



WEEK 11

GAME RELEASE

NEW YORK **JETS** vs. LOS ANGELES **CHARGERS**

SUN. NOV. 22, 2020 | 1:05 PM PT


#BOLTUP

GAME RELEASE

714.540.7100 ⚡ chargers.com ⚡ @chargers



Josh.Rupprecht@chargers.nfl.com ⚡ Jennifer.Rojas@chargers.nfl.com ⚡ Jamaal.LaFrance@chargers.nfl.com

Brock.Anderson@chargers.nfl.com ⚡ Danny.Markino@chargers.nfl.com ⚡ Lauren.Meyer@chargers.nfl.com ⚡ Ana.Spanos@chargers.nfl.com

BOLTS AND JETS SQUARE OFF IN LOS ANGELES

In a battle of former AFL foes, the Los Angeles Chargers host the New York Jets with kick off on Sunday, Nov. 22 at 1:05 p.m. PT from SoFi Stadium. Greg Gumbel, Rich Gannon and Jay Feely have the call on CBS while Matt “Money” Smith, Daniel Jeremiah and Shannon Farren will broadcast on the Chargers Radio Network airwaves on ALT FM-98.7. Adrian Garcia-Marquez and Francisco Pinto will present the game in Spanish on Que Buena FM 105.5/94.3.

The Bolts are 22-12-1 against New York in the regular season all-time and are 2-0 in regular-season home games against the Jets since 2004, including a 31-0 win in 2014. Los Angeles is riding a three-game winning streak in the series, winning the last matchup 14-7 in 2017 at MetLife Stadium.

Los Angeles looks to end a three-game skid with **Justin Herbert** leading the No. 4-ranked offense in the NFL. He set an NFL rookie record last week with his sixth consecutive game with multiple touchdown passes. Herbert ranks No. 2 in the NFL this year among qualified passers in passer rating against the blitz. **Keenan Allen** set the team record for receptions by a wide receiver by reaching 589 for his career, passing Hall of Famer **Charlie Joiner** last week.

Coming off the bye, New York will have Joe Flacco as the starting quarterback for the fourth time this year. The 12-year veteran has thrown for 659 yards and four touchdowns this season. Defensively, former Charger Pierre Desir leads the defense with three interceptions, including one returned 35 yards for a touchdown.

Los Angeles will head to the Eastern Time Zone for the fourth and final time next week, playing at Buffalo for the second time in three years. The Bolts won 31-20 in 2018 and are on a four-game winning streak against the Bills. The teams will kick off from Bills Stadium on Sunday, Nov. 29 at 10:00 a.m. PT.

BY THE NUMBERS

589 Last week, Keenan Allen became the franchise’s leader for receptions by a wide receiver, passing Hall of Famer Charlie Joiner to reach 589 catches. He now ranks second among all Chargers, trailing only Antonio Gates.

49 Melvin Ingram III has 49 sacks for his career, one shy of becoming the fourth Charger with 50 since 1982.

124.2 Against the blitz this year, Justin Herbert has a 124.2 passer rating — good for the second-best among qualified passers this year.

ON THE CALL

TELEVISION: CBS

Play-by-play: Greg Gumbel
Analyst: Rich Gannon
Sideline: Jay Feely

NATIONAL RADIO: SPORTS USA

Play-by-play: Larry Kahn
Analyst: Hank Bauer

CHARGERS RADIO: ALT FM-98.7

Play-by-play: Matt “Money” Smith
Analyst: Daniel Jeremiah
Sideline: Shannon Farren

SPANISH RADIO: QUE BUENA FM-105.5/94.3

Play-by-play: Adrian Garcia-Marquez
Analyst: Francisco Pinto

CHARGERS MOBILE APP: Official team news, full game stats, live local Chargers games on the Chargers mobile app. For more details, visit Chargers.com/app.

**Geographic and device restrictions apply. Local & primetime games only. Data charges may apply.*

2020 CHARGERS SCHEDULE

REGULAR SEASON (2-7)

Wk	Date	Opponent	TV	Time*/Res.
1	Sun., Sept. 13	at Cincinnati	CBS	W, 16-13
2	Sun., Sept. 20	KANSAS CITY	CBS	L, 23-20 (OT)
3	Sun., Sept. 27	CAROLINA	CBS	L, 21-16
4	Sun., Oct. 4	at Tampa Bay	CBS	L, 38-31
5	Mon., Oct. 12	at New Orleans	ESPN	L, 30-27 (OT)
6	—	BYE	—	—
7	Sun., Oct. 25	JACKSONVILLE	CBS	W, 39-29
8	Sun., Nov. 1	at Denver	CBS	L, 31-30
9	Sun., Nov. 8	LAS VEGAS	FOX	L, 31-26
10	Sun., Nov. 15	at Miami	CBS	L, 29-21
11	Sun., Nov. 22	N.Y. JETS	CBS	1:05 p.m.
12	Sun., Nov. 29	at Buffalo	CBS	10:00 a.m.
13	Sun., Dec. 6	NEW ENGLAND	CBS	1:25 p.m.
14	Sun., Dec. 13	ATLANTA	FOX	1:25 p.m.
15	Thurs., Dec. 17	at Las Vegas	FOX	5:20 p.m.
16	Dec. 26/27	DENVER	TBD	TBD
17	Sun., Jan. 3	at Kansas City	CBS	10:00 a.m.

**All Times Pacific*

HOME GAMES IN CAPS

2020 AFC WEST STANDINGS

Team	W	L	T	Pct.	PF	PA
Kansas City	8	1	0	.889	286	183
Las Vegas	6	3	0	.667	255	241
Denver	3	6	0	.333	186	254
L.A. Chargers	2	7	0	.222	226	245

RELEASE INDEX

Content	Page	Content	Page
The 2020 Schedule	2	Other Player Notes	25
Jets Series History	3	Career Stats vs. Jets	27
The Matchup	4	2020 Statistics	30
Connections	6	2020 Game Summaries	32
Tom Telesco	7	Rosters & Transactions	37
Anthony Lynn	9	Media Information	42
Team Notes	10	Supplemental Stats	43
Justin Herbert Notes	14	Chargers Records	60
Keenan Allen Notes	18	League Stats	75
Austin Ekeler Notes	21	Last Week’s Game Book	161
Bosa and Ingram Notes	22	Feature Stories	180
Michael Badgley Notes	24		

BREAKING DOWN THE 2020 SCHEDULE

	SERIES BREAKDOWN	2020 RECORD	NOTES
	ALL-TIME: 21-14-0 HOME: 11-7-0 AWAY: 10-7-0 LAST: W, 16-13 — 2020 at Bengals	OVERALL: 2-6-1 HOME: 2-2-0 AWAY: 0-4-1 2019 POSTSEASON: N/A	The game will mark the first time that Chargers have played in Cincinnati since 2015. The Chargers are 20-14 against the Bengals, including 9-7 on the road. The Bolts clinched the 2009 AFC West title with a 27-24 Week 15 win over Cincinnati.
	ALL-TIME: 55-64-1 HOME: 31-28-1 AWAY: 24-36-0 LAST: L, 23-20 (OT) — 2020 vs. Chiefs	OVERALL: 8-1-0 HOME: 4-1-0 AWAY: 4-0-0 2019 POSTSEASON: World Champions	The Chargers have won nine of the past 16 home games against the Chiefs, with an all-time regular-season home record of 31-27-1. Los Angeles looks to win at Kansas City for the second time in three years. Six of the past 10 games at Arrowhead Stadium have been decided by seven or fewer points.
	ALL-TIME: 1-6-0 HOME: 0-4-0 AWAY: 1-2-0 LAST: L, 21-16 — 2020 vs. Panthers	OVERALL: 3-7-0 HOME: 1-5-0 AWAY: 2-2-0 2019 POSTSEASON: N/A	Los Angeles hosts the Panthers for just the fourth time in history. In a road game in 2016, Hunter Henry caught his sixth touchdown of the season, making him the fourth tight end since 1990 to have six receiving scores in the first 12 games of a career.
	ALL-TIME: 8-4-0 HOME: 3-2-0 AWAY: 5-2-0 LAST: L, 38-31 — 2020 at Buccaneers	OVERALL: 7-3-0 HOME: 3-1-0 AWAY: 4-2-0 2019 POSTSEASON: N/A	With a regular-season record of 8-3 (.727) against the Buccaneers, the Bolts face off against the team they have the best winning percentage against. Los Angeles holds a 5-1 record in Tampa. The Chargers are 5-0 when scoring 25-plus points in the series.
	ALL-TIME: 7-6-0 HOME: 3-3-0 AWAY: 4-3-0 LAST: L, 30-27 (OT) — 2020 at Saints	OVERALL: 7-2-0 HOME: 4-1-0 AWAY: 3-1-0 2019 POSTSEASON: NFC Wild Card	The Chargers face the Saints for the 13th time in history, boasting a 7-5 all-time advantage. The October matchup is just the third between the teams in New Orleans since 1997. It marks the first-ever matchup between the teams on <i>Monday Night Football</i> .
	ALL-TIME: 9-3-0 HOME: 5-0-0 AWAY: 4-3-0 LAST: W, 29-39 — 2020 vs. Jaguars	OVERALL: 1-8-0 HOME: 1-3-0 AWAY: 0-5-0 2019 POSTSEASON: N/A	The Bolts have won eight of the 11 previous matchups in the series, including all four home games. Los Angeles won last year in Jacksonville by 35 points behind a record-setting performance from Austin Ekeler.
	ALL-TIME: 52-68-1 HOME: 34-26-0 AWAY: 18-42-1 LAST: L, 31-30 — 2020 at Broncos	OVERALL: 3-6-0 HOME: 1-3-0 AWAY: 2-3-0 2019 POSTSEASON: N/A	The Bolts look to win in Denver for two out of three seasons for the first time since 2013. Eight of the last 10 matchups in the Mile High City have been decided by one score. The Chargers have posted 20-plus points in 10 of the past 14 home contests against the Broncos, including three of the last four.
	ALL-TIME: 54-65-2 HOME: 27-33-1 AWAY: 27-32-1 LAST: L, 31-26 — 2020 vs. Raiders	OVERALL: 6-3-0 HOME: 2-2-0 AWAY: 4-1-0 2019 POSTSEASON: N/A	The Chargers have won 12 of the past 17 home contests against the Raiders. Los Angeles had a 16-point home win in Week 5 of the 2018 season. 2020 will be the second-straight year the Bolts matchup with the Raiders on <i>Thursday Night Football</i> and will mark the eighth such game between the teams.
	ALL-TIME: 14-17-0 HOME: 10-8-0 AWAY: 4-9-0 LAST: L, 29-21 — 2020 at Dolphins	OVERALL: 6-3-0 HOME: 3-2-0 AWAY: 3-1-0 2019 POSTSEASON: N/A	Los Angeles plays in Miami for the second time in as many seasons. Last year, Los Angeles won 30-10 in September, the largest win for the Bolts in Miami and the largest in the series since a 25-point home win in 1993.
	ALL-TIME: 22-12-1 HOME: 13-6-0 AWAY: 9-6-1 LAST: W, 14-7 - 2017 at Jets	OVERALL: 0-9-0 HOME: 0-5-0 AWAY: 0-4-0 2019 POSTSEASON: N/A	For the first time since 2014, Los Angeles will host the New York Jets. In that bout, the Chargers posted the only shutout in series history, 31-0. The Bolts have an all-time series record of 22-12-1, including wins in the last three matchups and five of the last six.
	ALL-TIME: 24-10-2 HOME: 13-5-1 AWAY: 11-5-1 LAST: W, 31-20 - 2018 at Bills	OVERALL: 7-3-0 HOME: 4-1-0 AWAY: 3-2-0 2019 POSTSEASON: AFC Wild Card	Winners of four-straight games against the Bills, Los Angeles visits Buffalo for the second time in three seasons. Over that four-game streak, the Chargers have picked off 10 Bills pass attempts. The Bolts are 11-5-1 in Buffalo, winning the 2018 matchup, 31-20.
	ALL-TIME: 14-22-2 HOME: 6-10-1 AWAY: 8-12-1 LAST: L, 21-13 - 2017 at Patriots	OVERALL: 4-5-0 HOME: 3-2-0 AWAY: 1-3-0 2019 POSTSEASON: AFC Wild Card	The Week 13 matchup will be the Chargers' first home game against New England since 2014. The former AFL foes have split the last four Chargers home games in the series. The Bolts defeated the Patriots for the 1963 AFL title in a 41-point rout.
	ALL-TIME: 2-8-0 HOME: 6-6-0 AWAY: 11-4-0 LAST: W, 33-30 (OT) - 2016 at Atl.	OVERALL: 3-6-0 HOME: 1-4-0 AWAY: 2-2-0 2019 POSTSEASON: N/A	Los Angeles faces off with the Falcons for the 11th time and the seventh time in California. In the most recent matchup in 2016, the Bolts went on the road to defeat the eventual NFC Champions by three points in overtime. Seven of the 10 games in series history were decided by one score.

CHARGERS-JETS SERIES HISTORY

SERIES BREAKDOWN

All-Time Series Record	22-14-1
Regular Season Series Record	22-12-1
Chargers All-Time vs. Jets at Home	13-8
Last Time at Home	Oct. 5, 2014 – W, 31-0
Current Streak	W, Three games
Last Meeting	Dec. 27, 2017 at NYJ – W, 14-7
Longest Chargers Win Streak	Five games (1960-62)
Longest Jets Win Streak	Three games (Last: 2002-05)
Anthony Lynn vs. NYJ	1-0
Lynn All-Time vs. NYJ*	6-5
Most Career GP vs. NYJ	QB Tyrod Taylor (7)

*Both as a Player and Coach (including years as an assistant)

TEAM SUPERLATIVES AGAINST JETS

Most Points Scored	53 – Nov. 2, 1963 at NYJ
Fewest Points Allowed	0 – Oct. 5, 2014 vs. NYJ
Average Points Scored	27.8
Average Points Allowed	20.1
Most Points (Combined)	93 – Dec. 16, 1960 vs. Titans of N.Y.
Fewest Points (Combined)	21 – Dec. 24, 2017 at NYJ
Largest Margin of Victory	46 – Nov. 2, 1963 at NYJ
Most Total Net Yards	528 – Nov. 2, 1963 at NYJ
Fewest Total Net Yards Allowed	113 – Dec. 6, 1964 vs. NYJ
Most Net Passing Yards	371 – Nov. 2, 1963 at NYJ
Fewest Net Passing Yards Allowed	53 – Oct. 14, 1990 at NYJ
Most Rushing Yards	287 – Oct. 13, 1963 vs. NYJ
Fewest Rushing Yards Allowed	36 – Dec. 6, 1964 vs. NYJ
Most Takeaways	6 – Last: Sept. 16, 1962 vs. NYJ
Fewest Giveaways	0 – Last: Dec. 24, 2017 at NYJ
Most Team Penalties	13 – Oct. 23, 2011 at NYJ
Fewest Team Penalties	2 – Nov. 4, 1960 at Titans of N.Y.

MOST RECENT SINGLE-GAME HIGHS

Category	Date	Opp./Loc.	Player	No.
Completions	Dec. 3, 1989	vs. NYJ	B.Tolliver	24
Comp. Pct.*	Sept. 22, 2008	vs. NYJ	P.Rivers	76.0
Passing Yards	Nov. 2, 1963	at NYJ	T.Rote	369
Passing TDs	Oct. 31, 1971	vs. NYJ	J.Hadl	4
Passer Rating*	Nov. 2, 1963	at NYJ	T.Rote	149.0
Rushing Yards	Dec. 24, 1967	vs. NYJ	B.Hubbert	189
Rushing TDs	Nov. 6, 2005	at NYJ	L.Tomlinson	3
Receptions	Sept. 28, 1969	vs. NYJ	G.Garrison	10
Receiving Yards	Sept. 28, 1969	vs. NYJ	G.Garrison	188
Receiving TDs	Oct. 5, 2014	vs. NYJ	A.Gates	2
Scrim. Yards	Dec. 24, 1967	vs. NYJ	B.Hubbert	197
Scrim. TDs	Nov. 6, 2005	at NYJ	L.Tomlinson	5
Tackles	Nov. 3, 2002	vs. NYJ	D.Edwards	13
Sacks	Dec. 23, 2012	at NYJ	K.Reyes	3.5
Interceptions	Dec. 18, 1960	vs. NYT^	C.McNeil	3
FGs Made	Oct. 8, 1966	at NYJ	D. Van Raaphorst	3
Net Punt Avg.**	Oct. 23, 2011	at NYJ	M.Scifres	50.3

*Min. 20 Pass Attempts

**Min. Three Punts

^Titans of New York (1960-62)

ALL-TIME GAMES AGAINST JETS

Date	Opponent	Result	Venue
Nov. 4, 1960	at New York	W, 21-7	Polo Grounds
Dec. 18, 1960	vs. New York	W, 50-43	L.A. Memorial Coliseum
Oct. 15, 1961	at New York	W, 25-10	Polo Grounds
Nov. 5, 1961	vs. New York	W, 48-13	Balboa Stadium
Sept. 16, 1962	vs. New York	W, 40-14	Balboa Stadium
Oct. 28, 1962	at New York	L, 23-3	Polo Grounds
Oct. 13, 1963	vs. New York	W, 24-20	Balboa Stadium
Nov. 2, 1963	at New York	W, 53-7	Polo Grounds
Oct. 3, 1964	at New York*	T, 17-17	Shea Stadium
Dec. 6, 1964	vs. New York	W, 38-3	Balboa Stadium
Oct. 23, 1965	at New York	W, 34-9	Shea Stadium
Dec. 4, 1965	vs. New York	W, 38-7	Balboa Stadium
Oct. 8, 1966	at New York	L, 17-16	Shea Stadium
Dec. 11, 1966	vs. New York	W, 42-27	Balboa Stadium
Dec. 24, 1967	vs. New York	L, 42-31	San Diego Stadium
Oct. 5, 1968	at New York	L, 23-20	Shea Stadium
Nov. 24, 1968	vs. New York	L, 37-15	San Diego Stadium
Sept. 28, 1969	vs. New York	W, 34-27	San Diego Stadium
Oct. 31, 1971	vs. New York	W, 49-21	San Diego Stadium
Dec. 1, 1974	at New York	L, 27-14	Shea Stadium
Dec. 15, 1975	vs. New York	W, 24-16	San Diego Stadium
Sept. 4, 1983	vs. New York	L, 41-29	Jack Murphy Stadium
Dec. 3, 1989	vs. New York	L, 20-17	Jack Murphy Stadium
Oct. 14, 1990	at New York	W, 39-3	Giants Stadium
Dec. 2, 1990	vs. New York	W, 38-17	Jack Murphy Stadium
Nov. 24, 1991	at New York	L, 24-3	Giants Stadium
Dec. 18, 1994	at New York	W, 21-6	Giants Stadium
Nov. 3, 2002	vs. New York	L, 44-13	Qualcomm Stadium
Sept. 19, 2004	vs. New York	L, 34-28	Qualcomm Stadium
Jan. 8, 2005	vs. New York**	L, 20-17 (OT)	Qualcomm Stadium
Nov. 6, 2005	at New York	W, 31-26	Giants Stadium
Sept. 22, 2008	vs. New York	W, 48-29	Qualcomm Stadium
Jan. 17, 2010	vs. New York***	L, 17-14	Qualcomm Stadium
Oct. 23, 2011	at New York	L, 27-21	MetLife Stadium
Dec. 23, 2012	at New York	W, 27-17	MetLife Stadium
Oct. 5, 2014	vs. New York	W, 31-0	Qualcomm Stadium
Dec. 24, 2017	at New York	W, 14-7	MetLife Stadium

Known as Titans of New York (1960-62)

*Ties were not counted in winning percentage until the 1972 season.
Ties prior to 1972 are not calculated into the series winning percentage.

**AFC Wild Card

***AFC Divisional

THE MATCHUP

AT THE HELM



ANTHONY LYNN

Chargers Head Coach

Overall Record:	29-31 (.483)
Reg. Season Record:	28-30 (.483)
Postseason Record:	1-1 (.500)
Record vs. NYJ:	1-0 (1.000)
Road Record (Reg.):	13-15 (.464)

Hometown:	Celina, Texas
College:	Texas Tech / UNLV ('18)

Anthony Lynn was named the 16th head coach in franchise history on Jan. 13, 2017, becoming the first African-American head coach in team annals. Lynn joined the Chargers after spending the 2015-16 seasons with the Buffalo Bills as the assistant head coach, running backs coach, the positions of offensive coordinator and interim head coach. 2020 marks Lynn's fourth season as head coach of the Chargers.

The 2019 season was highlighted by record-setting performances and recognition. Keenan Allen and Melvin Ingram III each went to their third-straight Pro Bowl while Joey Bosa went to his second in three seasons. On offense, Allen set a team record for catches in a season (104) and the unit touted a pair of 1,000-yard receivers (Allen and Mike Williams) while Austin Ekeler finished the year with 92 catches for 993 yards and eight touchdowns. Lynn has compiled a 28-29 regular-season record through four-plus seasons with the Chargers.

A native of Celina, Texas, Lynn was an All-Southwest Conference RB at Texas Tech. He signed with the N.Y. Giants as an undrafted free agent in 1992. Lynn signed with Denver in 1993, then in 1995 joined the San Francisco 49ers before returning to Denver in 1997, winning back-to-back Super Bowls (XXXII and XXXIII) with the Broncos. Lynn hung up his cleats after the '99 season, having played in 83 career games.

Lynn is married to Stacey Bell Lynn. He has two children, son, D'Anton, and daughter, Danielle. Stacey was a news anchor at WNBC in New York City. D'Anton played collegiately at Penn State and professionally with the N.Y. Jets and the Hamilton Tiger-Cats of the CFL. D'Anton is currently the defensive backs coach of the Houston Texans. Danielle is a Process Improvement Specialist at Southwest Hospital in Dallas and serves as the COO of The Lynn Family Foundation.



ADAM GASE

Jets Head Coach

Overall Record:	30-44 (.405)
Reg. Season Record:	30-43 (.411)
Postseason Record:	0-1 (.000)
Record vs. Chargers:	2-0 (1.00)
Road Record (Reg.):	9-27 (.250)

Hometown:	Ypsilanti, Mich.
College:	Michigan State ('00)

Adam Gase began his second season as the head coach of the New York Jets after posting a 6-2 record over the final eight games last season, tied for the third most wins in the league over that span. Overall, he led the team to a 7-9 record in 2019, a three-win improvement from 2018.

Beginning with his first season in Denver (2009), Gase has coached 17 different players to the Pro Bowl - a list includes 12 offensive players, with multiple players at offensive line, wide receiver and running back. Prior to his appointment as Jets head coach, Gase brought 16 seasons of experience as a coach in the NFL, the last six calling plays for three different franchises, including record-setting offensive output as the offensive coordinator of the Denver Broncos (2013), his first season calling plays in the NFL. In his last position, Gase spent three seasons (2016-18) as the head coach for the Miami Dolphins, where he compiled a 23-25 record and led the franchise to a postseason berth in his first season.

Gase began his coaching career as a defensive graduate assistant at LSU in 2000. He spent the following two seasons on the recruiting staff for Head Coach Nick Saban, winning a Southeastern Conference championship in 2001 and helping recruit a group of players that won the BCS National Championship in 2003.

Gase attended Michigan State University from 1996-99 earning a bachelor's degree. He and his wife, Jennifer, have a daughter, McKenzie, and two sons, A.J. and Wyatt.

2020 TEAM RANKINGS



2-7
4th (AFC West)

0-9
4th (AFC East)

OFFENSE (NFL RANK)

25.1 (17th)	Points Per Game	13.4 (32nd)
403.7 (4th)	Net Yds. Per Game	266.0 (32nd)
131.6 (9th)	Net Rushing Yds. Per Game	98.9 (27th)
272.1 (7th)	Net Passing Yds. Per Game	167.1 (32nd)
5.66 (19th)	Scrimmage Yds. Per Play	4.49 (22nd)
6/143	Opp. Interceptions/Return Yds.	8/94
18/-96 (15th)	Sacks Allowed/Yds.	26/-200 (T-24th)
9/5	Fumbles/Lost	4/2
44.96% (8th)	Third Down Pct.	31.03% (32nd)
62.07% (19th)	Red Zone TD Pct.	27.77% (32nd)
31:36 (8th)	Time of Possession Avg.	26:49 (31st)
11 (T-15th)	Giveaways	10 (T-11th)

DEFENSE (NFL RANK)

27.2 (22nd)	Points Per Game	29.8 (30th)
349.8 (12th)	Net Yds. Per Game	402.7 (28th)
117.4 (16th)	Net Rushing Yds. Per Game	120.9 (19th)
232.3 (16th)	Net Passing Yds. Per Game	281.8 (29th)
5.61 (16th)	Scrimmage Yds. Per Play	6.06 (26th)
4/140	Interceptions/Return Yds.	7/94
16/-88 (23rd)	Sacks/Yds.	11/-61 (T-27th)
7/4	Opp. Fumbles/Lost	9/3
39.50% (12th)	Third Down Pct.	43.52% (20th)
56.67% (8th)	Red Zone TD Pct.	54.29% (6th)
8 (T-28th)	Takeaways	10 (T-20th)

-3 (T-22nd) TURNOVER MARGIN 0 (T-16th)

SPECIAL TEAMS (NFL RANK)

43.5 (28th)	Punts-Avg. Yds. (Gross)	45.1 (20th)
35.3 (31st)	Punts-Avg. Yds. (Net)	37.9 (28th)
5.6 (27th)	Punt Returns-Avg. Per	6.7 (21st)
12.5 (30th)	Punt Returns-Avg. Per Allowed	11.8 (27th)
21.5 (16th)	Kickoff Returns-Avg. Per	18.4 (31st)
29.5 (30th)	Kickoff Returns-Avg. Per Allowed	25.8 (26th)
14/19 (28th)	Field Goals Made/Attempted	15/17 (T-16th)

PENALTIES (NFL RANK)

47/383 (T-8th) Penalties Against/Yds. 58/551 (T-24th)

THE MATCHUP

WITHIN STRIKING DISTANCE

WR Keenan Allen

- Needs three catches to reach 592 for his career, which would rank fourth in the NFL by any player over their first 100 career games (Sunday is Allen's 96th career game).
- Needs 11 receptions to be the fourth player in NFL history to record 600 catches over their first 100 career games.
 - Allen would tie Antonio Brown (96 games) for the fastest in NFL history if he caught 11 passes Sunday.
- Needs a touchdown catch to reach six on the season to give him four consecutive seasons with six scoring receptions.

K Michael Badgley

- Needs nine points scored to reach 73 for the year to set a single-season career high.

RB Kalen Ballage

- Needs 60-plus rushing yards to become the first Chargers running back that did not enter the NFL with the Bolts to have three-straight games of at least 60 rushing yards since Leonard Russell in 1996.

DE Joey Bosa

- Needs 1.5 sacks to reach 46.0 for his career and tie DE Raylee Johnson for No. 6 in team history.
- Needs 2.5 sacks to reach 47.0 for his career and tie LB Junior Seau for No. 5 in team history.
- Needs five quarterback hits to reach 100 for his career to become the third player since the stat began being tracked in 2006 with 100 QB hits in their first 60 career games.

CB Michael Davis

- Needs an interception returned for a touchdown for his second this season to become the 11th player in team history with multiple pick-sixes in a season.

WR Jalen Guyton

- Needs a touchdown catch of 70-plus yards to reach three for the season, which would tie Hall of Fame WR Lance Alworth (1968) for the most in a single season in team history.

CB Casey Hayward Jr.

- With a game played, will extend his streak of games played to 106 — the best active streak in the NFL among cornerbacks.

QB Justin Herbert

- Needs 300 passing yards to become the fifth rookie quarterback in NFL history with five 300-yard performances.
- Needs 367 passing yards to reach 2,700 and become the second player in NFL history to eclipse that mark through their first nine career starts (Patrick Mahomes — 2,810).
- Needs two passing touchdowns to extend his streak of games with multiple scores to seven, which would tie for the third-best in team history.
- Needs three touchdown passes to post five such performances for the season, setting an NFL record for the most three-touchdown games by a rookie in history.
- Needs one rushing touchdown to reach four on the year, tying for the most in a single season by a Chargers quarterback.

DE Melvin Ingram III

- Needs one sack to reach 50 for his career.

2020 INDIVIDUAL LEADERS



2-7
4th (AFC West)

0-9
4th (AFC East)

PASSING YARDS

Herbert	2,333	Darnold	1,045
Taylor	208	Flacco	659
Stick	4		

RUSHING YARDS

Kelly	313	Gore	386
Ekeler	248	Perine	169

RECEIVING YARDS

Allen	690	Crowder	409
Williams	431	Berrios	223
Henry	387	Perriman	219
Guyton	294	Mims	146

POINTS SCORED

Badgley	64	Ficken	33
Allen	30	Castillo	22
Guyton	18	Crowder	18
Herbert	18	Berrios	12
Williams	18	Perriman	12

INTERCEPTIONS

Adderley	1	Desir	4
Davis	1	Poole	3
Ingram III	1	Maye	1
Jenkins	1	Williamson*	1

SACKS

Bosa	4.5	Williams	3.0
Nwosu	3.5	Basham	2.0
Tillery	3.0	Maye	2.0

TACKLES (SOLO)

White	68 (43)	Hewitt	72 (45)
Murray Jr.	55 (30)	Williamson*	59 (36)
Jenkins	51 (34)	Maye	51 (28)
Adderley	43 (37)	Desir	46 (37)

KICKOFF RETURNS (AVG.)

Reed	16 (22.4)	Johnson	4 (20.8)
Johnson	4 (17.5)	Davis	2 (21.5)

PUNT RETURNS (AVG.); FAIR CATCH

Hill Jr.	9 (7.4); 7	Berrios	3 (6.7); 13
---------------	------------	---------------	-------------

FIELD GOALS

Badgley	14/19 (73.7%)	Ficken	9/10 (90.0%)
		Castillo	6/7 (85.7%)

PUNTS (GROSS/NET AVG.)

Long	34 (46.0/35.3)	Mann	46 (45.1/37.9)
------------	----------------	------------	----------------

*Player no longer with team.

CHARGERS-JETS CONNECTIONS

COLLEGE CONNECTIONS

	LAC	LB Denzel Perryman	2011-14
	LAC	S Rayshawn Jenkins	2012-16
	LAC	K Michael Badgley	2014-17
	LAC	G/T Tyree St. Louis	2015-18
	NYJ	TE Chris Herndon	2014-17
NYJ	WR Braxton Berrios	2014-17	
	LAC	DE Joey Bosa	2013-15
	LAC	WR KJ Hill Jr.	2015-19
	NYJ	OL Pat Elflein	2012-16
	LAC	DE Isaac Rochell	2013-16
	LAC	DT Jerry Tillery	2015-18
	LAC	LB Asmar Bilal	2015-19
	LAC	WR Jalen Guyton	2015
	NYJ	S Bennett Jackson	2010-13
	NYJ	S Matthias Farley	2011-15
	LAC	LB Uchenna Nwosu	2014-17
	NYJ	QB Sam Darnold	2015-17
	NYJ	T Chuma Edoga	2015-18
	LAC	<u>Chris Caminiti</u>	2013-18
		(Sr. Coaching Asst.)	
	LAC	<u>Rip Scherer</u>	2013-17
		(Sr. Coaching Asst.)	
	LAC	<u>Tyler Judkins (Asst. S&C)</u>	2012-17
LAC	C/G Scott Quessenberry	2013-17	
NYJ	OL Conor McDermott	2012-16	
	LAC	LS Cole Mazza	2013-16
	NYJ	DL Quinnen Williams	2016-18
	LAC	CB Michael Davis	2013-16
	NYJ	LB Harvey Langi	2014-16
	LAC	T Forrest Lamp	2012-16
	NYJ	T George Fant	2015
	NYJ	QB Mike White	2016-17
	LAC	G Trai Turner	2011-13
	NYJ	<u>Bo Hardegree (Off. Asst.)</u>	2011-13
	LAC	<u>Pep Hamilton (QBs)</u>	2010-12
	NYJ	DL Henry Anderson	2010-14
	LAC	<u>Giff Smith (DL)</u>	1994-95
	NYJ	Hines Ward (WRs)	1994-97

AREA BONDS

Chargers **K Michael Badgley** (Summit), **Offensive Quality Control Coach Seth Ryan** (Summit), **Asst TEs Coach Dan Shamash** (New York City), **Senior Offensive Asst. Rip Scherer** (Toms River) and **LB Kyzir White** (Plainfield) are all from the New York/New Jersey region.

Jets **QB Sam Darnold** is an Orange County (Calif.) native, hailing from San Clemente, Calif.

Jets **RB Frank Gore** and Chargers **LB Denzel Perryman** are both natives of Coral Gables, Fla., and both are graduates of Coral Gables Senior H.S.

The duo of Chargers **S Rayshawn Jenkins** and Jets **WR Jeff Smith** both hail from St. Petersburg, Fla.

Chargers **WR Tyron Johnson** and **G Trai Turner** are both New Orleans, La., natives, as is Jets **CB Arthur Maulet**.

Underlined indicates coaching or administrative roles.

NOTEWORTHY BONDS

Chargers **Head Coach Anthony Lynn** was a Jets assistant coach from 2009-14, prepping the running backs all five seasons and adding assistant head coach responsibilities for the 2014 season. **Lynn** was on a staff led by Rex Ryan, father of Bolts **Offensive Quality Control Coach Seth Ryan**, that took the Jets to back-to-back AFC Championship Games following the 2009 and 2010 seasons.

Jets **TE Trevon Wesco** and Chargers **LB Kyzir White** were roommates during their two years together at Lackawanna Junior College (2014-15), before the pair both decided to spend the rest of their collegiate playing careers at West Virginia.

Jets **Asst. Head Coach/LBs Coach Frank Bush** coached both **Lynn** and Chargers **Asst. Special Teams Coach Keith Burns** while the pair played for the Denver Broncos from 1997-98. Following his playing career, **Lynn** helped **Bush** coach Denver's special teams units through the Broncos' 2002 season.

Chargers **QBs Coach Pep Hamilton** (2003-05), **Asst. OL Coach David Diaz-Infante** (2016-19), **Asst. DL Coach La'Roi Glover** (2017-18), **Head Strength & Conditioning Coach John Lott** (1997-2004), **Director of Player Personnel JoJo Wooden** (1997-2012) and **Director of College Scouting Kevin Kelly** (2012) all have spent time as members of the Jets organization.







Jets **Asst. Head Coach/WRs Coach Shawn Jefferson** played for the Chargers from 1991-95, assisting the Bolts during the team's Super Bowl XXIX run in 1994. Jets **CB Pierre Desir** logged five game appearances for the Chargers in 2016.

Chargers **RB Kalen Ballage** spent the logged three game appearances for the Jets earlier this season and **CB Tevaughn Campbell** spent the 2019 offseason with New York. **Head Strength & Conditioning Coach John Lott** (1988) and **National Scout Tom McConaughy** (1982) were members of the Jets during their playing careers.

Chargers **QB Tyrod Taylor** served Jets **QB Joe Flacco's** backup from 2011-14 with the Ravens. With Jets **General Manager Joe Douglas** as a member of the personnel staff and **Off. Asst. Todd Washington** on the coaching staff, the group helped Baltimore achieve a World Championship by defeating San Francisco in Super Bowl XLVII.

New York **Asst. Special Teams Coach Jeff Hammerschmidt** and Los Angeles **Asst. OL Coach David Diaz-Infante** were teammates on the Frankfurt (Germany) Galaxy in 1992.

NOTABLE PRO CONNECTIONS

Asst. ST Coach Keith Burns (2007-12)		Head Coach Adam Gase (2009-14)
DBs Coach Ron Milus (2011-12)		RBs Coach Jim Bob Cooter (2013)
LBs Coach Richard Smith (2011-14)		Offensive Asst. Bo Hardegree (2014)
		OL Connor McGovern (2016-19)
General Manager Tom Telesco (1998-2012)		RBs Coach Jim Bob Cooter (2009-11)
QBs Coach Pep Hamilton (2013-15)		Special Teams Coord. Brant Boyer (2012-15)
TEs Coach Alfredo Roberts (2012-15)		Defensive Asst. Chip Vaughn (2010)
		RB Frank Gore (2015-17)
<i>Head Coach Anthony Lynn (1995-96)</i>		OL Coach Frank Pollack (1994-98)
LBs Coach Richard Smith (1997-2002)		DL Coach Andre Carter (2001-05)
Asst. Head Coach / Special Teams Coord. George Stewart (1996-2002)		RB Frank Gore (2005-14)
QBs Coach Pep Hamilton (2006)		
QB Tyrod Taylor (2015-17)		OL Conor McDermott (2017-19)
WRs Coach Phil McGeoghan (2017)		
QB Tyrod Taylor (2018)		Defensive Coord. Gregg Williams (2017-18)
		Defensive Asst. Blake Williams (2017-18)
		WR Breshad Perriman (2018)
Asst. DL Coach La'Roi Glover (2010-16)		DBs Coach Dennard Wilson (2012-16)
		Defensive Asst. Blake Williams (2012)
		Defensive Coord. Gregg Williams (2014-16)
		LB Bryce Hager (2015-19)
OL Coach James Campen (2004-18)		G Greg Van Roten (2012-13)
T Bryan Bulaga (2010-19)		
CB Casey Hayward (2012-15)		
G Trai Turner (2014-19)		G Greg Van Roten (2017-19)
LBs Coach Richard Smith (1988-92)		Def. Coord. Gregg Williams (1990-2000)

Italicized indicates coaches who were players at the time.

TOM TELESKO



IN-SEASON RECOGNITION

Telesko has acquired 10 players since 2013 to win AFC Player of the Week recognition and one to win AFC Player of the Month. **Joey Bosa** twice earned NFL Defensive Rookie of the Month in 2016 (October and December) en route to winning consensus Defensive Rookie of the Year honors.

This season, **Casey Hayward Jr.** kicked off the year by winning AFC Defensive Player of the Week for his Week 1 performance at Cincinnati — 12 solo tackles and two passes defended, becoming the first NFL defensive back since at least 2000 to have more than 10 solo tackles and multiple breakups on Kickoff Weekend.

Justin Herbert was named the NFL Offensive Rookie of the Month for October after posting a 122.2 passer rating — the best by a Rookie in October in NFL history (min. 50 attempts). The Oregon product also became just the third rookie ever to toss 10 touchdowns in the month.

CHARGERS TO WIN AFC PLAYER OF THE WEEK/MONTH OR NFL ROOKIE OF THE MONTH, ACQUIRED SINCE 2013

Year	Player	Phase	Month/Week
2016	P Drew Kaser	Special Teams	Week 6 vs. Den.
	LB Denzel Perryman	Defense	Week 7 at Atl.
	DE Joey Bosa	NFL Def. Rookie	October
	RB Melvin Gordon III	Offense	Week 9 vs. Ten.
2017	DE Joey Bosa	NFL Def. Rookie	December
	RB Melvin Gordon III	Offense	Week 5 at NYG
	WR Travis Benjamin	Special Teams	Week 7 vs. Den.
2018	CB Casey Hayward Jr.	Defense	November
	CB Desmond King II	Defense	Week 9 at Sea.
	CB Desmond King II	Special Teams	Week 13 at Pit.
	K Michael Badgley	Special Teams	Week 14 vs. Cin.
2019	WR Mike Williams	Offense	Week 15 at K.C.
	P Ty Long	Special Teams	Week 1 vs. Ind.
	DE Joey Bosa	Defense	Week 8 at Chi.
2020	CB Casey Hayward Jr.	Defense	Week 1 at Cin.
	QB Justin Herbert	NFL Off. Rookie	October

TELESKO'S PRO BOWLERS

Throughout his tenure with the Chargers, **Telesko** has acquired or extended 11 players that went on to earn Pro Bowl nods, including five players that were acquired via draft pick.

BOLTS PRO BOWLERS ACQUIRED OR EXTENDED, SINCE 2013

Year	Player	Transaction	Pro Bowls
2013	WR Keenan Allen	Drafted (3-76)	3
2014	S Adrian Phillips	UDFA	1
	CB Jason Verrett	Drafted (1-25)	1
2015	RB Melvin Gordon III	Drafted (1-15)	2
	QB Philip Rivers	Extended	3
2016	DE Joey Bosa	Drafted (1-3)	2
	CB Casey Hayward Jr.	UFA (G.B.)	2
2017	DE Melvin Ingram III	Extension	3
	T Russell Okung	UFA (Den.)	1
2018	S Derwin James Jr.	Drafted (1-17)	1
	C Mike Pouncey	FA	1
Totals	11 Players		20

TELESKO'S DRAFT SUPERLATIVES

Selections made by **Telesko** have garnered league-wide recognition. He has drafted eight players that were named All-Rookie by the *Professional Football Writers of America*.

A pair of picks by Telesko earned *PFWA* Rookie of the Year honors — **Keenan Allen** for offense in 2013 and **Joey Bosa** for defense in 2016. A pair of recent picks were each named an All-Pro from *The Associated Press* in 2018: **Derwin James Jr.** (1st-team S, 2nd-team DB) and **Desmond King II** (1st-team DB, 2nd-team PR).

Below is a look at Telesko's draft picks that have made a Pro Bowl or been recognized by the *PFWA* as All-AFC or All-Rookie:

BOLTS DRAFT PICK SUPERLATIVES WITH TEAM, SINCE 2013

Drafted	Player	Pro Bowls	All-AFC	All-Rookie
2013	Keenan Allen	3	1	1
	D.J. Fluker	0	0	1
2014	Jason Verrett	1	0	0
2015	Melvin Gordon III	2	0	0
2016	Joey Bosa	2	2	1
	Jatavis Brown	0	0	1
	Hunter Henry	0	0	1
2017	Dan Feeney	0	0	1
2018	Derwin James Jr.	1	1	1
2019	Drue Tranquill	0	0	1

TOM TELESKO DRAFT HISTORY



Chargers General Manager Tom Telesco has drafted 52 players since joining the team in 2013. Those draft picks have combined to play 1,596 games and make 850 starts in the regular season (43 games played with 26 starts in the postseason) for the Bolts.

2020 CHARGERS DRAFT SELECTIONS

Pos.	Player	Drafted	Reg. Season		Postseason	
			GP	GS	GP	GS
QB	Justin Herbert	1-6	8	8	0	0
LB	Kenneth Murray Jr.	1-23	9	9	0	0
RB	Joshua Kelley	4-112	9	0	0	0
WR	Joe Reed	5-151	7	0	0	0
S	Alohi Gilman	6-186	8	0	0	0
WR	KJ Hill Jr.	7-220	8	0	0	0
TOTALS			49	17	0	0

2019 CHARGERS DRAFT SELECTIONS

Pos.	Player	Drafted	Reg. Season		Postseason	
			GP	GS	GP	GS
DT	Jerry Tillery	1-28	24	9	0	0
S	Nasir Adderley	2-60	13	8	0	0
T	Trey Pipkins III	3-91	22	6	0	0
LB	Drue Tranquill	4-130	16	4	0	0
QB	Easton Stick	5-166	1	0	0	0
LB	Emeke Egbule	6-200	24	0	0	0
DT	Cortez Broughton	7-242	7	0	0	0
TOTALS			107	27	0	0

2018 CHARGERS DRAFT SELECTIONS

Pos.	Player	Drafted	Reg. Season		Postseason	
			GP	GS	GP	GS
S	Derwin James Jr.	1-17	21	21	2	2
DE	Uchenna Nwosu	2-48	41	10	2	0
DT	Justin Jones	3-84	33	17	2	2
LB	Kyzir White	4-119	28	18	0	0
C/G	Scott Quessenberry	5-155	40	9	2	0
WR	Dylan Cantrell	6-191	0	0	0	0
RB	Justin Jackson	7-251	26	5	2	0
TOTALS			189	80	10	4

2017 CHARGERS DRAFT SELECTIONS

Pos.	Player	Drafted	Reg. Season		Postseason	
			GP	GS	GP	GS
WR	Mike Williams	1-7	49	27	2	2
G	Forrest Lamp	2-38	18	11	0	0
C/G	Dan Feeney	3-71	56	50	2	2
S	Rayshawn Jenkins	4-113	55	26	2	2
DB	Desmond King II	5-151	53	23	2	2
T	Sam Tevi	6-190	53	39	2	2
DE	Isaac Rochell	7-225	44	5	2	0
TOTALS			328	181	12	10

2016 CHARGERS DRAFT SELECTIONS

Pos.	Player	Drafted	Reg. Season		Postseason	
			GP	GS	GP	GS
DE	Joey Bosa	1-3	58	55	2	2
TE	Hunter Henry	2-35	50	44	1	1
C	Max Tuerk	3-66	0	0	0	0
LB	Joshua Perry	4-102	15	1	0	0
LB	Jatavis Brown	5-175	56	23	0	0
P	Drew Kaser	6-179	36	0	0	0
FB	Derek Watt	6-198	64	13	2	0
G	Donavon Clark	7-224	0	0	0	0
TOTALS			279	136	5	3

2015 CHARGERS DRAFT SELECTIONS

Pos.	Player	Drafted	Reg. Season		Postseason	
			GP	GS	GP	GS
RB	Melvin Gordon III	1-15	67	63	2	2
LB	Denzel Perryman	2-48	65	47	0	0
CB	Craig Mager	3-83	24	10	0	0
LB	Kyle Emanuel	5-153	63	32	2	0
DE	Darius Philon	6-192	54	19	2	0
TOTALS			273	171	6	2

2014 CHARGERS DRAFT SELECTIONS

Pos.	Player	Drafted	Reg. Season		Postseason	
			GP	GS	GP	GS
CB	Jason Verrett	1-25	25	21	0	0
LB	Jeremiah Attaochu	2-50	38	13	0	0
G	Chris Watt	3-89	17	8	0	0
DT	Ryan Carrethers	5-165	24	3	0	0
RB	Marion Grice	6-201	0	0	0	0
WR	Tevin Reese	7-240	0	0	0	0
TOTALS			104	45	0	0

2013 CHARGERS DRAFT SELECTIONS

Pos.	Player	Drafted	Reg. Season		Postseason	
			GP	GS	GP	GS
T	D.J. Fluker	1-11	59	59	2	2
LB	Manti Te'o	2-38	38	34	2	2
WR	Keenan Allen	3-76	95	90	4	3
CB	Steve Williams	5-145	31	4	0	0
LB	Tourek Williams	6-179	44	6	2	0
QB	Brad Sorensen	7-221	0	0	0	0
TOTALS			267	193	10	7

*Current Chargers

ANTHONY LYNN

A BEAST IN THE EAST

Since taking over as Los Angeles' head coach in 2017, **Anthony Lynn** has led a squad to play 13 regular-season games in Eastern Time or in London — tied for the most of any club that resides in the Pacific Time Zone.

The Bolts have a 9-5 record in the East or London in the regular season since 2017, trailing only Seattle (11 wins) and the L.A. Rams (10 wins) over that span among Pacific Time Zone teams. The Chargers are slated to go to the East Coast once more in 2020.

HEAD COACH WINS IN EASTERN TIME ZONE AND LONDON, PACIFIC TIME ZONE TEAMS, REGULAR SEASON, SINCE 2017

Rank	Coach (Team)	Wins	Losses	Ties	Pct.
1.	Pete Carroll (Sea.)	11	2	0	.846
2.	Sean McVay (LAR)	10	3	0	.769
3.	Anthony Lynn (LAC)	9	5	0	.643
4.	Kyle Shanahan (S.F.)	6	5	0	.545
5.	Jon Gruden (Oak./L.V.)	4	6	0	.400

In 2018, the team played five games (regular and postseason combined) in the early time slot on the East Coast or in London — more than any other Pacific Time Zone team.

EARLY TIME SLOT GAMES, EASTERN TIME ZONE / LONDON, 2018, REGULAR AND POSTSEASON COMBINED

Rank	Coach (Team)	Total Games	Record	Win Pct.
1.	Anthony Lynn (LAC)	5	4-1	.800
2.	Jon Gruden (Oak.)	4	0-4	.000
3.	Pete Carroll (Sea.)	3	3-0	1.000

TAKIN' CARE OF BUSINESS

Since hiring **Anthony Lynn** as head coach in 2017, the Bolts are 19-2 in games with a positive turnover margin. The .905 winning percentage ranks No. 4 in the NFL over that span. The team's 271.8 net passing yards per game also rank fourth over that span.

BEST WIN PCT., POSITIVE TURNOVER MARGIN, SINCE 2017

Rank	Team	W	L	T	Pct.
1.	Philadelphia	20	1	0	.952
2.	Baltimore	24	2	0	.923
3.	Minnesota	23	2	0	.920
4.	L.A. Chargers	19	2	0	.905
5.	Kansas City	27	3	0	.900

NET PASSING YARDS PER GAME, SINCE 2017

Rank	Team	Net Passing Yards/Game
1.	Tampa Bay	292.8
2.	Kansas City	284.4
3.	Atlanta	280.1
4.	L.A. Chargers	270.1



AROUND THE WORLD IN 80 DAYS

Since the 2017 season, **Anthony Lynn's** Chargers have ranked among the league's most-traveled teams and are the only NFL team to travel at least once around the world in every season from 2017-20.

MOST MILES TRAVELED, SINGLE SEASON, REG. AND POSTSEASON COMBINED, 2017-19

Rank	Team	Year	E.C./London Record	Miles
1.	Seattle	2018	3-0	41,236
2.	L.A. Chargers	2018	5-1	40,605
3.	Oakland	2019	2-1	40,188

In 2020, Chargers are scheduled to travel 25,387 miles for road contests. It marks the fourth-straight season that Lynn has coached the Charges to travel more than the distance around the world (approximately 25,000 miles).

SCHEDULED MILES TO TRAVEL, 2020 SEASON

Rk.	Team	Head Coach	Miles To Travel
1.	Seattle Seahawks	Pete Carroll	28,878
2.	San Francisco 49ers	Kyle Shanahan	25,485
3.	Los Angeles Chargers	Anthony Lynn	25,387
4.	New England Patriots	Bill Belichick	24,560
5.	Miami Dolphins	Brian Flores	24,528

ANTHONY LYNN COACHING RECORD

Category	W	L	T	Pct.
Regular-season record as NFL head coach	28	30	0	0.483
Postseason record as NFL head coach	1	1	0	0.500
<i>Overall record as NFL head coach</i>	29	31	0	0.483
Regular-season record as NFL coordinator	7	6	0	0.539
Postseason record as NFL coordinator	—	—	—	—
<i>Overall record as NFL coordinator</i>	7	6	0	0.539
Regular-season record as NFL assistant coach	128	130	0	0.496
Postseason record as NFL assistant coach	4	4	0	0.500
<i>Overall record as NFL assistant coach</i>	132	134	0	0.496
Regular-season record as NFL coach	163	166	0	0.495
Postseason record as NFL coach	5	5	0	0.500
Overall record as NFL coach	168	171	0	0.496

TEAM NOTES

WELCOME TO L.A.



16 players on Los Angeles' active roster are new this season.

HOW NEW CHARGERS WERE ACQUIRED

How Acquired	New Players
Draft Selections	6
Undrafted Free Agents	2
Veteran Free Agents	7
Trades	1
Waiver Claims	0
Totals	16

NEW CHARGERS ON THE ACTIVE ROSTER

Pos.	Player	Exp.	How Acq.
S	Jahleel Addae	8	Free Agent
RB	Kalen Ballage	3	Free Agent
T	Bryan Bulaga	11	UFA (Green Bay)
S	Alohi Gilman	R	Draft Selection (6-186)
QB	Justin Herbert	R	Draft Selection (1-6)
WR	KJ Hill Jr.	R	Draft Selection (7-220)
DT	Linval Joseph	11	Free Agent
RB	Joshua Kelley	R	Draft Selection (4-112)
DE	Jessie Lemonier	R	Liberty
LB	Kenneth Murray Jr.	R	Draft Selection (1-23)
FB	Gabe Nabers	R	Undrafted Free Agent
T	Storm Norton	1	Free Agent
TE	Donald Parham Jr.	1	Free Agent
WR	Joe Reed	R	Draft Selection (5-151)
G	Trai Turner	7	Trade (Carolina)
LB	Nick Vigil	5	UFA (Cincinnati)

NEW UNIFORM RECORD

In April, Los Angeles unveiled new, sleek uniforms to make the best uniform in sports even better — marking a new era of Chargers football as the team moves into SoFi Stadium. Below is the record for the uniform colors as well as uniform and pant combinations.

CHARGERS RECORD BY UNIFORM AND COMBOS

Uniform/Combo	Wins	Losses	Ties	Pct.
Powder Uniform	1	2	0	.333
White Pants Combo	1	1	0	.500
Yellow Pants Combo	0	1	0	.000
White Uniform	1	4	0	.200
White Pants Combo	0	2	0	.000
Yellow Pants Combo	1	2	0	.333
Navy Blue Color Rush	0	1	0	.000
Royal Blue Color Rush	0	0	0	—

DIAMONDS IN THE ROUGH

In each season from 2008-20, at least one undrafted rookie has made the Chargers active roster for the Week 1 game. Six of those players appeared in all 16 regular-season contests for the Bolts. 11 made a start for the Chargers and eight started multiple times as a rookie.

UNDRAFTED ROOKIES ON KICKOFF WEEKEND ROSTER, SINCE 2008

Season	Player	College	GP as Rookie*
2020	FB Gabe Nabers**	Florida State	9 (3 starts)
2019	DE Chris Peace	Virginia	1
	S Roderic Teamer	Tulane	7 (6 starts)
2018	LB Emmanuel Ellerbee***	Rice	3
	CB Brandon Facyson	Virginia Tech	15
	WR JJ Jones	West Georgia	3
	RB Detrez Newsome	Western Carolina	9
2017	TE Sean Culkin	Missouri	1
	RB Austin Ekeler	Western State Colorado	16
	LB Nigel Harris	South Florida	5 (1 start)
	K Younghoe Koo	Georgia Southern	4
	LB James Onwualu	Notre Dame	9
2016	RB Kenneth Farrow	Houston	13 (2 starts)
	S Dexter McCoil	Tulsa	16 (2 starts)
	C/G Spencer Pulley	Vanderbilt	16
2015	LB Nick Dzubnar	Cal Poly-San Luis Obispo	16
	WR Tyrell Williams	Western Oregon	7
2014	CB Chris Davis	Auburn	12 (1 start)
	RB Branden Oliver	Buffalo	14 (7 starts)
	DT Tenny Palepoi	Utah	16
2013	S Jahleel Addae	Central Michigan	16 (2 starts)
	DT Kwame Geathers	Georgia	7
2012	G Mike Harris	UCLA	15 (9 starts)
2011	LB Darryl Gamble	Georgia	5
2010	LB Brandon Lang	Troy	10
2009	S C.J. Spillman	Marshall	5 (1 start)
2008	RB Mike Tolbert	Coastal Carolina	13 (7 starts)

*Number of games played as rookie for Chargers

**Part of 55-man active roster for Week 1 (2020 COVID exception)

***Claimed off waivers from Seattle following final cuts

TEAM NOTES

CAREER FIRSTS THIS SEASON

The Bolts' young players have contributed early in their careers. Below is a look at some accomplished career firsts by the group:

CHARGERS CAREER FIRSTS THIS SEASON

Player	First Career . . .	Notes
S Nasir Adderley	Interception Week 5 at New Orleans	Returned 39 yards
LB Asmar Bilal	Game Played Week 1 at Cincinnati	
RB Darius Bradwell	Game Played Week 2 vs. Kansas City	
CB Tevaughn Campbell	Game Played Week 3 vs. Carolina Forced Fumble . . . Week 7 vs. Jacksonville Start. Week 9 vs. Las Vegas	
S Alohi Gilman	Game Played Week 1 at Cincinnati	
WR Jalen Guyton	Start. Week 1 at Cincinnati Reception Week 1 at Cin. — 16 yards Receiving TD . . . Week 2 vs. KC — 14 yards from QB Tyrod Taylor	
RB Joshua Kelley	Game Played Week 1 at Cincinnati Rushing TD. Week 1 at Cin. — 5 yards Reception Week 2 vs. K.C. — 35 yards from QB Justin Herbert	
QB Justin Herbert	Game Played Week 2 vs. Kansas City Start. Week 2 vs. Kansas City Completion. . . . Week 2 vs. KC — 35 yards to RB Joshua Kelley Passing TD Week 2 vs. KC — 14 yards to WR Jalen Guyton Rushing TD. . . . Week 2 vs. KC — 4 yards	
WR KJ Hill Jr.	Game Played Week 1 at Cincinnati Reception Week 3 vs. Car. — 15 yards from QB Justin Herbert Punt Return . . . Week 3 vs. Car. — 10 yards	
WR Tyron Johnson	Game Played Week 4 at Tampa Bay Rec./Rec. TD . . . Week 4 at T.B. — 53 yards from QB Justin Herbert	
DE Jessie Lemonier	Game Played Week 3 vs. Carolina	
LB Kenneth Murray Jr.	Game Played Week 1 at Cincinnati Start. Week 1 at Cincinnati Tackle Week 1 at Cincinnati of Bengals RB Joe Mixon	
FB Gabe Nabers	Game Played Week 1 at Cincinnati Start. Week 2 vs. Kansas City Reception Week 4 at T.B. — 5 yards from QB Justin Herbert Receiving TD . . . Week 8 at Den. — 2 yards from QB Justin Herbert	
TE Donald Parham Jr.	Game Played Week 4 at Tampa Bay Rec./Rec. TD . . . Week 4 at T.B. — 16 yards from QB Justin Herbert Start. Week 8 at Denver	
WR Joe Reed	Game Played Week 1 at Cincinnati Kickoff Return Week 1 at Cincinnati Rushing TD. . . . Week 7 vs. Jax. — 7 yards	
G/T Tyree St. Louis	Game Played Week 1 at Cincinnati Start. Week 1 at Cincinnati	
QB Easton Stick	Game Played Week 7 vs. Jacksonville Completion. . . . Week 7 vs. Jax. — 4 yards to WR Mike Williams	

TELEVISION RATINGS BEFORE THE BYE

In the first five weeks of the 2020 season, three Chargers games were one of the 10 most watched television programs for their respective weeks — including quarterback Justin Herbert's career debut in the team's opening of SoFi Stadium ranking as the most-watched program for the week of Sept. 14-20.

Los Angeles' SoFi Stadium debut on Sept. 20 was not only the most-watched program of that week, but the No. 9 most-watched broadcast of any television program in the country from the start of the 2020 NFL season through the team's bye week.

MOST-WATCHED TV TELECASTS, SEPT. 13-OCT. 18

Rank	Date	Program	Network	Viewership
1.	Sept. 29	1st Pres. Debate	16 Networks	73.1 M
2.	Oct. 7	V.P. Debate	18 Networks	57.9 M
3.	Sept. 13	T.B. at N.O.	FOX	26.3 M
4.	Sept. 27	Dal. at Sea.	FOX	23.2 M
5.	Oct. 11	NYG at Dal.	CBS	23.0 M
6.	Oct. 18	G.B. at T.B.	FOX	22.3 M
7.	Sept. 10	Hou. at K.C.	NBC	20.6 M
8.	Sept. 13	Dal. at LAR	NBC	19.0 M
9.	Sept. 20	K.C. at LAC	CBS	19.0 M
10.	Oct. 4	Buf. at L.V.	CBS	18.7 M

MOST-WATCHED TV TELECASTS, SEPT. 14-SEPT. 20

Rank	Date	Program	Network	Viewership
1.	Sept. 20	K.C. at LAC	CBS	19.0 M
2.	Sept. 20	N.E. at Sea.	NBC	17.8 M
3.	Sept. 20	Atl. at Dal.	FOX	17.2 M

MOST-WATCHED TV TELECASTS, SEPT. 28-OCT. 4

Rank	Date	Program	Network	Viewership
1.	Sept. 29	1st Pres. Debate	16 Networks	73.1 M
2.	Oct. 4	Buf. at L.V.	CBS	18.6 M
3.	Oct. 4	Cle. at Dal.	FOX	16.8 M
4.	Oct. 4	Phi. at S.F.	NBC	15.1 M
5.	Sept. 28	K.C. at Bal.	ESPN	14.7 M
6.	Oct. 4	60 Minutes	CBS	10.8 M
7.	Oct. 4	LAC at T.B.	CBS	9.9 M

The Bolts' Monday Night Football game in Week 5 at New Orleans garnered an audience of nearly 10.7 million. The game was the highest-rated sporting event in Los Angeles that day, topping the first game of the NLCS between the Dodgers and Braves.

MOST-WATCHED TV TELECASTS, OCT. 12-OCT. 18

Rank	Date	Program	Network	Viewership
1.	Oct. 18	G.B. at T.B.	FOX	22.3 M
2.	Oct. 18	Cle. at Pit.	CBS	16.7 M
3.	Oct. 15	Biden Town Hall	ABC	14.2 M
4.	Oct. 15	Trump Town Hall	3 Networks	13.5 M
5.	Oct. 18	LAR at S.F.	NBC	12.6 M
6.	Oct. 18	Chi. at Car.	FOX	12.1 M
7.	Oct. 12	LAC at N.O.	ESPN	11.2 M

TEAM NOTES

GUS BRADLEY

Gus Bradley enters his eighth NFL season as a defensive coordinator. He has orchestrated defenses to finish inside the top-10 three times in total defense, once in rushing, four times in passing and four times in scoring defense. Bradley turned around the unit in his first season from the 29th scoring defense to rank No. 3 in the NFL.

Bradley has orchestrated defenses to success by coaching seven Pro Bowlers and four All-Pros, including safety **Derwin James Jr.** to each as a rookie in 2018.

GUS BRADLEY AS A DEFENSIVE COORDINATOR

Year	Team	Total	Rush	Pass	Scoring
2009	Sea.	356.4 (24)	111.0 (15)	245.4 (30)	24.4 (T-25)
2010	Sea.	368.6 (27)	118.9 (21)	249.6 (27)	25.4 (25)
2011	Sea.	332.2 (9)	112.3 (15)	219.9 (11)	19.7 (7)
2012	Sea.	306.2 (4)	103.1 (10)	203.1 (6)	15.3 (1)
2017	LAC	328.4 (15)	131.1 (31)	197.3 (3)	17.0 (3)
2018	LAC	333.7 (9)	105.8 (9)	227.9 (9)	20.6 (8)
2019	LAC	313.1 (6)	112.8 (18)	200.3 (5)	21.6 (14)
2020	LAC	349.8 (12)	117.4 (16)	232.2 (16)	27.2 (22)

SHANE STEICHEN

Shane Steichen took over as the offensive coordinator last season for the final nine weeks. Over that eight-game span, the Chargers offense became more balanced in its play calling, improving in total offense, rushing offense and scoring offense while staying ranked No. 6 in passing offense.

SHANE STEICHEN AS AN OFFENSIVE COORDINATOR

Year	Team	Total	Rush	Pass	Scoring
2019	LAC*	384.3 (5)	112.1 (17)	272.1 (6)	22.5 (T-16)
2020	LAC	403.7 (4)	131.6 (9)	272.1 (7)	25.1 (17)

*Served as offensive coordinator Weeks 9-17

BLOCKING BOLTS



In Week 3, the Chargers blocked an extra point attempt for the second-straight week. Los Angeles became the first team to block multiple extra points over the first three games of a season in over 30 years (Miami and Seattle each accomplished the feat in 1985). The two blocked PATs tie for the most by a Chargers team in a season since 1991 (two in 2001).

CHALK IT UP TO EXPERIENCE

The three Chargers coordinators — Gus Bradley, Shane Steichen, and George Stewart — have a combined total of 57 years of NFL coaching experience. That total ranks fourth in the NFL among all coordinator trios.

MOST COMBINED NFL COACHING YEARS, COORDINATOR TRIOS

Rk.	Team	Coordinator Trio	Years
1.	Den.	Donatell (30), Shurmur (22), McMahon (14)	66
2.	Jax.	DeCamillis (33), Gruden (17), Wash (14)	64
3.	Pit.	Smith (26), Butler (22), Fichtner (14)	62
4.	LAC	Stewart (32), Bradley (15), Steichen (10)	57
5.	L.V.	Bisaccia (19), Olson (19), Guenther (18)	56

RACKING UP THE POINTS

For just the second time since 1996, the Chargers ran off five-straight games with 25-plus points scored. The streak tied for the sixth-longest in team annals and tied for No. 3 among streaks within a single season.

STREAKS OF GAMES WITH 25-PLUS POINTS, CHARGERS HISTORY

Rank	Start Date	End Date	No. of Games
1.	Nov. 28, 1982	Sept. 4, 1983	7
2.	Oct. 15, 2006	Nov. 19, 2006	6
	Dec. 3, 1995	Sept. 8, 1996	6
	Nov. 22, 1992	Dec. 27, 1992	6
	Dec. 4, 1978	Sept. 16, 1979	6
6.	Oct. 4, 2020	Nov. 8, 2020	5
	Nov. 11, 1979	Dec. 9, 1979	5
	Oct. 7, 1961	Nov. 5, 1961	5

HONOR ROLL

With a historic performance in Week 1, **Casey Hayward Jr.** was named the AFC Defensive Player of the Week.

Justin Herbert was named the NFL Offensive Rookie of the Month honors for October — the third Charger to earn the recognition in history — and was voted by fans as the Pepsi Zero Sugar Rookie of the Week six times.

CHARGERS AWARDS, 2020 SEASON

Player	Awards
CB Casey Hayward Jr.	AFC Def. Player of the Week (W1 at Cin.)
QB Justin Herbert	Seven Awards
	NFL Offensive Rookie of the Month (October)
	Pepsi Zero Sugar Rookie of the Week (W2 vs. K.C.)
	Pepsi Zero Sugar Rookie of the Week (W4 at T.B.)
	Pepsi Zero Sugar Rookie of the Week (W5 at N.O.)
	Pepsi Zero Sugar Rookie of the Week (W7 vs. Jax.)
	Pepsi Zero Sugar Rookie of the Week (W8 at Den.)
	Pepsi Zero Sugar Rookie of the Week (W9 vs. L.V.)

TEAM NOTES

AMONG THIRD DOWN LEADERS

In 2020, the Chargers offense and defense are both in the top-11 for third down production. The Bolts are one of five NFL teams to have each phase inside the top 12 on third down.

THIRD DOWN OFFENSE, NFL, 2020

Rank	Team	Attempts	Conversion Pct.
1.	Las Vegas	115	50.4
2.	Buffalo	120	50.0
	Kansas City	112	50.0
4.	Green Bay	110	48.2
5.	New Orleans	119	47.9
6.	Pittsburgh	130	46.9
7.	L.A. Rams	124	46.0
8.	L.A. Chargers	129	45.0
9.	Tennessee	107	44.9
10.	Jacksonville	115	44.3

THIRD DOWN DEFENSE, NFL, 2020

Rank	Team	Attempts	Conversion Pct.
1.	Chicago	144	33.3
2.	Baltimore	107	33.6
3.	Miami	109	33.9
4.	Minnesota	105	35.2
5.	L.A. Rams	113	35.4
6.	Denver	126	38.1
7.	San Francisco	120	38.3
8.	Atlanta	106	38.7
9.	Arizona	108	38.9
10.	Philadelphia	125	39.2
11.	Kansas City	112	39.3
12.	L.A. Chargers	119	39.5

IRONMEN

Casey Hayward Jr. has the longest active streak in the NFL among cornerbacks for games played. Meanwhile, **Damion Square** owns a share of the league's longest active streak for most consecutive games played by a defensive tackle.

CONSECUTIVE GAMES PLAYED, CBs, ACTIVE STREAKS, NFL

Rank	Team/s	Player	Games Played
1.	G.B./LAC	Casey Hayward Jr.	105
2.	LAR/Phi.	Nickell Robey-Coleman	46
3.	LAR/Bal.	Marcus Peters	41
4.	Pit.	Joe Haden	39
	Atl.	Isaiah Oliver	39

CONSECUTIVE GAMES PLAYED, DTs, ACTIVE STREAKS, NFL

Rank	Team/s	Player	Games Played
1.	LAC	Damion Square	68
	S.F./Ind.	DeForest Buckner	68
3.	Ten./NYG	Austin Johnson	65
4.	NYJ/T.B.	Steve McLendon	58
	NYG	Dalvin Tomlinson	58

FIRST HALF DEFENSE

In the past two weeks, the defense has put forth historic efforts in the first half. The Bolts allowed -5 passing yards against Jacksonville in the first quarter and just two rushing yards in the first half against Denver. Below is how they rank in team history:

FEWEST FIRST QUARTER NET PASSING YARDS ALLOWED, SINGLE GAMES, CHARGERS HISTORY

Rank	Date	Opponent	Pass Yards Allowed
1.	Nov. 27, 1994	vs. L.A. Rams	-10
2.	Oct. 31, 1999	at Kansas City	-8
3.	Sept. 20, 1998	at Kansas City	-7
4.	Oct. 25, 2020	vs. Jacksonville	-5

FEWEST FIRST HALF RUSHING YARDS ALLOWED, SINGLE GAMES, CHARGERS HISTORY

Rank	Date	Opponent	Rush Yards Allowed
1.	Dec. 17, 2000	at Carolina	-3
2.	Oct. 26, 1997	vs. Indianapolis	-1
3.	Nov. 1, 2020	at Denver	2
	Sept. 21, 1997	at Seattle	2

JUSTIN HERBERT

AMONG THE LEAGUE LEADERS

With 2,333 passing yards through the first eight starts of his career, **Justin Herbert** is averaging 306.6 passing yards-per-game. The average ranks fifth in the NFL and No. 2 in the AFC this season among qualified passers.

PASSING YARDS/GAME, QUALIFIED PASSERS, NFL, 2020

Rank	Team	Player	Passing Yards/Game
1.	Dal.	QB Dak Prescott	371.2
2.	Sea.	QB Russell Wilson	309.9
3.	Atl.	QB Matt Ryan	305.1
4.	K.C.	QB Patrick Mahomes	298.6
5.	LAC	QB Justin Herbert	291.6

Herbert is one of five quarterbacks in the NFL this season to toss seven or more touchdown passes on third down, joining four Super Bowl MVPs. His 107.0 passer rating on third down is the best by any qualified rookie passer since at least 1991.

THIRD DOWN PASSING TOUCHDOWNS, NFL, 2020

Rank	Team	Player	Passing Touchdowns
1.	K.C.	QB Patrick Mahomes	9
	T.B.	QB Tom Brady	9
3.	LAC	QB Justin Herbert	8
	G.B.	QB Aaron Rodgers	8
5.	Pit.	QB Ben Roethlisberger	7

With a league-high five passes of 50-plus yards, Herbert is tied tied for the third-most by a rookie since at least 1991.

COMPLETIONS OF 50-PLUS YARDS, NFL, 2020

Rank	Team	Player	Completions
1.	LAC	QB Justin Herbert	5
	Sea.	QB Russell Wilson	5
3.	Ari.	QB Kyler Murray	4
	Ten.	QB Ryan Tannehill	4

HOT OUT OF THE GATE

Justin Herbert's streak of games with 250-plus passing yards to start a career ended at seven contests, ranking second in NFL history to Patrick Mahomes' 10 game-streak.

PLAYERS WITH 250 PASSING YARDS, CONSECUTIVE GAMES TO START CAREER, NFL HISTORY

Rank	Team	Player	Consecutive Games
1.	K.C.	QB Patrick Mahomes	10
2.	LAC	QB Justin Herbert	7
3.	—	Seven Other Players	2

BEAST AGAINST THE BLITZ

Against the blitz, **Justin Herbert** has thrown for 686 yards and nine touchdowns with one interception to register a 124.2 passer rating this season, which ranks second in the NFL this year and No. 2 among rookies since 2007.

PASSER RATING VS. BLITZ, QUAL. ROOKIE QBs, NFL, SINCE 2007

Rank	Year	Team	Player	Passer Rating
1.	2012	Was.	Robert Griffin III*	142.4
2.	2020	LAC	Justin Herbert	124.2
3.	2011	Car.	Cam Newton*	108.2

PASSING YDS/ATT. VS. BLITZ, QUAL. ROOKIE QBs, NFL, SINCE 2007

Rank	Year	Team	Player	Passing Yds/Att.
1.	2012	Was.	Robert Griffin III*	11.3
2.	2020	LAC	Justin Herbert	9.1
3.	2011	Car.	Cam Newton*	9.1

*Won AP Offensive Rookie of the Year

PASSER RATING VS. BLITZ, QUALIFIED PASSERS, NFL, 2020

Rank	Team	Player	Passer Rating
1.	K.C.	QB Patrick Mahomes	140.6
2.	LAC	QB Justin Herbert	124.2
3.	L.V.	QB Derek Carr	123.6
4.	N.O.	QB Drew Brees	121.7



JUSTIN HERBERT

HERBERT'S ROOKIE ACCOMPLISHMENTS

AWARDS

- NFL Offensive Rookie of the Month (October)
- 6-time Pepsi Zero Sugar Rookie of the Week (voted by fans)

RECORDS

- Tied for the most 300-yard passing performances in a player's first two career games.
- Became the first player since at least 1970 to register over 1,500 passing yards and a 100-plus passer rating through the first five games of a career.
- Recorded the first win in pro football history by a rookie quarterback while posting 300 passing yards, three touchdown passes, a rushing score and no interceptions.
- Threw the most touchdowns by a rookie in *Monday Night Football* history.
- Tied for the longest streak of games with three-plus touchdown passes by a rookie quarterback in NFL history (four).
- Tossed three-plus touchdowns four times, tying for the most by a rookie since the merger.
- Set an NFL record for the best completion percentage (72.0) through the first three starts of a career (min. 100 attempts).
- Threw the most touchdowns in a single half by a rookie in *Monday Night Football* history.
- Set marks for the most passing attempts, completions, passing yards and touchdown passes by a rookie quarterback in Chargers history.
- Recorded the most single-game rushing yards by a quarterback in team annals (66 in Week 7 vs. Jax.).

ACCOMPLISHMENTS

- Became the first quarterback to throw a touchdown and run for a score in the first half of a debut since 1954.
- Became the second player in NFL history to top 250 passing yards in each of the first seven games of a career.
- Ranked No. 6 in NFL history with 2,333 passing yards through the first eight starts of a career.
- With 300 passing yards and a rushing score, became the third quarterback in NFL history to do so in a debut.
- Threw for the fourth-most passing yards in a debut since the 1970 NFL-AFL merger.
- Eclipsed 300 passing yards four times, tying for the fifth-most by a rookie in NFL history.

ROOKIE SENSATION

Justin Herbert tossed three touchdowns and 347 yards while adding a rushing score in Week 7. He recorded the first win in history by a rookie quarterback while posting 300 passing yards, three touchdown passes, a rushing score and no interceptions.

ROOKIE QBs WITH 300 PASSING YDS, THREE PASSING TDs AND A RUSHING TD, SINGLE GAMES, PRO FOOTBALL HISTORY

Season (Wk)	Team	Player	INTs	Result
2020 (7)	LAC	Justin Herbert	0	W, 39-29
2020 (7)	Cin.	Joe Burrow	1	L, 37-34
1969 (2)	Cin.	Greg Cook	1	W, 34-20

EFFICIENCY AT ITS FINEST

With a 102.8 passer rating this season, Justin Herbert has the No. 3 rating by a rookie quarterback in NFL history (min. 100 att.).

Herbert's 66.8 completion percentage ranks second and his 291.6 passing yards per game ranks tied for No. 1 in NFL history among rookie QBs with at least 100 passing attempts.

PASSER RATING, ROOKIE QBs, MIN. 100 ATT., NFL HISTORY

Rank	Year	Team	Player	Passer Rating
1.	2016	Dal.	Dak Prescott*	104.9
2.	2017	Hou.	Deshaun Watson	103.0
3.	2020	LAC	Justin Herbert	102.8
4.	2012	Was.	Robert Griffin III*	102.4
5.	2012	Sea.	Russell Wilson	100.0

COMPLETION PCT., ROOKIE QBs, MIN. 100 ATT., NFL HISTORY

Rank	Year	Team	Player	Comp. Pct.
1.	2016	Dal.	Dak Prescott*	67.8
2.	2020	LAC	Justin Herbert	66.8
3.	2020	Cin.	Joe Burrow	67.0
4.	2004	Pit.	Ben Roethlisberger*	66.4
5.	2012	Was.	Robert Griffin III*	65.6

PASSING YARDS/GAME, ROOKIE QBs, MIN. 100 ATT., NFL HISTORY

Rank	Year	Team	Player	Passing Yds/Game
1.	2020	LAC	Justin Herbert	291.6
2.	2020	Cin.	Joe Burrow	276.1
3.	2012	Ind.	Andrew Luck	273.4
4.	2018	Cle.	Baker Mayfield	266.1
5.	2011	Car.	Cam Newton*	253.2

*Won AP Offensive Rookie of the Year

A FAN FAVORITE

Justin Herbert has been voted by fans as the Pepsi Zero Sugar NFL Rookie of the Week six times, the sixth-most since the award's inception in 2002.

Pepsi has been the sponsor of the award throughout its history, with the award having different names over time. Keenan Allen won the Pepsi NEXT NFL Rookie of the Week four times in 2013 and was voted by fans as the Pepsi NEXT Rookie of the Year.


PEPSI NFL ROOKIE OF THE WEEK AWARDS, SINGLE SEASON, FAN VOTE, SINCE 2002

Rank	Year	Team	Player	No.
1.	2004	Pit.	Ben Roethlisberger*	9
2.	2019	Jax.	Gardner Minshew II	7
	2018	Cle.	Baker Mayfield	7
	2017	N.O.	Alvin Kamara*	7
	2012	Was.	Robert Griffin III	7
6.	2020	LAC	Justin Herbert	6
7.	2016	Dal.	Dak Prescott*	5
	2003	Hou.	Domanick Davis*	5

*Won fan vote for Pepsi NFL Rookie of the Year

JUSTIN HERBERT

MR. OCTOBER



Justin Herbert posted a historic month for a rookie quarterback, earning him recognition as the NFL's Offensive Rookie of the Month for October. Herbert recorded a 122.2 passer rating — the best in NFL history during October by a rookie with at least 50 passing attempts in the month.

He tossed at least three touchdowns in each game of October, totaling 10 touchdowns to one interception. The 10 touchdowns made the Oregon product just the third rookie in NFL history to toss double-digit scores during October.

Herbert's 122.2 passer rating and 9.8 touchdown percentage led all NFL quarterbacks in October, while his 8.8 passing yards per attempt ranked No. 2 in the month (min. 50 attempts).

PASSER RATING, ROOKIE QBs, MIN. 50 ATT., OCTOBER, NFL HISTORY

Rank	Year	Team	Player	Passer Rating
1.	2020	LAC	Justin Herbert	122.2
2.	2004	Pit.	Ben Roethlisberger*	116.7
3.	2017	Hou.	Deshaun Watson	116.0

PASSING YARDS/ATTEMPT, ROOKIE QBs, MIN. 50 ATT., OCTOBER, NFL HISTORY

Rank	Year	Team	Player	Passing Yds/Att.
1.	1970	Buf.	Dennis Shaw*	10.0
2.	2017	Hou.	Deshaun Watson	9.4
3.	2020	LAC	Justin Herbert	8.8

*Won AP Offensive Rookie of the Year

PASSER RATING., QUAL. PASSERS, OCTOBER, NFL, 2020

Rank	Team	Player	Passer Rating
1.	LAC	QB Justin Herbert	122.2
2.	Ten.	QB Ryan Tannehill	119.1
3.	Hou.	QB Deshaun Watson	118.5

PASSING TD PCT., QUAL. PASSERS, OCTOBER, NFL, 2020

Rank	Team	Player	Passing TD Pct.
1.	LAC	QB Justin Herbert	9.8
2.	Ten.	QB Ryan Tannehill	9.1
3.	Cle.	QB Baker Mayfield	8.8

THE ROOK FINDS THE END ZONE

Justin Herbert has tossed three-plus touchdowns in four games this season — already tying an NFL record for three-plus touchdown performances by a rookie quarterback in history.

All four games were in a row, joining Deshaun Watson as the only rookie quarterbacks in NFL history with three or more consecutive games with three-plus touchdown passes.

Herbert is currently riding a six-game streak with multiple touchdown passes, good for the longest by a rookie quarterback in NFL history.

GAMES WITH THREE-PLUS TOUCHDOWN PASSES, ROOKIE QUARTERBACKS, NFL HISTORY


Rank	Year	Team	Player	No.
1.	2020	LAC	Justin Herbert	4
	2018	Cle.	Baker Mayfield	4
	2017	Hou.	Deshaun Watson	4
	2016	Dal.	Dak Prescott*	4
	2015	Ten.	Marcus Mariota	4
	1998	Ind.	Peyton Manning	4

CONSECUTIVE MULTI-TD PASS GAMES, ROOKIE QBs, NFL HISTORY

Rank	Year	Team	Player	No.
1.	2020	LAC	Justin Herbert	6
2.	2018	Cle.	Baker Mayfield	5
	2017	Hou.	Deshaun Watson	5
	2016	Dal.	Dak Prescott*	5
	1983	Mia.	Dan Marino	5

*Won AP Offensive Rookie of the Year

HERBERT MAKES MNF HISTORY



In his first prime time appearance, Justin Herbert posted 264 passing yards and four touchdowns on 20-of-34 passing (58.8 pct.) for a 122.7 passer rating. His four touchdown passes were the most by a rookie in Monday Night Football history.

Herbert threw for three touchdowns and a 134.3 passer rating in the first half — good for the most touchdown passes and the second-best passer rating in the first half in Monday Night Football history.

MOST SINGLE-GAME TOUCHDOWN PASSES, ROOKIE QBs, MONDAY NIGHT FOOTBALL HISTORY

Rank	Season	Team	Player	Passing TD
1.	2020	LAC	Justin Herbert	4
2.	2016	Dal.	Dak Prescott	3
	2013	NYJ	Geno Smith	3
	1983	Mia.	Dan Marino	3

JUSTIN HERBERT

HERBERT'S DEBUT



Los Angeles rookie quarterback **Justin Herbert** made the first start of his career in Week 2, leading the team on an eight-play, 79-yard game-opening drive capped by his own four-yard touchdown run. Herbert's scoring run made him the first quarterback since at least the 1970 merger to start in an NFL debut and run in a touchdown on the team's opening drive.

Later in the half, Herbert found wide receiver **Jalen Guyton** for a 14-yard score to cap off an 11-play, 71-yard drive. With that score, Herbert became the first player since New York Giants quarterback Bob Clatterbuck to have a rushing score and a passing touchdown in the first half of an NFL debut.

PLAYERS WITH RUSHING AND PASSING TD, FIRST HALF, NFL DEBUT, SINCE 1954

Year	Team	Player	Rush TD	Pass TD
2020	LAC	Justin Herbert	1	1
1954	NYG	Bob Clatterbuck	1	1

Herbert finished the day with 311 yards, a touchdown and an interception on 22-of-33 passing (66.7 pct.) for a 94.4 passer rating. His 311 yards were the fourth-most by a quarterback in an NFL debut since the 1970 merger. With the rushing score, Herbert became the just the third player to throw for 300-plus yards and rush for a touchdown in a debut in NFL history.

PLAYERS WITH 300 PASSING YARDS AND A RUSHING TD, NFL DEBUT, NFL HISTORY

Year	Team	Player	Passing Yds	Rush TD
2020	LAC	Justin Herbert	311	1
2011	Car.	Cam Newton*	422	1
1950	Cle.	Otto Graham	346	1

MOST PASSING YARDS IN AN NFL DEBUT, SINCE 1970

Rank	Season	Team	Player	Passing Yds
1.	2011	Car.	Cam Newton*	422
2.	1987	Was.	Ed Rubbert	334
3.	2012	Was.	Robert Griffin III*	320
4.	2020	LAC	Justin Herbert	311
5.	2005	StL	Ryan Fitzpatrick	310

*Won AP Offensive Rookie of the Year

BACK FOR MORE

Justin Herbert topped 300 passing yards and threw a touchdown for the second-straight game in Week 3, finishing with 330 yards and the score on 35-of-49 passing (71.2 pct.). The performance made Herbert just the third quarterback in NFL history to throw for 300-plus yards in each of his first two career games. The other two (Cam Newton and Kyler Murray) won Offensive Rookie of the Year honors from *The Associated Press*.

PLAYERS WITH 300-PLUS PASSING YARDS, FIRST TWO CAREER GAMES, NFL HISTORY

Season	Team	Player	Pass Yds	300-Yd Games
2020	LAC	Justin Herbert	641	2
2019	Ari.	Kyler Murray*	657	2
2011	Car.	Cam Newton*	854	2

*Won AP Offensive Rookie of the Year

HERBERT'S BIG DAYS

Four times this year, **Justin Herbert** topped 300 passing yards, the most by a rookie in Chargers history. His four games with three-plus touchdown passes are tops in league annals by a rookie.

300-YARD PASSING OUTPUTS — 4

Date	Opp.	Cmp-Att	Yards	TD	Rating
Sept. 20, 2020	vs. K.C.	22-33	311	1	94.4
Sept. 27, 2020	vs. Car.	35-49	330	1	88.0
Oct. 25, 2020	vs. Jax.	27-43	347	3	111.3
Nov. 8, 2020	vs. L.V.	28-42	326	2	105.9

THREE-TOUCHDOWN PASSING OUTPUTS — 4

Date	Opp.	Cmp-Att	Yards	TD	Rating
Oct. 4, 2020	at T.B.	20-25	290	3	137.9
Oct. 12, 2020	at N.O.	20-34	264	4	122.7
Oct. 25, 2020	vs. Jax.	27-43	347	3	111.3
Nov. 1, 2020	at Den.	29-43	278	3	89.1

TARGET ACQUIRED

Justin Herbert has thrown touchdowns to eight players, including six with multiple scores. The first of his career went to **Jalen Guyton**, who caught the first touchdown of his career on the play.

HERBERT'S CAREER TOUCHDOWN PASSES BY RECEIVER

Receiver	Touchdown Passes
WR Keenan Allen	5
WR Jalen Guyton	3
WR Mike Williams	3
TE Hunter Henry	2
FB Gabe Nabers	2
TE Donald Parham Jr.	2
TE Virgil Green	1
WR Tyron Johnson	1
Total (Eight Receivers)	19

KEENAN ALLEN

TRIPLE-THREAT

A constant threat in the slot and out wide, **Keenan Allen** saw a breakout season in 2017. From Weeks 11-13 that year, he became the first player in NFL history to post a streak of three-consecutive games with 10-plus receptions, 100-plus receiving yards and at least one TD catch.

KEENAN ALLEN RECEIVING STATS, WEEK 11-13, 2017

Week	Date	Opp.	Rec.	Yds	Avg.	Lg	TD
11	Nov. 19, 2017	vs. Buf.	12	159	13.3	29	2
12	Nov. 23, 2017	at Dal.	11	172	15.6	42t	1
13	Dec. 3, 2017	vs. Cle.	10	105	10.5	26	1

Allen also lined up on defense a few times, capping off the season with an INT in the road finale at the New York Jets. The pick made him the first player in NFL history to have 90-plus catches and an INT in the same season. Allen also joined Hall of Fame wide receivers Don Hutson (1942) and Randy Moss (2009) as the third player in league annals to register 1,000-plus receiving yards and an INT in the same season.

PLAYERS WITH 1,000 RECEIVING YARDS AND AN INT, SINGLE SEASON, NFL HISTORY

Year	Team	Player	Rec.	Rec. Yds	INTs
2017	LAC	Keenan Allen	102	1,393	1
2009	N.E.	Randy Moss*	83	1,264	1
1942	G.B.	Don Hutson*	74	1,211	7

**Pro Football Hall of Famer*

RUNNING TO THE HEAD OF THE CLASS

Despite missing time in his career due to injury, **Keenan Allen's** production through his career has him among the 2013 draft class' top producers. Allen ranks inside the top-five among fellow 2013 draftees in receptions, receiving yards, touchdown catches and receiving yards per game — with only Arizona wide receiver DeAndre Hopkins topping him in catches.

KEENAN ALLEN RANKINGS, NFL, 2013 DRAFTEES

Category	No.	2013 Draft Class Rank
Receptions	589	2nd
Receiving Yards	7,095	3rd
Receiving Touchdowns	39	3rd
Receiving Yards/Game	74.7	2nd
10-Catch Games	12	T-1st
100-Yard Games	26	2nd
100-Catch Seasons	2	2nd
1,000-Yard Seasons	4	T-2nd

PUTTING HIS STAMP ON THE PASSING GAME

Keenan Allen recorded 556 catches in the first 90 games of his career, good for the third-most in NFL history. He's on pace to top 600 receptions in the first 100 games of his career.

RECEPTIONS, FIRST 100 CAREER GAMES, NFL HISTORY

Rank	Team/s	Player	GP	Rec.
1.	Pit.	WR Antonio Brown	100	622
2.	Atl.	WR Julio Jones	100	619
3.	Ari./Bal.	WR Anquan Boldin	100	614
4.	Ind.	WR Marvin Harrison	100	591
5.	LAC	WR Keenan Allen	95	589
6.	Mia./Cle.	WR Jarvis Landry	100	581

RECEPTIONS, FIRST 90 CAREER GAMES, NFL HISTORY

Rank	Team/s	Player	Receptions
1.	Atl.	WR Julio Jones	563
2.	Ari.	WR Anquan Boldin	558
3.	LAC	WR Keenan Allen	556
4.	Pit.	WR Antonio Brown	554
5.	Mia./Cle.	WR Jarvis Landry	530



KEENAN ALLEN

ON A TEAR

With prolific seasons each of the last three years, **Keenan Allen** earned three-straight Pro Bowl nods as one of the top receivers in football. Since 2017, he ranks No. 3 in the NFL in receptions and in receiving yards.

RECEPTIONS LEADERS, NFL, SINCE 2017

Rank	Team/s	Player	Receptions
1.	N.O.	WR Michael Thomas	388
2.	Hou./Ari.	WR DeAndre Hopkins	382
3.	LAC	WR Keenan Allen	368
4.	Atl.	WR Julio Jones	343
5.	K.C.	TE Travis Kelce	341

RECEIVING YARDS LEADERS, NFL, SINCE 2017

Rank	Team/s	Player	Receiving Yards
1.	Atl.	WR Julio Jones	5,153
2.	Hou./Ari.	WR DeAndre Hopkins	4,976
3.	LAC	WR Keenan Allen	4,478
4.	N.O.	WR Michael Thomas	4,470
5.	K.C.	TE Travis Kelce	4,372

TOP OF THE CHARTS

After ranking No. 1 in the AFC in catches in 2019, **Keenan Allen** again is near the top of the NFL receptions rankings this season. He also ranks inside the top-five in receiving yards and receiving first downs in the AFC.

RECEPTIONS LEADERS, NFL, 2020

Rank	Team	Player	Receptions
1.	Buf.	WR Stefon Diggs	73
2.	Ari.	WR DeAndre Hopkins	67
	N.O.	RB Alvin Kamara	67
4.	LAC	WR Keenan Allen	65
5.	Car.	WR Robby Anderson	64

RECEIVING YARDS LEADERS, AFC, 2020

Rank	Team	Player	Receiving Yards
1.	Buf.	WR Stefon Diggs	906
2.	K.C.	TE Travis Kelce	769
3.	LAC	WR Keenan Allen	690
4.	K.C.	WR Tyreek Hill	650
5.	Buf.	WR Cole Beasley	642

RECEIVING FIRST DOWN LEADERS, AFC, 2020

Rank	Team	Player	Rec. First Downs
1.	LAC	WR Keenan Allen	42
	K.C.	TE Travis Kelce	42
3.	Buf.	WR Stefon Diggs	39
4.	Cin.	WR Tyler Boyd	37
5.	Buf.	WR Cole Beasley	34

THIRD DOWN PHENOM

Keenan Allen has been the NFL's top pass-catcher on third down since 2017, totaling 107 catches for 1,482 yards and moving the chains on 89 of those receptions — all of which are NFL highs. He is also one of just five players over that span to have double-digit touchdown grabs on third down.

Nothing has changed this season as Allen leads the NFL in catches and first downs and No. 2 in receiving yards

THIRD DOWN RECEPTIONS, NFL, SINCE 2017

Rank	Team/s	Player	Receptions
1.	LAC	WR Keenan Allen	107
2.	Atl.	WR Julio Jones	90
3.	Hou./Ari.	WR DeAndre Hopkins	88
	N.O.	WR Michael Thomas	88
5.	Min.	WR Adam Thielen	84

THIRD DOWN RECEIVING YARDS, NFL, SINCE 2017

Rank	Team	Player	Receiving Yards
1.	LAC	WR Keenan Allen	1,482
2.	LAR	WR Cooper Kupp	1,296
3.	G.B.	WR Davante Adams	1,260

RECEIVING FIRST DOWNS, THIRD DOWN, NFL, SINCE 2017

Rank	Team/s	Player	Rec. First Downs
1.	LAC	WR Keenan Allen	89
2.	Atl.	WR Julio Jones	73
3.	Hou./Ari.	WR DeAndre Hopkins	71

THIRD DOWN RECEPTIONS, NFL, 2020

Rank	Team	Player	Receptions
1.	LAC	WR Keenan Allen	22
	Pit.	WR JuJu Smith-Schuster	22
3.	G.B.	WR Davante Adams	20
4.	Car.	WR Curtis Samuel	19
5.	Dal.	WR CeeDee Lamb	17

THIRD DOWN RECEIVING YARDS, NFL, 2020

Rank	Team	Player	Receiving Yards
1.	G.B.	WR Davante Adams	289
2.	Min.	WR Justin Jefferson	258
3.	LAC	WR Keenan Allen	257
4.	K.C.	TE Travis Kelce	230
5.	Pit.	WR Chase Claypool	226

RECEIVING FIRST DOWNS, THIRD DOWN, NFL, 2020

Rank	Team	Player	Rec. First Downs
1.	LAC	WR Keenan Allen	19
2.	G.B.	WR Davante Adams	15
	Pit.	WR JuJu Smith-Schuster	16
4.	Car.	WR Curtis Samuel	14
5.	Dal.	WR CeeDee Lamb	13
	K.C.	TE Travis Kelce	13

KEENAN ALLEN



KEENAN KEEPS CLIMBING

Keenan Allen's first catch of Week 10 made him the franchise leader in receptions among wide receivers, passing Hall of Famer Charlie Joiner in the process. Allen now ranks No. 2 in team annals behind tight end Antonio Gates with 589 career receptions. Four of the top six pass catchers in team annals are in the Pro Football Hall of Fame. Gates, the NFL-record holder for most touchdown catches by a tight end, will be eligible for enshrinement in 2023.

In Week 5, Allen also moved to fifth on the team's receiving yards list. The wide receiver moved into sole possession of No. 2 on the team's all-time 100-yard receiving performances after posting 125 yards in Week 7. Allen leads all Chargers in history with 12 performances of 10-plus receptions.

CAREER RECEPTIONS, CHARGERS HISTORY

Rank	Years	Player	Receptions
1.	2003-18	TE Antonio Gates	955
2.	2013-Present	WR Keenan Allen	589
3.	1976-86	WR Charlie Joiner*	586
4.	1979-87	TE Kellen Winslow*	541
5.	2001-09	RB LaDainian Tomlinson*	530
6.	1962-70	WR Lance Alworth*	493

*Pro Football Hall of Famer

CAREER RECEIVING YARDS, CHARGERS HISTORY

Rank	Years	Player	Receiving Yards
1.	2003-18	TE Antonio Gates	11,841
2.	1962-70	WR Lance Alworth	9,584
3.	1976-86	WR Charlie Joiner	9,203
4.	1966-76	WR Gary Garrison	7,533
5.	2013-Present	WR Keenan Allen	7,095
6.	1979-87	TE Kellen Winslow	6,741

CAREER 100-YARD PERFORMANCES, CHARGERS HISTORY

Rank	Years	Player	No.
1.	1962-70	WR Lance Alworth	41
2.	2013-Present	WR Keenan Allen	26
3.	1979-87	TE Kellen Winslow	24

KEEPING IT 100

Keenan Allen registered his third 100-yard performance of the year in Week 9 vs. Las Vegas. In the Week 7 win against Jacksonville, he recorded his eighth career game with 10-plus catches, 100-plus yards and a touchdown reception. Allen's seven 100-yard games in 2017 were the most by a Charger since 1980.

He registered a 100-yard receiving game in his second career postseason game as a rookie, becoming the first Chargers rookie to top 100 receiving yards in a postseason contest.

REGULAR-SEASON 100-YARD RECEIVING GAMES — 26

Date	Opp.	Rec.	Yds	Avg.	Lg	TD
Oct. 6, 2013	at Oak.	6	115	19.2	30	1
Oct. 14, 2013	vs. Ind.	9	107	11.9	22t	1
Nov. 3, 2013	at Was.	8	128	16.0	22	1
Nov. 24, 2013	at K.C.	9	124	13.8	29	0
Dec. 1, 2013	vs. Cin.	8	106	13.3	22	0
Sept. 28, 2014	vs. Jax.	10	135	13.5	24	0
Nov. 23, 2014	vs. StL	6	104	17.3	35	1
Nov. 30, 2014	at Bal.	11	121	11.0	23t	2
Sept. 13, 2015	vs. Det.	15	166	11.1	21	0
Sept. 27, 2015	at Min.	12	133	11.1	34t	2
Oct. 18, 2015	at G.B.	14	157	11.2	38	0
Sept. 17, 2017	vs. Mia.	9	100	11.1	24	0
Oct. 1, 2017	vs. Phi.	5	138	27.6	50	0
Nov. 19, 2017	vs. Buf.	12	159	13.3	29	2
Nov. 23, 2017	at Dal.	11	172	15.6	42t	1
Dec. 3, 2017	vs. Cle.	10	105	10.5	26	1
Dec. 10, 2017	vs. Was.	6	111	18.5	51	0
Dec. 31, 2017	vs. Oak.	9	133	14.8	28	1
Sept. 9, 2018	vs. K.C.	8	108	13.5	23	1
Nov. 4, 2018	at Sea.	6	124	20.7	54	0
Dec. 2, 2018	at Pit.	14	148	10.6	21	1
Sept. 8, 2019	vs. Ind.	8	123	15.4	28t	1
Sept. 22, 2019	vs. Hou.	13	183	14.1	34	2
Sept. 27, 2020	vs. Car.	13	132	10.2	22	1
Oct. 25, 2020	vs. Jax.	10	125	12.5	27	0
Nov. 8, 2020	vs. L.V.	9	103	11.4	27t	1

POSTSEASON 100-YARD RECEIVING GAMES — 1

Date	Opp.	Rec.	Yds	Avg.	Lg	TD
Jan. 12, 2014*	at Den.	6	142	23.7	49	2

*AFC Divisional

AUSTIN EKELER

100 MILES AND RUNNIN'

In the team's 45-10 win over Jacksonville last season, **Austin Ekeler** recorded the 35th 100-yard rushing and 100-yard receiving performance in league annals on just 12 offensive touches — the fewest in a 100/100 performance in NFL history.

Ekeler's effort was the fourth such performance by an undrafted running back in the common draft era (since 1967) and the third in team history (second by a Charger in the regular season.)

PLAYERS WITH 100 RUSHING YARDS AND 100 RECEIVING YARDS, SINGLE GAMES, MAX. 15 TOUCHES, NFL HISTORY

Year	Team	Player	Rush Yds	Rec. Yds	Touches
2019	LAC	Austin Ekeler	101	112	12
1986	Dal.	Herschel Walker	122	170	15
1954	ChiC*	Ollie Matson	115	161	15

*Chicago Cardinals

PLAYERS WITH 100 RUSHING YARDS AND 100 RECEIVING YARDS, SINGLE GAMES, CHARGERS HISTORY

Year	Player	Rush Att	Rush Yds	Rec.	Rec. Yds
2019	Austin Ekeler	8	101	4	112
1985	Lionel James	12	127	5	118
1963	Keith Lincoln*	13	206	7	123

*Only postseason 100/100 performance in pro football history

UNBELIEVABLY UNDRAFTED

In Week 2, **Austin Ekeler's** 55 receiving yards brought him past Bo Roberson (1,695) for the most by an undrafted running back through the first four seasons of a career in pro football history. A week later, he caught 11 passes to move by Arian Foster (167) for the most receptions by an undrafted running back through the first four seasons of a career in pro football history.

RECEIVING YARDS THROUGH FIRST FOUR SEASONS, UNDRAFTED RBs, PRO FOOTBALL HISTORY

Rank	Years	Player	Receiving Yards
1.	2017-20	Austin Ekeler	1,820
2.	1961-64	Bo Roberson	1,695
3.	2009-12	Arian Foster	1,531

RECEPTIONS THROUGH FIRST FOUR SEASONS, UNDRAFTED RBs, PRO FOOTBALL HISTORY

Rank	Years	Player	Receptions
1.	2017-20	Austin Ekeler	175
2.	2009-12	Arian Foster	167
3.	2000-03	Jamel White	166

TOUCHDOWN CATCHES THROUGH FIRST FOUR SEASONS, UNDRAFTED RBs, PRO FOOTBALL HISTORY

Rank	Years	Player	Receiving TDs
1.	1965-68	Dan Reeves	16
2.	2017-20	Austin Ekeler	14

AN OLD HEAD ON YOUNG SHOULDERS

Austin Ekeler needs just one more TD catch to become the youngest undrafted running back in the common draft era (since 1967) to reach 15 career receiving TDs. With six more, he would become the first to reach 20 TD catches since the 1970 NFL-AFL merger.

YOUNGEST TO REACH 15 CAREER RECEIVING TDs, UNDRAFTED RBs, COMMON DRAFT ERA (SINCE 1967)

Rank	Year	Player	Age (Years-Days)
1.	2015	Danny Woodhead	30-330
2.	2007	Mike Sellers	32-79
—	2020	Austin Ekeler	25-187*

*Age as of Nov. 22, 2020

EKELER EFFICIENT AS EVER

Austin Ekeler's 93 rushing yards in Week 2 gave him over 1,500 career rushing yards. Ekeler hit the milestone on his 473rd career offensive touch, the third-fewest amount of touches that it's taken an NFL RB to hit the accolade since the 1970 NFL-AFL merger.

NFL RBs TO REACH 1,500 RUSHING YARDS AND 1,500 RECEIVING YARDS, FEWEST TOUCHES, SINCE 1970

Rank	Team	Player	Touches
1.	N.O.	Alvin Kamara	470
2.	Dal.	Herschel Walker	471
3.	LAC	Austin Ekeler	473

By eclipsing the mark in his 48th career game, Ekeler broke Arian Foster's record for the fewest games played by an undrafted running back to reach 1,500 career rushing yards and 1,500 career receiving yards since the merger.

UNDRAFTED RBs TO REACH 1,500 RUSHING YARDS AND 1,500 RECEIVING YARDS, FEWEST GAMES, NFL, SINCE 1970

Rank	Team	Player	Games
1.	LAC	Austin Ekeler	48
2.	Hou.	Arian Foster	50

KEEPING IT 100

Austin Ekeler entered the 2020 season as the lead back after producing his first 100-yard rushing performance and three games with 100-plus receiving yards — all coming in 2019 — to set a team record for career 100-yard receiving games by a running back.

100-YARD RUSHING OUTPUTS — 1


Date	Opp.	Att	Yds	Avg.	Lg	TD
Dec. 8, 2019	at Jax.	8	101	12.6	35	0

100-YARD RECEIVING OUTPUTS — 3

Date	Opp.	Rec.	Yds	Avg.	Lg	TD
Oct. 20, 2019	at Ten.	7	118	16.9	41t	1
Nov. 18, 2019	vs. K.C.	8	108	13.5	37	0
Dec. 8, 2019	at Jax.	4	112	28.0	84t	1

JOEY BOSA AND MELVIN INGRAM III

NOT YOUR AVERAGE JOEY



Since entering the NFL in 2016, **Joey Bosa** has been an absolute force, recording the fourth-best sacks-per-game over that span (min. 50 games played). With 58 career games played, Bosa is one of two players in the top four that has played in less than 60 games since the start of 2016.

SACKS PER GAME, MIN. 50 GAMES PLAYED, SINCE 2016

Rank	Team	Player	GP	Sacks/Game
1.	Ari.	OLB Chandler Jones	69	0.88
2.	LAR	DT Aaron Donald	71	0.86
3.	Pit.	LB T.J. Watt	56	0.78
4.	LAC	DE Joey Bosa	58	0.77
5.	Min.	DE Danielle Hunter	64	0.76

Bosa has also been one of the top-producing pass rushers since entering the NFL in sack totals. His 44.5 career sacks rank No. 8 over that span and lead all players to enter the NFL since 2016.

SACKS LEADERS, NFL, SINCE 2016

Rank	Team	Player	Sacks
1.	Ari.	OLB Chandler Jones	61.0
	LAR	DT Aaron Donald	61.0
3.	N.O.	DE Cameron Jordan	50.5
4.	Oak./Chi.	LB Khalil Mack	49.0
5.	Min.	DE Danielle Hunter	48.5
6.	Was.	DE Ryan Kerrigan	47.0
7.	Den.	OLB Von Miller	46.0
8.	LAC	DE Joey Bosa	44.5

BOSA AND INGRAM BRING THE HEAT

Defensive ends **Joey Bosa** and **Melvin Ingram III** continue to climb the team's all-time sacks list — both inside the top seven. Bosa has 4.5 sacks on the season while Ingram is one sack from reaching 50 for his career.

CAREER SACKS LEADERS, CHARGERS HISTORY SINCE 1982

Rank	Years	Player	Sacks
1.	1986-95	DE Leslie O'Neal	105.5
2.	2004-12	LB Shaun Phillips	69.5
3.	1984-90	DE Lee Williams	65.5
4.	2012-Present	DE Melvin Ingram III	49.0
5.	1990-2002	LB Junior Seau	47.0
6.	1993-2003	DE Raylee Johnson	46.0
7.	2016-Present	DE Joey Bosa	44.5
8.	2005-10	LB Shawne Merriman	43.5

ONE OF A KIND

With 8.5 sacks in his first eight games of 2017, **Joey Bosa** brought his career total to 19.0 sacks over his first 20 career games. That topped the previous NFL record of 18.5 set by former 49ers LB Aldon Smith in 2012.

SACKS, FIRST 20 CAREER GAMES, NFL HISTORY

Rank	Team	Player	Sacks
1.	Chargers	DE Joey Bosa	19.0
2.	49ers	LB Aldon Smith	18.5
3.	Packers	LB Clay Matthews	17.0

APPLYING PRESSURE

Joey Bosa has been one of the top pass-rushers since entering the NFL in 2016 — ranking No. 5 in the NFL over that span with 186 QB pressures. It's a similar story in 2020, as Bosa ranks tied for ninth among NFL defensive players with 23 pressures. Sportradar defines QB pressures as the sum of sacks, hits and hurries.

QUARTERBACK PRESSURES, NFL, SINCE 2016

Rank	Team/s	Player	QB Pressures
1.	LAR	DT Aaron Donald	251
2.	Oak./Chi.	LB Khalil Mack	235
3.	Ari.	OLB Chandler Jones	193
	N.O.	DE Cameron Jordan	193
5.	LAC	DE Joey Bosa	186

QUARTERBACK PRESSURES, NFL, 2020

Rank	Team	Player	QB Pressures
1.	Pit.	LB T.J. Watt	38
2.	T.B.	OLB Shaquil Barrett	28
3.	K.C.	DT Chris Jones	27
4.	Cin.	DE Carl Lawson	26
	LAR	DT Aaron Donald	26
6.	Car.	DE Brian Burns	25
	Den.	OLB Bradley Chubb	25
	Pit.	LB Bud Dupree	25
5.	LAC	DE Joey Bosa	23

HURRY UP

Since defensive end **Joey Bosa** was drafted in 2016, he and defensive end **Melvin Ingram III** have been the most effective pass-rushing duo in the NFL, ranking No. 3 and 4 in quarterback hurries over that span. The pair are both within four hurries of having 100 in that time frame.

QUARTERBACK HURRIES, NFL, SINCE 2016

Rank	Team/s	Player	QB Hurries
1.	Oak./Chi.	LB Khalil Mack	141
2.	LAR	DT Aaron Donald	114
3.	LAC	DE Melvin Ingram III	99
4.	LAC	DE Joey Bosa	96
5.	N.O.	DE Cameron Jordan	95

JOEY BOSA AND MELVIN INGRAM III

BOSA'S SACKS BY QUARTERBACK

In Week 7, **Joey Bosa** split a sack of Jaguars quarterback Gardner Minshew II. The sack brought Bosa to 44.5 for his career. Below is a look at his career regular-season sacks by quarterback:

BOSA'S REGULAR-SEASON CAREER SACKS BY QB (44.5)

Sacks	Player	Most Recent Sack
6.0	Derek Carr	Dec. 22, 2019 vs. Oak.
3.5	Trevor Siemian	Oct. 22, 2017 vs. Den.
2.5	Gardner Minshew II	Oct. 25, 2020 vs. Jax.
	Josh Rosen	Sept. 29, 2019 at Mia.
2.0	Robert Griffin III	Dec. 24, 2016 at Cle.
	Eli Manning	Oct. 8, 2015 at NYG
	Matt Ryan	Oct. 23, 2016 at Atl.
	Alex Smith	Sept. 24, 2017 vs. K.C.
	Ryan Tannehill	Oct. 20, 2019 at Ten.
	Mitchell Trubisky	Oct. 27, 2019 at Chi.
1.5	Aaron Rodgers	Nov. 3, 2019 vs. G.B.
1.0	Blake Bortles	Nov. 12, 2017 at Jax.
	Tom Brady	Oct. 29, 2017 at N.E.
	Drew Brees	Oct. 12, 2020 at N.O.
	Teddy Bridgewater	Sept. 27, 2020 vs. Car.
	Jacoby Brissett	Sept. 8, 2019 vs. Ind.
	Joe Burrow	Sept. 13, 2020 at Cin.
	Jeff Driskel	Dec. 9, 2018 vs. Cin.
	Joe Flacco	Oct. 6, 2019 vs. Den.
	Case Keenum	Dec. 30, 2017 at Den.
	DeShone Kizer	Dec. 3, 2017 vs. Cle.
	Patrick Mahomes	Sept. 20, 2020 vs. K.C.
	Cam Newton	Dec. 11, 2016 at Car.
	Ben Roethlisberger	Dec. 2, 2018 at Pit.
	Tyrod Taylor	Nov. 19, 2017 vs. Buf.
	Jameis Winston	Dec. 4, 2016 vs. T.B.
0.5	Lamar Jackson	Dec. 22, 2018 vs. Bal.
	Brock Osweiler	Nov. 27, 2016 at Hou.
	Deshawn Watson	Sept. 22, 2019 vs. Hou.

JACK OF ALL TRADES

Melvin Ingram III lined up in the backfield as a fullback in Week 5 of the 2018 season against Oakland, getting the first carry of his career. While Ingram didn't get into the end zone, he still made history, becoming the second player in league annals to record a sack, an INT and a rushing attempt in the same game.



PLAYERS WITH SACK, INTERCEPTION AND RUSH ATTEMPT, SINGLE GAMES, NFL HISTORY

Season	Team	Player	Game
2018	LAC	DE Melvin Ingram III	Oct. 7 vs. Oak.
2000	NYJ	LB Mo Lewis	Oct. 15 at N.E.

INGRAM'S SACKS BY QUARTERBACK

Melvin Ingram III posted 1.5 sacks in the final home game of 2019, bringing his career total to 49 sacks — including eight of Raiders quarterback Derek Carr. Below is a look at his career regular-season sacks by quarterback:

INGRAM III'S REGULAR-SEASON CAREER SACKS BY QB (49.0)

Sacks	Player	Most Recent Sack
8.0	Derek Carr	Dec. 22, 2019 vs. Oak.
5.0	Alex Smith	Dec. 16, 2017 at K.C.
3.5	Trevor Siemian	Oct. 22, 2017 vs. Den.
	Ryan Tannehill	Nov. 13, 2016 vs. Mia.
2.5	Patrick Mahomes	Nov. 18, 2019 vs. K.C.
2.0	Blake Bortles	Sept. 18, 2016 vs. Jax.
	Jay Cutler	Sept. 17, 2017 vs. Mia.
	Eli Manning	Oct. 8, 2017 at NYG
	Brock Osweiler	Oct. 30, 2016 at Den.
	Russell Wilson	Nov. 4, 2018 at Sea.
1.5	Josh Allen	Sept. 16, 2018 vs. Buf.
	Joe Flacco	Nov. 1, 2015 at Bal.
	Josh McCown	Oct. 4, 2015 vs. Cle.
	Aaron Rodgers	Nov. 3, 2019 vs. G.B.
1.0	Tom Brady	Dec. 7, 2014 vs. N.E.
	Drew Brees	Oct. 2, 2016 vs. N.O.
	Jacoby Brissett	Sept. 8, 2019 vs. Ind.
	Chase Daniel	Dec. 28, 2014 at K.C.
	Cody Kessler	Dec. 24, 2016 at Cle.
	Marcus Mariota	Oct. 21, 2018 vs. Ten.
	Peyton Manning	Jan. 3, 2016 at Den.
	Matt McGloin	Dec. 22, 2013 vs. Oak.
	Matt Ryan	Oct. 23, 2016 at Atl.
0.5	Kirk Cousins	Dec. 10, 2017 vs. Was.
	Greg McElroy	Dec. 23, 2012 at NYJ
	Brandon Weeden	Oct. 28, 2012 at Ble.

MICHAEL BADGLEY

MONEY BADGER



With a 59-yard field goal to close out the first half in a 2018 win over Cincinnati, **Michael Badgley** set a record for the longest field goal in team history.

LONGEST MADE FIELD GOAL, CHARGERS HISTORY

Rank	Date	Opp.	Player	Distance
1.	Dec. 9, 2018	vs. Cin.	Michael Badgley	59
2.	Dec. 21, 2008	at T.B.	Nate Kaeding	57
3.	Nov. 29, 2009	vs. K.C.	Nate Kaeding	55

SETTING THE RECORD STRAIGHT

Michael Badgley brought consistency to the Bolts' kicking game in 2018. In his 10 games played as a rookie, he made 15-of-16 field goals (93.8 pct.) and 27-of-28 extra points (96.4 pct.) for 72 total points scored. His 93.8 field goal percentage set a single-season mark for the best in Chargers history (min. 15 made field goals).

HIGHEST FG PCT., SINGLE SEASON, MIN. 15 MADE FGs, CHARGERS HISTORY

Year	Player	GP	Made FG	Pct.
2018	Michael Badgley	10	15	93.8
2013	Nick Novak	16	34	91.9
2009	Nate Kaeding	16	32	91.4
1990	John Carney	12	19	90.5
2012	Nick Novak	13	18	90.0

BADGLEY'S KICKS BY VENUE

REGULAR-SEASON KICKING BY VENUE

Stadium*	GP	FGM	FGA	Pct.	1-19	20-29	30-39	40-49	50+	Lg	XPM	XPA	Pts
Arrowhead Stadium	2	0	0	—	0-0	0-0	0-0	0-0	0-0	—	6	6	6
Dignity Health Sports Park	7	15	16	93.8	0-0	2-2	6-6	6-7	1-1	59	15	16	60
Empower Field at Mile High	3	5	6	83.3	0-0	0-0	2-2	2-2	1-2	52	8	8	23
Estadio Azteca	1	3	4	75.0	0-0	2-2	0-0	1-2	0-0	49	0	0	9
FirstEnergy Stadium	1	1	1	100.0	0-0	0-0	0-0	1-1	0-0	44	5	5	8
Hard Rock Stadium	1	0	0	0.0	0	0	0	0	0	—	3	3	3
Heinz Field	1	1	2	50.0	0-0	1-1	0-0	0-0	0-1	29	2	2	5
Mercedes-Benz Superdome	1	0	1	0.0	0-0	0-0	0-0	0-0	0-1	—	3	4	3
Paul Brown Stadium	1	3	4	75.0	0-0	2-2	0-0	1-1	0-1	43	1	1	10
Raymond James Stadium	1	1	2	50.0	0-0	0-0	0-0	0-1	1-1	53	4	4	7
RingCentral Coliseum	2	3	3	100.0	0-0	2-2	0-0	1-1	0-0	41	5	5	14
SoFi Stadium	3	7	9	77.8	0-0	2-2	2-2	3-5	0-0	45	8	9	29
TIAA Bank Field	1	1	1	100.0	0-0	0-0	0-0	1-1	0-0	40	6	6	9
Wembley Stadium	1	2	2	100.0	0-0	2-2	0-0	0-0	0-0	29	2	2	8
Totals	27	42	51	82.4	0-0	13-13	10-10	16-21	3-7	59	68	71	194

POSTSEASON KICKING BY VENUE

Stadium*	GP	FGM	FGA	Pct.	1-19	20-29	30-39	40-49	50+	Lg	XPM	XPA	Pts
Gillette Stadium	1	0	0	—	0-0	0-0	0-0	0-0	0-0	—	2	2	2
M&T Bank Stadium	1	5	6	83.3	0-0	1-1	1-1	2-3	1-1	53	0	0	15
Totals	2	5	6	83.3	0-0	1-1	1-1	2-3	1-1	53	2	2	17

*Current or most recent name of venue when operational

OTHER PLAYER NOTES

WILLIAMS ABOVE AVERAGE

Since entering the NFL in 2017, wide receiver **Mike Williams** has 128 catches for 2,191 yards for a career receiving average of 17.1 yards. His career average is the best in the NFL since 2017 among players with at least 100 catches. Williams' 20.4 average last season is the best over that span with at least 40 receptions.

RECEIVING AVG. LEADERS, MIN. 100 REC., NFL, SINCE 2017

Rank	Team	Player	Receiving Avg.
1.	LAC	WR Mike Williams	17.1
2.	Det.	WR Kenny Golladay	16.8
3.	Sea.	WR DK Metcalf	16.7

RECEIVING AVERAGE LEADERS, SINGLE SEASON, MIN. 40 RECEPTIONS, NFL, SINCE 2017

Rank	Season	Team	Player	Rec. Avg.
1.	2019	LAC	WR Mike Williams	20.4
2.	2019	Ten.	WR A.J. Brown	20.2
3.	2018	T.B.	WR DeSean Jackson	18.9

RECORD-SETTING RECEIVING SCORES

A pair of Chargers made their NFL debuts at Tampa Bay and each caught a touchdown on their first career reception. Wide receiver **Tyron Johnson** hauled in a 53-yard score in the first quarter. It marked the longest-ever receiving score by a Charger in an NFL debut. A quarter later, tight end **Donald Parham Jr.** registered a 19-yard score to cap off a 97-yard drive.

The two became the third pair of teammates in the last 40 seasons to post receiving scores on their first career catch in the same game — and the only set of undrafted teammates to do so over that span.

Three weeks later vs. Jacksonville, **Parham** registered the second catch of his career on a 22-yard score — becoming the first Charger to have touchdowns on each of the first two catches of a career since wide receiver John Jefferson in 1978.

MURRAY LEADS ALL ROOKIES

With four tackles (two solo) in Week 10, linebacker **Kenneth Murray Jr.** ranks No. 3 among rookies this season with 55 tackles.

ROOKIE TACKLE LEADERS, NFL, 2020

Rank	Team	Player	Total Tackles
1.	Car.	S Jeremy Chinn	69
2.	Bal.	LB Patrick Queen	61
3.	LAC	LB Kenneth Murray Jr.	55
4.	T.B.	S Antoine Winfield Jr.	52
5.	Dal.	CB Trevon Diggs	48
	G.B.	LB Krys Barnes	48

RUNNING DOWN A DREAM



Joshua Kelley ended the Week 1 win with 60 rushing yards and a TD on 12 carries (5.0 avg.). The fourth-round rookie and L.A. County native became just the sixth Charger in the Super Bowl Era (since 1966) to have a rushing score in his NFL debut, and the first since Hall of Fame LaDainian Tomlinson did so in 2001.

CHARGERS RBs WITH RUSHING TD IN NFL DEBUT, SUPER BOWL ERA (SINCE 1966)

Date	Opponent	Player	Rush TDs
Sept. 13, 2020	at Cincinnati	Joshua Kelley	1
Sept. 9, 2001	vs. Washington	LaDainian Tomlinson	2
Sept. 10, 1989	at L.A. Raiders	Marion Butts	2
Sept. 8, 1985	at Buffalo	Curtis Adams	1
Sept. 7, 1981	at Cleveland	James Brooks	1
Sept. 15, 1974	at Houston	Glen Bonner	1

HIT THE LONG BOMB

Jalen Guyton caught rookie quarterback **Justin Herbert's** first career touchdown pass. The two have built a rapport, combining for three scores. Guyton hauled in two scores of 70-plus yards, tied for the second most in a season in team annals.

RECEIVING SCORES OF 70-PLUS YARDS, SINGLE SEASON, CHARGERS HISTORY

Rank	Season	Player	No.
1.	1968	WR Lance Alworth	3
2.	2020	WR Jalen Guyton	2
	2017	WR Tyrell Williams	2
	2000	WR Jeff Graham	2
	1964	WR Lance Alworth	2
	1963	WR Lance Alworth	2
	1961	WR Dave Kocourek	2

OTHER PLAYER NOTES

SHOWCASE LOCKDOWN

In Week 1, **Casey Hayward Jr.** posted 12 tackles (all solo) and two passes defended. The performance made him the first defensive back since at least 2000 to have more than 10 solo tackles and two passes defended on Kickoff Weekend. The Vanderbilt product broke up a would-be touchdown pass to A.J. Green in the third quarter and his last tackle prevented a touchdown, preserving Los Angeles' three-point victory.

The performance earned Hayward AFC Defensive Player of the Week recognition — his first career player of the week award. He previously was named AFC Defensive Player of the Month for November in 2017 for the Bolts.

DBs WITH 10 TACKLES AND MULTIPLE PASSES DEFENSED, KICKOFF WEEKEND, SINCE 2000

Year	Team	Player	Solo Tackles	PDs
2020	LAC	CB Casey Hayward Jr.	12	2
2011	N.E.	S Devin McCourty	10	2
2004	Phi.	S Michael Lewis	10	2

IN THE LONG RUN

In his NFL debut in Week 1 of the 2019 season, **Ty Long** became the first player since 1997 — and just the fifth since the NFL-AFL merger — to make a field goal, convert an extra point attempt and register a punt in their NFL debut. His performance led to being named AFC Special Teams Player of the Week.

PLAYERS WITH MADE FG, MADE PAT AND PUNT IN NFL DEBUT, 1970-2019

Year	Team	Player	FGM	XPM	Punts
2019	LAC	Ty Long	1	3	2
1997	Mia.	Olindo Mare	3	1	5
1987	Atl.	Greg Davis	1	1	1
1979	N.O.	Russell Erxleben	2	4	4
1971	Atl.	Bill Bell	2	2	4

DUAL-THREAT QB

With a pair of stellar seasons in a row **Tyrod Taylor** became just the sixth quarterback in NFL history with back-to-back seasons of 3,000 passing yards and 500 rushing yards.

His 2016 season became just the second season in NFL history to eclipse 3,000 passing yards and 500 rushing yards while registering an INT rate of less than 1.5 percent.

CONSECUTIVE SEASONS WITH 3,000 PASSING YARDS AND 500 RUSHING YARDS, NFL HISTORY

Rank	Team	Player	Consecutive Seasons
1.	Carolina	Cam Newton	5 (2011-15)
2.	Seattle	Russell Wilson	3 (2013-15)
	Philadelphia	Randall Cunningham	3 (1988-90)
4.	Buffalo	Tyrod Taylor	2 (2015-16)
	San Francisco	Colin Kaepernick	2 (2013-14)
	Philadelphia	Michael Vick	2 (2010-11)

Eliminating turnovers is a cornerstone of Taylor's game. Among NFL quarterbacks in history with at least 1,000 pass attempts, his 1.4 INT percentage ranks third only to Aaron Rodgers and Patrick Mahomes.

INTERCEPTION RATE, MIN. 1,000 ATTEMPTS, NFL HISTORY

Rank	Team/s	Player	GS	INT Pct.
1.	K.C.	Patrick Mahomes	40	1.3
2.	G.B.	Aaron Rodgers	188	1.4
3.	Bal./Buf./Cle./LAC	Tyrod Taylor	47	1.4
4.	Dal.	Dak Prescott	69	1.7

CHARGERS CAREER NUMBERS AGAINST JETS

36 JAHLEEL ADDAE S

REGULAR SEASON DEFENSE

Date	Opp.	Res.	GP/GS	Tot	Solo	Asst	Sks	Yds	TFL	QBH	INT	Yds	Lg	TD	PD	FF	FR	Yds
10/05/14	NYJ	W	1/0	5	4	1	0.0	0	0	0	0	0	—	0	0	0	1	0
12/24/17	at NYJ	W	1/1	7	5	2	0.5	4	0	1	0	0	—	0	0	0	0	0
Totals		2-0	2/1	12	9	3	0.5	4	0	1	0	0	—	0	0	0	1	0

13 KEENAN ALLEN WR

REGULAR SEASON RECEIVING

Date	Opp.	Res.	GP/GS	Rec.	Yds	Avg.	Lg	TD
10/05/14	NYJ	W	1/1	3	25	8.3	11	0
12/24/17	at NYJ	W	1/1	5	63	12.6	20	0
Totals		2-0	2/2	8	88	11.0	20	0



97 JOEY BOSA DE

REGULAR SEASON DEFENSE

Date	Opp.	Res.	GP/GS	Tot	Solo	Asst	Sks	Yds	TFL	QBH	INT	Yds	Lg	TD	PD	FF	FR	Yds
12/24/17	at NYJ	W	1/1	4	3	1	0.0	0	0	0	0	0	—	0	1	0	0	0
Totals		1-0	1/1	4	3	1	0.0	0	0	0	0	0	—	0	2	0	0	0

43 MICHAEL DAVIS CB

REGULAR SEASON DEFENSE

Date	Opp.	Res.	GP/GS	Tot	Solo	Asst	Sks	Yds	TFL	QBH	INT	Yds	Lg	TD	PD	FF	FR	Yds
12/24/17	at NYJ	W	1/0	0	0	0	0.0	0	0	0	0	0	—	0	1	0	0	0
Totals		1-0	1/0	0	0	0	0.0	0	0	0	0	0	—	0	2	0	0	0

26 CASEY HAYWARD JR. CB

REGULAR SEASON DEFENSE

Date	Opp.	Res.	GP/GS	Tot	Solo	Asst	Sks	Yds	TFL	QBH	INT	Yds	Lg	TD	PD	FF	FR	Yds
09/14/14	NYJ	W	1/0	0	0	0	0.0	0	0	0	0	0	—	0	0	0	0	0
12/24/17	at NYJ	W	1/1	2	2	0	0.0	0	0	0	0	0	—	0	0	1	1	0
Totals		2-0	2/1	2	2	0	0.0	0	0	0	0	0	—	0	0	1	1	0

54 MELVIN INGRAM III DE

REGULAR SEASON DEFENSE

Date	Opp.	Res.	GP/GS	Tot	Solo	Asst	Sks	Yds	TFL	QBH	INT	Yds	Lg	TD	PD	FF	FR	Yds
12/23/12	at NYJ	W	1/0	1	0	1	0.5	4.5	0	1	0	0	—	0	0	0	0	0
12/24/17	at NYJ	W	1/1	2	1	1	0.0	0	0	1	0	0	—	0	0	0	0	0
Totals		2-0	2/1	3	1	2	0.5	4.5	0	2	0	0	—	0	0	0	0	0

46 MALIK JEFFERSON LB

REGULAR SEASON DEFENSE

Date	Opp.	Res.	GP/GS	Tot	Solo	Asst	Sks	Yds	TFL	QBH	INT	Yds	Lg	TD	PD	FF	FR	Yds
09/16/19	at NYJ	W	1/0	0	0	0	0.0	0	0	0	0	0	—	0	0	0	0	0
Totals		1-0	1/0	0	0	0	0.0	0	0	0	0	0	—	0	0	0	0	0

CHARGERS CAREER NUMBERS AGAINST JETS

23 RAYSHAWN JENKINS S

REGULAR SEASON DEFENSE

Date	Opp.	Res.	GP/GS	Tot	Solo	Asst	Sks	Yds	TFL	QBH	INT	Yds	Lg	TD	PD	FF	FR	Yds
12/24/17	at NYJ	W	1/0	0	0	0	0.0	0	0	0	0	0	—	0	0	0	0	0
Totals		1-0	1/0	0	0	0	0.0	0	0	0	0	0	—	0	0	0	0	0

95 LINVAL JOSEPH DT

REGULAR SEASON DEFENSE

Date	Opp.	Res.	GP/GS	Tot	Solo	Asst	Sks	Yds	TFL	QBH	INT	Yds	Lg	TD	PD	FF	FR	Yds
12/24/11	at NYJ	W	1/1	4	3	1	0.0	0	0	0	0	0	—	0	1	0	0	0
12/07/14	NYJ	W	1/1	2	1	1	0.0	0	0	0	0	0	—	0	0	0	0	0
Totals		2-0	2/2	6	4	2	0.0	0	0	0	0	0	—	0	1	0	0	0

98 ISAAC ROCHELL DE

REGULAR SEASON DEFENSE

Date	Opp.	Res.	GP/GS	Tot	Solo	Asst	Sks	Yds	TFL	QBH	INT	Yds	Lg	TD	PD	FF	FR	Yds
12/24/17	at NYJ	W	1/0	2	2	0	1.0	4	1	1	0	0	—	0	0	0	0	0
Totals		1-0	1/0	2	2	0	1.0	4	1	1	0	0	—	0	0	0	0	0

71 DAMION SQUARE NT

REGULAR SEASON DEFENSE

Date	Opp.	Res.	GP/GS	Tot	Solo	Asst	Sks	Yds	TFL	QBH	INT	Yds	Lg	TD	PD	FF	FR	Yds
12/24/17	at NYJ	W	1/0	0	0	0	0.0	0	0	0	0	0	—	0	0	0	0	0
Totals		1-0	1/0	0	0	0	0.0	0	0	0	0	0	—	0	0	0	0	0

5 TYROD TAYLOR QB

REGULAR SEASON PASSING

Date	Opp.	Res.	GP/GS	Cmp	Att	Pct.	Yds	Y/A	TD	INT	Lg	Sacks	Yds Lost	Rating
11/24/13	NYJ	W	1/0	0	1	0.0	0	0.0	0	0	—	0	0	39.6
11/12/15	at NYJ	W	1/1	17	27	63.0	158	5.85	1	0	26	4	26	91.3
01/03/16	NYJ	W	1/1	18	28	64.3	182	6.50	0	0	38	2	0	82.7
09/15/16	NYJ	L	1/1	18	30	60.0	297	9.90	3	1	84	0	0	112.8
09/10/17	NYJ	W	1/1	16	28	57.1	224	8.00	2	1	47	2	6	92.0
11/02/17	at NYJ	L	1/1	29	40	72.5	285	7.13	2	0	26	7	41	108.9
09/20/18	NYJ	W	1/1	4	14	28.6	19	1.36	0	0	12	3	22	39.6
Totals		5-2	7/6	102	168	60.7	1,165	6.93	8	2	84	18	95	92.5

REGULAR SEASON RUSHING

Date	Opp.	Res.	GP/GS	Att	Yds	Avg.	Lg	TD
11/24/13	NYJ	W	1/0	4	7	1.8	17	0
11/12/15	at NYJ	W	1/1	6	12	2.0	8	0
01/03/16	NYJ	W	1/1	10	51	5.1	18	1
09/15/16	NYJ	L	1/1	2	21	12.5	15	0
09/10/17	NYJ	W	1/1	8	38	4.8	14	0
11/02/17	at NYJ	L	1/1	6	35	5.8	18	1
09/20/18	NYJ	W	1/1	4	22	5.5	22	0
Totals		5-2	7/6	40	190	4.8	22	2

CHARGERS CAREER NUMBERS AGAINST JETS

59

NICK VIGIL

LB

REGULAR SEASON DEFENSE

Date	Opp.	Res.	GP/GS	Tot	Solo	Asst	Sks	Yds	TFL	QBH	INT	Yds	Lg	TD	PD	FF	FR	Yds
09/11/16	at NYJ	W	1/0	0	0	0	0.0	0	0	0	0	0	—	0	0	0	0	0
12/01/19	NYJ	W	1/1	5	3	2	0.0	0	0	0	0	0	—	0	0	0	0	0
Totals		2-0	1/1	5	3	2	0.0	0	0	0	0	0	—	0	0	0	0	0

81

MIKE WILLIAMS

WR

REGULAR SEASON RECEIVING

Date	Opp.	Res.	GP/GS	Rec.	Yds	Avg.	Lg	TD
12/24/17	at NYJ	W	1/0	0	0	—	—	0
Totals		1-0	1/0	0	0	—	—	0

LYNN IN THE BIG APPLE

Chargers Head Coach Anthony Lynn served as then-Jets Head Coach Rex Ryan's Running Backs Coach from 2009-14, with Ryan bestowing Asst. Head Coach responsibilities onto Lynn prior to the 2014 season.

The pair, pictured right, helped guide the Jets to back-to-back appearances in the AFC Championship Game in each of their first two seasons in New York (2009-10). Rex's son, Seth Ryan, serves in the Quality Control/Offense role on Lynn's Chargers staff.



2020 LOS ANGELES CHARGERS OFFENSIVE STATISTICS

Won 2, Lost 7

9/13/2020	W	16 - 13	at Cincinnati Bengals
9/20/2020	L	20 - 23	Kansas City Chiefs
9/27/2020	L	16 - 21	Carolina Panthers
10/4/2020	L	31 - 38	at Tampa Bay Buccaneers
10/12/2020	L	27 - 30	at New Orleans Saints
10/25/2020	W	39 - 29	Jacksonville Jaguars
11/1/2020	L	30 - 31	at Denver Broncos
11/8/2020	L	26 - 31	Las Vegas Raiders
11/15/2020	L	21 - 29	at Miami Dolphins

Total First Downs	209	172
Rushing	70	52
Passing	122	110
Penalty	17	10
3rd Down: Made/Att	58/129	47/119
3rd Down Pct.	45.0%	39.5%
4th Down: Made/Att	6/12	2/5
4th Down Pct.	50.0%	40.0%
Possession Avg.	31:36	28:24
Total Net Yards	3633	3148
Avg. Per Game	403.7	349.8
Total Plays	642	561
Avg. Per Play	5.7	5.6
Net Yards Rushing	1184	1057
Avg. Per Game	131.6	117.4
Total Rushes	291	224
Net Yards Passing	2449	2091
Avg. Per Game	272.1	232.3
Sacked/Yards Lost	18/96	16/88
Gross Yards	2545	2179
Attempts/Completions	333/218	321/203
Completion Pct.	65.5%	63.2%
Had Intercepted	6	4
Punts/Average	36/43.5	41/48.7
Net Punting Avg.	35.3	43.3
Penalties/Yards	47/383	53/464
Fumbles/Ball Lost	9/5	7/4
Touchdowns	27	27
Rushing	7	8
Passing	19	18
Returns	1	1

Score By Periods	Q1	Q2	Q3	Q4	OT	Pts
Team	36	89	53	48	0	226
Opponents	47	56	65	71	6	245

Scoring	TD	Ru	Pa	Rt	PAT	FG	2Pt	Pts
M.Badgley	0	0	0	0	22/24	14/19	0	64
K.Allen	5	0	5	0	0/0	0/0	0	30
M.Williams	3	0	3	0	0/0	0/0	0	18
J.Guyton	3	0	3	0	0/0	0/0	0	18
J.Herbert	3	3	0	0	0/0	0/0	0	18
G.Nabers	2	0	2	0	0/0	0/0	0	12
H.Henry	2	0	2	0	0/0	0/0	0	12
D.Parham	2	0	2	0	0/0	0/0	0	12
V.Green	1	0	1	0	0/0	0/0	0	6
K.Ballage	1	1	0	0	0/0	0/0	0	6
M.Davis	1	0	0	1	0/0	0/0	0	6
A.Ekeler	1	1	0	0	0/0	0/0	0	6
J.Kelley	1	1	0	0	0/0	0/0	0	6
J.Reed	1	1	0	0	0/0	0/0	0	6
T.Johnson	1	0	1	0	0/0	0/0	0	6
Team	27	7	19	1	22/24	14/19	0	226
Opponents	27	8	18	1	20/22	19/22	3	245

2-Pt. Conversions: Team 0/3, Opponents: 3/5
 Sacks: J.Bosa 4.5, U.Nwosu 3.5, J.Tillery 3.0, I.Rochell 1.5,
 R.Jenkins 1.0, D.Square 1.0, D.King 1.0, K.White 0.5 **Team: 16.0,**
Opponents: 18.0

Rushing	No.	Yds	Avg	Long	TD
J.Kelley	98	313	3.2	26	1
A.Ekeler	49	248	5.1	13	1
J.Jackson	45	185	4.1	36	0
J.Herbert	37	176	4.8	31	3
K.Ballage	33	137	4.2	14	1
T.Pope	11	73	6.6	26	0
J.Reed	5	29	5.8	8	1
T.Johnson	3	17	5.7	7	0
T.Taylor	6	7	1.2	4	0
G.Nabers	1	4	4.0	4	0
M.Williams	1	1	1.0	1	0
E.Stick	1	-2	-2.0	-2	0
J.Guyton	1	-4	-4.0	-4	0
Team	291	1184	4.1	36	7
Opponents	224	1057	4.7	55t	8

Receiving	No.	Yds	Avg	Long	TD
K.Allen	65	690	10.6	28	5
H.Henry	37	387	10.5	33	2
M.Williams	25	431	17.2	64t	3
J.Kelley	19	141	7.4	35	0
A.Ekeler	17	144	8.5	28	0
J.Jackson	15	131	8.7	34	0
J.Guyton	14	294	21.0	72t	3
K.Ballage	7	49	7.0	16	0
T.Pope	5	28	5.6	11	0
G.Nabers	4	20	5.0	9	2
D.Parham	3	54	18.0	22t	2
V.Green	3	50	16.7	26t	1
T.Johnson	2	103	51.5	53t	1
K.Hill	2	23	11.5	15	0
J.Reed	0	0	0.0	0	0
Team	218	2545	11.7	72t	19
Opponents	203	2179	10.7	54t	18

Interceptions	No.	Yds	Avg	Long	TD
M.Davis	1	78	78.0	78t	1
N.Adderley	1	39	39.0	39	0
R.Jenkins	1	23	23.0	23	0
M.Ingram	1	0	0.0	0	0
Team	4	140	35.0	78t	1
Opponents	6	143	23.8	66	0

Punting	No	Yds	Avg	Net	TB	In	Lg	B
T.Long	34	1565	46.0	35.3	1	8	63	2
Team	36	1565	43.5	35.3	1	8	63	2
Opponents	41	1998	48.7	43.3	7	17	70	0

Punt Returns	Ret	FC	Yds	Avg	Long	TD
K.Hill	9	7	67	7.4	30	0
D.King	6	4	17	2.8	7	0
Team	15	11	84	5.6	30	0
Opponents	22	5	275	12.5	22	0

Kickoff Returns	No.	Yds	Avg	Long	TD
J.Reed	16	359	22.4	46	0
T.Johnson	4	70	17.5	23	0
Team	20	429	21.5	46	0
Opponents	15	443	29.5	44	0

Field Goals	1-19	20-29	30-39	40-49	50+
M.Badgley	0/0	4/4	3/3	5/8	2/4
Team	0/0	4/4	3/3	5/8	2/4
Opponents	0/0	4/4	7/8	3/5	5/5

Fumbles Lost: J.Kelley 2, K.Hill Jr. 1, K.Allen 1, J.Herbert 1 **Total: 5**

Opponent Fumble Recoveries: N.Vigil 2, T.Pope 1, J.Tillery 1 **Total: 4**

Passing	Att	Cmp	Yds	Cmp%	Yds/Att	TD	TD%	Int	Int%	Long	Sack	Lost	Rating
J.Herbert	301	201	2333	66.8%	7.8	19	6.3%	6	2.0%	72t	16/	95	102.8
T.Taylor	30	16	208	53.3%	6.9	0	0.0%	0	0.0%	37	2/	1	75.4
E.Stick	1	1	4	100.0%	4.0	0	0.0%	0	0.0%	4	0/	0	83.3
K.Allen	1	0	0	0.0%	0.0	0	0.0%	0	0.0%	0	0/	0	39.6
Team	333	218	2545	65.5%	7.6	19	5.7%	6	1.8%	72t	18/	96	100.0
Opponents	321	203	2179	63.2%	6.8	18	5.6%	4	1.2%	54t	16/	88	96.5

2020 LOS ANGELES CHARGERS DEFENSIVE STATISTICS

Official Press Box Totals – Confirmed by league review.

Player	– Tackles –			Sacks	Yards	Tackles for Loss	QB Hits	Interceptions	Passes Def.	– Fumbles –	
	Solo	Assisted	Total							Forced	Recoveries
Kyzir White	43	25	68	0.5	4.5	4	3	0	3	0	0
Kenneth Murray Jr.	30	25	55	0.0	0.0	1	0	0	3	0	0
Rayshawn Jenkins.	34	17	51	1.0	6.0	3	1	1	2	0	0
Nasir Adderley	37	6	43	0.0	0.0	0	0	1	2	0	0
Michael Davis.	33	5	38	0.0	0.0	1	0	1	7	0	0
Linval Joseph.	15	14	29	0.0	0.0	1	2	0	0	0	0
Casey Hayward Jr.	23	5	28	0.0	0.0	0	0	0	6	0	0
Denzel Perryman	12	14	26	0.0	0.0	0	1	0	1	1	0
Desmond King II.	18	5	23	1.0	0.0	0	1	0	0	0	0
Uchenna Nwosu	11	8	19	3.5	17.0	3	8	0	2	0	0
Joey Bosa.	14	4	18	4.5	31.0	8	13	0	0	0	0
Chris Harris Jr.	8	7	15	0.0	0.0	1	0	0	1	0	0
Jerry Tillery	10	5	15	3.0	24.0	2	8	0	1	1	1
Justin Jones.	7	7	14	0.0	0.0	3	1	0	0	0	0
Isaac Rochell	10	4	14	1.5	4.5	0	1	0	0	0	0
Damion Square	4	8	12	1.0	1.0	1	1	0	0	0	0
Melvin Ingram III.	5	3	8	0.0	0.0	0	4	1	2	0	0
Tevaughn Campbell	4	3	7	0.0	0.0	0	1	0	0	0	0
Brandon Facyson	6	1	7	0.0	0.0	0	0	0	0	1	0
Nick Vigil	4	2	6	0.0	0.0	0	0	0	0	0	2
Jahleel Addae	3	1	4	0.0	0.0	0	0	0	0	0	0
Emeke Egbule	0	1	1	0.0	0.0	0	1	0	0	0	0
Drue Tranquill	1	0	1	0.0	0.0	0	0	0	0	0	0
Cortez Broughton.	0	0	0	0.0	0.0	0	0	0	1	0	0
Totals.	332	170	502	16.0	88.0	28	46	4	31	3	3
<i>Defensive Backs</i>	<i>166</i>	<i>50</i>	<i>216</i>	<i>2.0</i>	<i>6.0</i>	<i>5</i>	<i>3</i>	<i>3</i>	<i>18</i>	<i>1</i>	<i>0</i>
<i>Defensive Linemen</i>	<i>76</i>	<i>53</i>	<i>129</i>	<i>10.0</i>	<i>60.5</i>	<i>18</i>	<i>38</i>	<i>1</i>	<i>6</i>	<i>1</i>	<i>1</i>
<i>Linebackers</i>	<i>90</i>	<i>67</i>	<i>157</i>	<i>4.0</i>	<i>21.5</i>	<i>5</i>	<i>5</i>	<i>0</i>	<i>7</i>	<i>1</i>	<i>2</i>

SPECIAL TEAMS TACKLES

Player	Total Tackles
Nick Vigil	6
Stephen Anderson.	4
Emeke Egbule.	4
Brandon Facyson	4
Justin Jackson	3
Gabe Nabers.	3
Uchenna Nwosu	3
Jahleel Addae.	2
Tevaugh Campbell.	2
Alohi Gilman	2
Malik Jefferson.	2
Ty Long	2
Isaac Rochell.	2
Michael Davis	1
Rayshawn Jenkins	1
Joshua Kelley	1
Desmond King II.	1
Cole Mazza	1
Joe Reed	1
Totals	45

2020 GAME SUMMARIES

WEEK 3 vs. CAROLINA



**PANTHERS 21
CHARGERS 16**

Sunday, Sept. 27, 2020
SoFi Stadium - Inglewood, Calif.



GAME STATISTICS

TEAM	1	2	3	4	OT	F
Carolina	6	12	0	3	-	21
L.A. Chargers	0	7	3	6	-	16

SCORING SUMMARY

Team	Q	Time	Play
Panthers	1	9:20	J.Slye 29 yd. Field Goal (6-37, 3:07)
Panthers	1	4:28	J.Slye 24 yd. Field Goal (7-29, 3:15)
Chargers	2	14:14	A.Ekeler 12 yd. run (M.Badgley kick) (10-75, 5:14)
Panthers	2	8:11	J.Slye 30 yd. Field Goal (10-59, 6:03)
Panthers	2	2:58	M.Davis 13 yd. pass from T.Bridgewater (kick blocked) (8-57, 3:57)
Panthers	2	0:00	J.Slye 22 yd. Field Goal (2-4, 0:08)
Chargers	3	1:12	M.Badgley 41 yd. Field Goal (8-62, 5:14)
Panthers	4	10:58	J.Slye 31 yd. Field Goal (8-62, 5:14)
Chargers	4	4:33	K.Allen 14 yd. pass from J.Herbert (pass failed) (16-75, 6:25)

TEAM STATISTICS

	CAR	LAC
FIRST DOWNS:	14	26
TOTAL NET YARDS:	302	436
NET RUSHING YARDS:	81	117
NET PASSING YARDS:	221	319
PENALTIES/YARDS:	3-30	8-60
3RD DOWN EFFICIENCY (%):	3-12 (25.0%)	10/15 (66.7%)
SCORING DRIVES (%):	6-10 (60.0%)	3-10 (30.0%)
PUNTS/NET AVERAGE:	4-44.8	3-37.0
SACKS/YARDS:	2/11	2/11
FUMBLES/LOST:	0/0	4/3
POINTS OFF TURNOVERS:	0	0
AVG. DRIVE START:	OWN 38	OWN 25
TIME OF POSSESSION:	28:48	31:12

INDIVIDUAL TOP PERFORMERS

PASSING

	CMP	ATT	YDS	TD	INT	RT
J.Herbert	35	49	330	1	1	88.0
T.Bridgewater	22	28	235	1	0	113.5

RUSHING

	ATT	YDS	AVG	LG	TD
A.Ekeler	12	59	4.9	12t	1
J.Kelley	8	43	5.4	16	0
M.Davis	13	46	3.5	25	0
R.Bonafon	2	16	8.0	13	0

RECEIVING

	REC	YDS	AVG	LG	TD
K.Allen	13	132	10.2	22	1
A.Ekeler	11	84	7.6	28	0
H.Henry	5	50	10.0	16	0
J.Guyton	2	23	11.5	16	0
D.Moore	2	65	32.5	38	0
R.Anderson	5	55	11.0	18	0
M.Davis	8	45	5.6	13t	1
C.Samuel	4	45	11.3	24	0

TACKLES (SOLO) - LAC: K.White 11 (8), N.Adderley 9 (7), R.Jenkins 9 (3);
CAR: S.Thompson 13 (8), J.Chinn 12 (6), J.Burris 8 (7).

SACKS - LAC: J.Bosa 1.0, R.Jenkins 1.0; **CAR:** B.Burns 1.0, M.Haynes 1.0.

INTERCEPTIONS - LAC: None; **CAR:** D.Jackson 1-66-0.

STARTERS

WR....K.Allen	DE.....J.Bosa	WR....D.Moore	DE.....B.Burns
LT.....S.Tevi	DT.....J.Tillery	LT.....G.Little	DT.....D.Brown
LG.....F.Lamp	NT.....L.Joseph	LG.....C.Reed	DT.....Z.Kerr
C.....D.Feeney	DE.....U.Nwosu	C.....M.Paradis	DE...S.Weatherly
RG....T.St. Louis	LB....K.Murray Jr.	RG....J.Miller	LB...S.Thompson
RT....B.Bulaga	LB....K.White	RT....T.Moton	LB...T.Whitehead
TE....H.Henry	RCB....M.Davis	TE....I.Thomas	LB.....J.Chinn
WR....M.Williams	CB.....C.Harris	WR....R.Anderson	CB.....D.Jackson
WR....J.Guyton	S.....N.Adderley	WR....C.Samuel	SS.....J.Burris
QB....J.Herbert	S.....R.Jenkins	QB....T.Bridgewater	FS.....T.Boston
RB....A.Ekeler	LCB...C.Hayward	RB....M.Davis	CB.....R.Douglas

WEEK 4 AT TAMPA BAY



**BUCCANEERS 38
CHARGERS 31**

Sunday, Oct. 4, 2020
Raymond James Stadium - Tampa, Fla.



GAME STATISTICS

TEAM	1	2	3	4	OT	F
L.A. Chargers	14	10	7	0	-	31
Tampa Bay	7	7	14	10	-	38

SCORING SUMMARY

Team	Q	Time	Play
Buccaneers	1	10:00	C.Brake 3 yd. pass from T.Brady (R.Succop) (10-75, 5:00)
Chargers	1	8:14	T.Johnson 53 yd. pass from J.Herbert (M.Badgley kick) (4-75, 1:46)
Chargers	1	3:55	M.Davis 78 yd. INT return (M.Badgley kick)
Chargers	2	8:50	D.Parham Jr. 19 yd. pass from J.Herbert (M.Badgley kick) (13-97, 6:15)
Chargers	2	1:37	M.Badgley 53 yd. Field Goal (8-31, 3:17)
Buccaneers	2	0:22	M.Evans 6 yd. pass from T.Brady (R.Succop) (3-6, 0:16)
Buccaneers	3	8:22	O.Howard 28 yd. pass from T.Brady (R.Succop) (8-69, 4:28)
Buccaneers	3	0:52	S.Miller 19 yd. pass from T.Brady (R.Succop kick) (2-63, 0:48)
Chargers	3	0:00	J.Guyton 72 yd. pass from J.Herbert (M.Badgley kick) (3-75, 0:52)

TEAM STATISTICS

	LAC	TB
FIRST DOWNS:	15	28
TOTAL NET YARDS:	324	484
NET RUSHING YARDS:	46	115
NET PASSING YARDS:	278	369
PENALTIES/YARDS:	7-60	8-90
3RD DOWN EFFICIENCY (%):	4-10 (40.0%)	5/11 (45.0%)
SCORING DRIVES (%):	4-11 (36.4%)	7-12 (58.3%)
PUNTS/NET AVERAGE:	3-44.3	3-53.7
SACKS/YARDS:	0/0	2/12
FUMBLES/LOST:	1/1	0/0
POINTS OFF TURNOVERS:	7	7
AVG. DRIVE START:	OWN 22	OWN 35
TIME OF POSSESSION:	25:05	34:55

INDIVIDUAL TOP PERFORMERS

PASSING

	CMP	ATT	YDS	TD	INT	RT
J.Herbert	20	25	290	3	1	137.9
T.Brady	30	46	369	5	1	117.0

RUSHING

	ATT	YDS	AVG	LG	TD
J.Herbert	5	14	2.8	5	0
A.Ekeler	2	12	6.0	10	0
R.Jones	20	111	5.6	23	0
K.Vaughn	3	4	1.3	3	0

RECEIVING

	REC	YDS	AVG	LG	TD
J.Guyton	1	72	72.0	72t	1
K.Allen	8	62	7.8	17	0
T.Johnson	1	53	53.0	53t	1
H.Henry	2	39	19.5	29	0
M.Evans	7	122	17.4	48	1
S.Miller	5	83	16.6	44	1
O.Howard	3	50	16.7	28t	1
J.Watson	4	40	10.0	15	0

TACKLES (SOLO) - LAC: K.White 10 (8), K.Murray 10 (6), M.Davis 6 (4);
TB: L.David 11 (10), S.Barrett 7 (5), J.Whitehead 4 (4).

SACKS - LAC: None; **TB:** S.Barrett 1.0, J.Whitehead 1.0.

INTERCEPTIONS - LAC: M.Davis 1-78-1; **TB:** C.Davis 1-3-0.

STARTERS

WR....K.Allen	DE.....J.Bosa	WR....M.Evans	DL.....N.Suh
LT.....S.Tevi	DT.....J.Tillery	LT.....D.Smith	NT.....V.Vea
LG.....F.Lamp	NT.....L.Joseph	LG.....A.Marpert	DL.....W.Gholston
C.....D.Feeney	DE.....U.Nwosu	C.....R.Jensen	OLB...J.Pierre-Paul
RG....R.Groy	LB....K.Murray Jr.	RG....A.Cappa	ILB....D.White
RT....T.Pipkins III	LB....K.White	RT....T.Wirfs	ILB....L.David
TE....H.Henry	RCB....M.Davis	TE....R.Gronkowski	OLB....S.Barrett
WR....V.Green	CB.....D. King II	WR....S.Miller	CB.....C.Davis
WR....J.Guyton	S.....N.Adderley	WR....J.Watson	S....A.Winfield Jr.
QB....J.Herbert	S.....R.Jenkins	QB....T.Brady	S.....J.Whitehead
RB....A.Ekeler	RCB...C.Hayward	RB....R.Jones	CB...S.Murphy-Bunting

2020 GAME SUMMARIES

WEEK 10 AT MIAMI



DOLPHINS 29 CHARGERS 21

Sunday, Nov. 15, 2020

Hard Rock Stadium – Miami Gardens, Fla.



GAME STATISTICS

TEAM	1	2	3	4	OT	F
L.A. Chargers	0	7	7	7	-	21
Miami	14	3	3	9	-	29

SCORING SUMMARY

Team	Q	Time	Play
Dolphins	1	12:54	S.Ahmed 1 yd. run (J.Sanders kick) (1-1, 0:04)
Dolphins	1	0:58	J.Grant 3 yd. pass from T.Tagovailoa (J.Sanders kick) (13-88, 7:04)
Chargers	2	4:25	J.Herbert 1 yd. run (M.Badgley kick) (11-37, 5:51)
Dolphins	2	0:24	J.Sanders 50 yd. Field Goal (5-15, 0:42)
Chargers	3	7:02	H.Henry 2 yd. pass from J.Herbert (M.Badgley kick) (11-68, 6:38)
Dolphins	3	2:30	J.Sanders 35 yd. Field Goal (8-58, 4:32)
Dolphins	4	11:38	D.Smythe 2 yd. pass from T.Tagovailoa (pass failed) (5-32, 2:32)
Dolphins	4	3:59	J.Sanders 49 yd. Field Goal (7-14, 2:38)
Chargers	4	1:57	K.Allen 13 yd. pass from J.Herbert (M.Badgley kick) (8-69, 2:02)

TEAM STATISTICS

	LAC	MIA
FIRST DOWNS:	19	17
TOTAL NET YARDS:	273	280
NET RUSHING YARDS:	99	111
NET PASSING YARDS:	174	169
PENALTIES/YARDS:	5-31	3-15
3RD DOWN EFFICIENCY (%):	4-13 (30.8%)	5-14 (35.7%)
SCORING DRIVES (%):	3-11 (27.3%)	6-11 (54.5%)
PUNTS/NET AVERAGE:	5-34.2	2-52.0
SACKS/YARDS:	0/0	2/13
FUMBLES/LOST:	0/0	2/1
POINTS OFF TURNOVERS:	7	14
AVG. DRIVE START:	OWN 25	OWN 47
TIME OF POSSESSION:	29:54	30:06

INDIVIDUAL TOP PERFORMERS



PASSING

	CMP	ATT	YDS	TD	INT	RT		CMP	ATT	YDS	TD	INT	RT
J.Herbert	20	32	187	2	1	86.3	T.Tagovailoa	15	25	169	2	0	106.9

RUSHING

	ATT	YDS	AVG	LG	TD		ATT	YDS	AVG	LG	TD
K.Ballage	18	68	3.8	11	0	S.Ahmed	21	85	4.0	18	1
J.Kelley	7	21	3.0	8	0	P.Laird	2	19	9.5	17	0

RECEIVING

	REC	YDS	AVG	LG	TD		REC	YDS	AVG	LG	TD
K.Allen	3	39	13.0	15	1	J.Grant	4	43	10.8	15	1
M.Williams	2	38	19.0	28	0	M.Gesicki	2	40	20.0	23	0
K.Ballage	5	34	6.8	16	0	D.Parker	2	31	15.5	23	0
H.Henry	4	30	7.5	17	1	M.Perry	2	21	10.5	13	0

TACKLES (SOLO) - LAC: N.Adderley 8 (8), K.White 6 (3), M.Davis 5 (5);
MIA: R.Davis 7 (4), E.Roberts 7 (1), E.Rowe 6 (4).

SACKS - LAC: None; **MIA:** N.Needham 1-13, E.Ogbah 1-0.

INTERCEPTIONS - LAC: None; **MIA:** X.Howard 1-28-0.

STARTERS

WR..... K.Allen	DT..... J.Jones	TE..... A.Shaheen	DE..... Z.Seiler
LT..... S.Tevi	DT..... J.Tillery	LT..... A.Jackson	NT..... R.Davis
LG..... F.Lamp	NT..... L.Joseph	LG..... E.Flowers	DE..... E.Ogbah
C..... D.Feeney	NT..... D.Square	C..... T.Karras	LB..... S.Lawson
RG..... T.Turner	DE..... I.Rochell	RG..... J.Davis	LB..... E.Roberts
RT..... B.Bulaga	DE..... U.Nwosu	RT..... R.Hunt	LB..... K.Van Noy
TE..... H.Henry	DE..... M.Ingram	OL..... J.Davenport	CB..... By.Jones
WR..... M.Williams	LB..... K.Murray	OL..... S.Kindley	S..... Br.Jones
TE..... D.Parham	LB..... K.White	TE..... D.Smythe	S..... E.Rowe
QB..... J.Herbert	S..... R.Jenkins	QB..... T.Tagovailoa	S..... B.McCain
RB..... K.Ballage	S..... N.Adderley	RB..... S.Ahmed	CB..... X.Howard

2020 LOS ANGELES CHARGERS NUMERICAL ROSTER

ACTIVE ROSTER

No.	Name	Pos.	Ht.	Wt.	Age	Exp.	College	Hometown	How Acq.
1	Ty Long	P	6-2	205	27	2	Alabama-Birmingham	Roswell, Ga.	FA-'19
2	Easton Stick	QB	6-1	224	25	2	North Dakota State	Omaha, Neb.	D5-'19
4	Michael Badgley	K	5-10	183	25	3	Miami	Summit, N.J.	FA-'18
5	Tyrod Taylor	QB	6-1	215	31	10	Virginia Tech	Hampton, Va.	UFA (Cle)-'19
10	Justin Herbert	QB	6-6	236	22	R	Oregon	Eugene, Ore.	D1a-'20
12	Joe Reed	WR	6-0	224	22	R	Virginia	Charlotte Court House, Va.	D5-'20
13	Keenan Allen	WR	6-2	211	28	8	California	Greensboro, N.C.	D3-'13
15	Jalen Guyton	WR	6-1	212	23	1	North Texas	Allen, Texas	FA-'19
23	Rayshawn Jenkins	S	6-1	220	26	4	Miami	St. Petersburg, Fla.	D4-'17
24	Nasir Adderley	S	6-0	206	23	2	Delaware	Philadelphia, Pa.	D2-'19
26	Casey Hayward Jr.	CB	5-11	192	31	9	Vanderbilt	Perry, Ga.	UFA (GB)-'16
27	Joshua Kelley	RB	5-11	212	22	R	UCLA	Lancaster, Calif.	D4-'20
31	Kalen Ballage	RB	6-2	231	24	3	Arizona State	Falcon, Colo.	FA-'20
32	Alohi Gilman	S	5-10	201	23	R	Notre Dame	Laie, Hawaii	D6-'20
35	Troyaine Pope	RB	5-8	205	26	3	Jacksonville State	Anniston, Ala.	FA-'18
36	Jahleel Addae	S	5-10	195	30	8	Central Michigan	Valrico, Fla.	FA-'20
37	Tevaughn Campbell	CB	6-0	200	27	1	Regina	Toronto, Ontario, Canada	FA-'19
40	Gabe Nabers	FB	6-3	235	23	R	Florida State	Hahira, Ga.	FA-'20
42	Uchenna Nwosu	DE	6-2	251	23	3	Southern California	Carson, Calif.	D2-'18
43	Michael Davis	CB	6-2	196	25	4	Brigham Young	Glendale, Calif.	FA-'17
44	Kyzir White	LB	6-2	216	24	3	West Virginia	Macungie, Pa.	D4-'18
45	Cole Mazza	LS	6-1	247	25	2	Alabama	Bakersfield, Calif.	FA-'19
46	Malik Jefferson	LB	6-2	240	24	3	Texas	Mesquite, Texas	FA-'19
51	Emeke Egbule	LB	6-2	245	24	2	Houston	Houston, Texas	D6-'19
52	Denzel Perryman	LB	5-11	240	27	6	Miami	Coral Gables, Fla.	D2-'15
54	Melvin Ingram III	DE	6-2	247	31	9	South Carolina	Rockingham, N.C.	D1-'12
56	Kenneth Murray Jr.	LB	6-2	241	22	R	Oklahoma	Houston, Texas	D1b-'20
59	Nick Vigil	LB	6-2	235	27	5	Utah State	Plain City, Utah	UFA (Cin)-'20
61	Scott Quessenberry	C/G	6-3	310	25	3	UCLA	La Costa, Calif.	D5-'18
64	Cole Toner	C/G	6-7	300	26	3	Harvard	Greenwood, Ind.	FA-'17
66	Dan Feeney	C/G	6-4	310	26	4	Indiana	Orland Park, Ill.	D3-'17
69	Sam Tevi	T	6-5	315	26	4	Utah	Euless, Texas	D6-'17
70	Trai Turner	G	6-3	315	27	7	Louisiana State	New Orleans, La.	T (Car)-'20
71	Damion Square	NT	6-2	293	31	8	Alabama	Houston, Texas	W (KC)-'14
73	Tyree St. Louis	G/T	6-5	315	23	1	Miami	Tampa, Fla.	FA-'19
74	Storm Norton	T	6-7	317	26	1	Toledo	Toledo, Ohio	FA-'20
75	Bryan Bulaga	T	6-5	314	31	11	Iowa	Barrington, Ill.	UFA (GB)-'20
76	Forrest Lamp	G	6-4	309	26	4	Western Kentucky	Venice, Fla.	D2-'17
79	Trey Pipkins III	T	6-6	307	24	2	Sioux Falls	Apple Valley, Minn.	D3-'19
81	Mike Williams	WR	6-4	218	26	4	Clemson	Santee, S.C.	D1-'17
82	Stephen Anderson	TE	6-3	230	27	3	California	San Jose, Calif.	FA-'19
83	Tyron Johnson	WR	6-1	193	24	1	Oklahoma State	New Orleans, La.	FA-'19
84	KJ Hill Jr.	WR	6-0	196	23	R	Ohio State	Little Rock, Ark.	D7-'20
86	Hunter Henry	TE	6-5	250	25	5	Arkansas	Little Rock, Ark.	D2-'16
89	Donald Parham Jr.	TE	6-8	237	23	1	Stetson	Lakeland, Fla.	FA-'20
90	Jessie Lemonier	DE	6-2	240	23	R	Liberty	Miami, Fla.	FA-'20
91	Cortez Broughton	DT	6-2	293	24	2	Cincinnati	Warner Robins, Ga.	D7-'19
93	Justin Jones	DT	6-3	309	24	3	North Carolina State	Austell, Ga.	D3-'18
95	Linval Joseph	DT	6-4	329	32	11	East Carolina	Christiansted, U.S. Virgin Islands	FA-'20
97	Joey Bosa	DE	6-5	280	25	5	Ohio State	Fort Lauderdale, Fla.	D1-'16
98	Isaac Rochell	DE	6-4	280	25	3	Notre Dame	McDonough, Ga.	D7-'17
99	Jerry Tillery	DT	6-6	295	24	2	Notre Dame	Shreveport, La.	D1-'19

PRACTICE SQUAD

No.	Name	Pos.	Ht.	Wt.	Age	Exp.	College	Hometown	How Acq.
11	Jason Moore Jr.	WR	6-3	215	25	2	Findlay	Oberlin, Ohio	FA-'19
20	Jaylen Watkins	S	5-11	194	28	6	Florida	Fort Myers, Fla.	FA-'20
29	Quenton Meeks	DB	6-1	209	23	2	Stanford	San Diego, Calif.	FA-'19
34	Darius Bradwell	RB	6-0	235	23	R	Tulane	Tallahassee, Fla.	FA-'20
38	John Brannon	CB	6-0	190	22	R	Western Carolina	Charlotte, N.C.	FA-'20
39	Donte Vaughn	CB	6-2	210	23	R	Notre Dame	Memphis, Tenn.	FA-'20
41	Derrick Gore	RB	5-9	206	25	1	Louisiana-Monroe	Syracuse, N.Y.	FA-'20
48	Matt Sokol	TE	6-5	249	25	1	Michigan State	Rochester, Mich.	FA-'20
50	Cole Christiansen	LB	6-1	230	23	R	Army	Suffolk, Va.	FA-'20
58	B.J. Bello	LB	6-3	229	26	3	Illinois State	New Lenox, Ill.	FA-'20
63	Nate Gilliam	G	6-4	310	23	R	Wake Forest	Knoxville, Tenn.	FA-'20
67	Ryan Hunter	G	6-3	316	25	1	Bowling Green	North Bay, Ontario, Canada	FA-'20
77	TJ Smith	DT	6-3	300	23	R	Arkansas	Moultrie, Ga.	FA-'20
80	Jeff Cotton	WR	6-2	206	23	R	Idaho	Tuscon, Ariz.	FA-'20
87	John Hurst	WR	6-2	190	24	R	West Georgia	Milton, Ga.	FA-'20
92	Joe Gaziano	DE	6-4	280	24	R	Northwestern	Scituate, Mass.	FA-'20
96	Breiden Fehoko	NT	6-3	300	24	R	Louisiana State	Honolulu, Hawaii	FA-'20

RESERVE/INJURED

No.	Name	Pos.	Ht.	Wt.	Age	Exp.	College	Hometown	How Acq.
22	Justin Jackson	RB	6-0	200	24	3	Northwestern	Carol Stream, Ill.	D7-'18
25	Chris Harris Jr.	CB	5-10	199	31	10	Kansas	Bixby, Okla.	UFA (Den)-'20
30	Austin Ekeler	RB	5-10	200	25	4	Western State Colorado	Eaton, Colo.	FA-'17
33	Derwin James Jr.	S	6-2	215	24	3	Florida State	Haines City, Fla.	D1-'18
49	Drue Tranquill	LB	6-2	234	25	2	Notre Dame	Fort Wayne, Ind.	D4-'19
53	Mike Pouncey	C	6-5	298	31	10	Florida	Lakeland, Fla.	FA-'18
57	Asmar Bilal	LB	6-2	230	23	R	Notre Dame	Indianapolis, Ind.	FA-'20
88	Virgil Green	TE	6-5	255	32	10	Nevada	Tulare, Calif.	UFA (Den)-'18

RESERVE/COVID-19

No.	Name	Pos.	Ht.	Wt.	Age	Exp.	College	Hometown	How Acq.
28	Brandon Facyson	CB	6-2	197	26	3	Virginia Tech	Newnan, Ga.	FA-'18
72	Ryan Groy	G	6-5	320	30	7	Wisconsin	Middleton, Wis.	FA-'19

2020 LOS ANGELES CHARGERS ALPHA ROSTER

ACTIVE ROSTER

No.	Name	Pos.	Ht.	Wt.	DOB	Exp.	College	Hometown	How Acq.
36	Addae, Jahleel	S	5-10	195	1/24/90	8	Central Michigan	Valrico, Fla.	FA-'20
24	Adderley, Nasir	S	6-0	206	5/31/97	2	Delaware	Philadelphia, Pa.	D2-'19
13	Allen, Keenan	WR	6-2	211	4/27/92	8	California	Greensboro, N.C.	D3-'13
82	Anderson, Stephen	TE	6-3	230	1/30/93	3	California	San Jose, Calif.	FA-'19
4	Badgley, Michael	K	5-10	183	7/28/95	3	Miami	Summit, N.J.	FA-'18
31	Ballage, Kalen	RB	6-2	231	12/22/95	3	Arizona State	Falcon, Colo.	FA-'20
97	Bosa, Joey	DE	6-5	280	7/11/95	5	Ohio State	Fort Lauderdale, Fla.	D1-'16
91	Broughton, Cortez	DT	6-2	293	9/2/96	2	Cincinnati	Warner Robins, Ga.	D7-'19
75	Bulaga, Bryan	T	6-5	314	3/21/89	11	Iowa	Barrington, Ill.	UFA (GB)-'20
37	Campbell, Tevaughn	CB	6-0	200	6/14/93	1	Regina	Toronto, Ontario, Canada	FA-'19
43	Davis, Michael	CB	6-2	196	1/6/95	4	Brigham Young	Glendale, Calif.	FA-'17
51	Egbule, Emeke	LB	6-2	245	10/13/96	2	Houston	Houston, Texas	D6-'19
66	Feeney, Dan	C/G	6-4	310	5/29/94	4	Indiana	Orland Park, Ill.	D3-'17
32	Gilman, Alohi	S	5-10	201	9/17/97	R	Notre Dame	Laie, Hawaii	D6-'20
15	Guyton, Jalen	WR	6-1	212	6/7/97	1	North Texas	Allen, Texas	FA-'19
26	Hayward Jr., Casey	CB	5-11	192	9/9/89	9	Vanderbilt	Perry, Ga.	UFA (GB)-'16
86	Henry, Hunter	TE	6-5	250	12/7/94	5	Arkansas	Little Rock, Ark.	D2-'16
10	Herbert, Justin	QB	6-6	236	3/10/98	R	Oregon	Eugene, Ore.	D1a-'20
84	Hill Jr., KJ	WR	6-0	196	9/15/97	9	Ohio State	Little Rock, Ark.	D7-'20
54	Ingram III, Melvin	DE	6-2	247	4/26/89	9	South Carolina	Rockingham, N.C.	D1-'12
46	Jefferson, Malik	LB	6-2	240	11/15/96	3	Texas	Mesquite, Texas	FA-'19
23	Jenkins, Rayshawn	S	6-1	220	1/25/94	4	Miami	St. Petersburg, Fla.	D4-'17
83	Johnson, Tyron	WR	6-1	193	1/8/96	1	Oklahoma State	New Orleans, La.	FA-'19
93	Jones, Justin	DT	6-3	309	8/28/96	3	North Carolina State	Austell, Ga.	D3-'18
95	Joseph, Linval	DT	6-4	329	10/10/88	11	East Carolina	Christiansted, U.S. Virgin Islands	FA-'20
27	Kelley, Joshua	RB	5-11	212	11/20/97	R	UCLA	Lancaster, Calif.	D4-'20
76	Lamp, Forrest	G	6-4	309	2/20/94	4	Western Kentucky	Venice, Fla.	D2-'17
90	Lemonier, Jessie	DE	6-2	240	1/31/97	R	Liberty	Miami, Fla.	FA-'20
1	Long, Ty	P	6-2	205	4/6/93	2	Alabama-Birmingham	Roswell, Ga.	FA-'19
45	Mazza, Cole	LS	6-1	247	2/14/95	2	Alabama	Bakersfield, Calif.	FA-'19
56	Murray Jr., Kenneth	LB	6-2	241	11/16/98	R	Oklahoma	Houston, Texas	D1b-'20
40	Nabers, Gabe	FB	6-3	235	11/5/97	R	Florida State	Hahira, Ga.	FA-'20
74	Norton, Storm	T	6-7	317	5/16/94	1	Toledo	Toledo, Ohio	FA-'20
42	Nwosu, Uchenna	DE	6-2	251	12/28/96	3	Southern California	Carson, Calif.	D2-'18
89	Parham Jr., Donald	TE	6-8	237	8/16/97	1	Stetson	Lakeland, Fla.	FA-'20
52	Perryman, Denzel	LB	5-11	240	12/5/92	6	Miami	Coral Gables, Fla.	D2-'15
79	Pipkins III, Trey	T	6-6	307	9/5/96	2	Sioux Falls	Apple Valley, Minn.	D3-'19
35	Pope, Troymaine	RB	5-8	205	11/29/93	3	Jacksonville State	Anniston, Ala.	FA-'18
61	Quessenberry, Scott	C/G	6-3	310	3/23/95	3	UCLA	La Costa, Calif.	D5-'18
12	Reed, Joe	WR	6-0	224	1/4/98	R	Virginia	Charlotte Court House, Va.	D5-'20
98	Rochell, Isaac	DE	6-4	280	4/22/95	3	Notre Dame	McDonough, Ga.	D7-'17
71	Square, Damion	NT	6-2	293	2/6/89	8	Alabama	Houston, Texas	W (KC)-'14
73	St. Louis, Tyree	G/T	6-5	315	8/5/97	1	Miami	Tampa, Fla.	FA-'19
2	Stick, Easton	QB	6-1	224	9/15/95	2	North Dakota State	Omaha, Neb.	D5-'19
5	Taylor, Tyrod	QB	6-1	215	8/3/89	10	Virginia Tech	Hampton, Va.	UFA (Cle)-'19
69	Tevi, Sam	T	6-5	315	11/15/94	4	Utah	Eules, Texas	D6-'17
99	Tillery, Jerry	DT	6-6	295	10/8/96	2	Notre Dame	Shreveport, La.	D1-'19
64	Toner, Cole	C/G	6-7	300	3/13/94	3	Harvard	Greenwood, Ind.	FA-'17
70	Turner, Trai	G	6-3	315	6/14/93	7	Louisiana State	New Orleans, La.	T (Car)-'20
59	Vigil, Nick	LB	6-2	235	8/20/93	5	Utah State	Plain City, Utah	UFA (Cin)-'20
44	White, Kyzir	LB	6-2	216	3/24/96	3	West Virginia	Macungie, Pa.	D4-'18
81	Williams, Mike	WR	6-4	218	10/4/94	4	Clemson	Santee, S.C.	D1-'17

PRACTICE SQUAD

No.	Name	Pos.	Ht.	Wt.	DOB	Exp.	College	Hometown	How Acq.
58	Bello, B.J.	LB	6-3	229	10/31/94	3	Illinois State	New Lenox, Ill.	FA-'20
34	Bradwell, Darius	RB	6-0	235	5/15/97	R	Tulane	Tallahassee, Fla.	FA-'20
38	Brannon, John	CB	6-0	190	3/10/98	R	Western Carolina	Charlotte, N.C.	FA-'20
50	Christiansen, Cole	LB	6-1	230	7/30/97	R	Army	Suffolk, Va.	FA-'20
80	Cotton, Jeff	WR	6-2	206	4/17/97	R	Idaho	Tucson, Ariz.	FA-'20
96	Fehoko, Breiden	NT	6-3	300	10/15/96	R	Louisiana State	Honolulu, Hawaii	FA-'20
92	Gaziano, Joe	DE	6-4	280	9/27/96	R	Northwestern	Scituate, Mass.	FA-'20
63	Gilliam, Nate	G	6-4	310	7/6/97	R	Wake Forest	Knoxville, Tenn.	FA-'20
41	Gore, Derrick	RB	5-9	206	12/13/94	1	Louisiana-Monroe	Syracuse, N.Y.	FA-'20
67	Hunter, Ryan	G	6-3	316	4/1/95	1	Bowling Green	North Bay, Ontario, Canada	FA-'20
87	Hurst, John	WR	6-2	190	11/2/96	R	West Georgia	Milton, Ga.	FA-'20
29	MEEKS, Quenton	DB	6-1	209	6/20/97	2	Stanford	San Diego, Calif.	FA-'19
11	Moore Jr., Jason	WR	6-3	215	6/23/95	2	Findlay	Oberlin, Ohio	FA-'19
77	Smith, TJ	DT	6-3	300	4/19/97	R	Arkansas	Moultrie, Ga.	FA-'20
48	Sokol, Matt	TE	6-5	249	11/9/95	1	Michigan State	Rochester, Mich.	FA-'20
39	Vaughn, Donte	CB	6-2	210	10/12/97	R	Notre Dame	Memphis, Tenn.	FA-'20
20	Watkins, Jaylen	S	5-11	194	11/27/91	6	Florida	Fort Myers, Fla.	FA-'20

RESERVE/INJURED

No.	Name	Pos.	Ht.	Wt.	DOB	Exp.	College	Hometown	How Acq.
57	Bilal, Asmar	LB	6-2	230	4/12/97	R	Notre Dame	Indianapolis, Ind.	FA-'20
30	Ekeler, Austin	RB	5-10	200	5/17/95	4	Western State Colorado	Eaton, Colo.	FA-'17
88	Green, Virgil	TE	6-5	255	8/3/88	10	Nevada	Tulare, Calif.	UFA (Den)-'18
25	Harris Jr., Chris	CB	5-10	199	6/18/89	10	Kansas	Bixby, Okla.	UFA (Den)-'20
22	Jackson, Justin	RB	6-0	200	4/22/96	3	Northwestern	Carol Stream, Ill.	D7-'18
33	James Jr., Derwin	S	6-2	215	8/3/96	3	Florida State	Haines City, Fla.	D1-'18
53	Pouncey, Mike	C	6-5	298	7/24/89	10	Florida	Lakeland, Fla.	FA-'18
49	Tranquill, Drue	LB	6-2	234	8/15/95	2	Notre Dame	Fort Wayne, Ind.	D4-'19

RESERVE/COVID-19

No.	Name	Pos.	Ht.	Wt.	DOB	Exp.	College	Hometown	How Acq.
28	Facyson, Brandon	CB	6-2	197	9/8/94	3	Virginia Tech	Newnan, Ga.	FA-'18
72	Groy, Ryan	G	6-5	320	9/30/90	7	Wisconsin	Middleton, Wis.	FA-'19

2020 LOS ANGELES CHARGERS POSITION ROSTER

QUARTERBACKS (3)

No.	Name	Pos.	Ht.	Wt.	Age	Exp.	College	Hometown	How Acq.
2	Easton Stick	QB	6-1	224	25	2	North Dakota State	Omaha, Neb.	D5-'19
5	Tyrod Taylor	QB	6-1	215	31	10	Virginia Tech	Hampton, Va.	UFA (Cle)-'19
10	Justin Herbert	QB	6-6	236	22	R	Oregon	Eugene, Ore.	D1a-'20

RUNNING BACKS (4)

No.	Name	Pos.	Ht.	Wt.	Age	Exp.	College	Hometown	How Acq.
27	Joshua Kelley	RB	5-11	212	22	R	UCLA	Lancaster, Calif.	D4-'20
31	Kalen Ballage	RB	6-2	231	24	3	Arizona State	Falcon, Colo.	FA-'20
35	Troymaine Pope	RB	5-8	205	26	3	Jacksonville State	Anniston, Ala.	FA-'18
40	Gabe Nabers	FB	6-3	235	23	R	Florida State	Hahira, Ga.	FA-'20

WIDE RECEIVERS (6)

No.	Name	Pos.	Ht.	Wt.	Age	Exp.	College	Hometown	How Acq.
12	Joe Reed	WR	6-0	224	22	R	Virginia	Charlotte Court House, Va.	D5-'20
13	Keenan Allen	WR	6-2	211	28	8	California	Greensboro, N.C.	D3-'13
15	Jalen Guyton	WR	6-1	212	23	1	North Texas	Allen, Texas	FA-'19
81	Mike Williams	WR	6-4	218	26	4	Clemson	Santee, S.C.	D1-'17
83	Tyron Johnson	WR	6-1	193	24	1	Oklahoma State	New Orleans, La.	FA-'19
84	KJ Hill Jr.	WR	6-0	196	23	R	Ohio State	Little Rock, Ark.	D7-'20

TIGHT ENDS (3)

No.	Name	Pos.	Ht.	Wt.	Age	Exp.	College	Hometown	How Acq.
82	Stephen Anderson	TE	6-3	230	27	3	California	San Jose, Calif.	FA-'19
86	Hunter Henry	TE	6-5	250	25	5	Arkansas	Little Rock, Ark.	D2-'16
89	Donald Parham Jr.	TE	6-8	237	23	1	Stetson	Lakeland, Fla.	FA-'20

OFFENSIVE LINEMEN (10)

No.	Name	Pos.	Ht.	Wt.	Age	Exp.	College	Hometown	How Acq.
61	Scott Quessenberry	C/G	6-3	310	25	3	UCLA	La Costa, Calif.	D5-'18
64	Cole Toner	C/G	6-7	300	26	3	Harvard	Greenwood, Ind.	FA-'17
66	Dan Feeney	C/G	6-4	310	26	4	Indiana	Orland Park, Ill.	D3-'17
69	Sam Tevi	T	6-5	315	26	4	Utah	Eules, Texas	D6-'17
70	Trai Turner	G	6-3	315	27	7	Louisiana State	New Orleans, La.	T (Car)-'20
73	Tyree St. Louis	G/T	6-5	315	23	1	Miami	Tampa, Fla.	FA-'19
74	Storm Norton	T	6-7	317	26	1	Toledo	Toledo, Ohio	FA-'20
75	Bryan Bulaga	T	6-5	314	31	11	Iowa	Barrington, Ill.	UFA (GB)-'20
76	Forrest Lamp	G	6-4	309	26	4	Western Kentucky	Venice, Fla.	D2-'17
79	Trey Pipkins III	T	6-6	307	24	2	Sioux Falls	Apple Valley, Minn.	D3-'19

DEFENSIVE LINEMEN (10)

No.	Name	Pos.	Ht.	Wt.	Age	Exp.	College	Hometown	How Acq.
42	Uchenna Nwosu	DE	6-2	251	23	3	Southern California	Carson, Calif.	D2-'18
54	Melvin Ingram III	DE	6-2	247	31	9	South Carolina	Rockingham, N.C.	D1-'12
71	Damion Square	NT	6-2	293	31	8	Alabama	Houston, Texas	W (KC)-'14
90	Jessie Lemonier	DE	6-2	240	23	R	Liberty	Miami, Fla.	FA-'20
91	Cortez Broughton	DT	6-2	293	24	2	Cincinnati	Warner Robins, Ga.	D7-'19
93	Justin Jones	DT	6-3	309	24	3	North Carolina State	Austell, Ga.	D3-'18
95	Linval Joseph	DT	6-4	329	32	11	East Carolina	Christiansted, U.S. Virgin Islands	FA-'20
97	Joey Bosa	DE	6-5	280	25	5	Ohio State	Fort Lauderdale, Fla.	D1-'16
98	Isaac Rochell	DE	6-4	280	25	3	Notre Dame	McDonough, Ga.	D7-'17
99	Jerry Tillery	DT	6-6	295	24	2	Notre Dame	Shreveport, La.	D1-'19

LINEBACKERS (6)

No.	Name	Pos.	Ht.	Wt.	Age	Exp.	College	Hometown	How Acq.
44	Kyzir White	LB	6-2	216	24	3	West Virginia	Macungie, Pa.	D4-'18
46	Malik Jefferson	LB	6-2	240	24	3	Texas	Mesquite, Texas	FA-'19
51	Emeke Egbule	LB	6-2	245	24	2	Houston	Houston, Texas	D6-'19
52	Denzel Perryman	LB	5-11	240	27	6	Miami	Coral Gables, Fla.	D2-'15
56	Kenneth Murray Jr.	LB	6-2	241	22	R	Oklahoma	Houston, Texas	D1b-'20
59	Nick Vigil	LB	6-2	235	27	5	Utah State	Plain City, Utah	UFA (Cin)-'20

DEFENSIVE BACKS (7)

No.	Name	Pos.	Ht.	Wt.	Age	Exp.	College	Hometown	How Acq.
23	Rayshawn Jenkins	S	6-1	220	26	4	Miami	St. Petersburg, Fla.	D4-'17
24	Nasir Adderley	S	6-0	206	23	2	Delaware	Philadelphia, Pa.	D2-'19
26	Casey Hayward Jr.	CB	5-11	192	31	9	Vanderbilt	Perry, Ga.	UFA (GB)-'16
32	Alohi Gilman	S	5-10	201	23	R	Notre Dame	Laie, Hawaii	D6-'20
36	Jahleel Addae	S	5-10	195	30	8	Central Michigan	Valrico, Fla.	FA-'20
37	Tevaughn Campbell	CB	6-0	200	27	1	Regina	Toronto, Ontario, Canada	FA-'19
43	Michael Davis	CB	6-2	196	25	4	Brigham Young	Glendale, Calif.	FA-'17

SPECIALISTS (3)

No.	Name	Pos.	Ht.	Wt.	Age	Exp.	College	Hometown	How Acq.
1	Ty Long	P	6-2	205	27	2	Alabama-Birmingham	Roswell, Ga.	FA-'19
4	Michael Badgley	K	5-10	183	25	3	Miami	Summit, N.J.	FA-'18
45	Cole Mazza	LS	6-1	247	25	2	Alabama	Bakersfield, Calif.	FA-'19

2020 LOS ANGELES CHARGERS DEPTH CHART

Depth Chart is unofficial and compiled by Chargers Communications

OFFENSE

WR	13	Keenan Allen	15	Jalen Guyton	84	<u>KJ Hill Jr.</u>
LT	69	Sam Tevi	79	Trey Pipkins III	64	Cole Toner
LG	76	Forrest Lamp	61	Scott Quessenberry	64	Cole Toner
C	66	Dan Feeney	61	Scott Quessenberry	73	Tyree St. Louis
RG	70	Trai Turner	64	Cole Toner	73	Tyree St. Louis
RT	75	Bryan Bulaga	74	Storm Norton	89	Donald Parham Jr.
TE	86	Hunter Henry	82	Stephen Anderson	83	Tyron Johnson
WR	81	Mike Williams	<u>12</u>	<u>Joe Reed</u>	2	Easton Stick
QB	<u>10</u>	<u>Justin Herbert</u>	5	Tyrod Taylor		
FB	<u>40</u>	<u>Gabe Nabers</u>				
RB	<u>27</u>	<u>Joshua Kelley</u>	31	Kalen Ballage	35	Troymaine Pope

DEFENSE

DE	97	Joey Bosa	98	Isaac Rochell	90	<u>Jessie Lemonier</u>
DT	93	Justin Jones	99	Jerry Tillery	91	Cortez Broughton
NT	95	Linval Joseph	71	Damion Square		
DE	54	Melvin Ingram III	42	Uchenna Nwosu		
LB	44	Kyzir White	46	Malik Jefferson		
LB	52	Denzel Perryman	59	Nick Vigil		
LB	<u>56</u>	<u>Kenneth Murray Jr.</u>	51	Emeke Egbule		
LCB	43	Michael Davis	37	Tevaughn Campbell		
S	23	Rayshawn Jenkins	36	Jahleel Addae		
S	24	Nasir Adderley	<u>32</u>	<u>Alohi Gilman</u>		
RCB	26	Casey Hayward Jr.	37	Tevaughn Campbell		

SPECIALISTS

K	4	Michael Badgley	1	Ty Long		
P	1	Ty Long				
KO	1	Ty Long	4	Michael Badgley		
H	1	Ty Long	5	Tyrod Taylor		
LS	45	Cole Mazza				
KR	<u>12</u>	<u>Joe Reed</u>	83	Tyron Johnson	84	<u>KJ Hill Jr.</u>
PR	<u>84</u>	<u>KJ Hill Jr.</u>	<u>12</u>	<u>Joe Reed</u>		

NOTE: Rookies are underlined

2020 LOS ANGELES CHARGERS COACHES

Head Coach: Anthony Lynn

Assistant Head Coach/Special Teams Coordinator:
George Stewart

Defensive Coordinator: Gus Bradley

Offensive Coordinator: Shane Steichen

Assistant Special Teams: Keith Burns

Senior Coaching Assistant: Chris Caminiti

Offensive Line: James Campen

Assistant Offensive Line: David Diaz-Infante

Assistant Defensive Line: La'Roi Glover

Quarterbacks: Pep Hamilton

Assistant Defensive Backs: Addison Lynch

Alex G. Spanos Coaching Fellow: Tevin McDonald

Wide Receivers: Phil McGeoghan

Defensive Backs: Ron Milus

Quality Control/Defense: Ryan Milus

Running Backs: Mark Ridgley

Tight Ends: Alfredo Roberts

Quality Control/Offense: Seth Ryan

Senior Coaching Assistant: Rip Scherer

Assistant Tight Ends: Dan Shamash

Defensive Line: Giff Smith

Linebackers: Richard Smith

Head Strength and Conditioning: John Lott

Assistant Strength: Jonathan Brooks

Assistant Strength: Tyler Judkins

PRONUNCIATION

Jahleel Addae	jah-LEEL uh-DIE
Nasir Adderley	nah-SEER ADD-er-lee
Michael Badgley	BADGE-lee
Kalen Ballage	bull-AHGE
Cortez Broughton	BROUGHT-un
Bryan Bulaga	buh-LAH-guh
Tevaughn Campbell	tuh-VAUGHN
Emeke Egbule	eh-MEH-keh egg-BOO-leh
Alohi Gilman	uh-LOW-hee
Jessie Lemonier	lemon-YAY
Cole Mazza	MAHZ-uh
Phil McGeoghan	mc-GAY-ghin
Uchenna Nwosu	oo-CHEN-uh noo-WOE-sue
Donald Parham Jr.	par-HAM
Scott Quessenberry	QWES-sin-bear-ee
Isaac Rochell	ROW-shell
Shane Steichen	STY-kin
Sam Tevi	TEH-vee
Kyzir White	kie-ZEER

2020 TRANSACTIONS BY DATE

March 13	Designated TE Hunter Henry as franchise player (non-exclusive). Released LB Thomas Davis Sr., and NT Brandon Mebane.	Sept. 6	Signed LB Asmar Bilal, RB Darius Bradwell, CB John Brannon, LB Cole Christiansen, WR Jeff Cotton, NT Breiden Fehoko, G Nate Gilliam, G Ryan Groy, WR Tyron Johnson, DE Jessie Lemonier, DB Quenton Meeks, FB Gabe Nabers, DT TJ Smith, C/G Cole Toner and CB Donte Vaughn to practice squad.	Oct. 24	Activated DE Melvin Ingram III and DT Justin Jones from Reserve/Injured; Designated for Return. Waived DE Jessie Lemonier and WR Jason Moore Jr. Activated RB Troymaine Pope from practice squad.
March 16	Signed RB Austin Ekeler to contract extension. Extended qualifying offer to CB Michael Davis. Extended exclusive rights tenders to DE Isaac Rochell and T Trent Scott.	Sept. 12	Activated G Ryan Groy and FB Gabe Nabers from practice squad.	Oct. 26	Reverted RB Troymaine Pope to practice squad.
March 18	Traded T Russell Okung to Carolina for G Trai Turner.	Sept. 14	Reverted G Ryan Groy and FB Gabe Nabers to practice squad.	Oct. 27	Signed DE Jason Lemonier and WR Jason Moore Jr., to the practice squad. Released DT Lee Autry from practice squad.
March 30	Signed WR Darius Jennings.	Sept. 15	Signed LB Asmar Bilal to active roster. Placed LB Drue Tranquill on Reserve/Injured.	Oct. 29	Placed TE Virgil Green on Reserve/Injured. Placed G Ryan Groy on Reserve/Injured and Reserve/COVID-19.
March 31	Signed T Bryan Bulaga, CB Chris Harris Jr., DT Linval Joseph and LB Nick Vigil.	Sept. 16	Signed LB Malik Jefferson to practice squad.	Oct. 30	Placed T Trey Pipkins III on Reserve/COVID-19.
April 9	Re-signed CB Michael Davis.	Sept. 17	Signed FB Gabe Nabers to active roster. Placed C Mike Pouncey on Reserve/Injured.	Oct. 31	Signed RB Troymaine Pope and C/G Cole Toner to active roster. Activated T Trey Pipkins III from Reserve/COVID-19. Activated WR Jason Moore Jr. from practice squad. Signed TE Matt Sokol to practice squad.
April 14	Signed T Storm Norton and TE Donald Parham Jr.	Sept. 18	Signed RB Troymaine Pope to practice squad.	Nov. 2	Traded DB Desmond King II to Tennessee for 2021 sixth-round selection. Reverted WR Jason Moore Jr. to practice squad.
April 16	TE Hunter Henry signed non-exclusive franchise tag.	Sept. 19	Activated RB Darius Bradwell from practice squad.	Nov. 7	Signed DE Jessie Lemonier to active roster. Placed CB Brandon Facyson on Reserve/COVID-19. Activated RB Kalen Ballage and DB Quenton Meeks from practice squad. Signed S Jaylen Watkins to practice squad.
April 21	Re-signed DE Isaac Rochell and T Trent Scott.	Sept. 21	Reverted RB Darius Bradwell to practice squad.	Nov. 9	Reverted RB Kalen Ballage and DB Quenton Meeks to practice squad.
April 27	Traded 2020 second-round (No. 37) and third-round (No. 71) selections to New England for 2020 first-round (No. 23) selection.	Sept. 22	Released DE Joe Gaziano from practice squad.	Nov. 14	Signed RB Kalen Ballage to active roster. Placed RB Justin Jackson on Reserve/Injured. Activated DB Quenton Meeks from practice squad.
April 30	Signed LB Asmar Bilal, RB Darius Bradwell, CB John Brannon, LB Cole Christiansen, WR Jeff Cotton, G Josh Dunlop, NT Breiden Fehoko, DE Joe Gaziano, G Nate Gilliam, FB Bobby Holly, DE Jessie Lemonier, CB Kevin McGill, FB Gabe Nabers, T Ryan Roberts, WR Dalton Schoen, DT TJ Smith and CB Donte Vaughn.	Sept. 24	Signed S Jahleel Addae to practice squad.	Nov. 16	Reverted DB Quenton Meeks to practice squad. Signed RB Derrick Gore and WR John Hurst to practice squad.
May 4	Signed LB Romeo Finley and TE Jared Rice.	Sept. 26	Signed G Ryan Groy, LB Malik Jefferson and DE Jessie Lemonier to active roster. Placed LB Asmar Bilal, DE Melvin Ingram III and DT Justin Jones on Reserve/Injured. Activated S Jahleel Addae and RB Darius Bradwell from practice squad.		
May 5	Signed RB Derrick Gore.	Sept. 28	Reverted S Jahleel Addae and RB Darius Bradwell to practice squad.		
May 20	Signed G Ryan Groy.	Sept. 29	Signed S Jahleel Addae to active roster. Placed CB Chris Harris Jr. on Reserve/Injured. Signed DE Joe Gaziano to practice squad.		
June 2	Signed NT Damion Square.	Sept. 30	Signed LB B.J. Bello to practice squad.		
July 26	Signed S Alohi Gilman, QB Justin Herbert, WR KJ Hill, RB Joshua Kelley and WR Joe Reed.	Oct. 1	Signed G Ryan Hunter to practice squad.		
July 30	Signed LB Kenneth Murray Jr.	Oct. 3	Activated WR Tyron Johnson and C/G Cole Toner from practice squad.		
Aug. 1	Signed DE Joey Bosa to contract extension. Waived DT P.J. Johnson, G Koda Martin, WR Andre Patton, TE Jared Rice, S Roderic Teamer and TE Andrew Vollert.	Oct. 5	Reverted WR Tyron Johnson and C/G Cole Toner to practice squad.		
Sept. 5	Signed WR Keenan Allen to contract extension. Placed S Derwin James Jr., on Reserve/Injured. Released G Ryan Groy, WR Darius Jennings and C/G Cole Toner. Waived LB Asmar Bilal, RB Darius Bradwell, CB John Brannon, LB Cole Christiansen, WR Jeff Cotton, G Josh Dunlop, NT Breiden Fehoko, LB Romeo Finley, DE Joe Gaziano, G Nate Gilliam, RB Derrick Gore, FB Bobby Holly, LB Malik Jefferson, WR Tyron Johnson, DE Jessie Lemonier, CB Kevin McGill, DB Quenton Meeks, FB Gabe Nabers, T Ryan Roberts, WR Dalton Schoen, T Trent Scott, DT TJ Smith and CB Donte Vaughn.	Oct. 8	Signed DT Lee Autry to practice squad.		
		Oct. 9	Signed WR Tyron Johnson to active roster. Placed RB Austin Ekeler on Reserve/Injured. Signed RB Kalen Ballage to practice squad.		
		Oct. 12	Activated DE Joe Gaziano and RB Troymaine Pope from practice squad.		
		Oct. 13	Reverted DE Joe Gaziano and RB Troymaine Pope to practice squad.		
		Oct. 19	Transitioned DE Melvin Ingram III and DT Justin Jones to Reserve/Injured; Designated for Return.		

MEDIA INFORMATION



GAME-DAY MEDIA PARKING: Media attending Chargers home games have been assigned reserved areas to park at SoFi Stadium. Please refer to the map on the back of your assigned parking permit. Media must park in the assigned area and display parking permits at all times. As a reminder, parking is limited and is being provided as a courtesy.

MEDIA ENTRANCE: All credentialed media must enter through SE Media Gate and are subject to search procedures. Please be prepared to open all cases and bags for inspection by stadium security personnel. All items will be inspected and tagged for security purposes. Please make sure bags are identifiable and limit carry-in items to only what is necessary. Remove any security tags from prior games.

PRESS WILL CALL
Press Will Call is located at the SE Media Gate between entries 10 & 11.

PRESS BOX
The press box is located on Level 7 in the SW corner of the stadium. The press box is equipped with wireless internet. Contact the Chargers' communications staff for additional support.

CHARGERS.COM AND CHARGERS.COM/MEDIA
Chargers.com features the latest news on the Los Angeles Chargers, including player features. The site also includes player bios, rosters, the depth chart, transactions and more. It is the quickest and easiest way to find the latest information on the Los Angeles Chargers.

Chargers.com/media is available to assist media with coverage leading up to each game of the 2020 season. The media site contains a digital copy of the 2020 Los Angeles Chargers Media Guide, game releases, news releases, credential request forms and transcripts. Credential requests must be submitted by the sports director, sports editor or photo editor to be considered. The site is password protected and can be accessed with chargersmedia.

LOS ANGELES CHARGERS COMMUNICATIONS CONTACTS

NAME	TITLE	CELL PHONE	EMAIL
Josh Rupprecht	Vice President, Communications	310.694.6122	Josh.Rupprecht@chargers.nfl.com
Jennifer Rojas	Senior Manager, Corporate Communications & Alumni Affairs	858.229.1958	Jennifer.Rojas@chargers.nfl.com
Jamaal LaFrance	Senior Manager, Communications	858.353.3556	Jamaal.LaFrance@chargers.nfl.com
Brock Anderson	Coordinator, Football Communications	720.472.0465	Brock.Anderson@chargers.nfl.com
Danny Markino	Coordinator, Football Communications	330.806.3950	Danny.Markino@chargers.nfl.com
Lauren Meyer	Coordinator, Corporate Communications & Alumni Affairs	760.519.4494	Lauren.Meyer@chargers.nfl.com
Ana Spanos	Coordinator, Corporate Communications & Alumni Affairs	209.990.2700	Ana.Spanos@chargers.nfl.com



SUPPLEMENTAL
STATS

ALL-TIME SERIES HISTORY

Franchise	REGULAR SEASON						POSTSEASON					PRESEASON		
	W	L	T	Pct.	PF	PA	W	L	Pct.	PF	PA	W	L	T
Arizona Cardinals ¹	10	4	0	.714	367	277	0	0	—			14	11	0
Atlanta Falcons	2	8	0	.200	130	213	0	0	—			4	2	0
Baltimore Ravens	5	7	0	.417	236	253	1	0	1.000	23	17	0	0	0
Buffalo Bills	24	10	2	.706	899	609	1	2	.333	27	57	0	1	0
Carolina Panthers	1	6	0	.143	109	168	0	0	—			0	0	0
Chicago Bears	6	7	0	.462	249	220	0	0	—			4	3	0
Cincinnati Bengals	21	14	0	.600	830	756	1	1	.500	34	37	0	0	0
Cleveland Browns ²	17	9	1	.648	650	512	0	0	—			1	0	1
Dallas Cowboys	5	6	0	.455	261	256	0	0	—			9	7	0
Denver Broncos	52	68	1	.433	2,603	2,577	0	1	.000	17	24	5	2	0
Detroit Lions	7	5	0	.583	254	263	0	0	—			0	1	0
Green Bay Packers	2	10	0	.167	212	353	0	0	—			2	1	1
Houston Texans	5	2	0	.714	184	127	0	0	—			1	0	0
Indianapolis Colts ³	17	10	0	.630	646	473	2	1	.667	71	76	2	2	0
Jacksonville Jaguars	9	3	0	.750	375	217	0	0	—			0	0	0
Kansas City Chiefs ⁴	55	64	1	.462	2,421	2,664	1	0	1.000	17	0	5	2	0
Las Vegas Raiders ⁵	54	65	2	.454	2,622	2,644	0	1	.000	27	34	7	7	0
Los Angeles Rams ⁶	5	7	0	.417	313	325	0	0	—			19	18	0
Miami Dolphins	14	17	0	.452	696	685	2	2	.500	76	124	3	1	0
Minnesota Vikings	6	7	0	.462	310	318	0	0	—			3	11	1
New England Patriots ⁷	14	22	2	.389	747	904	1	3	.250	112	96	5	2	0
New Orleans Saints	7	6	0	.538	350	264	0	0	—			4	5	0
New York Giants	7	5	0	.583	319	281	0	0	—			5	3	0
New York Jets ⁸	22	12	1	.647	996	705	0	2	.000	31	37	4	2	1
Philadelphia Eagles	7	5	0	.583	235	242	0	0	—			3	1	0
Pittsburgh Steelers	8	23	0	.258	575	797	2	1	.667	72	76	1	2	0
San Francisco 49ers	8	6	0	.571	323	374	0	1	.000	26	49	22	26	0
Seattle Seahawks	25	26	0	.490	1,067	1,066	0	0	—			5	12	0
Tampa Bay Buccaneers	8	4	0	.667	331	250	0	0	—			0	0	0
Tennessee Titans ⁹	27	15	1	.643	1,108	944	1	3	.250	50	57	7	3	0
Washington Football Team ¹⁰	4	7	0	.364	239	268	0	0	—			1	0	0
ALL-TIME TOTALS	454	460	11	.497	20,657	20,005	12	18	.400	583	684	136	125	4

Note: Prior to 1972, tie games were not included in winning percentage.

1—Known as St. Louis Cardinals (1960-87) and Phoenix Cardinals (1988-93)

2—Did not play from 1996-98 after relocation to Baltimore, but rejoined as an expansion franchise in 1999

3—Known as Baltimore Colts (1960-83)

4—Known as Dallas Texans (1960-62)

5—Known as Los Angeles Rams (1960-94 and 2016-present) and St. Louis Rams (1995-2015)

6—Known as Boston Patriots (1960-70)

7—Known as Titans of New York (1960-62)

8—Known as Oakland Raiders (1960-81 and 1995-present) and Los Angeles Raiders (1982-94)

9—Known as Houston Oilers (1960-96) and Tennessee Oilers (1997-98)

10—Known as Washington Redskins (1960-2019)

CHARGERS RECORD WHEN . . .

	-- 2020 Season --			-- 2017-Present --			-- 2000-Present --		
	Home	Road	Overall	Home	Road	Overall	Home	Road	Overall
Overall	1-3	1-4	2-7	13-15	15-14	28-29	92-72	72-93	164-165
On Grass	0-0	0-3	0-3	12-12	9-11	21-23	91-69	51-66	142-135
On Artificial Surfaces	1-3	1-1	2-4	1-3	6-3	7-6	1-3	21-27	22-30
In Indoor Stadiums	0-0	0-1	0-1	0-0	1-2	1-2	0-0	7-11	7-11
In Open-Air Stadiums	1-3	1-3	2-6	13-15	14-12	27-27	92-72	65-82	157-154
When Winning the Coin Toss	1-2	1-3	2-5	8-8	6-6	14-14	54-30	36-44	90-74
When Losing the Coin Toss	0-1	0-1	0-2	6-7	9-8	15-15	39-41	36-49	75-90
When Receiving the Opening Kick	0-2	0-2	0-4	6-11	9-9	15-20	47-38	33-48	80-86
vs. Division Opponents*	0-2	0-1	0-3	3-8	4-6	7-14	33-31	25-38	58-69
vs. AFC (since 1970 NFL-AFL merger)	1-2	1-2	2-4	9-12	11-10	20-22	68-55	55-68	123-123
vs. NFC (since 1970 NFL-AFL merger)	0-1	0-2	0-3	4-3	4-4	8-7	24-17	17-25	41-42
In August/September**	0-2	1-0	1-2	2-6	3-3	5-9	20-17	14-21	34-38
In October	1-0	0-2	1-2	4-3	4-4	8-7	23-14	16-29	39-43
In November	0-1	0-2	0-3	3-3	3-4	6-7	21-19	17-22	38-41
In December	0-0	0-0	0-0	4-3	5-3	9-6	26-21	23-20	49-41
In January	0-0	0-0	0-0	0-0	0-0	0-0	2-1	2-1	4-2
During Day Games	1-3	1-3	2-6	13-12	13-10	26-22	76-57	60-80	136-137
During Night Games	0-0	0-1	0-1	0-3	2-4	2-7	16-15	12-13	28-28
Outdoor Games with a Temperature < 40° F	0-0	0-0	0-0	0-0	1-1	1-1	0-0	12-12	12-12
Outdoor Games with a Temperature > 80° F	0-0	1-1	1-1	2-4	3-1	5-5	11-11	5-5	15-15
On Thursday	0-0	0-0	0-0	0-0	2-1	2-1	4-1	3-3	7-4
On Friday	0-0	0-0	0-0	0-0	0-0	0-0	0-0	1-0	1-0
On Saturday	0-0	0-0	0-0	0-1	0-1	0-2	0-3	1-4	1-7
On Sunday/Early Games (Before 3 p.m. ET)	0-0	0-1	0-1	1-0	6-5	7-5	1-0	36-44	37-44
On Sunday/Late Afternoon Games (3-6 p.m. ET)	1-3	1-2	2-5	12-12	6-5	18-17	75-56	24-33	99-89
On Sunday/Night Games (After 6 p.m. ET)	0-0	0-0	0-0	0-1	1-0	1-1	8-5	3-4	11-9
On Monday	0-0	0-1	0-1	0-1	0-2	0-3	4-7	4-5	8-12
When Scoring First	1-1	0-1	1-2	10-4	7-3	17-7	69-30	40-26	109-56
When Opponent Scores First	0-2	1-3	1-5	3-11	8-11	11-22	23-42	32-67	55-109
In Overtime Games	0-1	0-1	0-2	1-1	0-2	1-3	4-5	5-11	9-15
When Leading after First Quarter	1-1	0-2	1-3	9-4	4-4	13-8	65-20	31-21	96-41
When Leading at Halftime	1-2	0-3	1-5	12-5	10-5	22-10	71-22	48-26	119-48
When Leading after Third Quarter	1-1	0-3	1-4	13-3	10-4	23-7	80-17	48-25	128-42
When Trailing after First Quarter	0-2	1-2	1-4	2-11	7-9	9-20	12-42	24-48	36-90
When Trailing at Halftime	0-1	1-1	1-2	0-10	5-8	5-18	12-44	20-62	32-106
When Trailing after Third Quarter	0-2	1-1	1-3	0-12	5-8	5-20	9-54	18-62	27-116
When Tied at Halftime	0-0	0-0	0-0	1-0	0-1	1-1	9-6	4-6	13-12
When Tied after the Third Quarter	0-0	0-0	0-0	0-0	0-2	0-2	3-1	6-6	9-7
When Chargers had 100-yard Rusher	0-0	0-0	0-0	1-0	4-2	5-2	32-4	32-10	64-14
When Chargers had 100-yard Receiver	1-2	0-1	1-3	8-9	5-3	13-12	38-24	25-27	63-51
When Chargers had 300-yard Passer	1-3	0-0	1-3	7-11	4-1	11-12	25-22	20-22	45-45
When Opponent had 100-yard Rusher	1-0	0-1	1-1	5-4	2-4	7-8	7-16	12-26	19-42
When Opponent had 100-yard Receiver	0-0	0-2	0-2	3-2	1-4	4-6	27-23	14-36	41-59
When Opponent had 300-yard Passer	0-1	0-2	0-3	0-2	0-5	0-7	19-12	7-30	26-42
With a Positive Turnover Margin	1-0	1-1	2-1	8-0	11-2	19-2	59-9	46-16	105-25
With a Negative Turnover Margin	0-2	0-2	0-4	1-11	1-7	2-18	14-48	15-57	29-105
With an Even Turnover Margin	0-1	0-1	0-2	4-4	3-5	7-9	17-15	11-20	28-35
With a +3 or higher Turnover Margin	0-0	0-0	0-0	2-0	1-0	3-0	14-1	12-1	26-2
With a +2 Turnover Margin	0-0	1-0	1-0	3-0	3-0	6-0	26-2	13-4	39-6
With a +1 Turnover Margin	1-0	0-1	1-1	3-0	7-2	10-2	19-7	21-11	40-18
With a -1 Turnover Margin	0-1	0-2	0-3	0-3	0-5	0-8	11-18	9-26	20-44
With a -2 Turnover Margin	0-0	0-0	0-0	1-4	1-0	2-4	3-13	5-15	8-28
With a -3 or lower Turnover Margin	0-1	0-0	0-1	0-4	0-2	0-6	2-16	1-16	3-32
When Recording 0 Takeaways	0-2	0-0	0-2	3-8	2-3	5-11	9-26	9-30	18-55
When Recording 1 Takeaway	1-1	0-4	1-5	4-6	4-7	8-13	29-27	25-34	54-61
When Recording 2-plus Takeaways	0-0	1-0	1-0	6-1	9-4	15-5	54-19	38-29	92-48
When Recording 0 Giveaways	1-0	1-1	2-1	9-2	8-1	17-3	36-7	34-7	70-14
When Recording 1 Giveaway	0-2	0-1	0-3	3-4	5-4	8-8	31-15	18-26	49-41
When Recording 2-plus Giveaways	0-1	0-2	0-3	1-9	2-9	3-18	24-51	22-58	45-110
When Recording 0 Interceptions	1-2	0-1	1-3	5-10	3-4	8-14	23-40	17-44	40-84
When Recording 1 Interception	0-0	1-3	1-3	6-4	8-8	14-12	33-23	33-39	66-62
When Recording 2-plus Interceptions	0-0	0-0	0-0	2-0	4-2	6-2	36-8	22-10	58-18
When Throwing 0 Interceptions	1-1	1-1	2-2	9-5	9-3	18-8	50-16	43-22	93-38
When Throwing 1 Interception	0-2	0-2	0-4	4-3	4-7	8-10	29-25	20-38	49-63
When Throwing 2-plus Interceptions	0-0	0-1	0-1	0-7	2-4	2-11	13-31	9-33	22-64
When Recovering 0 Fumbles	0-2	0-3	0-5	7-11	9-11	16-22	40-45	37-59	77-104
When Recovering 1 Fumble	1-1	1-1	2-2	5-4	4-3	9-7	44-22	25-27	69-49
When Recovering 2-plus Fumbles	0-0	0-0	0-0	1-0	2-0	3-0	8-5	10-7	18-13
When Losing 0 Fumbles	1-1	1-3	2-4	11-6	13-7	24-13	55-34	52-36	107-70
When Losing 1 Fumble	0-1	0-1	0-2	2-7	1-6	3-13	30-25	15-38	45-63
When Losing 2-plus Fumbles	0-1	0-0	0-1	0-2	1-1	1-3	6-14	5-19	11-33

Note: Home and Road indicate status as home or road team even in neutral site and international games.

*All games against divisional opponents from AFL West and AFC West (with exception of 1982 strike-shortened year): Cincinnati Bengals (1968-69), Dallas Texans (1960-62), Denver Broncos (1960-present), Kansas City Chiefs (1963-present), Los Angeles Raiders (1982-94), Oakland Raiders (1960-81 and 1995-present), Seattle Seahawks (1977-2001) and Tampa Bay Buccaneers (1976).

**Had one August regular-season game in team history, a 41-7 road loss to the New England Patriots on Aug. 31, 1997.

THE LAST TIME . . .

Regular season games only

RUSHING

200 Yards Rushing, Individual

CHARGERS — LaDainian Tomlinson, Dec. 28, 2003, vs. Oakland (243 yards)
OPPONENT — Adrian Peterson, Nov. 4, 2007, at Minnesota (296 yards)

100 Yards Rushing, Individual

CHARGERS — Austin Ekeler, Dec. 8, 2019, at Jacksonville (101 yards)
OPPONENT — James Robinson, Oct. 25, 2020, vs. Jacksonville (119 yards)

100 Yards Rushing, One Half, Individual

CHARGERS — Melvin Gordon, Oct. 29, 2017, at New England (113 yards in first half)
OPPONENT — Marlon Mack, Sept. 8, 2019, vs. Colts (153 yards in second half)

Two 100-Yard Rushers

CHARGERS — Darren Sproles (122 yards) and LaDainian Tomlinson (116 yards), Dec. 16, 2007, vs. Detroit
OPPONENT — Frank Gore (158 yards) and Colin Kaepernick (151 yards), Dec. 20, 2014, at San Francisco

Four Touchdowns Rushing, Individual

CHARGERS — LaDainian Tomlinson, Oct. 14, 2007, vs. Oakland (3, 27, 13, 41 yards)
OPPONENT — Never

Three Touchdowns Rushing, Individual

CHARGERS — Melvin Gordon, Oct. 15, 2018, at Cleveland (4, 10, 11 yards)
OPPONENT — Darrel Young, Nov. 3, 2013, at Washington (1, 1, 4 yards)

Two Touchdowns Rushing, Individual

CHARGERS — Melvin Gordon, Dec. 22, 2019, vs. Oakland (1, 1 yards)
OPPONENT — Mike Boone, Dec. 15, 2019, vs. Minnesota (8, 2 yards)

PASSING

500 Yards Passing, Individual

CHARGERS — Philip Rivers, Oct. 18, 2015, at Green Bay (503 yards)
OPPONENT — Never

400 Yards Passing, Individual

CHARGERS — Philip Rivers, Nov. 18, 2018, vs. Denver (401 yards)
OPPONENT — Michael Vick, Sept. 15, 2013, at Philadelphia (428 yards)

300 Yards Passing, Individual

CHARGERS — Justin Herbert, Nov. 8, 2020, vs. Las Vegas (326 yards)
OPPONENT — Tom Brady, Oct. 4, 2020, at Tampa Bay (369 yards)

Six Touchdown Passes, Individual

CHARGERS — Dan Fouts, Nov. 22, 1981, at Oakland (12, 15, 29, 4, 5, 6 yards)
OPPONENT — Never

Five Touchdown Passes, Individual

CHARGERS — Drew Brees, Oct. 31, 2004, vs. Oakland (17, 13, 23, 5, 1 yards)
OPPONENT — Tom Brady, Oct. 4, 2020, at Tampa Bay (3, 6, 28, 19, 9 yards)

Four Touchdown Passes, Individual

CHARGERS — Justin Herbert, Oct. 12, 2020, at New Orleans (17, 4, 3, 64 yards)
OPPONENT — Patrick Mahomes, Sept. 9, 2018, vs. Kansas City (58, 1, 36, 1 yards)

Three Touchdown Passes, Individual

CHARGERS — Justin Herbert, Nov. 1, 2020, at Denver (9, 2, 24 yards)
OPPONENT — Drew Lock, Nov. 1, 2020, at Denver (9, 40, 1 yards)

Six Interceptions Thrown, Individual

CHARGERS — Ed Luther, Oct. 31, 1983, vs. Washington
OPPONENT — Peyton Manning, Nov. 11, 2007, vs. Indianapolis

Five Interceptions Thrown, Individual

CHARGERS — Craig Whelihan, Dec. 13, 1998, at Seattle
OPPONENT — Nathan Peterman, Nov. 19, 2017, vs. Buffalo

Four Interceptions Thrown, Individual

CHARGERS — Philip Rivers, Nov. 18, 2019, vs. Kansas City
OPPONENT — Nathan Peterman, Nov. 19, 2017, vs. Buffalo

RECEIVING

10 or More Receptions, Individual

CHARGERS — Keenan Allen, Oct. 25, 2020, vs. Jacksonville (10 receptions)
OPPONENT — Robert Woods, Sept. 23, 2018, at L.A. Rams (10 receptions)

200 Yards Receiving, Individual

CHARGERS — Malcom Floyd, Oct. 10, 2010, at Oakland (213 yards)
OPPONENT — Chad Johnson, Nov. 12, 2006, at Cincinnati (260 yards)

100 Yards Receiving, Individual

CHARGERS — Keenan Allen, Nov. 8, 2020, vs. Las Vegas (103 yards)
OPPONENT — Mike Evans, Oct. 4, 2020, at Tampa Bay (122 yards)

100 Yards Receiving, One Half, Individual

CHARGERS — Mike Williams, Oct. 12, 2020, at New Orleans (102 yards in 2nd half)
OPPONENT — Antonio Brown, Dec. 2, 2018, at Pittsburgh (117 yards in 1st half)

Two 100-Yard Receivers

CHARGERS — Keenan Allen (108 yards) and Melvin Gordon (102 yards), Sept. 9, 2018, vs. Kansas City
OPPONENT — Emmanuel Sanders (120 yards) and Demaryius Thomas (105 yards), Oct. 23, 2014, at Denver

Five Touchdown Receptions, Individual

CHARGERS — Kellen Winslow, Nov. 22, 1981, at Oakland (15, 29, 4, 5, 3 yards)
OPPONENT — Never

Four Touchdown Receptions, Individual

CHARGERS — Kellen Winslow, Nov. 22, 1981, at Oakland (15, 29, 4, 5, 3 yards)
OPPONENT — Daryl Turner, Sept. 15, 1985, vs. Seattle (34, 15, 30, 7 yards)

Three Touchdown Receptions, Individual

CHARGERS — Danny Woodhead, Dec. 20, 2015, vs. Miami (20, 9, 9 yards)
OPPONENT — Emmanuel Sanders, Oct. 23, 2014, at Denver (2, 31, 3 yards)

Two Touchdown Receptions, Individual

CHARGERS — Mike Williams, Oct. 12, 2020, at New Orleans (4, 64 yards)
OPPONENT — Courtland Sutton, Dec. 1, 2019, at Denver (26, 5 yards)

COMBINATION

100 Yards Rushing and Receiving, Individual

CHARGERS — Austin Ekeler, Dec. 8, 2019, at Jacksonville (101 yards rushing, 112 yards receiving)
OPPONENT — Essex Johnson, Sept. 30, 1973, vs. Cincinnati (121 yards rushing, 116 yards receiving)

300-Yard Passer, 100-Yard Rusher and 100-Yard Receiver

CHARGERS — Philip Rivers (314 yards passing), Austin Ekeler (101 yards rushing) and Austin Ekeler (112 yards receiving), Dec. 8, 2019, at Jacksonville
OPPONENT — Tom Brady (369 yards passing), Ronald Jones II (111 yards rushing) and Mike Evans (122 yards receiving), Oct. 4, 2020, at Tampa Bay

INTERCEPTIONS

Four Interceptions, Individual

CHARGERS — Never
OPPONENT — Kwamie Lassiter, Dec., 17, 1998, at Arizona

Three Interceptions, Individual

CHARGERS — Antonio Cromartie, Nov. 11, 2007, vs. Indianapolis
OPPONENT — Kwamie Lassiter, Dec., 17, 1998, at Arizona

Two Interceptions, Individual

CHARGERS — Desmond King, Oct. 15, 2018, at Cleveland
OPPONENT — Erik Harris, Nov. 7, 2019, at Oakland

Interception Returned for Touchdown

CHARGERS — Michael Davis, Oct. 4, 2020, at Tampa Bay (78 yards; Tom Brady, passer)
OPPONENT — Erik Harris, Nov. 7, 2019, at Oakland (56 yards; Philip Rivers, passer)

SACKS

Five Sacks, Individual

CHARGERS — Leslie O'Neal, Nov. 16, 1986, vs. Dallas
OPPONENT — Never

Four-and-One-Half Sacks, Individual

CHARGERS — Leslie O'Neal, Nov. 16, 1986, vs. Dallas
OPPONENT — Hugh Douglas, Oct. 18, 1998, vs. Philadelphia

Four Sacks, Individual

CHARGERS — Antwan Barnes, Dec. 18, 2011, vs. Baltimore
OPPONENT — Justin Houston, Dec. 28, 2014, at Kansas City

Three-and-One-Half Sacks, Individual

CHARGERS — Kendall Reyes, Dec. 23, 2012, at New York Jets
OPPONENT — Justin Houston, Dec. 28, 2014, at Kansas City

Three Sacks, Individual

CHARGERS — Melvin Ingram, Sept. 24, 2017, vs. Kansas City
OPPONENT — Dee Ford, Dec. 13, 2015, at Kansas City

Two-and-One-Half Sacks, Individual

CHARGERS — Desmond King, Sept. 29, 2019, at Dolphins
OPPONENT — Clelin Ferrell, Nov. 7, 2019, at Oakland

Two Sacks, Individual

CHARGERS — Joey Bosa, Dec. 8, 2019, at Jacksonville
OPPONENT — Derek Wolfe, Dec. 1, 2019, at Denver

TOUCHDOWNS

Five Touchdowns, Individual

CHARGERS — Kellen Winslow, Nov. 22, 1981, at Oakland
(15-, 29-, 4-, 5-, 3-yard receptions)
OPPONENT — Never

Four Touchdowns, Individual

CHARGERS — Danny Woodhead, Dec. 20, 2015, vs. Miami
(2-yard run; 20-, 9-, 9-yard receptions)
OPPONENT — Harvey Williams, Nov. 16, 1997, vs. Oakland
(1-, 1-yard runs; 8-, 32-yard receptions)

Three Touchdowns, Individual

CHARGERS — Austin Ekeler, Sept. 8, 2019, vs. Colts
(1-, 55-yard receptions; 7-yard run)
OPPONENT — Tyreek Hill, Sept. 9, 2018, vs. Kansas City
(91-yard punt return; 58-, 1-yard receptions)

FIELD GOALS/PATS

Six Field Goals Made, Individual

CHARGERS — Greg Davis, Oct. 5, 1997, at Oakland (30, 22, 38, 43, 33, 33 yards)
OPPONENT — Phil Dawson, Nov. 5, 2006, vs. Cleveland (37, 20, 42, 30, 36, 35 yards)

Five Field Goals Made, Individual

CHARGERS — Nate Kaeding, Sept. 10, 2012, at Oakland (23, 28, 19, 41, 45 yards)
OPPONENT — Joey Slye, Sept. 27, 2020, vs. Carolina (29, 24, 30, 22, 31 yards)

Four Field Goals Made, Individual

CHARGERS — Michael Badgley, Nov. 3, 2019, vs. G.B. (29, 40, 34, 43 yards)
OPPONENT — Dan Bailey, Dec. 15, 2019, vs. Minnesota (26, 44, 38, 27 yards)

50-Yard Field Goal, Individual

CHARGERS — Michael Badgley, Nov. 1, 2020, at Denver (52 yards)
OPPONENT — Jason Sanders, Nov. 15, 2020, at Miami (50 yards)

Blocked Field-Goal Attempt

CHARGERS — Darrell Stuckey, Nov. 23, 2014, vs. St. Louis
(46-yard Greg Zuerlein attempt)
OPPONENT — Dre'Mont Jones, Oct. 6, 2019, vs. Broncos
(48-yard Chase McLaughlin attempt)

Two-Point Conversion

CHARGERS — Hunter Henry (Rivers), Nov. 18, 2019, vs. Kansas City
OPPONENT — Mecole Hardman (Mahomes), Sept. 20, 2020, vs. Kansas City

Point After Touchdown Missed

CHARGERS — Michael Badgley, Oct. 25, 2020, vs. Jacksonville
(1st attempt, wide left)
OPPONENT — Daniel Carlson, Nov. 7, 2019, at Oakland (3rd attempt, wide right)

Blocked Point After Touchdown

CHARGERS — Isaac Rochell, Sept. 27, 2020, vs. Carolina (J.Slye, first attempt)
OPPONENT — Denico Autry, Dec. 31, 2017, vs. Oakland (Nick Rose, third attempt)

PUNTING

80-Yard Punt

CHARGERS — Never
OPPONENT — Dustin Colquitt, Dec. 2, 2007, at Kansas City (81 yards)

70-Yard Punt

CHARGERS — Mike Scifres, Sept. 21, 2014, at Buffalo (72 yards)
OPPONENT — Kevin Huber, Sept. 13, 2020, at Cincinnati (70 yards)

60-Yard Punt

CHARGERS — Ty Long, Oct. 4, 2020, at Tampa Bay (61 yards)
OPPONENT — Matt Haack, Nov. 15, 2020, at Miami (62 yards)

Blocked Punt

CHARGERS — Jeremiah Attaochu, Sept. 8, 2014, at Arizona (Drew Butler, punter)
OPPONENT — Andrew Van Ginkel, Nov. 15, 2020, at Miami (Ty Long, punter)

10 or More Punts, Individual

CHARGERS — Drew Kaser, Nov. 12, 2017, at Jacksonville (10 punts for 485 yds)
OPPONENT — Chad Stanley, Sept. 15, 2002, vs. Houston (10 punts for 406 yds)

No Punts

CHARGERS — Sept. 29, 2019, at Miami Dolphins
OPPONENT — Nov. 7, 1976, vs. Baltimore Colts

OTHER SPECIAL TEAMS

Kickoff Returned for Touchdown

CHARGERS — Michael Spurlock, Dec. 30, 2012, vs. Oakland (99 yards)
OPPONENT — Percy Harvin, Sept. 11, 2011, vs. Minnesota (103 yards)

Punt Returned for Touchdown

CHARGERS — Desmond King, Oct. 6, 2019, vs. Broncos (68 yards)
OPPONENT — Tyreek Hill, Sept. 9, 2018, vs. Kansas City (91 yards)

Blocked Punt Returned for Touchdown

CHARGERS — Jacob Hester, Oct. 25, 2009, at Kansas City (Recovered in end zone after Hester blocked Dustin Colquitt punt)
OPPONENT — Daniel Thomas, Oct. 25, 2020, vs. Jacksonville (Recovered own blocked Ty Long punt, returned recovery 16 yards for TD)

Recovered Own Outside Kick Attempt

CHARGERS — Darrell Stuckey, Nov. 18, 2012, at Denver (Nick Novak, kicker)
OPPONENT — Jonathan Grimes, Nov. 27, 2016, at Houston (Nick Novak, kicker)

OTHER DEFENSE

Shutout Posted

CHARGERS — Oct. 22, 2017, vs. Denver Broncos (21-0 Chargers win)
OPPONENT — Nov. 2, 2014, at Miami (37-0 Miami win)

Fumble Returned for Touchdown

CHARGERS — Kyle Emanuel, Dec. 30, 2018, at Denver (18 yards)
OPPONENT — Ifeadi Odenigbo, Dec. 15, 2019, vs. Minnesota (56 yards)

Safety Scored

CHARGERS — Oct. 13, 2016, vs. Denver (Penalty on Russell Okung in end zone)
OPPONENT — Oct. 29, 2017, at New England (Travis Benjamin tackled in end zone on punt return)

MISCELLANEOUS

No Penalties

CHARGERS — Oct. 9, 2011, at Denver
OPPONENT — Dec. 4, 2005, vs. Oakland

Game Without Touchdown

CHARGERS — Dec. 13, 2015, at Kansas City
OPPONENT — Oct. 22, 2017, vs. Denver

50 Points, Game

CHARGERS — 54, Nov. 19, 2017, vs. Buffalo
OPPONENT — 57, Oct. 1, 2000, at St. Louis

40 Points, Game

CHARGERS — 45, Nov. 25, 2018, vs. Arizona
OPPONENT — 45, Nov. 6, 2011, vs. Green Bay

600 Yards Total Offense, Game

CHARGERS — 661, Dec. 20, 1982, vs. Cincinnati
OPPONENT — 614, Oct. 1, 2000 at St. Louis

500 Yards Total Offense, Game

CHARGERS — 525, Dec. 8, 2019, at Jacksonville
OPPONENT — 521, Sep. 23, 2018, at Rams

STANDINGS || CAPTAINS || TIME SPENT IN LEAD

2020 NFL STANDINGS

AFC East

Team	W	L	T	Pct.	PF	PA	Home	Road	Div	AFC	NFC
Buf.	7	3	0	.700	272	265	4-1	3-2	4-0	5-2	2-1
Mia.	6	3	0	.667	251	182	3-2	3-1	1-2	3-2	3-1
N.E.	4	5	0	.444	189	211	3-2	1-3	2-1	4-3	0-2
NYJ	0	9	0	.000	121	268	0-5	0-4	0-4	0-7	0-2

AFC North

Team	W	L	T	Pct.	PF	PA	Home	Road	Div	AFC	NFC
Pit.	9	0	0	1.000	271	171	5-0	4-0	3-0	6-0	3-0
Bal.	6	3	0	.667	244	165	2-2	4-1	2-1	4-3	2-0
Cle.	6	3	0	.667	216	244	4-1	2-2	2-2	4-3	2-0
Cin.	2	6	1	.278	204	250	2-2	0-4-1	0-4	2-6	0-0-1

AFC South

Team	W	L	T	Pct.	PF	PA	Home	Road	Div	AFC	NFC
Ind.	6	3	0	.667	242	177	3-1	3-2	1-1	3-3	3-0
Ten.	6	3	0	.667	249	235	4-2	2-1	2-1	4-3	2-0
Hou.	2	7	0	.222	200	252	1-3	1-4	2-1	2-5	0-2
Jax.	1	8	0	.111	199	271	1-3	0-5	1-3	1-6	0-2

AFC West

Team	W	L	T	Pct.	PF	PA	Home	Road	Div	AFC	NFC
K.C.	8	1	0	.889	286	183	4-1	4-0	2-1	7-1	1-0
L.V.	6	3	0	.667	255	241	2-2	4-1	3-0	4-2	2-1
Den.	3	6	0	.333	186	254	1-3	2-3	1-2	3-4	0-2
LAC	2	7	0	.222	226	245	1-3	1-4	0-3	2-4	0-3

NFC East

Team	W	L	T	Pct.	PF	PA	Home	Road	Div	NFC	AFC
Phi.	3	5	1	.389	203	232	2-2-1	1-3	2-2	3-3	0-2-1
NYG	3	7	0	.300	195	236	2-3	1-4	3-2	3-6	0-1
Was.	2	7	0	.222	180	218	2-3	0-4	2-2	2-5	0-2
Dal.	2	7	0	.222	204	290	2-3	0-4	1-2	2-5	0-2

NFC North

Team	W	L	T	Pct.	PF	PA	Home	Road	Div	NFC	AFC
G.B.	7	2	0	.778	277	224	3-1	4-1	2-1	5-2	2-0
Chi.	5	5	0	.500	191	209	2-3	3-2	1-1	5-3	0-2
Min.	4	5	0	.444	236	247	1-3	3-2	3-1	3-3	1-2
Det.	4	5	0	.444	227	267	1-3	3-2	0-3	3-4	1-1

NFC South

Team	W	L	T	Pct.	PF	PA	Home	Road	Div	NFC	AFC
N.O.	7	2	0	.778	271	213	4-1	3-1	3-0	6-1	1-1
T.B.	7	3	0	.700	296	226	3-1	4-2	2-2	4-3	3-0
Atl.	3	6	0	.333	243	251	1-4	2-2	1-1	2-6	1-0
Car.	3	7	0	.300	233	272	1-4	2-3	1-4	2-5	1-2

NFC West

Team	W	L	T	Pct.	PF	PA	Home	Road	Div	NFC	AFC
Ari.	6	3	0	.667	266	210	3-2	3-1	2-0	4-2	2-1
LAR	6	3	0	.667	216	168	4-0	2-3	1-1	6-1	0-2
Sea.	6	3	0	.667	290	266	4-0	2-3	1-2	4-2	2-1
S.F.	4	6	0	.400	238	234	1-4	3-2	1-2	2-5	2-1

*Clinched Division, First-Round Bye and Home-Field Advantage
 z—Clinched Division and First-Round Bye
 y—Clinched Division
 x—Clinched Playoff Berth

TEAM CAPTAINS

CB Casey Hayward Jr., TE Hunter Henry, DE Melvin Ingram III, C Mike Pouncey and QB Tyrod Taylor were named season-long captains prior to Week 1. After Pouncey was placed on injured reserve on Sept. 17, P Ty Long was selected as a replacement. Each game, an additional player is named as an honorary captain by the coaching staff. All captains in Week 1 were selected for that game by the coaching staff. Below is a list of honorary captains for each game in 2020:

Date	Opponent	Honorary Captain(s)
Sept. 13	at Cincinnati	WR Keenan Allen
Sept. 20	Kansas City	S Rayshawn Jenkins
Sept. 27	Carolina	TE Hunter Henry
Oct. 4	at Tampa Bay	NT Linval Joseph
Oct. 12	at New Orleans	S Rayshawn Jenkins
Oct. 25	Jacksonville	DT Linval Joseph
Nov. 1	at Denver	None
Nov. 8	Las Vegas	None
Nov. 15	at Miami	LB Nick Vigil
Nov. 22	N.Y. Jets	
Nov. 29	at Buffalo	
Dec. 6	New England	
Dec. 13	Atlanta	
Dec. 17	at Las Vegas	
Dec. 26/27	Denver	
Jan. 3	at Kansas City	

TIME SPENT IN THE LEAD

Date	Opponent	Res.	Time with Chargers	
			Leading	Trailing
Sept. 13	at Cincinnati	W, 16-13	8:56	35:01
Sept. 20	Kansas City	L, 23-20 (OT)	56:23	0:00
Sept. 27	Carolina	L, 21-16	6:03	48:17
Oct. 4	at Tampa Bay	L, 38-31	36:58	13:43
Oct. 12	at New Orleans	L, 30-27 (OT)	42:53	0:51
Oct. 25	Jacksonville	W, 39-29	44:30	8:54
Nov. 1	at Denver	L, 31-30	31:48	23:14
Nov. 8	Las Vegas	L, 31-26	1:47	39:51
Nov. 15	at Miami	L, 29-21	0:00	57:54
Nov. 22	N.Y. Jets			
Nov. 29	at Buffalo			
Dec. 6	New England			
Dec. 13	Atlanta			
Dec. 17	at Las Vegas			
Dec. 26/27	Denver			
Jan. 3	at Kansas City			
Season Total			3:49:18	3:47:45
Season Average			25:28	25:18

WEEKLY RANKINGS

2020 WEEKLY NFL RANKINGS

Week	Opp.	Offense			Defense		
		Total	Rush	Pass	Total	Rush	Pass
1	at Cin	18	5	23	8	16	5
2	KC	7	6	12	14	18	12
3	Car	6	6	8	8	11	9
4	at TB	6	12	7	19	T-14	25
5	at NO	12	11	11	19	11	28
6	BYE	9	12	8	22	9	29
7	Jax	4	13	5	19	14	23
8	at Den	2	8	6	18	12	T-21
9	LV	2	8	5	14	15	16
10	at Mia	4	9	7	12	16	16
11	NYJ						
12	at Buf						
13	NE						
14	Atl						
15	at LV						
16	Den						
17	at KC						
Chargers in 2019		10	28	6	6	18	5
Chargers in 2018		11	15	10	9	9	9
Chargers in 2017		4	24	1	15	31	3
Chargers in 2016		14	26	8	16	10	20
Chargers in 2015		9	31	4	20	27	T-14
Chargers in 2014		18	30	10	9	26	4
Chargers in 2013		5	13	4	23	12	29

2020 REGULAR-SEASON RANKINGS

LOS ANGELES CHARGERS (Team)

Category	NFL	AFC
Turnover Margin (-3)	T-22	T-12
Points Scored (25.1)	17	9
Points Allowed (27.2)	22	11
Total Offense (403.7)	4	2
Rushing (131.6)	9	6
Passing (272.1)	7	3
Total Defense (349.8)	12	4
vs. Rush (117.4)	16	6
vs. Pass (232.3)	16	7
Third-Down Offense (44.96%)	8	5
Third-Down Defense (39.50%)	12	5
Red-Zone Offense (62.07%)	19	9
Red-Zone Defense (56.67%)	8	3

LOS ANGELES CHARGERS (Individual)

Category	NFL	AFC
Passing		
Rating: Justin Herbert (102.8)	10	7
Yards: Justin Herbert (2,333)	14	6
Touchdowns: Justin Herbert (19)	8	5
Rushing		
Attempts: Joshua Kelley (98)	24	14
Yards: Joshua Kelley (313)	41	19
Touchdowns: Justin Herbert (3)	T-28	T-11
Receiving		
Receptions: Keenan Allen (65)	4	2
Yards: Keenan Allen (690)	11	3
Touchdowns: Keenan Allen (5)	T-14	T-7
Defense		
Total Tackles: Kyzir White (68)	T-21	T-8
Solo Tackles: Kyzir White (43)	T-26	T-11
INTs: Adderley / Davis / Ingram III / Jenkins (1) ..	T-49	T-26
Sacks: Joey Bosa (4.5)	T-28	11

GAME-BY-GAME STARTERS

OFFENSIVE STARTERS

		WR	WR	TE	LT	LG	C	RG	RT	QB	RB	FB	3WR	2TE
Sept. 13	at Cin	K.Allen	M.Williams	H.Henry	S.Tevi	F.Lamp	D.Feeney	T.St. Louis	B.Bulaga	T.Taylor	A.Ekeler	—	J.Guyton	—
Sept. 20	KC	K.Allen	—	H.Henry	S.Tevi	F.Lamp	D.Feeney	T.Turner	B.Bulaga	J.Herbert	A.Ekeler	G.Nabers	—	V.Green
Sept. 27	Car	K.Allen	M.Williams	H.Henry	S.Tevi	F.Lamp	D.Feeney	T.St. Louis	B.Bulaga	J.Herbert	A.Ekeler	—	J.Guyton	—
Oct. 4	at TB	K.Allen	J.Guyton	H.Henry	S.Tevi	F.Lamp	D.Feeney	R.Groy	T.Pipkins III	J.Herbert	A.Ekeler	—	—	V.Green
Oct. 12	at NO	K.Allen	—	H.Henry	S.Tevi	F.Lamp	D.Feeney	R.Groy	T.Pipkins III	J.Herbert	J.Jackson	G.Nabers	J.Guyton	—
Oct. 25	Jax	M.Williams	—	H.Henry	S.Tevi	F.Lamp	D.Feeney	R.Groy	T.Pipkins III	J.Herbert	J.Jackson	G.Nabers	—	V.Green
Nov. 1	at Den	K.Allen	M.Williams	H.Henry	S.Tevi	F.Lamp	D.Feeney	C.Toner	B.Bulaga	J.Herbert	J.Jackson	—	—	D.Parham
Nov. 8	LV	K.Allen	M.Williams	H.Henry	S.Tevi	F.Lamp	D.Feeney	C.Toner	B.Bulaga	J.Herbert	J.Jackson	—	J.Guyton	—
Nov. 15	at Mia	K.Allen	M.Williams	H.Henry	S.Tevi	F.Lamp	D.Feeney	T.Turner	B.Bulaga	J.Herbert	K.Ballage	—	—	D.Parham
Nov. 22	NYJ													
Nov. 29	at Buf													
Dec. 6	NE													
Dec. 13	Atl													
Dec. 17	at LV													
Dec. 26/27	Den													
Jan. 3	at KC													

DEFENSIVE STARTERS

		DE	NT	DT	DE	LB	LB	LB	LCB	RCB	S	S	3CB	3S
Sept. 13	at Cin	J.Bosa	L.Joseph	J.Jones	M.Ingram	D.Tranquill	K.Murray Jr.	—	M.Davis	C.Hayward	R.Jenkins	D.King II	C.Harris Jr.	—
Sept. 20	KC	J.Bosa	L.Joseph	J.Jones	M.Ingram	K.White	K.Murray Jr.	—	C.Hayward	M.Davis	R.Jenkins	N.Adderley	C.Harris Jr.	—
Sept. 27	Car	J.Bosa	L.Joseph	J.Tillery	U.Nwosu	K.White	K.Murray Jr.	—	M.Davis	C.Hayward	R.Jenkins	N.Adderley	C.Harris Jr.	—
Oct. 4	at TB	J.Bosa	L.Joseph	J.Tillery	U.Nwosu	K.White	K.Murray Jr.	—	M.Davis	C.Hayward	R.Jenkins	N.Adderley	D.King II	—
Oct. 12	at NO	I.Rochell	L.Joseph	J.Tillery	U.Nwosu	K.White	K.Murray Jr.	—	M.Davis	C.Hayward	R.Jenkins	N.Adderley	D.King II	—
Oct. 25	Jax	J.Bosa	L.Joseph	J.Jones	M.Ingram	D.Perryman	K.Murray Jr.	K.White	M.Davis	C.Hayward	R.Jenkins	N.Adderley	—	—
Nov. 1	at Den	J.Bosa	L.Joseph	J.Tillery	M.Ingram	D.Perryman	K.Murray Jr.	K.White	M.Davis	C.Hayward	R.Jenkins	N.Adderley	—	—
Nov. 8	LV	J.Tillery	L.Joseph	J.Jones	M.Ingram	K.White	K.Murray Jr.	—	M.Davis	C.Hayward	R.Jenkins	N.Adderley	T.Campbell	—
Nov. 15	at Mia	J.Tillery	L.Joseph	J.Jones	M.Ingram	D.Square (NT)	K.Murray Jr.	K.White	U.Nwosu (DE)	J.Tillery (DT)	R.Jenkins	N.Adderley	I.Rochell (DE)	—
Nov. 22	NYJ													
Nov. 29	at Buf													
Dec. 6	NE													
Dec. 13	Atl													
Dec. 17	at LV													
Dec. 26/27	Den													
Jan. 3	at KC													

WEEKLY INACTIVES

Sept. 13	at Cincinnati:	Jason Moore, Tevaughn Campbell, Mike Pouncey, Trai Turner, Storm Norton, Donald Parham Jr., Cortez Broughton.
Sept. 20	Kansas City:	Jason Moore, Justin Jackson, Tevaughn Campbell, Storm Norton, Donald Parham Jr., Cortez Broughton.
Sept. 27	Carolina:	Tyrod Taylor, Jason Moore, Justin Jackson, Nick Vigil, Trai Turner, Storm Norton, Donald Parham Jr.
Oct. 4	at Tampa Bay:	Tyrod Taylor, Joe Reed, Jahleel Addae, Trai Turner, Storm Norton, Bryan Bulaga, Mike Williams.
Oct. 12	at New Orleans:	Tyrod Taylor, Jason Moore, Joe Reed, Jahleel Addae, Trai Turner, Bryan Bulaga, Joe Gaziano.
Oct. 25	Jacksonville:	Tyrod Taylor, Alohi Gilman, Trai Turner, Storm Norton, Bryan Bulaga, KJ Hill Jr., Cortez Broughton.
Nov. 1	at Denver:	Tyrod Taylor, Desmond King II, Trai Turner, Storm Norton, Tyron Johnson, Cortez Broughton.
Nov. 8	Las Vegas:	Easton Stick, Troymaine Pope, Trai Turner, Storm Norton, Jesse Lemonier, Joey Bosa.
Nov. 15	at Miami:	Easton Stick, Tyree St. Louis, Storm Norton, Jessie Lemonier, Joey Bosa.
Nov. 22	N.Y. Jets:	
Nov. 29	at Buffalo:	
Dec. 6	New England:	
Dec. 13	Atlanta:	
Dec. 17	at Las Vegas:	
Dec. 26/27	Denver:	
Jan. 3	at Kansas City:	

SEASON TOTALS

Name	No.	Name	No.	Name	No.
Storm Norton	8	Jesse Lemonier	2	Mike Pouncey	1
Trai Turner	7	Joe Reed	2	Tyree St. Louis	1
Tyrod Taylor	6	Easton Stick	2	Nick Vigil	1
Cortez Broughton	4	Joey Bosa	2	Mike Williams	1
Jason Moore	4	Joe Gaziano	1		
Bryan Bulaga	3	Alohi Gilman	1		
Donald Parham Jr.	3	KJ Hill Jr.	1		
Jahleel Addae	2	Tyron Johnson	1		
Tevaughn Campbell	2	Desmond King II	1		
Justin Jackson	2	Troymaine Pope	1		

CHARGERS AND OPPONENT WEEKLY LEADERS

REGULAR-SEASON WEEKLY LEADERS, LOS ANGELES CHARGERS

		Scoring	Pass Yds.	Carries	Rush Yds.	Catches	Rec. Yds.	Tackles (Solo)	Sacks
Sept. 13	at Indianapolis:	M.Badgley 10	T.Taylor 208	A.Ekeler 19	A.Ekeler 84	H.Henry 5	H.Henry 73	C.Hayward Jr. 12 (12)	3 tied with 1.0
Sept. 20	Kansas City:	M.Badgley 8	J.Herbert 311	J.Kelley 23	A.Ekeler 93	K.Allen 7	K.Allen 96	K.Murray Jr. 10 (4)	J.Bosa 1.0
Sept. 27	Carolina:	2 tied with 6	J.Herbert 330	A.Ekeler 12	A.Ekeler 59	K.Allen 13	K.Allen 132	K.White 11 (8)	2 tied with 1.0
Oct. 4	at Tampa Bay:	M.Badgley 7	J.Herbert 290	J.Kelley 9	J.Herbert 14	K.Allen 8	J.Guyton 72	K.White 10 (8)	None —
Oct. 12	at New Orleans:	M.Williams 12	J.Herbert 264	J.Jackson 15	J.Jackson 71	Williams/Jackson 5	M.Williams 109	K.White 15 (10)	2 tied with 1.0
Oct. 25	Jacksonville:	M.Badgley 9	J.Herbert 347	J.Kelley 12	J.Herbert 66	K.Allen 10	K.Allen 125	R.Jenkins 8 (7)	U.Nwosu 1.5
Nov. 1	at Denver:	M.Badgley 12	J.Herbert 278	J.Jackson 17	J.Jackson 89	K.Allen 9	M.Williams 99	R.Jenkins 7 (6)	2 tied with 1.0
Nov. 8	Las Vegas:	M.Badgley 8	J.Herbert 326	K.Ballage 15	K.Ballage 69	K.Allen 9	K.Allen 103	R.Jenkins 6 (4)	J.Tillery 1.0
Nov. 15	at Miami:	3 tied with 6	J.Herbert 187	K.Ballage 18	K.Ballage 68	K.Ballage 5	K.Allen 39	N.Adderley 8 (8)	None —
Nov. 22	N.Y. Jets:								
Nov. 29	at Buffalo:								
Dec. 6	New England:								
Dec. 13	Atlanta:								
Dec. 17	at Las Vegas:								
Dec. 26/27	Denver:								
Jan. 3	at Kansas City:								

REGULAR-SEASON WEEKLY LEADERS, OPPONENT

		Scoring	Pass Yds.	Carries	Rush Yds.	Catches	Rec. Yds.	Tackles (Solo)	Sacks
Sept. 13	at Indianapolis:	R.Bullock 7	J.Burrow 193	J.Mixon 19	J.Mixon 69	A.Green 5	A.Green 51	G.Pratt 12 (7)	2 tied with 1.0
Sept. 20	Kansas City:	H.Butker 9	P.Mahomes 302	C.Edwards-Helaire 10	P.Mahomes 54	T.Kelce 9	T.Hill 99	D.Wilson 12 (7)	2 tied with 1.0
Sept. 27	Carolina:	J.Slye 15	T.Bridgewater 235	M.Davis 13	M.Davis 46	M.Davis 8	D.Moore 65	S.Thompson 13 (8)	2 tied with 1.0
Oct. 4	at Tampa Bay:	R.Succop 8	T.Brady 369	R.Jones 20	R.Jones 111	M.Evans 7	M.Evans 122	L.David 11 (10)	2 tied with 1.0
Oct. 12	at New Orleans:	W.Lutz 12	D.Brees 325	A.Kamara 11	A.Kamara 45	E.Sanders 12	E.Sanders 122	C.Jordan 10 (5)	Hendrickson 1.5
Oct. 25	Jacksonville:	J.Robinson 14	G.Minshew II 173	J.Robinson 22	J.Robinson 119	J.Robinson 4	L.Shenault Jr. 44	J.Schobert 9 (3)	2 tied with 0.5
Nov. 1	at Denver:	B.McManus 7	D.Lock 248	M.Gordon 8	P.Lindsay 83	N.Fant 7	D.Hamilton 82	K.Jackson 12 (8)	2 tied with 1.0
Nov. 8	Las Vegas:	D.Carlson 7	D.Carr 165	J.Jacobs 14	D.Booker 68	D.Waller 5	H.Renfrow 60	N.Kwiatkoski 13 (10)	2 tied with 1.0
Nov. 15	at Miami:	J.Sanders 11	T.Tagovailoa 169	S.Ahmed 21	S.Ahmed 85	J.Grant 4	J.Grant 43	R.Davis 7 (4)	2 tied with 1.0
Nov. 22	N.Y. Jets:								
Nov. 29	at Buffalo:								
Dec. 6	New England:								
Dec. 13	Atlanta:								
Dec. 17	at Las Vegas:								
Dec. 26/27	Denver:								
Jan. 3	at Kansas City:								

REGULAR SEASON SINGLE-GAME HIGHS

INDIVIDUAL

Passing

Longest Scoring Pass — 72, J.Herbert to J.Guyton, Oct. 4 at T.B.
Longest Non-Scoring Pass — 50, J.Herbert to T.Johnson, Nov. 8 vs. L.V.
Most Passing Attempts — 49, J.Herbert, Sept. 27 vs. Carolina
Most Completions — 35, J.Herbert, Sept. 27 vs. Carolina
Most Passing Yards — 347, J.Herbert, Oct. 25 vs. Jacksonville
Most Passing Touchdowns — 4, J.Herbert, Oct. 12 at New Orleans
Highest Completion Percentage (min. 20 att.) — 80.0, J.Herbert, Oct. 4 at Tampa Bay
Highest Passer Rating (min. 20 att.) — 137.9, J.Herbert, Oct. 4 at Tampa Bay

Rushing

Longest Scoring Run — 12, A.Ekeler, Sept. 27 vs. Carolina
Longest Non-Scoring Run — 36, J.Jackson, Oct. 12 at New Orleans
Most Rushing Attempts — 23, J.Kelley, Sept. 20 vs. Kansas City
Most Rushing Yards — 93, A.Ekeler, Sept. 20 vs. Kansas City
Most Rushing Touchdowns — 1, last: J.Herbert, Nov. 15 at Miami

Receiving

Most Receptions — 13, K.Allen, Sept. 27 vs. Carolina
Most Receiving Yards — 132, K.Allen, Sept. 27 vs. Carolina
Most Receiving Touchdowns — 2, M.Williams, Oct. 12 at N.O.

Total Offense

Most Total Yards from Scrimmage — 189, A.Ekeler, Sept. 20 vs. K.C.
Most Touchdowns — 2, M.Williams, Oct. 12 at New Orleans

Special Teams

Longest Punt — 63, T.Long, Sept. 13 at Cincinnati
Longest Field Goal — 53, M.Badgley, Oct. 4 at Tampa Bay
Most Attempted Field Goals — 4, M.Badgley, Sept. 13 at Cincinnati
Most Made Field Goals — 3, last: M.Badgley, Nov. 1 at Denver

Returns

Longest Kickoff Return — 46, J.Reed, Sept. 13 at Cincinnati
Longest Punt Return — 30, K.Hill Jr., Nov. 1 at Denver
Longest Interception Return — 78, M.Davis, Oct. 4 at Tampa Bay
Longest Fumble Return — 44, N.Vigil, Nov. 15 at Miami

Defense

Most Interceptions — 1, last: R.Jenkins, Nov. 1 at Denver
Most Tackles — 12, last: K.Murray Jr., Sept. 20 vs. Kansas City
Most Solo Tackles — 12, C.Hayward Jr., Sept. 13 at Cincinnati
Most Sacks — 1.5, U.Nwosu, Oct. 25 vs. Jacksonville
Most Passes Defensed — 2, last: M.Davis, Nov. 15 at Miami

TEAM

Most, Offense

First Downs — 29, Oct. 25 vs. Jacksonville
Rushing Attempts — 44, Sept. 20 vs. Kansas City
Rushing Yards — 210, Nov. 1 at Denver
Rushing Touchdowns — 2, Oct. 25 vs. Jacksonville
Passing Attempts — 49, Sept. 27 vs. Carolina
Completions — 35, Sept. 27 vs. Carolina
Net Passing Yards — 349, Oct. 25 vs. Jacksonville
Touchdowns Thrown — 4, Oct. 12 at New Orleans
Offensive Plays — 84, Nov. 1 at Denver
Total Offense — 485, Nov. 1 at Denver
Time of Possession — 39:27, Sept. 20 vs. Kansas City

Most, Turnovers

Turnovers — 4, Sept. 27 vs. Carolina
Interceptions Thrown — 2, Nov. 1 at Denver
Fumbles — 4, Sept. 27 vs. Carolina
Fumbles Lost — 3, Sept. 27 vs. Carolina

Longest Scoring Drives

Plays — 17, Sept. 20 vs. Kansas City
Yards — 97, Oct. 4 at Tampa Bay
Time — 10:21, Sept. 20 vs. Kansas City

Shortest Scoring Drives

Plays — 1, Nov. 8 vs. Las Vegas
Yards — 1, Last: Nov. 8 vs. Las Vegas
Time — 0:03, Nov. 8 vs. Las Vegas

Fewest, Defense

First Downs Allowed — 14, Sept. 27 vs. Carolina
Rushing Attempts Allowed — 16, Nov. 1 at Denver
Rushing Yards Allowed — 81, Sept. 27 vs. Carolina
Passing Attempts Allowed — 23, Nov. 8 vs. Las Vegas
Completions Allowed — 13, Nov. 8 vs. Las Vegas
Net Passing Yards Allowed — 160, Nov. 8 vs. Las Vegas
Total Plays Allowed — 50, Nov. 8 vs. Las Vegas
Total Yards Allowed — 280, Nov. 15 at Miami

Most, Defense

Takeaways — 2, Sept. 13 at Cincinnati
Interceptions — 1, last: Nov. 1 at Denver
Fumbles Forced — 1, last: Nov. 8 vs. Las Vegas
Fumbles Recovered — 1, last: Nov. 15 at Miami
Passes Defensed — 6, Nov. 1 at Denver
Sacks — 5, Oct. 25 vs. Jacksonville

GAME-BY-GAME PASSES DEFENSED

Sept. 13	at Cincinnati:	Casey Hayward Jr. (2), Melvin Ingram III (1).
Sept. 20	Kansas City:	Michael Davis (2), Chris Harris Jr. (1), Melvin Ingram III (1), Kenneth Murray Jr. (1).
Sept. 27	Carolina:	Casey Hayward Jr. (1).
Oct. 4	at Tampa Bay:	Michael Davis (1), Uchenna Nwosu (2), Denzel Perryman (1), Kyzir White (1).
Oct. 12	at New Orleans:	Nasir Adderley (1), Cortez Broughton (1), Casey Hayward Jr. (1), Kenneth Murray Jr. (1).
Oct. 25	Jacksonville:	Kenneth Murray Jr. (1).
Oct. 1	at Denver:	Casey Hayward Jr. (2), Rayshawn Jenkins (2), Michael Davis (1), Kyzir White (1).
Nov. 8	Las Vegas:	Nasir Adderley (1), Michael Davis (1), Jerry Tillery (1), Kyzir White (1).
Nov. 15	at Miami:	Michael Davis (2).
Nov. 22	N.Y. Jets:	
Nov. 29	at Buffalo:	
Dec. 6	New England:	
Dec. 13	Atlanta:	
Dec. 17	at Las Vegas:	
Dec. 26/27	Denver:	
Jan. 3	at Kansas City:	

SEASON TOTALS (31)

Name	No.	Name	No.
Michael Davis	7	Denzel Perryman	1
Casey Hayward Jr.	6	Jerry Tillery	1
Kenneth Murray Jr.	3		
Kyzir White	3		
Nasir Adderley	2		
Melvin Ingram III	2		
Rayshawn Jenkins	2		
Uchenna Nwosu	2		
Cortez Broughton	1		
Chris Harris Jr.	1		

GAME-BY-GAME SACKS

Sept. 13	at Cincinnati:	Joey Bosa (1.0), Uchenna Nwosu (1.0), Jerry Tillery (1.0).
Sept. 20	Kansas City:	Joey Bosa (1.0).
Sept. 27	Carolina:	Joey Bosa (1.0), Rayshawn Jenkins (1.0).
Oct. 4	at Tampa Bay:	None.
Oct. 12	at New Orleans:	Joey Bosa (1.0), Uchenna Nwosu (1.0).
Oct. 25	Jacksonville:	Uchenna Nwosu (1.5), Desmond King (1.0), Damion Square (1.0), Joey Bosa (0.5), Isaac Rochell (0.5), Kyzir White (0.5).
Oct. 1	at Denver:	Isaac Rochell (1.0), Jerry Tillery (1.0).
Nov. 8	Las Vegas:	Jerry Tillery (1.0).
Nov. 15	at Miami:	None.
Nov. 22	N.Y. Jets:	
Nov. 29	at Buffalo:	
Dec. 6	New England:	
Dec. 13	Atlanta:	
Dec. 17	at Las Vegas:	
Dec. 26/27	Denver:	
Jan. 3	at Kansas City:	

SEASON TOTALS (16.0 – 88)

Name	No.
Joey Bosa	4.5
Uchenna Nwosu	3.5
Jerry Tillery	3.0
Isaac Rochell	1.5
Rayshawn Jenkins	1.0
Desmone King II	1.0
Damion Square	1.0
Kyzir White	0.5

SINGLE-GAME CAREER HIGHS

36 | S JAHLEEL ADDAE

DEFENSIVE

Category	No.	Opp.	Date
Total Tackles	11	vs. Phi.	Oct. 1, 2017
Solo Tackles	9	vs. Atl.	Oct. 6, 2019
INTs	1*	vs. T.B.	Dec. 21, 2019
Passes Defensed	2*	vs. Cle.	Dec. 3, 2017

24 | S NASIR ADDERLEY

DEFENSIVE

Category	No.	Opp.	Date
Total Tackles	8*	at Mia.	Nov. 15, 2020
Solo Tackles	8	at Mia.	Nov. 15, 2020
INTs	1	at N.O.	Oct. 12, 2020
Passes Defensed	1*	vs. L.V.	Nov. 8, 2020

13 | WR KEENAN ALLEN

RECEIVING

Category	No.	Opp.	Date
Receptions	15	vs. Det.	Sept. 13, 2015
Receiving Yards	183	vs. Hou.	Sept. 22, 2019
Receiving TDs	2*	vs. Hou.	Sept. 22, 2019
Receiving Long	54	at Sea.	Nov. 4, 2018

RUSHING

Category	No.	Opp.	Date
Rushing Attempts	4	at Cle.	Oct. 14, 2018
Rushing Yards	41	at Cle.	Oct. 14, 2018
Rushing Long	28	at Sea.	Nov. 4, 2018

SCRIMMAGE

Category	No.	Opp.	Date
Touches	15	vs. Det.	Sept. 13, 2015
Scrimmage Yards	186	vs. Hou.	Sept. 22, 2019
Scrimmage TDs	2*	vs. Hou.	Sept. 22, 2019

82 | TE STEPHEN ANDERSON

RECEIVING

Category	No.	Opp.	Date
Receptions	5	at Ten.	Dec. 3, 2017
Receiving Yards	79	at Ten.	Dec. 3, 2017
Receiving TDs	1*	at Ten.	Dec. 3, 2017
Receiving Long	45	vs. K.C.	Oct. 8, 2017

4 | K MICHAEL BADGLEY

KICKING

Category	No.	Opp.	Date
Most FG Made	4*	vs. G.B.	Nov. 3, 2019
Longest FG Made	59	vs. Cin.	Dec. 9, 2018
Most XP Made	6*	at Jax.	Dec. 8, 2019
Points Scored	14	vs. G.B.	Nov. 3, 2019

31 | RB KALEN BALLAGE

RUSHING

Category	No.	Opp.	Date
Rushing Attempts	20	at Ind.	Nov. 10, 2019
Rushing Yards	123	at Min.	Dec. 16, 2018
Rushing TDs	1*	vs. L.V.	Nov. 8, 2020
Rushing Long	75t	at Min.	Dec. 16, 2018

RECEIVING

Category	No.	Opp.	Date
Receptions	5*	at Mia.	Nov. 15, 2020
Receiving Yards	44	at Ind.	Sept. 27, 2020
Receiving Long	31	vs. Jax.	Dec. 23, 2018

SCRIMMAGE

Category	No.	Opp.	Date
Touches	24	at Ind.	Nov. 10, 2019
Scrimmage Yards	121	at Min.	Dec. 16, 2018
Scrimmage TDs	1*	vs. L.V.	Nov. 8, 2020

97 | DE JOEY BOSA

DEFENSIVE

Category	No.	Opp.	Date
Total Tackles	8	vs. Ind.	Sept. 8, 2019
Solo Tackles	7*	at Chi.	Oct. 27, 2019
Tackles for Loss	4	at Chi.	Oct. 27, 2019
Sacks	2.0*	at Jax.	Dec. 8, 2019
Passes Defensed	1	vs. Den.	Oct. 22, 2017
Forced Fumbles	1	at Ten.	Oct. 20, 2019

91 | DE CORTEZ BROUGHTON

DEFENSIVE

Category	No.	Opp.	Date
Total Tackles	4	at Ten.	Oct. 20, 2019
Solo Tackles	3	at Ten.	Oct. 20, 2019

37 | CB TEVAUGHN CAMPBELL

DEFENSIVE

Category	No.	Opp.	Date
Total Tackles	4	at T.B.	Oct. 4, 2010
Solo Tackles	3	at T.B.	Oct. 4, 2010
Forced Fumbles	1	vs. Jax.	Oct. 25, 2020

43 | CB MICHAEL DAVIS

DEFENSIVE

Category	No.	Opp.	Date
Total Tackles	9*	vs. Ind.	Sept. 8, 2019
Solo Tackles	7	at Chi.	Oct. 27, 2019
INTs	1*	at T.B.	Oct. 4, 2020
Passes Defensed	2*	at Mia.	Nov. 15, 2020

*Most Recent

SINGLE-GAME CAREER HIGHS

28 | CB BRANDON FACYSON

DEFENSIVE

Category	No.	Opp.	Date
Total Tackles	9*	at Den.	Dec. 1, 2019
Solo Tackles	7	vs. Ind.	Sept. 8, 2019
Passes Defensed	1	vs. Hou.	Sept. 22, 2019
Forced Fumbles	1	at N.O.	Oct. 12, 2020
Fumbles Recovered	1	at Den.	Dec. 30, 2018

15 | WR JALEN GUYTON

RECEIVING

Category	No.	Opp.	Date
Receptions	4	at Mia.	Nov. 15, 2020
Receiving Yards	72	at T.B.	Oct. 4, 2020
Receiving TDs	1*	vs. Jax.	Oct. 25, 2020
Receiving Long	72t	at T.B.	Oct. 4, 2020

26 | CB CASEY HAYWARD JR.

DEFENSIVE

Category	No.	Opp.	Date
Total Tackles	12	at Cin.	Sept. 13, 2020
Solo Tackles	12	at Cin.	Sept. 13, 2020
INTs	2*	vs. Buf.	Nov. 19, 2017
INT TD	1*	at Den.	Oct. 30, 2016
Passes Defensed	5	vs. Phi.	Oct. 1, 2017

86 | TE HUNTER HENRY

RECEIVING

Category	No.	Opp.	Date
Receptions	8	vs. Pit.	Sept. 30, 2019
Receiving Yards	100	vs. Pit.	Sept. 30, 2019
Receiving TDs	2	vs. Pit.	Sept. 30, 2019
Receiving Long	59	at Oak.	Sept. 9, 2016

10 | QB JUSTIN HERBERT

PASSING

Category	No.	Opp.	Date
Completions	35	vs. Car.	Sept. 27, 2020
Attempts	49	vs. Car.	Sept. 27, 2020
Comp. Pct.**	80.0	at T.B.	Oct. 4, 2020
Yards	347	vs. Jax.	Oct. 25, 2020
TDs	4	at N.O.	Oct. 12, 2020
Longest Comp.	72t	at T.B.	Oct. 4, 2020
Passer Rating**	137.9	at T.B.	Oct. 4, 2020

**Min. 20 Att.

RUSHING

Category	No.	Opp.	Date
Rushing Attempts	5	at T.B.	Oct. 4, 2020
Rushing Yards	66	vs. Jax.	Oct. 25, 2020
Rushing TDs	1*	vs. Jax.	Oct. 20, 2020
Rushing Long	31	vs. Jax.	Oct. 25, 2020

84 | WR KJ HILL JR.

RECEIVING

Category	No.	Opp.	Date
Receptions	1*	at N.O.	Oct. 12, 2020
Receiving Yards	15	vs. Car.	Sept. 27, 2020
Receiving Long	15	vs. Car.	Sept. 27, 2020

PUNT RETURN

Category	No.	Opp.	Date
Returns	3	at Den.	Nov. 1, 2020
Return Yards	38	at Den.	Nov. 1, 2020
Longest Return	30	at Den.	Nov. 1, 2020

54 | DE MELVIN INGRAM

DEFENSIVE

Category	No.	Opp.	Date
Total Tackles	9	at Atl.	Oct. 23, 2016
Solo Tackles	7	at Oak.	Nov. 7, 2019
Tackles for Loss	3*	vs. K.C.	Sept. 24, 2017
Sacks	3.0	vs. K.C.	Sept. 24, 2017
INTs	1*	at Cin.	Sept. 13, 2020
Passes Defensed	2*	vs. K.C.^	Nov. 18, 2019
Forced Fumbles	2	vs. Oak.	Dec. 18, 2016
Fumbles Recovered	2	vs. Bal.	Dec. 22, 2018

^Estadio Azteca in Mexico City

22 | RB JUSTIN JACKSON

RUSHING

Category	No.	Opp.	Date
Rushing Attempts	17	at Den.	Nov. 1, 2020
Rushing Yards	89	at Den.	Nov. 1, 2020
Rushing TDs	1*	at K.C.	Dec. 13, 2018
Rushing Long	40	at Det.	Sept. 15, 2019

RECEIVING

Category	No.	Opp.	Date
Receptions	7	vs. Bal.	Dec. 22, 2018
Receiving Yards	47	vs. Bal.	Dec. 22, 2018
Receiving Long	34	at Den.	Nov. 1, 2020

SCRIMMAGE

Category	No.	Opp.	Date
Touches	20*	at Den.	Nov. 1, 2020
Scrimmage Yards	142	at Den.	Nov. 1, 2020
Scrimmage TDs	1*	at K.C.	Dec. 13, 2018

46 | LB MALIK JEFFERSON

DEFENSIVE

Category	No.	Opp.	Date
Total Tackles	3	vs. N.O.	Nov. 11, 2018
Solo Tackles	1	vs. N.O.	Nov. 11, 2018

*Most Recent

SINGLE-GAME CAREER HIGHS

23 | S RAYSHAWN JENKINS

DEFENSIVE

Category	No.	Opp.	Date
Total Tackles	9	at N.O.	Oct. 12, 2020
Solo Tackles	7*	vs Jax.	Oct. 25, 2020
Sacks	1.0	vs. Car.	Sept. 27, 2020
INTs	1*	at Den.	Nov. 1, 2020
Passes Defensed	1*	vs. K.C.	Nov. 18, 2019

83 | WR TYRON JOHNSON

RECEIVING

Category	No.	Opp.	Date
Receptions	1*	vs. L.V.	Nov. 8, 2020
Receiving Yards	53	at T.B.	Oct. 4, 2020
Receiving TDs	1	at T.B.	Oct. 4, 2020
Receiving Long	53t	at T.B.	Oct. 4, 2020

KICK RETURN

Category	No.	Opp.	Date
Returns	4	at N.O.	Oct. 12, 2020
Return Yards	70	at N.O.	Oct. 12, 2020
Longest Return	23	at N.O.	Oct. 12, 2020

93 | DE JUSTIN JONES

DEFENSIVE

Category	No.	Opp.	Date
Total Tackles	8	vs. Pit.	Oct. 13, 2019
Solo Tackles	3	vs. Den.	Oct. 6, 2019
Tackles for Loss	2	at Den.	Nov. 1, 2020
Sacks	0.5	at Oak.	Nov. 11, 2018
QB Pressures	2	vs. Den.	Oct. 6, 2019

95 | DE LINVAL JOSEPH

DEFENSIVE

Category	No.	Opp.	Date
Total Tackles	13	vs. Ind.	Dec. 18, 2016
Solo Tackles	9*	vs. G.B.	Nov. 22, 2015
Tackles for Loss	3	vs. St.L	Nov. 8, 2015
Sacks	2.0	at Dal.	Oct. 28, 2012
QB Pressures	5	at Dak.	Sept. 8, 2013

27 | RB JOSHUA KELLEY

RUSHING

Category	No.	Opp.	Date
Rushing Attempts	23	vs. K.C.	Sept. 20, 2020
Rushing Yards	64	vs. K.C.	Sept. 20, 2020
Rushing TDs	1	at Cin.	Sept. 13, 2020
Rushing Long	26	at Cin.	Sept. 13, 2020

RECEIVING

Category	No.	Opp.	Date
Receptions	5*	vs. L.V.	Nov. 8, 2020
Receiving Yards	49	vs. K.C.	Sept. 20, 2020
Receiving Long	35	vs. K.C.	Sept. 20, 2020

SCRIMMAGE

Category	No.	Opp.	Date
Touches	25	vs. K.C.	Sept. 20, 2020
Scrimmage Yards	113	vs. K.C.	Sept. 20, 2020
Scrimmage TDs	1	at Cin.	Sept. 13, 2020

1 | P TY LONG

PUNTING

Category	No.	Opp.	Date
Longest Punt	63	at Cin.	Sept. 13, 2020
Most Punts	7	at N.O.	Oct. 12, 2020
Best Net Avg.	51.5	at Jax.	Dec. 8, 2019
Most In20	3	vs. Den.	Oct. 6, 2019

56 | LB KENNETH MURRAY JR.

DEFENSIVE

Category	No.	Opp.	Date
Total Tackles	10	at T.B.	Oct. 4, 2020
Solo Tackles	6	at T.B.	Oct. 4, 2020
Tackles for Loss	1	vs. Car.	Sept. 27, 2020
Passes Defensed	1*	vs. Jax.	Oct. 25, 2020

40 | FB GABE NABERS

RUSHING

Category	No.	Opp.	Date
Rushing Attempts	1	at T.B.	Oct. 4, 2020
Rushing Yards	4	at T.B.	Oct. 4, 2020
Rushing Long	4	at T.B.	Oct. 4, 2020

RECEIVING

Category	No.	Opp.	Date
Receptions	1*	at L.V.	Nov. 8, 2020
Receiving Yards	5	at T.B.	Oct. 4, 2020
Receiving TDs	1*	vs. L.V.	Nov. 8, 2020
Receiving Long	5	at T.B.	Oct. 4, 2020

SCRIMMAGE

Category	No.	Opp.	Date
Touches	2	at T.B.	Oct. 4, 2020
Scrimmage Yards	9	at T.B.	Oct. 4, 2020

*Most Recent

SINGLE-GAME CAREER HIGHS

42 | DE UCHENNA NWOSU

DEFENSIVE

Category	No.	Opp.	Date
Total Tackles	6	vs. Den.	Oct. 6, 2019
Solo Tackles	5	at Ten.	Oct. 20, 2019
Tackles for Loss	2	at Ten.	Oct. 20, 2019
Sacks	1.5*	vs. Jax.	Oct. 25, 2020
Passes Defensed	2	at T.B.	Oct. 4, 2020

89 | TE DONALD PARHAM JR.

RECEIVING

Category	No.	Opp.	Date
Receptions	1*	at Mia.	Nov. 15, 2020
Receiving Yards	22	vs. Jax.	Oct. 25, 2020
Receiving TDs	22	vs. Jax.	Oct. 25, 2020
Receiving Long	22t	vs. Jax.	Oct. 25, 2020

52 | LB DENZEL PERRYMAN

DEFENSIVE

Category	No.	Opp.	Date
Total Tackles	11	at Oak.	Dec. 24, 2015
Solo Tackles	10*	at Oak.	Dec. 24, 2015
Tackles for Loss	2	at Cle.	Dec. 24, 2016
Sacks	1.0*	at Cle.	Dec. 24, 2016
INTs	1*	at Den.	Dec. 1, 2019
Passes Defensed	1*	at T.B.	Oct. 4, 2020
Forced Fumbles	1*	vs. Cin.	Sept. 13, 2020
Fumble Recoveries	1	vs. Cle.	Dec. 3, 2017

35 | RB TROYMAINE POPE

RUSHING

Category	No.	Opp.	Date
Rushing Attempts	10*	at Den.	Nov. 1, 2020
Rushing Yards	67	at Den.	Nov. 1, 2020
Rushing Long	26	at Den.	Nov. 1, 2020

RECEIVING

Category	No.	Opp.	Date
Receptions	5	at Den.	Nov. 1, 2020
Receiving Yards	28	at Den.	Nov. 1, 2020
Receiving TDs	1	at Mia.	Sept. 29, 2019
Receiving Long	13t	at Mia.	Sept. 29, 2019

SCRIMMAGE

Category	No.	Opp.	Date
Touches	15	at Den.	Nov. 1, 2020
Scrimmage Yards	95	at Den.	Nov. 1, 2020
Scrimmage TDs	1	at Mia.	Sept. 29, 2019

12 | WR JOE REED

RUSHING

Category	No.	Opp.	Date
Rushing Attempts	2	vs. Jax.	Oct. 25, 2020
Rushing Yards	14	vs. Jax.	Oct. 25, 2020
Rushing Long	8*	vs. L.V.	Nov. 8, 2020
Rushing TDs	1	vs. Jax.	Oct. 25, 2020

KICK RETURN

Category	No.	Opp.	Date
Returns	4	vs. K.C.	Sept. 20, 2020
Return Yards	85	vs. K.C.	Sept. 20, 2020
Longest Return	46	at Cin.	Sept. 13, 2020

98 | DE ISAAC ROCHELL

DEFENSIVE

Category	No.	Opp.	Date
Total Tackles	5*	at N.O.	Oct. 12, 2020
Solo Tackles	5	at Buf.	Sept. 16, 2019
Tackles for Loss	1	at Mia.	Sept. 29, 2019
Sacks	1.5	at Oak.	Nov. 11, 2018
Passes Defensed	1	at Jax.	Dec. 8, 2019

71 | DT DAMION SQUARE

DEFENSIVE

Category	No.	Opp.	Date
Total Tackles	5*	at Chi.	Oct. 27, 2019
Solo Tackles	5	at Chi.	Oct. 27, 2019
Tackles for Loss	2	at Cle.	Dec. 24, 2016
Sacks	2.0	at Cle.	Dec. 24, 2016
Passes Defensed	1	at Chi.	Oct. 27, 2019
Fumble Recoveries	1*	vs. Den.	Oct. 22, 2017

2 | QB EASTON STICK

PASSING

Category	No.	Opp.	Date
Completions	1	vs. Jax.	Oct. 25, 2020
Attempts	4	vs. Jax.	Oct. 25, 2020
Yards	4	vs. Jax.	Oct. 25, 2020
Longest Comp.	4	vs. Jax.	Oct. 25, 2020

*Most Recent

SINGLE-GAME CAREER HIGHS

5 | QB TYROD TAYLOR

PASSING

Category	No.	Opp.	Date
Completions	29	at NYJ	Nov. 2, 2017
Attempts	42	vs. NYG	Oct. 4, 2015
Comp. Pct.**	91.7	vs. Mia.	Nov. 8, 2015
Yards	329	vs. Mia.	Dec. 24, 2016
TDs	3	vs. Mia.	Dec. 24, 2016
Longest Comp.	84	vs. NYJ	Sept. 15, 2016
Passer Rating**	146.5	vs. Mia.	Nov. 8, 2015

RUSHING

Category	No.	Opp.	Date
Rushing Attempts	14	vs. Dal.	Dec. 27, 2015
Rushing Yards	79	at Was.	Dec. 20, 2015
Rushing TDs	1*	vs. Pit.	Sept. 9, 2018
Rushing Long	49	vs. Ari.	Sept. 25, 2016

99 | DT JERRY TILLERY

DEFENSIVE

Category	No.	Opp.	Date
Total Tackles	3*	at T.B.	Oct. 4, 2020
Solo Tackles	3	vs. Min.	Dec. 15, 2019
Tackles for Loss	1*	at Cin.	Sept. 13, 2020
Sacks	1.0	at Cin.	Sept. 13, 2020
Passes Defensed	1	vs. L.V.	Nov. 8, 2020
Forced Fumbles	1	vs. L.V.	Nov. 8, 2020
Fumble Recoveries	1	vs. L.V.	Nov. 8, 2020

59 | LB NICK VIGIL

DEFENSIVE

Category	No.	Opp.	Date
Total Tackles	17	at Pit.	Dec. 30, 2018
Solo Tackles	12	at Pit.	Dec. 30, 2018
Tackles for Loss	3	at Cle.	Oct. 1, 2017
Sacks	1.0	vs. Bal	Nov. 10, 2019
INT	1*	at Cle.	Dec. 8, 2019
Passes Defensed	2	at Cle.	Dec. 8, 2019
Forced Fumbles	1	at Pit.	Sept. 30, 2019
Fumbles Recovered	1*	at Mia.	Nov. 15, 2020

44 | LB KYZIR WHITE

DEFENSIVE

Category	No.	Opp.	Date
Total Tackles	15	at N.O.	Oct. 12, 2020
Solo Tackles	10	at N.O.	Oct. 12, 2020
Tackles for Loss	1*	at Mia.	Nov. 15, 2020
Sacks	0.5	vs. Jax.	Oct. 25, 2020
INT	1	vs. Den.	Oct. 6, 2019
Passes Defensed	2	at Buf.	Sept. 16, 2018

81 | WR MIKE WILLIAMS

RECEIVING

Category	No.	Opp.	Date
Receptions	7	at K.C.	Dec. 13, 2018
Receiving Yards	117	at Den.	Dec. 1, 2019
Receiving TDs	2*	at N.O.	Oct. 12, 2020
Receiving Long	64t	at N.O.	Oct. 12, 2020

RUSHING

Category	No.	Opp.	Date
Rushing Attempts	1*	vs. G.B.	Nov. 3, 2019
Rushing Yards	19	at K.C.	Dec. 13, 2018
Rushing TDs	1	at K.C.	Dec. 13, 2018
Rushing Long	19t	at K.C.	Dec. 13, 2018

SCRIMMAGE

Category	No.	Opp.	Date
Touches	8	at K.C.	Dec. 13, 2018
Scrimmage Yards	117	at Den.	Dec. 1, 2019
Scrimmage TDs	3	at K.C.	Dec. 13, 2018

*Most Recent

RECORDS

INDIVIDUAL RECORDS

POINTS

Most, Career

1,076	John Carney, 1990-00
918	LaDainian Tomlinson, 2001-09
889	Nate Kaeding, 2004-12

Most, Season

186	LaDainian Tomlinson, 2006
146	Nate Kaeding, 2009
144	Nick Novak, 2013

Most, Season, Rookie

114	Nate Kaeding, 2004
106	Josh Lambo, 2015
	Dennis ParTEE, 1968
94	Herb Travenio, 1965

Most, Game

30	Kellen Winslow at Oakland Nov. 22, 1981
24	(9x) Last: D. Woodhead vs. Miami Dec. 20, 2015
19	Greg Davis at Oakland Oct. 5, 1997

TOUCHDOWNS

Most Seasons Leading League

3	Lance Alworth, 1964, 1965, 1966
1	LaDainian Tomlinson, 2006

Most, Career

153	LaDainian Tomlinson, 2001-09
116	Antonio Gates, 2003-18
83	Lance Alworth, 1962-70

Most, Season

31	LaDainian Tomlinson, 2006
20	LaDainian Tomlinson, 2005
19	Chuck Muncie, 1981

Most, Game

5	Kellen Winslow at Oakland Nov. 22, 1981
4	(9x) Last: D. Woodhead vs. Miami Dec. 20, 2015
3	(44x) Last: A.Ekeler vs. Ind. Sept. 8, 2019

Most Consecutive Games

18	LaDainian Tomlinson, 2004-05
10	LaDainian Tomlinson, 2006
9	Antonio Gates, 2009-10
	Natrone Means, 1993-94
	Lance Alworth, 1963

POINTS AFTER TOUCHDOWN

Most, Career

349	Nate Kaeding, 2004-12
328	Rolf Benirschke, 1977-86
293	John Carney, 1990-00

Most, Season

58	Nate Kaeding, 2006
55	Rolf Benirschke, 1981
54	Nate Kaeding, 2004

Most, Game

7	(6x) Last: N. Kaeding vs. Den. Dec. 28, 2008
6	(30x) Last: M. Badgley at. Jax. Dec. 8, 2019
5	(53x) Last: M. Badgley at Clev. Oct. 15, 2018

Most Consecutive

250	Nate Kaeding, 2004-09
128	Nick Novak, 2011-14
87	Rolf Benirschke, 1983-86

Most Attempts, Career

352	Rolf Benirschke, 1977-86
351	Nate Kaeding, 2004-12
298	John Carney, 1990-00

Most Attempts, Season

61	Rolf Benirschke, 1981
58	Nate Kaeding, 2006
55	Nate Kaeding, 2004
	Bob Thomas, 1985

Most Attempts, Game

8	Rolf Benirschke at Oakland Nov. 22, 1981
7	(6x) Last: N. Kaeding vs. Den. Dec. 28, 2008
6	(38x) Last: M. Badgley at. Jax. Dec. 8, 2019

TWO-POINT CONVERSIONS

Most, Career

3	Ronnie Harmon, 1990-95
2	Ladarius Green, 2012-15
	Legedu Naanee, 2007-10
	Dave Kocourek, 1960-65
	Antonio Gates, 2003-18
	Melvin Gordon, 2015-18

Most, Season

3	Ronnie Harmon, 1994
2	Melvin Gordon, 2018
	Antonio Gates, 2018
1	(29x) Last: Hunter Henry vs. Chiefs Nov. 18, 2019

Most, Game

2	Ladarius Green vs. Oakland Oct. 25, 2015
1	(32x) Last: Hunter Henry vs. Chiefs Nov. 18, 2019

FIELD GOALS

Most, Career

261	John Carney, 1990-00
180	Nate Kaeding, 2004-12
146	Rolf Benirschke, 1977-86

Most, Season

34	Nick Novak, 2013
	John Carney, 1994
32	Nate Kaeding, 2009
31	John Carney, 1993, 1999

Most, Game

6	(3x) Last: G. Davis at Oakland Oct. 5, 1997
5	(11x) Last: N. Kaeding at Oak. Sept. 10, 2012
4	(35x) Last: M. Badgley vs. GB Nov. 3, 2019

Most, Game, No Misses

6	(3x) Last: G. Davis at Oakland Oct. 5, 1997
5	(10x) Last: N. Kaeding at Oak. Sept. 10, 2012
4	(25x) Last: M. Badgley vs. GB Nov. 3, 2019

Highest Percentage, Career (min. 100 att.)

.870	Nate Kaeding, 2004-12 (180 of 207)
.846	Nick Novak, 2011-14, 17 (110 of 130)
.816	John Carney, 1990-00 (261 of 320)

Highest Percentage, Season (min. 14 att.)

.938	Michael Badgley, 2018 (15 of 16)
.919	Nick Novak, 2013 (34 of 37)
.914	Nate Kaeding, 2009 (32 of 35)

Most Consecutive

32	Nick Novak, 2013-14
29	John Carney, 1992-93
22	Nate Kaeding, 2009-10

Most Attempts, Career

320	John Carney, 1990-00
208	Rolf Benirschke, 1977-86
207	Nate Kaeding, 2004-12

Most Attempts, Season

40	John Carney, 1993
38	John Carney, 1994
37	Nick Novak, 2013

Most Attempts, Game

7	Dick Van Raaphorst at N.Y. Jets Oct. 8, 1966
6	(6x) Last: Steve Christie vs. Den. Dec. 1, 2002
5	(25x) Last: N. Novak vs. Buffalo Nov. 19, 2017

Longest

59	Michael Badgley vs. Cincinnati Dec. 9, 2018
57	Nate Kaeding at Tampa Bay Dec. 21, 2008
55	Nate Kaeding vs. Kansas City Nov. 29, 2009

RUSHING YARDS

Most Seasons Leading League

2	LaDainian Tomlinson, 2006, 2007
1	Dick Post, 1968
	Paul Lowe, 1965

Most, Career

12,490	LaDainian Tomlinson, 2001-09
4,972	Paul Lowe, 1960-68
4,297	Marion Butts, 1989-93

Most, Season

1,815	LaDainian Tomlinson, 2006
1,683	LaDainian Tomlinson, 2002
1,645	LaDainian Tomlinson, 2003

Most, Game

243	LaDainian Tomlinson vs. Oakl. Dec. 28, 2003
220	LaDainian Tomlinson vs. Denver Dec. 1, 2002
217	LaDainian Tomlinson vs. N.E. Sept. 29, 2002
	Gary Anderson vs. Kansas City, Dec. 18, 1988

Longest Run

87t	Melvin Gordon at New England Oct. 29, 2017
	Paul Lowe at Dallas Sept. 10, 1961
86t	Keith Lincoln at Oakland, Sept. 30, 1962
85t	L. Tomlinson vs. Kansas City Dec. 17, 2006

RUSHING TOUCHDOWNS

Most Seasons Leading League

3	LaDainian Tomlinson, 2004, 2006, 2007
---	---------------------------------------

Most, Career

138	LaDainian Tomlinson, 2001-09
43	Chuck Muncie, 1980-84
38	Paul Lowe, 1960-67

Most, Season

28	LaDainian Tomlinson, 2006
19	Chuck Muncie, 1981
18	LaDainian Tomlinson, 2005

Most, Game

4	LaDainian Tomlinson vs. Oak., Oct. 14, 2007
	L. Tomlinson at Cincinnati, Nov. 12, 2006
	L. Tomlinson at San Francisco, Oct. 15, 2006
	Chuck Muncie vs. Denver, Nov. 29, 1981
	Clarence Williams vs. Buffalo, Sept. 16, 1979
3	(22x), Last: M. Gordon at Clev. Oct. 15, 2018
2	(116x), Last: M. Gordon vs. Oak. Dec. 22, 2019

RUSHING AVERAGE

Highest, Career (minimum 500 att.)

4.90	Paul Lowe, 1960-68
4.71	Keith Lincoln, 1961-66, 68
4.43	Dick Post, 1967-70

Highest, Season (minimum 100 att.)

6.45	Keith Lincoln, 1963
6.29	Paul Lowe, 1960
5.71	Paul Lowe, 1963

Highest, Game (minimum 10 att.)

14.7	Michael Turner at Denver Oct. 7, 2007
13.8	Keith Lincoln at Oakland Sept. 30, 1962
12.7	Keith Lincoln at Kansas City Oct. 20, 1963

RUSHING ATTEMPTS

Most Seasons Leading League

1	Paul Lowe, 1965
---	-----------------

Most, Career

2,880	LaDainian Tomlinson, 2001-09
1,059	Melvin Gordon, 2015-19
1,031	Marion Butts, 1989-93

Most, Season

372	LaDainian Tomlinson, 2002
348	LaDainian Tomlinson, 2006
343	Natrone Means, 1994

Most, Game

39	LaDainian Tomlinson at Oakland Oct. 20, 2002
	Marion Butts at Kansas City Dec. 17, 1989
37	(3x) Last: L. Tomlinson at Oak. Nov. 21, 2004
36	L. Tomlinson vs. Washington, Sept. 9, 2001
	Gary Brown at Oakland, Oct. 5, 1997

PASS ATTEMPTS**Most Seasons Leading League**

1 Philip Rivers, 2015

Most, Career

7,591 Philip Rivers, 2004-19

5,604 Dan Fouts, 1973-87

3,640 John Hadl, 1962-72

Most, Season

661 Philip Rivers, 2015

609 Dan Fouts, 1981

591 Philip Rivers, 2019

Most, Game

65 Philip Rivers at Green Bay Oct. 18, 2015

58 Philip Rivers vs. Oakland Oct. 25, 2015

Mark Herrmann at Kansas City Dec. 22, 1985

56 Dan Fouts vs. Miami Nov. 18 1984 (OT)

PASS COMPLETIONS**Most Seasons Leading League**

1 Philip Rivers, 2015

Most, Career

4,908 Philip Rivers, 2004-19

3,297 Dan Fouts, 1973-1987

1,824 John Hadl, 1962-1972

Most, Season

437 Philip Rivers, 2015

390 Philip Rivers, 2019

379 Philip Rivers, 2014

Most, Game

43 Philip Rivers at Green Bay Oct. 18, 2015

38 Philip Rivers vs. Oakland Oct. 25, 2015

37 Mark Herrmann at Kansas City Dec. 22, 1985

Dan Fouts vs. Miami Nov. 18, 1984 (OT)

Most Consecutive

25 Philip Rivers vs. Arizona Nov. 25, 2018

22 Philip Rivers vs. Detroit Sept. 13, 2015 and at
Cincinnati Sept. 20, 2015

20 Philip Rivers vs. Detroit Sept. 13, 2015

COMPLETION PERCENTAGE**Most Seasons Leading League**

1 Philip Rivers, 2013

Highest, Career (minimum 500 att.)

.647 Philip Rivers, 2004-19

.622 Drew Brees, 2001-05

.588 Dan Fouts, 1973-87

Highest, Season (minimum 140 att.)

.695 Philip Rivers, 2013

.683 Philip Rivers, 2018

.668 Justin Herbert, 2020

Highest, Game (minimum 20 att.)

.966 Philip Rivers vs. Ariz. Nov. 25, 2018 (28 of 29)

.900 Philip Rivers vs. K.C. Nov. 1, 2012 (18 of 20)

.880 Drew Brees vs. Oak. Oct. 31, 2004 (22 of 25)

PASSING YARDS**Most Seasons Leading League**

4 Dan Fouts, 1979, 1980, 1981, 1982

3 John Hadl, 1965, 1968, 1971

1 Philip Rivers, 2010

Most, Career

59,271 Philip Rivers, 2004-19

43,040 Dan Fouts, 1973-87

26,938 John Hadl, 1962-72

Most, Season

4,802 Dan Fouts, 1981

4,792 Philip Rivers, 2015

4,715 Dan Fouts, 1980

Most, Game

503 Philip Rivers at Green Bay Oct. 18, 2015

455 Philip Rivers at Seattle Sept. 26, 2010

444 Dan Fouts at San Francisco Dec. 11, 1982

Dan Fouts vs. New York Giants Oct. 19, 1980

Most Games 300 Yards or More, Career

70 Philip Rivers, 2004-19

51 Dan Fouts, 1973-87

16 John Hadl, 1962-72

Most Games 300 Yards or More, Season

8 Philip Rivers, 2015, 2019

Dan Fouts, 1980

7 Dan Fouts, 1981, 1985

6 Philip Rivers, 2017, 2016, 2012, 2011, 2010

Dan Fouts, 1979

Most Consecutive Games, 300 Yards or More

5 Philip Rivers, 2015

4 Dan Fouts, 1980-81, 1979

3 Philip Rivers, 2017, 2016, 2010-11

Dan Fouts, 1985, 1980

John Hadl, 1967

Most Games 400 Yards or More, Career

11 Philip Rivers, 2004-18

6 Dan Fouts, 1973-87

1 Jim Harbaugh, 1999-00

Longest Completion

99t Stan Humphries at Seattle Sept. 18, 1994

91t Jack Kemp at Denver Nov. 12, 1961

88t Ed Luther vs. Chicago Dec. 3, 1984

TOUCHDOWN PASSES**Most Seasons Leading League**

2 John Hadl, 1968, 1971

Dan Fouts, 1981, 1982

1 Philip Rivers, 2008 (tied with Drew Brees)

Most, Career

397 Philip Rivers, 2004-19

254 Dan Fouts, 1973-87

201 John Hadl, 1962-72

Most, Season

34 Philip Rivers, 2008

33 Philip Rivers, 2016

Dan Fouts, 1981

32 Philip Rivers, 2013, 2018

Most, Game

6 Dan Fouts at Oakland Nov. 22, 1981

5 (4x), Last: Drew Brees vs. Oak. Oct. 31, 2004

4 (29x), Last: Justin Herbert at N.O. Oct. 12, 2020

Most Consecutive Games

28 Philip Rivers, 2012-14

27 Philip Rivers, 2017-18

23 Philip Rivers, 2009-10

INTERCEPTIONS THROWN**Most Seasons Leading League**

1 Philip Rivers, 2016

John Hadl, 1968

Most, Career

242 Dan Fouts, 1973-87

211 John Hadl, 1962-72

198 Philip Rivers, 2004-19

Most, Season

32 John Hadl, 1968

26 John Hadl, 1972

25 John Hadl, 1971

Jack Kemp, 1960

Most, Game

6 Ed Luther vs. Washington Oct. 31, 1983

John Hadl vs. Kansas City Dec. 8, 1968

5 (9x), Last: C. Whelihan at Sea. Dec. 13, 1998

4 (33x), Last: Philip Rivers vs. KC. Nov. 18, 2019

Fewest, Season (minimum 150 att.)

3 Ed Luther, 1984 (151 att.)

4 Doug Flutie, 2003 (167 att.)

John Friesz, 1993 (238 att.)

6 Justin Herbert, 2020 (269 att.)

Stan Humphries, 1997 (225 att.)

Most Consecutive Attempts, None Intercepted

194 Drew Brees, Oct. 17-Dec. 5, 2004

170 Philip Rivers, Nov. 27-Dec. 24, 2011

168 Dan Fouts, Sept. 27-Oct. 25, 1981

Lowest Percentage, Season (minimum 150 att.)

.017 John Friesz, 1993

Philip Rivers, 2017

.018 Drew Brees, 2004

.019 Philip Rivers, 2009

PASSER RATING**Most Seasons Leading League**

1 Philip Rivers, 2008

Highest, Career (minimum 500 att.)

95.1 Philip Rivers, 2004-19

84.9 Drew Brees, 2001-05

80.2 Dan Fouts, 1973-87

Highest, Season (minimum 300 att.)

105.5 Philip Rivers, 2013, 2008, 2018

104.8 Drew Brees, 2004

Highest, Game (minimum 20 att.)

157.1 Dan Fouts at Cleveland Sept. 7, 1981

154.4 Philip Rivers at Jacksonville Dec. 8, 2019

153.1 Drew Brees vs. Oakland Oct. 31, 2004

RECEIVING YARDS**Most Seasons Leading League**

3 Lance Alworth, 1965, 1966, 1969

Most, Career

11,841 Antonio Gates, 2003-18

9,584 Lance Alworth, 1962-70

9,203 Charlie Joiner, 1976-86

Most, Season

1,602 Lance Alworth, 1965

1,393 Keenan Allen, 2017

1,383 Lance Alworth, 1966

Most, Game

260 Wes Chandler vs. Cincinnati Dec. 20, 1982

243 Wes Chandler vs. Seattle Sept. 15, 1985

232 Lance Alworth at Kansas City Oct. 20, 1963

Average per Catch, Career (minimum 250 rec.)

19.4 Lance Alworth, 1962-70

18.6 Gary Garrison, 1966-76

17.5 Vincent Jackson, 2005-11

Average per Catch, Season (minimum 35 rec.)

23.2 Lance Alworth, 1965

22.9 Gary Garrison, 1970

21.2 Gary Garrison, 1968, 1971

Longest Reception

99t Tony Martin at Seattle Sept. 18, 1994

91t Keith Lincoln at Denver Nov. 12, 1961

88t Bobby Duckworth at Chicago Dec. 3, 1984

RECEPTIONS**Most Seasons Leading League**

3 Lance Alworth, 1966, 1968, 1969

2 Kellen Winslow, 1980, 1981

Most, Career

955 Antonio Gates, 2003-18

589 Keenan Allen, 2013-20

586 Charlie Joiner, 1976-86

Most, Season

104 Keenan Allen, 2019

102 Keenan Allen, 2017

100 LaDainian Tomlinson, 2003

Most, Game

15 Austin Ekeler vs. Denver Oct. 6, 2019

Keenan Allen vs. Detroit Sept. 13, 2015

Kellen Winslow at Green Bay Oct. 7, 1984

14 Keenan Allen at Pittsburgh Dec. 2, 2018

Keenan Allen at Green Bay Oct. 18, 2015

David Boston at Jacksonville Oct. 5, 2003

Kellen Winslow vs. Kansas City Dec. 11, 1983

13 (8x), Last: K.Allen vs. Carolina Sept. 27, 2020

Most Consecutive Games With a Catch

96 Lance Alworth, 1962-69

80 Antonio Gates, 2003-08

78 Charlie Joiner, 1978-84

RECEIVING TOUCHDOWNS**Most Seasons Leading League**

3 Lance Alworth, 1964, 1965, 1966

Most, Career116 Antonio Gates, 2003-18
81 Lance Alworth, 1962-70
58 Gary Garrison, 1966-76**Most, Season**14 Tony Martin, 1996
Lance Alworth, 1965
13 (5x), Last: Antonio Gates, 2004
12 Antonio Gates, 2014
Gary Garrison, 1970**Most, Game**5 K. Winslow at Oakland Nov. 22, 1981
4 Lance Alworth at Denver Dec. 1, 1968
3 (14x) Last: D. Woodhead vs. Mia. Dec. 20, 2015**Most Consecutive Games**9 Antonio Gates, 2009-10
Lance Alworth, 1963
6 John Jefferson, 1980
Lance Alworth, 1964, 1967
5 Lance Alworth, 1965-66
Keenan Allen, 2018**SCRIMMAGE YARDS****Most, Career**16,445 LaDainian Tomlinson, 2001-09
11,841 Antonio Gates, 2003-18
9,721 Lance Alworth, 1962-70**Most, Season**2,370 LaDainian Tomlinson, 2003
2,323 LaDainian Tomlinson, 2006
2,172 LaDainian Tomlinson, 2002**Most, Game**271 LaDainian Tomlinson vs. Denver Dec. 1, 2002
261 Melvin Gordon vs. Tennessee Nov. 6, 2016
260 LaDainian Tomlinson vs. Oakland Dec. 28, 2003
Wes Chandler vs. Cincinnati Dec. 20, 1982**INTERCEPTIONS BY****Most Seasons Leading League**1 Casey Hayward, 2016
Antonio Cromartie, 2007**Most, Career**42 Gill Byrd, 1983-92
29 Dick Harris, 1960-65
26 Rodney Harrison, 1994-02**Most, Season**10 Antonio Cromartie, 2007
9 Charlie McNeil, 1961
8 (4x) Last: Ryan McNeil, 2001**Most, Game**3 A. Cromartie vs. Indianapolis Nov. 11, 2007
Dwayne Harper vs. Oakland Nov. 27, 1995
Pete Shaw at Cincinnati Nov. 2, 1980
Clarence Duren at Miami Oct. 30, 1977
Chris Fletcher at Denver Nov. 30, 1975
Joe Beauchamp vs. Denver Sept. 24, 1972
Leslie Duncan at Oakland Sept. 25, 1966
Bud Whitehead at Buffalo Oct. 10, 1965
Dick Harris at Buffalo Nov. 17, 1963
Charlie McNeil vs. Houston Sept. 24, 1961
C. McNeil vs. New York Titans Dec. 18, 1960
2 (85x) Last: D. King at Browns Oct. 15, 2018**Most Consecutive Games**5 Charlie McNeil, 1961
4 (4x) Last: Greg Jackson, 1998
3 (18x) Last: Stephen Cooper, 2008**INTERCEPTION RETURN YARDS****Most Seasons Leading League**

1 Charlie McNeil, 1961

Most, Career546 Gill Byrd, 1983-92
502 Charlie McNeil, 1960-64
477 Kenny Graham, 1964-69**Most, Season**349 Charlie McNeil, 1961
224 Stanley Richard, 1994
166 Vencie Glenn, 1987**Most, Game**177 Charlie McNeil vs. Houston, Sept. 24, 1961
106 Woodrow Lowe vs. Pittsburgh, Nov. 18, 1979
103 Vencie Glenn vs. Denver, Nov. 29, 1987**Longest Return**103t Vencie Glenn vs. Denver, Nov. 29, 1987
102t Donald Frank at L.A. Raiders, Oct. 31, 1993
100t Leslie Duncan vs. Kansas City, Oct. 15, 1967**INTERCEPTION RETURN TOUCHDOWNS****Most, Career**5 Kenny Graham, 1964-69
Dick Harris, 1960-65
4 Woodrow Lowe, 1976-86
3 Eric Weddle, 2007-15
Joe Beauchamp, 1966-75**Most, Season**3 Dick Harris, 1961
2 (9x) Last: Demorrio Williams, 2012
1 (75x) Last: Michael Davis, 2020**Most, Game**

1 (96x) Last: Michael Davis at Tampa Bay Oct. 4, 2020

SACKS**Most Seasons Leading League**

1 Shawne Merriman, 2006

Most, Career105.5 Leslie O'Neal, 1986-95
69.5 Shaun Phillips, 2004-12
67.0 Gary Johnson, 1975-84**Most, Season**17.5 Gary Johnson, 1980
17.0 S. Merriman, 2006
Leslie O'Neal, 1992
Steve DeLong, 1969
15.5 Fred Dean, 1978**Most, Game (since 1982)**5 Leslie O'Neal vs. Dallas Nov. 16, 1986
4 (5x) Last: A. Barnes vs. Balt. Dec. 18, 2011
3.5 (3x) Last: Kendall Reyes at N.Y.J. Dec. 23, 2012**PUNTS****Most, Career**771 Darren Bennett, 1995-03
756 Mike Scifres, 2003-15
519 Dennis Partee, 1968-75**Most, Season**95 Darren Bennett, 1998
92 Darren Bennett, 2000
89 Darren Bennett, 1997, 1999**Most, Game**11 (5x), Last: D. Bennett at Oak. Oct. 11, 1998
10 (10x) Last: D. Kaser at Jax Nov. 12, 2017
9 (14x), Last: D. Kaser at NYJ Dec. 24, 2017**PUNT YARDS****Most, Career**34,152 Mike Scifres, 2003-15
33,776 Darren Bennett, 1995-03
21,417 Dennis Partee, 1968-75**Most, Season**4,248 Darren Bennett, 2000
4,174 Darren Bennett, 1998
3,972 Darren Bennett, 1997**Most, Game**522 Darren Bennett at Oakland Oct. 11, 1998
493 Mike Scifres at Denver Nov. 18, 2012
492 Dennis Partee at Kansas City Nov. 10, 1974**Longest Punt**82 Paul Maguire vs. Dallas Nov. 19, 1961
73 Dennis Partee at Denver Oct. 17, 1971
72 Mike Scifres at Buffalo, Sept. 21, 2014**PUNTING AVERAGE****Highest, Career (minimum 100 att.)**47.4 Drew Kaser, 2016-18
45.2 Mike Scifres, 2003-15
43.8 Darren Bennett, 1995-03
42.9 Ralf Mojsiejenko, 1985-88**Highest, Season (minimum 50 att.)**48.3 Mike Scifres, 2012
48.1 Drew Kaser, 2017
46.7 Mike Scifres, 2010
46.3 Drew Kaser, 2016**Highest, Game (minimum 4 att.)**59.5 Mike Scifres at St. Louis Oct. 17, 2010
Darren Bennett at Pittsburgh Oct. 1, 1995
57.0 Drew Kaser at Denver Oct. 30, 2016
Mike Scifres vs. Kansas City Oct. 19, 2014
Darren Bennett at Kansas City Sept. 17, 2000
56.7 Darren Bennett at Denver Oct. 6, 1996**PUNT RETURN YARDS****Most Seasons Leading League**

1 Leslie "Speedy" Duncan, 1965

Most, Career2,388 Mike Fuller, 1975-80
1,651 Leslie "Speedy" Duncan, 1964-70
1,407 Darrien Gordon, 1983-96**Most, Season**537 Darrien Gordon, 1996
489 Eric Metcalf, 1997
475 Darrien Gordon, 1994**Most, Game**168 Eric Metcalf at Cincinnati Nov. 2, 1997
136 Mike Fuller at Buffalo Nov. 21, 1976
133 Andre Coleman at Phil. Sept. 17, 1995**Longest Return**95t L. Duncan vs. New York Jets, Nov. 24, 1968
90t Darrien Gordon at L.A. Raiders, Sept. 25, 1994
88t A. Coleman at Philadelphia, Sept. 17, 1995
Mike Fuller at New Orleans, Oct. 9, 1977**PUNT RETURN AVERAGE****Most Seasons Leading League**

2 Leslie "Speedy" Duncan, 1965, 1966

Highest, Career (minimum 50 ret.)13.7 Darrien Gordon, 1993-96
12.0 Leslie "Speedy" Duncan, 1964-70
11.3 Mike Fuller, 1975-80**Highest, Season (minimum 20 ret.)**15.5 Leslie "Speedy" Duncan, 1965
14.9 Darrien Gordon, 1996
13.8 Desmond King, 2018
13.2 (4x), Last: Darrien Gordon, 1994

PUNT RETURN TOUCHDOWNS

Most, Career

- 4 Leslie "Speedy" Duncan, 1964-70
- 3 Eric Metcalf, 1997
- Darrien Gordon, 1993-96
- 2 (5x) Last: Desmond King, 2017-19

Most, Season

- 3 Eric Metcalf, 1997
- 2 (3x) Last: Darrien Gordon, 1994
- 1 (19x) Last: Desmond King, 2019

Most, Game

- 2 Eric Metcalf at Cincinnati, Nov. 2, 1997
- 1 (25x) Last: D. King vs. Denver, Oct. 6, 2019

PUNT RETURNS

Most Seasons Leading League

- 1 Leslie Duncan, 1965

Most, Career

- 212 Mike Fuller, 1975-80
- 138 Leslie "Speedy" Duncan, 1964-70
- 124 Lionel James, 1984-88

Most, Season

- 46 Mike Fuller, 1979
- 45 Eric Metcalf, 1997
- 39 Mike Fuller, 1978

Most, Game

- 8 (4x) Last: Leon Johnson at Det. Dec. 7, 2003
- 7 (4x) Last: Mike Fuller at Hou. Dec. 17, 1978
- 6 (9x) Last: J. Herndon vs. Miami Dec. 20, 2015

Most Fair Catches, Season

- 25 Travis Benjamin, 2017
- 24 Kenny Graham, 1969
- 19 Chris Penn, 1999
- Darrien Gordon, 1994

Most Fair Catches, Game

- 6 Phil McConkey at Kansas City Dec. 17, 1989
- 5 Jeff Graham at Oakland Sept. 3, 2000
- Kenny Graham vs. Cincinnati Oct. 4, 1969
- Travis Benjamin vs. Denver Oct. 22, 2017

KICKOFF RETURN YARDS

Most, Career

- 6,469 Darren Sproles, 2005-10
- 3,997 Ronney Jenkins, 2000-02
- 3,914 Andre Coleman, 1994-96

Most, Season

- 1,541 Ronney Jenkins, 2001
- 1,531 Ronney Jenkins, 2000
- 1,528 Darren Sproles, 2005

Most, Game

- 250 Ronney Jenkins, at Oakland Nov. 18, 2001
- 221 Ronney Jenkins vs. N.O. Sept. 10, 2000
- 215 Richard Goodman at Oakland Jan. 1, 2012

Longest Return

- 105t Richard Goodman at Oakland Jan. 1, 2012
- 103t Darren Sproles at Denver Sept. 14, 2008
- Keith Lincoln vs. N.Y. Titans Sept. 16, 1962
- 99t Micheal Spurlock vs. Oakland Dec. 30, 2012

KICKOFF RETURN AVERAGE

Highest, Career (minimum 75 ret.)

- 25.3 Leslie "Speedy" Duncan, 1964-70
- 25.1 Darren Sproles, 2005-10
- 24.2 Ronney Jenkins, 2000-02

Highest, Season (minimum 10 ret.)

- 29.7 Antonio Cromartie, 2006
- 28.4 Keith Lincoln, 1962
- 28.0 Leslie "Speedy" Duncan, 1969

KICKOFF RETURN TOUCHDOWNS

Most, Career

- 4 Andre Coleman, 1994-96
- 3 Ronney Jenkins, 2000-02
- 2 Darren Sproles, 2005-08
- Anthony Miller, 1988-93

Most, Season

- 2 (3x) Last: Ronney Jenkins, 2001
- 1 (13x) Last: Micheal Spurlock, 2012

Most, Game

- 1 (19x) Last: M. Spurlock vs. Oak. Dec. 30, 2012

KICKOFF RETURNS

Most, Career

- 258 Darren Sproles, 2005-10
- 166 Andre Coleman, 1994-96
- 165 Ronney Jenkins, 2000-02

Most, Season

- 67 Ronney Jenkins, 2000
- 63 Darren Sproles, 2005
- 62 Andre Coleman, 1995

Most, Game

- 8 (5x) Last: D. Sproles at N.O. (at London) Oct. 26, 2008
- 7 (13x) Last: D. Sproles vs. Denver Oct. 19, 2009
- 6 (36x) Last: R. Goodman at Oakland Jan. 1, 2012

COMBINED KICKOFF AND PUNT RETURN YARDS

Most, Career

- 7,404 Darren Sproles, 2005-10
- 5,037 Leslie "Speedy" Duncan, 1964-70
- 4,240 Andre Coleman, 1994-96

Most, Season

- 1,737 Andre Coleman, 1995
- 1,636 Darren Sproles, 2005
- 1,625 Darren Sproles, 2008

COMBINED KICKOFF AND PUNT RETURNS

Most, Career

- 372 Darren Sproles, 2005-10
- 289 Mike Fuller, 1975-80
- 272 Leslie "Speedy" Duncan, 1964-70

Most, Season

- 90 Andre Coleman, 1995
- 81 Darren Sproles, 2005
- 80 Darren Sproles, 2009

SERVICE

Most Seasons, Active Player

- 17 David Binn, 1994-10
- 16 Antonio Gates, 2003-18
- Philip Rivers, 2004-19
- 15 Dan Fouts, 1973-87
- Russ Washington, 1968-82
- 14 Don Macek, 1976-89
- Doug Wilkerson, 1971-84

Most Games

- 256 David Binn, 1994-10
- 236 Antonio Gates, 2003-18
- 228 Philip Rivers, 2004-19
- 200 Junior Seau, 1990-02
- Russ Washington, 1968-82

Most Consecutive Games

- 225 Philip Rivers, 2005-19
- 179 David Binn, 1994-10
- 178 Russ Washington, 1968-80

Most Consecutive Starts

- 224 Philip Rivers, 2006-19
- 148 Russ Washington, 1970-80
- 140 Walt Sweeney, 1964-73

TEAM RECORDS

† indicates 9-game strike season

GAMES WON

- Most, Season**
 14 2006
 13 2009
 12 1961, 1979, 2004, 2018
- Fewest, Season**
 1 2000
 2 1973, 1975
 4 1962, 1972, 1986, 1991, 1997, 2003, 2015
- Most Consecutive**
 15 Nov. 27, 1960–Dec. 3, 1961
 11 Oct. 25, 2009–Jan. 3, 2010
 Oct. 29, 2006–Sept. 9, 2007
 8 (4x) Last: Oct. 24–Dec. 19, 2004
- Most Consecutive at Home**
 10 Nov. 5, 1978–Nov. 25, 1979
 9 Sept. 17, 2006–Sept. 9, 2007
 Nov. 27, 1960–Dec. 9, 1961
 8 Oct. 4, 1992–Sept. 19, 1993
- Most Consecutive on Road**
 11 Oct. 2, 1960–Nov. 12, 1961
 6 Oct. 25, 2009–Dec. 25, 2009
 Nov. 4, 1979–Sept. 28, 1980
 Oct. 14, 2018–Dec. 30, 2018
 5 Jan. 2, 1994–Oct. 16, 1994
- Most Consecutive at Start of Season**
 11 1961
 6 1994
 4 1966, 1980, 2002

GAMES LOST

- Most, Season**
 15 2000
 12 1975, 1986, 1991, 1997, 2003, 2015
 11 1973, 1998, 2001, 2016, 2019
- Fewest, Season**
 2 1961, 1965, 2006
 3 2009, 1963, 1982†
 4 1960, 1979, 2004
- Most Consecutive**
 11 Sept. 3, 2000–Nov. 19, 2000
 Sept. 21, 1975–Nov. 30, 1975
 9 (3x) Last: Dec. 8, 2002–Oct. 5, 2003
 8 (5x) Last: Dec. 4, 2016–Sept. 24, 2017
- Most Consecutive at Home**
 7 Nov. 13, 2016–Oct. 1, 2017
 6 (3x) Last: Nov. 13, 2016–Sept. 24, 2017
 5 (6x) Last: Nov. 13, 2016–Sept. 17, 2017
- Most Consecutive on Road**
 11 Oct. 6, 1985–Oct. 26, 1986
 8 (3x) Last: Sept. 3, 2000–Dec. 17, 2000
 7 Nov. 10, 2002–Oct. 5, 2003
 Sept. 20, 1998–Dec. 27, 1998
- Most Consecutive on Road Without Victory (Ties incl.)**
 14 Nov. 22, 1970–Nov. 19, 1972

POINTS

- Most, Season**
 492 2006
 478 1981
 467 1985
- Most, Game**
 58 vs. Denver, Dec. 22, 1963
 55 at Oakland, Nov. 22, 1981
 vs. Denver, Oct. 20, 1968
 54 vs. Buffalo, Nov. 19, 2017
- Most Game, Both Teams**
 98 vs. Pittsburgh, Dec. 8, 1985
 93 vs. N.Y. Titans, Dec. 18, 1960
 90 at Cincinnati, Nov. 12, 2006
- Most, Half**
 42 Nov. 12, 2006 at Cincinnati (second half)
 41 Nov. 5, 1961 vs. N.Y. Titans (second half)
 37 Nov. 19, 2017 vs. Buffalo (first half)

Most, Quarter

- 28 vs. Arizona Nov. 25, 2018 (second quarter)
 at Kansas City Nov. 15, 1964 (second quarter)
 vs. N.Y. Titans Nov. 5, 1961 (third quarter)
 vs. Houston Sept. 24, 1961 (second quarter)

Most, Quarter, Both Teams

- 38 at Denver Sept. 14, 2008 (second quarter)
 at Kansas City Oct. 19, 1986 (second quarter)
 at Denver Oct. 6, 1963 (second quarter)
 at Boston Oct. 7, 1961 (second quarter)

Fewest, Season

- 188 1973
 189 1975
 212 1974

Fewest, Game

- 0 (28x) Last: at Miami Nov. 2, 2014

Most Consecutive Games Not Shutout

- 241 Nov. 7, 1999–Oct. 23, 2014
 114 Oct. 4, 1992–Oct. 24, 1999
 105 Sept. 7, 1962–Oct. 26, 1969
 96 Nov. 16, 2014–Present

TOUCHDOWNS

Most, Season

- 61 1981
 60 1985
 59 2006

Most, Game

- 8 vs. Pittsburgh Dec. 8, 1985
 at Oakland Nov. 22, 1981
 7 (8x) Last: vs. Denver Dec. 28, 2008
 6 (37x) Last: at Jacksonville Dec. 8, 2019

Fewest, Season

- 22 1973, 1975
 23 1998
 25 1977, 1999

POINTS AFTER TOUCHDOWN

Most, Season

- 58 2006
 55 1981
 54 2004

Most, Game

- 7 (7x) Last: vs. Denver Dec. 28, 2008
 6 (30x) Last: at Jacksonville Dec. 8, 2019
 5 (52x) Last: at Cleveland Oct. 15, 2018

Fewest, Season

- 19 1973, 1998
 20 1975
 21 1977

TWO-POINT CONVERSIONS

Most, Season

- 6 2018
 3 1994
 2 1962, 1963, 1968, 1998, 2003, 2008, 2010,
 2015

Most, Game – (since 1994)

- 2 (2x) Last: Antonio Gates and Melvin Gordon
 vs. K.C. Sept. 9, 2018
 1 (19x) Last: H. Henry vs. Kansas City
 Nov. 18, 2019

Most Attempts, Season

- 8 2018
 7 1994
 5 2008
 4 1995, 1998, 2000

Most Attempts, Game – (since 1994)

- 3 (2x) Last: vs. Kansas City Sept. 9, 2018
 2 (5x) Last: vs. Kansas City Sept. 9, 2018
 1 (39x) Last: vs. Kansas City Nov. 18, 2019

FIELD GOALS

Most, Season

- 34 1994, 2013
 32 2009
 31 1993, 1999

Most, Game

- 6 (3x) Last: at Oakland Oct. 5, 1997
 5 (11x) Last: at Oakland Sept. 10, 2012
 4 (36x) Last: vs. Green Bay Nov. 3, 2019

Most Attempts, Season

- 43 2001
 40 1993
 38 1994

Most Attempts, Game

- 7 at N.Y. Jets Oct. 8, 1966
 6 (6x) Last: vs. Buffalo Nov. 19, 2017
 5 (27x) Last: vs. Green Bay, Nov. 3, 2019

Most, Game, Both Teams

- 9 vs. Kansas City Sept. 29, 1996
 8 at Indianapolis Nov. 3, 1996
 vs. New England Nov. 9, 1975
 7 (15x) Last: at Atlanta Oct. 23, 2016

Most Attempts, Game, Both Teams

- 10 (4x) Last: vs. Seattle Dec. 12, 1999
 9 (3x) Last: vs. Denver Dec. 1, 2002
 8 (22x) Last: at Atlanta Oct. 23, 2016

Fewest Made, Season

- 6 1974
 10 1976
 12 1964, 1970, 1973, 1975

Fewest Attempts, Season

- 16 1974
 19 1970
 20 1962, 1976, 1988, 2003

FIRST DOWNS

Most, Season

- 380 1985
 379 1981
 374 1984

Most, Game

- 35 at Kansas City Oct. 19, 1986
 34 vs. Miami Nov. 18, 1984 (OT)
 vs. Cincinnati Dec. 20, 1982
 33 at Philadelphia Sept. 15, 2013
 vs. Oakland Oct. 31, 2004

Most, Game, Both Teams

- 62 vs. Seattle Sept. 15, 1985
 58 vs. Seattle Dec. 29, 2002 (OT)
 at Cincinnati Sept. 22, 1985
 vs. Miami Nov. 18, 1984 (OT)
 57 at New England, Sept. 18, 2011
 at San Francisco Dec. 11, 1982

Fewest, Season

- 198 1973, 1975
 208 1961
 217 1962

Fewest, Game

- 3 at Denver Nov. 30, 1975
 5 at Denver Nov. 16, 2003
 vs. Oakland Oct. 5, 1970
 6 vs. Pittsburgh Dec. 24, 2000
 at Seattle Nov. 22, 1987

Most by Rushing, Season

- 137 2006
 131 2004
 127 1965, 1981

Most by Rushing, Game

- 19 vs. Oakland Nov. 27, 1960
 18 vs. Houston Oct. 3, 1965
 17 (3x) Last: vs. Denver, Dec. 28, 2008

Fewest by Rushing, Game

- 0 vs. Oakland Dec. 5, 2010
 at Oakland Nov. 14, 1999
 1 (17x) Last: at Indianapolis Sept. 25, 2016
 2 (51x) Last: at Chicago Oct. 27, 2019

Most by Passing, Season

- 259 1985
 244 1980
 240 1984

Most by Passing, Game

27 vs. Seattle Sept. 15, 1985
 26 at Green Bay Oct. 18, 2015
 23 vs. Cincinnati Dec. 20, 1982
 vs. N.Y. Giants Oct. 19, 1980

Fewest by Passing, Season

89 1975
 93 1973
 110 1961

Fewest by Passing, Game

0 at Kansas City Sept. 20, 1998
 1 at Denver Nov. 30, 1975 (OT)
 2 (3x) Last: at Denver Nov. 16, 2003

Most by Penalty, Season

39 (twice) 2013, 2019
 37 2004, 2014
 36 2016

Most by Penalty, Game

7 (3x) Last: vs. Tennessee Nov. 13, 2016
 6 (5x) Last: at Baltimore Nov. 30, 2014
 5 (20x) Last: at Oakland Nov. 7, 2019

Fewest by Penalty, Season

11 1975
 12 1964
 13 1968

NET YARDS GAINED**Most, Season**

6,744 1981
 6,535 1985
 6,410 1980

Most, Game

661 vs. Cincinnati Dec. 20, 1982
 593 vs. L.A. Raiders Nov. 10, 1985
 581 vs. Denver Oct. 20, 1968

Most, Game, Both Teams

1,102 vs. Cincinnati Dec. 20, 1982
 1,057 vs. Denver Oct. 20, 1968
 1,050 at Philadelphia Sept. 15, 2013

Fewest, Season

3,411 1975
 3,622 1973
 3,953 1970

Fewest, Game

70 at Denver Nov. 2, 1969
 93 vs. Oakland Oct. 5, 1975
 96 at Denver Nov. 16, 2003

Most Total Offensive Plays, Season

1,154 1984
 1,135 1980
 1,129 1981

Fewest Total Offensive Plays, Season

617 1982[†]
 753 1963
 759 1964

RUSHING**Most Attempts, Season**

590 1978
 525 2004
 522 2006

Most Attempts, Game

58 vs. Oakland, Nov. 20, 1977
 53 (4x) Last: vs. Detroit Dec. 16, 2007
 51 at Kansas City Sept. 12, 1983

Fewest Attempts, Season

267 1982[†]
 351 2000
 361 1966

Most Yards, Season

2,578 2006
 2,257 1990
 2,248 1991

Most Yards, Game

289 vs. Denver Dec. 28, 2008
 287 vs. N.Y. Jets Oct. 13, 1963
 274 vs. Detroit Dec. 16, 2007

Fewest Yards, Game

2 vs. Boston Dec. 17, 1961
 3 vs. Dallas Texans Nov. 19, 1961
 11 vs. Buffalo Nov. 20, 1960

Most Touchdowns, Season

32 2006
 26 1981
 25 1979

Fewest Touchdowns, Season

4 2012, 2015
 5 1997
 6 2014

Most Touchdowns, Game

5 (4x) Last: vs. Denver Dec. 28, 2008
 4 (22x) Last: at Tennessee Dec. 25, 2009
 3 (47x) Last: at Cleveland Oct. 15, 2018

RUSHING AVERAGE**Highest, Season**

5.6 1963
 5.1 2003
 4.9 2006

Highest, Game

8.52 vs. N.Y. Jets Dec. 24, 1967
 8.44 vs. Denver Dec. 22, 1963
 8.26 vs. Cleveland Nov. 5, 2006

PASSING**Most Attempts, Season**

667 2015
 662 1984
 635 1983

Most Attempts, Game

65 at Green Bay Oct. 18, 2015
 at Kansas City Oct. 19, 1986
 58 vs. Oakland Oct. 25, 2015
 at Kansas City Dec. 22, 1985
 56 vs. Miami Nov. 18, 1984, (OT)

Fewest Attempts, Season

337 1975
 338 1982[†]
 349 1974

Fewest Attempts, Game

6 at Cleveland Dec. 19, 2004
 10 vs. Kansas City Dec. 18, 1988
 11 (2x) Last: vs. Houston Oct. 28, 2007

Most Completions, Season

442 2015
 401 1984
 386 1985

Most Completions, Game

43 at Green Bay Oct. 18, 2015
 38 vs. Oakland Oct. 25, 2015
 37 (3x) Last: at Kansas City Oct. 19, 1986

Fewest Completions, Game

1 at Kansas City Sept. 20, 1998
 3 vs. Oakland Oct. 5, 1975
 4 at Cleveland Dec. 19, 2004
 vs. Kansas City Nov. 2, 1986

Most Net Yards Gained, Season

4,870 1985
 4,739 1981
 4,661 1983

Most Net Yards Gained, Game

494 vs. Seattle Sept. 15, 1985
 488 at Green Bay Oct. 18, 2015
 486 vs. Cincinnati Dec. 20, 1982

Fewest Net Yards Gained, Season

1,610 1975
 1,808 1973
 2,244 1977

Fewest Net Yards Gained, Game

-22 vs. Oakland Oct. 5, 1975
 -19 at Kansas City Sept. 20, 1998
 7 at Washington Sept. 16, 1973

Most Touchdowns, Season

37 1985
 34 1981, 2008
 33 2016

Fewest Touchdowns, Season

7 1975
 9 1973
 11 1977, 1988, 1998

Most Touchdowns, Game

7 at Oakland Nov. 22, 1981
 5 (9x) Last: vs. Oakland Oct. 31, 2004
 4 (30x) Last: at Jacksonville Dec. 8, 2019

Most Had Intercepted, Season

34 1962, 1998
 33 1968, 1983, 1986
 30 1964, 1973, 1978, 1985, 2000

Most Had Intercepted, Game

7 at Seattle Dec. 13, 1998
 vs. Kansas City Dec. 8, 1968
 6 (6x) Last: vs. Green Bay Oct. 24, 1999
 5 (14x) Last: at Denver Dec. 27, 1987

Fewest Had Intercepted, Season

8 2004
 9 2006
 10 2009

SACKED ATTEMPTING TO PASS**Most Times, Season**

57 1970
 53 2000
 51 1997

Fewest Times, Season

11 1967
 12 1982[†]
 18 1968, 2017

Most Times Sacked Opponent, Season

62 1986
 61 2006
 60 1980

Most Times Sacked Opponent, Game

11 at New York Jets Dec. 23, 2012
 vs. Dallas Nov. 16, 1986
 10 vs. Green Bay Sept. 24, 1978
 9 (5x) Last: at Cleveland Dec. 24, 2016

PUNTS**Most, Season**

95 1998
 92 2000
 90 1997

Most, Game

11 (5x) Last: at Oakland Oct. 11, 1998
 10 (11x) Last: at Jacksonville Nov. 12, 2017
 9 (12x) Last: at New York Jets Dec. 24, 2017

Fewest, Season

23 1982[†]
 45 1972
 47 2011

Fewest, Game

0 (7x) Last: at Miami Sept. 29, 2019
 1 (35x) Last: vs. Kansas City, Jan. 1, 2017
 2 (79x) Last: vs. Minnesota, Dec. 15, 2019

Fewest, Game, Both Teams

1 (2x) Last: at Oakland Jan. 1, 2012
 2 (7x) Last: vs. Kansas City Jan. 1, 2017
 3 (16x) Last: at Rams, Sept. 23, 2018

PUNT YARDS**Most, Season**

4,248 2000
 4,174 1998
 3,972 1997

Most, Game

522 at Oakland Oct. 11, 1998
 493 at Denver Nov. 18, 2012
 492 at Kansas City Nov. 10, 1974

Fewest, Season

868 1982[†]
 1,813 1972
 2,234 2011

Highest Average, Season

48.1 2017
 47.5 2011
 47.0 2019

Lowest Average, Season

36.3 1978
 36.5 1979
 36.8 1975

PUNT RETURNS**Most, Season**

57 1978
 52 1979
 49 2003

Most, Game

8 (4x) Last: at Detroit Dec. 7, 2003
 7 (7x) Last: at Houston Dec. 7, 1978
 6 (13x) Last: vs. Miami Dec. 20, 2015

Fewest, Season

12 1982†
 20 2015
 21 1966

Most Fair Catches, Season

32 1969
 26 2015, 2017
 25 1991, 1999

Most Fair Catches, Game

6 at Kansas City Dec. 17, 1989
 vs. Chicago Dec. 4, 1978
 5 (3x) Last: at Oakland Sept. 3, 2000
 4 (11x) Last: at New York Jets Dec. 24, 2017

Fewest Fair Catches, Season

0 1960, 1961, 1962, 1963, 1964, 1965, 1975
 1 1976
 3 1977

PUNT RETURN YARDS**Most, Season**

590 1978
 559 1996
 542 1998

Most, Game

168 at Cincinnati Nov. 2, 1997
 151 vs. Kansas City Sept. 20, 1965
 139 vs. New York Titans Nov. 5, 1961

Fewest, Season

84 2015
 118 2019
 138 1982†

Highest Average, Season

15.5 1961
 14.7 1996
 13.4 1965

Lowest Average, Season

4.2 2015
 5.4 2019
 5.6 1970

PUNT RETURN TOUCHDOWNS**Most, Season**

3 1997
 2 1965, 1973, 1990, 1994
 1 (16x) Last: 2019

Most, Game

2 at Cincinnati Nov. 2, 1997
 1 (25x) Last: vs. Denver Oct. 26, 2019

KICKOFF RETURNS**Most, Season**

84 2003
 83 2000
 75 1997

Most, Game

9 (7x) Last: vs. New York Jets Nov. 3, 2002
 8 (15x) Last: at N.O. (at London) Oct. 26, 2008
 7 (51x) Last: at Seattle Sept. 26, 2010

Most, Game, Both Teams

17 vs. Pittsburgh Dec. 8, 1985
 16 vs. New York Titans Dec. 18, 1960
 15 (3x) Last: at New York Giants Oct. 2, 1983

KICKOFF RETURN YARDS**Most, Season**

1,804 2003
 1,792 2000
 1,716 2001

Most, Game

269 at Oakland Nov. 18, 2001
 242 vs. Atlanta Oct. 21, 1973
 232 vs. Kansas City Dec. 13, 1964

Fewest, Season

474 2017
 508 2016
 577 2014

Highest Average, Season

26.0 2001
 25.6 2011
 25.5 2007

Lowest Average, Season

16.5 1961
 17.5 1986
 18.0 1992

KICKOFF RETURN TOUCHDOWNS**Most, Season**

2 1988, 1994, 1995, 2001
 1 1962, 1985, 1989, 1991, 1997, 2000, 2004,
 2007, 2008, 2011, 2012

Most, Game

1 (19x) Last: vs. Oakland Dec. 30, 2012

PENALTIES**Most Seasons Leading League**

3 1962, 1964, 1965

Most, Season

137 1998
 129 1997
 128 1981

Most, Game

19 at Kansas City Nov. 16, 1997
 16 vs. Baltimore Nov. 15, 1998
 15 at Indianapolis Nov. 3, 1997

Fewest, Season

63 1969
 64 1982†
 68 1966

Fewest, Game

0 (5x) Last: at Denver Oct. 9, 2011
 1 (28x) Last: vs. Buffalo Nov. 19, 2017
 2 (39x) Last: at Oakland Dec. 22, 2019

Most Yards, Season

1,229 1998
 1,101 1997
 1,039 1988

Most Yards, Game

148 vs. N.Y. Jets Oct. 13, 1963
 146 vs. Baltimore Nov. 15, 1998
 at Kansas City Nov. 16, 1997
 138 at Seattle Nov. 16, 1981

FUMBLES**Most, Season**

44 1985
 42 1983
 40 1972, 1973, 1980

Most, Game

9 vs. Green Bay Sept. 24, 1978
 7 vs. Cincinnati Sept. 30, 1973
 6 (5x) Last: vs. Pittsburgh Dec. 13, 1987

Most by Opponent, Game

9 at Kansas City Nov. 15, 1964
 7 (3x) Last: vs. Washington Sept. 9, 2001
 6 (6x) Last: vs. Arizona Dec. 9, 1995

Most, Game, Both Teams

11 (3x) Last: vs. Kansas City Oct. 13, 1985
 10 (5x) Last: vs. Seattle Nov. 25, 1990
 9 (7x) Last: vs. Washington Sept. 9, 2001

Fewest, Season

13 1993
 14 2009, 2013
 16 1963, 2002, 2014

Most Lost, Season

22 1980, 1981, 1983
 21 1973, 1978
 20 1972, 1987, 2000

Most Lost, Game

6 vs. Green Bay Sept. 24, 1978
 4 (10x) Last: at Baltimore Dec. 10, 2000
 3 (40x) Last: at Indianapolis Sept. 25, 2016

Most Own Recovered, Season

25 1985
 21 1979
 20 1972, 1973, 1975, 1983

Most Own Recovered, Game

5 (5x) Last: vs. Oakland Dec. 26, 1999
 4 (7x) Last: vs. Seattle Sept. 14, 2014
 3 (42x) Last: at Denver Jan. 3, 2016

Fewest Own Recovered, Season

4 1963, 2013
 7 1989, 2009
 8 1965, 1967, 1968, 1993, 2002, 2003, 2016

Most Opponents Recovered, Season

22 1986
 18 1973, 1979, 1980, 1981, 2007
 17 1960, 1961, 1963, 1983, 1984

Fewest Opponents Recovered, Season

3 2019
 4 2011
 5 1963

POINTS ALLOWED**Most, Season**

462 1983
 441 2003
 440 2000

Most, Game

57 at St. Louis Oct. 1, 2000
 52 at Pittsburgh Nov. 25, 1984
 51 at Oakland Oct. 29, 1967

Most, Quarter

31 at Oakland Dec. 8, 1963 (4Q)
 30 at St. Louis Nov. 20, 1983 (2Q)
 28 (5x) Last: at Minnesota Nov. 28, 1999 (2Q)

Fewest, Season

205 1977
 219 1961
 221 1982†

Fewest, Game

0 (18x) Last: vs. Denver Oct. 22, 2017
 3 (16x) Last: at Denver Nov. 22, 2009
 6 (19x) Last: at Dallas Nov. 23, 2017

FIRST DOWNS ALLOWED**Most, Season**

365 1981
 364 1985
 347 1983

Most, Game

34 (3x) Last: at Denver Sept. 14, 2008
 33 (2x) Last: at Rams, Sept. 23, 2018
 32 at Pittsburgh Oct. 4, 2009

Fewest, Season

190 1965
 196 1982†
 224 1962

Fewest, Game

5 vs. Kansas City Dec. 12, 2010
 at Tampa Bay Sept. 19, 1976
 6 (2x) Last: at Oakland Oct. 11, 1998

7 (5x) Last: vs. Houston Sept. 15, 2002

Most by Rushing, Season

154 1975
 143 1971
 137 1983

Most by Rushing, Game

19 (3x), Last: at Seattle Nov. 22, 1987
 17 vs. Houston Sept. 23, 1962
 16 vs. New England Oct. 16, 1977
 vs. Kansas City Dec. 18, 1966

Fewest by Rushing, Season

54 1965
65 1982
71 1969

Fewest by Rushing, Game

0 (5x) Last: at Indianapolis Nov. 28, 2010
1 (23x) Last: vs. Green Bay Nov. 3, 2019
2 (42x) Last: vs. Cleveland Oct. 4, 2015

Most by Passing, Season

218 1985
216 1981
213 2008

Most by Passing, Game

24 at Denver Nov. 19, 2000
23 at New England Sept. 18, 2011
22 (4x) Last: vs. Philadelphia Nov. 15, 2009

Fewest by Passing, Season

105 1977
114 1971
116 1965

Fewest by Passing, Game

1 (3x) Last: vs. Oakland Dec. 28, 2003
2 (6x) Last: at Cleveland Dec. 19, 2004
3 (12x) Last: vs. Minnesota, Sept. 11, 2011

Most by Penalty, Season

41 2000, 2004, 2014
35 1981, 1997, 1998
33 2017

Most by Penalty, Game

7 vs. Cleveland, Nov. 5, 2006
6 (9x) Last: vs. Kansas City Sept. 24, 2017
5 (21x) Last: at Chicago Oct. 27, 2019

Fewest by Penalty, Season

12 1982[†]
13 1969, 1992
14 1976

NET YARDS ALLOWED**Most, Season**

6,265 1985
6,136 1981
6,034 2002

Most, Game

614 at St. Louis Oct. 1, 2000
591 vs. Seattle Dec. 29, 2002
553 at Oakland Sept. 22, 1996

Fewest, Season

3,253 1982[†]
3,268 1965
3,652 1977

Fewest, Game

58 at Oakland (at San. Fran.) Oct. 22, 1961
67 vs. Kansas City Dec. 12, 2010
99 vs. Indianapolis Nov. 1, 1992

RUSHING ALLOWED**Most Attempts, Season**

606 1975
559 1973
552 1983

Most Attempts, Game

61 at Chicago Oct. 25, 1981 (OT)
60 at Denver Nov. 30, 1975
59 at Oakland Sept. 18, 1977

Fewest Attempts, Season

230 1982[†]
306 1965
355 2004

Fewest Attempts, Game

9 vs. Detroit Dec. 16, 2007
vs. Miami Sept. 7, 1986
10 (2x) Last: vs. Tennessee Sept. 16, 2012
11 (6x) Last: vs. Green Bay Nov. 3, 2019

Most Yards, Season

2,442 1975
2,403 1966
2,296 1971

Most Yards, Game

378 at Minnesota Nov. 4, 2007
355 at San Francisco Dec. 20, 2014
328 at Denver Nov. 30, 1975

Fewest Yards, Season

961 1982[†]
1,094 1965
1,140 1998

Fewest Yards, Game

2 at Oakland (at San. Fran.) Oct. 22, 1961
11 at Carolina Dec. 17, 2000
13 at Oakland Oct. 5, 1997

Most Touchdowns, Season

26 1983
25 1971, 1981, 1985
23 1973, 1984

Fewest Touchdowns, Season

7 1961, 1965
8 1999, 2011
10 (12x) Last: 2012

Most Touchdowns Allowed, Game

5 vs. Atlanta Oct. 21, 1973
at Houston Sept. 18, 1960
4 (11x) Last: at Washington Nov. 3, 2013
3 (46x) Last: vs. New Orleans Oct. 2, 2016

PASSING ALLOWED**Most Attempts, Season**

636 1996
607 2002, 2004
605 2008

Most Attempts, Game

61 vs. St. Louis Sept. 20, 1987
58 (2x) Last: vs. Tennessee Oct. 3, 2004
57 (2x) Last: at Oakland Sept. 22, 1996

Fewest Attempts, Season

330 1977
341 1973
342 1982[†]

Fewest Attempts, Game

7 at Detroit Nov. 6, 1977
12 (2x) Last: at Denver Dec. 10, 1972
13 (4x) Last: at Cincinnati Oct. 4, 1987

Most Completions, Season

411 2008
375 2002
372 2004

Most Completions, Game

40 vs. Cincinnati Dec. 20, 1982
39 vs. Tennessee Oct. 3, 2004
37 Kansas City Oct. 9, 1994

Fewest Completions, Season

170 1966
172 1977
177 1973

Fewest Completions, Game

3 at Tampa Bay Sept. 19, 1976
5 (5x) Last: at Cincinnati Oct. 4, 1987
6 (6x) Last: vs. Oakland Dec. 28, 2003

Most Net Yards, Season

4,311 1981
4,295 2002
4,293 1985

Most Net Yards, Game

453 at St. Louis Nov. 10, 2002
451 at St. Louis Oct. 1, 2000
443 at Denver Nov. 19, 2000

Fewest Net Yards, Season

1,725 1977
2,155 1966
2,174 1965

Fewest Net Yards, Game

-13 at Cincinnati Oct. 4, 1987
-4 at Tampa Bay Sept. 19, 1976
0 vs. Oakland Dec. 28, 2003
vs. Cincinnati Dec. 6, 1970

Most Touchdowns, Season

36 2003
33 2000
31 1997

Most Touchdowns, Game

5 (8x) Last: at Tampa Bay, Oct. 4, 2020
4 (30x) Last: vs. Kansas City Sept. 9, 2018
3 (108x) Last: at Denver, Nov. 1, 2020

Fewest Touchdowns, Season

10 1982[†]
11 1979
13 1966, 1970, 1974

INTERCEPTIONS BY**Most, Season**

49 1961 (NFL Record)
31 1969
30 1964, 2007

Most, Game

6 (6x) Last: vs. Indianapolis Nov. 11, 2007
5 (9x) Last: vs. Buffalo Nov. 19, 2017
4 (30x) Last: at Indianapolis Nov. 28, 2010

Most, Game, Both Teams

10 at Seattle Dec. 13, 1998
9 (2x) Last: at Denver Sept. 21, 1980
8 (11x) Last: vs. Indianapolis Nov. 11, 2007

Fewest, Season

7 2014
9 1970
10 2005

Most Yards Returned, Season

929 1961 (NFL Record)
562 1979
499 1984

Most Yards Returned, Game

194 vs. Houston Sept. 24, 1961
174 vs. Denver Oct. 29, 1961
171 vs. Pittsburgh Nov. 18, 1979

Fewest Yards Returned, Season

65 2014
90 1970
123 1999

Most Touchdowns by Returns, Season

9 1961 (NFL Record)
5 2012
4 1984, 2000

Most Touchdowns by Returns, Game

2 at Indianapolis Nov. 28, 2010
vs. Denver Oct. 29, 1961
1 (91x) Last: at Tampa Bay Oct. 4, 2020

Most Consecutive Games

46 1960-63 (NFL Record)

PUNT RETURNS**Most by Opponents, Season**

56 1988
51 1996, 2000
49 1998

Fewest by Opponents, Season

7 1982[†]
16 1968
17 1960, 1972

Most Yards by Opponents, Season

722 2000
612 1996
601 1976

Most Yards by Opponent, Game

160 at Kansas City, Sept. 13, 2010
150 at Denver Dec. 27, 1987
142 at Oakland Oct. 29, 1967

KICKOFF RETURNS**Most by Opponent, Season**

90 2006
88 1981
87 2009

Fewest by Opponent, Season

21 2016
32 2015
35 1973, 2019

Most by Opponent, Game

10 (4x) Last: vs. Detroit Dec. 16, 2007
9 (7x) Last: at Indianapolis Nov. 28, 2010
8 (25x) Last: at Kansas City Nov. 24, 2013

CAREER TOP-10

RUSHING YARDS

1. LaDainian Tomlinson, 2001-09 12,490
2. Paul Lowe, 1960-68 4,972
3. Marion Butts, 1989-93 4,297
4. Melvin Gordon, 2015-19 4,240
5. Ryan Mathews, 2010-14 4,061
6. Natrone Means, 1993-95, 98-99 3,885
7. Chuck Muncie, 1980-84 3,309
8. Don Woods, 1974-80 2,858
9. Keith Lincoln, 1961-66, 68 2,698
10. Dick Post, 1967-70 2,519

RUSHING TOUCHDOWNS

1. LaDainian Tomlinson, 2001-09 138
2. Chuck Muncie, 1980-84 43
3. Paul Lowe, 1960-68 38
4. Melvin Gordon, 2015-19 36
5. Natrone Means, 1993-95, 98-99 34
6. Marion Butts, 1989-93 31
7. Ryan Mathews, 2010-14 23
8. Mike Tolbert, 2008-11 20
9. Tim Spencer, 1985-90 19
10. Hank Bauer, 1977-82 17
- Rod Bernstine, 1987-92 17
- Dick Post, 1967-70 17
- Clarence Williams, 1977-81 17

RUSHING ATTEMPTS

1. LaDainian Tomlinson, 2001-09 2,880
2. Melvin Gordon, 2015-19 1,059
3. Marion Butts, 1989-93 1,031
4. Paul Lowe, 1960-68 1,015
5. Natrone Means, 1993-95, 98-99 1,013
6. Ryan Mathews, 2010-14 923
7. Chuck Muncie, 1980-84 773
8. Don Woods, 1974-80 713
9. Keith Lincoln, 1961-66, 68 573
10. Mike Garrett, 1970-73 572

TOTAL YARDS FROM SCRIMMAGE

1. LaDainian Tomlinson, 2001-09 16,445
2. Antonio Gates, 2003-18 11,841
3. Lance Alworth, 1962-70 9,721
4. Charlie Joiner, 1976-86 9,191
5. Gary Garrison, 1966-76 7,562
6. **Keenan Allen, 2013-20 7,195**
7. Kellen Winslow, 1979-87 6,741
8. Wes Chandler, 1981-87 6,197
9. Melvin Gordon, 2015-19 6,113
10. Paul Lowe, 1960-68 6,017

PASSING YARDS

1. Philip Rivers, 2004-19 59,271
2. Dan Fouts, 1973-87 43,040
3. John Hadl, 1962-72 26,938
4. Stan Humphries, 1992-97 16,085
5. Drew Brees, 2001-05 12,348
6. Jack Kemp, 1960-62 5,996
7. Doug Flutie, 2001-04 4,901
8. John Friesz, 1990-93 4,396
9. Jim Harbaugh, 1999-00 4,177
10. Billy Joe Tolliver, 1989-90 3,671

TOUCHDOWN PASSES

1. Philip Rivers, 2004-19 397
2. Dan Fouts, 1973-87 254
3. John Hadl, 1962-72 201
4. Stan Humphries, 1992-97 85
5. Drew Brees, 2001-05 80
6. Jack Kemp, 1960-62 37
7. Tobin Rote, 1963-64 29
8. Doug Flutie, 2001-04 25
9. Billy Joe Tolliver, 1989-90 21
10. **Justin Herbert, 2020 19**
- John Friesz, 1990-93 19

PASS ATTEMPTS

1. Philip Rivers, 2004-19 7,591
2. Dan Fouts, 1973-87 5,604
3. John Hadl, 1962-72 3,640
4. Stan Humphries, 1992-97 2,350
5. Drew Brees, 2001-05 1,809
6. Jack Kemp, 1960-62 815
7. John Friesz, 1990-93 747
8. Doug Flutie, 2001-04 737
9. Jim Harbaugh, 1999-00 636
10. Billy Joe Tolliver, 1989-90 595

PASS COMPLETIONS

1. Philip Rivers, 2004-19 4,908
2. Dan Fouts, 1973-87 3,297
3. John Hadl, 1962-72 1,824
4. Stan Humphries, 1992-97 1,335
5. Drew Brees, 2001-05 1,125
6. Doug Flutie, 2001-04 408
7. John Friesz, 1990-93 401
8. Jack Kemp, 1960-62 389
9. Jim Harbaugh, 1999-00 372
10. Billy Joe Tolliver, 1989-90 305

PASSES INTERCEPTED

1. Dan Fouts, 1973-87 242
2. John Hadl, 1962-72 211
3. Philip Rivers, 2004-19 198
4. Stan Humphries, 1992-97 73
5. Drew Brees, 2001-05 53
6. Jack Kemp, 1960-62 49
7. Ryan Leaf, 1998-00 33
8. Tobin Rote, 1963-64 32
9. Craig Whelihan, 1995-98 29
10. Jim Harbaugh, 1999-00 24
- Billy Joe Tolliver, 1989-90 24

RECEIVING YARDS

1. Antonio Gates, 2003-18 11,841
2. Lance Alworth, 1962-70 9,584
3. Charlie Joiner, 1976-86 9,203
4. Gary Garrison, 1966-76 7,533
5. **Keenan Allen, 2013-20 7,095**
6. Kellen Winslow, 1979-87 6,741
7. Wes Chandler, 1981-87 6,132
8. Anthony Miller, 1988-93 5,582
9. Malcom Floyd, 2004-15 5,550
10. Vincent Jackson, 2005-11 4,754

RECEIVING TOUCHDOWNS

1. Antonio Gates, 2003-18 116
2. Lance Alworth, 1962-70 81
3. Gary Garrison, 1966-76 58
4. Charlie Joiner, 1976-86 47
5. Kellen Winslow, 1979-87 45
6. Wes Chandler, 1981-87 41
7. **Keenan Allen, 2013-20 39**
8. Vincent Jackson, 2005-11 37
9. Anthony Miller, 1988-93 37
10. John Jefferson, 1978-80 36

RECEPTIONS

1. Antonio Gates, 2003-18 955
2. **Keenan Allen, 2013-20 589**
3. Charlie Joiner, 1976-86 586
4. Kellen Winslow, 1979-87 541
5. LaDainian Tomlinson, 2001-09 530
6. Lance Alworth, 1962-70 493
7. Gary Garrison, 1966-76 404
8. Ronnie Harmon, 1990-95 377
9. Anthony Miller, 1988-93 374
10. Wes Chandler, 1981-87 373

QUARTERBACK SACKS

1. Leslie O'Neal, 1986, 1988-95 105.5
2. Shaun Phillips, 2004-12 69.5
3. Gary Johnson, 1975-84 67.0
4. Lee Williams, 1984-90 65.5
5. Fred Dean, 1975-81 53.5
6. **Melvin Ingram, 2012-20 49.0**
7. Junior Seau, 1990-02 47.0
8. Raylee Johnson, 1993-03 46.0
9. **Joey Bosa, 2016-20 44.5**
10. Shawne Merriman, 2005-09 43.5
- Leroy Jones, 1976-83 43.5

INTERCEPTIONS

1. Gill Byrd, 1983-92 42
2. Dick Harris, 1960-65 29
3. Rodney Harrison, 1994-02 26
4. Kenny Graham, 1964-69 25
5. Mike Williams, 1975-82 24
6. Joe Beauchamp, 1966-75 23
7. Quentin Jammer, 2002-12 21
- Woodrowe Lowe, 1976-86 21
- Bob Howard, 1967-74 21
- Leslie "Speedy" Duncan, 1964-69 21

INTERCEPTION RETURN YARDS

1. Gill Byrd, 1983-92 546
2. Charlie McNeil, 1960-64 502
3. Kenny Graham, 1964-69 477
4. Joe Beauchamp, 1966-75 433
5. Dick Harris, 1960-65 413
6. Rodney Harrison, 1994-02 345
7. Woodrowe Lowe, 1976-86 343
8. Darren Carrington, 1991-94 337
9. Leslie Duncan, 1964-69 322
10. Glen Edwards, 1978-81 309

INTERCEPTION RETURN TOUCHDOWNS

1. Kenny Graham, 1964-69 5
- Dick Harris, 1960-65 5
- Woodrowe Lowe, 1976-86 4
- Eric Weddle, 2007-13 3
- Joe Beauchamp, 1966-75 3
- Desmond King, 2017-20 2
- Shaun Phillips, 2004-12 2
- Demorrio Williams, 2012 2
- Antonio Cromartie, 2006-09 2
- Clinton Hart, 2004-09 2
- (10) others with 2 each 2

TOUCHDOWNS SCORED

1. LaDainian Tomlinson, 2001-09 153
2. Antonio Gates, 2003-18 116
3. Lance Alworth, 1962-70 83
4. Gary Garrison, 1966-76 58
5. Melvin Gordon, 2015-19 47
- Charlie Joiner, 1976-86 47
- Paul Lowe, 1960-68 46
8. Kellen Winslow, 1979-87 45
- Chuck Muncie, 1980-84 45
10. Wes Chandler, 1981-87 41

POINTS SCORED

1. John Carney, 1990-00 1,076
2. LaDainian Tomlinson, 2001-09 918
3. Nate Kaeding, 2004-12 889
4. Rolf Benirschke, 1977-86 766
5. Antonio Gates, 2003-18 700
6. Lance Alworth, 1962-70 500
7. Nick Novak, 2011-14 459
8. Dennis Partee, 1968-75 380
9. Gary Garrison, 1966-76 348
10. Melvin Gordon, 2015-19 286

FIELD GOALS

1. John Carney, 1990-00.....	261
2. Nate Kaeding, 2004-12.....	180
3. Rolf Benirschke, 1977-86.....	146
4. Nick Novak, 2011-14, 17.....	110
5. Dennis Pardee, 1968-75.....	71
6. Josh Lambo, 2015-16.....	52
7. George Blair, 1961-64.....	50
8. Michael Badgley, 2018-20	42
Steve Christie, 2001-03.....	42
10. Ray Wersching, 1973-76.....	32

FIELD GOAL ATTEMPTS

1. John Carney, 1990-00.....	320
2. Rolf Benirschke, 1977-86.....	208
3. Nate Kaeding, 2004-12.....	207
4. Nick Novak, 2011-14, 17.....	130
5. Dennis Pardee, 1968-75.....	121
6. George Blair, 1961-64.....	80
7. Ray Wersching, 1973-76.....	68
8. Josh Lambo, 2015-16.....	64
9. Dick Van Raaphorst, 1966-67.....	61
10. Steve Christie, 2001-03.....	57

KICKOFF RETURN YARDS

1. Darren Sproles, 2005-10.....	6,469
2. Ronney Jenkins, 2000-02.....	3,997
3. Andre Coleman, 1994-96.....	3,914
4. Leslie "Speedy" Duncan, 1964-70.....	3,386
5. James Brooks, 1981-83.....	2,305
6. Kenny Bynum, 1997-00.....	2,182
7. Lionel James, 1984-88.....	2,094
8. Nate Lewis, 1990-93.....	2,047
9. Artie Owens, 1976-79.....	1,998
10. Tim Dwight, 2001-04.....	1,876

KICKOFF RETURN TOUCHDOWNS

1. Andre Coleman, 1994-96.....	4
2. Ronney Jenkins, 2000-02.....	3
3. Darren Sproles, 2005-10.....	2
Anthony Miller, 1988-93.....	2
5. Micheal Spurlock, 2012.....	1
Tim Dwight, 2001-04.....	1
Richard Goodman, 2010-11.....	1
Rodney Harrison, 1994-02.....	1
Nate Lewis, 1990-93.....	1
Jamie Holland, 1987-89.....	1
Gary Anderson, 1985-88.....	1
Keith Lincoln, 1960-66.....	1

KICKOFF RETURNS

1. Darren Sproles, 2005-10.....	258
2. Andre Coleman, 1994-96.....	166
3. Ronney Jenkins, 2000-02.....	165
4. Leslie "Speedy" Duncan, 1964-70.....	134
5. Kenny Bynum, 1997-00.....	107
6. James Brooks, 1981-83.....	105
7. Lionel James, 1984-88.....	99
8. Nate Lewis, 1990-93.....	92
9. Artie Owens, 1976-79.....	88
10. Tim Dwight, 2001-04.....	80

PUNT RETURN YARDS

1. Mike Fuller, 1975-80.....	2,388
2. Leslie "Speedy" Duncan, 1964-70.....	1,651
3. Darrien Gordon, 1993-94, 96.....	1,407
4. Lionel James, 1984-88.....	1,193
5. Darren Sproles, 2005-10.....	935
6. Eric Parker, 2002-06.....	881
7. James Brooks, 1981-83.....	565
8. Tim Dwight, 2001-04.....	508
9. Eric Metcalf, 1997.....	489
10. Desmond King, 2017-20.....	455

PUNT RETURN TOUCHDOWNS

1. Leslie "Speedy" Duncan, 1964-70.....	4
2. Eric Metcalf, 1997.....	3
Darrien Gordon, 1993-94, 96.....	3
4. Desmond King, 2017-20.....	2
Darren Sproles, 2005-10.....	2
Lionel James, 1984-88.....	2
Mike Fuller, 1975-80.....	2
Ron Smith, 1973.....	2
9. Travis Benjamin, 2017-18.....	1
Micheal Spurlock, 2012.....	1
Tim Dwight, 2001-04.....	1
(4) others with 1 each	

PUNT RETURNS

1. Mike Fuller, 1975-80.....	212
2. Leslie "Speedy" Duncan, 1964-70.....	138
3. Lionel James, 1984-88.....	124
4. Darren Sproles, 2005-10.....	114
5. Eric Parker, 2002-06.....	105
6. Darrien Gordon, 1993-94, 96.....	103
7. James Brooks, 1981-83.....	52
8. Desmond King, 2017-20.....	51
9. Tim Dwight, 2001-04.....	46
10. Eric Metcalf, 1997.....	45

MOST SEASONS

1. David Binn, 1994-10.....	17
2. Philip Rivers, 2004-16.....	16
Antonio Gates, 2003-18.....	16
3. Dan Fouts, 1973-87.....	15
Russ Washington, 1968-82.....	15
6. Doug Wilkerson, 1971-84.....	14
Don Macek, 1976-89.....	14
8. Mike Scifres, 2003-15.....	13
Junior Seau, 1990-02.....	13
10. Jamal Williams, 1998-09.....	12

MOST GAMES PLAYED

1. David Binn, 1994-10.....	256
2. Antonio Gates, 2003-18.....	236
3. Philip Rivers, 2004-19.....	228
4. Junior Seau, 1990-02.....	200
Russ Washington, 1968-82.....	200
6. Mike Scifres, 2003-15.....	195
Doug Wilkerson, 1971-84.....	195
8. Dan Fouts, 1973-87.....	181
9. Quentin Jammer, 2002-12.....	172
10. Charlie Joiner, 1976-86.....	164
Woodrow Lowe, 1976-86.....	164

SINGLE-SEASON TOP-10

RUSHING YARDS

1. LaDainian Tomlinson, 2006	1,815
2. LaDainian Tomlinson, 2002	1,683
3. LaDainian Tomlinson, 2003	1,645
4. LaDainian Tomlinson, 2007	1,474
5. LaDainian Tomlinson, 2005	1,462
6. Natrone Means, 1994	1,350
7. LaDainian Tomlinson, 2004	1,335
8. Ryan Mathews, 2013	1,255
9. LaDainian Tomlinson, 2001	1,236
10. Marion Butts, 1990	1,225

RUSHING TOUCHDOWNS

1. LaDainian Tomlinson, 2006	28
2. Chuck Muncie, 1981	19
3. LaDainian Tomlinson, 2005	18
4. LaDainian Tomlinson, 2004	17
5. LaDainian Tomlinson, 2007	15
6. LaDainian Tomlinson, 2002	14
7. LaDainian Tomlinson, 2003	13
8. LaDainian Tomlinson, 2009	12
Natrone Means, 1994	12
Chuck Muncie, 1983	12
Clarence Williams, 1979	12

RUSHING ATTEMPTS

1. LaDainian Tomlinson, 2002	372
2. LaDainian Tomlinson, 2006	348
3. Natrone Means, 1994	343
4. LaDainian Tomlinson, 2005	339
LaDainian Tomlinson, 2004	339
LaDainian Tomlinson, 2001	339
7. LaDainian Tomlinson, 2007	315
8. LaDainian Tomlinson, 2003	313
9. Earnest Jackson, 1984	296
10. LaDainian Tomlinson, 2008	292

TOTAL YARDS FROM SCRIMMAGE

1. LaDainian Tomlinson, 2003	2,370
2. LaDainian Tomlinson, 2006	2,323
3. LaDainian Tomlinson, 2002	2,172
4. LaDainian Tomlinson, 2007	1,949
5. LaDainian Tomlinson, 2005	1,832
6. LaDainian Tomlinson, 2004	1,776
7. LaDainian Tomlinson, 2001	1,603
8. Lance Alworth, 1965	1,590
9. Natrone Means, 1994	1,585
10. Melvin Gordon, 2017	1,581

PASSING YARDS

1. Dan Fouts, 1981	4,802
2. Philip Rivers, 2015	4,792
3. Dan Fouts, 1980	4,715
4. Philip Rivers, 2010	4,710
5. Philip Rivers, 2011	4,624
6. Philip Rivers, 2019	4,615
7. Philip Rivers, 2017	4,515
8. Philip Rivers, 2013	4,478
9. Philip Rivers, 2016	4,386
10. Philip Rivers, 2018	4,308

TOUCHDOWN PASSES

1. Philip Rivers, 2008	34
2. Philip Rivers, 2016	33
Dan Fouts, 1981	33
4. Philip Rivers, 2013	32
Philip Rivers, 2018	32
6. Philip Rivers, 2014	31
7. Philip Rivers, 2010	30
Dan Fouts, 1980	30
9. Philip Rivers, 2015	29
10. Philip Rivers, 2009	28
Philip Rivers, 2017	28

PASS ATTEMPTS

1. Philip Rivers, 2015	661
2. Dan Fouts, 1981	609
3. Philip Rivers, 2019	591
4. Dan Fouts, 1980	589
5. Philip Rivers, 2011	582
6. Philip Rivers, 2016	578
7. Philip Rivers, 2017	575
8. Philip Rivers, 2014	570
9. Philip Rivers, 2013	544
10. Philip Rivers, 2010	541

PASS COMPLETIONS

1. Philip Rivers, 2015	437
2. Philip Rivers, 2019	390
3. Philip Rivers, 2014	379
4. Philip Rivers, 2013	378
5. Philip Rivers, 2011	366
6. Dan Fouts, 1981	360
Philip Rivers, 2017	360
8. Philip Rivers, 2010	357
9. Philip Rivers, 2016	349
10. Dan Fouts, 1980	348

PASSES INTERCEPTED

1. John Hadl, 1968	32
2. John Hadl, 1972	26
3. John Hadl, 1971	25
Jack Kemp, 1960	25
5. Dan Fouts, 1980	24
Dan Fouts, 1979	24
John Hadl, 1962	24
8. Dan Fouts, 1986	22
John Hadl, 1967	22
Jack Kemp, 1961	22

RECEIVING YARDS

1. Lance Alworth, 1965	1,602
2. Keenan Allen, 2017	1,393
3. Lance Alworth, 1966	1,383
4. John Jefferson, 1980	1,340
5. Lance Alworth, 1968	1,312
6. Kellen Winslow, 1980	1,290
7. Anthony Miller, 1989	1,252
8. Lance Alworth, 1964	1,235
9. Tony Martin, 1995	1,224
10. Lance Alworth, 1963	1,205

RECEIVING TOUCHDOWNS

1. Tony Martin, 1996	14
Lance Alworth, 1965	14
3. Antonio Gates, 2004	13
John Jefferson, 1980	13
John Jefferson, 1978	13
Lance Alworth, 1966	13
Lance Alworth, 1964	13
8. Antonio Gates, 2014	12
Gary Garrison, 1970	12
10. Lance Alworth, 1963	11

RECEPTIONS

1. Keenan Allen, 2019	104
2. Keenan Allen, 2017	102
3. LaDainian Tomlinson, 2003	100
4. Keenan Allen, 2018	97
5. Austin Ekeler, 2019	92
6. Tony Martin, 1995	90
7. Antonio Gates, 2005	89
Kellen Winslow, 1980	89
9. Kellen Winslow, 1983	88
Kellen Winslow, 1981	88

QUARTERBACK SACKS (since 1982)

1. Shawne Merriman, 2006	17.0
Leslie O'Neal, 1992	17.0
3. Lee Williams, 1986	15.0
4. Lee Williams, 1989	14.0
5. Leslie O'Neal, 1990	13.5
6. Marcellus Wiley, 2001	13.0
7. Shawne Merriman, 2007	12.5
Leslie O'Neal, 1995	12.5
Leslie O'Neal, 1994	12.5
Leslie O'Neal, 1989	12.5
Leslie O'Neal, 1986	12.5
Joey Bosa, 2017	12.5

INTERCEPTIONS

1. Antonio Cromartie, 2007	10
2. Charlie McNeil, 1961	9
3. Ryan McNeil, 2001	8
Dick Harris, 1963	8
Claude Gibson, 1962	8
Bob Zeman, 1961	8
7. Casey Hayward, 2016	7
Darren Carrington, 1993	7
Eric Weddle, 2011	7
Gill Byrd, 1990	7
(8) others with 7 each	

INTERCEPTION RETURN YARDS

1. Charlie McNeil, 1961	349
2. Stanley Richard, 1994	224
3. Vencie Glenn, 1987	166
4. Gill Byrd, 1984	157
5. Jeff Dale, 1986	153
6. Darren Carrington, 1992	152
7. Bob Laraba, 1961	151
8. Woodrow Lowe, 1979	150
9. Antonio Cromartie, 2007	144
10. Dick Harris, 1961	140

INTERCEPTION RETURN TOUCHDOWNS

1. Dick Harris, 1961	3
2. Demorrio Williams, 2012	2
Clinton Hart, 2005	2
Stanley Richard, 1994	2
Gill Byrd, 1984	2
Woodrow Lowe, 1979	2
Kenny Graham, 1969	2
Joe Beauchamp, 1968	2
Bob Laraba, 1961	2
Charlie McNeil, 1961	2

TOUCHDOWNS SCORED

1. LaDainian Tomlinson, 2006	31
2. LaDainian Tomlinson, 2005	20
3. Chuck Muncie, 1981	19
4. LaDainian Tomlinson, 2007	18
LaDainian Tomlinson, 2004	18
6. LaDainian Tomlinson, 2003	17
7. LaDainian Tomlinson, 2002	15
Lance Alworth, 1964	15
9. Tony Martin, 1996	14
Lance Alworth, 1965	14

POINTS SCORED

1. LaDainian Tomlinson, 2006	186
2. Nate Kaeding, 2009	146
3. Nick Novak, 2013	144
4. Nate Kaeding, 2006	136
5. John Carney, 1994	135
6. Nate Kaeding, 2008	127
7. John Carney, 1993	124
8. Nick Novak, 2011	122
9. Josh Lambo, 2016	120
LaDainian Tomlinson, 2005	120

FIELD GOALS

1. Nick Novak, 2013	34
John Carney, 1994	34
3. Nate Kaeding, 2009	32
4. John Carney, 1999	31
John Carney, 1993	31
6. John Carney, 1996	29
7. Nick Novak, 2011	27
Nate Kaeding, 2008	27
9. Josh Lambo, 2016	26
Josh Lambo, 2015	26
(3) others with 26 each	

FIELD GOAL ATTEMPTS

1. John Carney, 1993	40
2. John Carney, 1994	38
3. Nick Novak, 2013	37
4. John Carney, 1999	36
John Carney, 1996	36
Rolf Benirschke, 1980	36
7. Nate Kaeding, 2009	35
8. Nick Novak, 2011	34
9. Josh Lambo, 2016	32
Josh Lambo, 2015	32
(4) others with 32 each	

KICKOFF RETURN YARDS

1. Ronney Jenkins, 2001	1,541
2. Ronney Jenkins, 2000	1,531
3. Darren Sproles, 2005	1,528
4. Andre Coleman, 1995	1,411
5. Darren Sproles, 2008	1,376
6. Darren Sproles, 2009	1,300
7. Andre Coleman, 1994	1,293
8. Darren Sproles, 2010	1,257
9. Tim Dwight, 2004	1,222
10. Andre Coleman, 1996	1,210

KICKOFF RETURN TOUCHDOWNS

1. Ronney Jenkins, 2001	2
Andre Coleman, 1995	2
Andre Coleman, 1994	2
4. Micheal Spurlock, 2012	1
Richard Goodman, 2011	1
Darren Sproles, 2007, 2008	1
Tim Dwight, 2004	1
Ronney Jenkins, 2000	1
Rodney Harrison, 1997	1
Nate Lewis, 1991	1
(6) others with 1 each	

KICKOFF RETURNS

1. Ronney Jenkins, 2000	67
2. Darren Sproles, 2005	63
3. Andre Coleman, 1995	62
4. Ronney Jenkins, 2001	58
5. Andre Coleman, 1996	55
6. Darren Sproles, 2009	54
7. Darren Sproles, 2008	53
8. Darren Sproles, 2010	51
9. Tim Dwight, 2004	50
Leon Johnson, 2003	50

PUNT RETURN YARDS

1. Darrien Gordon, 1996	537
2. Eric Metcalf, 1997	489
3. Darrien Gordon, 1994	475
4. Leslie "Speedy" Duncan, 1965	464
5. Mike Fuller, 1979	448
6. Mike Fuller, 1978	436
Mike Fuller, 1976	436
8. Leslie "Speedy" Duncan, 1967	434
9. Mike Fuller, 1975	410
10. Lionel James, 1987	400

PUNT RETURN TOUCHDOWNS

1. Eric Metcalf, 1997	3
2. Darrien Gordon, 1994	2
Ron Smith, 1973	2
Leslie "Speedy" Duncan, 1965	2
5. Desmond King, 2019	1
Desmond King, 2018	1
Travis Benjamin, 2017	1
Micheal Spurlock, 2012	1
Darren Sproles, 2007, 2009	1
Tim Dwight, 2001	1
Darrien Gordon, 1996	1
(11) others with 1 each	

PUNT RETURNS

1. Mike Fuller, 1979	46
2. Eric Metcalf, 1997	45
3. Mike Fuller, 1978	39
4. Eric Parker, 2006	37
5. Darrien Gordon, 1996	36
Darrien Gordon, 1994	36
Mike Fuller, 1975	36
Leslie "Speedy" Duncan, 1967	36
9. Mike Fuller, 1976	33
10. Latario Rachal, 1998	32
Lionel James, 1987	32

CHARGERS 10 LONGEST

RUNS FROM SCRIMMAGE

- 87t — Melvin Gordon at N.E. Oct. 29, 2017
- 87t — Paul Lowe at Dallas Sept. 10, 1961
- 86t — Keith Lincoln at Oakland Sept. 30, 1962
- 85t — LaDainian Tomlinson vs. K.C. Dec. 17, 2006
- 83t — Michael Turner at Ind. Dec. 18, 2005
- 80t — Brad Hubbert vs. N.Y. Jets Dec. 24, 1967
- 76 — LaDainian Tomlinson vs. Den. Dec. 1, 2002
- 76t — Keith Lincoln at Kansas City Oct. 20, 1963
- 74t — Michael Turner at Denver Oct. 7, 2007
- 73t — LaDainian Tomlinson vs. Minn. Nov. 9, 2003
- Chuck Muncie at Seattle, Nov. 16, 1981

PASS COMPLETIONS

- 99t — Humphries to Martin at Sea. Sept. 18, 1994
- 91t — Kemp to Lincoln at Denver Nov. 12, 1961
- 88t — Luther to Duckworth vs. Chi. Dec. 3, 1984
- 85t — Hadl to Alworth at Boston Oct. 17, 1965
- Rote to Alworth at Denver Oct. 6, 1963
- 84t — Rivers to Ekeler at Jacksonville, Dec. 8, 2019
- Hadl to Garrison at N.Y. Jets Oct. 5, 1968
- 83t — Leaf to Graham at Denver Nov. 19, 2000
- 82t — Rote to Alworth vs. N.Y. Jets Dec. 6, 1964
- 81t — Rivers to Sproles vs. Balt. Sept. 20, 2009
- Fouts to Joiner vs. Houston Oct. 17, 1976

FIELD GOALS

- 59 — Michael Badgley vs. Cincinnati Dec. 9, 2018
- 57 — Nate Kaeding at Tampa Bay Dec. 21, 2008
- 55 — N. Kaeding vs. Kansas City Nov. 29, 2009
- 54 — Josh Lambo vs. Pittsburgh Oct. 12, 2015
- Nate Kaeding at Baltimore Oct. 1, 2006
- John Carney at Kansas City Sept. 17, 2000
- John Carney vs. Buffalo Sept. 6, 1998
- John Carney vs. Seattle Nov. 10, 1991
- 53 — Michael Badgley at Tampa Bay Oct. 4, 2020
- Nick Novak vs. Denver Nov. 27, 2011
- Nate Kaeding at Atlanta Oct. 17, 2004
- Steve Christie at Buffalo Dec. 15, 2002
- John Carney vs. Seattle Sept. 1, 1996
- John Carney at N.Y. Jets Nov. 24, 1991
- (2) others with 53-yard field goals each

PUNTS

- 82 — Paul Maguire vs. Dallas Nov. 19, 1961
- 73 — Dennis Partee at Denver Oct. 17, 1971
- 72 — Mike Scifres at Buffalo Sept. 21, 2014
- 71 — Mike Scifres vs. Oakland Nov. 10, 2011
- Mike Scifres at Baltimore Oct. 1, 2006
- Mike Scifres vs. Oakland Dec. 4, 2005
- Maury Buford at Denver Sept. 12, 1982
- John Hadl at Denver Nov. 8, 1964
- 70 — Mike Scifres vs. Baltimore Nov. 25, 2007
- 69 — (2x) Last: Drew Kaser vs. Den. Oct. 22, 2017

INTERCEPTION RETURNS

- 103t — Vencie Glenn vs. Denver Nov. 29, 1987
- 102t — Donald Frank at L.A. Raiders Oct. 31, 1993
- 100t — Leslie Duncan vs. Kansas City Oct. 15, 1967
- 99t — Shaun Gayle at N.Y. Giants Dec. 23, 1995
- Stanley Richard at Denver Sept. 4, 1994
- Gill Byrd at Kansas City Oct. 4, 1984
- 90t — Jahleel Addae vs. Kansas City Jan. 1, 2017
- Desmond King at Dallas Nov. 23, 2017
- 86 — Trevor Williams vs. San Fran. Sept. 30, 2018
- 83t — Willie Clark at Oakland Sept. 22, 1996
- 80t — Quentin Jammer vs. Denver Oct. 15, 2012
- Coy Bacon at Denver Nov. 11, 1973

KICKOFF RETURNS

- 105t — Richard Goodman at Oakland Jan. 1, 2012
- 103t — Darren Sproles at Denver Sept. 14, 2008
- Keith Lincoln vs. N.Y. Titans Sept. 16, 1962
- 99t — Micheal Spurlock vs. Oakland Dec. 30, 2012
- 98t — Andre Coleman vs. San Fran. Jan. 29, 1995
- Gary Anderson at Denver, Nov. 17, 1985
- 95t — Nate Lewis vs. New Orleans, Nov. 17, 1991
- 94t — Jamie Holland vs. Kansas City Dec. 18, 1988
- 93t — Ronney Jenkins at Oakland Nov. 18, 2001
- R. Jenkins vs. New Orleans Sept. 10, 2000
- Anthony Miller at L.A. Rams, Nov. 20, 1988

PUNT RETURNS

- 95t — Leslie Duncan vs. N.Y. Jets Nov. 24, 1968
- 90t — Darrien Gordon at L.A. Raiders Sept. 25, 1994
- 88t — Andre Coleman at Philadelphia Sept. 17, 1995
- Mike Fuller at New Orleans Oct. 9, 1977
- 85t — Eric Metcalf at Cincinnati Nov. 2, 1997
- 84t — Tim Dwight vs. Washington Sept. 9, 2001
- Ron Smith vs. New Orleans Nov. 18, 1973
- 83t — Eric Metcalf vs. Denver Nov. 30, 1997
- 82t — Paul Lowe at Boston Oct. 7, 1961
- 81t — Darrien Gordon vs. K.C. Sept. 29, 1996
- Lionel James vs. St. Louis, Sept. 20, 1987
- Leslie Duncan vs. Buffalo, Sept. 4, 1966

FUMBLE RETURNS

- 86t — Eric Weddle vs. Atlanta Nov. 30, 2008
- 82t — Donnie Edwards at St. Louis Nov. 10, 2002
- 81t — Vencie Glenn vs. N.Y. Giants Oct. 22, 1989
- 79t — Marlon McCree vs. St. Louis Oct. 29, 2006
- 78t — Paul Bradford at San. Fran. Nov. 23, 1997
- 75t — Keith Browner (25 yds.) lateral to Sam Seale (50 yds.) at L.A. Rams Nov. 20, 1988
- 61t — Caraun Reid at Indianapolis Sept. 25, 2016
- 58t — Rick Redman vs. Miami Oct. 2, 1966
- 53t — Darrell Stuckey vs. New England Dec. 7, 2014
- 53 — Henry Rolling at L.A. Raiders Oct. 6, 1991

BLOCKED PUNT RETURNS

- 35t — Bob Zeman at Boston Oct. 7, 1961
- 21t — Derrie Nelson vs. Dallas Nov. 13, 1983
- 19 — Pete Lazetich vs. Denver Sept. 24, 1972
- 5 — Gene Selawski at Oak. (at S.F.) Oct. 22, 1961
- 4 — Wayne Davis at Denver Nov. 17, 1985
- 3 — Steve Heiden at Carolina Dec. 17, 2000
- 0s — Carlos Polk at Arizona Sept. 22, 2002
- 0t — Jacob Hester at Kansas City Oct. 15, 2009
- Darryll Lewis vs. Indianapolis Sept. 26, 1999
- 0 — Corey Lynch at Oakland Sept. 10, 2012

BLOCKED FIELD GOAL RETURNS

- 72t — Leslie Duncan vs. Denver Nov. 23, 1967
- 35 — Tom Day vs. Kansas City Oct. 15, 1967
- 28 — Jim Tolbert vs. St. Louis Nov. 15, 1971
- 27 — Kenny Graham at Kansas City Nov. 15, 1964
- 25 — Jeff Staggs vs. Houston, Oct. 25, 1970

MISSED FIELD GOAL RETURNS

- 109t — Antonio Cromartie at Minnesota, Nov. 4, 2007 (NFL Record)

OPPONENT 10 LONGEST

RUNS FROM SCRIMMAGE

90t — Colin Kaepernick at S.F., Dec. 20, 2014
 89t — Kenny King (at Oakland) Oct. 12, 1980
 84t — Damien Williams (at K.C.) Dec. 29, 2019
 81 — Billy Sims (Detroit) Sept. 30, 1984
 77 — Napoleon Kaufman (at Oak.) Sept. 22, 1996
 74t — Jack Spikes (at Dallas Texans) Sept. 10, 1961
 71t — Corey Dillon (at Cincinnati) Nov. 2, 1997
 69t — Kareem Hunt (K.C.) Sept. 24, 2017
 69t — Herman Heard (at K.C.) Oct. 14, 1984
 68 — Henry Bell (at Denver) Oct. 16, 1960

PASS COMPLETIONS

99t — Green to Boerigter (at K.C.) Dec. 22, 2002
 98t — Lee to Dewveall (at Houston) Nov. 25, 1962
 96t — Montana to Rice (San Fran.) Nov. 27, 1988
 93t — Morton to Watson (at Denver) Sept. 27, 1981
 90t — DeBerg to Birden (at K.C.) Nov. 18, 1990
 Davidson to Dorsey (Oakland) Dec. 2, 1962
 89t — O'Donnell to Stone (at Pit.) Sept. 1, 1991
 87t — Namath to Maynard (N.Y. Jets) Nov. 24, 1968
 Tripacko to Frazier (at Denver) Nov. 12, 1961
 Carr to Cooper (Oakland) Dec. 31, 2017
 84t — Campbell to Kelly (Washington) Jan. 3, 2010
 (4) other completions of 84t yards

INTERCEPTION RETURNS

102t — Louis Breeden (Cincinnati) Nov. 8, 1981
 99t — Janoris Jenkins (St. Louis) Nov. 23, 2014
 Kevin Ross (Kansas City) Sept. 6, 1992
 96t — Ray Griffin (at Cincinnati) Nov. 11, 1979
 Bashaud Breeland (Washington) Dec. 10, 2017
 91t — Chad Greenway (at Minnesota) Sept. 27, 2015
 Fred Williamson (at Oakland) Sept. 30, 1962
 90t — Leroy Butler (at Green Bay) Sept. 15, 1996
 Deion Sanders (San Fran.) Dec. 11, 1994
 87t — Mark McMillian (Kansas City) Dec. 14, 1997
 83t — Leonard Johnson (at Tampa Bay) Nov. 11, 2012

FUMBLE RETURNS

68 — A.J. Duhe (Miami) Oct. 15, 1978
 65t — Tony Carter (Denver) Oct. 15, 2012
 64t — Tyvon Branch (at Oakland) Oct. 10, 2010
 63t — Joey Browner (at Minnesota) Sept. 2, 1984
 63 — Rob Ninkovich (New England) Oct. 24, 2010
 62 — Carlton Gray (at Seattle) Oct. 27, 1996
 59t — George Atkinson (at Oakland) Nov. 25, 1973
 56t — Ifeadi Odenigbo (Minnesota) Dec. 15, 2019
 55t — Robert Lyles (at Houston) Dec. 6, 1987
 54t — Mike Montgomery (Dallas) Nov. 5, 1972

KICKOFF RETURNS

104t — Mecole Hardman (at K.C.) Dec. 29, 2019
 Ira Mathews (at Oakland) Oct. 25, 1979
 103t — Percy Harvin (vs. Minnesota) Sept. 11, 2011
 101t — Leon Washington (at Seattle) Sept. 26, 2010
 Brian Mitchell (at Washington) Dec. 6, 1998
 99t — Leon Washington (at Seattle) Sept. 26, 2010
 Byron Hanspard (Atlanta) Dec. 7, 1997
 98t — Will Blackwell (Pittsburgh) Dec. 24, 2000
 97t — Cassius Vaughn (at Denver) Jan. 2, 2011
 Tim Brown (at L.A. Raiders) Sept. 4, 1988

PUNT RETURNS

95t — Tyreek Hill (Kansas City) Jan. 1, 2017
 94t — Dexter McCluster (at Kansas City) Sept. 13, 2010
 92t — Rick Upchurch (at Denver) Oct. 3, 1976
 91t — Tyreek Hill (Kansas City) Sept. 9, 2018
 86t — Tamarick Vanover (at Kansas City) Oct. 9, 1995
 82t — George Atkinson (at Oakland) Oct. 13, 1968
 82 — Ray Buchanan (at Indianapolis) Nov. 3, 1996
 81 — Dennis Northcutt (Cleveland) Nov. 5, 2006
 80t — Phillip Buchanon (Oakland) Dec. 28, 2003
 79t — Lemar Parrish (Cincinnati) Dec. 6, 1970

BLOCKED PUNT RETURNS

37t — Frank Warren (New Orleans) Nov. 17, 1991
 29t — Adam Hayward (at Tampa Bay) Nov. 11, 2012
 16 — Randy McClanahan (at Oakland) Sept. 18, 1977
 15 — Walt Landers (Green Bay) Sept. 24, 1978
 14 — Glen Cadrez (Kansas City) Oct. 13, 2002
 9 — Tyrone Braxton (Denver) Oct. 2, 1988
 5t — Hiram Eugene (at Oakland) Oct. 10, 2010
 2t — Jerry Robinson (L.A. Raiders) Nov. 20, 1986
 Os — Nick Schommer (Tennessee) Oct. 31, 2010
 Rock Cartwright (at Oakland) Oct. 10, 2010

BLOCKED FIELD GOAL RETURNS

66 — Tommy Casanova (at Cincinnati) Sept. 22, 1974
 65t — Matt Ware (at Philadelphia) Oct. 23, 2005
 60 — Louis Wright (at Denver) Nov. 17, 1985
 54t — Doug Evans (at Carolina) Dec. 17, 2000
 42t — Ray McElroy (Indianapolis) Oct. 26, 1997
 28 — John Barmlett (Denver) Nov. 27, 1966
 17 — Charlie West (Minnesota) Dec. 5, 1971
 Mike Statton (Buffalo) Oct. 1, 1967
 16 — Daniel Thomas (Jacksonville) Oct. 25, 2020
 Fletcher Smith (Kansas City) Oct. 15, 1967

FIELD GOALS

58 — Harrison Butker (at Kansas City) Sept. 20, 2020
 Harrison Butker (at Kansas City) Sept. 20, 2020
 Dan Miller (Baltimore Colts) Dec. 26, 1982
 56 — Sebastian Janikowski (at Oakland) Oct. 9, 2016
 55 — Jason Elam (Denver) Nov. 7, 1999
 Gary Anderson (at Pittsburgh) Nov. 25, 1984
 54 — Mason Crosby (Green Bay) Nov. 3, 2019
 Cody Parkey (Miami) Sept. 17, 2017
 Neil Rackers (at Cincinnati) Sept. 8, 2002
 Jason Elam (Denver) (3x) Last: Dec. 1, 2002
 Rian Lindell (Seattle) Dec. 30, 2001
 Sebastian Janikowski (Oakland) Oct. 29, 2000
 Kevin Butler (Chicago) Nov. 14, 1993
 John Kasay (at Seattle) Nov. 10, 1991
 Norm Johnson (at Seattle) Oct. 6, 1986
 Raul Allegre (at Indianapolis) Nov. 4, 1984

PUNTS

81 — Dustin Colquitt (at Kansas City) Dec. 2, 2007
 79 — Drew Butler (at Pittsburgh) Dec. 9, 2012
 77 — Greg Montgomery (Houston) Sept. 19, 1993
 75 — Kevin Huber (Cincinnati) Dec. 1, 2013
 74 — Bob Grupp (at Kansas City) Nov. 4, 1979
 73 — Shane Lechler (Oakland) Sept. 28, 2003
 72 — Ryan Plackemeier (at Seattle) Dec. 24, 2006
 Chris Gardocki (Indianapolis) Oct. 26, 1997
 Bob Scarpitto (at Denver) Oct. 22, 1967
 Jerrel Wilson (Kansas City) Sept. 29, 1963



LEAGUE STATS

LOS ANGELES CHARGERS / WEEK 10 / THROUGH MONDAY, NOVEMBER 16, 2020

										* RUSHING		No.	Yds	Avg	Long	TD						
WON 2, LOST 7										Kelley		98	313	3.2	26	1						
09/13 W 16-13 at Cincinnati										Ekeler		49	248	5.1	13	1						
09/20 L 20-23 OT Kansas City										Jackson		45	185	4.1	36	0						
09/27 L 16-21 Carolina										Herbert		37	176	4.8	31	3						
10/04 L 31-38 at Tampa Bay 6,383										Ballage LG		36	150	4.2	14	1						
10/12 L 27-30 OT at New Orleans 749										Ballage TM		33	137	4.2	14	1						
10/25 W 39-29 Jacksonville										Pope		11	73	6.6	26	0						
11/01 L 30-31 at Denver 5,231										Reed		5	29	5.8	8	1						
11/08 L 26-31 Las Vegas										Johnson		3	17	5.7	7	0						
11/15 L 21-29 at Miami 12,751										Taylor		6	7	1.2	4	0						
11/22 N.Y. Jets										Nabers		1	4	4.0	4	0						
11/29 at Buffalo										Williams		1	1	1.0	1	0						
12/06 New England										Stick		1	-2	-2.0	-2	0						
12/13 Atlanta										Guyton		1	-4	-4.0	-4	0						
12/17 at Las Vegas										TEAM		291	1184	4.1	36	7						
12/27 Denver										OPPONENTS		224	1057	4.7	55t	8						
01/03 at Kansas City										* RECEIVING		No.	Yds	Avg	Long	TD						
TOTAL FIRST DOWNS										Allen		65	690	10.6	28	5						
Rushing										Henry		37	387	10.5	33	2						
Passing										Williams		25	431	17.2	64t	3						
Penalty										Kelley		19	141	7.4	35	0						
3rd Down: Made/Att 58/129										Ekeler		17	144	8.5	28	0						
3rd Down Pct. 45.0										Ballage LG		16	116	7.3	21	0						
4th Down: Made/Att 6/12										Ballage TM		7	49	7.0	16	0						
4th Down Pct. 50.0										Jackson		15	131	8.7	34	0						
POSSESSION AVG. 31:36										Guyton		14	294	21.0	72t	3						
TOTAL NET YARDS 3633										Pope		5	28	5.6	11	0						
Avg. Per Game 403.7										Nabers		4	20	5.0	9	2						
Total Plays 642										Parham		3	54	18.0	22t	2						
Avg. Per Play 5.7										Green		3	50	16.7	26t	1						
NET YARDS RUSHING 1184										Johnson		2	103	51.5	53t	1						
Avg. Per Game 131.6										Hill		2	23	11.5	15	0						
Total Rushes 291										TEAM		218	2545	11.7	72t	19						
NET YARDS PASSING 2449										OPPONENTS		203	2179	10.7	54t	18						
Avg. Per Game 272.1										* INTERCEPTIONS		No.	Yds	Avg	Long	TD						
Sacked/Yards Lost 18/96										M. Davis		1	78	78.0	78t	1						
Gross Yards 2545										Adderley		1	39	39.0	39	0						
Att./Completions 333/218										Jenkins		1	23	23.0	23	0						
Completion Pct. 65.5										Ingram		1	0	0.0	0	0						
Had Intercepted 6										TEAM		4	140	35.0	78t	1						
PUNTS/AVERAGE 36/43.5										OPPONENTS		6	143	23.8	66	0						
NET PUNTING AVG. 36/35.3										* PUNTING		No.	Yds	Avg	Net	TB	In	Lg	B			
PENALTIES/YARDS 47/383										Long		34	1565	46.0	35.3	1	8	63	2			
FUMBLES/BALL LOST 9/5										TEAM		36	1565	43.5	35.3	1	8	63	2			
TOUCHDOWNS 27										OPPONENTS		41	1998	48.7	43.3	7	17	70	0			
Rushing 7										* PUNT RETURNS		Ret	FC	Yds	Avg	Long	TD					
Passing 19										Hill		9	7	67	7.4	30	0					
Returns 1										King TM		6	4	17	2.8	7	0					
* SCORE BY PERIODS										TEAM		15	11	84	5.6	30	0					
TEAM 36 89 53 48 0 226										OPPONENTS		22	5	275	12.5	22	0					
OPPONENTS 47 56 65 71 6 245										* KICKOFF RETURNS		No.	Yds	Avg	Long	TD						
* SCORING										Reed		16	359	22.4	46	0						
Badgley 0 0 0 0 22/24 14/19 0 64										Johnson		4	70	17.5	23	0						
Allen 5 0 5 0 0 30										TEAM		20	429	21.5	46	0						
Guyton 3 0 3 0 0 18										OPPONENTS		15	443	29.5	44	0						
Herbert 3 3 0 0 0 18										* FIELD GOALS		1-19	20-29	30-39	40-49	50+						
Williams 3 0 3 0 0 18										Badgley		0/ 0	4/ 4	3/ 3	5/ 8	2/ 4						
Henry 2 0 2 0 0 12										TEAM		0/ 0	4/ 4	3/ 3	5/ 8	2/ 4						
Nabers 2 0 2 0 0 12										OPPONENTS		0/ 0	4/ 4	7/ 8	3/ 5	5/ 5						
Parham 2 0 2 0 0 12										Badgley: (24G,43G,50N,22G)		(41G,23G)(41G)(53G,										
Ballage LG 1 1 0 0 0 6										47N)(50N)(35G,48N,35G)		(52G,47G,33G)(48N,45G,29G)										
Ballage TM 1 1 0 0 0 6										()												
M. Davis 1 0 0 1 0 6										OPP: (50G,43G,31N)		(58G,30G,58G)(29G,24G,30G,22G,										
Ekeler 1 1 0 0 0 6										31G)(44N,26G)		(48G,53G,36G)()(35G)(31G)(50G,35G,										
Green 1 0 1 0 0 6										47N,49G)												
Johnson 1 0 1 0 0 6																						
Kelley 1 1 0 0 0 6																						
Reed 1 1 0 0 0 6																						
TEAM 27 7 19 1 22/24 14/19 0 226																						
OPPONENTS 27 8 18 1 20/22 19/22 0 245																						
2-Pt Conv: TM 0-3, OPP 3-5										SACKS: Bosa 4.5, Nwosu 3.5, Tillery 3, Rochell 1.5, Jenkins 1, King TM 1, Square 1, White 0.5, TM 16, OPP 18		FUM/LOST: Herbert 4/1, Allen 2/1, Kelley 2/2, Hill 1/1										
* PASSING										Att		Cmp	Yds	Cmp%	Yds/Att	TD	TD%	Int	Int%	Long	Sack/Lost	Rating
Herbert										301		201	2333	66.8	7.75	19	6.3	6	2.0	72t	16/ 95	102.8
Taylor										30		16	208	53.3	6.93	0	0.0	0	0.0	37	2/ 1	75.4
Allen										1		0	0	0.0	0.00	0	0.0	0	0.0	---	0/ 0	39.6
Stick										1		1	4	100.0	4.00	0	0.0	0	0.0	4	0/ 0	83.3
TEAM										333		218	2545	65.5	7.64	19	5.7	6	1.8	72t	18/ 96	100.0
OPPONENTS										321		203	2179	63.2	6.79	18	5.6	4	1.2	54t	16/ 88	96.6

NEW YORK JETS / WEEK 10 / THROUGH MONDAY, NOVEMBER 16, 2020

								No.	Yds	Avg	Long	TD		
WON 0, LOST 9														
09/13	L 17-27	at Buffalo						108	386	3.6	15	0		
09/20	L 13-31	San Francisco						47	169	3.6	20	1		
09/27	L 7-36	at Indianapolis		7,480					18	138	7.7	46t 1		
10/01	L 28-37	Denver						19	74	3.9	13	0		
10/11	L 10-30	Arizona						6	57	9.5	34	0		
10/18	L 0-24	at Miami		10,772					6	57	9.5	34 0		
10/25	L 10-18	Buffalo						5	20	4.0	9	0		
11/01	L 9-35	at Kansas City		11,932					3	13	4.3	5 0		
11/09	L 27-30	New England						1	13	13.0	13	0		
11/22		at L.A. Chargers						1	12	12.0	12	0		
11/29		Miami						3	8	2.7	6	1		
12/06		Las Vegas						1	0	0.0	0	0		
12/13		at Seattle						212	890	4.2	46t 3			
12/20		at L.A. Rams						267	1088	4.1	80t 12			
12/27		Cleveland												
01/03		at New England												
		NY-J		Opp.										
TOTAL FIRST DOWNS		147	217	Perriman	16	219	13.7	50t	2					
	Rushing	52	60	J. Smith	14	141	10.1	21	0					
	Passing	76	132	Hogan	14	118	8.4	27	0					
	Penalty	19	25	Herndon	14	101	7.2	18	0					
	3rd Down: Made/Att	36/116	47/108	Mims	10	146	14.6	27	0					
	3rd Down Pct.	31.0	43.5	Perine	10	49	4.9	11	0					
	4th Down: Made/Att	4/13	5/8	Ballage TM	9	67	7.4	21	0					
	4th Down Pct.	30.8	62.5	Gore	8	48	6.0	9	0					
	POSSESSION AVG.	26:49	33:11	Griffin	7	55	7.9	23	0					
TOTAL NET YARDS		2394	3624	Malone	4	16	4.0	13	0					
	Avg. Per Game	266.0	402.7	Bell TM	3	39	13.0	30	0					
	Total Plays	533	598	Cager	2	35	17.5	19	0					
	Avg. Per Play	4.5	6.1	Adams	2	14	7.0	7	0					
NET YARDS RUSHING		890	1088	V. Smith	1	13	13.0	13	0					
	Avg. Per Game	98.9	120.9	Johnson LG	1	6	6.0	6	0					
	Total Rushes	212	267	Johnson TM	1	6	6.0	6	0					
NET YARDS PASSING		1504	2536	Wesco	1	5	5.0	5	0					
	Avg. Per Game	167.1	281.8	TEAM	171	1704	10.0	69t 7						
	Sacked/Yards Lost	26/200	11/61	OPPONENTS	232	2597	11.2	48t 16						
	Gross Yards	1704	2597	* INTERCEPTIONS	No.	Yds	Avg	Long	TD					
	Att./Completions	295/171	320/232	Desir	3	58	19.3	35t	1					
	Completion Pct.	58.0	72.5	Poole	2	15	7.5	13	0					
	Had Intercepted	8	7	Williamson TM	1	21	21.0	21	0					
PUNTS/AVERAGE		46/45.1	25/44.2	Maye	1	0	0.0	0	0					
NET PUNTING AVG.		46/37.9	25/41.8	TEAM	7	94	13.4	35t	1					
PENALTIES/YARDS		58/551	63/604	OPPONENTS	8	94	11.8	47t	2					
FUMBLES/BALL LOST		4/2	9/3	* PUNTING	No.	Yds	Avg	Net	TB	In	Lg	B		
TOUCHDOWNS		11	30	Mann	46	2075	45.1	37.9	3	9	60	0		
	Rushing	3	12	TEAM	46	2075	45.1	37.9	3	9	60	0		
	Passing	7	16	OPPONENTS	25	1106	44.2	41.8	2	13	59	0		
	Returns	1	2	* PUNT RETURNS	Ret	FC	Yds	Avg	Long	TD				
* SCORE BY PERIODS	Q1	Q2	Q3	Q4	OT	PTS	Berrios	3	13	20	6.7	11	0	
TEAM	26	42	27	26	0	121	Hogan	0	5	0	---	---	0	
OPPONENTS	66	85	54	63	0	268	TEAM	3	18	20	6.7	11	0	
* SCORING	TD-Ru-Pa-Rt	K-PAT	FG	S	PTS	OPPONENTS	23	11	271	11.8	41	0		
Ficken	0	0	0	0	6/ 6	9/10	0	33	* KICKOFF RETURNS	No.	Yds	Avg	Long	TD
Castillo	0	0	0	0	4/ 4	6/ 7	0	22	Ballentine LG	9	191	21.2	28	0
Crowder	3	0	3	0			0	18	Malone	7	140	20.0	40	0
Berrios	2	0	2	0			0	12	Berrios	5	101	20.2	28	0
Perriman	2	0	2	0			0	12	Johnson LG	4	83	20.8	25	0
Adams	1	1	0	0			0	6	Johnson TM	4	83	20.8	25	0
Darnold	1	1	0	0			0	6	A. Davis	2	43	21.5	27	0
Desir	1	0	0	1			0	6	Perine	2	22	11.0	18	0
Perine	1	1	0	0			0	6	Crowder	1	8	8.0	8	0
TEAM	11	3	7	1	10/10	15/17	0	121	V. Smith	1	7	7.0	7	0
OPPONENTS	30	12	16	2	29/29	19/24	1	268	TEAM	22	404	18.4	40	0
2-Pt Conv: TM 0-1, OPP 0-1									OPPONENTS	17	439	25.8	58	0
SACKS: Williams 3, Basham 2, Maye 2,									* FIELD GOALS	1-19	20-29	30-39	40-49	50+
Franklin-Myers 1, Huff 1, Jenkins 1, Poole 1,									Ficken	0/ 0	3/ 3	4/ 4	1/ 1	1/ 2
TM 11, OPP 26									Castillo	0/ 0	1/ 1	2/ 2	1/ 2	2/ 2
FUM/LOST: Herndon 2/2, Darnold 1/0,									TEAM	0/ 0	4/ 4	6/ 6	2/ 3	3/ 4
Flacco 1/0									OPPONENTS	1/ 1	4/ 4	1/ 4	9/11	4/ 4
									Ficken:	(31G)	(41G,25G)	()	(26G,38G,32G,54G,36G)	
										(26G)	(55N)	()	()	
									Castillo:	()	()	()	()	(29G)
										(39G,55G,48G,47B)				
										(35G,50G)				
									OPP:	(38N,34N,22G,19G)	(46G)	(42G,41N,41G)	(40G,	
										54G,53G)	(47G)	(24G)	(45N,53G,48G,46G,37G,37N,29G,	
										40G)	()	(45G,29G,51G)		
* PASSING	Att	Cmp	Yds	Cmp%	Yds/Att	TD	TD%	Int	Int%	Long	Sack/Lost	Rating		
Darnold	191	112	1045	58.6	5.47	3	1.6	6	3.1	69t	19/ 124	65.9		
Flacco	104	59	659	56.7	6.34	4	3.8	2	1.9	52	6/ 60	80.6		
J. Smith	0	0	0	---	---	0	---	0	---	---	1/ 16	---		
TEAM	295	171	1704	58.0	5.78	7	2.4	8	2.7	69t	26/ 200	71.1		
OPPONENTS	320	232	2597	72.5	8.12	16	5.0	7	2.2	48t	11/ 61	103.9		

WEEK 10 / THROUGH MONDAY, NOVEMBER 16, 2020

TEAM RANKINGS

American Football Conference

	Offense			Defense		
	Total	Rush	Pass	Total	Rush	Pass
Balt.	10	1	15	3	4	3
Buff.	3	15	2	10	14	8
Cin.	7	10	6	13	13	13
Cleve.	11	3	14	7	2	11
Denver	14	8	10	8	10	6
Hou.	9	16	4	15	16	9
Ind.	6	9	5	*1	1	1
Jax	13	12	8	16	12	16
K.C.	1	7	*1	6	15	4
L.V.	5	5	9	11	5	12
L.A.-C	2	6	3	4	6	7
Miami	15	14	12	9	9	10
N.E.	8	2	13	5	11	5
Jets	16	13	16	14	8	15
Pitt.	12	11	7	2	3	2
Tenn.	4	4	11	12	7	14

National Football Conference

	Offense			Defense		
	Total	Rush	Pass	Total	Rush	Pass
Ariz.	*1	*1	8	10	11	10
Atl.	3	11	1	15	5	15
Car.	12	12	11	11	12	11
Chi.	16	16	14	7	9	7
Dallas	6	10	3	12	16	6
Det.	11	14	7	14	15	13
G.B.	4	5	4	6	8	8
Rams	5	3	6	1	4	2
Minn.	7	2	13	13	10	14
N.O.	8	6	10	3	2	9
Giants	15	9	16	9	6	12
Phil.	13	4	15	8	14	4
S.F.	10	8	9	4	7	3
Sea.	2	7	2	16	3	16
T.B.	9	13	5	2	*1	5
Wash.	14	15	12	5	13	*1

National Football League

	Offense			Defense		
	Total	Rush	Pass	Total	Rush	Pass
Ariz.	*1	*1	13	18	17	20
Atl.	5	18	2	30	6	31
Balt.	22	2	31	8	11	7
Buff.	10	29	5	20	28	17
Car.	21	22	17	22	20	22
Chi.	31	32	25	10	14	12
Cin.	18	21	16	26	27	26
Cleve.	23	4	30	15	8	21
Dallas	8	17	4	23	31	11
Denver	26	19	23	17	23	14
Det.	17	25	12	27	30	24
G.B.	6	11	6	9	12	13
Hou.	20	31	8	29	32	18
Ind.	15	20	10	*1	3	2
Jax	25	26	19	31	25	30
K.C.	2	14	*1	14	29	8
L.V.	13	7	21	21	13	25
L.A.-C	4	9	7	12	16	16
Rams	7	8	11	2	5	3
Miami	29	28	26	19	22	19
Minn.	9	5	22	24	15	27
N.E.	19	3	29	13	24	10
N.O.	12	12	15	4	2	15
Giants	30	16	28	16	7	23
Jets	32	27	32	28	19	29
Phil.	27	10	27	11	26	6
Pitt.	24	24	18	6	9	5
S.F.	16	15	14	5	10	4
Sea.	3	13	3	32	4	32
T.B.	14	23	9	3	*1	9
Tenn.	11	6	24	25	18	28
Wash.	28	30	20	7	21	*1

T = Tied for position

* = League Leader

WEEK 10 / THROUGH MONDAY, NOVEMBER 16, 2020

OFFENSE	Ariz.	Sea.	Atl.	N.O.	Cin.	Wash.	Det.	Car.
GAMES (Won-Lost)	6-3	6-3	3-6	7-2	2-6-1	2-7	4-5	3-7
FIRST DOWNS	233	213	218	210	209	188	201	216
Rushing	90	63	58	74	54	53	54	61
Passing	121	135	142	123	140	116	124	129
Penalty	22	15	18	13	15	19	23	26
YDS GAINED (tot)	3829	3653	3571	3358	3219	2915	3244	3510
Avg per Game	425.4	405.9	396.8	373.1	357.7	323.9	360.4	351.0
RUSHING (net)	1520	1048	961	1087	949	827	914	1054
Avg per Game	168.9	116.4	106.8	120.8	105.4	91.9	101.6	105.4
Rushes	288	215	260	266	238	215	220	242
Yards per Rush	5.3	4.9	3.7	4.1	4.0	3.8	4.2	4.4
PASSING (net)	2309	2605	2610	2271	2270	2088	2330	2456
Avg per Game	256.6	289.4	290.0	252.3	252.2	232.0	258.9	245.6
Passes Att.	311	334	352	314	371	337	324	339
Completed	212	233	236	230	243	220	206	242
Pct Completed	68.2	69.8	67.0	73.2	65.5	65.3	63.6	71.4
Yards Gained	2375	2789	2746	2357	2501	2301	2497	2595
Sacked	13	30	19	13	32	30	22	21
Yards Lost	66	184	136	86	231	213	167	139
Had intercepted	8	10	5	3	5	7	8	7
Yards Opp Ret	110	199	1	51	23	93	59	14
Opp TDs on Int	0	1	0	0	0	0	2	0
PUNTS	29	33	30	30	38	38	33	22
Avg Yards	43.9	50.3	40.7	41.5	46.8	47.8	52.2	47.5
PUNT RETURNS	12	7	9	23	12	19	8	9
Avg Return	3.4	11.4	10.2	11.9	8.8	4.4	10.3	5.3
Returned for TD	0	0	0	0	0	0	0	0
KICKOFF RETURNS	13	18	15	20	20	21	14	22
Avg Return	20.2	22.9	20.0	26.0	23.6	20.0	22.7	26.7
Returned for TD	0	0	0	0	0	0	0	0
PENALTIES	69	45	51	52	58	46	55	63
Yards Penalized	519	313	463	642	450	380	520	495
FUMBLES BY	11	7	7	18	14	17	4	5
Fumbles Lost	4	4	3	6	7	9	1	3
Opp Fumbles	6	13	9	7	3	11	10	12
Opp Fum Lost	4	6	3	4	1	1	3	8
POSS. TIME (avg)	28:54	29:07	31:50	31:39	32:21	29:35	28:32	30:25
TOUCHDOWNS	32	37	26	31	21	21	25	25
Rushing	15	9	11	12	9	12	7	12
Passing	17	28	15	18	12	9	18	13
Returns	0	0	0	1	0	0	0	0
EXTRA-PT KICKS	29/30	34/35	19/23	31/31	21/21	16/17	24/24	21/23
2-PT CONVERSIONS	0/2	1/2	1/3	0/0	0/0	0/4	1/1	1/2
FIELD GOALS/FGA	15/19	10/10	22/23	18/19	19/21	12/17	17/23	20/25
POINTS SCORED	266	290	243	271	204	180	227	233
DEFENSE	Ariz.	Sea.	Atl.	N.O.	Cin.	Wash.	Det.	Car.
POINTS ALLOWED	210	266	251	213	250	218	267	272
OPP FIRST DOWNS	216	246	206	182	206	169	233	241
Rushing	68	64	47	38	67	59	74	74
Passing	124	166	139	113	120	95	137	142
Penalty	24	16	20	31	19	15	22	25
OPP YARDS GAINED	3330	4035	3690	2774	3584	2886	3600	3800
Avg per Game	370.0	448.3	410.0	308.2	398.2	320.7	400.0	380.0
OPP RUSHING (net)	1082	855	897	691	1198	1134	1274	1245
Avg per Game	120.2	95.0	99.7	76.8	133.1	126.0	141.6	124.5
Rushes	238	233	207	208	240	261	273	261
Yards per Rush	4.5	3.7	4.3	3.3	5.0	4.3	4.7	4.8
OPP PASSING (net)	2248	3180	2793	2083	2386	1752	2326	2555
Avg per Game	249.8	353.3	310.3	231.4	265.1	194.7	258.4	255.5
Passes Att.	349	403	351	317	326	264	321	372
Completed	224	281	238	206	204	172	210	257
Pct Completed	64.2	69.7	67.8	65.0	62.6	65.2	65.4	69.1
Sacked	22	22	14	24	11	28	13	11
Yards Lost	173	102	110	175	50	191	125	69
INTERCEPTED BY	8	9	7	9	8	8	5	5
Yards Returned	109	29	76	66	51	33	65	110
Returned for TD	0	0	0	1	0	0	0	0
OPP PUNT RETURNS	15	14	8	9	15	20	9	9
Avg return	6.7	8.2	5.8	3.6	7.5	5.1	5.3	6.7
OPP KICKOFF RET	23	17	28	20	10	6	34	5
Avg return	17.6	20.8	23.6	17.0	22.3	27.7	21.6	23.4
OPP TOUCHDOWNS	23	31	30	25	29	24	35	30
Rushing	5	14	8	5	7	9	16	14
Passing	17	16	22	20	21	14	17	16
Returns	1	1	0	0	1	1	2	0

WEEK 10 / THROUGH MONDAY, NOVEMBER 16, 2020

OFFENSE	N.E.	Hou.	Phil.	Clev.	Pitt.	Jax	Tenn.	Balt.
GAMES (Won-Lost)	4-5	2-7	3-5-1	6-3	9-0	1-8	6-3	6-3
FIRST DOWNS	210	176	195	186	190	185	206	177
Rushing	91	48	65	77	51	49	71	75
Passing	100	117	105	94	118	118	113	93
Penalty	19	11	25	15	21	18	22	9
YDS GAINED (tot)	3203	3190	2986	3130	3105	3064	3371	3133
Avg per Game	355.9	354.4	331.8	347.8	345.0	340.4	374.6	348.1
RUSHING (net)	1450	791	1105	1431	916	900	1338	1476
Avg per Game	161.1	87.9	122.8	159.0	101.8	100.0	148.7	164.0
Rushes	301	201	216	279	238	200	278	294
Yards per Rush	4.8	3.9	5.1	5.1	3.8	4.5	4.8	5.0
PASSING (net)	1753	2399	1881	1699	2189	2164	2033	1657
Avg per Game	194.8	266.6	209.0	188.8	243.2	240.4	225.9	184.1
Passes Att.	258	302	344	256	338	340	282	250
Completed	172	205	201	157	226	220	182	160
Pct Completed	66.7	67.9	58.4	61.3	66.9	64.7	64.5	64.0
Yards Gained	1851	2539	2118	1766	2276	2328	2128	1786
Sacked	16	26	35	12	10	28	13	23
Yards Lost	98	140	237	67	87	164	95	129
Had intercepted	11	5	12	7	4	7	3	6
Yards Opp Ret	163	104	68	110	55	69	16	35
Opp TDs on Int	1	0	0	1	0	0	0	1
PUNTS	24	34	39	28	39	31	31	34
Avg Yards	46.8	47.6	50.0	44.6	45.2	45.7	46.2	45.5
PUNT RETURNS	5	13	14	10	21	10	17	18
Avg Return	7.6	8.5	5.7	6.0	12.4	16.0	8.4	8.8
Returned for TD	0	0	0	0	0	1	0	0
KICKOFF RETURNS	21	14	14	19	16	19	20	12
Avg Return	23.9	20.6	18.6	20.5	24.2	20.4	18.6	31.0
Returned for TD	0	0	0	0	0	0	0	1
PENALTIES	29	39	56	54	49	54	49	59
Yards Penalized	303	316	449	473	415	543	459	548
FUMBLES BY	11	9	18	8	12	9	4	17
Fumbles Lost	4	4	5	3	4	5	1	5
Opp Fumbles	10	6	12	14	11	5	16	18
Opp Fum Lost	4	3	7	7	6	2	5	10
POSS. TIME (avg)	30:27	26:45	28:45	29:39	31:41	28:16	27:52	31:30
TOUCHDOWNS	21	23	25	26	33	24	31	28
Rushing	14	5	10	9	9	7	10	10
Passing	5	18	12	16	22	15	20	14
Returns	2	0	3	1	2	2	1	4
EXTRA-PT KICKS	16/18	20/21	12/12	23/25	27/30	15/18	25/27	28/28
2-PT CONVERSIONS	1/3	0/2	6/13	1/1	1/3	2/6	1/3	0/0
FIELD GOALS/FGA	15/17	14/17	9/13	11/13	14/14	12/16	12/20	16/17
POINTS SCORED	189	200	203	216	271	199	249	244

DEFENSE	N.E.	Hou.	Phil.	Clev.	Pitt.	Jax	Tenn.	Balt.
POINTS ALLOWED	211	252	232	244	171	271	235	165
OPP FIRST DOWNS	183	217	199	211	163	214	217	186
Rushing	73	84	59	70	48	72	64	49
Passing	97	119	120	130	100	115	138	115
Penalty	13	14	20	11	15	27	15	22
OPP YARDS GAINED	3180	3682	3103	3214	2863	3740	3583	2907
Avg per Game	353.3	409.1	344.8	357.1	318.1	415.6	398.1	323.0
OPP RUSHING(net)	1163	1507	1197	944	961	1185	1086	987
Avg per Game	129.2	167.4	133.0	104.9	106.8	131.7	120.7	109.7
Rushes	262	291	275	237	221	272	241	219
Yards per Rush	4.4	5.2	4.4	4.0	4.3	4.4	4.5	4.5
OPP PASSING(net)	2017	2175	1906	2270	1902	2555	2497	1920
Avg per Game	224.1	241.7	211.8	252.2	211.3	283.9	277.4	213.3
Passes Att.	245	296	306	340	308	302	366	326
Completed	167	203	205	227	173	212	248	209
Pct Completed	68.2	68.6	67.0	66.8	56.2	70.2	67.8	64.1
Sacked	13	19	31	22	36	9	11	25
Yards Lost	90	123	225	163	242	46	89	190
INTERCEPTED BY	11	2	3	7	11	7	9	4
Yards Returned	137	0	56	113	110	85	167	25
Returned for TD	1	0	1	1	2	0	0	0
OPP PUNT RETURNS	4	12	26	17	18	8	14	13
Avg return	4.3	6.6	7.4	10.1	10.7	6.4	11.6	5.0
OPP KICKOFF RET	16	20	14	22	23	16	22	12
Avg return	21.9	21.2	20.9	28.4	20.7	16.4	20.8	21.7
OPP TOUCHDOWNS	23	31	27	29	20	31	30	21
Rushing	8	12	14	9	5	12	9	7
Passing	14	18	13	18	15	19	20	12
Returns	1	1	0	2	0	0	1	2

WEEK 10 / THROUGH MONDAY, NOVEMBER 16, 2020

OFFENSE	Miami	Denv.	NY-J	LA-C	Dal.	Minn.	G.B.	Ind.
GAMES (Won-Lost)	6-3	3-6	0-9	2-7	2-7	4-5	7-2	6-3
FIRST DOWNS	185	175	147	209	226	194	199	200
Rushing	57	46	52	70	69	77	53	63
Passing	108	103	76	122	140	100	126	118
Penalty	20	26	19	17	17	17	20	19
YDS GAINED (tot)	2863	3006	2394	3633	3555	3441	3562	3314
Avg per Game	318.1	334.0	266.0	403.7	395.0	382.3	395.8	368.2
RUSHING (net)	888	959	890	1184	990	1382	1093	952
Avg per Game	98.7	106.6	98.9	131.6	110.0	153.6	121.4	105.8
Rushes	247	225	212	291	245	268	247	253
Yards per Rush	3.6	4.3	4.2	4.1	4.0	5.2	4.4	3.8
PASSING (net)	1975	2047	1504	2449	2565	2059	2469	2362
Avg per Game	219.4	227.4	167.1	272.1	285.0	228.8	274.3	262.4
Passes Att.	274	342	295	333	390	245	314	319
Completed	187	193	171	218	248	162	213	217
Pct Completed	68.2	56.4	58.0	65.5	63.6	66.1	67.8	68.0
Yards Gained	2054	2224	1704	2545	2781	2147	2578	2412
Sacked	14	23	26	18	26	17	11	9
Yards Lost	79	177	200	96	216	88	109	50
Had intercepted	7	16	8	6	8	11	3	7
Yards Opp Ret	50	300	94	143	57	134	70	85
Opp TDs on Int	0	2	2	0	1	0	1	1
PUNTS	36	36	46	36	26	32	28	25
Avg Yards	44.7	46.6	45.1	43.5	42.3	41.2	43.8	45.6
PUNT RETURNS	20	9	3	15	18	6	7	18
Avg Return	14.7	10.9	6.7	5.6	9.9	1.7	5.6	9.1
Returned for TD	1	0	0	0	0	0	0	0
KICKOFF RETURNS	9	16	22	20	22	24	14	25
Avg Return	18.9	20.4	18.4	21.5	24.1	20.9	17.4	27.6
Returned for TD	0	0	0	0	0	0	0	1
PENALTIES	41	48	58	47	59	47	48	53
Yards Penalized	340	436	551	383	497	346	444	500
FUMBLES BY	8	16	4	9	18	7	5	5
Fumbles Lost	3	5	2	5	12	3	2	2
Opp Fumbles	13	9	9	7	6	14	6	8
Opp Fum Lost	7	3	3	4	4	4	3	2
POSS. TIME (avg)	30:09	28:29	26:49	31:36	28:24	28:23	33:08	31:12
TOUCHDOWNS	27	19	11	27	22	30	34	26
Rushing	9	7	3	7	9	13	7	10
Passing	15	12	7	19	12	17	26	11
Returns	3	0	1	1	1	0	1	5
EXTRA-PT KICKS	23/23	16/17	10/10	22/24	15/17	20/21	31/32	23/25
2-PT CONVERSIONS	3/4	1/2	0/1	0/3	3/5	6/9	2/2	1/1
FIELD GOALS/FGA	20/21	18/19	15/17	14/19	17/20	8/10	12/12	19/21
POINTS SCORED	251	186	121	226	204	236	277	242

DEFENSE	Miami	Denv.	NY-J	LA-C	Dal.	Minn.	G.B.	Ind.
POINTS ALLOWED	182	254	268	245	290	247	224	177
OPP FIRST DOWNS	208	183	217	172	202	204	183	168
Rushing	76	58	60	52	74	63	66	49
Passing	115	111	132	110	105	126	99	99
Penalty	17	14	25	10	23	15	18	20
OPP YARDS GAINED	3347	3240	3624	3148	3434	3452	3023	2614
Avg per Game	371.9	360.0	402.7	349.8	381.6	383.6	335.9	290.4
OPP RUSHING (net)	1153	1159	1088	1057	1413	1041	997	826
Avg per Game	128.1	128.8	120.9	117.4	157.0	115.7	110.8	91.8
Rushes	244	263	267	224	285	253	219	234
Yards per Rush	4.7	4.4	4.1	4.7	5.0	4.1	4.6	3.5
OPP PASSING (net)	2194	2081	2536	2091	2021	2411	2026	1788
Avg per Game	243.8	231.2	281.8	232.3	224.6	267.9	225.1	198.7
Passes Att.	328	322	320	321	294	328	284	286
Completed	206	214	232	203	182	218	193	178
Pct Completed	62.8	66.5	72.5	63.2	61.9	66.5	68.0	62.2
Sacked	22	22	11	16	17	18	20	21
Yards Lost	193	146	61	88	89	96	145	146
INTERCEPTED BY	8	6	7	4	3	7	4	11
Yards Returned	89	84	94	140	33	47	43	216
Returned for TD	0	0	1	1	0	0	1	3
OPP PUNT RETURNS	9	18	23	22	7	19	11	10
Avg return	5.1	9.3	11.8	12.5	5.3	10.3	17.2	5.2
OPP KICKOFF RET	14	13	17	15	16	16	21	26
Avg return	16.0	29.6	25.8	29.5	20.4	24.6	21.9	21.5
OPP TOUCHDOWNS	24	27	30	27	34	25	27	20
Rushing	11	10	12	8	11	5	11	7
Passing	13	14	16	18	21	19	14	11
Returns	0	3	2	1	2	1	2	2

WEEK 10 / THROUGH MONDAY, NOVEMBER 16, 2020

OFFENSE	K.C.	L.V.	LA-R	T.B.	Buff.	Chi.	NY-G	S.F.
GAMES (Won-Lost)	8-1	6-3	6-3	7-3	7-3	5-5	3-7	4-6
FIRST DOWNS	213	199	212	222	238	188	195	220
Rushing	58	78	84	53	76	43	59	61
Passing	138	103	118	141	140	127	115	136
Penalty	17	18	10	28	22	18	21	23
YDS GAINED (tot)	3681	3330	3560	3685	3765	3009	3066	3647
Avg per Game	409.0	370.0	395.6	368.5	376.5	300.9	306.6	364.7
RUSHING (net)	1029	1253	1208	1039	976	782	1105	1120
Avg per Game	114.3	139.2	134.2	103.9	97.6	78.2	110.5	112.0
Rushes	231	282	280	246	247	217	248	266
Yards per Rush	4.5	4.4	4.3	4.2	4.0	3.6	4.5	4.2
PASSING (net)	2652	2077	2352	2646	2789	2227	1961	2527
Avg per Game	294.7	230.8	261.3	264.6	278.9	222.7	196.1	252.7
Passes Att.	336	283	321	386	370	402	335	349
Completed	226	196	213	254	253	254	213	232
Pct Completed	67.3	69.3	66.4	65.8	68.4	63.2	63.6	66.5
Yards Gained	2730	2156	2447	2739	2905	2430	2140	2718
Sacked	13	14	13	14	20	25	31	25
Yards Lost	78	79	95	93	116	203	179	191
Had intercepted	1	2	6	7	7	11	9	11
Yards Opp Ret	47	45	12	179	133	95	20	168
Opp TDs on Int	0	0	0	2	0	0	0	1
PUNTS	27	23	36	35	25	48	36	35
Avg Yards	47.1	43.7	46.6	44.0	49.1	46.6	44.2	46.5
PUNT RETURNS	11	10	19	15	16	19	15	12
Avg Return	6.0	11.6	6.3	6.6	11.9	8.2	10.9	8.8
Returned for TD	0	0	0	0	0	0	0	0
KICKOFF RETURNS	13	16	14	16	22	31	19	19
Avg Return	29.0	20.0	20.4	22.2	26.5	27.0	22.4	20.5
Returned for TD	1	0	0	0	0	1	0	0
PENALTIES	56	46	37	57	68	64	55	58
Yards Penalized	484	369	327	519	640	576	433	522
FUMBLES BY	10	12	13	10	8	12	11	11
Fumbles Lost	5	7	7	5	6	3	6	6
Opp Fumbles	11	6	8	11	15	12	16	16
Opp Fum Lost	5	3	5	5	9	5	7	4
POSS. TIME (avg)	29:22	32:17	31:47	29:42	30:43	29:47	29:10	31:35
TOUCHDOWNS	35	28	27	34	31	20	19	29
Rushing	7	12	14	10	9	2	9	15
Passing	25	16	13	23	22	16	8	14
Returns	3	0	0	1	0	2	2	0
EXTRA-PT KICKS	27/33	27/28	22/26	30/32	29/30	18/18	16/16	25/26
2-PT CONVERSIONS	2/2	0/0	1/1	0/2	0/1	1/2	1/3	0/3
FIELD GOALS/FGA	15/17	20/22	10/14	20/22	19/25	17/19	21/22	13/14
POINTS SCORED	286	255	216	296	272	191	195	238

DEFENSE	K.C.	L.V.	LA-R	T.B.	Buff.	Chi.	NY-G	S.F.
POINTS ALLOWED	183	241	168	226	265	209	236	234
OPP FIRST DOWNS	195	204	167	184	232	205	224	198
Rushing	76	61	56	49	93	61	64	65
Passing	100	126	100	120	122	114	143	107
Penalty	19	17	11	15	17	30	17	26
OPP YARDS GAINED	3187	3398	2668	3003	3737	3401	3586	3159
Avg per Game	354.1	377.6	296.4	300.3	373.7	340.1	358.6	315.9
OPP RUSHING(net)	1246	1014	871	766	1350	1151	1009	1070
Avg per Game	138.4	112.7	96.8	76.6	135.0	115.1	100.9	107.0
Rushes	262	228	214	231	280	287	255	271
Yards per Rush	4.8	4.4	4.1	3.3	4.8	4.0	4.0	3.9
OPP PASSING(net)	1941	2384	1797	2237	2387	2250	2577	2089
Avg per Game	215.7	264.9	199.7	223.7	238.7	225.0	257.7	208.9
Passes Att.	308	336	313	355	333	350	362	314
Completed	192	207	201	242	226	214	247	204
Pct Completed	62.3	61.6	64.2	68.2	67.9	61.1	68.2	65.0
Sacked	19	11	31	32	27	21	25	18
Yards Lost	104	61	193	238	137	135	186	107
INTERCEPTED BY	9	7	8	12	7	6	8	8
Yards Returned	216	151	23	152	45	58	101	78
Returned for TD	2	0	0	1	0	0	1	0
OPP PUNT RETURNS	6	7	9	12	11	21	11	13
Avg return	12.3	11.1	19.0	9.6	9.5	12.4	5.4	5.8
OPP KICKOFF RET	16	20	20	10	18	21	24	25
Avg return	25.4	24.7	27.7	37.2	18.7	22.5	21.2	23.8
OPP TOUCHDOWNS	21	28	19	27	30	19	26	25
Rushing	9	13	7	8	15	6	10	7
Passing	11	14	9	17	15	12	15	17
Returns	1	1	3	2	0	1	1	1

WEEK 10 / THROUGH MONDAY, NOVEMBER 16, 2020

OFFENSE	NFL/Avg
GAMES (Won-Lost)	---
FIRST DOWNS	201.1
Rushing	63.5
Passing	118.7
Penalty	18.8
YDS GAINED (tot)	3312.3
Avg per Game	360.5
RUSHING (net)	1081.8
Avg per Game	117.7
Rushes	248.6
Yards per Rush	4.4
PASSING (net)	2230.5
Avg per Game	242.8
Passes Att.	323.3
Completed	212.3
Pct Completed	65.7
Yards Gained	2364.5
Sacked	20.1
Yards Lost	134.0
Had intercepted	7.1
Yards Opp Ret	87.6
Opp TDs on Int	0.5
PUNTS	32.6
Avg Yards	45.8
PUNT RETURNS	13.1
Avg Return	8.9
Returned for TD	0.1
KICKOFF RETURNS	18.1
Avg Return	22.6
Returned for TD	0.1
PENALTIES	52.2
Yards Penalized	458.0
FUMBLES BY	10.3
Fumbles Lost	4.6
Opp Fumbles	10.3
Opp Fum Lost	4.6
POSS. TIME (avg)	30:00
TOUCHDOWNS	26.5
Rushing	9.5
Passing	15.9
Returns	1.1
EXTRA POINTS(tot)	94%
Kicks Made/2Pt	43%
FIELD GOALS/FGA	15/18
POINTS SCORED	230.5

DEFENSE	NFL/Avg
POINTS ALLOWED	230.5
OPP FIRST DOWNS	201.1
Rushing	63.5
Passing	118.7
Penalty	18.8
OPP YARDS GAINED	3312.3
Avg per Game	360.5
OPP RUSHING(net)	1081.8
Avg per Game	117.7
Rushes	248.6
Yards per Rush	4.4
OPP PASSING(net)	2230.5
Avg per Game	242.8
Passes Att.	323.3
Completed	212.3
Pct Completed	65.7
Sacked	20.1
Yards Lost	134.0
INTERCEPTED BY	7.1
Yards Returned	87.6
Returned for TD	0.5
OPP PUNT RETURNS	13.1
Avg return	8.9
OPP KICKOFF RET	18.1
Avg return	22.6
OPP TOUCHDOWNS	26.5
Rushing	9.5
Passing	15.9
Returns	1.1

WEEK 10 / THROUGH MONDAY, NOVEMBER 16, 2020

AFC / TEAM/OFFENSE RANK

Tm	(A)	(B)	(C)	(D)	(E)	(F)	(G)	(H)	(I)	(J)	(K)	(L)	(M)	(N)	(O)	(P)	(Q)
BAL	10	10	1	2	15	12	11	16	13	8	10	8t	1	10	2	7	4
BUF	3	3	15	12	2	4	8	8t	1	2t	1	4	4	1	6	6	13
CIN	7	15	10	11	6	14	5	14	4t	14	2	8t	7	5	9	11	6t
CLE	11	6	3	1	14	10	14	5	10	11	13	14t	10	14	15	10	11
DEN	14	14	8	8	10	15	16	11	15	12	16	6	11	6	8	15	3
HOU	9	2	16	13	4	2	6	13	14	10	9	10	9	2	5	12	12
IND	6	7	9	15	5	3	10	1	7	15	8	7	3	9	7	8	6t
JAC	13	11	12	5	8	13	9	12	11t	7	15	1	12	8	4	13	14
KC	1	1	7	6	1	1	1	3	2	2t	11t	14t	2	3	11	1	8t
LV	5	5	5	7	9	5	2	6	8	1	3	5	13	15	10	3	5
LAC	2	8	6	10	3	6	7	8t	4t	5	11t	16	8	16	16	9	15
MIA	15	12	14	16	12	8	12	7	11t	13	4	2	14	13	3	4	2
NE	8	9	2	3	13	9	15	10	3	9	5	12	6	4	1	14	8t
NYJ	16	16	13	9	16	16	13	15	16	16	14	13	16	12	14	16	8t
PIT	12	13	11	14	7	11	4	2	9	4	6t	3	5	11	13	2	1
TEN	4	4	4	4	11	7	3	4	6	6	6t	11	15	7	12	5	16

AFC / OPPONENT/DEFENSE RANK

Tm	(A)	(B)	(C)	(D)	(E)	(F)	(G)	(H)	(I)	(J)	(K)	(L)	(M)	(N)	(O)	(P)	(Q)	(R)	(S)
BAL	3	3	4	10	3	1	15	3	6	1	3t	2	8	11	9	1	2	3	5
BUF	10	10	14	14	8	10	10	2	11	11	8	9	3	8	6	8	16	8	6
CIN	13	15	13	15	13	13	6	13	9	12	6	7	10	10	10	12	8	12	12
CLE	7	5	2	2	11	8	12	7	12	15	16	10	14	9	11	10	11	11	9
DEN	8	4	10	6	6	5	13	5	4t	3	7	8	16	3	4	14	12	14	11
HOU	15	13	16	16	9	12	16	8	14t	14	11	6	6	6	7	13	3	13	14
IND	1	1	1	1	1	3	2	4	2	7	9	4	7	2	3	3	6	5	1
JAC	16	16	12	5	16	16	8	16	13	9	12	5	2	1	1	16	9t	15	15
KC	6	6	15	13	4	4	4	9	7	4	13t	15	12	12	16	5	4	1	2
LV	11	11	5	8	12	11	11	14	8	13	15	12	11	13	8	9	13	6t	8
LAC	4	7	6	11	7	6	14	11	3	5	3t	16	15	15	14	11	9t	9	3
MIA	9	8	9	12	10	7	7	6	10	2	5	3	1	4	2	4	1	4	13
NE	5	14	11	7	5	15	1	10	4t	8	2	1	9	14	15	6	15	10	7
NYJ	14	12	8	3	15	14	9	12	14t	10	10	14	13	5	12	15	7	16	16
PIT	2	2	3	4	2	2	3	1	1	6	1	11	4	7	5	2	5	2	4
TEN	12	9	7	9	14	9	5	15	14t	16	13t	13	5	16	13	7	14	6t	10

- (A) Total Yards per Game
- (B) Yards per Play
- (C) Rushing Yards per Game
- (D) Rushing Yards per Attempt
- (E) Passing Net Yards per Game
- (F) Passing Net Yards per Play
- (G) Passing, Percent Had Intercepted
- (H) Sacks per Pass Play
- (I) First Downs per Game
- (J) Third Down Efficiency
- (K) Fourth Down Efficiency
- (L) Punt Return Average
- (M) Kickoff Return Average
- (N) Gross Punting Average
- (O) Net Punting Average
- (P) Points per Game
- (Q) Field Goal Percentage
- Combined Offense/Defense Rank
- (R) Points per Game Differential
- (S) Net Yards per Game Differential

WEEK 10 / THROUGH MONDAY, NOVEMBER 16, 2020

NFC / TEAM/OFFENSE RANK

Tm	(A)	(B)	(C)	(D)	(E)	(F)	(G)	(H)	(I)	(J)	(K)	(L)	(M)	(N)	(O)	(P)	(Q)
ARI	1	3	1	1	8	4	10	5	1	5t	1	15	12	11	10	5	12
ATL	3	11	11	15	1	6	3	6	3	4	9t	5	14	16	14	6	3
CAR	12	5	12	7	11	8	7	7	12	9	9t	13	2	5	5	11	10t
CHI	16	16	16	16	14	15	12	8	16	16	11t	8	1	6	13	16	8
DAL	6	12	10	13	3	12	6	9	2	11	11t	6	4	13	9	12	9
DET	11	7	14	11	7	10	9	10	7	10	5	4	6	1	1	8	13
GB	4	4	5	6	4	2	1t	1	9	1	8	12	16	12	15	2	1t
LAR	5	6	3	8	6	5	5	3	5	3	11t	10	11	7	12	9	14
MIN	7	1	2	2	13	1	16	11	13	8	11t	16	9	15	16	7	10t
NO	8	10	6	12	10	7	1t	4	6	2	6	1	3	14	11	3	5
NYG	15	15	9	5	16	14	11	15	15	12	3t	3	7	9	7	15	4
PHI	13	13	4	3	15	16	15	16	11	13	16	11	15	3	4	13	16
SF	10	9	8	10	9	9	14	12	10	7	15	7	10	8	6	10	6
SEA	2	2	7	4	2	3	13	14	4	15	2	2	5	2	2	1	1t
TB	9	8	13	9	5	11	4	2	8	5t	7	9	8	10	8	4	7
WAS	14	14	15	14	12	13	8	13	14	14	3t	14	13	4	3	14	15

NFC / OPPONENT/DEFENSE RANK

Tm	(A)	(B)	(C)	(D)	(E)	(F)	(G)	(H)	(I)	(J)	(K)	(L)	(M)	(N)	(O)	(P)	(Q)	(R)	(S)
ARI	10	8	11	12	10	5	6	8	13	6	12	9	2	8	6	4	10	3	5
ATL	15	16	5	9	15	16	10	15	12	5	1	6	11	14	11	13	7	8	11
CAR	11	13	12	15	11	12	14	16	14	16	16	8	10	2	4	11	15	12	12
CHI	7	5	9	6	7	6	11	9	7	1	13t	14	9	10	5	2	2t	10	13
DAL	12	10	16	16	6	9	15	10	10	14	4	3	3	9	3	16	9	16	7
DET	14	14	15	14	13	13	12	14	15	13	11	4	7	1	1	15	1	15	14
GB	6	12	8	13	8	11	13	6	6	9	2	15	8	7	9	9	5	4	4
LAR	1	1	4	7	2	1	4	3	2	3	3	16	14	11	16	1	12	5	1
MIN	13	11	10	8	14	14	9	12	11	2	13t	13	13	3	7	12	16	9	9
NO	3	3	2	2	9	7	3	5	5	12	8	1	1	12	2	7	2t	2	3
NYG	9	9	6	5	12	10	8	7	9	11	15	5	6	16	10	6	4	13	16
PHI	8	4	14	11	4	2	16	2	8	7	5t	10	5	6	14	10	8	11	10
SF	4	7	7	4	3	8	5	11	4	4	9t	7	12	13	13	5	11	7	6
SEA	16	15	3	3	16	15	7	13	16	15	9t	11	4	15	12	14	6	6	15
TB	2	2	1	1	5	3	1	4	1	8	5t	12	16	4	8	3	13	1	2
WAS	5	6	13	10	1	4	2	1	3	10	5t	2	15	5	15	8	14	14	8

- (A) Total Yards per Game
- (B) Yards per Play
- (C) Rushing Yards per Game
- (D) Rushing Yards per Attempt
- (E) Passing Net Yards per Game
- (F) Passing Net Yards per Play
- (G) Passing, Percent Had Intercepted
- (H) Sacks per Pass Play
- (I) First Downs per Game
- (J) Third Down Efficiency
- (K) Fourth Down Efficiency
- (L) Punt Return Average
- (M) Kickoff Return Average
- (N) Gross Punting Average
- (O) Net Punting Average
- (P) Points per Game
- (Q) Field Goal Percentage
- Combined Offense/Defense Rank
- (R) Points per Game Differential
- (S) Net Yards per Game Differential

WEEK 10 / THROUGH MONDAY, NOVEMBER 16, 2020

NFL / TEAM/OFFENSE RANK

Tm	(A)	(B)	(C)	(D)	(E)	(F)	(G)	(H)	(I)	(J)	(K)	(L)	(M)	(N)	(O)	(P)	(Q)
BAL	22	21	2	5	31	24	19	30	27	11	17	14t	1	18	6t	12	9
BUF	10	7	29	25	5	7	13	14t	4	2t	1	4	6	4	12	11	25
CIN	18	27	21	24	16	27	7	26	10t	29	2	14t	11	10	16	22t	13t
CLE	23	13	4	3	30	21	25	10	24	18	27	24t	19t	22	29	18t	20
DEN	26	26	19	16	23	28	32	20	30	27	32	8	21	12t	15	28	7t
HOU	20	6	31	26	8	4	9	25	28	17	15t	17	18	6	10	25	21
IND	15	15	20	29	10	5	18	1	14	30	14	13	3	17	14	14	13t
JAC	25	22	26	9	19	25	15	24	25t	10	31	1	22	16	9	26	26
KC	2	2	14	11	1	2	1	5	5t	2t	21t	24t	2	8	20	2	16t
LV	13	11	7	12	21	11	2	11	16t	1	4	6	26t	27	17	8	11t
LAC	4	19	9	22	7	12	10	14t	10t	8	21t	27	16	28	31	17	28
MIA	29	24	28	32	26	15	21	12	25t	28	6	2	28	21	8	9	6
NE	19	20	3	7	29	20	30	17	8t	13	7	20	10	9	2	27	16t
NYJ	32	32	27	19	32	32	24	27	32	32	28	21	31	20	28	32	16t
PIT	24	25	24	27	18	22	6	2	22	6	10t	3	8	19	26	4t	1t
TEN	11	8	6	8	24	14	5	9	12	9	10t	18	30	15	25	10	32
ARI	1	4	1	1	13	8	22	8	1	14t	3	31	24	25	21	7	24
ATL	5	18	18	30	2	10	8	13	3	12	19t	11	26t	32	27	13	4
CAR	21	9	22	14	17	16	16	16	20	20	19t	29	5	7	6t	21	22t
CHI	31	31	32	31	25	30	26	18	31	31	21t	19	4	11	24	31	15
DAL	8	23	17	23	4	23	14	19	2	22	21t	12	9	29	19	22t	19
DET	17	12	25	20	12	18	20	21	13	21	10t	10	13	1	1	16	27
GB	6	5	11	13	6	3	3t	3	16t	4	18	28	32	26	30	3	1t
LAR	7	10	8	15	11	9	12	6	7	7	21t	23	23	12t	23	18t	29
MIN	9	1	5	2	22	1	31	22	21	19	21t	32	17	31	32	15	22t
NO	12	17	12	21	15	13	3t	7	8t	5	13	5	7	30	22	4t	7t
NYG	30	30	16	10	28	29	23	31	29	23	8t	9	14	23	13	30	5
PHI	27	28	10	4	27	31	29	32	19	24	30	26	29	3	5	24	31
SF	16	16	15	18	14	17	28	23	18	16	29	16	19t	14	11	20	10
SEA	3	3	13	6	3	6	27	29	5t	26	5	7	12	2	3	1	1t
TB	14	14	23	17	9	19	11	4	15	14t	15t	22	15	24	18	6	11t
WAS	28	29	30	28	20	26	17	28	23	25	8t	30	25	5	4	29	30

Team/Offense Rank

- (A) Total Yards per Game
- (B) Yards per Play
- (C) Rushing Yards per Game
- (D) Rushing Yards per Attempt
- (E) Passing Net Yards per Game
- (F) Passing Net Yards per Play
- (G) Passing, Percent Had Intercepted
- (H) Sacks per Pass Play
- (I) First Downs per Game
- (J) Third Down Efficiency
- (K) Fourth Down Efficiency
- (L) Punt Return Average
- (M) Kickoff Return Average
- (N) Gross Punting Average
- (O) Net Punting Average
- (P) Points per Game
- (Q) Field Goal Percentage

WEEK 10 / THROUGH MONDAY, NOVEMBER 16, 2020

NFL / OPPONENT/DEFENSE RANK

Tm	(A)	(B)	(C)	(D)	(E)	(F)	(G)	(H)	(I)	(J)	(K)	(L)	(M)	(N)	(O)	(P)	(Q)	(R)	(S)
BAL	8	7	11	21	7	2	29	7	13	2	6t	3	15	21	14	1	2	3	11
BUF	20	22	28	29	17	19	19	6	23	23	15	20	5	16	9	18	30	14	14
CIN	26	30	27	31	26	27	11	28	20t	24	9	17	18	20	15	24	9	27	26
CLE	15	12	8	7	21	15	21	14	24	29	31	22	29	19	16	20	17	21	18
DEN	17	11	23	17	14	9	23	12	9t	6	10	19	31	5	5	27	19	29	22
HOU	29	27	32	32	18	24	32	15	28t	27	22t	13	11	8	12	26	3	28	30
IND	1	2	3	3	2	6	2	9	4	17	17	6	13	4	4	4	6	5	2
JAC	31	31	25	16	30	32	13	31	25	19	24t	12	2	2	1	31	14t	30	31
KC	14	13	29	27	8	7	6	17	14	11	27t	28	25	24	32	6	4	1	7
LV	21	24	13	19	25	23	20	29	18t	25	30	25	24	26	13	19	21t	12t	17
LAC	12	16	16	25	16	13	28	24	6	12	6t	30	30	30	29	22	14t	19	8
MIA	19	17	22	26	19	14	12	13	22	3	8	5	1	6	2	5	1	4	29
NE	13	28	24	18	10	31	1	23	9t	18	2t	2	16	29	31	11	28t	20	15
NYJ	28	26	19	10	29	30	17	27	28t	20	21	27	26	7	18	30	7	32	32
PIT	6	5	9	14	5	3	3	1	1	14	1	24	7	10	7	3	5	2	10
TEN	25	21	18	20	28	18	10	30	28t	31	27t	26	9	31	23	17	24t	12t	21
ARI	18	14	17	22	20	10	14	16	26	9	22t	15	4	15	17	9	23	8	6
ATL	30	32	6	12	31	29	22	26	20t	8	2t	10	21	27	24	25	18	16	20
CAR	22	23	20	28	22	22	27	32	27	32	32	14	20	3	10	21	31	23	23
CHI	10	8	14	8	12	11	24	18	12	1	24t	29	19	18	11	7	10t	18	24
DAL	23	18	31	30	11	17	30	19	17	28	11	7	6	17	8	32	21t	31	12
DET	27	25	30	24	24	25	25	25	31	26	20	8	14	1	3	29	8	26	25
GB	9	20	12	23	13	21	26	10	9t	15	4	31	17	14	21	15	13	9	5
LAR	2	1	5	9	3	1	8	4	3	5	5	32	27	22	30	2	26	10	1
MIN	24	19	15	11	27	26	18	21	18t	4	24t	23	23	9	19	23	32	17	16
NO	4	4	2	2	15	12	7	8	8	22	16	1	3	23	6	13	10t	7	4
NYG	16	15	7	6	23	20	16	11	16	21	29	9	12	32	22	12	12	24	28
PHI	11	6	26	15	6	4	31	3	15	10	12t	16	10	13	27	16	20	22	19
SF	5	10	10	5	4	16	9	20	7	7	18t	11	22	25	26	10	24t	15	9
SEA	32	29	4	4	32	28	15	22	32	30	18t	18	8	28	25	28	14t	11	27
TB	3	3	1	1	9	5	4	5	2	13	12t	21	32	11	20	8	27	6	3
WAS	7	9	21	13	1	8	5	2	5	16	12t	4	28	12	28	14	28t	25	13

Opponent/Defense Rank

- (A) Total Yards per Game
 - (B) Yards per Play
 - (C) Rushing Yards per Game
 - (D) Rushing Yards per Attempt
 - (E) Passing Net Yards per Game
 - (F) Passing Net Yards per Play
 - (G) Passing, Percent Had Intercepted
 - (H) Sacks per Pass Play
 - (I) First Downs per Game
 - (J) Third Down Efficiency
 - (K) Fourth Down Efficiency
 - (L) Punt Return Average
 - (M) Kickoff Return Average
 - (N) Gross Punting Average
 - (O) Net Punting Average
 - (P) Points per Game
 - (Q) Field Goal Percentage
- Combined Offense/Defense Rank
- (R) Points per Game Differential
 - (S) Net Yards per Game Differential

WEEK 10 / THROUGH MONDAY, NOVEMBER 16, 2020**AFC / TOTAL OFFENSE**

Rank	Team	Total	Rushing	Passing	Total	Rushing	Passing
1)	Kansas City	3681	1029	2652	409.0	114.3	294.7
2)	L.A. Chargers	3633	1184	2449	403.7	131.6	272.1
3)	Buffalo	3765	976	2789	376.5	97.6	278.9
4)	Tennessee	3371	1338	2033	374.6	148.7	225.9
5)	Las Vegas	3330	1253	2077	370.0	139.2	230.8
6)	Indianapolis	3314	952	2362	368.2	105.8	262.4
7)	Cincinnati	3219	949	2270	357.7	105.4	252.2
8)	New England	3203	1450	1753	355.9	161.1	194.8
9)	Houston	3190	791	2399	354.4	87.9	266.6
10)	Baltimore	3133	1476	1657	348.1	164.0	184.1
11)	Cleveland	3130	1431	1699	347.8	159.0	188.8
12)	Pittsburgh	3105	916	2189	345.0	101.8	243.2
13)	Jacksonville	3064	900	2164	340.4	100.0	240.4
14)	Denver	3006	959	2047	334.0	106.6	227.4
15)	Miami	2863	888	1975	318.1	98.7	219.4
16)	N.Y. Jets	2394	890	1504	266.0	98.9	167.1

AFC / TOTAL DEFENSE

Rank	Team	Total	Rushing	Passing	Total	Rushing	Passing
1)	Indianapolis	2614	826	1788	290.4	91.8	198.7
2)	Pittsburgh	2863	961	1902	318.1	106.8	211.3
3)	Baltimore	2907	987	1920	323.0	109.7	213.3
4)	L.A. Chargers	3148	1057	2091	349.8	117.4	232.3
5)	New England	3180	1163	2017	353.3	129.2	224.1
6)	Kansas City	3187	1246	1941	354.1	138.4	215.7
7)	Cleveland	3214	944	2270	357.1	104.9	252.2
8)	Denver	3240	1159	2081	360.0	128.8	231.2
9)	Miami	3347	1153	2194	371.9	128.1	243.8
10)	Buffalo	3737	1350	2387	373.7	135.0	238.7
11)	Las Vegas	3398	1014	2384	377.6	112.7	264.9
12)	Tennessee	3583	1086	2497	398.1	120.7	277.4
13)	Cincinnati	3584	1198	2386	398.2	133.1	265.1
14)	N.Y. Jets	3624	1088	2536	402.7	120.9	281.8
15)	Houston	3682	1507	2175	409.1	167.4	241.7
16)	Jacksonville	3740	1185	2555	415.6	131.7	283.9

WEEK 10 / THROUGH MONDAY, NOVEMBER 16, 2020**NFC / TOTAL OFFENSE**

Rank	Team	Total	Rushing	Passing	Total	Rushing	Passing
1)	Arizona	3829	1520	2309	425.4	168.9	256.6
2)	Seattle	3653	1048	2605	405.9	116.4	289.4
3)	Atlanta	3571	961	2610	396.8	106.8	290.0
4)	Green Bay	3562	1093	2469	395.8	121.4	274.3
5)	L.A. Rams	3560	1208	2352	395.6	134.2	261.3
6)	Dallas	3555	990	2565	395.0	110.0	285.0
7)	Minnesota	3441	1382	2059	382.3	153.6	228.8
8)	New Orleans	3358	1087	2271	373.1	120.8	252.3
9)	Tampa Bay	3685	1039	2646	368.5	103.9	264.6
10)	San Francisco	3647	1120	2527	364.7	112.0	252.7
11)	Detroit	3244	914	2330	360.4	101.6	258.9
12)	Carolina	3510	1054	2456	351.0	105.4	245.6
13)	Philadelphia	2986	1105	1881	331.8	122.8	209.0
14)	Washington	2915	827	2088	323.9	91.9	232.0
15)	N.Y. Giants	3066	1105	1961	306.6	110.5	196.1
16)	Chicago	3009	782	2227	300.9	78.2	222.7

NFC / TOTAL DEFENSE

Rank	Team	Total	Rushing	Passing	Total	Rushing	Passing
1)	L.A. Rams	2668	871	1797	296.4	96.8	199.7
2)	Tampa Bay	3003	766	2237	300.3	76.6	223.7
3)	New Orleans	2774	691	2083	308.2	76.8	231.4
4)	San Francisco	3159	1070	2089	315.9	107.0	208.9
5)	Washington	2886	1134	1752	320.7	126.0	194.7
6)	Green Bay	3023	997	2026	335.9	110.8	225.1
7)	Chicago	3401	1151	2250	340.1	115.1	225.0
8)	Philadelphia	3103	1197	1906	344.8	133.0	211.8
9)	N.Y. Giants	3586	1009	2577	358.6	100.9	257.7
10)	Arizona	3330	1082	2248	370.0	120.2	249.8
11)	Carolina	3800	1245	2555	380.0	124.5	255.5
12)	Dallas	3434	1413	2021	381.6	157.0	224.6
13)	Minnesota	3452	1041	2411	383.6	115.7	267.9
14)	Detroit	3600	1274	2326	400.0	141.6	258.4
15)	Atlanta	3690	897	2793	410.0	99.7	310.3
16)	Seattle	4035	855	3180	448.3	95.0	353.3

WEEK 10 / THROUGH MONDAY, NOVEMBER 16, 2020**NFL / TOTAL OFFENSE**

Rank	Team	Total	Rushing	Passing	Total	Rushing	Passing
1)	Arizona	3829	1520	2309	425.4	168.9	256.6
2)	Kansas City	3681	1029	2652	409.0	114.3	294.7
3)	Seattle	3653	1048	2605	405.9	116.4	289.4
4)	L.A. Chargers	3633	1184	2449	403.7	131.6	272.1
5)	Atlanta	3571	961	2610	396.8	106.8	290.0
6)	Green Bay	3562	1093	2469	395.8	121.4	274.3
7)	L.A. Rams	3560	1208	2352	395.6	134.2	261.3
8)	Dallas	3555	990	2565	395.0	110.0	285.0
9)	Minnesota	3441	1382	2059	382.3	153.6	228.8
10)	Buffalo	3765	976	2789	376.5	97.6	278.9
11)	Tennessee	3371	1338	2033	374.6	148.7	225.9
12)	New Orleans	3358	1087	2271	373.1	120.8	252.3
13)	Las Vegas	3330	1253	2077	370.0	139.2	230.8
14)	Tampa Bay	3685	1039	2646	368.5	103.9	264.6
15)	Indianapolis	3314	952	2362	368.2	105.8	262.4
16)	San Francisco	3647	1120	2527	364.7	112.0	252.7
17)	Detroit	3244	914	2330	360.4	101.6	258.9
18)	Cincinnati	3219	949	2270	357.7	105.4	252.2
19)	New England	3203	1450	1753	355.9	161.1	194.8
20)	Houston	3190	791	2399	354.4	87.9	266.6
21)	Carolina	3510	1054	2456	351.0	105.4	245.6
22)	Baltimore	3133	1476	1657	348.1	164.0	184.1
23)	Cleveland	3130	1431	1699	347.8	159.0	188.8
24)	Pittsburgh	3105	916	2189	345.0	101.8	243.2
25)	Jacksonville	3064	900	2164	340.4	100.0	240.4
26)	Denver	3006	959	2047	334.0	106.6	227.4
27)	Philadelphia	2986	1105	1881	331.8	122.8	209.0
28)	Washington	2915	827	2088	323.9	91.9	232.0
29)	Miami	2863	888	1975	318.1	98.7	219.4
30)	N.Y. Giants	3066	1105	1961	306.6	110.5	196.1
31)	Chicago	3009	782	2227	300.9	78.2	222.7
32)	N.Y. Jets	2394	890	1504	266.0	98.9	167.1

NFL / TOTAL DEFENSE

Rank	Team	Total	Rushing	Passing	Total	Rushing	Passing
1)	Indianapolis	2614	826	1788	290.4	91.8	198.7
2)	L.A. Rams	2668	871	1797	296.4	96.8	199.7
3)	Tampa Bay	3003	766	2237	300.3	76.6	223.7
4)	New Orleans	2774	691	2083	308.2	76.8	231.4
5)	San Francisco	3159	1070	2089	315.9	107.0	208.9
6)	Pittsburgh	2863	961	1902	318.1	106.8	211.3
7)	Washington	2886	1134	1752	320.7	126.0	194.7
8)	Baltimore	2907	987	1920	323.0	109.7	213.3
9)	Green Bay	3023	997	2026	335.9	110.8	225.1
10)	Chicago	3401	1151	2250	340.1	115.1	225.0
11)	Philadelphia	3103	1197	1906	344.8	133.0	211.8
12)	L.A. Chargers	3148	1057	2091	349.8	117.4	232.3
13)	New England	3180	1163	2017	353.3	129.2	224.1
14)	Kansas City	3187	1246	1941	354.1	138.4	215.7
15)	Cleveland	3214	944	2270	357.1	104.9	252.2
16)	N.Y. Giants	3586	1009	2577	358.6	100.9	257.7
17)	Denver	3240	1159	2081	360.0	128.8	231.2
18)	Arizona	3330	1082	2248	370.0	120.2	249.8
19)	Miami	3347	1153	2194	371.9	128.1	243.8
20)	Buffalo	3737	1350	2387	373.7	135.0	238.7
21)	Las Vegas	3398	1014	2384	377.6	112.7	264.9
22)	Carolina	3800	1245	2555	380.0	124.5	255.5
23)	Dallas	3434	1413	2021	381.6	157.0	224.6
24)	Minnesota	3452	1041	2411	383.6	115.7	267.9
25)	Tennessee	3583	1086	2497	398.1	120.7	277.4
26)	Cincinnati	3584	1198	2386	398.2	133.1	265.1
27)	Detroit	3600	1274	2326	400.0	141.6	258.4
28)	N.Y. Jets	3624	1088	2536	402.7	120.9	281.8
29)	Houston	3682	1507	2175	409.1	167.4	241.7
30)	Atlanta	3690	897	2793	410.0	99.7	310.3
31)	Jacksonville	3740	1185	2555	415.6	131.7	283.9
32)	Seattle	4035	855	3180	448.3	95.0	353.3

WEEK 10 / THROUGH MONDAY, NOVEMBER 16, 2020

AFC / TAKEAWAYS, GIVEAWAYS

Rank	Team	TAKEAWAYS			GIVEAWAYS			Net Diff
		Int	Fum	Total	Int	Fum	Total	
1)	Tennessee	9	5	14	3	1	4	= +10
2)	Pittsburgh	11	6	17	4	4	8	= +9
3)	Kansas City	9	5	14	1	5	6	= +8
4)	Miami	8	7	15	7	3	10	= +5
5t)	Cleveland	7	7	14	7	3	10	= +4
5t)	Indianapolis	11	2	13	7	2	9	= +4
7t)	Baltimore	4	10	14	6	5	11	= +3
7t)	Buffalo	7	9	16	7	6	13	= +3
9)	Las Vegas	7	3	10	2	7	9	= +1
10t)	New England	11	4	15	11	4	15	= 0
10t)	N.Y. Jets	7	3	10	8	2	10	= 0
12t)	Cincinnati	8	1	9	5	7	12	= -3
12t)	Jacksonville	7	2	9	7	5	12	= -3
12t)	L.A. Chargers	4	4	8	6	5	11	= -3
15)	Houston	2	3	5	5	4	9	= -4
16)	Denver	6	3	9	16	5	21	= -12
Totals		118	74	192	102	68	170	= +22

NFC / TAKEAWAYS, GIVEAWAYS

Rank	Team	TAKEAWAYS			GIVEAWAYS			Net Diff
		Int	Fum	Total	Int	Fum	Total	
1)	Tampa Bay	12	5	17	7	5	12	= +5
2)	New Orleans	9	4	13	3	6	9	= +4
3)	Carolina	5	8	13	7	3	10	= +3
4t)	Atlanta	7	3	10	5	3	8	= +2
4t)	Green Bay	4	3	7	3	2	5	= +2
6)	Seattle	9	6	15	10	4	14	= +1
7t)	Arizona	8	4	12	8	4	12	= 0
7t)	L.A. Rams	8	5	13	6	7	13	= 0
7t)	N.Y. Giants	8	7	15	9	6	15	= 0
10)	Detroit	5	3	8	8	1	9	= -1
11t)	Chicago	6	5	11	11	3	14	= -3
11t)	Minnesota	7	4	11	11	3	14	= -3
13)	San Francisco	8	4	12	11	6	17	= -5
14t)	Philadelphia	3	7	10	12	5	17	= -7
14t)	Washington	8	1	9	7	9	16	= -7
16)	Dallas	3	4	7	8	12	20	= -13
Totals		110	73	183	126	79	205	= -22

NFL / TAKEAWAYS, GIVEAWAYS

Rank	Team	TAKEAWAYS			GIVEAWAYS			Net Diff
		Int	Fum	Total	Int	Fum	Total	
1)	Tennessee	9	5	14	3	1	4	= +10
2)	Pittsburgh	11	6	17	4	4	8	= +9
3)	Kansas City	9	5	14	1	5	6	= +8
4t)	Miami	8	7	15	7	3	10	= +5
4t)	Tampa Bay	12	5	17	7	5	12	= +5
6t)	Cleveland	7	7	14	7	3	10	= +4
6t)	Indianapolis	11	2	13	7	2	9	= +4
6t)	New Orleans	9	4	13	3	6	9	= +4
9t)	Baltimore	4	10	14	6	5	11	= +3
9t)	Buffalo	7	9	16	7	6	13	= +3
9t)	Carolina	5	8	13	7	3	10	= +3
12t)	Atlanta	7	3	10	5	3	8	= +2
12t)	Green Bay	4	3	7	3	2	5	= +2
14t)	Las Vegas	7	3	10	2	7	9	= +1
14t)	Seattle	9	6	15	10	4	14	= +1
16t)	New England	11	4	15	11	4	15	= 0
16t)	N.Y. Jets	7	3	10	8	2	10	= 0
16t)	Arizona	8	4	12	8	4	12	= 0
16t)	L.A. Rams	8	5	13	6	7	13	= 0
16t)	N.Y. Giants	8	7	15	9	6	15	= 0
21)	Detroit	5	3	8	8	1	9	= -1
22t)	Cincinnati	8	1	9	5	7	12	= -3
22t)	Jacksonville	7	2	9	7	5	12	= -3
22t)	L.A. Chargers	4	4	8	6	5	11	= -3
22t)	Chicago	6	5	11	11	3	14	= -3
22t)	Minnesota	7	4	11	11	3	14	= -3
27)	Houston	2	3	5	5	4	9	= -4
28)	San Francisco	8	4	12	11	6	17	= -5
29t)	Philadelphia	3	7	10	12	5	17	= -7
29t)	Washington	8	1	9	7	9	16	= -7
31)	Denver	6	3	9	16	5	21	= -12
32)	Dallas	3	4	7	8	12	20	= -13
Totals		228	147	375	228	147	375	= 0

WEEK 10 / THROUGH MONDAY, NOVEMBER 16, 2020**AFC / TEAM/OFFENSE INSIDE THE 20**

Rank	Team	Poss	Pts	TD	TD%	FG	Score	Score%
1)	Tennessee	34	186	26	76.5	3	29	85.3
2)	Cleveland	28	154	20	71.4	5	25	89.3
3)	Pittsburgh	35	186	24	68.6	7	31	88.6
4)	Kansas City	35	187	23	65.7	10	33	94.3
5)	Miami	36	190	23	63.9	9	32	88.9
6t)	Baltimore	30	148	19	63.3	5	24	80.0
6t)	Jacksonville	30	148	19	63.3	7	26	86.7
8)	Buffalo	40	200	25	62.5	9	34	85.0
9)	L.A. Chargers	29	146	18	62.1	8	26	89.7
10)	Houston	25	126	15	60.0	8	23	92.0
11)	Las Vegas	34	178	20	58.8	13	33	97.1
12)	New England	30	140	17	56.7	8	25	83.3
13)	Indianapolis	34	163	19	55.9	10	29	85.3
14)	Cincinnati	31	152	17	54.8	11	28	90.3
15)	Denver	25	110	13	52.0	7	20	80.0
16)	N.Y. Jets	18	62	5	27.8	9	14	77.8

AFC / OPPONENTS/DEFENSE INSIDE THE 20

Rank	Team	Poss	Pts	TD	TD%	FG	Score	Score%
1)	Denver	34	157	17	50.0	14	31	91.2
2)	N.Y. Jets	35	154	19	54.3	7	26	74.3
3)	L.A. Chargers	30	149	17	56.7	11	28	93.3
4t)	Jacksonville	36	178	21	58.3	11	32	88.9
4t)	Pittsburgh	24	113	14	58.3	5	19	79.2
6)	Cleveland	37	188	22	59.5	11	33	89.2
7)	Houston	38	186	23	60.5	9	32	84.2
8)	New England	28	145	17	60.7	9	26	92.9
9)	Buffalo	40	209	25	62.5	11	36	90.0
10)	Las Vegas	36	187	23	63.9	10	33	91.7
11)	Indianapolis	25	126	16	64.0	4	20	80.0
12)	Miami	28	148	20	71.4	3	23	82.1
13)	Cincinnati	34	193	25	73.5	7	32	94.1
14)	Tennessee	35	195	26	74.3	6	32	91.4
15)	Kansas City	24	132	18	75.0	3	21	87.5
16)	Baltimore	21	120	16	76.2	3	19	90.5

WEEK 10 / THROUGH MONDAY, NOVEMBER 16, 2020**NFC / TEAM/OFFENSE INSIDE THE 20**

Rank	Team	Poss	Pts	TD	TD%	FG	Score	Score%
1)	Seattle	32	187	26	81.3	2	28	87.5
2)	Minnesota	29	166	22	75.9	4	26	89.7
3)	Green Bay	34	194	25	73.5	6	31	91.2
4)	Arizona	32	181	23	71.9	7	30	93.8
5)	Tampa Bay	40	226	28	70.0	11	39	97.5
6)	San Francisco	36	185	24	66.7	7	31	86.1
7)	Philadelphia	26	134	17	65.4	5	22	84.6
8)	New Orleans	40	215	26	65.0	11	37	92.5
9)	L.A. Rams	35	181	22	62.9	10	32	91.4
10)	Carolina	32	170	20	62.5	11	31	96.9
11)	Washington	28	132	17	60.7	5	22	78.6
12)	Detroit	36	175	21	58.3	9	30	83.3
13)	Atlanta	34	157	18	52.9	12	30	88.2
14)	Dallas	27	116	14	51.9	6	20	74.1
15t)	Chicago	27	124	13	48.1	11	24	88.9
15t)	N.Y. Giants	27	120	13	48.1	10	23	85.2

NFC / OPPONENTS/DEFENSE INSIDE THE 20

Rank	Team	Poss	Pts	TD	TD%	FG	Score	Score%
1)	Chicago	34	151	15	44.1	16	31	91.2
2)	Arizona	31	138	16	51.6	9	25	80.6
3)	Minnesota	32	148	17	53.1	10	27	84.4
4)	N.Y. Giants	37	170	20	54.1	12	32	86.5
5)	Washington	25	124	14	56.0	9	23	92.0
6)	L.A. Rams	26	125	15	57.7	7	22	84.6
7)	Carolina	41	211	24	58.5	15	39	95.1
8)	San Francisco	26	139	16	61.5	9	25	96.2
9)	Tampa Bay	32	166	21	65.6	7	28	87.5
10)	Dallas	33	177	22	66.7	8	30	90.9
11)	Seattle	37	190	25	67.6	7	32	86.5
12)	Green Bay	28	158	19	67.9	8	27	96.4
13)	Philadelphia	29	150	20	69.0	4	24	82.8
14)	Detroit	36	193	26	72.2	4	30	83.3
15)	New Orleans	28	158	21	75.0	4	25	89.3
16)	Atlanta	29	161	22	75.9	3	25	86.2

WEEK 10 / THROUGH MONDAY, NOVEMBER 16, 2020

NFL / TEAM/OFFENSE INSIDE THE 20

Rank	Team	Poss	Pts	TD	TD%	FG	Score	Score%
1)	Seattle	32	187	26	81.3	2	28	87.5
2)	Tennessee	34	186	26	76.5	3	29	85.3
3)	Minnesota	29	166	22	75.9	4	26	89.7
4)	Green Bay	34	194	25	73.5	6	31	91.2
5)	Arizona	32	181	23	71.9	7	30	93.8
6)	Cleveland	28	154	20	71.4	5	25	89.3
7)	Tampa Bay	40	226	28	70.0	11	39	97.5
8)	Pittsburgh	35	186	24	68.6	7	31	88.6
9)	San Francisco	36	185	24	66.7	7	31	86.1
10)	Kansas City	35	187	23	65.7	10	33	94.3
11)	Philadelphia	26	134	17	65.4	5	22	84.6
12)	New Orleans	40	215	26	65.0	11	37	92.5
13)	Miami	36	190	23	63.9	9	32	88.9
14t)	Baltimore	30	148	19	63.3	5	24	80.0
14t)	Jacksonville	30	148	19	63.3	7	26	86.7
16)	L.A. Rams	35	181	22	62.9	10	32	91.4
17t)	Buffalo	40	200	25	62.5	9	34	85.0
17t)	Carolina	32	170	20	62.5	11	31	96.9
19)	L.A. Chargers	29	146	18	62.1	8	26	89.7
20)	Washington	28	132	17	60.7	5	22	78.6
21)	Houston	25	126	15	60.0	8	23	92.0
22)	Las Vegas	34	178	20	58.8	13	33	97.1
23)	Detroit	36	175	21	58.3	9	30	83.3
24)	New England	30	140	17	56.7	8	25	83.3
25)	Indianapolis	34	163	19	55.9	10	29	85.3
26)	Cincinnati	31	152	17	54.8	11	28	90.3
27)	Atlanta	34	157	18	52.9	12	30	88.2
28)	Denver	25	110	13	52.0	7	20	80.0
29)	Dallas	27	116	14	51.9	6	20	74.1
30t)	Chicago	27	124	13	48.1	11	24	88.9
30t)	N.Y. Giants	27	120	13	48.1	10	23	85.2
32)	N.Y. Jets	18	62	5	27.8	9	14	77.8

NFL / OPPONENTS/DEFENSE INSIDE THE 20

Rank	Team	Poss	Pts	TD	TD%	FG	Score	Score%
1)	Chicago	34	151	15	44.1	16	31	91.2
2)	Denver	34	157	17	50.0	14	31	91.2
3)	Arizona	31	138	16	51.6	9	25	80.6
4)	Minnesota	32	148	17	53.1	10	27	84.4
5)	N.Y. Giants	37	170	20	54.1	12	32	86.5
6)	N.Y. Jets	35	154	19	54.3	7	26	74.3
7)	Washington	25	124	14	56.0	9	23	92.0
8)	L.A. Chargers	30	149	17	56.7	11	28	93.3
9)	L.A. Rams	26	125	15	57.7	7	22	84.6
10t)	Jacksonville	36	178	21	58.3	11	32	88.9
10t)	Pittsburgh	24	113	14	58.3	5	19	79.2
12)	Carolina	41	211	24	58.5	15	39	95.1
13)	Cleveland	37	188	22	59.5	11	33	89.2
14)	Houston	38	186	23	60.5	9	32	84.2
15)	New England	28	145	17	60.7	9	26	92.9
16)	San Francisco	26	139	16	61.5	9	25	96.2
17)	Buffalo	40	209	25	62.5	11	36	90.0
18)	Las Vegas	36	187	23	63.9	10	33	91.7
19)	Indianapolis	25	126	16	64.0	4	20	80.0
20)	Tampa Bay	32	166	21	65.6	7	28	87.5
21)	Dallas	33	177	22	66.7	8	30	90.9
22)	Seattle	37	190	25	67.6	7	32	86.5
23)	Green Bay	28	158	19	67.9	8	27	96.4
24)	Philadelphia	29	150	20	69.0	4	24	82.8
25)	Miami	28	148	20	71.4	3	23	82.1
26)	Detroit	36	193	26	72.2	4	30	83.3
27)	Cincinnati	34	193	25	73.5	7	32	94.1
28)	Tennessee	35	195	26	74.3	6	32	91.4
29t)	Kansas City	24	132	18	75.0	3	21	87.5
29t)	New Orleans	28	158	21	75.0	4	25	89.3
31)	Atlanta	29	161	22	75.9	3	25	86.2
32)	Baltimore	21	120	16	76.2	3	19	90.5

WEEK 10 / THROUGH MONDAY, NOVEMBER 16, 2020

AFC / OFFENSE/TEAMS: FIRST DOWNS, THIRD DOWNS, FOURTH DOWNS

Rank	Team	FIRST DOWNS				THIRD DOWNS			FOURTH DOWNS		
		Total	Rush	Pass	Pen	Made	Att	Pct	Made	Att	Pct
1)	Buffalo	238	76	140	22	60	120	50.0	3	3	100.0
2)	Kansas City	213	58	138	17	56	112	50.0	5	10	50.0
3)	New England	210	91	100	19	44	102	43.1	7	10	70.0
4t)	Cincinnati	209	54	140	15	48	126	38.1	14	16	87.5
4t)	L.A. Chargers	209	70	122	17	58	129	45.0	6	12	50.0
6)	Tennessee	206	71	113	22	48	107	44.9	4	6	66.7
7)	Indianapolis	200	63	118	19	42	112	37.5	11	18	61.1
8)	Las Vegas	199	78	103	18	58	115	50.4	8	10	80.0
9)	Pittsburgh	190	51	118	21	61	130	46.9	6	9	66.7
10)	Cleveland	186	77	94	15	43	103	41.7	5	13	38.5
11t)	Jacksonville	185	49	118	18	51	115	44.3	4	16	25.0
11t)	Miami	185	57	108	20	40	104	38.5	3	4	75.0
13)	Baltimore	177	75	93	9	51	117	43.6	7	12	58.3
14)	Houston	176	48	117	11	46	110	41.8	6	10	60.0
15)	Denver	175	46	103	26	47	122	38.5	1	9	11.1
16)	N.Y. Jets	147	52	76	19	36	116	31.0	4	13	30.8
Totals		3105	1016	1801	288	789	1840	42.9	94	171	55.0

AFC / DEFENSE/OPPONENTS: FIRST DOWNS, THIRD DOWNS, FOURTH DOWNS

Rank	Team	FIRST DOWNS				THIRD DOWNS			FOURTH DOWNS		
		Total	Rush	Pass	Pen	Made	Att	Pct	Made	Att	Pct
1)	Pittsburgh	163	48	100	15	50	126	39.7	4	14	28.6
2)	Indianapolis	168	49	99	20	47	116	40.5	4	7	57.1
3)	L.A. Chargers	172	52	110	10	47	119	39.5	2	5	40.0
4t)	Denver	183	58	111	14	48	126	38.1	4	9	44.4
4t)	New England	183	73	97	13	40	95	42.1	1	3	33.3
6)	Baltimore	186	49	115	22	36	107	33.6	8	20	40.0
7)	Kansas City	195	76	100	19	44	112	39.3	11	16	68.8
8)	Las Vegas	204	61	126	17	54	114	47.4	9	11	81.8
9)	Cincinnati	206	67	120	19	53	113	46.9	3	7	42.9
10)	Miami	208	76	115	17	37	109	33.9	7	17	41.2
11)	Buffalo	232	93	122	17	53	114	46.5	6	11	54.5
12)	Cleveland	211	70	130	11	55	113	48.7	13	15	86.7
13)	Jacksonville	214	72	115	27	47	111	42.3	6	9	66.7
14t)	Houston	217	84	119	14	58	121	47.9	7	11	63.6
14t)	N.Y. Jets	217	60	132	25	47	108	43.5	5	8	62.5
14t)	Tennessee	217	64	138	15	66	124	53.2	11	16	68.8
Totals		3176	1052	1849	275	782	1828	42.8	101	179	56.4

WEEK 10 / THROUGH MONDAY, NOVEMBER 16, 2020

NFC / OFFENSE/TEAMS: FIRST DOWNS, THIRD DOWNS, FOURTH DOWNS

Rank	Team	FIRST DOWNS				THIRD DOWNS			FOURTH DOWNS		
		Total	Rush	Pass	Pen	Made	Att	Pct	Made	Att	Pct
1)	Arizona	233	90	121	22	48	112	42.9	9	11	81.8
2)	Dallas	226	69	140	17	49	120	40.8	9	18	50.0
3)	Atlanta	218	58	142	18	53	122	43.4	9	16	56.3
4)	Seattle	213	63	135	15	39	100	39.0	7	9	77.8
5)	L.A. Rams	212	84	118	10	57	124	46.0	4	8	50.0
6)	New Orleans	210	74	123	13	57	119	47.9	5	8	62.5
7)	Detroit	201	54	124	23	46	112	41.1	6	9	66.7
8)	Tampa Bay	222	53	141	28	54	126	42.9	6	10	60.0
9)	Green Bay	199	53	126	20	53	110	48.2	8	14	57.1
10)	San Francisco	220	61	136	23	50	118	42.4	3	10	30.0
11)	Philadelphia	195	65	105	25	46	116	39.7	5	17	29.4
12)	Carolina	216	61	129	26	48	116	41.4	9	16	56.3
13)	Minnesota	194	77	100	17	39	94	41.5	5	10	50.0
14)	Washington	188	53	116	19	47	120	39.2	9	13	69.2
15)	N.Y. Giants	195	59	115	21	51	125	40.8	9	13	69.2
16)	Chicago	188	43	127	18	42	135	31.1	9	18	50.0
	Totals	3330	1017	1998	315	779	1869	41.7	112	200	56.0

NFC / DEFENSE/OPPONENTS: FIRST DOWNS, THIRD DOWNS, FOURTH DOWNS

Rank	Team	FIRST DOWNS				THIRD DOWNS			FOURTH DOWNS		
		Total	Rush	Pass	Pen	Made	Att	Pct	Made	Att	Pct
1)	Tampa Bay	184	49	120	15	49	124	39.5	7	14	50.0
2)	L.A. Rams	167	56	100	11	40	113	35.4	5	13	38.5
3)	Washington	169	59	95	15	48	119	40.3	5	10	50.0
4)	San Francisco	198	65	107	26	46	120	38.3	6	10	60.0
5)	New Orleans	182	38	113	31	54	121	44.6	9	16	56.3
6)	Green Bay	183	66	99	18	39	98	39.8	4	11	36.4
7)	Chicago	205	61	114	30	48	144	33.3	8	12	66.7
8)	Philadelphia	199	59	120	20	49	125	39.2	5	10	50.0
9)	N.Y. Giants	224	64	143	17	54	122	44.3	8	11	72.7
10)	Dallas	202	74	105	23	58	120	48.3	5	11	45.5
11)	Minnesota	204	63	126	15	37	105	35.2	12	18	66.7
12)	Atlanta	206	47	139	20	41	106	38.7	5	15	33.3
13)	Arizona	216	68	124	24	42	108	38.9	7	11	63.6
14)	Carolina	241	74	142	25	68	123	55.3	2	2	100.0
15)	Detroit	233	74	137	22	54	113	47.8	8	13	61.5
16)	Seattle	246	64	166	16	59	120	49.2	9	15	60.0
	Totals	3259	981	1950	328	786	1881	41.8	105	192	54.7

WEEK 10 / THROUGH MONDAY, NOVEMBER 16, 2020

NFL / OFFENSE/TEAMS: FIRST DOWNS, THIRD DOWNS, FOURTH DOWNS

Rank	Team	FIRST DOWNS				THIRD DOWNS			FOURTH DOWNS		
		Total	Rush	Pass	Pen	Made	Att	Pct	Made	Att	Pct
1)	Arizona	233	90	121	22	48	112	42.9	9	11	81.8
2)	Dallas	226	69	140	17	49	120	40.8	9	18	50.0
3)	Atlanta	218	58	142	18	53	122	43.4	9	16	56.3
4)	Buffalo	238	76	140	22	60	120	50.0	3	3	100.0
5t)	Kansas City	213	58	138	17	56	112	50.0	5	10	50.0
5t)	Seattle	213	63	135	15	39	100	39.0	7	9	77.8
7)	L.A. Rams	212	84	118	10	57	124	46.0	4	8	50.0
8t)	New England	210	91	100	19	44	102	43.1	7	10	70.0
8t)	New Orleans	210	74	123	13	57	119	47.9	5	8	62.5
10t)	Cincinnati	209	54	140	15	48	126	38.1	14	16	87.5
10t)	L.A. Chargers	209	70	122	17	58	129	45.0	6	12	50.0
12)	Tennessee	206	71	113	22	48	107	44.9	4	6	66.7
13)	Detroit	201	54	124	23	46	112	41.1	6	9	66.7
14)	Indianapolis	200	63	118	19	42	112	37.5	11	18	61.1
15)	Tampa Bay	222	53	141	28	54	126	42.9	6	10	60.0
16t)	Las Vegas	199	78	103	18	58	115	50.4	8	10	80.0
16t)	Green Bay	199	53	126	20	53	110	48.2	8	14	57.1
18)	San Francisco	220	61	136	23	50	118	42.4	3	10	30.0
19)	Philadelphia	195	65	105	25	46	116	39.7	5	17	29.4
20)	Carolina	216	61	129	26	48	116	41.4	9	16	56.3
21)	Minnesota	194	77	100	17	39	94	41.5	5	10	50.0
22)	Pittsburgh	190	51	118	21	61	130	46.9	6	9	66.7
23)	Washington	188	53	116	19	47	120	39.2	9	13	69.2
24)	Cleveland	186	77	94	15	43	103	41.7	5	13	38.5
25t)	Jacksonville	185	49	118	18	51	115	44.3	4	16	25.0
25t)	Miami	185	57	108	20	40	104	38.5	3	4	75.0
27)	Baltimore	177	75	93	9	51	117	43.6	7	12	58.3
28)	Houston	176	48	117	11	46	110	41.8	6	10	60.0
29)	N.Y. Giants	195	59	115	21	51	125	40.8	9	13	69.2
30)	Denver	175	46	103	26	47	122	38.5	1	9	11.1
31)	Chicago	188	43	127	18	42	135	31.1	9	18	50.0
32)	N.Y. Jets	147	52	76	19	36	116	31.0	4	13	30.8
	Totals	6435	2033	3799	603	1568	3709	42.3	206	371	55.5

NFL / DEFENSE/OPPONENTS: FIRST DOWNS, THIRD DOWNS, FOURTH DOWNS

Rank	Team	FIRST DOWNS				THIRD DOWNS			FOURTH DOWNS		
		Total	Rush	Pass	Pen	Made	Att	Pct	Made	Att	Pct
1)	Pittsburgh	163	48	100	15	50	126	39.7	4	14	28.6
2)	Tampa Bay	184	49	120	15	49	124	39.5	7	14	50.0
3)	L.A. Rams	167	56	100	11	40	113	35.4	5	13	38.5
4)	Indianapolis	168	49	99	20	47	116	40.5	4	7	57.1
5)	Washington	169	59	95	15	48	119	40.3	5	10	50.0
6)	L.A. Chargers	172	52	110	10	47	119	39.5	2	5	40.0
7)	San Francisco	198	65	107	26	46	120	38.3	6	10	60.0
8)	New Orleans	182	38	113	31	54	121	44.6	9	16	56.3
9t)	Denver	183	58	111	14	48	126	38.1	4	9	44.4
9t)	New England	183	73	97	13	40	95	42.1	1	3	33.3
9t)	Green Bay	183	66	99	18	39	98	39.8	4	11	36.4
12)	Chicago	205	61	114	30	48	144	33.3	8	12	66.7
13)	Baltimore	186	49	115	22	36	107	33.6	8	20	40.0
14)	Kansas City	195	76	100	19	44	112	39.3	11	16	68.8
15)	Philadelphia	199	59	120	20	49	125	39.2	5	10	50.0
16)	N.Y. Giants	224	64	143	17	54	122	44.3	8	11	72.7
17)	Dallas	202	74	105	23	58	120	48.3	5	11	45.5
18t)	Las Vegas	204	61	126	17	54	114	47.4	9	11	81.8
18t)	Minnesota	204	63	126	15	37	105	35.2	12	18	66.7
20t)	Cincinnati	206	67	120	19	53	113	46.9	3	7	42.9
20t)	Atlanta	206	47	139	20	41	106	38.7	5	15	33.3
22)	Miami	208	76	115	17	37	109	33.9	7	17	41.2
23)	Buffalo	232	93	122	17	53	114	46.5	6	11	54.5
24)	Cleveland	211	70	130	11	55	113	48.7	13	15	86.7
25)	Jacksonville	214	72	115	27	47	111	42.3	6	9	66.7
26)	Arizona	216	68	124	24	42	108	38.9	7	11	63.6
27)	Carolina	241	74	142	25	68	123	55.3	2	2	100.0
28t)	Houston	217	84	119	14	58	121	47.9	7	11	63.6
28t)	N.Y. Jets	217	60	132	25	47	108	43.5	5	8	62.5
28t)	Tennessee	217	64	138	15	66	124	53.2	11	16	68.8
31)	Detroit	233	74	137	22	54	113	47.8	8	13	61.5
32)	Seattle	246	64	166	16	59	120	49.2	9	15	60.0
	Totals	6435	2033	3799	603	1568	3709	42.3	206	371	55.5

WEEK 10 / THROUGH MONDAY, NOVEMBER 16, 2020

AFC / FIRST-DOWN PLAYS BY TEAMS

Rank	Team	Yds/Play	Plays	Yards
1)	Buffalo	6.34	303	1921
2)	Houston	6.30	237	1492
3)	Miami	6.12	251	1537
4)	Cleveland	5.90	251	1481
5)	Kansas City	5.88	262	1540
6)	Tennessee	5.87	263	1544
7)	Jacksonville	5.57	253	1410
8)	Indianapolis	5.51	260	1433
9)	New England	5.35	269	1439
10)	Las Vegas	5.21	260	1355
11)	Baltimore	5.03	247	1243
12)	N.Y. Jets	5.03	228	1146
13)	Pittsburgh	4.99	256	1277
14)	L.A. Chargers	4.92	281	1382
15)	Denver	4.71	259	1219
16)	Cincinnati	4.59	283	1298
	TOTAL	5.46	4163	22717

AFC / FIRST-DOWN PLAYS BY OPPONENTS

Rank	Team	Yds/Play	Plays	Yards
1)	Indianapolis	4.43	235	1042
2)	Pittsburgh	4.75	244	1158
3)	Denver	4.81	268	1289
4)	Baltimore	4.82	254	1224
5)	Kansas City	4.94	260	1285
6)	Las Vegas	5.00	259	1294
7)	Cleveland	5.01	270	1354
8)	Tennessee	5.44	271	1474
9)	L.A. Chargers	5.53	249	1377
10)	Cincinnati	5.96	270	1609
11)	New England	6.19	245	1516
12)	N.Y. Jets	6.20	278	1724
13)	Houston	6.22	277	1724
14)	Buffalo	6.23	296	1844
15)	Jacksonville	6.96	271	1887
16)	Miami	6.97	276	1923
	TOTAL	5.62	4223	23724

WEEK 10 / THROUGH MONDAY, NOVEMBER 16, 2020

NFC / FIRST-DOWN PLAYS BY TEAMS

Rank	Team	Yds/Play	Plays	Yards
1)	Minnesota	6.95	255	1773
2)	Seattle	6.60	273	1802
3)	Arizona	6.52	295	1923
4)	L.A. Rams	6.41	282	1808
5)	Atlanta	6.07	288	1749
6)	New Orleans	5.94	273	1622
7)	Green Bay	5.93	255	1513
8)	Detroit	5.84	261	1523
9)	Carolina	5.63	275	1548
10)	San Francisco	5.50	288	1584
11)	N.Y. Giants	5.38	273	1469
12)	Tampa Bay	5.32	290	1543
13)	Dallas	5.29	301	1593
14)	Chicago	5.10	275	1403
15)	Washington	5.05	260	1312
16)	Philadelphia	4.92	267	1314
	TOTAL	5.78	4411	25479

NFC / FIRST-DOWN PLAYS BY OPPONENTS

Rank	Team	Yds/Play	Plays	Yards
1)	Tampa Bay	4.82	271	1307
2)	New Orleans	5.07	238	1206
3)	San Francisco	5.18	273	1415
4)	N.Y. Giants	5.24	290	1520
5)	Chicago	5.29	292	1546
6)	Philadelphia	5.50	274	1508
7)	Carolina	5.54	298	1650
8)	Dallas	5.56	268	1490
9)	L.A. Rams	5.57	247	1376
10)	Arizona	5.64	285	1607
11)	Washington	5.72	242	1384
12)	Minnesota	5.76	267	1537
13)	Atlanta	6.07	266	1615
14)	Seattle	6.09	314	1912
15)	Green Bay	6.36	239	1519
16)	Detroit	6.55	287	1880
	TOTAL	5.62	4351	24472

WEEK 10 / THROUGH MONDAY, NOVEMBER 16, 2020

NFL / FIRST-DOWN PLAYS BY TEAMS

Rank	Team	Yds/Play	Plays	Yards
1)	Minnesota	6.95	255	1773
2)	Seattle	6.60	273	1802
3)	Arizona	6.52	295	1923
4)	L.A. Rams	6.41	282	1808
5)	Buffalo	6.34	303	1921
6)	Houston	6.30	237	1492
7)	Miami	6.12	251	1537
8)	Atlanta	6.07	288	1749
9)	New Orleans	5.94	273	1622
10)	Green Bay	5.93	255	1513
11)	Cleveland	5.90	251	1481
12)	Kansas City	5.88	262	1540
13)	Tennessee	5.87	263	1544
14)	Detroit	5.84	261	1523
15)	Carolina	5.63	275	1548
16)	Jacksonville	5.57	253	1410
17)	Indianapolis	5.51	260	1433
18)	San Francisco	5.50	288	1584
19)	N.Y. Giants	5.38	273	1469
20)	New England	5.35	269	1439
21)	Tampa Bay	5.32	290	1543
22)	Dallas	5.29	301	1593
23)	Las Vegas	5.21	260	1355
24)	Chicago	5.10	275	1403
25)	Washington	5.05	260	1312
26)	Baltimore	5.03	247	1243
27)	N.Y. Jets	5.03	228	1146
28)	Pittsburgh	4.99	256	1277
29)	Philadelphia	4.92	267	1314
30)	L.A. Chargers	4.92	281	1382
31)	Denver	4.71	259	1219
32)	Cincinnati	4.59	283	1298
	TOTAL	5.62	8574	48196

NFL / FIRST-DOWN PLAYS BY OPPONENTS

Rank	Team	Yds/Play	Plays	Yards
1)	Indianapolis	4.43	235	1042
2)	Pittsburgh	4.75	244	1158
3)	Denver	4.81	268	1289
4)	Baltimore	4.82	254	1224
5)	Tampa Bay	4.82	271	1307
6)	Kansas City	4.94	260	1285
7)	Las Vegas	5.00	259	1294
8)	Cleveland	5.01	270	1354
9)	New Orleans	5.07	238	1206
10)	San Francisco	5.18	273	1415
11)	N.Y. Giants	5.24	290	1520
12)	Chicago	5.29	292	1546
13)	Tennessee	5.44	271	1474
14)	Philadelphia	5.50	274	1508
15)	L.A. Chargers	5.53	249	1377
16)	Carolina	5.54	298	1650
17)	Dallas	5.56	268	1490
18)	L.A. Rams	5.57	247	1376
19)	Arizona	5.64	285	1607
20)	Washington	5.72	242	1384
21)	Minnesota	5.76	267	1537
22)	Cincinnati	5.96	270	1609
23)	Atlanta	6.07	266	1615
24)	Seattle	6.09	314	1912
25)	New England	6.19	245	1516
26)	N.Y. Jets	6.20	278	1724
27)	Houston	6.22	277	1724
28)	Buffalo	6.23	296	1844
29)	Green Bay	6.36	239	1519
30)	Detroit	6.55	287	1880
31)	Jacksonville	6.96	271	1887
32)	Miami	6.97	276	1923
	TOTAL	5.62	8574	48196

WEEK 10 / THROUGH MONDAY, NOVEMBER 16, 2020

AFC / KICKOFFS (Receiving Team)

Rank	Team	TotKO	AdjKO	TB	TB%	EZ	EZ%	OB	I20	Avg.Start
1)	Baltimore	35	33	21	63.6	25	71.4	0	2	28.3
2)	Indianapolis	42	40	15	37.5	31	73.8	0	1	27.7
3)	Cincinnati	55	54	33	61.1	40	72.7	1	5	26.2
4)	Buffalo	57	48	29	60.4	43	75.4	0	5	26.0
5)	Kansas City	43	39	28	71.8	34	79.1	0	3	25.8
6)	Cleveland	51	50	31	62.0	36	70.6	0	4	25.3
7)	Pittsburgh	39	38	22	57.9	31	79.5	0	4	25.2
8)	Las Vegas	52	50	35	70.0	40	76.9	0	5	24.9
9)	Miami	38	36	28	77.8	31	81.6	0	2	24.6
10)	New England	49	48	27	56.3	41	83.7	0	6	24.4
11)	Houston	49	47	34	72.3	40	81.6	0	4	24.3
12)	Jacksonville	58	55	39	70.9	46	79.3	0	6	24.2
13)	Tennessee	48	47	27	57.4	32	66.7	0	6	24.1
14)	L.A. Chargers	52	52	31	59.6	41	78.8	1	10	23.8
15)	Denver	58	58	42	72.4	51	87.9	0	7	23.6
16)	N.Y. Jets	56	55	33	60.0	42	75.0	1	11	23.5
	Totals	782	750	475	63.3	604	80.5	3	81	25.0

AFC / KICKOFFS (Kicking Team)

Rank	Team	TotKO	AdjKO	TB	TB%	EZ	EZ%	OB	I20	Avg.Start
1)	Buffalo	58	58	40	69.0	44	75.9	0	7	23.7
2)	Miami	54	51	37	72.5	43	79.6	1	7	23.8
3)	New England	44	43	27	62.8	34	77.3	0	5	24.0
4)	Indianapolis	54	53	28	52.8	39	72.2	0	9	24.0
5)	Pittsburgh	55	55	31	56.4	43	78.2	1	9	24.1
6)	Houston	45	43	24	55.8	27	60.0	0	4	24.4
7)	Baltimore	52	52	40	76.9	45	86.5	0	3	24.4
8)	Tennessee	50	48	28	58.3	34	68.0	0	5	24.4
9)	Las Vegas	55	53	33	62.3	44	80.0	0	5	24.9
10)	Jacksonville	44	41	24	58.5	29	65.9	1	4	24.9
11)	Cincinnati	49	48	37	77.1	41	83.7	1	2	25.4
12)	N.Y. Jets	35	34	17	50.0	25	71.4	0	4	25.4
13)	L.A. Chargers	50	47	34	72.3	44	88.0	0	2	26.1
14)	Kansas City	57	57	40	70.2	47	82.5	1	4	26.3
15)	Denver	47	43	31	72.1	38	80.9	0	3	27.2
16)	Cleveland	45	45	22	48.9	32	71.1	1	3	28.3
	Totals	794	771	493	63.9	609	79.0	6	76	25.0

Note: Average team drive start DOES NOT include onside kicks or kickoffs at the end of a half unless either kickoff is returned for a touchdown. All other kickoffs (returned kickoffs, fair catches, touchback and kickoffs out of bounds) are included. Kickoffs resulting in the kicking team retaining possession are not included.

ADJ KO: Adjusted kickoffs are used to compute the Avg. Team Drive Start.

I20: The number of drives that start inside (not including) the 20 yd line.

WEEK 10 / THROUGH MONDAY, NOVEMBER 16, 2020

NFC / KICKOFFS (Receiving Team)

Rank	Team	TotKO	AdjKO	TB	TB%	EZ	EZ%	OB	I20	Avg.Start
1)	Chicago	54	53	22	41.5	42	77.8	1	8	26.9
2)	New Orleans	48	47	26	55.3	37	77.1	1	3	26.3
3)	Carolina	61	57	37	64.9	50	82.0	1	6	26.0
4)	Green Bay	47	43	30	69.8	31	66.0	1	1	25.9
5)	Tampa Bay	51	48	33	68.8	40	78.4	0	2	25.5
6)	Dallas	57	56	35	62.5	46	80.7	0	5	25.5
7)	L.A. Rams	37	36	21	58.3	26	70.3	1	2	25.4
8)	N.Y. Giants	55	53	34	64.2	44	80.0	1	4	25.3
9)	Seattle	57	53	35	66.0	43	75.4	0	5	25.1
10)	Minnesota	57	57	33	57.9	40	70.2	0	3	24.8
11)	San Francisco	53	52	34	65.4	40	75.5	0	4	24.7
12)	Arizona	46	46	33	71.7	39	84.8	0	3	24.6
13)	Detroit	52	51	37	72.5	48	92.3	0	3	24.4
14)	Washington	50	50	29	58.0	35	70.0	0	8	24.2
15)	Philadelphia	52	50	35	70.0	38	73.1	1	5	24.2
16)	Atlanta	50	45	30	66.7	38	76.0	0	6	23.9
	Totals	827	797	504	63.2	637	79.9	7	68	25.2

NFC / KICKOFFS (Kicking Team)

Rank	Team	TotKO	AdjKO	TB	TB%	EZ	EZ%	OB	I20	Avg.Start
1)	Arizona	53	50	29	58.0	42	79.2	1	13	22.1
2)	New Orleans	57	52	36	69.2	46	80.7	1	9	23.3
3)	Seattle	55	50	35	70.0	44	80.0	0	7	24.0
4)	Detroit	47	47	13	27.7	27	57.4	0	10	24.4
5)	Carolina	53	50	45	90.0	49	92.5	0	1	24.7
6)	N.Y. Giants	49	47	23	48.9	31	63.3	0	5	24.8
7)	Chicago	48	45	25	55.6	34	70.8	0	5	24.8
8)	Philadelphia	44	43	29	67.4	35	79.5	0	2	25.0
9)	Atlanta	55	52	24	46.2	43	78.2	1	5	25.2
10)	Green Bay	55	54	34	63.0	45	81.8	0	3	25.2
11)	Dallas	49	47	31	66.0	37	75.5	0	0	25.8
12)	Washington	40	38	32	84.2	34	85.0	0	2	26.1
13)	San Francisco	52	48	24	50.0	37	71.2	0	4	26.2
14)	L.A. Rams	46	46	26	56.5	36	78.3	0	4	26.3
15)	Tampa Bay	64	63	52	82.5	60	93.8	1	1	27.0
16)	Minnesota	48	44	28	63.6	32	66.7	0	2	27.7
	Totals	815	776	486	62.6	632	81.4	4	73	25.1

Note: Average team drive start DOES NOT include inside kicks or kickoffs at the end of a half unless either kickoff is returned for a touchdown. All other kickoffs (returned kickoffs, fair catches, touchback and kickoffs out of bounds) are included. Kickoffs resulting in the kicking team retaining possession are not included.

ADJ KO: Adjusted kickoffs are used to compute the Avg. Team Drive Start.

I20: The number of drives that start inside (not including) the 20 yd line.

WEEK 10 / THROUGH MONDAY, NOVEMBER 16, 2020

NFL / KICKOFFS (Receiving Team)

Rank	Team	TotKO	AdjKO	TB	TB%	EZ	EZ%	OB	I20	Avg.Start
1)	Baltimore	35	33	21	63.6	25	71.4	0	2	28.3
2)	Indianapolis	42	40	15	37.5	31	73.8	0	1	27.7
3)	Chicago	54	53	22	41.5	42	77.8	1	8	26.9
4)	New Orleans	48	47	26	55.3	37	77.1	1	3	26.3
5)	Cincinnati	55	54	33	61.1	40	72.7	1	5	26.2
6)	Buffalo	57	48	29	60.4	43	75.4	0	5	26.0
7)	Carolina	61	57	37	64.9	50	82.0	1	6	26.0
8)	Green Bay	47	43	30	69.8	31	66.0	1	1	25.9
9)	Kansas City	43	39	28	71.8	34	79.1	0	3	25.8
10)	Tampa Bay	51	48	33	68.8	40	78.4	0	2	25.5
11)	Dallas	57	56	35	62.5	46	80.7	0	5	25.5
12)	L.A. Rams	37	36	21	58.3	26	70.3	1	2	25.4
13)	N.Y. Giants	55	53	34	64.2	44	80.0	1	4	25.3
14)	Cleveland	51	50	31	62.0	36	70.6	0	4	25.3
15)	Pittsburgh	39	38	22	57.9	31	79.5	0	4	25.2
16)	Seattle	57	53	35	66.0	43	75.4	0	5	25.1
17)	Las Vegas	52	50	35	70.0	40	76.9	0	5	24.9
18)	Minnesota	57	57	33	57.9	40	70.2	0	3	24.8
19)	San Francisco	53	52	34	65.4	40	75.5	0	4	24.7
20)	Arizona	46	46	33	71.7	39	84.8	0	3	24.6
21)	Miami	38	36	28	77.8	31	81.6	0	2	24.6
22)	Detroit	52	51	37	72.5	48	92.3	0	3	24.4
23)	New England	49	48	27	56.3	41	83.7	0	6	24.4
24)	Houston	49	47	34	72.3	40	81.6	0	4	24.3
25)	Washington	50	50	29	58.0	35	70.0	0	8	24.2
26)	Jacksonville	58	55	39	70.9	46	79.3	0	6	24.2
27)	Philadelphia	52	50	35	70.0	38	73.1	1	5	24.2
28)	Tennessee	48	47	27	57.4	32	66.7	0	6	24.1
29)	Atlanta	50	45	30	66.7	38	76.0	0	6	23.9
30)	L.A. Chargers	52	52	31	59.6	41	78.8	1	10	23.8
31)	Denver	58	58	42	72.4	51	87.9	0	7	23.6
32)	N.Y. Jets	56	55	33	60.0	42	75.0	1	11	23.5
	Totals	1609	1547	979	63.31241	80.2	10	149	25.1	

Note: Average opponent drive start DOES NOT include onside kicks or kickoffs at the end of a half unless either kickoff is returned for a touchdown. All other kickoffs (returned kickoffs, fair catches, touchback and kickoffs out of bounds) are included. Kickoffs resulting in the kicking team retaining possession are not included.

ADJ KO: Adjusted kickoffs are used to compute the Avg. Team Drive Start.

I20: The number of drives that start inside (not including) the 20 yd line.

WEEK 10 / THROUGH MONDAY, NOVEMBER 16, 2020

NFL / KICKOFFS (Kicking Team)

Rank	Team	TotKO	AdjKO	TB	TB%	EZ	EZ%	OB	I20	Avg.Start
1)	Arizona	53	50	29	58.0	42	79.2	1	13	22.1
2)	New Orleans	57	52	36	69.2	46	80.7	1	9	23.3
3)	Buffalo	58	58	40	69.0	44	75.9	0	7	23.7
4)	Miami	54	51	37	72.5	43	79.6	1	7	23.8
5)	New England	44	43	27	62.8	34	77.3	0	5	24.0
5t)	Seattle	55	50	35	70.0	44	80.0	0	7	24.0
7)	Indianapolis	54	53	28	52.8	39	72.2	0	9	24.0
8)	Pittsburgh	55	55	31	56.4	43	78.2	1	9	24.1
9)	Houston	45	43	24	55.8	27	60.0	0	4	24.4
10)	Detroit	47	47	13	27.7	27	57.4	0	10	24.4
11)	Baltimore	52	52	40	76.9	45	86.5	0	3	24.4
12)	Tennessee	50	48	28	58.3	34	68.0	0	5	24.4
13)	Carolina	53	50	45	90.0	49	92.5	0	1	24.7
14)	N.Y. Giants	49	47	23	48.9	31	63.3	0	5	24.8
15)	Chicago	48	45	25	55.6	34	70.8	0	5	24.8
16)	Las Vegas	55	53	33	62.3	44	80.0	0	5	24.9
17)	Jacksonville	44	41	24	58.5	29	65.9	1	4	24.9
18)	Philadelphia	44	43	29	67.4	35	79.5	0	2	25.0
19)	Atlanta	55	52	24	46.2	43	78.2	1	5	25.2
20)	Green Bay	55	54	34	63.0	45	81.8	0	3	25.2
21)	Cincinnati	49	48	37	77.1	41	83.7	1	2	25.4
22)	N.Y. Jets	35	34	17	50.0	25	71.4	0	4	25.4
23)	Dallas	49	47	31	66.0	37	75.5	0	0	25.8
24)	L.A. Chargers	50	47	34	72.3	44	88.0	0	2	26.1
25)	Washington	40	38	32	84.2	34	85.0	0	2	26.1
26)	San Francisco	52	48	24	50.0	37	71.2	0	4	26.2
27)	L.A. Rams	46	46	26	56.5	36	78.3	0	4	26.3
28)	Kansas City	57	57	40	70.2	47	82.5	1	4	26.3
29)	Tampa Bay	64	63	52	82.5	60	93.8	1	1	27.0
30)	Denver	47	43	31	72.1	38	80.9	0	3	27.2
31)	Minnesota	48	44	28	63.6	32	66.7	0	2	27.7
32)	Cleveland	45	45	22	48.9	32	71.1	1	3	28.3
	Totals	1609	1547	979	63.31241	80.2	10	149	25.1	

Note: Average team drive start DOES NOT include onside kicks or kickoffs at the end of a half unless either kickoff is returned for a touchdown. All other kickoffs (returned kickoffs, fair catches, touchback and kickoffs out of bounds) are included. Kickoffs resulting in the kicking team retaining possession are not included.

ADJ KO: Adjusted kickoffs are used to compute the Avg. Team Drive Start.

I20: The number of drives that start inside (not including) the 20 yd line.

WEEK 10 / THROUGH MONDAY, NOVEMBER 16, 2020**AFC / SINGLE-GAME HIGHS / PLAYERS**

Most Points-- 24, Claypool, Pitt. vs. Phil., 10/11, (4 td, 0 fg, 0 xp, 0 2pt)
Passing Yards-- 416, Mahomes, K.C. vs. NY-J, 11/1, (31-42, 416, 5 td, 0 int)
Longest Pass-- 84, Roethlisberger, Pitt. vs. Denv., 9/20, (to Claypool, Chase, td)
Passing Touchdowns-- 5, Mayfield, Clev. at Cin., 10/25, (22-28, 297, 5 td, 1 int)
Passing Touchdowns-- 5, Mahomes, K.C. vs. NY-J, 11/1, (31-42, 416, 5 td, 0 int)
Rushing Yards-- 212, Henry, Tenn. vs. Hou., 10/18 (OT), (22-212, 2 td)
Rushing Yards-- 161, Edwards-Helaira, K.C. at Buff., 10/19, (26-161, 0 td)
Rushing Attempts-- 31, Henry, Tenn. at Denv., 9/14, (31-116, 0 td)
Rushing Attempts-- 31, Jacobs, L.V. at Clev., 11/1, (31-129, 0 td)
Longest Rush-- 94, Henry, Tenn. vs. Hou., 10/18 (OT), td
Longest Rush-- 59, Conner, Pitt. vs. Denv., 9/20
Longest Rush-- 59, Chubb, Clev. vs. Hou., 11/15
Receptions-- 13, Allen, LA-C vs. Car., 9/27, (13-132, 1 td)
Receiving Yards-- 179, Edelman, N.E. at Sea., 9/20, (8-179, 0 td)
Kickoff Return Yards-- 212, Rodgers, Ind. at Clev., 10/11, (5-212, 1 td)
Kickoff Returns-- 6, Roberts, Buff. at Tenn., 10/13, (6-138, 0 td)
Kickoff Returns-- 6, Olszewski, N.E. vs. S.F., 10/25, (6-155, 0 td)
Longest Kickoff Return-- 102, Pringle, K.C. at Denv., 10/25, td
Punt Return Yards-- 113, Cole, Jax at G.B., 11/15, (3-113, 0 fc, 1 td)
Punt Returns-- 6, Grant, Miami vs. NY-J, 10/18, (6-83, 1 fc, 0 td)
Longest Punt Return-- 91, Cole, Jax at G.B., 11/15, td
Interceptions-- 2, (5 times in Non-Overtime Games)
Longest Interception Return-- 78, M. Davis, LA-C at T.B., 10/4, td
Sacks-- 3.0, Campbell, Balt. at Phil., 10/18
Scrimmage Yards-- 264, Henry, Tenn. vs. Hou., 10/18 (OT), (Rush 22-212, Rec 2-52)
Scrimmage Yards-- 181, Mixon, Cin. vs. Jax , 10/4, (Rush 25-151, Rec 6-30)
Longest Punt-- 72, Bojorquez, Buff. vs. LA-R, 9/27
Punts-- 10, Mann, NY-J at Miami, 10/18, (10-462, 46.2)
Field Goals Made-- 6, (3 times in Non-Overtime Games)
Longest Field Goal-- 59, Lambo, Jax vs. Hou., 11/8
Longest Field Goal-- 59, Boswell, Pitt. at Dal., 11/8

NFC / SINGLE-GAME HIGHS / PLAYERS

Most Points-- 24, Cook, Minn. at G.B., 11/1, (4 td, 0 fg, 0 xp, 0 2pt)
Passing Yards-- 502, Prescott, Dal. vs. Clev., 10/4, (41-58, 502, 4 td, 1 int)
Longest Pass-- 80, K. Murray, Ariz. at Dal., 10/19, (to Kirk, Christian, td)
Passing Touchdowns-- 5, (3 times in Non-Overtime Games)
Rushing Yards-- 206, Cook, Minn. vs. Det., 11/8, (22-206, 2 td)
Rushing Attempts-- 30, Cook, Minn. at G.B., 11/1, (30-163, 3 td)
Rushing Attempts-- 30, Cook, Minn. at Chi., 11/16, (30-96, 0 td)
Longest Rush-- 98, Jones, T.B. at Car., 11/15, td
Receptions-- 15, Lockett, Sea. at Ariz., 10/25 (OT), (15-200, 3 td)
Receptions-- 15, Kittle, S.F. vs. Phil., 10/4, (15-183, 1 td)
Receiving Yards-- 200, Lockett, Sea. at Ariz., 10/25 (OT), (15-200, 3 td)
Receiving Yards-- 196, D. Adams, G.B. at Hou., 10/25, (13-196, 2 td)
Kickoff Return Yards-- 151, Cannon, Car. vs. T.B., 11/15, (3-151, 0 td)
Kickoff Returns-- 5, Pollard, Dal. vs. Atl., 9/20, (5-106, 0 td)
Kickoff Returns-- 5, D. Johnson, Wash. at Det., 11/15, (5-127, 0 td)
Longest Kickoff Return-- 104, Patterson, Chi. vs. Minn., 11/16, td
Punt Return Yards-- 73, Goodwin, Dal. vs. Pitt., 11/8, (0-73, 0 fc, 0 td)
Punt Returns-- 6, Callaway, N.O. vs. LA-C, 10/12 (OT), (6-69, 1 fc, 0 td)
Punt Returns-- 6, Dw. Harris, Chi. at Tenn., 11/8, (6-64, 0 fc, 0 td)
Longest Punt Return-- 73, Goodwin, Dal. vs. Pitt., 11/8, Wilson, Ced (0) lateral to Goodwin, C.J. (73)
Interceptions-- 2, (4 times in Non-Overtime Games)
Longest Interception Return-- 90, Baker, Ariz. vs. Sea., 10/25 (OT)
Longest Interception Return-- 66, Jackson, Car. at LA-C, 9/27
Sacks-- 4.0, Donald, LA-R at Wash., 10/11
Scrimmage Yards-- 252, Cook, Minn. vs. Det., 11/8, (Rush 22-206, Rec 2-46)
Longest Punt-- 71, Dixon, NY-G vs. Phil., 11/15
Punts-- 10, Way, Wash. vs. LA-R, 10/11, (10-511, 51.1)
Field Goals Made-- 5, Slye, Car. at LA-C, 9/27, (5-5, 31 lg)
Longest Field Goal-- 61, Myers, Sea. at LA-R, 11/15

WEEK 10 / THROUGH MONDAY, NOVEMBER 16, 2020

NFL / SINGLE-GAME HIGHS / PLAYERS

Most Points-- 24, Claypool, Pitt. vs. Phil., 10/11, (4 td, 0 fg, 0 xp, 0 2pt)
Most Points-- 24, Cook, Minn. at G.B., 11/1, (4 td, 0 fg, 0 xp, 0 2pt)
Passing Yards-- 502, Prescott, Dal. vs. Clev., 10/4, (41-58, 502, 4 td, 1 int)
Longest Pass-- 84, Roethlisberger, Pitt. vs. Denv., 9/20, (to Claypool, Chase, td)
Passing Touchdowns-- 5, (5 times in Non-Overtime Games)
Rushing Yards-- 212, Henry, Tenn. vs. Hou., 10/18 (OT), (22-212, 2 td)
Rushing Yards-- 206, Cook, Minn. vs. Det., 11/8, (22-206, 2 td)
Rushing Attempts-- 31, Henry, Tenn. at Denv., 9/14, (31-116, 0 td)
Rushing Attempts-- 31, Jacobs, L.V. at Clev., 11/1, (31-129, 0 td)
Longest Rush-- 98, Jones, T.B. at Car., 11/15, td
Receptions-- 15, Lockett, Sea. at Ariz., 10/25 (OT), (15-200, 3 td)
Receptions-- 15, Kittle, S.F. vs. Phil., 10/4, (15-183, 1 td)
Receiving Yards-- 200, Lockett, Sea. at Ariz., 10/25 (OT), (15-200, 3 td)
Receiving Yards-- 196, D. Adams, G.B. at Hou., 10/25, (13-196, 2 td)
Kickoff Return Yards-- 212, Rodgers, Ind. at Clev., 10/11, (5-212, 1 td)
Kickoff Returns-- 6, Roberts, Buff. at Tenn., 10/13, (6-138, 0 td)
Kickoff Returns-- 6, Olszewski, N.E. vs. S.F., 10/25, (6-155, 0 td)
Longest Kickoff Return-- 104, Patterson, Chi. vs. Minn., 11/16, td
Punt Return Yards-- 113, Cole, Jax at G.B., 11/15, (3-113, 0 fc, 1 td)
Punt Returns-- 6, Callaway, N.O. vs. LA-C, 10/12 (OT), (6-69, 1 fc, 0 td)
Punt Returns-- 6, Grant, Miami vs. NY-J, 10/18, (6-83, 1 fc, 0 td)
Punt Returns-- 6, Dw. Harris, Chi. at Tenn., 11/8, (6-64, 0 fc, 0 td)
Longest Punt Return-- 91, Cole, Jax at G.B., 11/15, td
Interceptions-- 2, (9 times in Non-Overtime Games)
Longest Interception Return-- 90, Baker, Ariz. vs. Sea., 10/25 (OT)
Longest Interception Return-- 78, M. Davis, LA-C at T.B., 10/4, td
Sacks-- 4.0, Donald, LA-R at Wash., 10/11
Scrimmage Yards-- 264, Henry, Tenn. vs. Hou., 10/18 (OT), (Rush 22-212, Rec 2-52)
Scrimmage Yards-- 252, Cook, Minn. vs. Det., 11/8, (Rush 22-206, Rec 2-46)
Longest Punt-- 72, Bojorquez, Buff. vs. LA-R, 9/27
Punts-- 10, Way, Wash. vs. LA-R, 10/11, (10-511, 51.1)
Punts-- 10, Mann, NY-J at Miami, 10/18, (10-462, 46.2)
Field Goals Made-- 6, (3 times in Non-Overtime Games)
Longest Field Goal-- 61, Myers, Sea. at LA-R, 11/15

WEEK 10 / THROUGH MONDAY, NOVEMBER 16, 2020

300-Yard Passing Games

502, Prescott, DAL vs. CLE 10/04 (41-58, 4 TD)
472, Prescott, DAL at SEA 09/27 (37-57, 3 TD)
450, Ryan, ATL vs. SEA 09/13 (37-54, 2 TD)
450, Prescott, DAL vs. ATL 09/20 (34-47, 1 TD)
416, Mahomes, KC vs. NYJ 11/01 (31-42, 5 TD)
415, J. Allen, BUF at MIA 09/20 (24-35, 4 TD)
415, J. Allen, BUF vs. SEA 11/08 (31-38, 3 TD)
406, Burrow, CIN vs. CLE 10/25 (35-47, 3 TD)
397, Newton, NE at SEA 09/20 (30-44, 1 TD)
390, Wilson, SEA at BUF 11/08 (28-41, 2 TD)
390, Smith, WAS at DET 11/15 (38-55, 0 TD)
388, Wilson, SEA at ARI 10/25 (ot) (33-50, 3 TD)
385, Mahomes, KC at BAL 09/28 (31-42, 4 TD)
380, K. Murray, ARI at NYJ 10/11 (27-37, 1 TD)
372, Mahomes, KC vs. CAR 11/08 (30-45, 4 TD)
371, Ryan, ATL at MIN 10/18 (30-40, 4 TD)
371, Rivers, IND vs. CIN 10/18 (29-44, 3 TD)
369, Brady, TB at LV 10/25 (33-45, 4 TD)
369, Brady, TB vs. LAC 10/04 (30-46, 5 TD)
367, Bridgewater, CAR at TB 09/20 (33-42, 0 TD)
366, Tannehill, TEN vs. HOU 10/18 (ot) (30-41, 4 TD)
364, Rodgers, GB at MIN 09/13 (32-44, 4 TD)
363, Rivers, IND at JAX 09/13 (36-46, 1 TD)
360, K. Murray, ARI vs. SEA 10/25 (ot) (34-48, 3 TD)
360, Wilson, SEA at MIA 10/04 (24-34, 2 TD)
359, Wentz, PHI vs. NYG 10/22 (25-43, 2 TD)
359, Watson, HOU vs. JAX 10/11 (25-35, 3 TD)
355, Goff, LAR at MIA 11/01 (35-61, 1 TD)
351, Minshew, JAX at CIN 10/04 (27-40, 2 TD)
350, Fitzpatrick, MIA at SF 10/11 (22-28, 3 TD)
347, Carr, LV at KC 10/11 (22-31, 3 TD)
347, Herbert, LAC vs. JAX 10/25 (27-43, 3 TD)
343, Cousins, MIN vs. ATL 10/18 (24-36, 3 TD)
343, Mullens, SF at NYG 09/27 (25-36, 1 TD)
341, Brady, TB at CAR 11/15 (28-39, 3 TD)
340, Mahomes, KC vs. LV 10/11 (22-43, 2 TD)
340, Stafford, DET at ATL 10/25 (25-36, 1 TD)
339, Minshew, JAX at TEN 09/20 (30-45, 3 TD)
338, Ryan, ATL vs. DET 10/25 (31-42, 1 TD)
336, Stafford, DET vs. IND 11/01 (24-42, 3 TD)
335, Foles, CHI at TEN 11/08 (36-52, 2 TD)
335, Watson, HOU at TEN 10/18 (ot) (28-37, 4 TD)
333, Roethlisberger, PIT vs. CIN 11/15 (27-46, 4 TD)
330, Herbert, LAC vs. CAR 09/27 (35-49, 1 TD)
328, Fitzpatrick, MIA vs. BUF 09/20 (31-47, 2 TD)
327, Rodgers, GB vs. ATL 10/05 (27-33, 4 TD)
326, Herbert, LAC vs. LV 11/08 (28-42, 2 TD)
325, Brees, NO vs. LAC 10/12 (ot) (33-47, 1 TD)
325, Smith, WAS vs. NYG 11/08 (24-32, 1 TD)
325, Rodgers, GB vs. JAX 11/15 (24-34, 2 TD)
322, Wilson, SEA at ATL 09/13 (31-35, 4 TD)
321, Tannehill, TEN at MIN 09/27 (23-37, 0 TD)
321, Goff, LAR at BUF 09/27 (23-32, 2 TD)
316, Burrow, CIN at CLE 09/17 (37-61, 3 TD)
315, Fitzpatrick, MIA vs. SEA 10/04 (29-45, 0 TD)
315, Wilson, SEA vs. DAL 09/27 (27-40, 5 TD)
314, Haskins, WAS vs. BAL 10/04 (32-45, 0 TD)
313, Lock, DEN at ATL 11/08 (25-48, 2 TD)
313, Bridgewater, CAR at ATL 10/11 (27-36, 2 TD)
313, Burrow, CIN at IND 10/18 (25-39, 0 TD)
312, J. Allen, BUF vs. NYJ 09/13 (33-46, 2 TD)
312, Brees, NO at LV 09/21 (26-38, 1 TD)
312, Burrow, CIN at PHI 09/27 (ot) (31-44, 2 TD)
311, Roethlisberger, PIT vs. DEN 09/20 (29-41, 2 TD)
311, Herbert, LAC vs. KC 09/20 (ot) (22-33, 1 TD)
311, J. Allen, BUF vs. LAR 09/27 (24-33, 4 TD)
311, Carr, LV vs. BUF 10/04 (32-44, 2 TD)
310, Bridgewater, CAR at KC 11/08 (36-49, 2 TD)
309, Watson, HOU vs. GB 10/25 (29-39, 2 TD)
309, Goff, LAR at WAS 10/11 (21-30, 2 TD)
308, Rivers, IND at TEN 11/12 (29-39, 1 TD)
307, J. Allen, BUF at NYJ 10/25 (30-43, 0 TD)
306, Roethlisberger, PIT at DAL 11/08 (29-42, 3 TD)
305, Rodgers, GB at SF 11/05 (25-31, 4 TD)
304, Luton, JAX vs. HOU 11/08 (26-38, 1 TD)
302, Goff, LAR vs. SEA 11/15 (27-37, 0 TD)
302, Mahomes, KC at LAC 09/20 (ot) (27-47, 2 TD)

301, Minshew, JAX at HOU 10/11 (31-49, 2 TD)
300, Burrow, CIN vs. JAX 10/04 (25-36, 1 TD)
300, Watson, HOU vs. MIN 10/04 (20-33, 2 TD)

WEEK 10 / THROUGH MONDAY, NOVEMBER 16, 2020

100-Yard Receiving Games

200, Lockett, SEA at ARI 10/25 (ot) (15 rec., 3 TD)
196, D. Adams, GB at HOU 10/25 (13 rec., 2 TD)
184, James, SF vs. GB 11/05 (9 rec., 1 TD)
183, Kittle, SF vs. PHI 10/04 (15 rec., 1 TD)
179, Edelman, NE at SEA 09/20 (8 rec., 0 TD)
175, Jefferson, MIN vs. TEN 09/27 (7 rec., 1 TD)
173, D. Adams, GB at SF 11/05 (10 rec., 1 TD)
169, Meyers, NE at NYJ 11/09 (12 rec., 0 TD)
166, Jefferson, MIN vs. ATL 10/18 (9 rec., 2 TD)
161, Metcalf, SEA vs. SF 11/01 (12 rec., 2 TD)
161, Cooks, HOU vs. JAX 10/11 (8 rec., 1 TD)
159, Kelce, KC vs. CAR 11/08 (10 rec., 0 TD)
157, J. Jones, ATL vs. SEA 09/13 (9 rec., 0 TD)
156, D. Adams, GB at MIN 09/13 (14 rec., 2 TD)
153, Diggs, BUF at MIA 09/20 (8 rec., 1 TD)
153, A. Brown, TEN vs. PIT 10/25 (6 rec., 1 TD)
152, Fulgham, PHI at PIT 10/11 (10 rec., 1 TD)
151, Hopkins, ARI at SF 09/13 (14 rec., 0 TD)
149, Valdes-Scantling, GB vs. JAX 11/15 (4 rec., 1 TD)
146, Chark, JAX vs. HOU 11/08 (7 rec., 1 TD)
146, Lazard, GB at NO 09/27 (6 rec., 1 TD)
143, Cole, JAX vs. DET 10/18 (6 rec., 0 TD)
139, Kamara, NO vs. GB 09/27 (13 rec., 2 TD)
138, Gallup, DAL at SEA 09/27 (6 rec., 1 TD)
137, J. Jones, ATL at MIN 10/18 (8 rec., 2 TD)
137, J. Jones, ATL at CAR 10/29 (7 rec., 0 TD)
137, Hopkins, ARI vs. DET 09/27 (10 rec., 0 TD)
136, Ridley, ATL vs. CAR 10/11 (8 rec., 0 TD)
135, Jefferson, MIN at CHI 11/16 (8 rec., 0 TD)
134, Cooper, DAL vs. CLE 10/04 (12 rec., 1 TD)
132, Allen, LAC vs. CAR 09/27 (13 rec., 1 TD)
131, Hopkins, ARI at NYJ 10/11 (6 rec., 1 TD)
130, Gesicki, MIA vs. BUF 09/20 (8 rec., 1 TD)
130, Ridley, ATL vs. SEA 09/13 (9 rec., 2 TD)
129, D. Slayton, NYG at DAL 10/11 (8 rec., 0 TD)
128, C. Davis, TEN at CIN 11/01 (8 rec., 1 TD)
127, Hopkins, ARI vs. BUF 11/15 (7 rec., 1 TD)
125, McLaurin, WAS at ARI 09/20 (7 rec., 1 TD)
125, Allen, LAC vs. JAX 10/25 (10 rec., 0 TD)
125, Jeudy, DEN at ATL 11/08 (7 rec., 1 TD)
125, Higgins, CIN at IND 10/18 (6 rec., 0 TD)
125, Boyd, CIN at PHI 09/27 (ot) (10 rec., 0 TD)
124, Lamb, DAL vs. NYG 10/11 (8 rec., 0 TD)
123, Kirk, ARI vs. MIA 11/08 (5 rec., 1 TD)
123, Fuller, HOU at TEN 10/18 (ot) (6 rec., 1 TD)
123, Robinson, CHI at ATL 09/27 (10 rec., 1 TD)
122, Sanders, NO vs. LAC 10/12 (ot) (12 rec., 0 TD)
122, M. Evans, TB vs. LAC 10/04 (7 rec., 1 TD)
120, Moore, CAR at TB 09/20 (8 rec., 0 TD)
118, Raymond, TEN at MIN 09/27 (3 rec., 0 TD)
118, McLaurin, WAS vs. BAL 10/04 (10 rec., 0 TD)
118, Diggs, BUF vs. SEA 11/08 (9 rec., 0 TD)
118, Ruggs III, LV at KC 10/11 (2 rec., 1 TD)
116, Crowder, NYJ vs. ARI 10/11 (8 rec., 1 TD)
116, D. Johnson, PIT vs. CIN 11/15 (6 rec., 1 TD)
115, Higgins, CIN at PIT 11/15 (7 rec., 1 TD)
115, Crowder, NYJ at BUF 09/13 (7 rec., 1 TD)
115, McLaurin, WAS vs. NYG 11/08 (7 rec., 1 TD)
115, Diggs, BUF at LV 10/04 (6 rec., 0 TD)
115, Aiyuk, SF at NE 10/25 (6 rec., 0 TD)
114, Gage, ATL vs. SEA 09/13 (9 rec., 0 TD)
114, Golladay, DET at ATL 10/25 (6 rec., 0 TD)
114, Thielen, MIN at HOU 10/04 (8 rec., 1 TD)
114, Anderson, CAR vs. LV 09/13 (6 rec., 1 TD)
113, Patrick, DEN at NYJ 10/01 (6 rec., 1 TD)
113, Firkser, TEN vs. HOU 10/18 (ot) (8 rec., 1 TD)
113, Hall, DET vs. IND 11/01 (4 rec., 0 TD)
113, T. Hill, KC vs. CAR 11/08 (9 rec., 2 TD)
112, Beasley, BUF at NYJ 10/25 (11 rec., 0 TD)
112, Anderson, CAR at ATL 10/11 (8 rec., 0 TD)
112, Fuller, HOU at KC 09/10 (8 rec., 0 TD)
111, Alie-Cox, IND vs. MIN 09/20 (5 rec., 0 TD)
110, Kupp, LAR at MIA 11/01 (11 rec., 0 TD)
110, Higgins, CLE at CIN 10/25 (6 rec., 0 TD)
110, Thielen, MIN vs. GB 09/13 (6 rec., 2 TD)
110, Claypool, PIT vs. PHI 10/11 (7 rec., 3 TD)

110, Parker, MIA vs. SEA 10/04 (10 rec., 0 TD)
110, Ridley, ATL vs. CHI 09/27 (5 rec., 0 TD)
110, Metcalf, SEA vs. DAL 09/27 (4 rec., 1 TD)
110, C. Sims, WAS vs. NYG 11/08 (3 rec., 0 TD)
109, Kelce, KC vs. NYJ 11/01 (8 rec., 1 TD)
109, Ridley, ATL at DAL 09/20 (7 rec., 2 TD)
109, Beasley, BUF at ARI 11/15 (11 rec., 1 TD)
109, Williams, LAC at NO 10/12 (ot) (5 rec., 2 TD)
109, Anderson, CAR at TB 09/20 (9 rec., 0 TD)
109, Kittle, SF vs. LAR 10/18 (7 rec., 1 TD)
109, S. Miller, TB at LV 10/25 (6 rec., 1 TD)
108, Johnson, IND vs. CIN 10/18 (5 rec., 0 TD)
108, Fuller, HOU vs. MIN 10/04 (6 rec., 1 TD)
108, Kelce, KC vs. LV 10/11 (8 rec., 1 TD)
108, Metcalf, SEA at BUF 11/08 (7 rec., 1 TD)
107, Agholor, LV vs. TB 10/25 (5 rec., 1 TD)
107, Kupp, LAR at BUF 09/27 (9 rec., 1 TD)
107, C. Wilson, DAL at SEA 09/27 (5 rec., 2 TD)
106, Metcalf, SEA at MIA 10/04 (4 rec., 0 TD)
106, Diggs, BUF at TEN 10/13 (10 rec., 0 TD)
106, Lamb, DAL vs. ATL 09/20 (6 rec., 0 TD)
106, Williams, MIA at SF 10/11 (4 rec., 1 TD)
106, Snead, BAL vs. PIT 11/01 (5 rec., 0 TD)
105, Waller, LV vs. NO 09/21 (12 rec., 1 TD)
105, Samuel, CAR at KC 11/08 (9 rec., 1 TD)
105, Golladay, DET at JAX 10/18 (4 rec., 0 TD)
105, Woods, LAR vs. DAL 09/13 (6 rec., 0 TD)
104, Crowder, NYJ vs. DEN 10/01 (7 rec., 0 TD)
104, M. Evans, TB vs. CAR 09/20 (7 rec., 1 TD)
103, Zacccheaus, ATL vs. DEN 11/08 (4 rec., 1 TD)
103, Hopkins, ARI vs. SEA 10/25 (ot) (10 rec., 1 TD)
103, Jefferson, MIN at HOU 10/04 (4 rec., 0 TD)
103, Allen, LAC vs. LV 11/08 (9 rec., 1 TD)
102, D. Slayton, NYG vs. PIT 09/14 (6 rec., 2 TD)
101, Robinson, CHI vs. IND 10/04 (7 rec., 1 TD)
101, Goedert, PHI at WAS 09/13 (8 rec., 1 TD)
101, Boyd, CIN vs. CLE 10/25 (11 rec., 1 TD)
101, A. Brown, TEN vs. CHI 11/08 (4 rec., 1 TD)
101, M. Brown, BAL vs. CLE 09/13 (5 rec., 0 TD)
101, Pittman, IND at TEN 11/12 (7 rec., 0 TD)
101, Perriman, NYJ vs. NE 11/09 (5 rec., 2 TD)
101, C. Davis, TEN at DEN 09/14 (7 rec., 0 TD)
101, Patrick, DEN at NE 10/18 (4 rec., 0 TD)
100, Fuller, HOU at JAX 11/08 (5 rec., 1 TD)
100, Lockett, SEA vs. DAL 09/27 (9 rec., 3 TD)
100, Beasley, BUF vs. LAR 09/27 (6 rec., 0 TD)
100, Cooper, DAL vs. ATL 09/20 (6 rec., 0 TD)

WEEK 10 / THROUGH MONDAY, NOVEMBER 16, 2020

100-Yard Rushing Games

212, Henry, TEN vs. HOU 10/18 (ot) (22 att., 2 TD)
206, Cook, MIN vs. DET 11/08 (22 att., 2 TD)
192, Jones, TB at CAR 11/15 (23 att., 1 TD)
181, Cook, MIN vs. TEN 09/27 (22 att., 1 TD)
168, A. Jones, GB vs. DET 09/20 (18 att., 2 TD)
164, Drake, ARI at DAL 10/19 (20 att., 2 TD)
163, Cook, MIN at GB 11/01 (30 att., 3 TD)
161, Edwards-Helaire, KC at BUF 10/19 (26 att., 0 TD)
151, Mixon, CIN vs. JAX 10/04 (25 att., 2 TD)
138, Edwards-Helaire, KC vs. HOU 09/10 (25 att., 1 TD)
130, Cook, MIN at HOU 10/04 (27 att., 2 TD)
129, Jacobs, LV at CLE 11/01 (31 att., 0 TD)
128, A. Gibson, WAS vs. DAL 10/25 (20 att., 1 TD)
126, Chubb, CLE vs. HOU 11/15 (19 att., 1 TD)
124, Chubb, CLE vs. CIN 09/17 (22 att., 2 TD)
121, Gurley, ATL vs. CAR 10/11 (14 att., 1 TD)
121, Harris, NE vs. BAL 11/15 (22 att., 0 TD)
119, J. Robinson, JAX at LAC 10/25 (22 att., 1 TD)
119, Henry, TEN at MIN 09/27 (26 att., 2 TD)
118, Sanders, PHI vs. BAL 10/18 (9 att., 0 TD)
117, Michel, NE vs. LV 09/27 (9 att., 0 TD)
116, Swift, DET at JAX 10/18 (14 att., 2 TD)
116, Henry, TEN at DEN 09/14 (31 att., 0 TD)
114, Henderson, LAR at BUF 09/27 (20 att., 1 TD)
113, Dobbins, BAL vs. PIT 11/01 (15 att., 0 TD)
113, Jones, TB vs. GB 10/18 (23 att., 2 TD)
113, Snell, PIT at NYG 09/14 (19 att., 0 TD)
112, Henry, TEN at CIN 11/01 (18 att., 1 TD)
112, Jacobs, LV vs. DEN 11/15 (21 att., 2 TD)
112, Mattison, MIN at SEA 10/11 (20 att., 0 TD)
112, Wilson, SF at NE 10/25 (17 att., 3 TD)
111, Jones, TB vs. LAC 10/04 (20 att., 0 TD)
109, Conner, PIT vs. HOU 09/27 (18 att., 1 TD)
109, J. Robinson, JAX at GB 11/15 (23 att., 0 TD)
108, Jackson, BAL at PHI 10/18 (9 att., 1 TD)
108, Chubb, CLE vs. WAS 09/27 (19 att., 2 TD)
107, Gordon, DEN at NYJ 10/01 (23 att., 2 TD)
106, K. Murray, ARI vs. MIA 11/08 (11 att., 1 TD)
106, Jones, TB at CHI 10/08 (17 att., 0 TD)
106, Conner, PIT vs. DEN 09/20 (16 att., 1 TD)
104, Hunt, CLE vs. HOU 11/15 (19 att., 0 TD)
103, Fournette, TB vs. CAR 09/20 (12 att., 2 TD)
103, Henry, TEN vs. IND 11/12 (19 att., 0 TD)
102, J. Robinson, JAX at TEN 09/20 (16 att., 1 TD)
102, Harris, NE at BUF 11/01 (16 att., 1 TD)
101, Conner, PIT vs. CLE 10/18 (20 att., 1 TD)
101, Taylor, IND vs. MIN 09/20 (26 att., 1 TD)
101, Lindsay, DEN at NE 10/18 (23 att., 0 TD)
100, Harris, NE at KC 10/05 (17 att., 0 TD)
100, Drake, ARI vs. BUF 11/15 (16 att., 0 TD)

WEEK 10 / THROUGH MONDAY, NOVEMBER 16, 2020

AFC / LEADING PASSERS

Player, Team	Att	Comp	Pct		Avg		Pct			Pct Rating	
			Comp	Yds	Gain	TD	TD	Long	Int	Int	Points
Mahomes, K.C.	329	220	66.9	2687	8.17	25	7.6	54t	1	0.3	115.9
Carr, L.V.	283	196	69.3	2156	7.62	16	5.7	72t	2	0.7	107.4
Watson, Hou.	301	205	68.1	2539	8.44	18	6.0	77t	5	1.7	107.0
Tannehill, Ten.	281	182	64.8	2128	7.57	20	7.1	73t	3	1.1	106.9
J. Allen, Buf.	364	249	68.4	2871	7.89	21	5.8	49	7	1.9	103.2
Roethlisberger, Pit.	334	223	66.8	2267	6.79	22	6.6	84t	4	1.2	103.0
*Herbert, LA-C	301	201	66.8	2333	7.75	19	6.3	72t	6	2.0	102.8
Jackson, Bal.	247	158	64.0	1762	7.13	14	5.7	47	5	2.0	95.6
Fitzpatrick, Mia.	197	138	70.1	1535	7.79	10	5.1	70	7	3.6	95.0
Minshew, Jac.	267	176	65.9	1855	6.95	13	4.9	51	5	1.9	94.4
Rivers, Ind.	313	215	68.7	2395	7.65	11	3.5	55	7	2.2	93.6
Mayfield, Cle.	243	149	61.3	1646	6.77	15	6.2	43t	7	2.9	90.0
*Burrow, Cin.	370	242	65.4	2485	6.72	12	3.2	67	5	1.4	89.8
Newton, N.E.	208	143	68.8	1535	7.38	3	1.4	49	7	3.4	80.9
Lock, Den.	238	131	55.0	1497	6.29	7	2.9	43	10	4.2	66.5
Darnold, NY-J	191	112	58.6	1045	5.47	3	1.6	69t	6	3.1	65.9

AFC / LEADING PASSERS, RANKS

Player, Team	Att	Comp	Pct		Avg		Pct			Pct Rating	
			Comp	Yds	Gain	TD	TD	Long	Int	Int	Points
Mahomes, K.C.	4	4	7	2	2	1	1		1	1	1
Carr, L.V.	8	8	2	8	7	7	9		2	2	2
Watson, Hou.	6t	6	6	3	1	6	6		5t	6	3
Tannehill, Ten.	9	9	12	9	8	4	2		3	3	4
J. Allen, Buf.	2	1	5	1	3	3	7		11t	8	5
Roethlisberger, Pit.	3	3	9	7	12	2	3		4	4	6
*Herbert, LA-C	6t	7	8	6	5	5	4		9t	9	7
Jackson, Bal.	11	11	13	11	10	9	8		5t	10	8
Fitzpatrick, Mia.	15	14	1	13t	4	13	10		11t	15	9
Minshew, Jac.	10	10	10	10	11	10	11		5t	7	10
Rivers, Ind.	5	5	4	5	6	12	12		11t	11	11
Mayfield, Cle.	12	12	14	12	13	8	5		11t	12	12
*Burrow, Cin.	1	2	11	4	14	11	13		5t	5	13
Newton, N.E.	14	13	3	13t	9	17t	16		11t	14	14
Lock, Den.	13	15	16	15	15	14	14		16	16	15
Darnold, NY-J	16	16	15	16	16	17t	15		9t	13	16

WEEK 10 / THROUGH MONDAY, NOVEMBER 16, 2020**AFC / FOURTH-QUARTER PASSING LEADERS**

Rank	Player, Team	Att	Comp	Comp%	Yards	YPA	TD	TD%	Int	Int%	Rating
1)	Mahomes, K.C.	68	46	67.6	608	8.94	9	13.2	1	1.5	129.2
2)	Roethlisberger, Pit.	73	58	79.5	559	7.66	7	9.6	1	1.4	124.8
3)	J. Allen, Buf.	87	63	72.4	827	9.51	6	6.9	2	2.3	115.4
4)	Watson, Hou.	91	59	64.8	777	8.54	8	8.8	2	2.2	111.8
5)	Tannehill, Ten.	83	55	66.3	504	6.07	6	7.2	1	1.2	101.7
6)	*Burrow, Cin.	106	74	69.8	738	6.96	6	5.7	2	1.9	100.3
7)	Jackson, Bal.	42	26	61.9	285	6.79	2	4.8	0	0.0	97.8
8)	*Herbert, LA-C	85	59	69.4	597	7.02	4	4.7	2	2.4	95.1
9)	Carr, L.V.	64	44	68.8	388	6.06	3	4.7	1	1.6	93.8
10)	Minshew, Jac.	94	57	60.6	615	6.54	6	6.4	2	2.1	92.3
11)	Newton, N.E.	61	40	65.6	416	6.82	1	1.6	0	0.0	90.6
12)	Mayfield, Cle.	42	21	50.0	285	6.79	4	9.5	2	4.8	83.9
13)	Rivers, Ind.	79	52	65.8	514	6.51	2	2.5	3	3.8	76.7
14)	*Luton, Jac.	24	14	58.3	145	6.04	0	0.0	0	0.0	75.9
15)	Lock, Den.	87	49	56.3	559	6.43	6	6.9	6	6.9	70.0
16)	Darnold, NY-J	54	30	55.6	246	4.56	1	1.9	1	1.9	65.8
17)	Fitzpatrick, Mia.	42	27	64.3	251	5.98	1	2.4	3	7.1	58.7
18)	Flacco, NY-J	35	16	45.7	171	4.89	0	0.0	1	2.9	48.6
19)	Stidham, N.E.	23	11	47.8	124	5.39	1	4.3	3	13.0	39.3

AFC / THIRD-DOWN PASSING LEADERS

Rank	Player, Team	Att	Comp	Comp%	Yards	YPA	TD	TD%	Int	Int%	Rating
1)	Mahomes, K.C.	76	52	68.4	748	9.84	9	11.8	0	0.0	139.6
2)	Minshew, Jac.	63	45	71.4	497	7.89	6	9.5	1	1.6	119.6
3)	Carr, L.V.	80	53	66.3	767	9.59	5	6.3	1	1.3	112.9
4)	Roethlisberger, Pit.	97	68	70.1	735	7.58	7	7.2	2	2.1	107.5
5)	*Herbert, LA-C	81	52	64.2	659	8.14	8	9.9	3	3.7	107.0
6)	Jackson, Bal.	67	42	62.7	487	7.27	6	9.0	2	3.0	102.0
7)	J. Allen, Buf.	74	49	66.2	584	7.89	5	6.8	2	2.7	101.4
8)	Watson, Hou.	70	42	60.0	514	7.34	4	5.7	1	1.4	95.8
9)	Tannehill, Ten.	75	41	54.7	421	5.61	4	5.3	0	0.0	88.8
10)	*Burrow, Cin.	83	51	61.4	601	7.24	2	2.4	3	3.6	76.4
11)	Rivers, Ind.	81	48	59.3	606	7.48	3	3.7	4	4.9	74.4
12)	Lock, Den.	67	36	53.7	435	6.49	2	3.0	3	4.5	65.2
13)	Mayfield, Cle.	72	36	50.0	396	5.50	4	5.6	4	5.6	62.0
14)	Darnold, NY-J	54	27	50.0	269	4.98	1	1.9	3	5.6	47.5

WEEK 10 / THROUGH MONDAY, NOVEMBER 16, 2020

AFC / LEADING RUSHERS

Rank	Player, Team	Att	Yards	Avg	Long	TD
1)	Henry, Ten.	201	946	4.7	94t	8
2)	Jacobs, L.V.	182	700	3.8	24	8
3)	*J. Robinson, Jac.	155	689	4.4	39	5
4)	Hunt, Cle.	134	633	4.7	33	3
5)	*Edwards-Helaire, K.C.	126	586	4.7	31	2
6)	Conner, Pit.	132	556	4.2	59	5
7)	Jackson, Bal. (QB)	90	524	5.8	50t	3
8)	Harris, N.E.	85	471	5.5	41	1
9)	Chubb, Cle.	76	461	6.1	59	5
10)	Gordon, Den.	107	439	4.1	43t	4
11t)	Mixon, Cin.	119	428	3.6	34t	3
11t)	*Taylor, Ind.	113	428	3.8	21	4
13)	Da. Johnson, Hou.	103	408	4.0	29	3
14)	Singleton, Buf.	99	401	4.1	18	1
15)	Gaskin, Mia.	100	387	3.9	21	2
16)	Gore, NY-J	108	386	3.6	15	0
17)	Edwards, Bal.	82	370	4.5	25	3
18)	Newton, N.E. (QB)	80	335	4.2	38	9
19)	*Kelley, LA-C	98	313	3.2	26	1
20)	Lindsay, Den.	57	312	5.5	55t	1
21)	*Dobbins, Bal.	57	310	5.4	44	2
22)	Booker, L.V.	49	304	6.2	43	3
23)	J. Allen, Buf. (QB)	72	279	3.9	19	5
24)	Burkhead, N.E.	63	267	4.2	18	3
25)	Wilkins, Ind.	68	250	3.7	22	1
26)	Ekeler, LA-C	49	248	5.1	13	1
27)	Watson, Hou. (QB)	48	233	4.9	16	1
28)	Ingram, Bal.	55	230	4.2	30t	2
29)	*Moss, Buf.	59	224	3.8	26	3
30)	Jackson, LA-C	45	185	4.1	36	0
31)	Snell, Pit.	50	180	3.6	30	2
32)	Hines, Ind.	45	177	3.9	14	2
33)	*Herbert, LA-C (QB)	37	176	4.8	31	3
34t)	Bernard, Cin.	48	173	3.6	12t	2
34t)	McNichols, Ten.	26	173	6.7	20	0
34t)	Michel, N.E.	26	173	6.7	48	1
37)	Mahomes, K.C. (QB)	35	171	4.9	21	2
38)	*Perine, NY-J	47	169	3.6	20	1
39)	Ballage, NY-J-LA-C	36	150	4.2	14	1
40)	Du. Johnson, Hou.	48	149	3.1	23	1
41)	D. Johnson, Cle.	29	142	4.9	28	0
42)	Darnold, NY-J (QB)	18	138	7.7	46t	1
43)	Fitzpatrick, Mia. (QB)	25	135	5.4	17	2
44)	*Burrow, Cin. (QB)	35	130	3.7	23t	3
45t)	Bell, NY-J-K.C.	35	128	3.7	16	0
45t)	Breida, Mia.	37	128	3.5	12	0
47)	*Ahmed, Mia.	28	123	4.4	19	1
48)	Minshew, Jac. (QB)	25	122	4.9	16	1
49)	Carr, L.V. (QB)	27	118	4.4	18	0
50)	Tannehill, Ten. (QB)	24	114	4.8	23	1

WEEK 10 / THROUGH MONDAY, NOVEMBER 16, 2020

AFC / THIRD-AND-ONE RUSHING LEADERS

Rank	Player, Team	Att	FD	Pct
1t)	Snell, Pit.	5	5	100.0
1t)	*Burrow, Cin.	4	4	100.0
1t)	Yeldon, Buf.	4	4	100.0
1t)	Bernard, Cin.	3	3	100.0
5)	Newton, N.E.	9	8	88.9
6)	Edwards, Bal.	8	7	87.5
7)	Hunt, Cle.	7	6	85.7
8)	*Moss, Buf.	5	4	80.0
9t)	Ballage, NY-J-LA-C	4	3	75.0
9t)	Gordon, Den.	4	3	75.0
9t)	Gore, NY-J	4	3	75.0
12)	Da. Johnson, Hou.	7	5	71.4
13t)	Henry, Ten.	9	6	66.7
13t)	*Kelley, LA-C	9	6	66.7
13t)	Conner, Pit.	6	4	66.7
16t)	J. Allen, Buf.	6	3	50.0
16t)	Gaskin, Mia.	6	3	50.0
16t)	Jacobs, L.V.	6	3	50.0
16t)	Mixon, Cin.	6	3	50.0
16t)	*J. Robinson, Jac.	6	3	50.0

WEEK 10 / THROUGH MONDAY, NOVEMBER 16, 2020

AFC / LEADERS IN RECEPTIONS

Rank	Player, Team	Rec	Yards	Avg	Long	TD
1)	Diggs, Buf.	73	906	12.4	49	4
2)	Allen, LA-C	65	690	10.6	28	5
3)	Boyd, Cin.	60	625	10.4	25	3
4)	Kelce, K.C. (TE)	58	769	13.3	45	6
5)	Beasley, Buf.	55	642	11.7	29	3
6)	Smith-Schuster, Pit.	54	516	9.6	31t	5
7)	Waller, L.V. (TE)	53	431	8.1	24	4
8)	T. Hill, K.C.	44	650	14.8	54t	9
9)	Cooks, Hou.	43	549	12.8	57t	3
10)	Fuller, Hou.	41	628	15.3	77t	6
11)	*Higgins, Cin.	40	603	15.1	67	4
12)	Parker, Mia.	38	462	12.2	28	3
13t)	Chark, Jac.	37	493	13.3	73t	4
13t)	D. Johnson, Pit.	37	426	11.5	46	4
13t)	Henry, LA-C (TE)	37	387	10.5	33	2
16t)	Landry, Cle.	36	448	12.4	32	0
16t)	Cobb, Hou.	36	434	12.1	34	2
18t)	*Claypool, Pit.	35	500	14.3	84t	7
18t)	Fant, Den. (TE)	35	367	10.5	32	2
20t)	*Jeudy, Den.	34	552	16.2	48t	2
20t)	C. Davis, Ten.	34	436	12.8	38	3
20t)	Cole, Jac.	34	427	12.6	51	4
23t)	Andrews, Bal. (TE)	33	358	10.8	29	5
23t)	Hines, Ind. (RB)	33	265	8.0	29t	4
25t)	A. Brown, Ten.	32	478	14.9	73t	6
25t)	M. Brown, Bal.	32	431	13.5	47	2
27t)	Patrick, Den.	31	444	14.3	41	3
27t)	Crowder, NY-J	31	409	13.2	69t	3
27t)	Ebron, Pit. (TE)	31	323	10.4	24	3
27t)	Green, Cin.	31	316	10.2	22	0
31t)	*Shenault, Jac.	30	323	10.8	36	1
31t)	Gaskin, Mia. (RB)	30	198	6.6	16	0
33t)	Renfrow, L.V.	29	399	13.8	53	2
33t)	J. Brown, Buf.	29	386	13.3	46t	2
33t)	*J. Robinson, Jac. (RB)	29	228	7.9	28	2
36t)	Meyers, N.E.	28	353	12.6	33	0
36t)	Pascal, Ind.	28	330	11.8	36	2
36t)	*Edwards-Helaire, K.C. (RB)	28	224	8.0	24	1
36t)	Bernard, Cin. (RB)	28	207	7.4	42	2
40)	White, N.E. (RB)	27	203	7.5	28	0
41t)	Byrd, N.E.	26	337	13.0	31	0
41t)	Conley, Jac.	26	319	12.3	51	1
41t)	J. Smith, Ten. (TE)	26	318	12.2	63	6
41t)	Hilton, Ind.	26	291	11.2	28	0
45t)	Williams, LA-C	25	431	17.2	64t	3
45t)	Hardman, K.C.	25	395	15.8	49t	3
45t)	Snead, Bal.	25	356	14.2	34	3
45t)	Firkser, Ten. (TE)	25	249	10.0	45	1
45t)	Singleton, Buf. (RB)	25	187	7.5	34	0
50t)	Gesicki, Mia. (TE)	24	371	15.5	70	2
50t)	Berrios, NY-J	24	223	9.3	30t	2

WEEK 10 / THROUGH MONDAY, NOVEMBER 16, 2020**AFC / RECEIVING YARDAGE LEADERS**

Rank	Player, Team	Yards	Rec	Avg	Long	TD
1)	Diggs, Buf.	906	73	12.4	49	4
2)	Kelce, K.C. (TE)	769	58	13.3	45	6
3)	Allen, LA-C	690	65	10.6	28	5
4)	T. Hill, K.C.	650	44	14.8	54t	9
5)	Beasley, Buf.	642	55	11.7	29	3
6)	Fuller, Hou.	628	41	15.3	77t	6
7)	Boyd, Cin.	625	60	10.4	25	3
8)	*Higgins, Cin.	603	40	15.1	67	4
9)	*Jeudy, Den.	552	34	16.2	48t	2
10)	Cooks, Hou.	549	43	12.8	57t	3
11)	Smith-Schuster, Pit.	516	54	9.6	31t	5
12)	*Claypool, Pit.	500	35	14.3	84t	7
13)	Chark, Jac.	493	37	13.3	73t	4
14)	A. Brown, Ten.	478	32	14.9	73t	6
15)	Parker, Mia.	462	38	12.2	28	3
16)	Landry, Cle.	448	36	12.4	32	0
17)	Patrick, Den.	444	31	14.3	41	3
18)	C. Davis, Ten.	436	34	12.8	38	3
19)	Cobb, Hou.	434	36	12.1	34	2
20t)	M. Brown, Bal.	431	32	13.5	47	2
20t)	Waller, L.V. (TE)	431	53	8.1	24	4
20t)	Williams, LA-C	431	25	17.2	64t	3
23)	Cole, Jac.	427	34	12.6	51	4
24)	D. Johnson, Pit.	426	37	11.5	46	4
25)	Crowder, NY-J	409	31	13.2	69t	3
26)	Renfrow, L.V.	399	29	13.8	53	2
27)	Hardman, K.C.	395	25	15.8	49t	3
28)	Henry, LA-C (TE)	387	37	10.5	33	2
29)	J. Brown, Buf.	386	29	13.3	46t	2
30)	Gesicki, Mia. (TE)	371	24	15.5	70	2
31)	Fant, Den. (TE)	367	35	10.5	32	2
32)	Andrews, Bal. (TE)	358	33	10.8	29	5
33)	Snead, Bal.	356	25	14.2	34	3
34)	Agholor, L.V.	355	18	19.7	59t	5
35)	Meyers, N.E.	353	28	12.6	33	0
36)	Byrd, N.E.	337	26	13.0	31	0
37)	Pascal, Ind.	330	28	11.8	36	2
38t)	Ebron, Pit. (TE)	323	31	10.4	24	3
38t)	*Shenault, Jac.	323	30	10.8	36	1
40t)	Beckham, Cle.	319	23	13.9	43t	3
40t)	Conley, Jac.	319	26	12.3	51	1
42)	J. Smith, Ten. (TE)	318	26	12.2	63	6
43)	Green, Cin.	316	31	10.2	22	0
44)	Edelman, N.E.	315	21	15.0	49	0
45)	Guyton, LA-C	294	14	21.0	72t	3
46)	Alie-Cox, Ind. (TE)	293	20	14.7	45	2
47)	Hilton, Ind.	291	26	11.2	28	0
48)	Williams, Mia.	288	18	16.0	47	4
49)	*Davis, Buf.	275	19	14.5	39	3
50)	Hines, Ind. (RB)	265	33	8.0	29t	4

WEEK 10 / THROUGH MONDAY, NOVEMBER 16, 2020

AFC / THIRD-DOWN RECEIVING LEADERS

Rank	Player, Team	Rec	Yards	Avg	Long	TD
1t)	Allen, LA-C	22	257	11.7	28	4
1t)	Smith-Schuster, Pit.	22	190	8.6	21	3
3)	Diggs, Buf.	16	168	10.5	21	1
4t)	Kelce, K.C. (TE)	15	230	15.3	44	2
4t)	Boyd, Cin.	15	153	10.2	23	2
4t)	Waller, L.V. (TE)	15	142	9.5	24	0
7t)	*Claypool, Pit.	13	226	17.4	35t	2
7t)	Patrick, Den.	13	215	16.5	40	2
7t)	Firkser, Ten. (TE)	13	90	6.9	14	0
10)	Beasley, Buf.	12	130	10.8	23	1
11t)	Crowder, NY-J	11	165	15.0	69t	1
11t)	Andrews, Bal. (TE)	11	154	14.0	29	3
11t)	Henry, LA-C (TE)	11	93	8.5	16	1
11t)	D. Johnson, Pit.	11	91	8.3	14	1
15t)	T. Hill, K.C.	10	162	16.2	41t	3
15t)	Cole, Jac.	10	136	13.6	51	3
15t)	Ebron, Pit. (TE)	10	117	11.7	22	1
15t)	M. Brown, Bal.	10	116	11.6	30	1
15t)	*Pittman, Ind.	10	114	11.4	30	0
15t)	*Shenault, Jac.	10	113	11.3	36	0
15t)	Landry, Cle.	10	112	11.2	20	0
15t)	Snead, Bal.	10	102	10.2	19t	1
15t)	Fant, Den. (TE)	10	93	9.3	31	0
24t)	Williams, LA-C	9	193	21.4	64t	1
24t)	J. Brown, Buf.	9	167	18.6	46t	1
24t)	Fuller, Hou.	9	158	17.6	77t	2
24t)	*Jeudy, Den.	9	146	16.2	43	1
24t)	Green, Cin.	9	102	11.3	22	0
24t)	Cooks, Hou.	9	99	11.0	24	0
24t)	Meyers, N.E.	9	75	8.3	19	0
24t)	Thompson, Jac. (RB)	9	64	7.1	15	1
32t)	Renfrow, L.V.	8	170	21.3	53	1
32t)	Cobb, Hou.	8	129	16.1	34	2
32t)	C. Davis, Ten.	8	92	11.5	27	1
32t)	Bernard, Cin. (RB)	8	81	10.1	42	0
36t)	Conley, Jac.	7	89	12.7	28t	1
36t)	Hilton, Ind.	7	81	11.6	17	0
36t)	Humphries, Ten.	7	81	11.6	19	1
36t)	Berrios, NY-J	7	65	9.3	22	0
36t)	Richard, L.V. (RB)	7	65	9.3	19	0
36t)	Darre. Williams, K.C. (RB)	7	52	7.4	15	0
36t)	Grant, Mia.	7	44	6.3	9	1
36t)	White, N.E. (RB)	7	43	6.1	10	0
44t)	Chark, Jac.	6	133	22.2	73t	1
44t)	Agholor, L.V.	6	120	20.0	45t	2
44t)	Guyton, LA-C	6	120	20.0	72t	2
44t)	Johnson, Ind.	6	118	19.7	36	0
44t)	A. Brown, Ten.	6	101	16.8	40t	1
44t)	Parker, Mia.	6	73	12.2	23	2
44t)	Alie-Cox, Ind. (TE)	6	63	10.5	14	1
44t)	Ford, Mia.-N.E.	6	61	10.2	16	0
44t)	*Hamler, Den.	6	60	10.0	21	0
44t)	Freeman, Den. (RB)	6	52	8.7	28	0
44t)	Burkhead, N.E. (RB)	6	35	5.8	19	1

WEEK 10 / THROUGH MONDAY, NOVEMBER 16, 2020

AFC / LEADING SCORERS, NONKICKERS

Rank	Player, Team	TD	Rush	Rec	Ret	X2	Pts
1)	T. Hill, K.C. (WR)	10	1	9	0	0	60
2t)	*Claypool, Pit. (WR)	9	2	7	0	0	54
2t)	Newton, N.E. (QB)	9	9	0	0	0	54
4t)	Henry, Ten. (RB)	8	8	0	0	0	48
4t)	Jacobs, L.V. (RB)	8	8	0	0	0	48
6)	*J. Robinson, Jac. (RB)	7	5	2	0	1	44
7t)	Hunt, Cle. (RB)	7	3	4	0	0	42
7t)	J. Smith, Ten. (TE)	7	1	6	0	0	42
9t)	J. Allen, Buf. (QB)	6	5	1	0	0	36
9t)	A. Brown, Ten. (WR)	6	0	6	0	0	36
9t)	Burkhead, N.E. (RB)	6	3	3	0	0	36
9t)	Fuller, Hou. (WR)	6	0	6	0	0	36
9t)	Hines, Ind. (RB)	6	2	4	0	0	36
9t)	Kelce, K.C. (TE)	6	0	6	0	0	36
15)	Smith-Schuster, Pit. (WR)	5	0	5	0	1	32
16t)	Agholor, L.V. (WR)	5	0	5	0	0	30
16t)	Allen, LA-C (WR)	5	0	5	0	0	30
16t)	Andrews, Bal. (TE)	5	0	5	0	0	30
16t)	Chubb, Cle. (RB)	5	5	0	0	0	30
16t)	Cole, Jac. (WR)	5	0	4	1	0	30
16t)	Conner, Pit. (RB)	5	5	0	0	0	30
16t)	Gordon, Den. (RB)	5	4	1	0	0	30
23)	Williams, Mia. (WR)	4	0	4	0	2	28
24t)	Beckham, Cle. (WR)	4	1	3	0	0	24
24t)	Bernard, Cin. (RB)	4	2	2	0	0	24
24t)	Chark, Jac. (WR)	4	0	4	0	0	24
24t)	Diggs, Buf. (WR)	4	0	4	0	0	24
24t)	*Higgins, Cin. (WR)	4	0	4	0	0	24
24t)	J. Howard, Mia. (RB)	4	4	0	0	0	24
24t)	Da. Johnson, Hou. (RB)	4	3	1	0	0	24
24t)	D. Johnson, Pit. (WR)	4	0	4	0	0	24
24t)	Mixon, Cin. (RB)	4	3	1	0	0	24
24t)	*Moss, Buf. (RB)	4	3	1	0	0	24
24t)	*Taylor, Ind. (RB)	4	4	0	0	0	24
24t)	Waller, L.V. (TE)	4	0	4	0	0	24
36)	Hardman, K.C. (WR)	3	0	3	0	1	20
37t)	Beasley, Buf. (WR)	3	0	3	0	0	18
37t)	Booker, L.V. (RB)	3	3	0	0	0	18
37t)	Boyd, Cin. (WR)	3	0	3	0	0	18
37t)	*Bryant, Cle. (TE)	3	0	3	0	0	18
37t)	*Burrow, Cin. (QB)	3	3	0	0	0	18
37t)	Burton, Ind. (TE)	3	2	1	0	0	18
37t)	Cooks, Hou. (WR)	3	0	3	0	0	18
37t)	Crowder, NY-J (WR)	3	0	3	0	0	18
37t)	C. Davis, Ten. (WR)	3	0	3	0	0	18
37t)	*Davis, Buf. (WR)	3	0	3	0	0	18
37t)	Ebron, Pit. (TE)	3	0	3	0	0	18
37t)	Edwards, Bal. (RB)	3	3	0	0	0	18
37t)	*Edwards-Helaire, K.C. (RB)	3	2	1	0	0	18
37t)	Fells, Hou. (TE)	3	0	3	0	0	18
37t)	Guyton, LA-C (WR)	3	0	3	0	0	18
37t)	*Herbert, LA-C (QB)	3	3	0	0	0	18
37t)	Jackson, Bal. (QB)	3	3	0	0	0	18
37t)	Kroft, Buf. (TE)	3	0	3	0	0	18
37t)	Parker, Mia. (WR)	3	0	3	0	0	18
37t)	Patrick, Den. (WR)	3	0	3	0	0	18
37t)	Snead, Bal. (WR)	3	0	3	0	0	18
37t)	Washington, Pit. (WR)	3	0	3	0	0	18
37t)	Williams, LA-C (WR)	3	0	3	0	0	18

WEEK 10 / THROUGH MONDAY, NOVEMBER 16, 2020**AFC / LEADING SCORERS, KICKERS**

Rank	Player, Team	PAT	FG	Pct	Long	Pts
1)	Carlson, L.V.	27/28	20/22	.909	54	87
2)	*Bass, Buf.	29/30	19/25	.760	58	86
3)	Sanders, Mia.	23/23	20/21	.952	56	83
4)	*Blankenship, Ind.	23/25	19/21	.905	44	80
5)	Bullock, Cin.	21/21	19/21	.905	55	78
6)	Tucker, Bal.	28/28	16/17	.941	55	76
7)	Butker, K.C.	27/33	15/17	.882	58	72
8)	McManus, Den.	16/17	18/19	.947	56	70
9)	Boswell, Pit.	27/30	14/14	1.000	59	69
10)	Badgley, LA-C	22/24	14/19	.737	53	64
11)	Fairbairn, Hou.	20/21	14/17	.824	54	62
12t)	Folk, N.E.	16/18	15/17	.882	51	61
12t)	Gostkowski, Ten.	25/27	12/20	.600	55	61
14)	Parkey, Cle.	23/24	11/12	.917	46	56
15)	Ficken, NY-J	6/ 6	9/10	.900	54	33
16)	Lambo, Jac.	8/10	5/ 5	1.000	59	23
17)	Castillo, NY-J	4/ 4	6/ 7	.857	55	22
18)	Rosas, Jac.	1/ 1	4/ 5	.800	50	13
19)	McLaughlin, Min.-Jac.	2/ 2	2/ 2	1.000	52	8
20)	Brown, Jac.	1/ 1	1/ 2	.500	31	4
21)	Hauschka, Jac.	2/ 2	0/ 2	.000	--	2
22)	*Wright, Jac.	1/ 2	0/ 0	---	--	1
23)	Seibert, Cle.-Cin.	0/ 1	0/ 1	.000	--	0

AFC / TOUCHBACKS ON KICKOFFS

Rank	Player, Team	TB
1t)	*Bass, Buf.	40
1t)	Butker, K.C.	40
1t)	Tucker, Bal.	40
4t)	Bullock, Cin.	37
4t)	Sanders, Mia.	37
6)	Long, LA-C	34
7)	Carlson, L.V.	33
8t)	Boswell, Pit.	31
8t)	McManus, Den.	31
10t)	Gostkowski, Ten.	28
10t)	Sanchez, Ind.	28
12)	Bailey, N.E.	27
13)	Fairbairn, Hou.	24
14)	Parkey, Cle.	22
15)	Cooke, Jac.	18
16)	Ficken, NY-J	13
17t)	*Mann, NY-J	4
17t)	Rosas, Jac.	4
19)	Lambo, Jac.	2

WEEK 10 / THROUGH MONDAY, NOVEMBER 16, 2020

AFC / MOST YARDS FROM SCRIMMAGE

Rank	Player, Team	Yards	Total			Rushing			Receiving		
			Att+Rec	Avg	Yards	Att	Avg	Yards	Rec	Avg	
1)	Henry, Ten. (RB)	1033	212	4.9	946	201	4.7	87	11	7.9	
2)	*J. Robinson, Jac. (RB)	917	184	5.0	689	155	4.4	228	29	7.9	
3)	Diggs, Buf. (WR)	906	73	12.4	0	0	---	906	73	12.4	
4)	Jacobs, L.V. (RB)	849	205	4.1	700	182	3.8	149	23	6.5	
5)	*Edwards-Helaire, K.C. (RB)	810	154	5.3	586	126	4.7	224	28	8.0	
6)	Hunt, Cle. (RB)	774	155	5.0	633	134	4.7	141	21	6.7	
7)	Kelce, K.C. (TE)	769	58	13.3	0	0	---	769	58	13.3	
8)	T. Hill, K.C. (WR)	712	52	13.7	62	8	7.8	650	44	14.8	
9)	Conner, Pit. (RB)	691	154	4.5	556	132	4.2	135	22	6.1	
10)	Allen, LA-C (WR)	690	65	10.6	0	0	---	690	65	10.6	
11)	Boyd, Cin. (WR)	663	64	10.4	38	4	9.5	625	60	10.4	
12)	Beasley, Buf. (WR)	642	55	11.7	0	0	---	642	55	11.7	
13t)	*Higgins, Cin. (WR)	631	45	14.0	28	5	5.6	603	40	15.1	
13t)	*Taylor, Ind. (RB)	631	135	4.7	428	113	3.8	203	22	9.2	
15)	Fuller, Hou. (WR)	628	42	15.0	0	1	0.0	628	41	15.3	
16)	Singletary, Buf. (RB)	588	124	4.7	401	99	4.1	187	25	7.5	
17)	Gaskin, Mia. (RB)	585	130	4.5	387	100	3.9	198	30	6.6	
18)	Da. Johnson, Hou. (RB)	569	119	4.8	408	103	4.0	161	16	10.1	
19)	Mixon, Cin. (RB)	566	140	4.0	428	119	3.6	138	21	6.6	
20)	*Jeudy, Den. (WR)	552	34	16.2	0	0	---	552	34	16.2	
21)	Cooks, Hou. (WR)	549	43	12.8	0	0	---	549	43	12.8	
22)	Gordon, Den. (RB)	526	127	4.1	439	107	4.1	87	20	4.4	
23)	Jackson, Bal. (QB)	524	90	5.8	524	90	5.8	0	0	---	
24)	*Claypool, Pit. (WR)	522	44	11.9	22	9	2.4	500	35	14.3	
25)	Smith-Schuster, Pit. (WR)	516	54	9.6	0	0	---	516	54	9.6	
26)	Harris, N.E. (RB)	497	87	5.7	471	85	5.5	26	2	13.0	
27)	Chark, Jac. (WR)	493	37	13.3	0	0	---	493	37	13.3	
28t)	A. Brown, Ten. (WR)	478	32	14.9	0	0	---	478	32	14.9	
28t)	Chubb, Cle. (RB)	478	79	6.1	461	76	6.1	17	3	5.7	
30)	Parker, Mia. (WR)	462	38	12.2	0	0	---	462	38	12.2	
31t)	Burkhead, N.E. (RB)	454	86	5.3	267	63	4.2	187	23	8.1	
31t)	*Kelley, LA-C (RB)	454	117	3.9	313	98	3.2	141	19	7.4	
33)	Landry, Cle. (WR)	452	38	11.9	4	2	2.0	448	36	12.4	
34)	Patrick, Den. (WR)	444	31	14.3	0	0	---	444	31	14.3	
35)	Hines, Ind. (RB)	442	78	5.7	177	45	3.9	265	33	8.0	
36)	D. Johnson, Pit. (WR)	439	39	11.3	13	2	6.5	426	37	11.5	
37)	C. Davis, Ten. (WR)	436	34	12.8	0	0	---	436	34	12.8	
38t)	Cobb, Hou. (WR)	434	36	12.1	0	0	---	434	36	12.1	
38t)	Gore, NY-J (RB)	434	116	3.7	386	108	3.6	48	8	6.0	
40t)	M. Brown, Bal. (WR)	432	33	13.1	1	1	1.0	431	32	13.5	
40t)	Williams, LA-C (WR)	432	26	16.6	1	1	1.0	431	25	17.2	
42)	Waller, L.V. (TE)	431	53	8.1	0	0	---	431	53	8.1	
43)	Cole, Jac. (WR)	429	35	12.3	2	1	2.0	427	34	12.6	
44)	Edwards, Bal. (RB)	412	85	4.8	370	82	4.5	42	3	14.0	
45)	Hardman, K.C. (WR)	411	27	15.2	16	2	8.0	395	25	15.8	
46)	Crowder, NY-J (WR)	409	31	13.2	0	0	---	409	31	13.2	
47)	Renfrow, L.V. (WR)	399	29	13.8	0	0	---	399	29	13.8	
48)	*Dobbins, Bal. (RB)	398	72	5.5	310	57	5.4	88	15	5.9	
49)	Ekeler, LA-C (RB)	392	66	5.9	248	49	5.1	144	17	8.5	
50)	Beckham, Cle. (WR)	391	26	15.0	72	3	24.0	319	23	13.9	

WEEK 10 / THROUGH MONDAY, NOVEMBER 16, 2020**AFC / LEADERS IN FIRST DOWNS**

Rank	Player, Team	Rush	Rec	Tot
1)	Henry, Ten. (RB)	48	4	52
2t)	Jacobs, L.V. (RB)	43	3	46
2t)	*J. Robinson, Jac. (RB)	36	10	46
4)	Hunt, Cle. (RB)	35	10	45
5t)	Allen, LA-C (WR)	0	42	42
5t)	Kelce, K.C. (TE)	0	42	42
7)	Diggs, Buf. (WR)	0	39	39
8t)	Boyd, Cin. (WR)	1	37	38
8t)	*Edwards-Helaire, K.C. (RB)	29	9	38
10t)	Conner, Pit. (RB)	31	6	37
10t)	*Taylor, Ind. (RB)	28	9	37
12t)	Beasley, Buf. (WR)	0	34	34
12t)	Newton, N.E. (QB)	33	1	34
14t)	*Higgins, Cin. (WR)	1	32	33
14t)	Da. Johnson, Hou. (RB)	23	10	33
16t)	T. Hill, K.C. (WR)	2	30	32
16t)	Singleton, Buf. (RB)	27	5	32
18)	Waller, L.V. (TE)	0	30	30
19t)	J. Allen, Buf. (QB)	28	1	29
19t)	Smith-Schuster, Pit. (WR)	0	29	29
21t)	*Claypool, Pit. (WR)	4	24	28
21t)	Fuller, Hou. (WR)	0	28	28
21t)	*Jeudy, Den. (WR)	0	28	28
24)	Burkhead, N.E. (RB)	17	10	27
25t)	Chark, Jac. (WR)	0	26	26
25t)	C. Davis, Ten. (WR)	0	26	26
25t)	Gaskin, Mia. (RB)	21	5	26
25t)	Hines, Ind. (RB)	11	15	26
25t)	Jackson, Bal. (QB)	26	0	26
30t)	Chubb, Cle. (RB)	24	1	25
30t)	Edwards, Bal. (RB)	24	1	25
30t)	Mixon, Cin. (RB)	20	5	25
30t)	Parker, Mia. (WR)	0	25	25
34t)	A. Brown, Ten. (WR)	0	24	24
34t)	Cooks, Hou. (WR)	0	24	24
34t)	*Kelley, LA-C (RB)	16	8	24
37t)	Gordon, Den. (RB)	20	3	23
37t)	D. Johnson, Pit. (WR)	0	23	23
37t)	*Shenault, Jac. (WR)	4	19	23
40t)	M. Brown, Bal. (WR)	0	22	22
40t)	Harris, N.E. (RB)	20	2	22
42t)	Andrews, Bal. (TE)	0	21	21
42t)	Cole, Jac. (WR)	0	21	21
42t)	Ekeler, LA-C (RB)	14	7	21
42t)	Gore, NY-J (RB)	21	0	21
42t)	Green, Cin. (WR)	0	21	21
42t)	Henry, LA-C (TE)	0	21	21
42t)	Landry, Cle. (WR)	1	20	21
42t)	Meyers, N.E. (WR)	0	21	21
50)	Patrick, Den. (WR)	0	20	20

WEEK 10 / THROUGH MONDAY, NOVEMBER 16, 2020**AFC / LEADING PUNTERS**

Rank	Player, Team	No	Yards	Lg	Avg	TB	Blk	Dwn	OB	Opp Ret	In Yds	Net 20	Avg
1)	Bojorquez, Buf.	25	1228	72	49.1	4	0	2	3	11	105	10	41.7
2)	Anger, Hou.	33	1593	67	48.3	5	0	2	3	12	79	12	42.8
3)	Martin, Den.	35	1677	69	47.9	2	1	2	6	18	168	11	40.8
4)	Sanchez, Ind.	24	1139	60	47.5	3	1	4	0	10	52	12	41.1
5)	*Townsend, K.C.	27	1273	67	47.1	6	0	3	2	6	74	10	40.0
6)	Bailey, N.E.	24	1124	64	46.8	1	0	5	3	4	17	15	45.3
7)	Huber, Cin.	38	1779	70	46.8	6	0	7	2	15	112	10	40.7
8)	Long, LA-C	34	1565	63	46.0	1	2	3	3	22	275	8	35.3
9)	Cooke, Jac.	31	1416	63	45.7	2	0	11	5	8	51	14	42.7
10)	Koch, Bal.	34	1547	59	45.5	1	0	3	6	13	65	16	43.0
11)	*Mann, NY-J	46	2075	60	45.1	3	0	3	6	23	271	9	37.9
12)	Haack, Mia.	36	1609	63	44.7	1	0	10	0	9	46	17	42.9
13)	Gillan, Cle.	28	1248	59	44.6	1	0	2	2	17	171	9	37.8
14)	Cole, L.V.	23	1005	61	43.7	0	0	3	4	7	78	10	40.3

AFC / LEADING PUNTERS, NET AVERAGE

Rank	Player, Team	No	Yards	Lg	Avg	TB	Blk	Dwn	OB	Opp Ret	In Yds	Net 20	Avg
1)	Bailey, N.E.	24	1124	64	46.8	1	0	5	3	4	17	15	45.3
2)	Koch, Bal.	34	1547	59	45.5	1	0	3	6	13	65	16	43.0
3)	Haack, Mia.	36	1609	63	44.7	1	0	10	0	9	46	17	42.9
4)	Anger, Hou.	33	1593	67	48.3	5	0	2	3	12	79	12	42.8
5)	Cooke, Jac.	31	1416	63	45.7	2	0	11	5	8	51	14	42.7
6)	Bojorquez, Buf.	25	1228	72	49.1	4	0	2	3	11	105	10	41.7
7)	Sanchez, Ind.	24	1139	60	47.5	3	1	4	0	10	52	12	41.1
8)	Martin, Den.	35	1677	69	47.9	2	1	2	6	18	168	11	40.8
9)	Huber, Cin.	38	1779	70	46.8	6	0	7	2	15	112	10	40.7
10)	Cole, L.V.	23	1005	61	43.7	0	0	3	4	7	78	10	40.3
11)	*Townsend, K.C.	27	1273	67	47.1	6	0	3	2	6	74	10	40.0
12)	*Mann, NY-J	46	2075	60	45.1	3	0	3	6	23	271	9	37.9
13)	Gillan, Cle.	28	1248	59	44.6	1	0	2	2	17	171	9	37.8
14)	Long, LA-C	34	1565	63	46.0	1	2	3	3	22	275	8	35.3

AFC / PUNT RETURN LEADERS

Rank	Player, Team	Ret	FC	Yards	Avg	Long	TD
1)	McCloud, Pit.	14	7	210	15.0	57	0
2)	Grant, Mia.	20	5	294	14.7	88t	1
3)	Roberts, Buf.	16	7	191	11.9	38	0
4)	Hines, Ind.	17	6	151	8.9	21	0
5t)	Erickson, Cin.	12	8	106	8.8	22	0
5t)	*Proche, Bal.	18	12	159	8.8	17	0
7)	Raymond, Ten.	17	5	143	8.4	40	0

AFC / KICKOFF RETURN LEADERS

Rank	Player, Team	Ret	Yards	Avg	Long	TD
1)	*Rodgers, Ind.	18	537	29.8	101t	1
2)	Roberts, Buf.	20	581	29.1	60	0
3)	McCloud, Pit.	15	363	24.2	49	0
4)	Olszewski, N.E.	16	385	24.1	33	0
5)	B. Wilson, Cin.	18	433	24.1	49	0
6)	*Reed, LA-C	16	359	22.4	46	0
7)	*Peoples-Jones, Cle.	16	338	21.1	33	0
8)	Carter, Hou.	12	250	20.8	29	0
9)	Raymond, Ten.	15	275	18.3	30	0

WEEK 10 / THROUGH MONDAY, NOVEMBER 16, 2020

AFC / LEADERS IN INTERCEPTIONS

Rank	Player, Team	Int	Yards	Avg	Long	TD
1)	J. Jackson, N.E.	6	55	9.2	30	0
2)	X. Howard, Mia.	5	58	11.6	29	0
3t)	Heath, L.V.	3	89	29.7	47	0
3t)	Simmons, Den.	3	83	27.7	46	0
3t)	Desir, NY-J	3	58	19.3	35t	1
3t)	Peters, Bal.	3	17	5.7	12	0
7t)	Butler, Ten.	2	97	48.5	68	0
7t)	D. McCourty, N.E.	2	62	31.0	43t	1
7t)	Sorensen, K.C.	2	54	27.0	50t	1
7t)	Carrie, Ind.	2	47	23.5	47t	1
7t)	K. Moore, Ind.	2	45	22.5	29t	1
7t)	X. Rhodes, Ind.	2	44	22.0	44t	1
7t)	Mathieu, K.C.	2	43	21.5	25t	1
7t)	Fitzpatrick, Pit.	2	40	20.0	33t	1
7t)	*Sneed, K.C.	2	39	19.5	39	0
7t)	*Blackmon, Ind.	2	19	9.5	15	0
7t)	Poole, NY-J	2	15	7.5	13	0
7t)	Poyer, Buf.	2	14	7.0	14	0
7t)	Goodson, Cle.	2	7	3.5	7	0
7t)	Hooker, Ten.	2	3	1.5	3	0
7t)	Nelson, Pit.	2	3	1.5	3	0
7t)	S. Jones, Jac.	2	1	0.5	1	0
7t)	Bates, Cin.	2	0	0.0	0	0
7t)	Callahan, Den.	2	0	0.0	0	0
7t)	*L. Wilson, Cin.	2	0	0.0	0	0

WEEK 10 / THROUGH MONDAY, NOVEMBER 16, 2020**AFC / LEADERS IN SACKS**

Rank	Player, Team	Sacks
1)	Garrett, Cle. (DE)	9.5
2)	T. Watt, Pit. (LB)	9.0
3)	Ogbah, Mia. (DE)	8.0
4)	Dupree, Pit. (LB)	7.0
5t)	Autry, Ind. (DT)	6.0
5t)	Crosby, L.V. (DE)	6.0
5t)	Tuitt, Pit. (DE)	6.0
8t)	Chubb, Den. (LB)	5.5
8t)	Jones, K.C. (DT)	5.5
10t)	Ngakoue, Min.-Bal. (DE)	5.0
10t)	Reed, Den. (LB)	5.0
12)	Bosa, LA-C (DE)	4.5
13t)	Addison, Buf. (DE)	4.0
13t)	Campbell, Bal. (DE)	4.0
13t)	Clark, K.C. (DE)	4.0
13t)	Hughes, Buf. (DE)	4.0
13t)	Watt, Hou. (DE)	4.0
18t)	Houston, Ind. (DE)	3.5
18t)	Klein, Buf. (LB)	3.5
18t)	Lawson, Cin. (DE)	3.5
18t)	Lewis, Ind. (DE)	3.5
18t)	Nwosu, LA-C (LB)	3.5
18t)	Richardson, Cle. (DT)	3.5
24t)	Cunningham, Hou. (LB)	3.0
24t)	Hilton, Pit. (DB)	3.0
24t)	Judon, Bal. (LB)	3.0
24t)	Mercilus, Hou. (LB)	3.0
24t)	Tillery, LA-C (DT)	3.0
24t)	Williams, NY-J (DT)	3.0
24t)	Williams, Pit. (LB)	3.0
31t)	J. Allen, Jac. (DE)	2.5
31t)	Buckner, Ind. (DT)	2.5
31t)	Elliott, Bal. (DB)	2.5
31t)	S. Harris, Den. (DE)	2.5
31t)	Humphrey, Bal. (DB)	2.5
31t)	Landry, Ten. (LB)	2.5
31t)	Van Ginkel, Mia. (LB)	2.5
31t)	Winovich, N.E. (DE)	2.5
39t)	Baker, Mia. (LB)	2.0
39t)	Basham, NY-J (LB)	2.0
39t)	Bowser, Bal. (LB)	2.0
39t)	Calhoun, N.E. (LB)	2.0
39t)	Charlton, K.C. (DE)	2.0
39t)	Clayborn, Cle. (DE)	2.0
39t)	Ferguson, Bal. (LB)	2.0
39t)	Heyward, Pit. (DE)	2.0
39t)	Jefferson, Buf. (DT)	2.0
39t)	Jewell, Den. (LB)	2.0
39t)	D. Jones, Ten. (DT)	2.0
39t)	D. Jones, Den. (DE)	2.0
39t)	Lawson, Mia. (DE)	2.0
39t)	J. Martin, Hou. (LB)	2.0
39t)	Maye, NY-J (DB)	2.0
39t)	McPhee, Bal. (LB)	2.0
39t)	Muhammad, Ind. (DE)	2.0
39t)	Murphy, Buf. (DE)	2.0
39t)	Omenihu, Hou. (DE)	2.0
39t)	Poyer, Buf. (DB)	2.0
39t)	*Queen, Bal. (LB)	2.0
39t)	Simmons, Ten. (DT)	2.0
39t)	Simon, N.E. (DE)	2.0
39t)	Van Noy, Mia. (LB)	2.0
39t)	Vernon, Cle. (DE)	2.0

WEEK 10 / THROUGH MONDAY, NOVEMBER 16, 2020**AFC / FUMBLE RECOVERIES**

Rank	Player, Team	TotRec	OffRec	DefRec
1t)	*Burrow, Cin.	4	4	0
1t)	Lock, Den.	4	4	0
3t)	Clark, Bal.	3	1	2
3t)	J. Jackson, N.E.	3	1	2
3t)	Jackson, Bal.	3	3	0
6t)	Conner, Pit.	2	2	0
6t)	Fort, Bal.	2	0	2
6t)	Garrett, Cle.	2	0	2
6t)	Ingram, Bal.	2	2	0
6t)	Mayfield, Cle.	2	2	0
6t)	Niemann, K.C.	2	0	2
6t)	Norman, Buf.	2	0	2
6t)	Peters, Bal.	2	0	2
6t)	*Queen, Bal.	2	0	2
6t)	Roethlisberger, Pit.	2	2	0
6t)	Simmons, Ten.	2	0	2
6t)	Van Noy, Mia.	2	0	2
6t)	Vigil, LA-C	2	0	2
6t)	Watson, Hou.	2	2	0
6t)	White, Buf.	2	0	2

AFC / OFFENSIVE FUMBLE RECOVERIES

Rank	Player, Team	Ret	Yards	Avg	Long	TD
1t)	*Burrow, Cin.	4	0	0.0	0	0
1t)	Lock, Den.	4	0	0.0	0	0
3)	Jackson, Bal.	3	0	0.0	0	0
4t)	Conner, Pit.	2	0	0.0	0	0
4t)	Ingram, Bal.	2	0	0.0	0	0
4t)	Mayfield, Cle.	2	0	0.0	0	0
4t)	Roethlisberger, Pit.	2	0	0.0	0	0
4t)	Watson, Hou.	2	0	0.0	0	0

AFC / DEFENSIVE FUMBLE RECOVERIES

Rank	Player, Team	Ret	Yards	Avg	Long	TD
1t)	Clark, Bal.	2	66	33.0	65t	1
1t)	*Queen, Bal.	2	53	26.5	53t	1
1t)	Vigil, LA-C	2	44	22.0	44	0
1t)	Van Noy, Mia.	2	28	14.0	28	0
1t)	Fort, Bal.	2	24	12.0	22t	1
1t)	Norman, Buf.	2	7	3.5	7	0
1t)	Garrett, Cle.	2	0	0.0	0	0
1t)	J. Jackson, N.E.	2	0	0.0	0	0
1t)	Niemann, K.C.	2	0	0.0	0	0
1t)	Simmons, Ten.	2	0	0.0	0	0
1t)	White, Buf.	2	-1	-0.5	0	0
1t)	Peters, Bal.	2	-3	-1.5	0	0

WEEK 10 / THROUGH MONDAY, NOVEMBER 16, 2020

NFC / LEADING PASSERS

Player, Team	Att	Comp	Pct		Avg		Pct			Pct Rating	
			Comp	Yds	Gain	TD	TD	Long	Int	Int	Points
Rodgers, G.B.	314	213	67.8	2578	8.21	26	8.3	78t	3	1.0	116.4
Wilson, Sea.	334	233	69.8	2789	8.35	28	8.4	62	10	3.0	110.5
Brees, N.O.	298	219	73.5	2196	7.37	18	6.0	52t	3	1.0	110.0
Prescott, Dal.	222	151	68.0	1856	8.36	9	4.1	58	4	1.8	99.6
Brady, T.B.	385	254	66.0	2739	7.11	23	6.0	50	7	1.8	99.0
Ryan, Atl.	351	236	67.2	2746	7.82	15	4.3	63	5	1.4	99.0
Bridgewater, Car.	330	238	72.1	2552	7.73	13	3.9	75t	7	2.1	98.7
K. Murray, Ariz	311	212	68.2	2375	7.64	17	5.5	80t	8	2.6	98.2
Cousins, Min.	245	162	66.1	2147	8.76	17	6.9	71t	11	4.5	98.1
Stafford, Det.	311	198	63.7	2403	7.73	17	5.5	73	7	2.3	96.2
Goff, LA-R	321	213	66.4	2447	7.62	13	4.0	56t	6	1.9	94.9
Garoppolo, S.F.	140	94	67.1	1096	7.83	7	5.0	76t	5	3.6	92.4
Mullens, S.F.	171	115	67.3	1390	8.13	6	3.5	47	6	3.5	89.1
Foles, Chi.	311	202	65.0	1852	5.95	10	3.2	50	8	2.6	81.0
Haskins, Was.	146	89	61.0	939	6.43	4	2.7	40	3	2.1	80.3
Jones, NY-G	334	212	63.5	2122	6.35	8	2.4	50	9	2.7	78.2
Wentz, Phi.	342	199	58.2	2091	6.11	12	3.5	59	12	3.5	73.1

NFC / LEADING PASSERS, RANKS

Player, Team	Att	Comp	Pct		Avg		Pct			Pct Rating	
			Comp	Yds	Gain	TD	TD	Long	Int	Int	Points
Rodgers, G.B.	8	6t	6	4	4	2	2		1t	1	1
Wilson, Sea.	4t	4	3	1	3	1	1		15	13	2
Brees, N.O.	12	5	1	9	12	4	4		1t	2	3
Prescott, Dal.	14	14	5	13	2	13	10		4	4	4
Brady, T.B.	1	1	12	3	13	3	5		9t	5	5
Ryan, Atl.	2	3	8	2	7	8	9		5t	3	6
Bridgewater, Car.	6	2	2	5	8	9t	12		9t	8	7
K. Murray, Ariz	9t	8t	4	8	10	5t	6t		12t	10t	8
Cousins, Min.	13	13	11	10	1	5t	3		16	17	9
Stafford, Det.	9t	12	14	7	9	5t	6t		9t	9	10
Goff, LA-R	7	6t	10	6	11	9t	11		7t	6	11
Garoppolo, S.F.	17	16	9	16	6	15	8		5t	16	12
Mullens, S.F.	15	15	7	15	5	16t	13t		7t	14t	13
Foles, Chi.	9t	10	13	14	17	12	15		12t	10t	14
Haskins, Was.	16	17	16	17	14	18t	16		1t	7	15
Jones, NY-G	4t	8t	15	11	15	14	17		14	12	16
Wentz, Phi.	3	11	17	12	16	11	13t		17	14t	17

WEEK 10 / THROUGH MONDAY, NOVEMBER 16, 2020**NFC / FOURTH-QUARTER PASSING LEADERS**

Rank	Player, Team	Att	Comp	Comp%	Yards	YPA	TD	TD%	Int	Int%	Rating
1)	Cousins, Min.	60	45	75.0	585	9.75	7	11.7	1	1.7	137.2
2)	Goff, LA-R	67	49	73.1	600	8.96	6	9.0	0	0.0	130.2
3)	Brady, T.B.	72	49	68.1	621	8.63	6	8.3	0	0.0	122.5
4)	Rodgers, G.B.	59	44	74.6	492	8.34	4	6.8	0	0.0	121.6
5)	Brees, N.O.	64	50	78.1	503	7.86	4	6.3	0	0.0	120.2
6)	Mullens, S.F.	69	48	69.6	629	9.12	4	5.8	2	2.9	105.3
7)	K. Allen, Was.	23	16	69.6	135	5.87	1	4.3	0	0.0	99.0
8)	K. Murray, Ariz	53	31	58.5	463	8.74	4	7.5	2	3.8	96.7
9)	Wilson, Sea.	91	56	61.5	725	7.97	7	7.7	4	4.4	93.9
10)	Prescott, Dal.	88	57	64.8	631	7.17	4	4.5	2	2.3	91.6
11)	Foles, Chi.	123	77	62.6	697	5.67	7	5.7	2	1.6	90.1
12)	Ryan, Atl.	99	65	65.7	757	7.65	4	4.0	3	3.0	89.5
13)	Bridgewater, Car.	88	65	73.9	762	8.66	1	1.1	3	3.4	89.3
14)	Haskins, Was.	32	20	62.5	276	8.63	1	3.1	1	3.1	87.5
15)	Stafford, Det.	90	55	61.1	696	7.73	3	3.3	2	2.2	87.1
16)	Dalton, Dal.	26	18	69.2	180	6.92	1	3.8	1	3.8	85.4
17)	Wentz, Phi.	90	48	53.3	483	5.37	6	6.7	2	2.2	81.9
18)	Beathard, S.F.	28	18	64.3	169	6.04	0	0.0	0	0.0	80.8
19)	Jones, NY-G	115	67	58.3	632	5.50	3	2.6	2	1.7	75.0
20)	Smith, Was.	47	25	53.2	300	6.38	1	2.1	2	4.3	62.4

NFC / THIRD-DOWN PASSING LEADERS

Rank	Player, Team	Att	Comp	Comp%	Yards	YPA	TD	TD%	Int	Int%	Rating
1)	Rodgers, G.B.	89	58	65.2	877	9.85	8	9.0	3	3.4	113.4
2)	Brees, N.O.	75	57	76.0	549	7.32	5	6.7	1	1.3	112.6
3)	Brady, T.B.	104	65	62.5	679	6.53	9	8.7	0	0.0	110.2
4)	Cousins, Min.	63	45	71.4	610	9.68	4	6.3	2	3.2	109.9
5)	Ryan, Atl.	79	52	65.8	592	7.49	6	7.6	1	1.3	108.2
6)	Stafford, Det.	79	48	60.8	732	9.27	4	5.1	3	3.8	92.4
7)	Jones, NY-G	92	63	68.5	584	6.35	4	4.3	2	2.2	91.0
8)	Bridgewater, Car.	80	57	71.3	639	7.99	1	1.3	2	2.5	88.5
9)	Goff, LA-R	85	53	62.4	716	8.42	3	3.5	3	3.5	86.2
10)	Wentz, Phi.	79	43	54.4	515	6.52	3	3.8	2	2.5	76.7
11)	Foles, Chi.	81	42	51.9	356	4.40	4	4.9	2	2.5	69.8
12)	K. Murray, Ariz	72	40	55.6	486	6.75	3	4.2	4	5.6	67.2
13)	Wilson, Sea.	65	34	52.3	362	5.57	3	4.6	5	7.7	52.2

WEEK 10 / THROUGH MONDAY, NOVEMBER 16, 2020

NFC / LEADING RUSHERS

Rank	Player, Team	Att	Yards	Avg	Long	TD
1)	Cook, Min.	174	954	5.5	70t	12
2)	Jones, T.B.	143	730	5.1	98t	5
3)	Drake, Ariz	135	612	4.5	69t	4
4)	K. Murray, Ariz (QB)	87	604	6.9	48	10
5)	Gurley, Atl.	159	584	3.7	35t	9
6)	Elliott, Dal.	150	572	3.8	24	5
7)	Sanders, Phi.	86	519	6.0	74t	3
8)	A. Jones, G.B.	103	493	4.8	75t	5
9t)	Henderson, LA-R	102	486	4.8	40	4
9t)	Kamara, N.O.	104	486	4.7	49	7
11)	Montgomery, Chi.	131	472	3.6	38	1
12)	*A. Gibson, Was.	103	436	4.2	40	7
13)	Davis, Car.	92	385	4.2	25	2
14)	Jones, NY-G (QB)	49	384	7.8	80	1
15)	Murray, N.O.	90	378	4.2	25	2
16)	Peterson, Det.	97	371	3.8	27	2
17)	Brown, LA-R	81	347	4.3	19	5
18)	*Swift, Det.	70	331	4.7	54	4
19)	Mattison, Min.	71	326	4.6	25	1
20)	Wilson, Sea. (QB)	45	325	7.2	34	1
21)	J. Williams, G.B.	76	324	4.3	25	1
22)	Carson, Sea.	66	323	4.9	29t	3
23)	Mostert, S.F.	51	303	5.9	80t	1
24)	Edmonds, Ariz	62	302	4.9	32	1
25)	McKinnon, S.F.	77	294	3.8	55	5
26)	Gallman, NY-G	69	275	4.0	26	5
27)	Scott, Phi.	51	246	4.8	56t	1
28)	Fournette, T.B.	59	244	4.1	46t	2
29)	Hill, Atl.	56	243	4.3	35t	1
30)	McCaffrey, Car.	59	225	3.8	15	5
31t)	Pollard, Dal.	47	206	4.4	20	1
31t)	Wentz, Phi. (QB)	41	206	5.0	40	5
33)	Bridgewater, Car. (QB)	35	196	5.6	18t	3
34t)	*Akers, LA-R	45	186	4.1	46	0
34t)	T. Hill, N.O. (QB)	34	186	5.5	23	1
36)	McKissic, Was.	43	174	4.0	14	1
37)	Freeman, NY-G	54	172	3.2	14	1
38)	Wilson, S.F.	38	163	4.3	17	4
39)	*Hasty, S.F.	39	148	3.8	20	1
40)	Morris, NY-G	25	129	5.2	20	0
41)	Hyde, Sea.	31	125	4.0	24t	2
42)	Patterson, Chi. (WR)	41	118	2.9	13	0
43)	K. Johnson, Det.	30	112	3.7	14	1
44)	Woods, LA-R (WR)	17	111	6.5	25	2
45)	Samuel, Car. (WR)	25	108	4.3	17	2
46)	*Dillon, G.B.	23	97	4.2	20	0
47)	Prescott, Dal. (QB)	18	93	5.2	12	3
48)	Trubisky, Chi. (QB)	9	90	10.0	45	0
49t)	Barber, Was.	40	88	2.2	11	2
49t)	*Dallas, Sea.	29	88	3.0	10	2
49t)	Homer, Sea.	25	88	3.5	12	0

WEEK 10 / THROUGH MONDAY, NOVEMBER 16, 2020

NFC / THIRD-AND-ONE RUSHING LEADERS

Rank	Player, Team	Att	FD	Pct
1t)	Jones, T.B.	6	6	100.0
1t)	Murray, N.O.	5	5	100.0
1t)	Armah, Car.	3	3	100.0
1t)	Brees, N.O.	3	3	100.0
1t)	Kamara, N.O.	3	3	100.0
1t)	McKinnon, S.F.	3	3	100.0
1t)	Montgomery, Chi.	3	3	100.0
8)	Drake, Ariz	6	5	83.3
9t)	Brown, LA-R	5	4	80.0
9t)	Wentz, Phi.	5	4	80.0
11t)	Elliott, Dal.	8	6	75.0
11t)	Gurley, Atl.	4	3	75.0
11t)	J. Williams, G.B.	4	3	75.0
14)	Peterson, Det.	5	3	60.0
15)	Cook, Min.	7	4	57.1

WEEK 10 / THROUGH MONDAY, NOVEMBER 16, 2020

NFC / LEADERS IN RECEPTIONS

Rank	Player, Team	Rec	Yards	Avg	Long	TD
1t)	Hopkins, Ariz	67	861	12.9	60	4
1t)	Kamara, N.O. (RB)	67	648	9.7	52t	4
3)	Anderson, Car.	64	772	12.1	75t	1
4)	Robinson, Chi.	63	755	12.0	42	3
5)	D. Adams, G.B.	61	741	12.1	49	9
6)	Cooper, Dal.	59	655	11.1	58	2
7)	Lockett, Sea.	58	681	11.7	47t	7
8)	McLaurin, Was.	57	787	13.8	68t	3
9)	Kupp, LA-R	53	577	10.9	55t	2
10)	Davis, Car. (RB)	47	290	6.2	23	2
11)	Metcalfe, Sea.	45	816	18.1	62	8
12)	*Lamb, Dal.	44	595	13.5	43t	3
13t)	Ridley, Atl.	43	657	15.3	63	6
13t)	J. Jones, Atl.	43	638	14.8	44	3
15t)	*Jefferson, Min.	42	762	18.1	71t	3
15t)	Woods, LA-R	42	469	11.2	56t	4
17t)	Thielen, Min.	41	523	12.8	39	9
17t)	Samuel, Car.	41	375	9.1	29t	2
17t)	McKissic, Was. (RB)	41	291	7.1	26	0
20)	M. Evans, T.B.	40	514	12.9	50	8
21)	Moore, Car.	39	736	18.9	74t	4
22t)	D. Slayton, NY-G	38	584	15.4	41t	3
22t)	Engram, NY-G (TE)	38	347	9.1	30	1
24t)	Kittle, S.F. (TE)	37	474	12.8	44t	2
24t)	Hurst, Atl. (TE)	37	411	11.1	42t	3
24t)	Ward, Phi.	37	282	7.6	29t	3
27t)	Hockenson, Det. (TE)	36	373	10.4	29	5
27t)	Elliott, Dal. (RB)	36	238	6.6	19t	1
29t)	*Aiyuk, S.F.	35	446	12.7	35	3
29t)	Schultz, Dal. (TE)	35	383	10.9	28	2
29t)	Gage, Atl.	35	379	10.8	27	1
29t)	Graham, Chi. (TE)	35	302	8.6	29	5
29t)	Fitzgerald, Ariz	35	274	7.8	17	0
34t)	Godwin, T.B.	34	412	12.1	31	2
34t)	A. Miller, Chi.	34	349	10.3	34	2
34t)	Shepard, NY-G	34	295	8.7	29	1
37t)	M. Jones, Det.	33	404	12.2	27t	5
37t)	*Mooney, Chi.	33	351	10.6	50	2
39)	Edmonds, Ariz (RB)	32	261	8.2	30	2
40t)	Sanders, N.O.	31	347	11.2	25	3
40t)	*Swift, Det. (RB)	31	275	8.9	26	2
42t)	Fulgham, Phi.	30	443	14.8	42t	4
42t)	Reynolds, LA-R	30	416	13.9	40t	2
42t)	Montgomery, Chi. (RB)	30	212	7.1	28t	1
45t)	Gallup, Dal.	29	468	16.1	52	1
45t)	Bourne, S.F.	29	378	13.0	25	1
45t)	Gronkowski, T.B. (TE)	29	374	12.9	44	4
48t)	Amendola, Det.	28	411	14.7	50	0
48t)	L. Thomas, Was. (TE)	28	302	10.8	29	3
48t)	A. Jones, G.B. (RB)	28	231	8.3	30	2

WEEK 10 / THROUGH MONDAY, NOVEMBER 16, 2020

NFC / RECEIVING YARDAGE LEADERS

Rank	Player, Team	Yards	Rec	Avg	Long	TD
1)	Hopkins, Ariz	861	67	12.9	60	4
2)	Metcalf, Sea.	816	45	18.1	62	8
3)	McLaurin, Was.	787	57	13.8	68t	3
4)	Anderson, Car.	772	64	12.1	75t	1
5)	*Jefferson, Min.	762	42	18.1	71t	3
6)	Robinson, Chi.	755	63	12.0	42	3
7)	D. Adams, G.B.	741	61	12.1	49	9
8)	Moore, Car.	736	39	18.9	74t	4
9)	Lockett, Sea.	681	58	11.7	47t	7
10)	Ridley, Atl.	657	43	15.3	63	6
11)	Cooper, Dal.	655	59	11.1	58	2
12)	Kamara, N.O. (RB)	648	67	9.7	52t	4
13)	J. Jones, Atl.	638	43	14.8	44	3
14)	*Lamb, Dal.	595	44	13.5	43t	3
15)	D. Slayton, NY-G	584	38	15.4	41t	3
16)	Kupp, LA-R	577	53	10.9	55t	2
17)	Thielen, Min.	523	41	12.8	39	9
18)	M. Evans, T.B.	514	40	12.9	50	8
19)	Kittle, S.F. (TE)	474	37	12.8	44t	2
20)	Woods, LA-R	469	42	11.2	56t	4
21)	Gallup, Dal.	468	29	16.1	52	1
22)	Valdes-Scantling, G.B.	463	22	21.0	78t	4
23)	*Aiyuk, S.F.	446	35	12.7	35	3
24)	Fulgham, Phi.	443	30	14.8	42t	4
25)	Kirk, Ariz	427	27	15.8	80t	6
26)	Reynolds, LA-R	416	30	13.9	40t	2
27)	S. Miller, T.B.	414	27	15.3	47	2
28)	Godwin, T.B.	412	34	12.1	31	2
29t)	Amendola, Det.	411	28	14.7	50	0
29t)	Hurst, Atl. (TE)	411	37	11.1	42t	3
31)	M. Jones, Det.	404	33	12.2	27t	5
32)	Schultz, Dal. (TE)	383	35	10.9	28	2
33)	Gage, Atl.	379	35	10.8	27	1
34)	Bourne, S.F.	378	29	13.0	25	1
35)	Samuel, Car.	375	41	9.1	29t	2
36)	Gronkowski, T.B. (TE)	374	29	12.9	44	4
37)	Hockenson, Det. (TE)	373	36	10.4	29	5
38)	*Mooney, Chi.	351	33	10.6	50	2
39)	A. Miller, Chi.	349	34	10.3	34	2
40t)	Engram, NY-G (TE)	347	38	9.1	30	1
40t)	Sanders, N.O.	347	31	11.2	25	3
40t)	Tonyan, G.B. (TE)	347	27	12.9	45	5
43)	Golladay, Det.	338	20	16.9	48	2
44)	Dav. Moore, Sea.	332	22	15.1	57	4
45)	Smith, N.O.	305	26	11.7	29	3
46t)	Graham, Chi. (TE)	302	35	8.6	29	5
46t)	L. Thomas, Was. (TE)	302	28	10.8	29	3
48)	Higbee, LA-R (TE)	296	23	12.9	39	3
49)	Shepard, NY-G	295	34	8.7	29	1
50)	McKissic, Was. (RB)	291	41	7.1	26	0

WEEK 10 / THROUGH MONDAY, NOVEMBER 16, 2020

NFC / THIRD-DOWN RECEIVING LEADERS

Rank	Player, Team	Rec	Yards	Avg	Long	TD
1)	D. Adams, G.B.	20	289	14.5	49	3
2)	Samuel, Car.	19	216	11.4	24	0
3)	*Lamb, Dal.	17	220	12.9	37	1
4t)	*Jefferson, Min.	14	258	18.4	54	0
4t)	Gage, Atl.	14	161	11.5	27	0
4t)	Ward, Phi.	14	130	9.3	29t	1
7t)	Ridley, Atl.	13	160	12.3	27	3
7t)	A. Miller, Chi.	13	136	10.5	28t	1
7t)	Kamara, N.O. (RB)	13	104	8.0	21	1
7t)	Engram, NY-G (TE)	13	98	7.5	22	0
11t)	Kupp, LA-R	12	216	18.0	55t	1
11t)	Hopkins, Ariz	12	215	17.9	60	2
11t)	Smith, N.O.	12	162	13.5	29	1
11t)	McLaurin, Was.	12	154	12.8	33	0
11t)	McKissic, Was. (RB)	12	92	7.7	26	0
16t)	Amendola, Det.	11	220	20.0	50	0
16t)	Moore, Car.	11	203	18.5	57t	1
16t)	Tate, NY-G	11	114	10.4	21	0
16t)	M. Evans, T.B.	11	105	9.5	22	3
16t)	Fitzgerald, Ariz	11	81	7.4	11	0
16t)	Shepard, NY-G	11	71	6.5	21	1
22t)	Godwin, T.B.	10	130	13.0	31	1
22t)	Thielen, Min.	10	122	12.2	35	2
22t)	Woods, LA-R	10	119	11.9	31	1
22t)	Anderson, Car.	10	79	7.9	20	0
26t)	Fulgham, Phi.	9	112	12.4	31	2
26t)	Bourne, S.F.	9	101	11.2	20	0
26t)	Sanders, N.O.	9	95	10.6	25	1
26t)	Hockenson, Det. (TE)	9	90	10.0	15	0
26t)	D. Lewis, NY-G (RB)	9	66	7.3	17	1
31t)	Valdes-Scantling, G.B.	8	159	19.9	41	1
31t)	Kittle, S.F. (TE)	8	124	15.5	38	1
31t)	Reynolds, LA-R	8	108	13.5	21	0
31t)	Cook, N.O. (TE)	8	107	13.4	41t	2
31t)	*Aiyuk, S.F.	8	93	11.6	35	2
31t)	Cooper, Dal.	8	70	8.8	32	1
31t)	Reed, S.F. (TE)	8	65	8.1	18t	2
31t)	Patterson, Chi.	8	47	5.9	9	0
39t)	Golladay, Det.	7	124	17.7	36	1
39t)	D. Slayton, NY-G	7	120	17.1	39	2
39t)	Cook, Min. (RB)	7	109	15.6	50t	1
39t)	Tonyan, G.B. (TE)	7	108	15.4	23	2
39t)	Zaccheaus, Atl.	7	98	14.0	51t	1
39t)	Metcalfe, Sea.	7	85	12.1	29t	1
39t)	Schultz, Dal. (TE)	7	82	11.7	28	0
39t)	Everett, LA-R (TE)	7	81	11.6	23	0
39t)	Robinson, Chi.	7	78	11.1	23	0
39t)	Gronkowski, T.B. (TE)	7	76	10.9	22	1
39t)	Graham, Chi. (TE)	7	72	10.3	29	2
39t)	L. Thomas, Was. (TE)	7	68	9.7	15t	2
39t)	Inman, Was.	7	58	8.3	14	1
39t)	Ertz, Phi. (TE)	7	56	8.0	11	0
39t)	McCoy, T.B. (RB)	7	53	7.6	15	0
39t)	Brown, LA-R (RB)	7	46	6.6	11	0
39t)	McKinnon, S.F. (RB)	7	35	5.0	10	1

WEEK 10 / THROUGH MONDAY, NOVEMBER 16, 2020

NFC / LEADING SCORERS, NONKICKERS

Rank	Player, Team	TD	Rush	Rec	Ret	X2	Pts
1)	Cook, Min. (RB)	13	12	1	0	3	84
2)	Kamara, N.O. (RB)	11	7	4	0	0	66
3)	K. Murray, Ariz (QB)	10	10	0	0	0	60
4)	Thielen, Min. (WR)	9	0	9	0	1	56
5t)	D. Adams, G.B. (WR)	9	0	9	0	0	54
5t)	Gurley, Atl. (RB)	9	9	0	0	0	54
7t)	M. Evans, T.B. (WR)	8	0	8	0	0	48
7t)	Metcalf, Sea. (WR)	8	0	8	0	0	48
9t)	*A. Gibson, Was. (RB)	7	7	0	0	0	42
9t)	A. Jones, G.B. (RB)	7	5	2	0	0	42
9t)	Lockett, Sea. (WR)	7	0	7	0	0	42
12t)	Elliott, Dal. (RB)	6	5	1	0	1	38
12t)	Ridley, Atl. (WR)	6	0	6	0	1	38
14t)	Carson, Sea. (RB)	6	3	3	0	0	36
14t)	Kirk, Ariz (WR)	6	0	6	0	0	36
14t)	McCaffrey, Car. (RB)	6	5	1	0	0	36
14t)	McKinnon, S.F. (RB)	6	5	1	0	0	36
14t)	*Swift, Det. (RB)	6	4	2	0	0	36
14t)	Woods, LA-R (WR)	6	2	4	0	0	36
20)	Hockenson, Det. (TE)	5	0	5	0	1	32
21t)	*Aiyuk, S.F. (WR)	5	2	3	0	0	30
21t)	Brown, LA-R (RB)	5	5	0	0	0	30
21t)	Gallman, NY-G (RB)	5	5	0	0	0	30
21t)	Graham, Chi. (TE)	5	0	5	0	0	30
21t)	Henderson, LA-R (RB)	5	4	1	0	0	30
21t)	M. Jones, Det. (WR)	5	0	5	0	0	30
21t)	Jones, T.B. (RB)	5	5	0	0	0	30
21t)	Tonyan, G.B. (TE)	5	0	5	0	0	30
21t)	Wentz, Phi. (QB)	5	5	0	0	0	30
21t)	Wilson, S.F. (RB)	5	4	1	0	0	30
31)	Prescott, Dal. (QB)	4	3	1	0	1	26
32t)	Cook, N.O. (TE)	4	0	4	0	0	24
32t)	Davis, Car. (RB)	4	2	2	0	0	24
32t)	Drake, Ariz (RB)	4	4	0	0	0	24
32t)	Fulgham, Phi. (WR)	4	0	4	0	0	24
32t)	Gronkowski, T.B. (TE)	4	0	4	0	0	24
32t)	Hopkins, Ariz (WR)	4	0	4	0	0	24
32t)	Dav. Moore, Sea. (WR)	4	0	4	0	0	24
32t)	Moore, Car. (WR)	4	0	4	0	0	24
32t)	Samuel, Car. (WR)	4	2	2	0	0	24
32t)	Valdes-Scantling, G.B. (WR)	4	0	4	0	0	24
42t)	Higbee, LA-R (TE)	3	0	3	0	1	20
42t)	*Jefferson, Min. (WR)	3	0	3	0	1	20
42t)	Sanders, Phi. (RB)	3	3	0	0	1	20
42t)	Ward, Phi. (WR)	3	0	3	0	1	20
46t)	Brady, T.B. (QB)	3	3	0	0	0	18
46t)	Bridgewater, Car. (QB)	3	3	0	0	0	18
46t)	*Dallas, Sea. (RB)	3	2	1	0	0	18
46t)	Edmonds, Ariz (RB)	3	1	2	0	0	18
46t)	Hurst, Atl. (TE)	3	0	3	0	0	18
46t)	J. Jones, Atl. (WR)	3	0	3	0	0	18
46t)	*Lamb, Dal. (WR)	3	0	3	0	0	18
46t)	McLaurin, Was. (WR)	3	0	3	0	0	18
46t)	Robinson, Chi. (WR)	3	0	3	0	0	18
46t)	Sanders, N.O. (WR)	3	0	3	0	0	18
46t)	D. Slayton, NY-G (WR)	3	0	3	0	0	18
46t)	Smith, N.O. (WR)	3	0	3	0	0	18
46t)	L. Thomas, Was. (TE)	3	0	3	0	0	18

WEEK 10 / THROUGH MONDAY, NOVEMBER 16, 2020**NFC / LEADING SCORERS, KICKERS**

Rank	Player, Team	PAT	FG	Pct	Long	Pts
1)	Succop, T.B.	30/32	20/22	.909	50	90
2)	Lutz, N.O.	31/31	18/19	.947	53	85
3t)	Koo, Atl.	18/21	21/22	.955	54	81
3t)	Slye, Car.	21/23	20/25	.800	48	81
5)	Gano, NY-G	16/16	21/22	.955	55	79
6)	Prater, Det.	24/24	17/23	.739	59	75
7)	Z. Gonzalez, Ariz	29/30	15/19	.789	56	74
8)	Santos, Chi.	18/18	17/19	.895	55	69
9)	Crosby, G.B.	31/32	12/12	1.000	53	67
10)	Zuerlein, Dal.	15/17	17/20	.850	59	66
11t)	Gould, S.F.	25/26	13/14	.929	52	64
11t)	Myers, Sea.	34/35	10/10	1.000	61	64
13)	Hopkins, Was.	16/17	12/17	.706	48	52
14)	Bailey, Min.	20/21	8/10	.800	52	44
15)	*Sloman, LA-R	18/21	8/11	.727	42	42
16)	Elliott, Phi.	12/12	9/13	.692	54	39
17)	Forbath, Car.-Chi.-LA-R	4/ 5	2/ 3	.667	23	10
18)	Fry, Atl.	1/ 2	1/ 1	1.000	23	4

NFC / TOUCHBACKS ON KICKOFFS

Rank	Player, Team	TB
1)	Pinion, T.B.	52
2)	Slye, Car.	45
3)	Lutz, N.O.	36
4)	Myers, Sea.	35
5)	Hopkins, Was.	32
6)	Zuerlein, Dal.	31
7)	Crosby, G.B.	30
8t)	Elliott, Phi.	29
8t)	Z. Gonzalez, Ariz	29
10)	Bailey, Min.	28
11)	Santos, Chi.	25
12t)	Gano, NY-G	23
12t)	Wishnowsky, S.F.	23
14)	*Sloman, LA-R	22
15)	Koo, Atl.	20
16)	Fox, Det.	13
17t)	Forbath, Car.-Chi.-LA-R	4
17t)	J. Scott, G.B.	4
19t)	Fry, Atl.	2
19t)	*Hofrichter, Atl.	2
21)	Gould, S.F.	1

WEEK 10 / THROUGH MONDAY, NOVEMBER 16, 2020

NFC / MOST YARDS FROM SCRIMMAGE

Rank	Player, Team	Yards	Total			Rushing			Receiving		
			Att+Rec	Avg	Yards	Att	Avg	Yards	Rec	Avg	
1)	Cook, Min. (RB)	1143	194	5.9	954	174	5.5	189	20	9.5	
2)	Kamara, N.O. (RB)	1134	171	6.6	486	104	4.7	648	67	9.7	
3)	Hopkins, Ariz (WR)	861	67	12.9	0	0	---	861	67	12.9	
4)	Jones, T.B. (RB)	854	169	5.1	730	143	5.1	124	26	4.8	
5)	McLaurin, Was. (WR)	817	59	13.8	30	2	15.0	787	57	13.8	
6)	Metcalfe, Sea. (WR)	816	45	18.1	0	0	---	816	45	18.1	
7)	Elliott, Dal. (RB)	810	186	4.4	572	150	3.8	238	36	6.6	
8)	Anderson, Car. (WR)	775	65	11.9	3	1	3.0	772	64	12.1	
9)	*Jefferson, Min. (WR)	762	42	18.1	0	0	---	762	42	18.1	
10)	Robinson, Chi. (WR)	754	64	11.8	-1	1	-1.0	755	63	12.0	
11)	D. Adams, G.B. (WR)	741	61	12.1	0	0	---	741	61	12.1	
12)	Moore, Car. (WR)	736	39	18.9	0	0	---	736	39	18.9	
13)	A. Jones, G.B. (RB)	724	131	5.5	493	103	4.8	231	28	8.3	
14)	Montgomery, Chi. (RB)	684	161	4.2	472	131	3.6	212	30	7.1	
15)	Lockett, Sea. (WR)	681	58	11.7	0	0	---	681	58	11.7	
16)	Davis, Car. (RB)	675	139	4.9	385	92	4.2	290	47	6.2	
17)	Ridley, Atl. (WR)	671	46	14.6	14	3	4.7	657	43	15.3	
18)	Cooper, Dal. (WR)	666	62	10.7	11	3	3.7	655	59	11.1	
19)	Gurley, Atl. (RB)	663	174	3.8	584	159	3.7	79	15	5.3	
20)	Drake, Ariz (RB)	650	143	4.5	612	135	4.5	38	8	4.8	
21t)	*A. Gibson, Was. (RB)	638	129	4.9	436	103	4.2	202	26	7.8	
21t)	J. Jones, Atl. (WR)	638	43	14.8	0	0	---	638	43	14.8	
23)	*Lamb, Dal. (WR)	628	49	12.8	33	5	6.6	595	44	13.5	
24)	Sanders, Phi. (RB)	620	100	6.2	519	86	6.0	101	14	7.2	
25)	Henderson, LA-R (RB)	611	113	5.4	486	102	4.8	125	11	11.4	
26)	Kupp, LA-R (WR)	610	57	10.7	33	4	8.3	577	53	10.9	
27)	*Swift, Det. (RB)	606	101	6.0	331	70	4.7	275	31	8.9	
28)	K. Murray, Ariz (QB)	604	87	6.9	604	87	6.9	0	0	---	
29)	D. Slayton, NY-G (WR)	583	40	14.6	-1	2	-0.5	584	38	15.4	
30)	Woods, LA-R (WR)	580	59	9.8	111	17	6.5	469	42	11.2	
31)	Edmonds, Ariz (RB)	563	94	6.0	302	62	4.9	261	32	8.2	
32)	Thielen, Min. (WR)	538	44	12.2	15	3	5.0	523	41	12.8	
33)	J. Williams, G.B. (RB)	532	102	5.2	324	76	4.3	208	26	8.0	
34)	M. Evans, T.B. (WR)	514	40	12.9	0	0	---	514	40	12.9	
35)	*Aiyuk, S.F. (WR)	507	40	12.7	61	5	12.2	446	35	12.7	
36)	Kittle, S.F. (TE)	491	39	12.6	17	2	8.5	474	37	12.8	
37)	Samuel, Car. (WR)	483	66	7.3	108	25	4.3	375	41	9.1	
38)	McKinnon, S.F. (RB)	480	102	4.7	294	77	3.8	186	25	7.4	
39)	Valdes-Scantling, G.B. (WR)	476	24	19.8	13	2	6.5	463	22	21.0	
40)	Murray, N.O. (RB)	472	102	4.6	378	90	4.2	94	12	7.8	
41)	Carson, Sea. (RB)	470	88	5.3	323	66	4.9	147	22	6.7	
42)	Gallup, Dal. (WR)	468	29	16.1	0	0	---	468	29	16.1	
43)	McKissic, Was. (RB)	465	84	5.5	174	43	4.0	291	41	7.1	
44)	Mostert, S.F. (RB)	453	62	7.3	303	51	5.9	150	11	13.6	
45)	Peterson, Det. (RB)	449	108	4.2	371	97	3.8	78	11	7.1	
46)	Brown, LA-R (RB)	444	97	4.6	347	81	4.3	97	16	6.1	
47)	Fulgham, Phi. (WR)	443	30	14.8	0	0	---	443	30	14.8	
48)	Kirk, Ariz (WR)	430	28	15.4	3	1	3.0	427	27	15.8	
49)	S. Miller, T.B. (WR)	428	30	14.3	14	3	4.7	414	27	15.3	
50)	Reynolds, LA-R (WR)	416	30	13.9	0	0	---	416	30	13.9	

WEEK 10 / THROUGH MONDAY, NOVEMBER 16, 2020**NFC / LEADERS IN FIRST DOWNS**

Rank	Player, Team	Rush	Rec	Tot
1)	Kamara, N.O. (RB)	32	29	61
2)	Cook, Min. (RB)	51	9	60
3)	Elliott, Dal. (RB)	39	14	53
4t)	Henderson, LA-R (RB)	35	7	42
4t)	Hopkins, Ariz (WR)	0	42	42
6t)	D. Adams, G.B. (WR)	0	39	39
6t)	McLaurin, Was. (WR)	2	37	39
6t)	K. Murray, Ariz (QB)	39	0	39
9t)	Gurley, Atl. (RB)	35	3	38
9t)	Jones, T.B. (RB)	37	1	38
9t)	Montgomery, Chi. (RB)	27	11	38
12)	Robinson, Chi. (WR)	0	36	36
13t)	Anderson, Car. (WR)	0	35	35
13t)	Metcalfe, Sea. (WR)	0	35	35
13t)	Ridley, Atl. (WR)	1	34	35
16t)	Cooper, Dal. (WR)	0	34	34
16t)	Davis, Car. (RB)	20	14	34
16t)	Drake, Ariz (RB)	34	0	34
16t)	Lockett, Sea. (WR)	0	34	34
20t)	A. Jones, G.B. (RB)	22	11	33
20t)	Moore, Car. (WR)	0	33	33
22)	M. Evans, T.B. (WR)	0	32	32
23t)	Brown, LA-R (RB)	24	7	31
23t)	*A. Gibson, Was. (RB)	23	8	31
25t)	Edmonds, Ariz (RB)	15	15	30
25t)	*Lamb, Dal. (WR)	1	29	30
25t)	D. Slayton, NY-G (WR)	0	30	30
25t)	*Swift, Det. (RB)	19	11	30
29t)	Carson, Sea. (RB)	20	9	29
29t)	*Jefferson, Min. (WR)	0	29	29
29t)	J. Jones, Atl. (WR)	0	29	29
29t)	Sanders, Phi. (RB)	25	4	29
29t)	Thielen, Min. (WR)	0	29	29
29t)	Woods, LA-R (WR)	7	22	29
35)	Kupp, LA-R (WR)	3	25	28
36t)	*Aiyuk, S.F. (WR)	2	25	27
36t)	McKissic, Was. (RB)	13	14	27
36t)	Murray, N.O. (RB)	23	4	27
39t)	Kittle, S.F. (TE)	1	25	26
39t)	Samuel, Car. (WR)	6	20	26
41t)	Gage, Atl. (WR)	0	25	25
41t)	McKinnon, S.F. (RB)	16	9	25
41t)	J. Williams, G.B. (RB)	16	9	25
44t)	Hockenson, Det. (TE)	0	23	23
44t)	Hurst, Atl. (TE)	0	23	23
44t)	M. Jones, Det. (WR)	0	23	23
44t)	Peterson, Det. (RB)	20	3	23
48t)	Engram, NY-G (TE)	1	21	22
48t)	Fulgham, Phi. (WR)	0	22	22
48t)	Gallup, Dal. (WR)	0	22	22
48t)	Graham, Chi. (TE)	0	22	22
48t)	McCaffrey, Car. (RB)	14	8	22
48t)	Reynolds, LA-R (WR)	0	22	22

WEEK 10 / THROUGH MONDAY, NOVEMBER 16, 2020**NFC / LEADING PUNTERS**

Rank	Player, Team	No	Yards	Lg	Avg	TB	Blk	Dwn	OB	Opp Ret	In	Net
1)	Fox, Det.	33	1721	67	52.2	5	0	7	3	9	48	13 47.7
2)	M. Dickson, Sea.	33	1661	67	50.3	4	0	7	1	14	115	18 44.4
3)	Johnston, Phi.	39	1949	66	50.0	3	0	2	2	26	193	14 43.5
4)	Wishnowsky, S.F.	34	1627	60	47.9	4	1	3	1	13	76	13 42.0
5)	Way, Was.	38	1818	61	47.8	2	0	6	0	20	101	13 44.1
6)	O'Donnell, Chi.	48	2237	64	46.6	4	0	8	1	21	260	20 39.5
7)	Hekker, LA-R	36	1677	63	46.6	4	0	7	6	9	171	21 39.6
8)	J. Scott, G.B.	27	1226	62	45.4	2	1	3	8	11	189	9 35.6
9)	Dixon, NY-G	36	1591	71	44.2	2	0	11	0	11	59	21 41.4
10)	Pinion, T.B.	35	1541	59	44.0	1	0	4	8	12	115	11 40.2
11)	Colquitt, Min.	30	1318	57	43.9	2	2	4	0	19	196	6 33.8
12)	Lee, Ariz	29	1274	58	43.9	1	0	6	0	15	101	8 39.8
13)	Jones, Dal.	24	1022	54	42.6	1	0	0	2	6	37	5 40.2
14)	Morstead, N.O.	30	1244	51	41.5	1	0	3	2	9	32	14 39.7
15)	*Hofrichter, Atl.	30	1222	55	40.7	1	0	3	3	8	46	9 38.5

NFC / LEADING PUNTERS, NET AVERAGE

Rank	Player, Team	No	Yards	Lg	Avg	TB	Blk	Dwn	OB	Opp Ret	In	Net
1)	Fox, Det.	33	1721	67	52.2	5	0	7	3	9	48	13 47.7
2)	M. Dickson, Sea.	33	1661	67	50.3	4	0	7	1	14	115	18 44.4
3)	Way, Was.	38	1818	61	47.8	2	0	6	0	20	101	13 44.1
4)	Johnston, Phi.	39	1949	66	50.0	3	0	2	2	26	193	14 43.5
5)	Wishnowsky, S.F.	34	1627	60	47.9	4	1	3	1	13	76	13 42.0
6)	Dixon, NY-G	36	1591	71	44.2	2	0	11	0	11	59	21 41.4
7)	Jones, Dal.	24	1022	54	42.6	1	0	0	2	6	37	5 40.2
8)	Pinion, T.B.	35	1541	59	44.0	1	0	4	8	12	115	11 40.2
9)	Lee, Ariz	29	1274	58	43.9	1	0	6	0	15	101	8 39.8
10)	Morstead, N.O.	30	1244	51	41.5	1	0	3	2	9	32	14 39.7
11)	Hekker, LA-R	36	1677	63	46.6	4	0	7	6	9	171	21 39.6
12)	O'Donnell, Chi.	48	2237	64	46.6	4	0	8	1	21	260	20 39.5
13)	*Hofrichter, Atl.	30	1222	55	40.7	1	0	3	3	8	46	9 38.5
14)	J. Scott, G.B.	27	1226	62	45.4	2	1	3	8	11	189	9 35.6
15)	Colquitt, Min.	30	1318	57	43.9	2	2	4	0	19	196	6 33.8

NFC / PUNT RETURN LEADERS

Rank	Player, Team	Ret	FC	Yards	Avg	Long	TD
1)	D. Harris, N.O.	16	5	205	12.8	42	0
2)	*Lamb, Dal.	14	4	95	6.8	27	0
3)	Mickens, T.B.	15	12	99	6.6	14	0
4)	S. Sims, Was.	12	6	68	5.7	19	0

NFC / KICKOFF RETURN LEADERS

Rank	Player, Team	Ret	Yards	Avg	Long	TD
1)	Patterson, Chi.	26	787	30.3	104t	1
2)	D. Harris, N.O.	14	395	28.2	75	0
3)	Homer, Sea.	12	291	24.3	44	0
4)	Cooper, Car.	18	430	23.9	38	0
5)	*Osborn, Min.	13	289	22.2	38	0
6)	Pollard, Dal.	21	466	22.2	67	0
7)	D. Johnson, Was.	16	349	21.8	46	0
8)	Powell, Atl.	14	287	20.5	29	0

WEEK 10 / THROUGH MONDAY, NOVEMBER 16, 2020

NFC / LEADERS IN INTERCEPTIONS

Rank	Player, Team	Int	Yards	Avg	Long	TD
1t)	C. Davis, T.B.	4	42	10.5	34	0
1t)	D. Williams, LA-R	4	21	5.3	19	0
1t)	Fuller, Was.	4	0	0.0	0	0
4t)	Jackson, Car.	3	110	36.7	66	0
4t)	H. Smith, Min.	3	24	8.0	16	0
4t)	Wilson, Min.	3	23	7.7	16	0
4t)	Bradberry, NY-G	3	19	6.3	19	0
4t)	P. Peterson, Ariz	3	7	2.3	7	0
9t)	Baker, Ariz	2	90	45.0	90	0
9t)	Edwards, T.B.	2	67	33.5	37	0
9t)	*Diggs, Dal.	2	33	16.5	33	0
9t)	Wreh-Wilson, Atl.	2	26	13.0	23	0
9t)	Harmon, Det.	2	22	11.0	21	0
9t)	Shaqui. Griffin, Sea.	2	20	10.0	16	0
9t)	M. Williams, N.O.	2	17	8.5	17	0
9t)	Ta. Gipson, Chi.	2	10	5.0	9	0
9t)	M. Jenkins, N.O.	2	10	5.0	9	0
9t)	Ja. Taylor, S.F.	2	8	4.0	8	0
9t)	Warner, S.F.	2	3	1.5	3	0
9t)	Neal, Sea.	2	1	0.5	1	0
9t)	Diggs, Sea.	2	0	0.0	0	0
9t)	Kirkpatrick, Ariz	2	0	0.0	0	0
9t)	Robinson, N.O.	2	0	0.0	0	0

WEEK 10 / THROUGH MONDAY, NOVEMBER 16, 2020**NFC / LEADERS IN SACKS**

Rank	Player, Team	Sacks
1)	Donald, LA-R (DE)	9.0
2)	Z. Smith, G.B. (LB)	8.0
3t)	Hendrickson, N.O. (DE)	7.5
3t)	Pierre-Paul, T.B. (LB)	7.5
5t)	Floyd, LA-R (LB)	7.0
5t)	Graham, Phi. (DE)	7.0
7)	K. Mack, Chi. (LB)	6.5
8)	R. Okwara, Det. (DE)	6.0
9t)	Adams, Sea. (DB)	5.5
9t)	Hyder, S.F. (DE)	5.5
11t)	Barrett, T.B. (LB)	5.0
11t)	Reddick, Ariz (LB)	5.0
11t)	A. Smith, Dal. (DE)	5.0
11t)	Sweat, Was. (DE)	5.0
11t)	White, T.B. (LB)	5.0
11t)	L. Williams, NY-G (DE)	5.0
17t)	Barnett, Phi. (DE)	4.5
17t)	Kerrigan, Was. (DE)	4.5
19t)	Burns, Car. (DE)	4.0
19t)	Suh, T.B. (DE)	4.0
21t)	Cox, Phi. (DT)	3.5
21t)	Griffen, Dal.-Det. (DE)	3.5
21t)	Hicks, Chi. (DE)	3.5
21t)	J. Reed, Sea. (DT)	3.5
21t)	Wilson, Min. (LB)	3.5
21t)	*Young, Was. (DE)	3.5
27t)	Brockers, LA-R (DE)	3.0
27t)	Davis, N.O. (LB)	3.0
27t)	Fackrell, NY-G (LB)	3.0
27t)	Haynes, Car. (DE)	3.0
27t)	Lawrence, Dal. (DE)	3.0
27t)	Lawrence, NY-G (DT)	3.0
27t)	Onyemata, N.O. (DT)	3.0
27t)	Reeder, LA-R (LB)	3.0
27t)	Settle, Was. (DT)	3.0
27t)	Sweat, Phi. (DE)	3.0
27t)	Wagner, Sea. (LB)	3.0
27t)	*Wonnum, Min. (DE)	3.0
39t)	Gary, G.B. (LB)	2.5
39t)	Golden, NY-G-Ariz (LB)	2.5
39t)	Jarrett, Atl. (DT)	2.5
39t)	D. Jones, Atl. (LB)	2.5
39t)	Jordan, N.O. (DE)	2.5
39t)	Odenigbo, Min. (DE)	2.5
45t)	J. Allen, Was. (DT)	2.0
45t)	Baker, Ariz (DB)	2.0
45t)	Bostic, Was. (LB)	2.0
45t)	Collins, Was. (DB)	2.0
45t)	*Curl, Was. (DB)	2.0
45t)	Curry, Phi. (DE)	2.0
45t)	Dunlap, Cin.-Sea. (DE)	2.0
45t)	Edwards, Chi. (DE)	2.0
45t)	Flowers, Det. (DE)	2.0
45t)	Fowler, Atl. (DE)	2.0
45t)	Fox, LA-R (DE)	2.0
45t)	Gardeck, Ariz (LB)	2.0
45t)	Gholston, T.B. (DE)	2.0
45t)	C. Harris, Atl. (DE)	2.0
45t)	Hollins, LA-R (LB)	2.0
45t)	M. Jenkins, N.O. (DB)	2.0
45t)	Jones, S.F. (DT)	2.0
45t)	Keke, G.B. (DE)	2.0
45t)	Kennard, Ariz (LB)	2.0
45t)	*Lewis, LA-R (LB)	2.0
45t)	Martinez, NY-G (LB)	2.0
45t)	Mayowa, Sea. (DE)	2.0
45t)	Nichols, Chi. (NT)	2.0
45t)	Obada, Car. (DE)	2.0
45t)	Peters, Ariz (DT)	2.0
45t)	Phillips, Ariz (DE)	2.0
45t)	*Robinson, Sea. (DE)	2.0
45t)	Ro. Smith, Chi. (LB)	2.0
45t)	Vea, T.B. (NT)	2.0
45t)	Whitehead, T.B. (DB)	2.0
45t)	D. Wilson, Dal. (DB)	2.0
45t)	*Winfield, T.B. (DB)	2.0

WEEK 10 / THROUGH MONDAY, NOVEMBER 16, 2020**NFC / FUMBLE RECOVERIES**

Rank	Player, Team	TotRec	OffRec	DefRec
1t)	Brady, T.B.	3	3	0
1t)	Wentz, Phi.	3	3	0
3t)	Boston, Car.	2	0	2
3t)	Brees, N.O.	2	2	0
3t)	*Callaway, N.O.	2	0	2
3t)	David, T.B.	2	0	2
3t)	Elliott, Dal.	2	2	0
3t)	Floyd, LA-R	2	0	2
3t)	Foles, Chi.	2	2	0
3t)	Gray, N.O.	2	2	0
3t)	M. Harris, S.F.	2	0	2
3t)	T. Hill, N.O.	2	2	0
3t)	*Hurts, Phi.	2	2	0
3t)	Jones, NY-G	2	2	0
3t)	Kamara, N.O.	2	2	0
3t)	Kelce, Phi.	2	2	0
3t)	McLeod, Phi.	2	0	2
3t)	A. Miller, Chi.	2	2	0
3t)	Reynolds, LA-R	2	2	0
3t)	S. Sims, Was.	2	2	0
3t)	Smith, N.O.	2	2	0
3t)	Z. Smith, G.B.	2	0	2
3t)	Wilson, Min.	2	0	2
3t)	*Wright, Was.	2	2	0
3t)	Wright, Sea.	2	0	2

NFC / OFFENSIVE FUMBLE RECOVERIES

Rank	Player, Team	Ret	Yards	Avg	Long	TD
1t)	Brady, T.B.	3	0	0.0	0	0
1t)	Wentz, Phi.	3	0	0.0	0	0
3t)	Brees, N.O.	2	0	0.0	0	0
3t)	Elliott, Dal.	2	0	0.0	0	0
3t)	Foles, Chi.	2	0	0.0	0	0
3t)	Gray, N.O.	2	0	0.0	0	0
3t)	T. Hill, N.O.	2	0	0.0	0	0
3t)	*Hurts, Phi.	2	0	0.0	0	0
3t)	Jones, NY-G	2	0	0.0	0	0
3t)	Kamara, N.O.	2	0	0.0	0	0
3t)	Kelce, Phi.	2	0	0.0	0	0
3t)	A. Miller, Chi.	2	0	0.0	0	0
3t)	S. Sims, Was.	2	0	0.0	0	0
3t)	Smith, N.O.	2	0	0.0	0	0
3t)	*Wright, Was.	2	0	0.0	0	0
3t)	Reynolds, LA-R	2	-2	-1.0	8	0

NFC / DEFENSIVE FUMBLE RECOVERIES

Rank	Player, Team	Ret	Yards	Avg	Long	TD
1t)	McLeod, Phi.	2	50	25.0	53t	1
1t)	Wilson, Min.	2	7	3.5	4	0
1t)	Boston, Car.	2	0	0.0	0	0
1t)	*Callaway, N.O.	2	0	0.0	0	0
1t)	David, T.B.	2	0	0.0	0	0
1t)	Floyd, LA-R	2	0	0.0	0	0
1t)	M. Harris, S.F.	2	0	0.0	0	0
1t)	Z. Smith, G.B.	2	0	0.0	0	0
1t)	Wright, Sea.	2	0	0.0	0	0

WEEK 10 / THROUGH MONDAY, NOVEMBER 16, 2020

NFL / LEADING PASSERS

Player, Team	Att	Comp	Pct		Avg		Pct			Pct	Rating
			Comp	Yds	Gain	TD	TD	Long	Int		
Rodgers, G.B.	314	213	67.8	2578	8.21	26	8.3	78t	3	1.0	116.4
Mahomes, K.C.	329	220	66.9	2687	8.17	25	7.6	54t	1	0.3	115.9
Wilson, Sea.	334	233	69.8	2789	8.35	28	8.4	62	10	3.0	110.5
Brees, N.O.	298	219	73.5	2196	7.37	18	6.0	52t	3	1.0	110.0
Carr, L.V.	283	196	69.3	2156	7.62	16	5.7	72t	2	0.7	107.4
Watson, Hou.	301	205	68.1	2539	8.44	18	6.0	77t	5	1.7	107.0
Tannehill, Ten.	281	182	64.8	2128	7.57	20	7.1	73t	3	1.1	106.9
J. Allen, Buf.	364	249	68.4	2871	7.89	21	5.8	49	7	1.9	103.2
Roethlisberger, Pit.	334	223	66.8	2267	6.79	22	6.6	84t	4	1.2	103.0
*Herbert, LA-C	301	201	66.8	2333	7.75	19	6.3	72t	6	2.0	102.8
Prescott, Dal.	222	151	68.0	1856	8.36	9	4.1	58	4	1.8	99.6
Brady, T.B.	385	254	66.0	2739	7.11	23	6.0	50	7	1.8	99.0
Ryan, Atl.	351	236	67.2	2746	7.82	15	4.3	63	5	1.4	99.0
Bridgewater, Car.	330	238	72.1	2552	7.73	13	3.9	75t	7	2.1	98.7
K. Murray, Ariz	311	212	68.2	2375	7.64	17	5.5	80t	8	2.6	98.2
Cousins, Min.	245	162	66.1	2147	8.76	17	6.9	71t	11	4.5	98.1
Stafford, Det.	311	198	63.7	2403	7.73	17	5.5	73	7	2.3	96.2
Jackson, Bal.	247	158	64.0	1762	7.13	14	5.7	47	5	2.0	95.6
Fitzpatrick, Mia.	197	138	70.1	1535	7.79	10	5.1	70	7	3.6	95.0
Goff, LA-R	321	213	66.4	2447	7.62	13	4.0	56t	6	1.9	94.9
Minshew, Jac.	267	176	65.9	1855	6.95	13	4.9	51	5	1.9	94.4
Rivers, Ind.	313	215	68.7	2395	7.65	11	3.5	55	7	2.2	93.6
Garoppolo, S.F.	140	94	67.1	1096	7.83	7	5.0	76t	5	3.6	92.4
Mayfield, Cle.	243	149	61.3	1646	6.77	15	6.2	43t	7	2.9	90.0
*Burrow, Cin.	370	242	65.4	2485	6.72	12	3.2	67	5	1.4	89.8
Mullens, S.F.	171	115	67.3	1390	8.13	6	3.5	47	6	3.5	89.1
Foles, Chi.	311	202	65.0	1852	5.95	10	3.2	50	8	2.6	81.0
Newton, N.E.	208	143	68.8	1535	7.38	3	1.4	49	7	3.4	80.9
Haskins, Was.	146	89	61.0	939	6.43	4	2.7	40	3	2.1	80.3
Jones, NY-G	334	212	63.5	2122	6.35	8	2.4	50	9	2.7	78.2
Wentz, Phi.	342	199	58.2	2091	6.11	12	3.5	59	12	3.5	73.1
Lock, Den.	238	131	55.0	1497	6.29	7	2.9	43	10	4.2	66.5
Darnold, NY-J	191	112	58.6	1045	5.47	3	1.6	69t	6	3.1	65.9

NFL / LEADING PASSERS, RANKS

Player, Team	Att	Comp	Pct		Avg		Pct			Pct	Rating
			Comp	Yds	Gain	TD	TD	Long	Int		
Rodgers, G.B.	12	11t	12	6	5	2	2	3t	3	1	
Mahomes, K.C.	10	8	16	5	6	3	3	1	1	2	
Wilson, Sea.	6t	6	4	2	4	1	1	30t	25	3	
Brees, N.O.	19	9	1	16	21	9t	9	3t	4	4	
Carr, L.V.	20	20	5	17	18	14	14	2	2	5	
Watson, Hou.	17t	15	10	8	2	9t	10	9t	9	6	
Tannehill, Ten.	21	21	25	19	19	7	4	3t	5	7	
J. Allen, Buf.	3	2	8	1	8	6	12	19t	14	8	
Roethlisberger, Pit.	6t	7	18	15	25	5	6	7t	6	9	
*Herbert, LA-C	17t	17	17	14	12	8	7	15t	15	10	
Prescott, Dal.	27	25	11	22	3	26	21	7t	10	11	
Brady, T.B.	1	1	21	4	23	4	11	19t	11	12	
Ryan, Atl.	4	5	14	3	10	15t	20	9t	8	13	
Bridgewater, Car.	9	4	2	7	13	18t	23	19t	18	14	
K. Murray, Ariz	14t	13t	9	13	16	11t	15t	27t	21t	15	
Cousins, Min.	24	23	20	18	1	11t	5	32	33	16	
Stafford, Det.	14t	19	27	11	14	11t	15t	19t	20	17	
Jackson, Bal.	23	24	26	25	22	17	13	9t	16	18	
Fitzpatrick, Mia.	29	28	3	27t	11	24t	17	19t	30	19	
Goff, LA-R	11	11t	19	10	17	18t	22	15t	12	20	
Minshew, Jac.	22	22	22	23	24	18t	19	9t	13	21	
Rivers, Ind.	13	10	7	12	15	23	24	19t	19	22	
Garoppolo, S.F.	33	32	15	31	9	28t	18	9t	31	23	
Mayfield, Cle.	25	26	29	26	26	15t	8	19t	24	24	
*Burrow, Cin.	2	3	23	9	27	21t	27	9t	7	25	
Mullens, S.F.	31	30	13	30	7	30t	25t	15t	28t	26	
Foles, Chi.	14t	16	24	24	32	24t	28	27t	21t	27	
Newton, N.E.	28	27	6	27t	20	36t	33	19t	27	28	
Haskins, Was.	32	33	30	33	28	33t	30	3t	17	29	
Jones, NY-G	6t	13t	28	20	29	27	31	29	23	30	
Wentz, Phi.	5	18	32	21	31	21t	25t	33	28t	31	
Lock, Den.	26	29	33	29	30	28t	29	30t	32	32	
Darnold, NY-J	30	31	31	32	33	36t	32	15t	26	33	

WEEK 10 / THROUGH MONDAY, NOVEMBER 16, 2020

NFL / FOURTH-QUARTER PASSING LEADERS

Rank	Player, Team	Att	Comp	Comp%	Yards	YPA	TD	TD%	Int	Int%	Rating
1)	Cousins, Min.	60	45	75.0	585	9.75	7	11.7	1	1.7	137.2
2)	Goff, LA-R	67	49	73.1	600	8.96	6	9.0	0	0.0	130.2
3)	Mahomes, K.C.	68	46	67.6	608	8.94	9	13.2	1	1.5	129.2
4)	Roethlisberger, Pit.	73	58	79.5	559	7.66	7	9.6	1	1.4	124.8
5)	Brady, T.B.	72	49	68.1	621	8.63	6	8.3	0	0.0	122.5
6)	Rodgers, G.B.	59	44	74.6	492	8.34	4	6.8	0	0.0	121.6
7)	Brees, N.O.	64	50	78.1	503	7.86	4	6.3	0	0.0	120.2
8)	J. Allen, Buf.	87	63	72.4	827	9.51	6	6.9	2	2.3	115.4
9)	Watson, Hou.	91	59	64.8	777	8.54	8	8.8	2	2.2	111.8
10)	Mullens, S.F.	69	48	69.6	629	9.12	4	5.8	2	2.9	105.3
11)	Tannehill, Ten.	83	55	66.3	504	6.07	6	7.2	1	1.2	101.7
12)	*Burrow, Cin.	106	74	69.8	738	6.96	6	5.7	2	1.9	100.3
13)	K. Allen, Was.	23	16	69.6	135	5.87	1	4.3	0	0.0	99.0
14)	Jackson, Bal.	42	26	61.9	285	6.79	2	4.8	0	0.0	97.8
15)	K. Murray, Ariz	53	31	58.5	463	8.74	4	7.5	2	3.8	96.7
16)	*Herbert, LA-C	85	59	69.4	597	7.02	4	4.7	2	2.4	95.1
17)	Wilson, Sea.	91	56	61.5	725	7.97	7	7.7	4	4.4	93.9
18)	Carr, L.V.	64	44	68.8	388	6.06	3	4.7	1	1.6	93.8
19)	Minshew, Jac.	94	57	60.6	615	6.54	6	6.4	2	2.1	92.3
20)	Prescott, Dal.	88	57	64.8	631	7.17	4	4.5	2	2.3	91.6
21)	Newton, N.E.	61	40	65.6	416	6.82	1	1.6	0	0.0	90.6
22)	Foles, Chi.	123	77	62.6	697	5.67	7	5.7	2	1.6	90.1
23)	Ryan, Atl.	99	65	65.7	757	7.65	4	4.0	3	3.0	89.5
24)	Bridgewater, Car.	88	65	73.9	762	8.66	1	1.1	3	3.4	89.3
25)	Haskins, Was.	32	20	62.5	276	8.63	1	3.1	1	3.1	87.5
26)	Stafford, Det.	90	55	61.1	696	7.73	3	3.3	2	2.2	87.1
27)	Dalton, Dal.	26	18	69.2	180	6.92	1	3.8	1	3.8	85.4
28)	Mayfield, Cle.	42	21	50.0	285	6.79	4	9.5	2	4.8	83.9
29)	Wentz, Phi.	90	48	53.3	483	5.37	6	6.7	2	2.2	81.9
30)	Beathard, S.F.	28	18	64.3	169	6.04	0	0.0	0	0.0	80.8
31)	Rivers, Ind.	79	52	65.8	514	6.51	2	2.5	3	3.8	76.7
32)	*Luton, Jac.	24	14	58.3	145	6.04	0	0.0	0	0.0	75.9
33)	Jones, NY-G	115	67	58.3	632	5.50	3	2.6	2	1.7	75.0
34)	Lock, Den.	87	49	56.3	559	6.43	6	6.9	6	6.9	70.0
35)	Darnold, NY-J	54	30	55.6	246	4.56	1	1.9	1	1.9	65.8
36)	Smith, Was.	47	25	53.2	300	6.38	1	2.1	2	4.3	62.4
37)	Fitzpatrick, Mia.	42	27	64.3	251	5.98	1	2.4	3	7.1	58.7
38)	Flacco, NY-J	35	16	45.7	171	4.89	0	0.0	1	2.9	48.6
39)	Stidham, N.E.	23	11	47.8	124	5.39	1	4.3	3	13.0	39.3

NFL / THIRD-DOWN PASSING LEADERS

Rank	Player, Team	Att	Comp	Comp%	Yards	YPA	TD	TD%	Int	Int%	Rating
1)	Mahomes, K.C.	76	52	68.4	748	9.84	9	11.8	0	0.0	139.6
2)	Minshew, Jac.	63	45	71.4	497	7.89	6	9.5	1	1.6	119.6
3)	Rodgers, G.B.	89	58	65.2	877	9.85	8	9.0	3	3.4	113.4
4)	Carr, L.V.	80	53	66.3	767	9.59	5	6.3	1	1.3	112.9
5)	Brees, N.O.	75	57	76.0	549	7.32	5	6.7	1	1.3	112.6
6)	Brady, T.B.	104	65	62.5	679	6.53	9	8.7	0	0.0	110.2
7)	Cousins, Min.	63	45	71.4	610	9.68	4	6.3	2	3.2	109.9
8)	Ryan, Atl.	79	52	65.8	592	7.49	6	7.6	1	1.3	108.2
9)	Roethlisberger, Pit.	97	68	70.1	735	7.58	7	7.2	2	2.1	107.5
10)	*Herbert, LA-C	81	52	64.2	659	8.14	8	9.9	3	3.7	107.0
11)	Jackson, Bal.	67	42	62.7	487	7.27	6	9.0	2	3.0	102.0
12)	J. Allen, Buf.	74	49	66.2	584	7.89	5	6.8	2	2.7	101.4
13)	Watson, Hou.	70	42	60.0	514	7.34	4	5.7	1	1.4	95.8
14)	Stafford, Det.	79	48	60.8	732	9.27	4	5.1	3	3.8	92.4
15)	Jones, NY-G	92	63	68.5	584	6.35	4	4.3	2	2.2	91.0
16)	Tannehill, Ten.	75	41	54.7	421	5.61	4	5.3	0	0.0	88.8
17)	Bridgewater, Car.	80	57	71.3	639	7.99	1	1.3	2	2.5	88.5
18)	Goff, LA-R	85	53	62.4	716	8.42	3	3.5	3	3.5	86.2
19)	Wentz, Phi.	79	43	54.4	515	6.52	3	3.8	2	2.5	76.7
20)	*Burrow, Cin.	83	51	61.4	601	7.24	2	2.4	3	3.6	76.4
21)	Rivers, Ind.	81	48	59.3	606	7.48	3	3.7	4	4.9	74.4
22)	Foles, Chi.	81	42	51.9	356	4.40	4	4.9	2	2.5	69.8
23)	K. Murray, Ariz	72	40	55.6	486	6.75	3	4.2	4	5.6	67.2
24)	Lock, Den.	67	36	53.7	435	6.49	2	3.0	3	4.5	65.2
25)	Mayfield, Cle.	72	36	50.0	396	5.50	4	5.6	4	5.6	62.0
26)	Wilson, Sea.	65	34	52.3	362	5.57	3	4.6	5	7.7	52.2
27)	Darnold, NY-J	54	27	50.0	269	4.98	1	1.9	3	5.6	47.5

WEEK 10 / THROUGH MONDAY, NOVEMBER 16, 2020

NFL / LEADING RUSHERS

Rank	Player, Team	Att	Yards	Avg	Long	TD
1)	Cook, Min.	174	954	5.5	70t	12
2)	Henry, Ten.	201	946	4.7	94t	8
3)	Jones, T.B.	143	730	5.1	98t	5
4)	Jacobs, L.V.	182	700	3.8	24	8
5)	*J. Robinson, Jac.	155	689	4.4	39	5
6)	Hunt, Cle.	134	633	4.7	33	3
7)	Drake, Ariz	135	612	4.5	69t	4
8)	K. Murray, Ariz (QB)	87	604	6.9	48	10
9)	*Edwards-Helaire, K.C.	126	586	4.7	31	2
10)	Gurley, Atl.	159	584	3.7	35t	9
11)	Elliott, Dal.	150	572	3.8	24	5
12)	Conner, Pit.	132	556	4.2	59	5
13)	Jackson, Bal. (QB)	90	524	5.8	50t	3
14)	Sanders, Phi.	86	519	6.0	74t	3
15)	A. Jones, G.B.	103	493	4.8	75t	5
16t)	Henderson, LA-R	102	486	4.8	40	4
16t)	Kamara, N.O.	104	486	4.7	49	7
18)	Montgomery, Chi.	131	472	3.6	38	1
19)	Harris, N.E.	85	471	5.5	41	1
20)	Chubb, Cle.	76	461	6.1	59	5
21)	Gordon, Den.	107	439	4.1	43t	4
22)	*A. Gibson, Was.	103	436	4.2	40	7
23t)	Mixon, Cin.	119	428	3.6	34t	3
23t)	*Taylor, Ind.	113	428	3.8	21	4
25)	Da. Johnson, Hou.	103	408	4.0	29	3
26)	Singletary, Buf.	99	401	4.1	18	1
27)	Gaskin, Mia.	100	387	3.9	21	2
28)	Gore, NY-J	108	386	3.6	15	0
29)	Davis, Car.	92	385	4.2	25	2
30)	Jones, NY-G (QB)	49	384	7.8	80	1
31)	Murray, N.O.	90	378	4.2	25	2
32)	Peterson, Det.	97	371	3.8	27	2
33)	Edwards, Bal.	82	370	4.5	25	3
34)	Brown, LA-R	81	347	4.3	19	5
35)	Newton, N.E. (QB)	80	335	4.2	38	9
36)	*Swift, Det.	70	331	4.7	54	4
37)	Mattison, Min.	71	326	4.6	25	1
38)	Wilson, Sea. (QB)	45	325	7.2	34	1
39)	J. Williams, G.B.	76	324	4.3	25	1
40)	Carson, Sea.	66	323	4.9	29t	3
41)	*Kelley, LA-C	98	313	3.2	26	1
42)	Lindsay, Den.	57	312	5.5	55t	1
43)	*Dobbins, Bal.	57	310	5.4	44	2
44)	Booker, L.V.	49	304	6.2	43	3
45)	Mostert, S.F.	51	303	5.9	80t	1
46)	Edmonds, Ariz	62	302	4.9	32	1
47)	McKinnon, S.F.	77	294	3.8	55	5
48)	J. Allen, Buf. (QB)	72	279	3.9	19	5
49)	Gallman, NY-G	69	275	4.0	26	5
50)	Burkhead, N.E.	63	267	4.2	18	3

WEEK 10 / THROUGH MONDAY, NOVEMBER 16, 2020**NFL / THIRD-AND-ONE RUSHING LEADERS**

Rank	Player, Team	Att	FD	Pct
1t)	Jones, T.B.	6	6	100.0
1t)	Murray, N.O.	5	5	100.0
1t)	Snell, Pit.	5	5	100.0
1t)	*Burrow, Cin.	4	4	100.0
1t)	Yeldon, Buf.	4	4	100.0
1t)	Armah, Car.	3	3	100.0
1t)	Bernard, Cin.	3	3	100.0
1t)	Brees, N.O.	3	3	100.0
1t)	Kamara, N.O.	3	3	100.0
1t)	McKinnon, S.F.	3	3	100.0
1t)	Montgomery, Chi.	3	3	100.0
12)	Newton, N.E.	9	8	88.9
13)	Edwards, Bal.	8	7	87.5
14)	Hunt, Cle.	7	6	85.7
15)	Drake, Ariz	6	5	83.3
16t)	Brown, LA-R	5	4	80.0
16t)	*Moss, Buf.	5	4	80.0
16t)	Wentz, Phi.	5	4	80.0
19t)	Elliott, Dal.	8	6	75.0
19t)	Ballage, NY-J-LA-C	4	3	75.0
19t)	Gordon, Den.	4	3	75.0
19t)	Gore, NY-J	4	3	75.0
19t)	Gurley, Atl.	4	3	75.0
19t)	J. Williams, G.B.	4	3	75.0
25)	Da. Johnson, Hou.	7	5	71.4
26t)	Henry, Ten.	9	6	66.7
26t)	*Kelley, LA-C	9	6	66.7
26t)	Conner, Pit.	6	4	66.7
29)	Peterson, Det.	5	3	60.0
30)	Cook, Min.	7	4	57.1
31t)	J. Allen, Buf.	6	3	50.0
31t)	Gaskin, Mia.	6	3	50.0
31t)	Jacobs, L.V.	6	3	50.0
31t)	Mixon, Cin.	6	3	50.0
31t)	*J. Robinson, Jac.	6	3	50.0

WEEK 10 / THROUGH MONDAY, NOVEMBER 16, 2020

NFL / LEADERS IN RECEPTIONS

Rank	Player, Team	Rec	Yards	Avg	Long	TD
1)	Diggs, Buf.	73	906	12.4	49	4
2t)	Hopkins, Ariz	67	861	12.9	60	4
2t)	Kamara, N.O. (RB)	67	648	9.7	52t	4
4)	Allen, LA-C	65	690	10.6	28	5
5)	Anderson, Car.	64	772	12.1	75t	1
6)	Robinson, Chi.	63	755	12.0	42	3
7)	D. Adams, G.B.	61	741	12.1	49	9
8)	Boyd, Cin.	60	625	10.4	25	3
9)	Cooper, Dal.	59	655	11.1	58	2
10t)	Kelce, K.C. (TE)	58	769	13.3	45	6
10t)	Lockett, Sea.	58	681	11.7	47t	7
12)	McLaurin, Was.	57	787	13.8	68t	3
13)	Beasley, Buf.	55	642	11.7	29	3
14)	Smith-Schuster, Pit.	54	516	9.6	31t	5
15t)	Kupp, LA-R	53	577	10.9	55t	2
15t)	Waller, L.V. (TE)	53	431	8.1	24	4
17)	Davis, Car. (RB)	47	290	6.2	23	2
18)	Metcalfe, Sea.	45	816	18.1	62	8
19t)	T. Hill, K.C.	44	650	14.8	54t	9
19t)	*Lamb, Dal.	44	595	13.5	43t	3
21t)	Ridley, Atl.	43	657	15.3	63	6
21t)	J. Jones, Atl.	43	638	14.8	44	3
21t)	Cooks, Hou.	43	549	12.8	57t	3
24t)	*Jefferson, Min.	42	762	18.1	71t	3
24t)	Woods, LA-R	42	469	11.2	56t	4
26t)	Fuller, Hou.	41	628	15.3	77t	6
26t)	Thielen, Min.	41	523	12.8	39	9
26t)	Samuel, Car.	41	375	9.1	29t	2
26t)	McKissic, Was. (RB)	41	291	7.1	26	0
30t)	*Higgins, Cin.	40	603	15.1	67	4
30t)	M. Evans, T.B.	40	514	12.9	50	8
32)	Moore, Car.	39	736	18.9	74t	4
33t)	D. Slayton, NY-G	38	584	15.4	41t	3
33t)	Parker, Mia.	38	462	12.2	28	3
33t)	Engram, NY-G (TE)	38	347	9.1	30	1
36t)	Chark, Jac.	37	493	13.3	73t	4
36t)	Kittle, S.F. (TE)	37	474	12.8	44t	2
36t)	D. Johnson, Pit.	37	426	11.5	46	4
36t)	Hurst, Atl. (TE)	37	411	11.1	42t	3
36t)	Henry, LA-C (TE)	37	387	10.5	33	2
36t)	Ward, Phi.	37	282	7.6	29t	3
42t)	Landry, Cle.	36	448	12.4	32	0
42t)	Cobb, Hou.	36	434	12.1	34	2
42t)	Hockenson, Det. (TE)	36	373	10.4	29	5
42t)	Elliott, Dal. (RB)	36	238	6.6	19t	1
46t)	*Claypool, Pit.	35	500	14.3	84t	7
46t)	*Aiyuk, S.F.	35	446	12.7	35	3
46t)	Schultz, Dal. (TE)	35	383	10.9	28	2
46t)	Gage, Atl.	35	379	10.8	27	1
46t)	Fant, Den. (TE)	35	367	10.5	32	2
46t)	Graham, Chi. (TE)	35	302	8.6	29	5
46t)	Fitzgerald, Ariz	35	274	7.8	17	0

WEEK 10 / THROUGH MONDAY, NOVEMBER 16, 2020

NFL / RECEIVING YARDAGE LEADERS

Rank	Player, Team	Yards	Rec	Avg	Long	TD
1)	Diggs, Buf.	906	73	12.4	49	4
2)	Hopkins, Ariz	861	67	12.9	60	4
3)	Metcalfe, Sea.	816	45	18.1	62	8
4)	McLaurin, Was.	787	57	13.8	68t	3
5)	Anderson, Car.	772	64	12.1	75t	1
6)	Kelce, K.C. (TE)	769	58	13.3	45	6
7)	*Jefferson, Min.	762	42	18.1	71t	3
8)	Robinson, Chi.	755	63	12.0	42	3
9)	D. Adams, G.B.	741	61	12.1	49	9
10)	Moore, Car.	736	39	18.9	74t	4
11)	Allen, LA-C	690	65	10.6	28	5
12)	Lockett, Sea.	681	58	11.7	47t	7
13)	Ridley, Atl.	657	43	15.3	63	6
14)	Cooper, Dal.	655	59	11.1	58	2
15)	T. Hill, K.C.	650	44	14.8	54t	9
16)	Kamara, N.O. (RB)	648	67	9.7	52t	4
17)	Beasley, Buf.	642	55	11.7	29	3
18)	J. Jones, Atl.	638	43	14.8	44	3
19)	Fuller, Hou.	628	41	15.3	77t	6
20)	Boyd, Cin.	625	60	10.4	25	3
21)	*Higgins, Cin.	603	40	15.1	67	4
22)	*Lamb, Dal.	595	44	13.5	43t	3
23)	D. Slayton, NY-G	584	38	15.4	41t	3
24)	Kupp, LA-R	577	53	10.9	55t	2
25)	*Jeudy, Den.	552	34	16.2	48t	2
26)	Cooks, Hou.	549	43	12.8	57t	3
27)	Thielen, Min.	523	41	12.8	39	9
28)	Smith-Schuster, Pit.	516	54	9.6	31t	5
29)	M. Evans, T.B.	514	40	12.9	50	8
30)	*Claypool, Pit.	500	35	14.3	84t	7
31)	Chark, Jac.	493	37	13.3	73t	4
32)	A. Brown, Ten.	478	32	14.9	73t	6
33)	Kittle, S.F. (TE)	474	37	12.8	44t	2
34)	Woods, LA-R	469	42	11.2	56t	4
35)	Gallup, Dal.	468	29	16.1	52	1
36)	Valdes-Scantling, G.B.	463	22	21.0	78t	4
37)	Parker, Mia.	462	38	12.2	28	3
38)	Landry, Cle.	448	36	12.4	32	0
39)	*Aiyuk, S.F.	446	35	12.7	35	3
40)	Patrick, Den.	444	31	14.3	41	3
41)	Fulgham, Phi.	443	30	14.8	42t	4
42)	C. Davis, Ten.	436	34	12.8	38	3
43)	Cobb, Hou.	434	36	12.1	34	2
44t)	M. Brown, Bal.	431	32	13.5	47	2
44t)	Waller, L.V. (TE)	431	53	8.1	24	4
44t)	Williams, LA-C	431	25	17.2	64t	3
47t)	Cole, Jac.	427	34	12.6	51	4
47t)	Kirk, Ariz	427	27	15.8	80t	6
49)	D. Johnson, Pit.	426	37	11.5	46	4
50)	Reynolds, LA-R	416	30	13.9	40t	2

WEEK 10 / THROUGH MONDAY, NOVEMBER 16, 2020

NFL / THIRD-DOWN RECEIVING LEADERS

Rank	Player, Team	Rec	Yards	Avg	Long	TD
1t)	Allen, LA-C	22	257	11.7	28	4
1t)	Smith-Schuster, Pit.	22	190	8.6	21	3
3)	D. Adams, G.B.	20	289	14.5	49	3
4)	Samuel, Car.	19	216	11.4	24	0
5)	*Lamb, Dal.	17	220	12.9	37	1
6)	Diggs, Buf.	16	168	10.5	21	1
7t)	Kelce, K.C. (TE)	15	230	15.3	44	2
7t)	Boyd, Cin.	15	153	10.2	23	2
7t)	Waller, L.V. (TE)	15	142	9.5	24	0
10t)	*Jefferson, Min.	14	258	18.4	54	0
10t)	Gage, Atl.	14	161	11.5	27	0
10t)	Ward, Phi.	14	130	9.3	29t	1
13t)	*Claypool, Pit.	13	226	17.4	35t	2
13t)	Patrick, Den.	13	215	16.5	40	2
13t)	Ridley, Atl.	13	160	12.3	27	3
13t)	A. Miller, Chi.	13	136	10.5	28t	1
13t)	Kamara, N.O. (RB)	13	104	8.0	21	1
13t)	Engram, NY-G (TE)	13	98	7.5	22	0
13t)	Firkser, Ten. (TE)	13	90	6.9	14	0
20t)	Kupp, LA-R	12	216	18.0	55t	1
20t)	Hopkins, Ariz	12	215	17.9	60	2
20t)	Smith, N.O.	12	162	13.5	29	1
20t)	McLaurin, Was.	12	154	12.8	33	0
20t)	Beasley, Buf.	12	130	10.8	23	1
20t)	McKissic, Was. (RB)	12	92	7.7	26	0
26t)	Amendola, Det.	11	220	20.0	50	0
26t)	Moore, Car.	11	203	18.5	57t	1
26t)	Crowder, NY-J	11	165	15.0	69t	1
26t)	Andrews, Bal. (TE)	11	154	14.0	29	3
26t)	Tate, NY-G	11	114	10.4	21	0
26t)	M. Evans, T.B.	11	105	9.5	22	3
26t)	Henry, LA-C (TE)	11	93	8.5	16	1
26t)	D. Johnson, Pit.	11	91	8.3	14	1
26t)	Fitzgerald, Ariz	11	81	7.4	11	0
26t)	Shepard, NY-G	11	71	6.5	21	1
36t)	T. Hill, K.C.	10	162	16.2	41t	3
36t)	Cole, Jac.	10	136	13.6	51	3
36t)	Godwin, T.B.	10	130	13.0	31	1
36t)	Thielen, Min.	10	122	12.2	35	2
36t)	Woods, LA-R	10	119	11.9	31	1
36t)	Ebron, Pit. (TE)	10	117	11.7	22	1
36t)	M. Brown, Bal.	10	116	11.6	30	1
36t)	*Pittman, Ind.	10	114	11.4	30	0
36t)	*Shenault, Jac.	10	113	11.3	36	0
36t)	Landry, Cle.	10	112	11.2	20	0
36t)	Snead, Bal.	10	102	10.2	19t	1
36t)	Fant, Den. (TE)	10	93	9.3	31	0
36t)	Anderson, Car.	10	79	7.9	20	0
49t)	Williams, LA-C	9	193	21.4	64t	1
49t)	J. Brown, Buf.	9	167	18.6	46t	1
49t)	Fuller, Hou.	9	158	17.6	77t	2
49t)	*Jeudy, Den.	9	146	16.2	43	1
49t)	Fulgham, Phi.	9	112	12.4	31	2
49t)	Green, Cin.	9	102	11.3	22	0
49t)	Bourne, S.F.	9	101	11.2	20	0
49t)	Cooks, Hou.	9	99	11.0	24	0
49t)	Sanders, N.O.	9	95	10.6	25	1
49t)	Hockenson, Det. (TE)	9	90	10.0	15	0
49t)	Meyers, N.E.	9	75	8.3	19	0
49t)	D. Lewis, NY-G (RB)	9	66	7.3	17	1
49t)	Thompson, Jac. (RB)	9	64	7.1	15	1

WEEK 10 / THROUGH MONDAY, NOVEMBER 16, 2020

NFL / LEADING SCORERS, NONKICKERS

Rank	Player, Team	TD	Rush	Rec	Ret	X2	Pts
1)	Cook, Min. (RB)	13	12	1	0	3	84
2)	Kamara, N.O. (RB)	11	7	4	0	0	66
3t)	T. Hill, K.C. (WR)	10	1	9	0	0	60
3t)	K. Murray, Ariz (QB)	10	10	0	0	0	60
5)	Thielen, Min. (WR)	9	0	9	0	1	56
6t)	D. Adams, G.B. (WR)	9	0	9	0	0	54
6t)	*Claypool, Pit. (WR)	9	2	7	0	0	54
6t)	Gurley, Atl. (RB)	9	9	0	0	0	54
6t)	Newton, N.E. (QB)	9	9	0	0	0	54
10t)	M. Evans, T.B. (WR)	8	0	8	0	0	48
10t)	Henry, Ten. (RB)	8	8	0	0	0	48
10t)	Jacobs, L.V. (RB)	8	8	0	0	0	48
10t)	MetcalF, Sea. (WR)	8	0	8	0	0	48
14)	*J. Robinson, Jac. (RB)	7	5	2	0	1	44
15t)	*A. Gibson, Was. (RB)	7	7	0	0	0	42
15t)	Hunt, Cle. (RB)	7	3	4	0	0	42
15t)	A. Jones, G.B. (RB)	7	5	2	0	0	42
15t)	Lockett, Sea. (WR)	7	0	7	0	0	42
15t)	J. Smith, Ten. (TE)	7	1	6	0	0	42
20t)	Elliott, Dal. (RB)	6	5	1	0	1	38
20t)	Ridley, Atl. (WR)	6	0	6	0	1	38
22t)	J. Allen, Buf. (QB)	6	5	1	0	0	36
22t)	A. Brown, Ten. (WR)	6	0	6	0	0	36
22t)	Burkhead, N.E. (RB)	6	3	3	0	0	36
22t)	Carson, Sea. (RB)	6	3	3	0	0	36
22t)	Fuller, Hou. (WR)	6	0	6	0	0	36
22t)	Hines, Ind. (RB)	6	2	4	0	0	36
22t)	Kelce, K.C. (TE)	6	0	6	0	0	36
22t)	Kirk, Ariz (WR)	6	0	6	0	0	36
22t)	McCaffrey, Car. (RB)	6	5	1	0	0	36
22t)	McKinnon, S.F. (RB)	6	5	1	0	0	36
22t)	*Swift, Det. (RB)	6	4	2	0	0	36
22t)	Woods, LA-R (WR)	6	2	4	0	0	36
34t)	Hockenson, Det. (TE)	5	0	5	0	1	32
34t)	Smith-Schuster, Pit. (WR)	5	0	5	0	1	32
36t)	Agholor, L.V. (WR)	5	0	5	0	0	30
36t)	*Aiyuk, S.F. (WR)	5	2	3	0	0	30
36t)	Allen, LA-C (WR)	5	0	5	0	0	30
36t)	Andrews, Bal. (TE)	5	0	5	0	0	30
36t)	Brown, LA-R (RB)	5	5	0	0	0	30
36t)	Chubb, Cle. (RB)	5	5	0	0	0	30
36t)	Cole, Jac. (WR)	5	0	4	1	0	30
36t)	Conner, Pit. (RB)	5	5	0	0	0	30
36t)	Gallman, NY-G (RB)	5	5	0	0	0	30
36t)	Gordon, Den. (RB)	5	4	1	0	0	30
36t)	Graham, Chi. (TE)	5	0	5	0	0	30
36t)	Henderson, LA-R (RB)	5	4	1	0	0	30
36t)	M. Jones, Det. (WR)	5	0	5	0	0	30
36t)	Jones, T.B. (RB)	5	5	0	0	0	30
36t)	Tonyan, G.B. (TE)	5	0	5	0	0	30
36t)	Wentz, Phi. (QB)	5	5	0	0	0	30
36t)	Wilson, S.F. (RB)	5	4	1	0	0	30

WEEK 10 / THROUGH MONDAY, NOVEMBER 16, 2020

NFL / LEADING SCORERS, KICKERS

Rank	Player, Team	PAT	FG	Pct	Long	Pts
1)	Succop, T.B.	30/32	20/22	.909	50	90
2)	Carlson, L.V.	27/28	20/22	.909	54	87
3)	*Bass, Buf.	29/30	19/25	.760	58	86
4)	Lutz, N.O.	31/31	18/19	.947	53	85
5)	Sanders, Mia.	23/23	20/21	.952	56	83
6t)	Koo, Atl.	18/21	21/22	.955	54	81
6t)	Slye, Car.	21/23	20/25	.800	48	81
8)	*Blankenship, Ind.	23/25	19/21	.905	44	80
9)	Gano, NY-G	16/16	21/22	.955	55	79
10)	Bullock, Cin.	21/21	19/21	.905	55	78
11)	Tucker, Bal.	28/28	16/17	.941	55	76
12)	Prater, Det.	24/24	17/23	.739	59	75
13)	Z. Gonzalez, Ariz	29/30	15/19	.789	56	74
14)	Butker, K.C.	27/33	15/17	.882	58	72
15)	McManus, Den.	16/17	18/19	.947	56	70
16t)	Boswell, Pit.	27/30	14/14	1.000	59	69
16t)	Santos, Chi.	18/18	17/19	.895	55	69
18)	Crosby, G.B.	31/32	12/12	1.000	53	67
19)	Zuerlein, Dal.	15/17	17/20	.850	59	66
20t)	Badgley, LA-C	22/24	14/19	.737	53	64
20t)	Gould, S.F.	25/26	13/14	.929	52	64
20t)	Myers, Sea.	34/35	10/10	1.000	61	64
23)	Fairbairn, Hou.	20/21	14/17	.824	54	62
24t)	Folk, N.E.	16/18	15/17	.882	51	61
24t)	Gostkowski, Ten.	25/27	12/20	.600	55	61
26)	Parkey, Cle.	23/24	11/12	.917	46	56
27)	Hopkins, Was.	16/17	12/17	.706	48	52
28)	Bailey, Min.	20/21	8/10	.800	52	44
29)	*Sloman, LA-R	18/21	8/11	.727	42	42
30)	Elliott, Phi.	12/12	9/13	.692	54	39
31)	Ficken, NY-J	6/ 6	9/10	.900	54	33
32)	Lambo, Jac.	8/10	5/ 5	1.000	59	23
33)	Castillo, NY-J	4/ 4	6/ 7	.857	55	22
34)	Rosas, Jac.	1/ 1	4/ 5	.800	50	13
35)	Forbath, Car.-Chi.-LA-R	4/ 5	2/ 3	.667	23	10
36)	McLaughlin, Min.-Jac.	2/ 2	2/ 2	1.000	52	8
37t)	Brown, Jac.	1/ 1	1/ 2	.500	31	4
37t)	Fry, Atl.	1/ 2	1/ 1	1.000	23	4
39)	Hauschka, Jac.	2/ 2	0/ 2	.000	--	2
40)	*Wright, Jac.	1/ 2	0/ 0	---	--	1
41)	Seibert, Cle.-Cin.	0/ 1	0/ 1	.000	--	0

WEEK 10 / THROUGH MONDAY, NOVEMBER 16, 2020

NFL / TOUCHBACKS ON KICKOFFS

Rank	Player, Team	TB
1)	Pinion, T.B.	52
2)	Slye, Car.	45
3t)	*Bass, Buf.	40
3t)	Butker, K.C.	40
3t)	Tucker, Bal.	40
6t)	Bullock, Cin.	37
6t)	Sanders, Mia.	37
8)	Lutz, N.O.	36
9)	Myers, Sea.	35
10)	Long, LA-C	34
11)	Carlson, L.V.	33
12)	Hopkins, Was.	32
13t)	Boswell, Pit.	31
13t)	McManus, Den.	31
13t)	Zuerlein, Dal.	31
16)	Crosby, G.B.	30
17t)	Elliott, Phi.	29
17t)	Z. Gonzalez, Ariz	29
19t)	Bailey, Min.	28
19t)	Gostkowski, Ten.	28
19t)	Sanchez, Ind.	28
22)	Bailey, N.E.	27
23)	Santos, Chi.	25
24)	Fairbairn, Hou.	24
25t)	Gano, NY-G	23
25t)	Wishnowsky, S.F.	23
27t)	Parkey, Cle.	22
27t)	*Sloman, LA-R	22
29)	Koo, Atl.	20
30)	Cooke, Jac.	18
31t)	Ficken, NY-J	13
31t)	Fox, Det.	13
33t)	Forbath, Car.-Chi.-LA-R	4
33t)	*Mann, NY-J	4
33t)	Rosas, Jac.	4
33t)	J. Scott, G.B.	4
37t)	Fry, Atl.	2
37t)	*Hofrichter, Atl.	2
37t)	Lambo, Jac.	2
40)	Gould, S.F.	1

WEEK 10 / THROUGH MONDAY, NOVEMBER 16, 2020

NFL / MOST YARDS FROM SCRIMMAGE

Rank	Player, Team	Yards	Total			Rushing			Receiving		
			Att+Rec	Avg	Yards	Att	Avg	Yards	Rec	Avg	
1)	Cook, Min. (RB)	1143	194	5.9	954	174	5.5	189	20	9.5	
2)	Kamara, N.O. (RB)	1134	171	6.6	486	104	4.7	648	67	9.7	
3)	Henry, Ten. (RB)	1033	212	4.9	946	201	4.7	87	11	7.9	
4)	*J. Robinson, Jac. (RB)	917	184	5.0	689	155	4.4	228	29	7.9	
5)	Diggs, Buf. (WR)	906	73	12.4	0	0	---	906	73	12.4	
6)	Hopkins, Ariz (WR)	861	67	12.9	0	0	---	861	67	12.9	
7)	Jones, T.B. (RB)	854	169	5.1	730	143	5.1	124	26	4.8	
8)	Jacobs, L.V. (RB)	849	205	4.1	700	182	3.8	149	23	6.5	
9)	McLaurin, Was. (WR)	817	59	13.8	30	2	15.0	787	57	13.8	
10)	Metcalfe, Sea. (WR)	816	45	18.1	0	0	---	816	45	18.1	
11t)	*Edwards-Helaire, K.C. (RB)	810	154	5.3	586	126	4.7	224	28	8.0	
11t)	Elliott, Dal. (RB)	810	186	4.4	572	150	3.8	238	36	6.6	
13)	Anderson, Car. (WR)	775	65	11.9	3	1	3.0	772	64	12.1	
14)	Hunt, Cle. (RB)	774	155	5.0	633	134	4.7	141	21	6.7	
15)	Kelce, K.C. (TE)	769	58	13.3	0	0	---	769	58	13.3	
16)	*Jefferson, Min. (WR)	762	42	18.1	0	0	---	762	42	18.1	
17)	Robinson, Chi. (WR)	754	64	11.8	-1	1	-1.0	755	63	12.0	
18)	D. Adams, G.B. (WR)	741	61	12.1	0	0	---	741	61	12.1	
19)	Moore, Car. (WR)	736	39	18.9	0	0	---	736	39	18.9	
20)	A. Jones, G.B. (RB)	724	131	5.5	493	103	4.8	231	28	8.3	
21)	T. Hill, K.C. (WR)	712	52	13.7	62	8	7.8	650	44	14.8	
22)	Conner, Pit. (RB)	691	154	4.5	556	132	4.2	135	22	6.1	
23)	Allen, LA-C (WR)	690	65	10.6	0	0	---	690	65	10.6	
24)	Montgomery, Chi. (RB)	684	161	4.2	472	131	3.6	212	30	7.1	
25)	Lockett, Sea. (WR)	681	58	11.7	0	0	---	681	58	11.7	
26)	Davis, Car. (RB)	675	139	4.9	385	92	4.2	290	47	6.2	
27)	Ridley, Atl. (WR)	671	46	14.6	14	3	4.7	657	43	15.3	
28)	Cooper, Dal. (WR)	666	62	10.7	11	3	3.7	655	59	11.1	
29t)	Boyd, Cin. (WR)	663	64	10.4	38	4	9.5	625	60	10.4	
29t)	Gurley, Atl. (RB)	663	174	3.8	584	159	3.7	79	15	5.3	
31)	Drake, Ariz (RB)	650	143	4.5	612	135	4.5	38	8	4.8	
32)	Beasley, Buf. (WR)	642	55	11.7	0	0	---	642	55	11.7	
33t)	*A. Gibson, Was. (RB)	638	129	4.9	436	103	4.2	202	26	7.8	
33t)	J. Jones, Atl. (WR)	638	43	14.8	0	0	---	638	43	14.8	
35t)	*Higgins, Cin. (WR)	631	45	14.0	28	5	5.6	603	40	15.1	
35t)	*Taylor, Ind. (RB)	631	135	4.7	428	113	3.8	203	22	9.2	
37t)	Fuller, Hou. (WR)	628	42	15.0	0	1	0.0	628	41	15.3	
37t)	*Lamb, Dal. (WR)	628	49	12.8	33	5	6.6	595	44	13.5	
39)	Sanders, Phi. (RB)	620	100	6.2	519	86	6.0	101	14	7.2	
40)	Henderson, LA-R (RB)	611	113	5.4	486	102	4.8	125	11	11.4	
41)	Kupp, LA-R (WR)	610	57	10.7	33	4	8.3	577	53	10.9	
42)	*Swift, Det. (RB)	606	101	6.0	331	70	4.7	275	31	8.9	
43)	K. Murray, Ariz (QB)	604	87	6.9	604	87	6.9	0	0	---	
44)	Singleton, Buf. (RB)	588	124	4.7	401	99	4.1	187	25	7.5	
45)	Gaskin, Mia. (RB)	585	130	4.5	387	100	3.9	198	30	6.6	
46)	D. Slayton, NY-G (WR)	583	40	14.6	-1	2	-0.5	584	38	15.4	
47)	Woods, LA-R (WR)	580	59	9.8	111	17	6.5	469	42	11.2	
48)	Da. Johnson, Hou. (RB)	569	119	4.8	408	103	4.0	161	16	10.1	
49)	Mixon, Cin. (RB)	566	140	4.0	428	119	3.6	138	21	6.6	
50)	Edmonds, Ariz (RB)	563	94	6.0	302	62	4.9	261	32	8.2	

WEEK 10 / THROUGH MONDAY, NOVEMBER 16, 2020**NFL / LEADERS IN FIRST DOWNS**

Rank	Player, Team	Rush	Rec	Tot
1)	Kamara, N.O. (RB)	32	29	61
2)	Cook, Min. (RB)	51	9	60
3)	Elliott, Dal. (RB)	39	14	53
4)	Henry, Ten. (RB)	48	4	52
5t)	Jacobs, L.V. (RB)	43	3	46
5t)	*J. Robinson, Jac. (RB)	36	10	46
7)	Hunt, Cle. (RB)	35	10	45
8t)	Allen, LA-C (WR)	0	42	42
8t)	Henderson, LA-R (RB)	35	7	42
8t)	Hopkins, Ariz (WR)	0	42	42
8t)	Kelce, K.C. (TE)	0	42	42
12t)	D. Adams, G.B. (WR)	0	39	39
12t)	Diggs, Buf. (WR)	0	39	39
12t)	McLaurin, Was. (WR)	2	37	39
12t)	K. Murray, Ariz (QB)	39	0	39
16t)	Boyd, Cin. (WR)	1	37	38
16t)	*Edwards-Helaire, K.C. (RB)	29	9	38
16t)	Gurley, Atl. (RB)	35	3	38
16t)	Jones, T.B. (RB)	37	1	38
16t)	Montgomery, Chi. (RB)	27	11	38
21t)	Conner, Pit. (RB)	31	6	37
21t)	*Taylor, Ind. (RB)	28	9	37
23)	Robinson, Chi. (WR)	0	36	36
24t)	Anderson, Car. (WR)	0	35	35
24t)	Metcalfe, Sea. (WR)	0	35	35
24t)	Ridley, Atl. (WR)	1	34	35
27t)	Beasley, Buf. (WR)	0	34	34
27t)	Cooper, Dal. (WR)	0	34	34
27t)	Davis, Car. (RB)	20	14	34
27t)	Drake, Ariz (RB)	34	0	34
27t)	Lockett, Sea. (WR)	0	34	34
27t)	Newton, N.E. (QB)	33	1	34
33t)	*Higgins, Cin. (WR)	1	32	33
33t)	Da. Johnson, Hou. (RB)	23	10	33
33t)	A. Jones, G.B. (RB)	22	11	33
33t)	Moore, Car. (WR)	0	33	33
37t)	M. Evans, T.B. (WR)	0	32	32
37t)	T. Hill, K.C. (WR)	2	30	32
37t)	Singleton, Buf. (RB)	27	5	32
40t)	Brown, LA-R (RB)	24	7	31
40t)	*A. Gibson, Was. (RB)	23	8	31
42t)	Edmonds, Ariz (RB)	15	15	30
42t)	*Lamb, Dal. (WR)	1	29	30
42t)	D. Slayton, NY-G (WR)	0	30	30
42t)	*Swift, Det. (RB)	19	11	30
42t)	Waller, L.V. (TE)	0	30	30
47t)	J. Allen, Buf. (QB)	28	1	29
47t)	Carson, Sea. (RB)	20	9	29
47t)	*Jefferson, Min. (WR)	0	29	29
47t)	J. Jones, Atl. (WR)	0	29	29
47t)	Sanders, Phi. (RB)	25	4	29
47t)	Smith-Schuster, Pit. (WR)	0	29	29
47t)	Thielen, Min. (WR)	0	29	29
47t)	Woods, LA-R (WR)	7	22	29

WEEK 10 / THROUGH MONDAY, NOVEMBER 16, 2020

NFL / LEADING PUNTERS

Rank	Player, Team	No	Yards	Lg	Avg	TB	Blk	Dwn	OB	Opp Ret	In Yds	Net 20	Avg
1)	Fox, Det.	33	1721	67	52.2	5	0	7	3	9	48	13	47.7
2)	M. Dickson, Sea.	33	1661	67	50.3	4	0	7	1	14	115	18	44.4
3)	Johnston, Phi.	39	1949	66	50.0	3	0	2	2	26	193	14	43.5
4)	Bojorquez, Buf.	25	1228	72	49.1	4	0	2	3	11	105	10	41.7
5)	Anger, Hou.	33	1593	67	48.3	5	0	2	3	12	79	12	42.8
6)	Martin, Den.	35	1677	69	47.9	2	1	2	6	18	168	11	40.8
7)	Wishnowsky, S.F.	34	1627	60	47.9	4	1	3	1	13	76	13	42.0
8)	Way, Was.	38	1818	61	47.8	2	0	6	0	20	101	13	44.1
9)	Sanchez, Ind.	24	1139	60	47.5	3	1	4	0	10	52	12	41.1
10)	*Townsend, K.C.	27	1273	67	47.1	6	0	3	2	6	74	10	40.0
11)	Bailey, N.E.	24	1124	64	46.8	1	0	5	3	4	17	15	45.3
12)	Huber, Cin.	38	1779	70	46.8	6	0	7	2	15	112	10	40.7
13)	O'Donnell, Chi.	48	2237	64	46.6	4	0	8	1	21	260	20	39.5
14)	Hekker, LA-R	36	1677	63	46.6	4	0	7	6	9	171	21	39.6
15)	Long, LA-C	34	1565	63	46.0	1	2	3	3	22	275	8	35.3
16)	Cooke, Jac.	31	1416	63	45.7	2	0	11	5	8	51	14	42.7
17)	Koch, Bal.	34	1547	59	45.5	1	0	3	6	13	65	16	43.0
18)	J. Scott, G.B.	27	1226	62	45.4	2	1	3	8	11	189	9	35.6
19)	*Mann, NY-J	46	2075	60	45.1	3	0	3	6	23	271	9	37.9
20)	Haack, Mia.	36	1609	63	44.7	1	0	10	0	9	46	17	42.9
21)	Gillan, Cle.	28	1248	59	44.6	1	0	2	2	17	171	9	37.8
22)	Dixon, NY-G	36	1591	71	44.2	2	0	11	0	11	59	21	41.4
23)	Pinion, T.B.	35	1541	59	44.0	1	0	4	8	12	115	11	40.2
24)	Colquitt, Min.	30	1318	57	43.9	2	2	4	0	19	196	6	33.8
25)	Lee, Ariz	29	1274	58	43.9	1	0	6	0	15	101	8	39.8
26)	Cole, L.V.	23	1005	61	43.7	0	0	3	4	7	78	10	40.3
27)	Jones, Dal.	24	1022	54	42.6	1	0	0	2	6	37	5	40.2
28)	Morstead, N.O.	30	1244	51	41.5	1	0	3	2	9	32	14	39.7
29)	*Hofrichter, Atl.	30	1222	55	40.7	1	0	3	3	8	46	9	38.5

NFL / LEADING PUNTERS, NET AVERAGE

Rank	Player, Team	No	Yards	Lg	Avg	TB	Blk	Dwn	OB	Opp Ret	In Yds	Net 20	Avg
1)	Fox, Det.	33	1721	67	52.2	5	0	7	3	9	48	13	47.7
2)	Bailey, N.E.	24	1124	64	46.8	1	0	5	3	4	17	15	45.3
3)	M. Dickson, Sea.	33	1661	67	50.3	4	0	7	1	14	115	18	44.4
4)	Way, Was.	38	1818	61	47.8	2	0	6	0	20	101	13	44.1
5)	Johnston, Phi.	39	1949	66	50.0	3	0	2	2	26	193	14	43.5
6)	Koch, Bal.	34	1547	59	45.5	1	0	3	6	13	65	16	43.0
7)	Haack, Mia.	36	1609	63	44.7	1	0	10	0	9	46	17	42.9
8)	Anger, Hou.	33	1593	67	48.3	5	0	2	3	12	79	12	42.8
9)	Cooke, Jac.	31	1416	63	45.7	2	0	11	5	8	51	14	42.7
10)	Wishnowsky, S.F.	34	1627	60	47.9	4	1	3	1	13	76	13	42.0
11)	Bojorquez, Buf.	25	1228	72	49.1	4	0	2	3	11	105	10	41.7
12)	Dixon, NY-G	36	1591	71	44.2	2	0	11	0	11	59	21	41.4
13)	Sanchez, Ind.	24	1139	60	47.5	3	1	4	0	10	52	12	41.1
14)	Martin, Den.	35	1677	69	47.9	2	1	2	6	18	168	11	40.8
15)	Huber, Cin.	38	1779	70	46.8	6	0	7	2	15	112	10	40.7
16)	Cole, L.V.	23	1005	61	43.7	0	0	3	4	7	78	10	40.3
17)	Jones, Dal.	24	1022	54	42.6	1	0	0	2	6	37	5	40.2
18)	Pinion, T.B.	35	1541	59	44.0	1	0	4	8	12	115	11	40.2
19)	*Townsend, K.C.	27	1273	67	47.1	6	0	3	2	6	74	10	40.0
20)	Lee, Ariz	29	1274	58	43.9	1	0	6	0	15	101	8	39.8
21)	Morstead, N.O.	30	1244	51	41.5	1	0	3	2	9	32	14	39.7
22)	Hekker, LA-R	36	1677	63	46.6	4	0	7	6	9	171	21	39.6
23)	O'Donnell, Chi.	48	2237	64	46.6	4	0	8	1	21	260	20	39.5
24)	*Hofrichter, Atl.	30	1222	55	40.7	1	0	3	3	8	46	9	38.5
25)	*Mann, NY-J	46	2075	60	45.1	3	0	3	6	23	271	9	37.9
26)	Gillan, Cle.	28	1248	59	44.6	1	0	2	2	17	171	9	37.8
27)	J. Scott, G.B.	27	1226	62	45.4	2	1	3	8	11	189	9	35.6
28)	Long, LA-C	34	1565	63	46.0	1	2	3	3	22	275	8	35.3
29)	Colquitt, Min.	30	1318	57	43.9	2	2	4	0	19	196	6	33.8

WEEK 10 / THROUGH MONDAY, NOVEMBER 16, 2020

NFL / PUNT RETURN LEADERS

Rank	Player, Team	Ret	FC	Yards	Avg	Long	TD
1)	McCloud, Pit.	14	7	210	15.0	57	0
2)	Grant, Mia.	20	5	294	14.7	88t	1
3)	D. Harris, N.O.	16	5	205	12.8	42	0
4)	Roberts, Buf.	16	7	191	11.9	38	0
5)	Hines, Ind.	17	6	151	8.9	21	0
6t)	Erickson, Cin.	12	8	106	8.8	22	0
6t)	*Proche, Bal.	18	12	159	8.8	17	0
8)	Raymond, Ten.	17	5	143	8.4	40	0
9)	*Lamb, Dal.	14	4	95	6.8	27	0
10)	Mickens, T.B.	15	12	99	6.6	14	0
11)	S. Sims, Was.	12	6	68	5.7	19	0

NFL / KICKOFF RETURN LEADERS

Rank	Player, Team	Ret	Yards	Avg	Long	TD
1)	Patterson, Chi.	26	787	30.3	104t	1
2)	*Rodgers, Ind.	18	537	29.8	101t	1
3)	Roberts, Buf.	20	581	29.1	60	0
4)	D. Harris, N.O.	14	395	28.2	75	0
5)	Homer, Sea.	12	291	24.3	44	0
6)	McCloud, Pit.	15	363	24.2	49	0
7)	Olszewski, N.E.	16	385	24.1	33	0
8)	B. Wilson, Cin.	18	433	24.1	49	0
9)	Cooper, Car.	18	430	23.9	38	0
10)	*Reed, LA-C	16	359	22.4	46	0
11)	*Osborn, Min.	13	289	22.2	38	0
12)	Pollard, Dal.	21	466	22.2	67	0
13)	D. Johnson, Was.	16	349	21.8	46	0
14)	*Peoples-Jones, Cle.	16	338	21.1	33	0
15)	Carter, Hou.	12	250	20.8	29	0
16)	Powell, Atl.	14	287	20.5	29	0
17)	Raymond, Ten.	15	275	18.3	30	0

WEEK 10 / THROUGH MONDAY, NOVEMBER 16, 2020

NFL / LEADERS IN INTERCEPTIONS

Rank	Player, Team	Int	Yards	Avg	Long	TD
1)	J. Jackson, N.E.	6	55	9.2	30	0
2)	X. Howard, Mia.	5	58	11.6	29	0
3t)	C. Davis, T.B.	4	42	10.5	34	0
3t)	D. Williams, LA-R	4	21	5.3	19	0
3t)	Fuller, Was.	4	0	0.0	0	0
6t)	Jackson, Car.	3	110	36.7	66	0
6t)	Heath, L.V.	3	89	29.7	47	0
6t)	Simmons, Den.	3	83	27.7	46	0
6t)	Desir, NY-J	3	58	19.3	35t	1
6t)	H. Smith, Min.	3	24	8.0	16	0
6t)	Wilson, Min.	3	23	7.7	16	0
6t)	Bradberry, NY-G	3	19	6.3	19	0
6t)	Peters, Bal.	3	17	5.7	12	0
6t)	P. Peterson, Ariz	3	7	2.3	7	0
15t)	Butler, Ten.	2	97	48.5	68	0
15t)	Baker, Ariz	2	90	45.0	90	0
15t)	Edwards, T.B.	2	67	33.5	37	0
15t)	D. McCourty, N.E.	2	62	31.0	43t	1
15t)	Sorensen, K.C.	2	54	27.0	50t	1
15t)	Carrie, Ind.	2	47	23.5	47t	1
15t)	K. Moore, Ind.	2	45	22.5	29t	1
15t)	X. Rhodes, Ind.	2	44	22.0	44t	1
15t)	Mathieu, K.C.	2	43	21.5	25t	1
15t)	Fitzpatrick, Pit.	2	40	20.0	33t	1
15t)	*Sneed, K.C.	2	39	19.5	39	0
15t)	*Diggs, Dal.	2	33	16.5	33	0
15t)	Wreh-Wilson, Atl.	2	26	13.0	23	0
15t)	Harmon, Det.	2	22	11.0	21	0
15t)	Shaqui. Griffin, Sea.	2	20	10.0	16	0
15t)	*Blackmon, Ind.	2	19	9.5	15	0
15t)	M. Williams, N.O.	2	17	8.5	17	0
15t)	Poole, NY-J	2	15	7.5	13	0
15t)	Poyer, Buf.	2	14	7.0	14	0
15t)	Ta. Gipson, Chi.	2	10	5.0	9	0
15t)	M. Jenkins, N.O.	2	10	5.0	9	0
15t)	Ja. Taylor, S.F.	2	8	4.0	8	0
15t)	Goodson, Cle.	2	7	3.5	7	0
15t)	Hooker, Ten.	2	3	1.5	3	0
15t)	Nelson, Pit.	2	3	1.5	3	0
15t)	Warner, S.F.	2	3	1.5	3	0
15t)	S. Jones, Jac.	2	1	0.5	1	0
15t)	Neal, Sea.	2	1	0.5	1	0
15t)	Bates, Cin.	2	0	0.0	0	0
15t)	Callahan, Den.	2	0	0.0	0	0
15t)	Diggs, Sea.	2	0	0.0	0	0
15t)	Kirkpatrick, Ariz	2	0	0.0	0	0
15t)	Robinson, N.O.	2	0	0.0	0	0
15t)	*L. Wilson, Cin.	2	0	0.0	0	0

WEEK 10 / THROUGH MONDAY, NOVEMBER 16, 2020**NFL / LEADERS IN SACKS**

Rank	Player, Team	Sacks
1)	Garrett, Cle. (DE)	9.5
2t)	Donald, LA-R (DE)	9.0
2t)	T. Watt, Pit. (LB)	9.0
4t)	Ogbah, Mia. (DE)	8.0
4t)	Z. Smith, G.B. (LB)	8.0
6t)	Hendrickson, N.O. (DE)	7.5
6t)	Pierre-Paul, T.B. (LB)	7.5
8t)	Dupree, Pit. (LB)	7.0
8t)	Floyd, LA-R (LB)	7.0
8t)	Graham, Phi. (DE)	7.0
11)	K. Mack, Chi. (LB)	6.5
12t)	Autry, Ind. (DT)	6.0
12t)	Crosby, L.V. (DE)	6.0
12t)	R. Okwara, Det. (DE)	6.0
12t)	Tuitt, Pit. (DE)	6.0
16t)	Adams, Sea. (DB)	5.5
16t)	Chubb, Den. (LB)	5.5
16t)	Hyder, S.F. (DE)	5.5
16t)	Jones, K.C. (DT)	5.5
20t)	Barrett, T.B. (LB)	5.0
20t)	Ngakoué, Min.-Bal. (DE)	5.0
20t)	Reddick, Ariz (LB)	5.0
20t)	Reed, Den. (LB)	5.0
20t)	A. Smith, Dal. (DE)	5.0
20t)	Sweat, Was. (DE)	5.0
20t)	White, T.B. (LB)	5.0
20t)	L. Williams, NY-G (DE)	5.0
28t)	Barnett, Phi. (DE)	4.5
28t)	Bosa, LA-C (DE)	4.5
28t)	Kerrigan, Was. (DE)	4.5
31t)	Addison, Buf. (DE)	4.0
31t)	Burns, Car. (DE)	4.0
31t)	Campbell, Bal. (DE)	4.0
31t)	Clark, K.C. (DE)	4.0
31t)	Hughes, Buf. (DE)	4.0
31t)	Suh, T.B. (DE)	4.0
31t)	Watt, Hou. (DE)	4.0
38t)	Cox, Phi. (DT)	3.5
38t)	Griffen, Dal.-Det. (DE)	3.5
38t)	Hicks, Chi. (DE)	3.5
38t)	Houston, Ind. (DE)	3.5
38t)	Klein, Buf. (LB)	3.5
38t)	Lawson, Cin. (DE)	3.5
38t)	Lewis, Ind. (DE)	3.5
38t)	Nwosu, LA-C (LB)	3.5
38t)	J. Reed, Sea. (DT)	3.5
38t)	Richardson, Cle. (DT)	3.5
38t)	Wilson, Min. (LB)	3.5
38t)	*Young, Was. (DE)	3.5
50t)	Brockers, LA-R (DE)	3.0
50t)	Cunningham, Hou. (LB)	3.0
50t)	Davis, N.O. (LB)	3.0
50t)	Fackrell, NY-G (LB)	3.0
50t)	Haynes, Car. (DE)	3.0
50t)	Hilton, Pit. (DB)	3.0
50t)	Judon, Bal. (LB)	3.0
50t)	Lawrence, Dal. (DE)	3.0
50t)	Lawrence, NY-G (DT)	3.0
50t)	Mercilus, Hou. (LB)	3.0
50t)	Onyemata, N.O. (DT)	3.0
50t)	Reeder, LA-R (LB)	3.0
50t)	Settle, Was. (DT)	3.0
50t)	Sweat, Phi. (DE)	3.0
50t)	Tillery, LA-C (DT)	3.0
50t)	Wagner, Sea. (LB)	3.0
50t)	Williams, NY-J (DT)	3.0
50t)	Williams, Pit. (LB)	3.0
50t)	*Wonnum, Min. (DE)	3.0

WEEK 10 / THROUGH MONDAY, NOVEMBER 16, 2020

NFL / FUMBLE RECOVERIES

Rank	Player, Team	TotRec	OffRec	DefRec
1t)	*Burrow, Cin.	4	4	0
1t)	Lock, Den.	4	4	0
3t)	Brady, T.B.	3	3	0
3t)	Clark, Bal.	3	1	2
3t)	J. Jackson, N.E.	3	1	2
3t)	Jackson, Bal.	3	3	0
3t)	Wentz, Phi.	3	3	0
8t)	Boston, Car.	2	0	2
8t)	Brees, N.O.	2	2	0
8t)	*Callaway, N.O.	2	0	2
8t)	Conner, Pit.	2	2	0
8t)	David, T.B.	2	0	2
8t)	Elliott, Dal.	2	2	0
8t)	Floyd, LA-R	2	0	2
8t)	Foles, Chi.	2	2	0
8t)	Fort, Bal.	2	0	2
8t)	Garrett, Cle.	2	0	2
8t)	Gray, N.O.	2	2	0
8t)	M. Harris, S.F.	2	0	2
8t)	T. Hill, N.O.	2	2	0
8t)	*Hurts, Phi.	2	2	0
8t)	Ingram, Bal.	2	2	0
8t)	Jones, NY-G	2	2	0
8t)	Kamara, N.O.	2	2	0
8t)	Kelce, Phi.	2	2	0
8t)	Mayfield, Cle.	2	2	0
8t)	McLeod, Phi.	2	0	2
8t)	A. Miller, Chi.	2	2	0
8t)	Niemann, K.C.	2	0	2
8t)	Norman, Buf.	2	0	2
8t)	Peters, Bal.	2	0	2
8t)	*Queen, Bal.	2	0	2
8t)	Reynolds, LA-R	2	2	0
8t)	Roethlisberger, Pit.	2	2	0
8t)	Simmons, Ten.	2	0	2
8t)	S. Sims, Was.	2	2	0
8t)	Smith, N.O.	2	2	0
8t)	Z. Smith, G.B.	2	0	2
8t)	Van Noy, Mia.	2	0	2
8t)	Vigil, LA-C	2	0	2
8t)	Watson, Hou.	2	2	0
8t)	White, Buf.	2	0	2
8t)	Wilson, Min.	2	0	2
8t)	*Wright, Was.	2	2	0
8t)	Wright, Sea.	2	0	2

WEEK 10 / THROUGH MONDAY, NOVEMBER 16, 2020**NFL / OFFENSIVE FUMBLE RECOVERIES**

Rank	Player, Team	Ret	Yards	Avg	Long	TD
1t)	*Burrow, Cin.	4	0	0.0	0	0
1t)	Lock, Den.	4	0	0.0	0	0
3t)	Brady, T.B.	3	0	0.0	0	0
3t)	Jackson, Bal.	3	0	0.0	0	0
3t)	Wentz, Phi.	3	0	0.0	0	0
6t)	Brees, N.O.	2	0	0.0	0	0
6t)	Conner, Pit.	2	0	0.0	0	0
6t)	Elliott, Dal.	2	0	0.0	0	0
6t)	Foles, Chi.	2	0	0.0	0	0
6t)	Gray, N.O.	2	0	0.0	0	0
6t)	T. Hill, N.O.	2	0	0.0	0	0
6t)	*Hurts, Phi.	2	0	0.0	0	0
6t)	Ingram, Bal.	2	0	0.0	0	0
6t)	Jones, NY-G	2	0	0.0	0	0
6t)	Kamara, N.O.	2	0	0.0	0	0
6t)	Kelce, Phi.	2	0	0.0	0	0
6t)	Mayfield, Cle.	2	0	0.0	0	0
6t)	A. Miller, Chi.	2	0	0.0	0	0
6t)	Roethlisberger, Pit.	2	0	0.0	0	0
6t)	S. Sims, Was.	2	0	0.0	0	0
6t)	Smith, N.O.	2	0	0.0	0	0
6t)	Watson, Hou.	2	0	0.0	0	0
6t)	*Wright, Was.	2	0	0.0	0	0
6t)	Reynolds, LA-R	2	-2	-1.0	8	0

NFL / DEFENSIVE FUMBLE RECOVERIES

Rank	Player, Team	Ret	Yards	Avg	Long	TD
1t)	Clark, Bal.	2	66	33.0	65t	1
1t)	*Queen, Bal.	2	53	26.5	53t	1
1t)	McLeod, Phi.	2	50	25.0	53t	1
1t)	Vigil, LA-C	2	44	22.0	44	0
1t)	Van Noy, Mia.	2	28	14.0	28	0
1t)	Fort, Bal.	2	24	12.0	22t	1
1t)	Norman, Buf.	2	7	3.5	7	0
1t)	Wilson, Min.	2	7	3.5	4	0
1t)	Boston, Car.	2	0	0.0	0	0
1t)	*Callaway, N.O.	2	0	0.0	0	0
1t)	David, T.B.	2	0	0.0	0	0
1t)	Floyd, LA-R	2	0	0.0	0	0
1t)	Garrett, Cle.	2	0	0.0	0	0
1t)	M. Harris, S.F.	2	0	0.0	0	0
1t)	J. Jackson, N.E.	2	0	0.0	0	0
1t)	Niemann, K.C.	2	0	0.0	0	0
1t)	Simmons, Ten.	2	0	0.0	0	0
1t)	Z. Smith, G.B.	2	0	0.0	0	0
1t)	Wright, Sea.	2	0	0.0	0	0
1t)	White, Buf.	2	-1	-0.5	0	0
1t)	Peters, Bal.	2	-3	-1.5	0	0

WEEK 10 / THROUGH MONDAY, NOVEMBER 16, 2020

Team/Offense Rank (Within League)

	BAL	BUF	CIN	CLE	DEN	HOU	IND	JAX	KC	LV	LAC	MIA	NE	NYJ	PIT	TEN		ARI	ATL	CAR	CHI	DAL	DET	GB	LAR	MIN	NO	NYG	PHI	SF	SEA	TB	WAS
	22	10	18	23	26	20	15	25	2	13	4	29	19	32	24	11	TYds/G	1	5	21	31	8	17	6	7	9	12	30	27	16	3	14	28
	21	7	27	13	26	6	15	22	2	11	19	24	20	32	25	8	TYds/P	4	18	9	31	23	12	5	10	1	17	30	28	16	3	14	29
	2	29	21	4	19	31	20	26	14	7	9	28	3	27	24	6	RYds/G	1	18	22	32	17	25	11	8	5	12	16	10	15	13	23	30
	5	25	24	3	16	26	29	9	11	12	22	32	7	19	27	8	RshAvg	1	30	14	31	23	20	13	15	2	21	10	4	18	6	17	28
	31	5	16	30	23	8	10	19	1	21	7	26	29	32	18	24	PsyD/G	13	2	17	25	4	12	6	11	22	15	28	27	14	3	9	20
	24	7	27	21	28	4	5	25	2	11	12	15	20	32	22	14	PasAvg	8	10	16	30	23	18	3	9	1	13	29	31	17	6	19	26
	19	13	7	25	32	9	18	15	1	2	10	21	30	24	6	5	%HdInt	22	8	16	26	14	20	3t	12	31	3t	23	29	28	27	11	17
	30	14t	26	10	20	25	1	24	5	11	14t	12	17	27	2	9	Sac/PP	8	13	16	18	19	21	3	6	22	7	31	32	23	29	4	28
	27	4	10t	24	30	28	14	25t	5t	16t	10t	25t	8t	32	22	12	1D/Gm	1	3	20	31	2	13	16t	7	21	8t	29	19	18	5t	15	23
	11	2t	29	18	27	17	30	10	2t	1	8	28	13	32	6	9	3D Eff	14t	12	20	31	22	21	4	7	19	5	23	24	16	26	14t	25
	17	1	2	27	32	15t	14	31	21t	4	21t	6	7	28	10t	10t	4D Eff	3	19t	19t	21t	21t	10t	18	21t	21t	13	8t	30	29	5	15t	8t
	14t	4	14t	24t	8	17	13	1	24t	6	27	2	20	21	3	18	PR Avg	31	11	29	19	12	10	28	23	32	5	9	26	16	7	22	30
	1	6	11	19t	21	18	3	22	2	26t	16	28	10	31	8	30	KR Avg	24	26t	5	4	9	13	32	23	17	7	14	29	19t	12	15	25
	18	4	10	22	12t	6	17	16	8	27	28	21	9	20	19	15	GPntAv	25	32	7	11	29	1	26	12t	31	30	23	3	14	2	24	5
	6t	12	16	29	15	10	14	9	20	17	31	8	2	28	26	25	NPntAv	21	27	6t	24	19	1	30	23	32	22	13	5	11	3	18	4
	12	11	22t	18t	28	25	14	26	2	8	17	9	27	32	4t	10	Pts/Gm	7	13	21	31	22t	16	3	18t	15	4t	30	24	20	1	6	29
	9	25	13t	20	7t	21	13t	26	16t	11t	28	6	16t	16t	1t	32	FG%	24	4	22t	15	19	27	1t	29	22t	7t	5	31	10	1t	11t	30

Opponent/Defense Rank (Within League)

	BAL	BUF	CIN	CLE	DEN	HOU	IND	JAX	KC	LV	LAC	MIA	NE	NYJ	PIT	TEN		ARI	ATL	CAR	CHI	DAL	DET	GB	LAR	MIN	NO	NYG	PHI	SF	SEA	TB	WAS
	8	20	26	15	17	29	1	31	14	21	12	19	13	28	6	25	TYds/G	18	30	22	10	23	27	9	2	24	4	16	11	5	32	3	7
	7	22	30	12	11	27	2	31	13	24	16	17	28	26	5	21	TYds/P	14	32	23	8	18	25	20	1	19	4	15	6	10	29	3	9
	11	28	27	8	23	32	3	25	29	13	16	22	24	19	9	18	RYds/G	17	6	20	14	31	30	12	5	15	2	7	26	10	4	1	21
	21	29	31	7	17	32	3	16	27	19	25	26	18	10	14	20	RshAvg	22	12	28	8	30	24	23	9	11	2	6	15	5	4	1	13
	7	17	26	21	14	18	2	30	8	25	16	19	10	29	5	28	PsyD/G	20	31	22	12	11	24	13	3	27	15	23	6	4	32	9	1
	2	19	27	15	9	24	6	32	7	23	13	14	31	30	3	18	PasAvg	10	29	22	11	17	25	21	1	26	12	20	4	16	28	5	8
	29	19	11	21	23	32	2	13	6	20	28	12	1	17	3	10	%HdInt	14	22	27	24	30	25	26	8	18	7	16	31	9	15	4	5
	7	6	28	14	12	15	9	31	17	29	24	13	23	27	1	30	Sac/PP	16	26	32	18	19	25	10	4	21	8	11	3	20	22	5	2
	13	23	20t	24	9t	28t	4	25	14	18t	6	22	9t	28t	1	28t	1D/Gm	26	20t	27	12	17	31	9t	3	18t	8	16	15	7	32	2	5
	2	23	24	29	6	27	17	19	11	25	12	3	18	20	14	31	3D Eff	9	8	32	1	28	26	15	5	4	22	21	10	7	30	13	16
	6t	15	9	31	10	22t	17	24t	27t	30	6t	8	2t	21	1	27t	4D Eff	22t	2t	32	24t	11	20	4	5	24t	16	29	12t	18t	18t	12t	12t
	3	20	17	22	19	13	6	12	28	25	30	5	2	27	24	26	PR Avg	15	10	14	29	7	8	31	32	23	1	9	16	11	18	21	4
	15	5	18	29	31	11	13	2	25	24	30	1	16	26	7	9	KR Avg	4	21	20	19	6	14	17	27	23	3	12	10	22	8	32	28
	21	16	20	19	5	8	4	2	24	26	30	6	29	7	10	31	GPntAv	15	27	3	18	17	1	14	22	9	23	32	13	25	28	11	12
	14	9	15	16	5	12	4	1	32	13	29	2	31	18	7	23	NPntAv	17	24	10	11	8	3	21	30	19	6	22	27	26	25	20	28
	1	18	24	20	27	26	4	31	6	19	22	5	11	30	3	17	Pts/Gm	9	25	21	7	32	29	15	2	23	13	12	16	10	28	8	14
	2	30	9	17	19	3	6	14t	4	21t	14t	1	28t	7	5	24t	FG%	23	18	31	10t	21t	8	13	26	32	10t	12	20	24t	14t	27	28t



LAST WEEK'S
GAME BOOK

National Football League Game Summary

NFL Copyright © 2020 by The National Football League. All rights reserved. This summary and play-by-play is for the express purpose of assisting media in their coverage of the game; any other use of this material is prohibited without the written permission of the National Football League.

Date: Sunday, 11/15/2020

Los Angeles Chargers at Miami Dolphins

Start Time: 4:05 PM EST

at Hard Rock Stadium, Miami Gardens, FL

Game Day Weather

Game Weather: Partly Cloudy
Played Open Stadium on Turf: Natural Grass

Temp: 83° F (28.3° C) Humidity: 73%, Wind: SE 7 mph mph
Outdoor Weather: Partly Cloudy,

Officials

Referee: Boger, Jerome (23) Umpire: Anderson, Barry (20) Down Judge: Mapp, Julian (10)
Line Judge: Baynes, Rusty (59) Field Judge: Shaw, Dale (104) Side Judge: Jeffries, Anthony (36)
Back Judge: Freeman, Brad (88) Replay Official: Smith, Ross (0)

Lineups

Los Angeles Chargers			Miami Dolphins				
Offense		Defense	Offense		Defense		
WR 13	K.Allen	DT 93	J.Jones	LT 73	A.Jackson	DE 92	Z.Sieler
LT 69	S.Tevi	NT 95	L.Joseph	LG 75	E.Flowers	NT 98	R.Davis
LG 76	F.Lamp	DE 54	M.Ingram	C 67	T.Karras	DE 91	E.Ogbah
C 66	D.Feeney	LB 44	K.White	RG 77	J.Davis	LB 90	S.Lawson
RG 70	T.Turner	NT 71	D.Square	RT 68	R.Hunt	LB 44	E.Roberts
RT 75	B.Bulaga	LB 56	K.Murray Jr.	OL 70	J.Davenport	S 29	Br.Jones
TE 86	H.Henry	DE 98	I.Rochell	OL 66	S.Kindley	LB 53	K.Van Noy
WR 81	M.Williams	S 23	R.Jenkins	TE 80	A.Shaheen	CB 24	By.Jones
QB 10	J.Herbert	S 24	N.Adderley	TE 81	D.Smythe	CB 25	X.Howard
RB 31	K.Ballage	DE 42	U.Nwosu	QB 1	T.Tagovailoa	S 21	E.Rowe
TE 89	D.Parham Jr.	DT 99	J.Tillery	RB 26	S.Ahmed	S 28	B.McCain

Substitutions

K 1 T.Long, K 4 M.Badgley, WR 12 J.Reed, WR 15 J.Guyton, CB 26 C.Hayward Jr., RB 27 J.Kelley, DB 29 Q.Meeks, S 32 A.Gilman, RB 35 T.Pope, S 36 J.Addae, CB 37 T.Campbell, FB 40 G.Nabers, CB 43 M.Davis, LS 45 C.Mazza, LB 46 M.Jefferson, LB 51 E.Egbule, LB 52 D.Perryman, LB 59 N.Vigil, C/G 61 S.Quessenberry, C/G 64 C.Toner, T 79 T.Pipkins III, TE 82 S.Anderson, WR 83 T.Johnson, WR 84 K.Hill Jr., DT 91 C.Broughton

Substitutions

P 2 M.Haack, K 7 J.Sanders, RB/WR 10 M.Perry, WR 11 D.Parker, WR 19 J.Grant, CB 23 N.Igbinoghene, RB 31 D.Washington, RB 32 P.Laird, CB 33 J.Perry, S 35 K.Frazier, CB 40 N.Needham, S 42 C.Fejedelem, LB 43 A.Van Ginkel, LB 48 C.Munson, LB 49 S.Eguavoen, LS 50 B.Ferguson, LB 51 K.Grugier-Hill, LB 55 J.Baker, DE 58 J.Strowbridge, C/G 63 M.Deiter, TE 85 C.Myarick, WR 86 M.Hollins, TE 88 M.Gesicki, DT 95 B.Jones

Did Not Play

QB 5 T.Taylor

Did Not Play

QB 14 R.Fitzpatrick, WR 16 A.Callaway

Not Active

QB 2 E.Stick, G/T 73 T.St. Louis, T 74 S.Norton, DE 90 J.Lemonier, DE 97 J.Bosa

Not Active

RB 15 L.Bowden, RB 22 M.Breida, FB 27 C.Cox, RB 34 J.Howard, T 78 A.Pankey

Field Goals (made () & missed)

		J.Sanders	(50)	(35)	47WR	(49)		
		1	2	3	4	OT	Total	
VISITOR:	Los Angeles Chargers	0	7	7	7	0	21	
HOME:	Miami Dolphins	14	3	3	9	0	29	

Scoring Plays

Team	Qtr	Time	Play Description (Extra Point) (Drive Info)	Visitor	Home
Dolphins	1	12:54	S.Ahmed 1 yd. run (J.Sanders kick) (1-1, 0:04)	0	7
Dolphins	1	0:58	J.Grant 3 yd. pass from T.Tagovailoa (J.Sanders kick) (13-88, 7:04)	0	14
Chargers	2	4:25	J.Herbert 1 yd. run (M.Badgley kick) (11-37, 5:51)	7	14
Dolphins	2	0:24	J.Sanders 50 yd. Field Goal (5-15, 0:42)	7	17
Chargers	3	7:02	H.Henry 2 yd. pass from J.Herbert (M.Badgley kick) (11-68, 6:38)	14	17
Dolphins	3	2:30	J.Sanders 35 yd. Field Goal (8-58, 4:32)	14	20
Dolphins	4	11:38	D.Smythe 2 yd. pass from T.Tagovailoa (pass failed) (5-32, 2:32)	14	26
Dolphins	4	3:59	J.Sanders 49 yd. Field Goal (7-14, 2:38)	14	29
Chargers	4	1:57	K.Allen 13 yd. pass from J.Herbert (M.Badgley kick) (8-69, 2:02)	21	29

National Football League Game Summary

NFL Copyright © 2020 by The National Football League. All rights reserved. This summary and play-by-play is for the express purpose of assisting media in their coverage of the game; any other use of this material is prohibited without the written permission of the National Football League.

Paid Attendance: 12,751

Time: 2:56

Los Angeles Chargers vs Miami Dolphins
11/15/2020 at Hard Rock Stadium

Final Team Statistics

	Visitor Chargers	Home Dolphins
TOTAL FIRST DOWNS	19	17
By Rushing	9	6
By Passing	10	10
By Penalty	0	1
THIRD DOWN EFFICIENCY	4-13-31%	5-14-36%
FOURTH DOWN EFFICIENCY	2-3-67%	0-0-0%
TOTAL NET YARDS	273	280
Total Offensive Plays (inc. times thrown passing)	63	57
Average gain per offensive play	4.3	4.9
NET YARDS RUSHING	99	111
Total Rushing Plays	29	32
Average gain per rushing play	3.4	3.5
Tackles for a loss-number and yards	3-5	3-5
NET YARDS PASSING	174	169
Times thrown - yards lost attempting to pass	2-13	0-0
Gross yards passing	187	169
PASS ATTEMPTS-COMPLETIONS-HAD INTERCEPTED	32-20-1	25-15-0
Avg gain per pass play (inc.# thrown passing)	5.1	6.8
KICKOFFS Number-In End Zone-Touchbacks	4-3-3	7-5-3
PUNTS Number and Average	5-34.2	2-52.0
Had Blocked	1	0
FGs - PATs Had Blocked	0-0	0-0
Net Punting Average	22.8	52.0
TOTAL RETURN YARDAGE (Not Including Kickoffs)	0	85
No. and Yards Punt Returns	0-0	3-57
No. and Yards Kickoff Returns	4-80	0-0
No. and Yards Interception Returns	0-0	1-28
PENALTIES Number and Yards	5-31	3-15
FUMBLES Number and Lost	0-0	2-1
TOUCHDOWNS	3	3
Rushing	1	1
Passing	2	2
EXTRA POINTS Made-Attempts	3-3	2-3
Kicking Made-Attempts	3-3	2-2
Passing Made-Attempts	0-0	0-1
FIELD GOALS Made-Attempts	0-0	3-4
RED ZONE EFFICIENCY	3-3-100%	3-5-60%
GOAL TO GO EFFICIENCY	2-2-100%	3-3-100%
SAFETIES	0	0
FINAL SCORE	21	29
TIME OF POSSESSION	29:54	30:06

Ball Possession And Drive Chart

Los Angeles Chargers

#	Time Recd	Time Lost	Time Poss	How Ball Obtained	Drive Began	# Play	Yds Gain	Yds Pen	Net Yds	1st Down	Last Scrm	How Given Up
1	15:00	12:58	2:02	Kickoff	LAC 25	3	-4	0	-4	0	LAC 21	Blocked Punt
2	12:54	8:02	4:52	Kickoff	LAC 7	8	48	0	48	3	MIA 45	Punt
3	0:58	14:50	1:08	Kickoff	LAC 25	3	7	0	7	0	LAC 32	Punt
4	10:16	4:25	5:51	Fumble	MIA 37	11	37	0	37	3	* MIA 1	Touchdown
5	2:00	1:06	0:54	Punt	LAC 4	5	11	-5	6	1	LAC 10	Punt
6	0:24	0:00	0:24	Kickoff	LAC 13	1	-1	0	-1	0	LAC 13	End of Half
7	13:40	7:02	6:38	Punt	LAC 32	11	68	0	68	6	* MIA 2	Touchdown
8	2:30	14:10	3:20	Kickoff	LAC 18	6	27	0	27	2	LAC 45	Interception
9	11:38	10:40	0:58	Kickoff	LAC 25	3	2	-9	-7	0	LAC 18	Punt
10	8:22	6:37	1:45	Missed FG	LAC 37	4	9	0	9	0	LAC 46	Downs
11	3:59	1:57	2:02	Kickoff	LAC 31	8	69	0	69	4	* MIA 13	Touchdown

(280) Average LAC 25

Miami Dolphins

#	Time Recd	Time Lost	Time Poss	How Ball Obtained	Drive Began	# Play	Yds Gain	Yds Pen	Net Yds	1st Down	Last Scrm	How Given Up
1	12:58	12:54	0:04	Blocked Punt	LAC 1	1	1	0	1	1	* LAC 1	Touchdown
2	8:02	0:58	7:04	Punt	MIA 12	13	88	0	88	6	* LAC 3	Touchdown
3	14:50	10:16	4:34	Punt	MIA 44	9	47	0	47	2	* LAC 9	Fumble
4	4:25	2:00	2:25	Kickoff	MIA 25	3	9	0	9	0	MIA 34	Punt
5	1:06	0:24	0:42	Punt	LAC 47	5	15	0	15	1	LAC 32	Field Goal
6	15:00	13:40	1:20	Kickoff	MIA 25	3	6	-5	1	0	MIA 26	Punt
7	7:02	2:30	4:32	Kickoff	MIA 25	8	63	-5	58	3	* LAC 17	Field Goal
8	14:10	11:38	2:32	Interception	LAC 32	5	32	0	32	3	* LAC 2	Touchdown
9	10:40	8:22	2:18	Punt	LAC 38	4	9	0	9	0	LAC 29	Missed FG
10	6:37	3:59	2:38	Downs	LAC 45	7	14	0	14	1	LAC 31	Field Goal
11	1:57	0:00	1:57	Kickoff	LAC 49	3	-4	0	-4	0	MIA 48	End of Game

(519) Average MIA 47

* inside opponent's 20

Time of Possession by Quarter

Visitor	Home	1st	2nd	3rd	4th	OT	Total
Los Angeles Chargers	Miami Dolphins	7:52	7:19	9:08	5:35		29:54
Miami Dolphins	Los Angeles Chargers	7:08	7:41	5:52	9:25		30:06

Kickoff Drive No.-Start Average

Chargers: 7 - LAC 21

Dolphins: 3 - MIA 25

Los Angeles Chargers vs Miami Dolphins
11/15/2020 at Hard Rock Stadium

Final Defensive Statistics

Los Angeles Chargers

Regular Defensive Plays

Special Teams

Misc

	TKL	AST	COMB	SK	/ YDS	TFL	Q	IN	PD	FF	FR	TKL	AST	FF	FR	BL	TKL	AST	FF	FR	
N.Adderley	8	0	8	0	0	0	0	0	0	0	0	0	0	0	0	0	0	0	0	0	0
K.White	3	3	6	0	0	1	0	0	0	0	0	0	0	0	0	0	0	0	0	0	0
M.Davis	5	0	5	0	0	1	0	0	2	0	0	0	0	0	0	0	0	0	0	0	0
R.Jenkins	4	1	5	0	0	0	0	0	0	0	0	0	0	0	0	0	0	0	0	0	0
K.Murray Jr.	2	2	4	0	0	0	0	0	0	0	0	0	0	0	0	0	0	0	0	0	0
L.Joseph	2	2	4	0	0	0	0	0	0	0	0	0	0	0	0	0	0	0	0	0	0
J.Jones	2	1	3	0	0	1	0	0	0	0	0	0	0	0	0	0	0	0	0	0	0
D.Perryman	2	1	3	0	0	0	0	0	0	0	0	0	0	0	0	0	0	0	0	0	0
J.Tillery	1	1	2	0	0	0	0	0	0	0	0	0	0	0	0	0	0	0	0	0	0
D.Square	1	1	2	0	0	0	0	0	0	0	0	0	0	0	0	0	0	0	0	0	0
T.Campbell	1	0	1	0	0	0	1	0	0	0	0	0	0	0	0	0	0	0	0	0	0
J.Addae	1	0	1	0	0	0	0	0	0	0	0	1	1	0	0	0	0	0	0	0	0
C.Hayward Jr.	1	0	1	0	0	0	0	0	0	0	0	0	0	0	0	0	0	0	0	0	0
U.Nwosu	1	0	1	0	0	0	0	0	0	0	0	0	0	0	0	0	0	0	0	0	0
I.Rochell	1	0	1	0	0	0	0	0	0	0	0	0	0	0	0	0	0	0	0	0	0
N.Vigil	0	0	0	0	0	0	0	0	0	0	1	0	1	0	0	0	0	0	0	0	0
C.Mazza	0	0	0	0	0	0	0	0	0	0	0	1	0	0	0	0	0	0	0	0	0
J.Herbert	0	0	0	0	0	0	0	0	0	0	0	0	0	0	0	0	1	0	0	0	0
Total	35	12	47	0	0	3	1	0	2	0	1	2	2	0	0	0	1	0	0	0	0

TKL = Tackle AST = Assist COMB = Combined QH=QB Hit IN = Interception PD = Pass Defense FF = Forced Fumble FR = Fumble Recovery

Miami Dolphins

Regular Defensive Plays

Special Teams

Misc

	TKL	AST	COMB	SK	/ YDS	TFL	QH	IN	PD	FF	FR	TKL	AST	FF	FR	BL	TKL	AST	FF	FR	
R.Davis	4	3	7	0	0	0	0	0	0	0	0	0	0	0	0	0	0	0	0	0	0
E.Roberts	1	6	7	0	0	0	0	0	0	0	0	0	0	0	0	0	0	0	0	0	0
E.Rowe	4	2	6	0	0	0	2	0	0	0	0	0	0	0	0	0	0	0	0	0	0
Br.Jones	3	2	5	0	0	0	0	0	0	0	0	0	0	0	0	0	0	0	0	0	0
S.Lawson	2	3	5	0	0	0	2	0	0	0	0	0	0	0	0	0	0	0	0	0	0
K.Van Noy	2	3	5	0	0	0	1	0	0	0	0	0	0	0	0	0	0	0	0	0	0
Z.Sieler	2	3	5	0	0	2	0	0	0	0	0	0	0	0	0	0	0	0	0	0	0
A.Van Ginkel	0	5	5	0	0	0	1	0	0	0	0	0	0	0	0	1	0	0	0	0	0
N.Needham	4	0	4	1	13	1	1	0	1	0	0	0	0	0	0	0	0	0	0	0	0
J.Baker	3	1	4	0	0	0	0	0	0	0	0	0	0	0	0	0	0	0	0	0	0
By.Jones	3	0	3	0	0	0	0	0	1	0	0	0	0	0	0	0	0	0	0	0	0
X.Howard	1	2	3	0	0	0	0	1	2	0	0	0	0	0	0	0	0	0	0	0	0
B.McCain	2	0	2	0	0	0	0	0	0	0	0	0	0	0	0	0	0	0	0	0	0
E.Ogbah	1	0	1	1	0	0	1	0	2	0	0	0	0	0	0	0	0	0	0	0	0
B.Jones	1	0	1	0	0	1	0	0	0	0	0	0	0	0	0	0	0	0	0	0	0
J.Strowbridge	1	0	1	0	0	1	0	0	0	0	0	0	0	0	0	0	0	0	0	0	0
J.Perry	0	0	0	0	0	0	0	0	0	0	0	1	1	0	0	0	0	0	0	0	0
K.Frazier	0	0	0	0	0	0	0	0	0	0	0	1	0	0	0	0	0	0	0	0	0
P.Laird	0	0	0	0	0	0	0	0	0	0	0	1	0	0	0	0	0	0	0	0	0
C.Fejedelem	0	0	0	0	0	0	0	0	0	0	0	0	1	0	0	0	0	0	0	0	0
T.Tagovailoa	0	0	0	0	0	0	0	0	0	0	0	0	0	0	0	0	1	0	0	0	1
Total	34	30	64	2	13	5	8	1	6	0	0	3	2	0	0	1	1	0	0	0	1

Los Angeles Chargers vs Miami Dolphins

11/15/2020 at Hard Rock Stadium

First Half Summary

PERIOD SCORES

Chargers	0 7 = 7
Dolphins	14 3 = 17

TIME OF POSSESSION

Chargers	15:11
Dolphins	14:49

Scoring Plays

Team	Qtr	Time	Play Description (Extra Point) (Drive Info)	Visitor	Home
Dolphins	1	12:54	S.Ahmed 1 yd. run (J.Sanders kick) (1-1, 0:04)	0	7
Dolphins	1	0:58	J.Grant 3 yd. pass from T.Tagovailoa (J.Sanders kick) (13-88, 7:04)	0	14
Chargers	2	4:25	J.Herbert 1 yd. run (M.Badgley kick) (11-37, 5:51)	7	14
Dolphins	2	0:24	J.Sanders 50 yd. Field Goal (5-15, 0:42)	7	17

	Los Angeles Chargers	Miami Dolphins
TOTAL FIRST DOWNS	7	10
First Downs Rushing-Passing-by Penalty	4 - 3 - 0	3 - 6 - 1
THIRD DOWN EFFICIENCY	2-8-25%	3-7-43%
TOTAL NET YARDS	98	160
Total Offensive Plays	31	30
NET YARDS RUSHING	52	55
NET YARDS PASSING	46	105
Gross Yards Passing	59	105
Times thrown-yards lost attempting to pass	1-13	0-0
Pass Attempts-Completions-Had Intercepted	12 - 7 - 0	15 - 8 - 0
Punts-Number and Average	4 - 33	1 - 62
Penalties-Number and Yards	3 - 17	1 - 5
Fumbles-Number and Lost	0 - 0	2 - 1
Red Zone Efficiency	1-1-100%	2-3-67%
Average Drive Start	LAC 23	MIA 47

Los Angeles Chargers

Miami Dolphins

Los Angeles Chargers										Miami Dolphins									
RUSHING										RUSHING									
	ATT	YDS	AVG	LG	TD		ATT	YDS	AVG	LG	TD								
K.Ballage	10	26	2.6	10	0	S.Ahmed	10	44	4.4	18	1								
J.Kelley	4	16	4.0	7	0	M.Perry	1	6	6.0	6	0								
J.Herbert	4	10	2.5	7	1	T.Tagovailoa	3	3	1.0	2	0								
						P.Laird	1	2	2.0	2	0								
Total	18	52	2.9	10	1	Total	15	55	3.7	18	1								
PASSING										PASSING									
	ATT	CMP	YDS	SK/YD	TD	LG	IN	RT		ATT	CMP	YDS	SK/YD	TD	LG	IN	RT		
J.Herbert	12	7	59	1/13	0	17	0	71.2	T.Tagovailoa	15	8	105	0/0	1	23	0	97.9		
Total	12	7	59	1/13	0	17	0	71.2	Total	15	8	105	0/0	1	23	0	97.9		
PASS RECEIVING										PASS RECEIVING									
	TAR	REC	YDS	AVG	LG	TD		TAR	REC	YDS	AVG	LG	TD						
J.Guyton	3	3	20	6.7	9	0	J.Grant	4	3	31	10.3	15	1						
K.Ballage	3	2	11	5.5	6	0	D.Parker	5	2	31	15.5	23	0						
H.Henry	3	1	17	17.0	17	0	M.Gesicki	3	1	23	23.0	23	0						
K.Allen	3	1	11	11.0	11	0	M.Perry	1	1	13	13.0	13	0						
							D.Smythe	1	1	7	7.0	7	0						
Total	12	7	59	8.4	17	0	Total	14	8	105	13.1	23	1						

Los Angeles Chargers

Regular Defensive Plays

Special Teams

Misc

	TKL	AST	COMB	SK	YDS	TFL	Q	IN	PD	FF	FR	TKL	AST	FF	FR	BL	TKL	AST	FF	FR
N.Adderley	4	0	4	0	0	0	0	0	0	0	0	0	0	0	0	0	0	0	0	0
K.White	2	2	4	0	0	0	0	0	0	0	0	0	0	0	0	0	0	0	0	0
L.Joseph	1	2	3	0	0	0	0	0	0	0	0	0	0	0	0	0	0	0	0	0
K.Murray Jr.	1	2	3	0	0	0	0	0	0	0	0	0	0	0	0	0	0	0	0	0
Total	8	6	14	0	0	0	0	0	0	0	0	0	0	0	0	0	0	0	0	0

Los Angeles Chargers vs Miami Dolphins

11/15/2020 at Hard Rock Stadium

First Half Summary

Miami Dolphins	Regular Defensive Plays											Special Teams					Misc			
	TKL	AST	COMB	SK	/ YDS	TFL	QH	IN	PD	FF	FR	TKL	AST	FF	FR	BL	TKL	AST	FF	FR
A.Van Ginkel	0	5	5	0	0	0	1	0	0	0	0	0	0	0	0	1	0	0	0	0
Br.Jones	3	1	4	0	0	0	0	0	0	0	0	0	0	0	0	0	0	0	0	0
R.Davis	2	2	4	0	0	0	0	0	0	0	0	0	0	0	0	0	0	0	0	0
Z.Sieler	1	3	4	0	0	1	0	0	0	0	0	0	0	0	0	0	0	0	0	0
Total	6	11	17	0	0	1	1	0	0	0	0	0	0	0	0	1	0	0	0	0

Play By Play

First Quarter

MIA wins the coin toss and elects to defer. LAC elects to Receive, and MIA elects to defend the east goal.

J.Sanders kicks 65 yards from MIA 35 to end zone, Touchback.

Los Angeles Chargers at 15:00

- 1-10-LAC 25 (15:00) (Shotgun) K.Ballage up the middle to LAC 28 for 3 yards (Br.Jones).
 2-7-LAC 28 (14:28) J.Herbert sacked at LAC 15 for -13 yards (N.Needham).
 3-20-LAC 15 (13:46) (Shotgun) J.Herbert pass short left to J.Guyton to LAC 21 for 6 yards (S.Lawson).
 4-14-LAC 21 (13:06) T.Long punt is BLOCKED by A.Van Ginkel, Center-C.Mazza, RECOVERED by MIA-J.Perry at LAC 1.

Miami Dolphins at 12:58

- 1-1-LAC 1 (12:58) **S.Kindley reported in as eligible. S.Ahmed left guard for 1 yard, TOUCHDOWN.** R1
 J.Sanders extra point is GOOD, Center-B.Ferguson, Holder-M.Haack.

LAC 0 MIA 7, 1 plays, 1 yards, 0:04 drive, 2:06 elapsed

J.Sanders kicks 64 yards from MIA 35 to LAC 1. J.Reed to LAC 14 for 13 yards (J.Perry).

PENALTY on LAC-A.Gilman, Illegal Block Above the Waist, 7 yards, enforced at LAC 14.

Los Angeles Chargers at 12:54, (1st play from scrimmage 12:48)

- 1-10-LAC 7 (12:48) (Shotgun) J.Herbert pass short right to K.Allen pushed ob at LAC 18 for 11 yards (E.Rowe). P1
1-10-LAC 18 (12:22) (Shotgun) K.Ballage left guard to LAC 20 for 2 yards (Z.Sieler; R.Davis).
 2-8-LAC 20 (11:44) J.Herbert scrambles left tackle to LAC 27 for 7 yards (Br.Jones).
 3-1-LAC 27 (11:00) (Shotgun) S.Quessenberry reported in as eligible. K.Ballage up the middle to LAC 31 for 4 yards (A.Van Ginkel; E.Roberts). R2
1-10-LAC 31 (10:21) J.Herbert pass deep left to H.Henry to LAC 48 for 17 yards (K.Van Noy). P3
1-10-LAC 48 (9:42) (Shotgun) J.Kelley right guard to MIA 49 for 3 yards (R.Davis; S.Lawson).
 2-7-MIA 49 (8:57) (Shotgun) K.Ballage right tackle to MIA 45 for 4 yards (A.Van Ginkel; K.Van Noy).
 3-3-MIA 45 (8:13) (Shotgun) J.Herbert pass incomplete short left to K.Allen.
 4-3-MIA 45 (8:10) T.Long punts 33 yards to MIA 12, Center-C.Mazza, fair catch by J.Grant.

Miami Dolphins at 8:02

- 1-10-MIA 12 (8:02) S.Ahmed up the middle to MIA 14 for 2 yards (K.Murray Jr.; J.Jones).
 2-8-MIA 14 (7:21) T.Tagovailoa pass deep left to M.Gesicki to MIA 37 for 23 yards (N.Adderley). P2
1-10-MIA 37 (6:39) *PENALTY on MIA-S.Kindley, False Start, 5 yards, enforced at MIA 37 - No Play.*
 1-15-MIA 32 (6:17) (Shotgun) T.Tagovailoa pass short left to J.Grant pushed ob at MIA 45 for 13 yards (M.Davis).
 2-2-MIA 45 (5:41) (Shotgun) S.Ahmed left tackle to MIA 48 for 3 yards (J.Tillery; L.Joseph). R3
1-10-MIA 48 (4:57) (Shotgun) S.Ahmed up the middle to LAC 34 for 18 yards (N.Adderley, K.White). R4
1-10-LAC 34 (4:13) T.Tagovailoa pass incomplete deep left to M.Gesicki (M.Davis).
 2-10-LAC 34 (4:07) (Shotgun) T.Tagovailoa pass short right to J.Grant to LAC 19 for 15 yards (R.Jenkins). P5
1-10-LAC 19 (3:23) (Shotgun) T.Tagovailoa scrambles right tackle to LAC 18 for 1 yard (K.White).
 2-9-LAC 18 (2:40) (Shotgun) Direct snap to M.Perry. S.Ahmed left guard to LAC 10 for 8 yards (N.Adderley).
 3-1-LAC 10 (1:56) T.Tagovailoa pass incomplete short left.
 4-1-LAC 10 (1:51) J.Sanders 28 yard field goal is GOOD, NULLIFIED by Penalty, Center-B.Ferguson, Holder-M.Haack. X6
PENALTY on LAC-Q.Meeks, Defensive Offside, 5 yards, enforced at LAC 10 - No Play.
1-5-LAC 5 (1:49) (Shotgun) T.Tagovailoa left end to LAC 3 for 2 yards (N.Adderley).
 2-3-LAC 3 (1:06) T.Tagovailoa pass short right to D.Parker for 3 yards, TOUCHDOWN.
 The Replay Official reviewed the pass completion ruling, and the play was REVERSED.
 T.Tagovailoa pass incomplete short right to D.Parker.
 3-3-LAC 3 (1:01) (Shotgun) **T.Tagovailoa pass short right to J.Grant for 3 yards, TOUCHDOWN.** P7
 J.Sanders extra point is GOOD, Center-B.Ferguson, Holder-M.Haack.

LAC 0 MIA 14, 13 plays, 88 yards, 1 penalty, 7:04 drive, 14:02 elapsed

J.Sanders kicks 65 yards from MIA 35 to end zone, Touchback.

Los Angeles Chargers at 0:58

- 1-10-LAC 25 (:58) (Shotgun) K.Ballage left guard to LAC 23 for -2 yards (Z.Sieler).
 2-12-LAC 23 (:36) J.Herbert pass incomplete deep left to K.Allen (N.Needham).
 3-12-LAC 23 (:30) (Shotgun) J.Herbert pass short middle to J.Guyton to LAC 32 for 9 yards (By.Jones).

Los Angeles Chargers vs Miami Dolphins at Hard Rock Stadium

END OF QUARTER

	Time	First Downs				Efficiencies		
Score	Poss	R	P	X	T	3 Down	4 Down	
Los Angeles Chargers	0	7:52	1	2	0	3	1/4	0/0
Miami Dolphins	14	7:08	3	3	1	7	1/2	0/0

Second Quarter

11/15/2020

Play By Play

Los Angeles Chargers continued.

4-3-LAC 32 (15:00) T.Long punts 42 yards to MIA 26, Center-C.Mazza. J.Grant to MIA 44 for 18 yards (C.Mazza).

Miami Dolphins at 14:50

1-10-MIA 44 (14:50) T.Tagovailoa pass incomplete short right to M.Gesicki.

2-10-MIA 44 (14:43) S.Ahmed right guard to MIA 44 for no gain (D.Perryman).

3-10-MIA 44 (14:03) (Shotgun) T.Karras to MIA 44 for no gain. FUMBLES, recovered by MIA-T.Tagovailoa at MIA 39. T.Tagovailoa pass deep right to D.Parker to LAC 33 for 23 yards (C.Hayward Jr.) [T.Campbell]. P8

1-10-LAC 33 (13:19) (Shotgun) T.Tagovailoa pass short middle to D.Parker to LAC 25 for 8 yards (K.Murray Jr.).

2-2-LAC 25 (12:36) (Shotgun) T.Tagovailoa pass incomplete short right to D.Parker.

3-2-LAC 25 (12:32) (Shotgun) T.Tagovailoa pass short middle to D.Smythe to LAC 18 for 7 yards (L.Joseph). P9

1-10-LAC 18 (11:53) Direct snap to M.Perry. M.Perry up the middle to LAC 12 for 6 yards (R.Jenkins).

2-4-LAC 12 (11:08) (Shotgun) S.Ahmed right tackle to LAC 9 for 3 yards (K.White).

3-1-LAC 9 (10:28) T.Tagovailoa Aborted. T.Karras FUMBLES at LAC 9, touched at LAC 9, RECOVERED by LAC-N.Vigil at LAC 19. N.Vigil to MIA 37 for 44 yards (T.Tagovailoa). LAC-R.Jenkins was injured during the play.

Los Angeles Chargers at 10:16

1-10-MIA 37 (10:16) (Shotgun) J.Kelley left guard to MIA 30 for 7 yards (A.Van Ginkel; E.Roberts).

2-3-MIA 30 (9:56) (No Huddle, Shotgun) J.Kelley right guard to MIA 28 for 2 yards (E.Roberts; Z.Sieler).

3-1-MIA 28 (9:22) (Shotgun) K.Ballage right tackle to MIA 18 for 10 yards (B.McCain). R4

1-10-MIA 18 (8:36) K.Ballage left guard to MIA 15 for 3 yards (R.Davis, K.Van Noy). MIA-K.Van Noy was injured during the play.

2-7-MIA 15 (8:18) (Shotgun) J.Herbert pass short right to J.Guyton to MIA 10 for 5 yards (X.Howard).

3-2-MIA 10 (7:38) (Shotgun) K.Ballage up the middle to MIA 9 for 1 yard (R.Davis).

4-1-MIA 9 (6:59) (Shotgun) S.Quessenberry reported in as eligible. K.Ballage right guard to MIA 8 for 1 yard (A.Van Ginkel; Z.Sieler). R5

Timeout #1 by MIA at 06:25.

1-8-MIA 8 (6:25) (Shotgun) J.Herbert scrambles right end ran ob at MIA 5 for 3 yards (E.Rowe).

2-5-MIA 5 (5:50) J.Kelley up the middle to MIA 1 for 4 yards (E.Roberts; E.Rowe).

3-1-MIA 1 (5:10) S.Quessenberry reported in as eligible. K.Ballage up the middle to MIA 1 for no gain (S.Lawson).

Timeout #1 by LAC at 04:27.

Timeout #2 by MIA at 04:27.

4-1-MIA 1 (4:27) **S.Quessenberry reported in as eligible. J.Herbert up the middle for 1 yard, TOUCHDOWN.** R6

M.Badgley extra point is GOOD, Center-C.Mazza, Holder-T.Long.

LAC 7 MIA 14, 11 plays, 37 yards, 5:51 drive, 10:35 elapsed

T.Long kicks 65 yards from LAC 35 to end zone, Touchback.

Miami Dolphins at 4:25

1-10-MIA 25 (4:25) S.Ahmed up the middle to MIA 31 for 6 yards (K.White; D.Square).

2-4-MIA 31 (3:48) S.Ahmed right guard to MIA 34 for 3 yards (U.Nwosu).

3-1-MIA 34 (3:10) S.Ahmed left guard to MIA 34 for no gain (K.Murray Jr.; L.Joseph).

4-1-MIA 34 (2:14) M.Haack punts 62 yards to LAC 4, Center-B.Ferguson, downed by MIA-M.Hollins.

Two-Minute Warning

Los Angeles Chargers at 2:00

1-10-LAC 4 (2:00) (Shotgun) J.Herbert pass short left to K.Ballage pushed ob at LAC 9 for 5 yards (Br.Jones).

2-5-LAC 9 (1:55) (Shotgun) J.Herbert pass short left to K.Ballage to LAC 15 for 6 yards (Br.Jones; A.Van Ginkel) [S.Lawson]. P7

1-10-LAC 15 (1:33) (Shotgun) J.Herbert pass incomplete short right to K.Ballage.

2-10-LAC 15 (1:29) (Shotgun) J.Herbert pass incomplete deep left to H.Henry.

3-10-LAC 15 (1:25) (Shotgun) J.Herbert pass incomplete short left to H.Henry (E.Ogbah) [A.Van Ginkel].

4-10-LAC 15 (1:21) (Punt formation) PENALTY on LAC-C.Mazza, False Start, 5 yards, enforced at LAC 15 - No Play.

4-15-LAC 10 (1:21) T.Long punts 57 yards to MIA 33, Center-C.Mazza. J.Grant ran ob at LAC 47 for 20 yards (J.Addae).

Miami Dolphins at 1:06

1-10-LAC 47 (1:06) (Shotgun) T.Tagovailoa pass short left to M.Perry to LAC 34 for 13 yards (J.Jones). P10

1-10-LAC 34 (:46) (No Huddle, Shotgun) T.Tagovailoa pass incomplete short left to D.Parker.

2-10-LAC 34 (:43) (Shotgun) P.Laird up the middle to LAC 32 for 2 yards (J.Addae).

Timeout #3 by MIA at 00:36.

3-8-LAC 32 (:36) (Shotgun) T.Tagovailoa pass incomplete deep right to J.Grant. LAC-J.Tillery was injured during the play.

Los Angeles Chargers vs Miami Dolphins at Hard Rock Stadium

Timeout #2 by LAC at 00:29.

4-8-LAC 32

(:29) J.Sanders 50 yard field goal is GOOD, Center-B.Ferguson, Holder-M.Haack.

LAC 7 MIA 17, 5 plays, 15 yards, 0:42 drive, 14:36 elapsed

J.Sanders kicks 74 yards from MIA 35 to LAC -9. J.Reed to LAC 13 for 22 yards (K.Frazier).

Los Angeles Chargers at 0:24, (1st play from scrimmage 0:20)

1-10-LAC 13 (:20) J.Herbert kneels to LAC 12 for -1 yards.

END OF QUARTER

	Score	Time Poss	First Downs				Efficiencies	
			R	P	X	T	3 Down	4 Down
Los Angeles Chargers	7	7:19	3	1	0	4	1/4	2/2
Miami Dolphins	17	7:41	0	3	0	3	2/5	0/0

Third Quarter

Play By Play

MIA elects to Receive, and LAC elects to defend the East goal.

T.Long kicks 65 yards from LAC 35 to end zone, Touchback.

Miami Dolphins at 15:00

- 1-10-MIA 25 (15:00) (Shotgun) T.Tagovailoa pass incomplete short middle to D.Parker.
- 2-10-MIA 25 (14:57) (Shotgun) S.Ahmed right guard to MIA 31 for 6 yards (R.Jenkins).
- 3-4-MIA 31 (14:16) (Shotgun) *PENALTY on MIA-D.Parker, False Start, 5 yards, enforced at MIA 31 - No Play.*
- 3-9-MIA 26 (13:52) (Shotgun) T.Tagovailoa pass incomplete short right to M.Gesicki (M.Davis).
- 4-9-MIA 26 (13:47) M.Haack punts 42 yards to LAC 32, Center-B.Ferguson, fair catch by K.Hill Jr..

Los Angeles Chargers at 13:40

- 1-10-LAC 32 (13:40) (Shotgun) J.Herbert pass short left to K.Allen to LAC 47 for 15 yards (J.Baker). P8
- 1-10-LAC 47 (13:01) J.Herbert pass short right to G.Nabers to MIA 44 for 9 yards (J.Baker).
- 2-1-MIA 44 (12:15) K.Ballage right guard to MIA 41 for 3 yards (J.Baker). R9
- 1-10-MIA 41 (11:39) J.Kelley left tackle to MIA 33 for 8 yards (E.Roberts).
- 2-2-MIA 33 (11:01) J.Kelley up the middle to MIA 34 for -1 yards (B.Jones, S.Lawson).
- 3-3-MIA 34 (10:21) (Shotgun) J.Herbert pass short left to M.Williams to MIA 24 for 10 yards (By.Jones). P10
- 1-10-MIA 24 (9:41) (Shotgun) K.Ballage up the middle to MIA 17 for 7 yards (R.Davis, E.Rowe).
- 2-3-MIA 17 (9:17) K.Ballage left guard to MIA 13 for 4 yards (E.Rowe). R11
- 1-10-MIA 13 (8:32) K.Ballage up the middle to MIA 6 for 7 yards (J.Baker; E.Roberts).
- 2-3-MIA 6 (7:53) S.Quessenberry reported in as eligible. K.Ballage up the middle to MIA 2 for 4 yards (S.Lawson; R.Davis). R12
- 1-2-MIA 2 (7:10) **J.Herbert pass short right to H.Henry for 2 yards, TOUCHDOWN.** P13
(Kick formation) PENALTY on LAC-S.Tevi, False Start, 5 yards, enforced at MIA 15 - No Play.
 M.Badgley extra point is GOOD, Center-C.Mazza, Holder-T.Long.

LAC 14 MIA 17, 11 plays, 68 yards, 6:38 drive, 7:58 elapsed

T.Long kicks 65 yards from LAC 35 to end zone, Touchback.

Miami Dolphins at 7:02

- 1-10-MIA 25 (7:02) T.Tagovailoa pass short middle to M.Gesicki to MIA 42 for 17 yards (M.Davis, D.Perryman). P11
- 1-10-MIA 42 (6:25) (Shotgun) T.Tagovailoa pass short right to M.Perry to 50 for 8 yards (N.Adderley).
- 2-2-50 (5:45) (Shotgun) S.Ahmed left tackle to LAC 32 for 18 yards (N.Adderley). R12
- 1-10-LAC 32 (5:03) *PENALTY on MIA-S.Ahmed, False Start, 5 yards, enforced at LAC 32 - No Play.*
- 1-15-LAC 37 (4:47) (Shotgun) T.Tagovailoa pass deep middle to A.Shaheen to LAC 18 for 19 yards (M.Davis). P13
- 1-10-LAC 18 (4:05) S.Ahmed up the middle to LAC 18 for no gain (D.Perryman).
- 2-10-LAC 18 (3:25) S.Ahmed right guard to LAC 17 for 1 yard (I.Rochell).
- 3-9-LAC 17 (2:39) (Shotgun) T.Tagovailoa pass incomplete deep left to D.Parker.
- 4-9-LAC 17 (2:35) **J.Sanders 35 yard field goal is GOOD, Center-B.Ferguson, Holder-M.Haack.**

LAC 14 MIA 20, 8 plays, 58 yards, 4:32 drive, 12:30 elapsed

J.Sanders kicks 61 yards from MIA 35 to LAC 4. J.Reed to LAC 18 for 14 yards (P.Laird).

Los Angeles Chargers at 2:30, (1st play from scrimmage 2:26)

- 1-10-LAC 18 (2:26) J.Herbert pass short left to K.Ballage pushed ob at LAC 27 for 9 yards (K.Van Noy).
- 2-1-LAC 27 (1:53) K.Ballage right guard to LAC 31 for 4 yards (E.Rowe). R14
- 1-10-LAC 31 (1:16) J.Herbert pass short right to K.Ballage to LAC 47 for 16 yards (B.McCain) [S.Lawson]. P15
- 1-10-LAC 47 (:29) (Shotgun) J.Kelley up the middle to LAC 45 for -2 yards (J.Strowbridge).

END OF QUARTER

	Score	Time Poss	First Downs				Efficiencies	
			R	P	X	T	3 Down	4 Down
Los Angeles Chargers	14	9:08	4	4	0	8	1/1	0/0
Miami Dolphins	20	5:52	1	2	0	3	0/2	0/0

Fourth Quarter

11/15/2020

Play By Play

Los Angeles Chargers continued.

- 2-12-LAC 45 (15:00) (Shotgun) J.Herbert sacked at LAC 45 for 0 yards (E.Ogbah).
 3-12-LAC 45 (14:20) (Shotgun) J.Herbert pass short right intended for M.Williams INTERCEPTED by X.Howard at MIA 40. X.Howard pushed ob at LAC 32 for 28 yards (J.Herbert).

Miami Dolphins at 14:10

- 1-10-LAC 32 (14:10) (Shotgun) T.Tagovailoa pass short left to J.Grant pushed ob at LAC 20 for 12 yards (M.Davis). P14
1-10-LAC 20 (13:51) (Shotgun) S.Ahmed up the middle to LAC 9 for 11 yards (R.Jenkins; K.White). R15
1-9-LAC 9 (13:13) (No Huddle) S.Ahmed right tackle to LAC 7 for 2 yards (T.Campbell).
 2-7-LAC 7 (12:30) T.Tagovailoa pass short right to S.Ahmed to LAC 2 for 5 yards (N.Adderley).
 Timeout #1 by MIA at 11:44.
 3-2-LAC 2 (11:44) **S.Kindley and J.Davenport reported in as eligible. T.Tagovailoa pass short right to D.Smythe for 2 yards, TOUCHDOWN.** P16
 (Pass formation) TWO-POINT CONVERSION ATTEMPT. T.Tagovailoa pass to M.Hollins is incomplete. ATTEMPT FAILS.

LAC 14 MIA 26, 5 plays, 32 yards, 2:32 drive, 3:22 elapsed
--

J.Sanders kicks 65 yards from MIA 35 to end zone, Touchback.

Los Angeles Chargers at 11:38

- 1-10-LAC 25 (11:38) (Shotgun) K.Ballage right tackle to LAC 27 for 2 yards (R.Davis, E.Roberts).
 2-8-LAC 27 (11:03) (Shotgun) J.Herbert pass incomplete deep left to M.Williams [E.Rowe].
 3-8-LAC 27 (10:58) (Shotgun) J.Herbert pass incomplete short right to J.Guyton [E.Rowe].
PENALTY on LAC-T.Turner, Unnecessary Roughness, 9 yards, enforced between downs.
 4-17-LAC 18 (10:53) T.Long punts 39 yards to MIA 43, Center-C.Mazza. J.Grant to LAC 38 for 19 yards (N.Vigil; J.Addae).

Miami Dolphins at 10:40

- 1-10-LAC 38 (10:40) S.Ahmed right end to LAC 33 for 5 yards (K.Murray Jr.).
 2-5-LAC 33 (9:55) (Shotgun) S.Ahmed up the middle to LAC 30 for 3 yards (D.Square).
 3-2-LAC 30 (9:12) (Shotgun) T.Tagovailoa pass short left to M.Hollins to LAC 29 for 1 yard (R.Jenkins).
 4-1-LAC 29 (8:28) J.Sanders 47 yard field goal is No Good, Wide Right, Center-B.Ferguson, Holder-M.Haack.

Los Angeles Chargers at 8:22

- 1-10-LAC 37 (8:22) (Shotgun) J.Herbert pass short right to K.Ballage to LAC 35 for -2 yards (Z.Sieler).
 2-12-LAC 35 (7:52) (No Huddle, Shotgun) J.Herbert pass short left to H.Henry to LAC 42 for 7 yards (N.Needham).
 3-5-LAC 42 (7:10) (Shotgun) J.Herbert pass short right to H.Henry to LAC 46 for 4 yards (N.Needham).
 4-1-LAC 46 (6:40) (No Huddle, Shotgun) J.Herbert pass incomplete short right to K.Allen (E.Ogbah).

Miami Dolphins at 6:37

- 1-10-LAC 45 (6:37) (Shotgun) D.Washington left tackle to LAC 45 for no gain (L.Joseph).
 2-10-LAC 45 (5:52) (Shotgun) D.Washington up the middle to LAC 43 for 2 yards (J.Tillery).
 3-8-LAC 43 (5:06) (Shotgun) P.Laird up the middle to LAC 26 for 17 yards (N.Adderley). R17
 Timeout #1 by LAC at 04:58.
1-10-LAC 26 (4:58) S.Ahmed up the middle to LAC 27 for -1 yards (M.Davis).
 Timeout #2 by LAC at 04:55.
 2-11-LAC 27 (4:55) S.Ahmed right end to LAC 30 for -3 yards (K.White).
 Timeout #3 by LAC at 04:49.
 3-14-LAC 30 (4:49) S.Ahmed left guard to LAC 31 for -1 yards (J.Jones).
 4-15-LAC 31 (4:05) **J.Sanders 49 yard field goal is GOOD, Center-B.Ferguson, Holder-M.Haack.**

LAC 14 MIA 29, 7 plays, 14 yards, 2:38 drive, 11:01 elapsed

J.Sanders kicks 65 yards from MIA 35 to LAC 0. J.Reed to LAC 31 for 31 yards (J.Perry; C.Fejedelem).

Los Angeles Chargers at 3:59, (1st play from scrimmage 3:52)

- 1-10-LAC 31 (3:52) (Shotgun) K.Ballage right guard to LAC 42 for 11 yards (N.Needham). R16
1-10-LAC 42 (3:34) (No Huddle, Shotgun) J.Herbert pass short middle to J.Guyton to LAC 46 for 4 yards (X.Howard; Br.Jones).
 2-6-LAC 46 (3:11) (No Huddle, Shotgun) J.Herbert pass deep right to M.Williams to MIA 26 for 28 yards (By.Jones) [K.Van Noy]. P17
1-10-MIA 26 (2:46) (No Huddle, Shotgun) J.Herbert pass incomplete deep left to J.Guyton (X.Howard).
 2-10-MIA 26 (2:41) (Shotgun) J.Herbert pass short left to D.Parham Jr. to MIA 13 for 13 yards (K.Van Noy; X.Howard). P18
1-10-MIA 13 (2:12) (No Huddle, Shotgun) J.Herbert pass incomplete short right to K.Allen (By.Jones).
 2-10-MIA 13 (2:08) (Shotgun) J.Herbert pass incomplete short left to M.Williams.

Los Angeles Chargers vs Miami Dolphins at Hard Rock Stadium

Timeout #2 by MIA at 02:02.

3-10-MIA 13 **(2:02) (Shotgun) J.Herbert pass short left to K.Allen for 13 yards, TOUCHDOWN.**

P19

M.Badgley extra point is GOOD, Center-C.Mazza, Holder-T.Long.

Two-Minute Warning

LAC 21 MIA 29, 8 plays, 69 yards, 2:02 drive, 13:03 elapsed
--

T.Long kicks onside 14 yards from LAC 35 to LAC 49. D.Parker (didn't try to advance) to LAC 49 for no gain.

Miami Dolphins at 1:57, (1st play from scrimmage 1:56)

1-10-LAC 49 (1:56) T.Tagovailoa kneels to MIA 49 for -2 yards.

2-12-MIA 49 (1:15) T.Tagovailoa kneels to MIA 48 for -1 yards.

3-13-MIA 48 (:37) T.Tagovailoa kneels to MIA 47 for -1 yards.

END OF QUARTER

	Score	Time Poss	First Downs				Efficiencies	
			R	P	X	T	3 Down	4 Down
Los Angeles Chargers	21	5:35	1	3	0	4	1/4	0/1
Miami Dolphins	29	9:25	2	2	0	4	2/5	0/0

Miscellaneous Statistics Report

Los Angeles Chargers vs Miami Dolphins
11/15/2020 at Hard Rock Stadium

Ten Longest Plays for Los Angeles Chargers

Yards	Qtr	Play Start	Play Description
28	4	2-6-LAC 46	(3:11) (No Huddle, Shotgun) J.Herbert pass deep right to M.Williams to MIA 26 for 28 yards (By.Jones) [K.Van Noy].
17	1	1-10-LAC 31	(10:21) J.Herbert pass deep left to H.Henry to LAC 48 for 17 yards (K.Van Noy).
16	3	1-10-LAC 31	(1:16) J.Herbert pass short right to K.Ballage to LAC 47 for 16 yards (B.McCain) [S.Lawson].
15	3	1-10-LAC 32	(13:40) (Shotgun) J.Herbert pass short left to K.Allen to LAC 47 for 15 yards (J.Baker).
13	4	2-10-MIA 26	(2:41) (Shotgun) J.Herbert pass short left to D.Parham Jr. to MIA 13 for 13 yards (K.Van Noy; X.Howard).
13	4	3-10-MIA 13	(2:02) (Shotgun) J.Herbert pass short left to K.Allen for 13 yards, TOUCHDOWN.
11	1	1-10-LAC 7	(12:48) (Shotgun) J.Herbert pass short right to K.Allen pushed ob at LAC 18 for 11 yards (E.Rowe).
11	4	1-10-LAC 31	(3:52) (Shotgun) K.Ballage right guard to LAC 42 for 11 yards (N.Needham).
10	2	3-1-MIA 28	(9:22) (Shotgun) K.Ballage right tackle to MIA 18 for 10 yards (B.McCain).
10	3	3-3-MIA 34	(10:21) (Shotgun) J.Herbert pass short left to M.Williams to MIA 24 for 10 yards (By.Jones).

Ten Longest Plays for Miami Dolphins

Yards	Qtr	Play Start	Play Description
23	1	2-8-MIA 14	(7:21) T.Tagovailoa pass deep left to M.Gesicki to MIA 37 for 23 yards (N.Adderley).
23	2	3-10-MIA 44	(14:03) (Shotgun) T.Karras to MIA 44 for no gain. FUMBLES, recovered by MIA-T.Tagovailoa at MIA 39. T.Tagovailoa pass
19	3	1-15-LAC 37	(4:47) (Shotgun) T.Tagovailoa pass deep middle to A.Shaheen to LAC 18 for 19 yards (M.Davis).
18	1	1-10-MIA 48	(4:57) (Shotgun) S.Ahmed up the middle to LAC 34 for 18 yards (N.Adderley, K.White).
18	3	2-2-50	(5:45) (Shotgun) S.Ahmed left tackle to LAC 32 for 18 yards (N.Adderley).
17	3	1-10-MIA 25	(7:02) T.Tagovailoa pass short middle to M.Gesicki to MIA 42 for 17 yards (M.Davis, D.Perryman).
17	4	3-8-LAC 43	(5:06) (Shotgun) P.Laird up the middle to LAC 26 for 17 yards (N.Adderley).
15	1	2-10-LAC 34	(4:07) (Shotgun) T.Tagovailoa pass short right to J.Grant to LAC 19 for 15 yards (R.Jenkins).
13	1	1-15-MIA 32	(6:17) (Shotgun) T.Tagovailoa pass short left to J.Grant pushed ob at MIA 45 for 13 yards (M.Davis).
13	2	1-10-LAC 47	(1:06) (Shotgun) T.Tagovailoa pass short left to M.Perry to LAC 34 for 13 yards (J.Jones).

Touchdown Scoring Information

		Offense	Defense	Special Teams
VISITOR	Los Angeles Chargers	3	0	0
HOME	Miami Dolphins	3	0	0

Player Scoring Information

Club	Player	TD	Rush TD	Rec TD	KO TD	Punt TD	Int TD	Fum TD	Misc TD	FG	XP	2Pt Rush	2Pt Rec	Sfty	Points
LAC	J.Herbert	0	1	0	0	0	0	0	0	0	0	0	0	0	6
LAC	H.Henry	0	0	1	0	0	0	0	0	0	0	0	0	0	6
LAC	K.Allen	0	0	1	0	0	0	0	0	0	0	0	0	0	6
LAC	M.Badgley	0	0	0	0	0	0	0	0	0	3	0	0	0	3
MIA	J.Sanders	0	0	0	0	0	0	0	0	3	2	0	0	0	11
MIA	S.Ahmed	0	1	0	0	0	0	0	0	0	0	0	0	0	6
MIA	J.Grant	0	0	1	0	0	0	0	0	0	0	0	0	0	6
MIA	D.Smythe	0	0	1	0	0	0	0	0	0	0	0	0	0	6

Possession Detail

	First Half		Second Half		Game	
	Visitor	Home	Visitor	Home	Visitor	Home
Largest Lead	0	14	0	15	0	15
Drives Leading	0	5	0	6	0	11
Time of Possession Leading	0:00	14:49	0:00	15:17	0:00	30:06
Largest Deficit	-14	0	-15	0	-15	0
Drives Trailing	5	0	5	0	10	0
Time of Possession Trailing	13:09	0:00	14:43	0:00	27:52	0:00
Times Score Tied Up		0		0		0
Lead Changes		1		0		1

Playtime Percentage

Percent of playtime per player on offense, defense and special teams

Los Angeles Chargers

Miami Dolphins

		Offense	Defense	Special Teams				Offense	Defense	Special Teams	
B Bulaga	T	63	100%	3	11%	E Flowers	G	58	100%	7	25%
F Lamp	G	63	100%	3	11%	J Davis	T	58	100%	7	25%
D Feeney	G	63	100%	3	11%	T Karras	C	58	100%	7	25%
S Tevi	T	63	100%	3	11%	T Tagovailoa	QB	58	100%		
J Herbert	QB	63	100%			A Jackson	T	58	100%		
H Henry	TE	59	94%			S Kindley	G	58	100%		
K Allen	WR	55	87%			D Parker	WR	53	91%	1	4%
T Turner	G	49	78%			J Grant	WR	44	76%	9	32%
M Williams	WR	48	76%			S Ahmed	RB	44	76%		
K Ballage	RB	46	73%			D Smythe	TE	39	67%	15	54%
J Guyton	WR	44	70%			M Gesicki	TE	28	48%	1	4%
J Kelley	RB	17	27%	14	50%	M Perry	RB	23	40%		
D Parham	TE	14	22%	8	29%	A Shaheen	TE	22	38%		
C Toner	C	14	22%			M Hollins	WR	11	19%	15	54%
T Johnson	WR	13	21%	11	39%	P Laird	RB	10	17%	14	50%
G Nabers	RB	10	16%	18	64%	J Davenport	T	5	9%	7	25%
S Quessenberry	G	7	11%	3	11%	C Myarick	TE	5	9%	1	4%
S Anderson	TE	1	2%	21	75%	D Washington	RB	4	7%		
K Hill	WR	1	2%	2	7%	R Hunt	T	2	3%	7	25%
N Adderley	FS		58 100%	9	32%	B Jones	CB		60 95%	3	11%
R Jenkins	SS		58 100%			B McCain	FS		60 95%	1	4%
M Davis	CB		56 97%	7	25%	X Howard	CB		60 95%	1	4%
C Hayward	CB		56 97%			E Rowe	SS		60 95%		
K Murray	LB		52 90%	7	25%	Z Sieler	DE		52 83%	12	43%
M Ingram	DE		49 84%			E Ogbah	DE		52 83%	5	18%
K White	LB		47 81%			N Needham	CB		49 78%		
J Jones	DT		45 78%	7	25%	S Lawson	LB		45 71%	5	18%
J Tillery	DT		44 76%	5	18%	A Van Ginkel	LB		39 62%	19	68%
L Joseph	NT		41 71%	7	25%	J Baker	LB		38 60%	2	7%
T Campbell	CB		33 57%	7	25%	K Van Noy	LB		38 60%		
D Perryman	LB		22 38%			E Roberts	LB		37 59%	2	7%
U Nwosu	DE		19 33%	18	64%	R Davis	NT		36 57%	3	11%
I Rochell	DE		16 28%	15	54%	B Jones	FS		26 41%	16	57%
C Broughton	DT		13 22%	1	4%	J Strowbridge	DE		12 19%		
D Square	NT		11 19%	7	25%	B Jones	DT		11 17%	5	18%
N Vigil	LB		10 17%	18	64%	K Frazier	FS		7 11%	17	61%
J Addae	FS		8 14%	10	36%	C Fejedelem	SS		5 8%	21	75%
M Jefferson	LB			20	71%	J Perry	CB		3 5%	12	43%
J Reed	WR			18	64%	K Grugier-Hill	LB		2 3%	13	46%
Q Meeks	CB			15	54%	S Eguavoen	LB		1 2%	15	54%
T Long	P			12	43%	N Igbinoehene	CB			17	61%
A Gilman	SS			11	39%	J Sanders	K			14	50%
C Mazza	LS			8	29%	M Haack	P			9	32%
T Pope	RB			7	25%	C Munson	LB			9	32%
E Egbule	LB			4	14%						

T Pipkins	T	3	11%	B Ferguson	LS	9	32%
M Badgley	K	3	11%	M Deiter	C	7	25%



FEATURE
STORIES

TABLE OF CONTENTS



LOS ANGELES CHARGERS.....	183
2020 Salute to Service Nominee: James Collins.....	183
For Chargers, Jacob Blake shooting hits hard: 'Just looking for accountability'.....	183
Chargers cancel scrimmage, demand change after 'intense' team meeting.....	184
Fed up Chargers demand changes in emotional first trip to SoFi Stadium.....	185
Los Angeles Chargers Unveil Much-Anticipated New Uniforms; Minus the Typical Uniform Unveiling Clichés.....	185
SOFI STADIUM.....	186
SoFi Stadium videoboard: 'Eighth wonder of the world' targets GenZ.....	186
How SoFi Stadium makes a revolutionary design promise: A place for all to play.....	188
Playing in new SoFi Stadium should spark Chargers, says experienced Linval Joseph.....	189
TOM TELESCO.....	189
Chargers GM Tom Telesco Prepared for Unconventional Training Camp.....	189
ANTHONY LYNN.....	190
Chargers coach Anthony Lynn isn't new to creating impactful change.....	190
Chargers Coach Anthony Lynn on Systemic Racism in the NFL and Why He's 1 of Only 3 Black Head Coaches.....	190
Anthony Lynn's devotion to life, equality and football endears him to Chargers.....	192
Anthony Lynn: 'I'm pissed off and I don't want to just put out a pretty statement'.....	193
GUS BRADLEY.....	194
Gus Bradley says Chargers need to be in rush to fix defense.....	194
PHIL McGEOGHAN.....	195
Chargers' Phil McGeoghan brings fight for racial justice to hometown with new program.....	195
NASIR ADDERLEY.....	196
With Derwin James out, Nasir Adderley is ready to go.....	196
Nasir Adderley on Opportunities and "Not Taking Any Day for Granted" in 2020.....	197
'Better than I've ever been': A Q&A with Chargers safety Nasir Adderley.....	197
JOEY BOSA.....	198
For Joey Bosa, 'It Means the World' to Stay in Powder Blue.....	198
Joey Bosa went from stressful car wait to long-lasting Charger.....	198
The Chargers gave Joey Bosa exactly what he deserved.....	199
BRYAN BULAGA.....	200
For Bryan Bulaga, a fresh start with Chargers — and, he insists, no hard feelings toward Packers.....	200
TEVAUGHN CAMPBELL.....	200
Toronto's Tevaughn Campbell presses closer to NFL history as a Chargers cornerback.....	200
AUSTIN EKELER.....	202
Newly extended Chargers RB Austin Ekeler reflects on undrafted past.....	202
ALOHI GILMAN.....	203
The Chargers' Alohi Gilman's tiny Hawaiian hometown is a football factory.....	203
CHRIS HARRIS JR.....	204
Chargers happy to have former Broncos nemesis Chris Harris Jr. on their side.....	204
CASEY HAYWARD JR.....	205
Casey Hayward Named AFC Defensive Player of the Week.....	205

JUSTIN HERBERT	205
Rookie QBs were expected to struggle this year. Instead they're setting a record pace	205
Justin Herbert's misinterpreted personality becomes Chargers' gain	206
What do Chargers have in Justin Herbert? QB testing his risk vs. reward limits	208
Chargers' Justin Herbert learning he can't let the perils of running in the NFL slide	208
Reel talk: Chargers rookie Justin Herbert quietly goes about business, unless it's fishing	209
Is Justin Herbert the next Philip Rivers for Chargers? 'He doesn't play like a rookie'	210
Justin Herbert Finding Guidance in A Familiar Face	211
Johnny Unitas, Dan Fouts and Justin Herbert's Chargers destiny	211
Justin Herbert's journey from Oregon to NFL has SoCal roots	212
KJ HILL JR.	213
Receiver K.J. Hill gets chance to catch Chargers' eyes as rookies report to camp	213
'I ain't going to forget' — 33 receivers will fuel Chargers rookie K.J. Hill	214
RAYSHAWN JENKINS	214
Chargers like idea of moving safety Rayshawn Jenkins all over the field	214
TYRON JOHNSON	215
Chargers WR Tyron Johnson, ex-Warren Easton standout, returns to Superdome after dazzling NFL debut	215
JOSHUA KELLEY	215
The persistent phone calls that saved Joshua Kelley's football career	215
TY LONG	216
Ty Long's Leadership Has the Attention of Teammates, Coaches	216
KENNETH MURRAY JR.	216
Kenneth Murray is more than just the 'next man up' for the Chargers	216
Kenneth Murray Jr., 'glossy' legs and all, is the Chargers' new man in the middle	217
'It drove me' — How Kenneth Murray turned his bold prediction into reality	218
Kenneth Murray Jr. faced childhood challenges that made him a man on the field	219
DONALD PARHAM JR.	219
Tight End Donald Parham Jr. Looks to Bring Big-Play Ability to Bolts	219
JOE REED	219
Reed makes his NFL debut	219
Chargers hope fifth-round pick Joe Reed will break their kick return TD drought	220
ISAAC ROCHELL	221
Isaac Rochell sees his obligation as a pro athlete extend beyond the gridiron	221
Chargers' Isaac Rochell lends helping hand while in quarantine	221
TYROD TAYLOR	222
Tyrod Taylor ready to start Chargers' hopeful march to playoff spot	222
Tyrod Taylor eager to prove he's more than a bridge quarterback for Chargers	222
How Tyrod Taylor's Journey "Built Him for This Moment"	223
JERRY TILLERY	224
Jerry Tillery's sophomore surge bolsters Chargers defensive line	224
TRAI TURNER	224
Pro Bowl Guard Trai Turner Ready For 'Fresh Start' with Chargers	224

LOS ANGELES CHARGERS

2020 Salute to Service Nominee: James Collins

By Chris Hayre
Chargers.com
November 5, 2020

Director of Football/Medical Services James Collins is one of the longest-tenured members of the Chargers organization.

He's also one of the most respected.

Collins is the Los Angeles Chargers' nominee for the NFL's 2020 Salute to Service award. Before his 30-plus seasons in pro football, Collins served five years in the U.S. Navy, where he taught aviation physiology.

"James – he was in the Navy – did a heck of a job serving our country," Chargers head coach Anthony Lynn said. "I've known him for all of my professional career. He was a trainer in Denver when I was a player there. And so, we have a great relationship; just a lot of love and respect for that man."

Collins' travels during his service brought him to San Diego, one step closer to his dream job of becoming an athletic trainer. After joining San Diego State's renowned athletic program, Collins started his career in the NFL as an intern with the Chargers in 1986. One season later, he was elevated to assistant athletic trainer.

After stints with the Denver Broncos and Philadelphia Eagles, Collins rejoined the Chargers organization in 1999.

For Chargers, Jacob Blake shooting hits hard: 'Just looking for accountability'

By Jeff Miller
Los Angeles Times
August 27, 2020

The Chargers traveled to SoFi Stadium on Thursday to play a scrimmage intended to be a step toward their improvement as a team.

Coach Anthony Lynn said that goal was achieved, even though his players didn't snap the football once.

After a late-morning team meeting centered on the recent shooting of Jacob Blake, Lynn decided to cancel the scrimmage.

"I just felt like this wasn't the time to practice," he said. "I feel like we got a lot more done in that locker room than we ever could have gotten done on the football field."

The Chargers were just one of the teams around the NFL to call off practice Thursday in the wake of the incident involving Blake, who was shot seven times in the back by police on Sunday in Kenosha, Wis.

The shooting led to several sporting events being postponed Wednesday, including games in the NBA, WNBA and MLS.

"This football team is committed to fighting for a championship and social justice."

The Chargers met on a Zoom call Wednesday night to discuss the situation and initially decided to move forward with their planned scrimmage.

That all changed after the players arrived at SoFi Stadium and continued their discussions in the locker room.

It was the first time in training camp that the entire team — offense and defense — was gathered together in one place somewhere other than on the field.

"There were so many different conversations going on that we didn't want to take that to the field," quarterback Tyrod Taylor said. "We wanted to hash it out in the locker room and move forward."

Asked specifically how the meeting Thursday was different than previous ones, Taylor explained that it was a much more real discussion.

"It was different ..." he said. "As far as deep conversations in the locker room, this was probably the first one I've had in years. There was more emotion in this one."

The Chargers were in an ideal situation to voice their concerns since the NFL Network was on-site to preview the scrimmage. Several players were able to speak on national television about a topic dominating the sports world.

"As a team, I feel like we're all just looking for accountability from everyone," defensive tackle Justin Jones said. "We're not looking for you to exactly understand how we're feeling. More so, just to see wrong from right."

The team meeting Thursday featured what Lynn called "an open floor," meaning anyone who wanted to speak was permitted to do so.

A few veterans admitted that not scrimmaging could hurt some of the younger players attempting to make the team, particularly with no preseason games being played because of the COVID-19 pandemic.

But the trade-off, they explained, was necessary because of the importance of this social justice movement.

"There's something to be gained from going out on the field and practicing our craft," defensive lineman Jerry Tillery said on the NFL Network. "But there's nothing more important than this right now."

Lynn made the cancellation announcement on TV while encircled by his players in the corner of one end zone.

"You look at the emotions of our players, our coaches and our support staff," said general manager Tom Telesco, who was among the Chargers wearing sweatshirts that read "Be The Change." "It ranges from anger to just utter frustration. It's powerful and painful at the same time."

As his players began departing SoFi Stadium, Lynn met via videoconference with local reporters.

He spoke with passion about everything that had transpired in the sports world since Wednesday afternoon, when the NBA players in Orlando, Fla., began deciding they would not continue playing.

"We've been fighting this fight and to see something happen like what happened in Wisconsin, it's almost like a slap in the face," Lynn said. "But that's the peaks and valleys that we talk about when you stand for something."

Lynn said he believed the Chargers meeting Thursday was a needed opportunity for his players to share their feelings.

He also voiced his own frustrations about the recent repeated instances of social injustice.

"We just see the ones that are on video," Lynn said. "How many times is this really happening? This police brutality ... there's got to be some reform somewhere. We've got to get a grip on this."

Later, he added: "Overall, I feel good about the movement. But we had a setback. What happened in Wisconsin, it was ridiculous. And to see that white boy walking down the street with a machine gun and nobody does nothing. If that's a Black man, that's a dead Black man, and we all know that. It's blatant. We're going to continue this fight."

Chargers cancel scrimmage, demand change after 'intense' team meeting

By Daniel Popper
The Athletic
August 27, 2020

INGLEWOOD, Calif. — Someday, SoFi Stadium will become what it was always meant to be: the NFL's crown jewel, a beacon of fun and entertainment for Los Angeles, a beautiful and awe-inspiring place to play football games, host fans and serve hot dogs and beer.

Someday. But not this day. Not Thursday, Aug. 27, 2020.

Because on this day, SoFi Stadium represented something far more profound — empowerment, frustration, grief, growth, exasperation, raw and unfiltered emotion. It was the meeting place for an unequivocal demand for change.

It was 10 minutes before noon, and the stadium was nearly entirely empty, aside from a couple Chargers players roaming the field. They were supposed to have a scrimmage on that field, starting at 1 p.m. But something more important transpired. There would be no football, and it would be replaced by a unified call for equity and justice.

"Rise Up" by Andra Day blared over the stadium speakers.

And I'll rise up
I'll rise like the day
I'll rise up
I'll rise unafraid
I'll rise up
And I'll do it a thousand times again

A quote was plastered in white letters on a black background on The Oculus video board hovering above the field: "I'm not sad. I don't want your pity. I want change."

Those words were spoken two days ago by Letetra Widman, the sister of Jacob Blake, the Black man who was shot seven times in the back by a White police officer on Sunday in Kenosha, Wis. Blake reportedly is now paralyzed.

Blake has been on the minds of Chargers players and coaches all week. So have other Black and Brown people who have died at the hands of police in America, including Philando Castile, Eric Garner, Alonzo Smith and others. Their names appeared on the lower-bowl video board, and they rotated because there were too many to list all at once.

At noon, the Chargers posted a video on Twitter with the hashtag #WeDemandChange. Meanwhile, head coach Anthony Lynn put on a headset while standing behind one of the end zones and began an interview with the NFL Network. His players formed a semicircle behind him.

"We're not going to scrimmage today," Lynn said. "We're going to do something different."

Over the next hour, various players on the roster, Black and White, shared their thoughts on live television — quarterback Tyrod Taylor; defensive linemen Damion Square, Jerry Tillery, Justin Jones and Isaac Rochell; punter Ty Long; and kicker Michael Badgley.

How did the Chargers get here?

Really, it has been a lifetime in the making for each Black member of the Chargers organization, from 62-year-old special teams coach George Stewart to 21-year-old rookie linebacker Kenneth Murray.

"Several things over my childhood happened to me, and it did not feel good," Lynn said of his experiences with racism. "And sometimes it made me feel less than a human."

The specific internal conversations about what the Chargers would do Thursday began late Wednesday afternoon, when news broke that NBA players, in the middle of the league's playoffs, were walking out in response to the Blake shooting.

Lynn saw the news and met with Chargers general manager Tom Telesco to discuss next steps. At that point, the Chargers were still planning on holding Thursday's scrimmage, which, for players fighting for a roster spot, would be essential for their NFL dreams. With no exhibition games, it would be as close to live football as the Chargers were going to get before cutdown day.

The situation developed rapidly over the ensuing hours. Multiple MLB games were postponed Wednesday night, including the Dodgers-Giants game, as players walked out in response to the Blake shooting.

By early Thursday morning, canceling the scrimmage was an option. Lynn knew this as he drove to SoFi Stadium. He felt the swell of outrage among his players after a team Zoom meeting Wednesday night.

"To see something happen like what happened in Wisconsin, it's almost like a slap in the face," Lynn said Thursday.

Taylor said Lynn allowed the players to sleep on their frustrations. When Taylor arrived at the stadium, the emotion was still palpable.

"There were a bunch of conversations going on throughout the locker room," Taylor said. "I talked to guys last night and, of course, this morning when I got to the locker room. And I think that there were so many different conversations going on, we didn't want to take that to the field. If anything, we needed to hash it (out) in the locker room and move forward, if we were going to take the field, and not let that linger onto the field."

"Coach (Lynn) got a wind of the different conversations that were going on in the locker room and felt that it was best that we have that conversation in front of everyone before we hit the field, just to get everyone to talk through their emotions and what was going on."

Lynn called a team meeting at 11:30 a.m., half an hour before the Chargers were supposed to take the field for warmups. He said it was an "open floor." Players and coaches of all races spoke, told stories, opened up and voiced frustrations, including Stewart, who Lynn said is a "father figure" to the players.

Rochell said at one point an assistant coach was crying.

"It was pretty emotional, intense, venting. It was everything," Lynn said. "I just felt like it was a team. We supported one another in there. We were definitely a team. And the White players did an outstanding job of listening, and some even spoke up. I love what they had to say."

"Some of it was uncomfortable for a lot of people," Taylor said. "But it was necessary."

Taylor added that this conversation "was different" than the others he has had about race since joining the Chargers in 2019. He also said this was as deep, moving and productive of a conversation on race as he's had "in years, on any team."

"It was more emotion in this one," said Taylor, who's in his 10th year in the NFL. "It's different age groups throughout the locker room. You have coaches that are older, you have players who are veterans, you have young guys and I think every age group got up and spoke. We all agreed that enough is enough and that we're tired of talking about the same things. But unfortunately, that's our reality. And whether we're tired or not, we have to do whatever it takes to help change that narrative. And that's what our focus is on now."

"The conversation was a great one. But the focus now is 'What can we do to help change?'"

Lynn decided to cancel the scrimmage after the meeting. "As the head coach, I have to have a feel for the football team. And my instincts told me not to take that field today," he said.

The locker-room meeting was the first time the 2020 Chargers were allowed to be together as a full team in one place, as the offense and defense have been divided during training camp — when not on the practice field — due to COVID-19 protocols.

"Sometimes people just need to be heard," Lynn said.

And they were heard, not just in the locker room among themselves but also on national television. The Chargers' message was a simple one: Now is the time for everyone everywhere to acknowledge the problem of systemic racism in this country. Lack of knowledge on the issues is no longer acceptable.

"We need to discuss this," Rochell said, "and we can't move forward until we do."

This was Rochell's first trip to SoFi Stadium. He waited all three of his NFL seasons for the building to open. In an alternate universe, on a different timeline, he would remember this first trip for the Chargers' preseason opener against the Cowboys. Maybe he would have sacked Dallas backup Andy Dalton and celebrated with his teammates.

But now, he will remember it for an entirely different reason.

"For the rest of my life, I'll think back to the first time I came here," Rochell said. "We were discussing social injustices in our country."

Fed up Chargers demand changes in emotional first trip to SoFi Stadium

By Gilbert Manzano
Orange County Register
August 27, 2020

INGLEWOOD — Chargers coach Anthony Lynn drove to SoFi Stadium on Thursday undecided if his players were going to practice for the first time at their new home.

His mind was heavy with thoughts surrounding the protests that ensued in Kenosha, Wisconsin, after a police officer shot and paralyzed Jacob Blake, a Black man, on Sunday.

“Sometimes it just seems like it’s not getting better,” Lynn said about racial injustice and police brutality in the United States, “like it might be getting worse.”

Lynn had final say, but he wanted to hear from his players before deciding whether to have an intrasquad scrimmage. There was no cliché-filled speech about making the most of their opportunities on the football field when Lynn gathered his players in their SoFi Stadium locker room.

The leader of the franchise wanted raw emotion at a close distance without logging into Zoom. He wanted his players to pour their hearts in a welcoming environment without judgment. Eighty players and coaches from different backgrounds and age groups took the invitation.

One assistant coach cried, and special teams coordinator George Stewart delivered “inspiring” words.

Running back Justin Jackson saw it as a different opportunity than earning playing time. The Chargers had one hour of airtime reserved on NFL Network to preview their Blue and White scrimmage and first visit to the 70,000-seat venue.

“How can we pass up that opportunity,” defensive end Isaac Rochell recalled Jackson saying in the locker room.

Lynn’s decision was made after the emotional open forum. He walked out the tunnel and faced the NFL Network camera with his players standing behind him in support.

“We’re not going to scrimmage today,” Lynn said. “I thought what we did in the locker room in the last hour was 10 times more powerful (than) what we could have done on the football field today.”

A social-justice town hall filled the 60 minutes on the league-owned channel. Players spoke in pairs to raise awareness, encourage actions and to register to vote, as the massive Oculus video board hung over their heads with the words “I’m not sad. I don’t want your pity. I want change,” a quote from Letetra Widman, Blake’s sister.

Defensive tackles Justin Jones and Jerry Tillery spoke together. Jones wanted police officers to be held accountable, and Tillery said there’s nothing more important than this right now.

Football and training camp took a backseat Thursday and likely for days to come. The Chargers demanded change and justice. Enough is enough.

Quarterback Tyrod Taylor is tired of adding more names to the lengthy list of Black people who have died or suffered from police brutality, but he continued to say their names Thursday, like Breonna Taylor, George Floyd, Ahmaud Arbery and Elijah McClain.

“People are just tired,” Lynn said. “People are fed up and people want change. I felt these young men needed to talk. Needed to get that off their chest. ... Even though we’re frustrated as hell, sick and tired of being sick and tired, we’re gonna keep fighting.”

Jackson has often used his Twitter account to point to the lack of resources minority communities have compared to white neighborhoods. He pushed for that to change during his interview on NFL Network.

“You’re just punishing poverty year after year,” Jackson said.

Lynn was asked what can be done to create change, but Thursday was about speaking from the heart to let his players and many watching know that they’re not alone with the pain they carry from seeing another needless incident unfold on social media.

“Sometimes I wonder, we just see the ones that are on video, how many times is this really happening?” Lynn asked. “This police brutality ... there’s got to be some reform somewhere and we gotta get a grip on this.”

Lynn said he’s about actions and he’s proven that by opening a school in Tanzania, joining protests and inviting city leaders to speak with his team. But he’s far from done and wants help from White people.

Lynn has the support of general manager Tom Telesco, who encouraged his players to be the change and stand up for social justice, and team owner Dean Spanos, who had a conversation Thursday with Rochell on how to create change.

“We, the Black and Brown community, we need the help of good White people, no doubt about it,” Lynn said.

Lynn was also brutally honest because that might be the best way to get people’s attention.

“Overall, I feel good about the (Black Lives Matter) movement,” Lynn said. “We had a setback. What happened in Wisconsin was ridiculous. To see that a White boy walking down the street with a machine gun and nobody does nothing. If that’s a Black man, that’s a dead Black man and we all know that.”

Lynn is pleased to see the NFL as a whole having discussions about creating change, the opposite of what occurred four years ago when quarterback Colin Kaepernick first took a knee. But the fight for change is far from over.

Lynn felt helpless seeing his players hurt, but he gained plenty of hope from the open dialogue.

“There’s no quit,” Lynn said. “If anything, we’re gonna double down.”

The Chargers got plenty accomplished for their first trip to SoFi Stadium, a lot more than just seeing where the parking lot and locker rooms are located.

“This is the first time I’ve even been to this stadium,” Rochell said. “For the rest of my life, I’ll think back to the first time that I came here, we were discussing social injustices in our country.”

Los Angeles Chargers Unveil Much-Anticipated New Uniforms; Minus the Typical Uniform Unveiling Clichés

Chargers Communications
April 21, 2020

The Los Angeles Chargers today unveiled their much-anticipated new uniforms for the upcoming 2020 season, the team’s first in its new SoFi Stadium home.

In a video debuting on NFL Network’s Good Morning Football and subsequently released on the team’s digital media channels, viewers thought they were going to hear the usual clichés surrounding what inspired the Bolts new uniforms.

After a brief, stylized montage including some of the Chargers most iconic looks, a voiceover asks, “How do you improve on perfection?”

The answer: “First, you start with the design process.”

The v/o then launches into a cassette tape on fast forward explanation, “Taking inspiration from the subtle curvature of the bolt, we analyzed the ratios underpinning the logo in an effort to craft...,” before the audio and film suddenly break down and bring the video to a temporary halt.

“Nah, who cares,” the piece continues. “All you need to know is we took the best and made it better.”

To see how the best uniforms in sports just got better and learn about their DNA, fans can visit chargers.com/uniforms.

Fans looking to get their hands on the Chargers’ newest best uniforms in sports can visit shop.chargers.com.

And for those who were able to find the words, here’s what they’re saying about the new uniforms (in alphabetical order):

K Michael Badgley

“I love the numbers on the side of the helmet.”

“We definitely have the sickest uniforms by far.”

DE Joey Bosa

“The all navy has always been my favorite and those are even cooler.”

“I like the simple bolt, too, how it just has the yellow and the blue in it.”

T Bryan Bulaga

“Those are so classic, crisp, clean! Those are fantastic.”

"Those are classy, I love the yellow pants, those are awesome."

Chargers Legend Antonio Cromartie

"We're always going to have the sweetest uniforms no matter what."

"This right here is my favorite cause you got the old uniform mixed in with the new."

RB Austin Ekeler

"The thing that stands out to me the most is the new Chargers emblem."

"It almost looks like a throwback."

CB Chris Harris Jr.

"We have the most unique jerseys. Definitely swag with it. A+ for sure!"

CB Casey Hayward

"That baby blue on white hard! oooooooooooooo."

"Whoever came up with it, you get two thumbs up from me."

TE Hunter Henry

"Those are really clean, really clean."

Derwin James

"The swag finna be on 100."

"I didn't expect this, but ya'll did ya'll thing."

S Rayshawn Jenkins

"That's the best uniform in the NFL. Hands down. Not even close."

DB Desmond King

"I can't speak for everybody else but I'mma be swaggin this uniform out this year. I'm definitely going to be the number one best dresser, top swag."

"I like what they did with this new bolt, man. That's clever."

Chargers Legend Shawne Merriman

"That white on white on the road is coming in and doing some damage."

NFL Insider Ian Rapoport

I was curious about the hype surrounding the new Chargers uniforms...I didn't get it. Then I got a sneak peek. Now I get it. They are tremendous."

Good Morning Football Host & NFL Insider Peter Schrager

"I assure you, it is the number one uniform that there is going to be in football. Sick. Sleak. Looks incredible...the Chargers uniforms are the sweetest of all."

Chargers Hall-of-Fame RB LaDainian Tomlinson

"That all-white is sweet, man. Can't go wrong with the all-white."

"Ya'll changed the bolt in the helmet to match the uniform!"

G Trai Turner

"Without a doubt, the best uniform ever." (re: navy on navy)

"I can't wait to put that on, bring some swag to the o-line." (re: navy on navy)

Chargers Legend Marcellus Wiley

"That's the best navy I ever seen."

"The white are clean but then you don't wanna make a tackle 'til the third quarter cause you're too clean."

WR Mike Williams

"FIRE, all caps."

"New stadium, new look. I rock with it."

SOFI STADIUM

SoFi Stadium videoboard: 'Eighth wonder of the world' targets GenZ

*By Alden Gonzalez
ESPN.com
September 16, 2020*

INGLEWOOD, Calif. -- It stretches 120 yards, weighs 2.2 million pounds, contains 70,000 square feet of digital LED and houses 268 speakers, a technological marvel befitting its transformative carrier. But the most impressive number attached to the oval, dual-sided videoboard inside SoFi Stadium might be this one:

Eighty.

Under normal circumstances -- when the coronavirus pandemic is over and 70,000 football fans begin to fill the place -- that's the amount of people the Los Angeles Rams and the Los Angeles Chargers will each utilize to create content for their videoboard on game day, a total made up of producers, directors, camera operators and others throughout the control room. Rams and Chargers staff members have spent this entire year planning the operation of that videoboard, a job with no blueprint. The task morphed into the equivalent of creating a six-hour show in multiple ways, every second of it scripted in remarkable detail.

With no fans in attendance, the Chargers will mostly operate the board for the team and the broadcast, playing up the graphics so they resonate on television while also splicing in videos of the players' families. The fan-related aspects will be worked in slowly. The Rams, who debuted the board in front of a national television audience Sunday night, planned to operate it like normal from the onset, which meant incorporating Next Gen Stats, displaying a drive chart on the end zone portions of the inner rim and utilizing three levels of touchdown graphics to account for the situation.

SoFi Stadium, which came with a price tag in the neighborhood of \$5 billion, is as majestic as it is revolutionary. The indoor-outdoor dynamic is unprecedented, helped by a translucent roof, exposed sides and an expansive plaza. The pronounced curves that make up the infrastructure pay homage to the Pacific Ocean's coastline; the landscape throughout is representative of California's indigenous trees. But the hallmark is the videoboard, one SoFi Stadium's chief technology officer, Skarpi Hedinnsson, expects to become "the eighth wonder of the sports world."

It is excessive yet necessary.

Evolution of the videoboard

SoFi Stadium's videoboard is 120 yards long, weighs 2.2 million pounds, contains 70,000 square feet of digital LED and houses 268 speakers. Rich Fury/Getty Images
The current videoboard did not make its way onto initial renderings for SoFi Stadium. HKS, the architectural firm that has built some of sports' most innovative venues in recent years, captured the design elements rather quickly but went traditional with the entertainment, displaying smaller screens on each of the stadium's four corners. Rams owner Stan Kroenke, who famously vowed to make professional football work in a market that had long baffled the NFL, kept pushing. He didn't want to undershoot Los Angeles, he'd say, and so he demanded a videoboard appropriate for the world's entertainment capital.

"There was a lot of discussion in how you bring the videoboard experience not only to life," Rams COO Kevin Demoff said, "but to push the envelope in the same way everything else in this building had."

The NFL's videoboard craze began, in many ways, with Jerry Jones' Dallas Cowboys, who in September 2009 unveiled a four-sided, center-hung screen that spanned 160 feet and, at the time, stood as the world's largest high-definition video display. Four years later, the Houston Texans displayed two end zone videoboards each 277 feet wide, larger than the wingspan of a 747 jet. The following year it was the Jacksonville Jaguars, showing off two videoboards spanning 362 feet each.

Two years later, in August 2017, the Atlanta Falcons birthed the antecedent of SoFi Stadium's design with the "Halo Board" -- a 360-degree, 63,000-square-foot videoboard that encircled the rooftop opening of Mercedes-Benz Stadium.

Pete Soto, now the Chargers' vice president of fan experience and production, oversaw game presentation, live events and stadium production for the Falcons, Atlanta United and Mercedes-Benz Stadium at the time. Before that, he was with the Florida Marlins and the Florida Panthers in the 1990s, when videoboards exploded as a vessel for sponsorship and fan experience. He watched Sony's JumboTron and Mitsubishi's Diamond Vision pave the way for Daktronics, the company that designed videoboards for the Jaguars and Falcons, then saw Samsung take it to another level.

When the Halo Board went up in Atlanta, Soto wondered what would come next and knew the answer would come quickly.

"It was the first of its kind, the most unique videoboard of its time," Soto said. "And then here at SoFi Stadium, we've created one that's even more intriguing, more complex, and the amount of impact it's gonna have on the fan experience is hard to quantify because it's such a unique environment, it's such a unique offering and presentation."

Kroenke and his people were awed by the way the Cowboys' video display encompassed most of the playing field, but they wanted to account for those in the lower seats who could only see the screen by looking straight up. The Halo Board was already under construction during the initial planning stages, prompting what only seems like a logical question in hindsight:

Why not take the oval concept but make it dual-sided, suspend it from the roof and hang it low enough so that a massive video screen basically sits within optimal viewing distance of the entire seating bowl?

"That convergence of ideas really came from Stan's challenge of, 'This has to be the best technological experience,'" Demoff said. "From there it became, 'How do you make sure that the technology is so good that it's not just big, but that it's truly dynamic and better quality than you can get in your house?'"

Appealing to a younger audience

SoFi Stadium isn't just a football venue; it's the anchor to a mixed-use development the way big-box stores were used to attract customers to shopping malls. The entire site is 298 acres. Eventually there will be a 6,000-seat performance venue attached to the stadium and a 200,000-square-foot space for NFL Media nearby. Soon after that, there will be 3,000 residences, 25 acres of public parks, and 1.5 million square feet dedicated to retail and office space.

Football will be the main attraction but far from the only one, a reminder of the constant need to diversify in this era.

The NFL experienced only a 0.6% decline in attendance from 2010 to 2019, nowhere near the 6.2% drop-off experienced by Major League Baseball over that same stretch. But viewership is skewing older, and attracting young fans to live sporting events is a growing challenge that some fear might eventually threaten professional football's viability as a revenue-generating behemoth. The reason is obvious: Technology is better, attention spans are shorter, sensibilities are different, and so it has become increasingly more difficult for teams to beat the advantages and comforts of in-home viewing.

Imagen, a video-management service that also provides customers with distribution strategies, published a study in November 2019 that revealed vastly different consumption habits among different age groups. Imagen surveyed 1,866 American and Canadian fans of the NFL, NBA, MLB, NHL and MLS divided evenly among four age groups (Baby Boomers, GenX, Millennials and GenZ). The company found two key trends among the two younger demographics, particularly GenZ: they're more willing to consume non-game content and, if watching sports, more prone to split their attention between dual screens.

"The game used to be everything," Imagen director of business development Nick Ashwin said. "Now it's very much just a part of it."

Under normal circumstances, the videoboard will act as the equivalent of a sports bar in the hours before kickoff, displaying all of the East coast games so that fans can keep up with their fantasy teams in a way most of them would not be able to at home. The building is outfitted with Wi-Fi 6, providing incomparable Internet speeds. And because SoFi Stadium will possess nearly 60 cameras, including two SkyCams and 12 pylon cams, fans in attendance will have access to angles that are typically reserved for prime-time television games.

The hope in all of this is to not only keep bringing fans through the door, but to keep them off of their smartphones while they're inside -- and locked in on that shiny new videoboard.

"It's taking advantage of those different technologies, those different ways of engaging audiences, and supplementing what's going on on the field, that will continue to get people to go there," Ashwin said.

"I'm a little bit old school. I kind of miss the terraces and the stadium that kind of rocks with the sound of singing and all that. But that's just not the experience that the GenZ and the younger fans are looking for. They're looking for a very technology-supplemented on-field experience. They want to be able to look at live stats on their phone, connect to WiFi and draw in all kinds of different bits of information and supplement what's going on. It's a completely different ballgame -- excuse the pun."

How it works

Hedinsson is a Formula One fan who summons one of the sport's edicts to describe the realities of operating this new videoboard -- there's no way to train for it; you just have to go in there and do it.

Hedinsson has spent most of his professional life in digital technology, which helped him navigate a 3.1-million-square-foot stadium that is entirely digital. A decade ago, he built ABC and Disney applications for the iPad before the device was released, an experience he applied to the task of planning content for an unprecedented board that remained under construction. Nothing, however, could truly prepare him for an undertaking of this magnitude.

"There are certain things that you can do in simulation and so on and so forth that allow you to prepare for that," Hedinsson said of the content-planning stages for the videoboard, "but it's a certain mindset that you have to have."

The videoboard consists of 69,000 LED cards organized into 1,338 cabinets, all of which were built out of a fabrication facility in Logan, Utah. It contains 80 million LED pixels that can be controlled individually by 36 rendering computers, allowing a single animation to seamlessly occupy the entire board. The XPression Tessa system, a graphics machine from Ross Video that was first utilized at Mercedes-Benz Stadium, stretches the video for the board, which is separated into eight primary sections.

Most of the content planning was done through a virtual-reality system while the board was built, a major advantage that was not available in Atlanta. Before the start of training camp, the Rams and Chargers were each meeting weekly with SoFi Stadium staff members to discuss content and best practices. The first step, for both teams, was establishing where the ad space would go. Next was building out templates (for pregame, introductions, game in progress, instant replay, touchdowns, etc). Then came the process of dressing them up and ironing out the details.

"Like I tell my staff -- your imagination is your limitation on this," Soto said. "You can do anything you want. If you can dream it, you can make it happen. It's just a matter of figuring out how to make it happen."

And therein lie the difficulties.

In Atlanta, the circular board is one-sided and uniform. In L.A., the videoboard panels are four stories tall around midfield and half that size in both end zones. Because of the speakers, the video display on the outer rim is smaller than that of the inner rim. Visually, the outer rim goes away from the viewer, which tends to distort the image. Planning content for the board required constant changes in perspective.

"It's like in Atlanta in a lot of ways operationally," Hedinsson said, "but it's completely its own thing and it's completely a new world here in Los Angeles."

The COVID-19 curveball

Demoff has spent the past half-decade immersed in the build-up to SoFi Stadium's grand opening, serving as the principal point person tasked with delivering on Kroenke's grand ambition. As the process endured, Demoff envisioned practically every scenario -- except for a global pandemic that would cripple the economy, halt American business and prevent people from gathering en masse. The Rams now own arguably the most impressive, cutting-edge live venue in the history of civilization, but only a select few can actually experience it.

"Part of you is so amazed and so proud," Demoff said of completing such a complex project in this environment, "and part of you is truly pissed. I've managed, for the most part, to block it out, but it's just a bummer."

The Rams and Chargers announced on Aug. 25 that fans would not be allowed at SoFi Stadium "until further notice." Three months earlier, during an interview with ESPN, Demoff was already bracing for that possibility. He maintained faint hope for an unforeseen stroke of luck but began to view 2021 as the true grand opening and started to believe that hosting fans in a limited capacity before then would be impractical, unfair and, given the ways it might dampen the overall experience, counterintuitive.

Eventually stadiums will open at full capacity, of course. But identifying what that might look like, and how customer sensibilities might change by then, is an uncertainty that befuddles the live entertainment industry. Just thinking about all the mundane, everyday tasks that might be altered over COVID-19 concerns can be an exhaustive exercise.

Are buffets, a hallmark of prime seating, suddenly extinct? What about fountain drinks and beers on tap? Or paper tickets? Does everything involve contactless payment moving forward? Are grab-and-go meals more prominent? What about -- Demoff's suggestion - something as simple as spreading mustard on a hot dog?

"Stadiums are going to learn just as much from other hospitality venues -- restaurants, hotels, casinos, resorts -- as much as we are going to learn from other stadiums," Demoff said.

Terry Lefton, a reporter for Sports Business Daily who has spent a long time covering sports marketing, imagines companies like Clorox and Lysol emerging as prominent sponsors. Cleanliness will be of utmost importance when stadiums return to full capacity; safety must encompass the overriding theme. Lefton alluded to the congestion of stadium entry, already a problem because of tailgates that habitually run too close to kickoff, and how the process might get bogged down further with temperature checks.

Then there's that whole thing about disposable income amid the worst economic crisis since the Great Depression and how that might impact season-ticket sales in a market like, say, Los Angeles, which has grown so accustomed to Sundays without live football and might not be willing to allocate money for, you know, a really expensive stadium.

Adaptation will be crucial; unique, exclusive offerings will be more important than ever.

"All venues are gonna have to evolve to meet changing consumer expectation and demand," Demoff said. "Usually with great upheaval comes great opportunity, and we just have to view it as that."

How SoFi Stadium makes a revolutionary design promise: A place for all to play

By Sam Lubell
Los Angeles Times
September 2, 2020

In less than two weeks, if the NFL moves forward as planned, SoFi Stadium will open in Inglewood after more than five years of design and construction.

Finally, the Rams will no longer have to play in the sun-baked L.A. Coliseum. Finally, the Chargers will no longer have to be squatters in the tiny Dignity Health Sports Park (formerly the StubHub Center and the Home Depot Center). Finally, owner Stan Kroenke will see his dream of a \$2 billion (well, make that more than \$5 billion now) sports and entertainment park begin to come true.

But here's the more important news: From a design and urban planning standpoint, SoFi is, potentially, revolutionary.

That's because, in many ways, this stadium is not really a stadium. It's not a solid concrete and steel bowl where fans park cars and push their way in and out eight times a year. And it's not a themed shopping mall and mini amusement park grafted onto a sports facility.

SoFi Stadium is a porous, indoor-outdoor, year-round complex featuring, yes, a 70,000-seat stadium and lots of parking, but also a 2.5-acre public plaza, an adjacent 6,000-seat performance space and a layered landscape filled with hills, trees, places to pause and sit and eat — all connected to a vibrant 25-acre community park surrounding a 5.5-acre lake.

SoFi Stadium's landscape design includes an arroyo and a Mediterranean biome plant palette. SoFi Stadium's landscape, designed by Mia Lehrer's Studio-MLA, includes an arroyo and a Mediterranean biome plant palette. (Studio-MLA) The 300-acre complex, to be called Hollywood Park, is slated to phase in over many years more than 1.5 million square feet of retail, restaurant and office space (including the almost-complete NFL Network headquarters and studios), at least 2,500 townhomes and apartments and a hotel.

The idea of a stadium as the focal point for a mixed-use project is not new. So-called sports-anchored developments are becoming the norm nationwide, from Patriot Place in New England to the Arlington Entertainment District in Texas. But more than any of those developments (including downtown Los Angeles' L.A. Live), this complex — its stadium's façade curving like the sweep of the coast — is authentically inspired by, and caters to, its setting.

"We were trying to create an expression of Southern California," said Lance Evans, principal with HKS Architects. "Something that would resonate with this climate and with this place."

This is something that only Dodger Stadium — embedded into the earth, obsessed with the future and surrounded by palm trees, the landscapes of Elysian Park and, alas, a heroically scaled parking lot — has managed to accomplish in terms of local sports venues.

Workers have been putting the finishing touches on SoFi despite the risk of COVID-19 infection (more than 50 have tested positive) and two deaths on the site, including one caused by a fall from the roof.

Citing the pandemic, the Rams, Chargers and SoFi jointly announced Aug. 25 that games will be played without fans "until further notice." Once fans are allowed to come, they will approach a stadium whose field level is embedded 100 feet into the earth, reducing the building's bulk as seen from the rest of the neighborhood and making a trip inside reminiscent of a trek down bluffs to a beach in, say, Malibu. Along the way they will proceed via a fractured landscape of textured pathways, gardens, patios and food stalls, descending through what the project's landscape architect, Studio-MLA, calls "canyons" — terraced trails filled with earthen mounds and plants and trees from around California, weaving in and out of the stadium.

"It's all about how the stadium is part of the landscape and the landscape is part of the stadium," said Studio-MLA founder Mia Lehrer, who has designed green spaces for Dodger Stadium and for Banc of California Stadium in Exposition Park. She also is imagining the surroundings for the forthcoming Lucas Museum of Narrative Art.

In classic SoCal fashion, the stadium, its edges open to the outdoors along the sides, blurs the line between interior and exterior, inviting visitors, and views, inside. It pulls in ocean breezes through its aerodynamic shape, its permeable flanks, the lifting of its seating bowl above the ground-level concourse and massive (60 feet by 60 feet) adjustable openings in its roof that can slide like sunroofs on cars. These openings can "tune" the wind flow, according to HKS, which designed recent stadiums for the Minnesota Vikings, Indianapolis Colts and Dallas Cowboys.

The roof, which covers and unifies the stadium bowl, plaza and adjacent arena, is clad in ethylene tetrafluoroethylene, or ETFE, a tough, translucent plastic that, thanks to its dotted frit pattern, shades fans from about half of the sun's heat. (If you've roasted at the Coliseum or at Dodger Stadium, you will appreciate that.) The ETFE also will allow concerts, community gatherings, e-sports, the Super Bowl and the Olympics to carry on in the rare case of rain.

One bummer: The roof's tempering of the sun means that the field had to be made of artificial turf, although such surfaces have progressed light-years since the days of AstroTurf.

The seating bowl itself is not revolutionary, but its proximity to the field is as close as the NFL will allow — a good thing for fans. A massive, oval-shaped screen hangs from steel rafters, projecting images on both sides, which makes it readable from a wider range of sightlines and seat locations. It weighs more than 1,000 tons and traces the circumference of the field level, making SoFi the new champion of the NFL's Jumbotron wars.

The stadium sits under a major LAX flight path, and as seen from above that roof bears an uncanny resemblance to the Rams former shield-shaped logo. (Attempts to confirm this connection were rebuffed by both the designers and the developers, perhaps to protect the Chargers' feelings?) But where the roof bends down, meeting the ground at a few distinct points, you can see its lightweight aluminum façade panels, consisting of thousands of unique triangles, perforated with millions of holes to admit breezes and create intricate dappled light patterns.

Connected to the stadium via textured pathways and a grove of palm trees is Lake Park, the other focal point of the development. The park has the potential to be a profound amenity for Inglewood.

An artificial lake — which collects water runoff from around the complex — was inspired by the lake at Hollywood Park Racetrack, which used to stand on the site. It's surrounded by a mix of flora that's even more robust than what is along the stadium's edge, including some plants that are quite exotic. Lehrer calls them Dr. Seuss plants, including the strangely fractured monkey puzzle tree and the jug-shaped bootle tree. All are part of the Mediterranean biome, an effort by Studio-MLA to connect Southern California to similar environments worldwide, including the Mediterranean region, the Cape of Africa and Chile.

Visitors can experience, among other things, long allées of trees edging the water, undulating arroyos, seats built into angled planters, impressive views across the lake to the stadium and a deck projecting over the water.

The park, and much of the stadium's periphery, will be open to the public every day, not just on game days, making the landscape part of the neighborhood. The complex's ability to host almost any type of event should help energize the site most of the year. It has the potential to become a real civic place, not just a sports-fueled fan zone. But just how civic is up to Kroenke and his team.

Despite many positive signs, much of the 300-acre site remains a question mark. The landscaping, as fantastic as it seems, is so young it's hard to tell just how effective it will be. And it's still unclear how much of the immediate stadium area will remain open when events aren't taking place. Parking lots dominate the site's future development areas, and because of the incredibly uncertain economy, there's no guarantee that all of these elements ever will come. (Nor is it a sure thing that this development, if it does come, will be welcoming.)

Football is a sure thing, and the Super Bowl and the College Football National Championship seem likely, as do the Olympics. But many other events — like those catering to the local community — are a long way from being programmed. How will the place interact with the neighborhood around it, including the Forum to the north and a planned complex for the Clippers to the south? Also: Can a stadium with 260 luxury suites and 13,000 premium suites really be considered civic?

For now, public transit connections to the stadium are problematic. A so-called transportation hub along the site's west edge, amassing buses from nearby neighborhoods and the Metro Crenshaw Line's Downtown Inglewood light rail station (delayed until late 2021), is just a parking lot. (The Inglewood Transit Connector, an elevated tram running from the Metro station to SoFi, the Forum and other destinations, is still just a plan.)

Thanks to COVID-19, we probably won't know for more than a year how the whole complex performs. Not until a game day with actual fans, actual concessions, actual crowd noise, actual traffic.

So, like everything else in our current state of suspended animation, we'll have to wait and see whether SoFi Stadium and Hollywood Park are a success, for fans, for the region, and for the concept that a stadium can become a true community asset. We'll have to keep a close eye. What's been achieved so far is impressive, but it's just the beginning.

Playing in new SoFi Stadium should spark Chargers, says experienced Linval Joseph

By Jeff Miller
Los Angeles Times
August 25, 2020

Most of the Chargers will experience something once-in-a-lifetime this season when they play at SoFi Stadium.

For Linval Joseph, it instead will be third-time-in-barely-a-decade.

Joseph was a member of the New York Giants when they moved into New Meadowlands Stadium in 2010 and the Minnesota Vikings when they moved into U.S. Bank Stadium six years later.

The Chargers and Rams will share SoFi Stadium beginning next month, with the Chargers set to make their debut in the \$5-billion facility Thursday with a scrimmage.

"When you have a new stadium ... you want to protect it," Joseph said. "You want to make sure it's your home. You want to instill in all the guys, 'We gotta win at home. We got to start off right.' It's like another urge to get the job done."

After relocating to Los Angeles in 2017, the Chargers played three seasons at what is now called Dignity Health Sports Park. They lost their first three and final three games there, finishing 12-12 overall.

Now, they're readying to upgrade into a venue coach Anthony Lynn called "the best place to play football in the world."

"I'm excited to get there," Joseph said. "See it, feel it and hopefully make some magic this year."

The Chargers signed Joseph as a free agent in March, bringing in the veteran defensive tackle with hopes he can provide pressure up the middle to aid pass-rushing ends Joey Bosa and Melvin Ingram.

Joseph has 24 sacks and 525 tackles in a career that includes two Pro Bowl appearances. He also won a Super Bowl with the 2011 Giants.

At 6 feet 4, 329 pounds, Joseph began making an impression on his new teammates the moment he walked through the door of the Chargers' training facility in Costa Mesa.

He did this by simply filling that doorway.

Safety Rayshawn Jenkins said Joseph is built "like a mobile home." Cornerback Casey Hayward called him "a truck." Left tackle Sam Tevi likened Joseph to "a walking refrigerator" and "a running Coke machine."

"He's literally like a house in there," Jenkins said. "You have to throw it over a house, if you're the quarterback. We're going to get a lot of batted balls and altered throws with him in there."

Along with Joseph's size, the Chargers have been taken by his power, Bosa calling Joseph "probably the strongest human I've come across."

In high school, he was a champion weightlifter and has been known to bench press 500 pounds.

"I have a combination of a lot of things," Joseph said. "But as everybody's saying, it's my power, my quick twitch."

At 31, he is the oldest player on a defense that mixes experience with youth and features depth throughout.

The defense is expected to be the backbone of a team transitioning to a new offensive scheme after being built around quarterback Philip Rivers the last 14 years.

"We have some home-run hitters ..." Joseph said. "Once they put everything together, it's going to be scary. I'd say it that way. It will be scary if everything's put together right."

TOM TELESCO

Chargers GM Tom Telesco Prepared for Unconventional Training Camp

By Chris Hayre
Chargers.com
July 28, 2020

Chargers veterans reported for training camp on Tuesday, and general manager Tom Telesco couldn't have laid it out any clearer.

"The number one priority is safety," he said. "The second priority is winning a championship. Luckily those basically go hand-in-hand."

In what will be an unconventional 2020 NFL season, Telesco met with the media virtually on Monday to discuss the balance of keeping the team's health paramount, while adjusting to a much different-looking training camp. With the preseason cancelled, Los Angeles' first game in 2020 will be on the road against the Cincinnati Bengals in Week 1.

"We have two opponents, really," Telesco said. "We've got to fight this virus and then whoever our opponent is on Sunday."

According to Telesco, everyone in the organization has bought into "doing things the right way." Between what several members of the Chargers staff have been able to accomplish this summer coupled with the NFL's doctors and detailed protocols, Telesco said he feels optimistic about minimizing the risk of COVID-19.

He also noted that complacency must be avoided.

"I will say [head coach] Anthony [Lynn] and I, we feel a real responsibility to keep everybody here safe," Telesco said. "It's players and coaches and a very large support staff of people, and we're attacking that enthusiastically."

One of the challenges in a training camp that includes no preseason games or joint practices is properly evaluating players. Telesco said members of the Chargers coaching staff have reached out to those in the college game in an effort to glean insight about how to best handle this time of year.

Telesco also admitted that certain rookies, undrafted free agents and players with limited NFL experience simply won't have the same opportunities they'd be afforded in any other year.

That said, there will be chances to make an impression. Telesco said that Lynn's open-mindedness and ability to "think outside the box" will help towards putting players in competitive practice situations.

First order of business, though: getting players into football shape.

"Everyone that's coming into here is coming from different areas of the country where there are different restrictions; all different levels of physical fitness," Telesco said. "So, we need to gently ramp these players [up]. That's what [head strength and conditioning coach] John Lott started [Monday] and we'll continue to do that." The first eight to ten days of camp will largely mimic the strength and conditioning phase of organized team activities (OTAs), according to Telesco. The team won't put pads on until approximately the third week of August.

Even then, it may not feel like a true training camp with so much to accomplish before Week 1. In addition to evaluating the roster, Telesco explained that the team will need to adjust to a different style of offense and defense, all while integrating the 2020 rookie and free agent class.

"We do have to work with players and we want to try to develop young players, but we have to get players ready to play a regular-season game against the Cincinnati Bengals," he said.

ANTHONY LYNN

Chargers coach Anthony Lynn isn't new to creating impactful change

*By Gilbert Manzano
Orange County Register
September 12, 2020*

Ruth Thompson recalled being star-struck when she first met Chargers coach Anthony Lynn at the annual "Red, White and Boom" Fourth of July parade in McKinney, Texas, six years ago.

At the time, Thompson was preparing to open Hugs Cafe, a nonprofit organization that trains and employs adults with special needs. Lynn's niece, Marty Cole, was training to work at the cafe.

Lynn attended the parade in his hometown because Cole was riding the Hugs Cafe's float. Thompson, a Denver native and rabid Broncos fan, was eager to meet Lynn because he played running back for the Broncos when they won back-to-back Super Bowls in the late 1990s.

Previous

After some pleasant Broncos chatter, Lynn told Thompson he had doubts about Hugs Cafe being successful.

"He was asking me a lot of questions about how we were going to employ adults with special needs," Thompson said in a phone interview Thursday. "It was something that was new to him. He wasn't real sure it was going to work, and he was asking me lots of great questions about how we were going to do this. I think I had good answers for him and we just really struck up a really great conversation."

The Chargers are familiar with Lynn's blunt honesty and "Hard Knocks" viewers were introduced to his straightforward personality this summer.

Most people wouldn't dare cast doubt at an idea that has potential to create plenty of good, but Lynn is about proper execution, and when his beloved niece is involved, he's gonna make sure it's done correctly.

"He asked all of the questions, and even more than many of our initial donors were asking, and rightfully so," Thompson said. "They don't want to donate to something that's going to fail."

Hugs Cafe didn't fail. It will celebrate its fifth-year anniversary next month and there's talk of opening a second cafe. Cole remains an employee there and has had many roles, from greeter, server and working in the kitchen.

Thompson declined to say she proved Lynn wrong because her responses at the parade got him onboard with her vision. Lynn has donated to Hugs Cafe and raised money through his Lynn Family Foundation.

Lynn's knack for asking tough questions and long-term visions for success are reasons why the Chargers are fond of their fourth-year head coach.

General manager Tom Telesco and team owner Dean Spanos have said this summer they follow Lynn's lead. He's become the face of the franchise, and surged this offseason as one of the most notable head coaches in the league by simply being himself, a man of actions and empathy — and as a Black man.

Lynn, one of three Black head coaches in the NFL, was at the forefront in the fight against systemic racism and police brutality amid the nationwide protests that occurred this offseason. He shared personal encounters with racism, attended protests, pushed for change, encouraged people to vote and invited city leaders to speak at his team meetings.

Lynn has the Chargers more than prepared for a football game heading into Sunday's season opener in Cincinnati.

What happens before kickoff on the sidelines and during the national anthem will have the same spotlight as the game, at least for Week 1, because many are expecting protests against systemic racism and police brutality.

But Lynn occasionally shrugged when asked this week what he and his team have planned to protest social injustice. Lynn likely doesn't want this to be a one-week trend with people forgetting for Week 2. He wants solutions that will have a lasting impact, nothing forced or rushed.

"Sometimes it's hard to listen to those young men pour their hearts out and I can't help them immediately, and this is something that's going to take some time," Lynn said last month after his team had an emotional discussion and decided to cancel their SoFi Stadium scrimmage as a way to protest. "I'm in it for the long haul. This organization is in it for the long haul."

Jason Hill isn't surprised to see Lynn make an impact in the NFL community. He's well aware of his nonstop actions for creating change.

Before Lynn coached a game for the Chargers, he was already looking for ways to help the Los Angeles community in 2017. Lynn's realtor suggested he attend Hill's event.

Hill is the founder of Young Warriors, a mentoring program for boys between the ages of 8 and 18. Many of the boys are Black and Latinos who are raised by single mothers.

Lynn had a connection with Hill's purpose because he was raised by his single mother, Betty Jackson, in Texas.

"Anthony grew up in a similar situation, but had an amazing mom to guide him through things," Hill said. "So we just connected on a foundation level, a deep level. We had several conversations after that and he just jumped in with us and we're grateful to have him."

Hill answered the same kinds of tough questions Thompson received. Lynn has donated and raised money for Young Warriors. Lynn and the Chargers have met with boys from Young Warriors and visited schools that are partnered with the program. Hill said Lynn plans to meet more kids through Zoom conversations.

Hill and Lynn have developed a friendship. They went to Lynn's vacation home in Puerto Vallarta, Mexico, last year to play golf.

"He wants unity between everybody," Hill said about Lynn. "We were in Mexico together. The way he treated the people over there, he was just giving extra tips, extra kind, and so loving. I remember telling him, 'You're a good dude, Anthony.'"

Lynn and Hill are hoping to one day open a Young Warriors program in McKinney. Thompson is hopeful about the next Hugs Cafe opening near Lynn in Los Angeles.

It's always a long-term vision with Lynn and those closest to him. The rest of the country is starting to realize how Lynn and the Chargers operate.

"That's him authentically," Hill said about Lynn. "It's not a show. He's not trying to look good. That's just who he is."

Chargers Coach Anthony Lynn on Systemic Racism in the NFL and Why He's 1 of Only 3 Black Head Coaches

*By Sean Gregory
TIME Magazine
September 11, 2020*

When Anthony Lynn, head coach of the Los Angeles Chargers, was in third grade, his world changed. He grew up in Celina, Texas—the son of a single mother, and one of the few Black kids in what was then a small town north of Dallas. A girl—Lynn thought she was cute—was handing out invitations to her birthday party one day, when Lynn noticed she skipped him and a Black girl in the class. When Lynn asked why, the response left him devastated. It's because you're Black and my parents won't allow you to come to my place.

"After that moment, I never saw things the same," Lynn, now 51, tells TIME in a video call from his office in Costa Mesa, Calif., where the Chargers are headquartered and holding training camp. "That's when I knew the world was different. There's a difference being Black and white. Then I started seeing color." Lynn says this, and other experiences with racism throughout his life, helped motivated him to reach the top ranks of the NFL, where he is now one of just three Black head coaches. "I didn't didn't like the fact that people didn't think I was equal, or thought they were better than me," says

Lynn. "I can't say race wasn't a big part of why I'm where I'm at. Because it pushed me."

Now, the realities that Lynn confronted head-on in his life are at the forefront of his job as head coach. He sees systemic racism in the NFL, a league in which Black men are 60% of the players, but less than 10% of head coaches. He sees it in the streets, with the killing of George Floyd and the shooting of Jacob Blake. "I was like, wow, again?" Lynn says of watching the video of police shooting Blake in Kenosha, Wis. "It's always unarmed Black men. And seven times? That just made me sad, man. I got emotional." On Aug. 26 the Milwaukee Bucks declined to take the court for a playoff game against the Orlando Magic; other teams across sports also staged strikes, effectively shutting down the games. The Chargers were supposed to hold a scrimmage at their new home, the \$5 billion SoFi Stadium, the next day. Lynn called a team meeting, and let players express their frustrations. "After that, no way could we take the field and practice," says Lynn. "Because something was more important than football at that time." The scrimmage was cancelled.

Lynn's Chargers will kick off an NFL season like no other this weekend. In the midst of a pandemic and national reckoning on race, L.A. travels to Cincinnati to take on the Bengals and the No. 1 pick in the 2020 draft, quarterback Joe Burrow, on Sunday. While Lynn says he would have supported a player walkout in Week 1, he did not encourage it. "If I thought not playing Week 1 would make a major change, I'd give these boys the whole week off," says Lynn. "I wouldn't show up. But we're football players, we're not politicians."

Still, don't expect silence. In the past, Lynn says he's tried to keep talk of controversial social issues—like Colin Kaepernick's kneeling during the National Anthem—out of the locker room, lest it become a dreaded "distraction." "We can talk about that s—t in February, in late February hopefully," says Lynn, explaining his prior philosophy. Not so this year. "If I was to suppress this, I think it would hurt their passion and I don't think they would play the game that they love well," he says.

After Los Angeles made the playoffs in 2018, his second season as Chargers coach, Lynn's team finished 5-11 last year. He's under pressure to correct the course as the Chargers move into a new home. Lynn's team will share SoFi Stadium with the Los Angeles Rams while desperately fighting for fans in an L.A. market that has greeted them mostly with indifference since moving from San Diego in 2017. Still, Lynn says his focus is not just victory on the field. "We have committed to winning the championship," he says, "and fighting for social justice."

A bunch of plays are diagrammed on a white board behind his Lynn's desk; he's wearing a Chargers cap and jacket during our interview, and some gray stubble is peppered on his chin. Lynn's no typically programmed football coach. He talks in a real, conversational manner, which is all-too-rare in his ranks.

As a kid he played quarterback on youth teams in football-crazed Celina. In seventh grade, however, a coach informed Lynn he'd be moving to running back. "He goes, 'Black kids can't play quarterback,'" Lynn says. Lynn asked why. "Well, they're not smart enough," the coach responded.

These accumulated experiences with racism "made me more aggressive," says Lynn; he got into fights in school, but he also channelled his anger onto the football field, eventually earning a scholarship to Texas Tech University and playing in the NFL for the San Francisco 49ers and Denver Broncos; he won a pair of Super Bowl rings with Denver in 1997 and 1998.

Tensions boiled over during Lynn's senior year at Texas Tech. Lynn says police were gathered at an apartment building where two teammates were staying; when he went to see what was happening, the cops "just jacked me up against a wall." They asked if he was a drug dealer. "And I just lost it, man," Lynn says. "The next thing I know I'm fighting with his cop and I'm on top of him and I get hit in the back of the head with a billy club and they got me tied down on the ground and they're taking me to jail and the one officer kicked me inside my head." Thanks to Lynn's football connections, the cops eventually let him go. "Today, I would have been shot," says Lynn. "I mean, think about that. I said, 'I would have been shot.' I was dead wrong going off on that cop. But it was just years of accumulation of this and that. I can't go to the birthday party. I can't play quarterback."

Lynn stresses that he has great respect for police officers. In 2005, after he was struck by a drunk driver while crossing the street in Ventura, Calif., police officers helped save his life. The near-fatal incident left Lynn with temporary paralysis and injuries that required four surgeries. He has remained friends with one of the officers who rescued him. Still, he tires of the constant stings of racism. Just last year, he was pulled over for what he calls a "bogus reason." Before a white officer asked him for license and registration, Lynn says, he asked if he had been in jail or on probation. "I'm afraid for some people that might not be as strong minded, if they hear something like that too many times, they start to believe it," says Lynn. "That they're not better. That they're not equal. That's my biggest fear. But for me, it just pisses me off. It always has."

Lynn's also irked that only three of the NFL's 32 head coaches—Lynn, Brian Flores of the Miami Dolphins, and Pittsburgh's Mike Tomlin—are Black. "I'm not comfortable with that number," Lynn says. As recently as 2017, there were seven Black head coaches in the league. (Washington Football Team coach Ron Rivera, who's Latino, is the NFL's only other minority head coach). The Rooney Rule, which was implemented in 2003 to guarantee that at least one minority candidate is interviewed for open head coaching positions, seems broken. Is this the product of systemic racism? Lynn agrees that's a fair assessment. "I played in this league for eight years, and a player knows a head coach when he sees one," says Lynn. "There were African-American coaches that could have been head coaches but just never got the opportunity."

How do you fix this? Lynn believes reforming the head coach feeder system will help. Between 2009 and 2019, according to a recent study from Arizona State University, offensive coordinator was the most frequent former position for head coaches: 40% of NFL head coaches were hired from offensive coordinator spots (NFL defensive coordinator, and NFL head coach, were the next most frequent positions). During same period, however, 91% of offensive coordinator hires were white.

"I've seen so many play callers get head jobs that have no personality, no leadership whatsoever," says Lynn, who during his 17 years as an assistant coach in the NFL never entered a season holding a coordinator position (a few weeks into the 2016 season he was named offensive coordinator in Buffalo; that year he took over as interim head coach for one game after Rex Ryan was fired). His coaching career previously saw him as mostly a running backs coach and assistant head coach. Broadening the feeder system would result in a more diverse—and talented—candidate pool. "And then you wonder why every year in the National Football League we are firing anywhere from six to eight head coaches?" says Lynn. "If we open this thing up to position coaches, assistant head coaches, then you're going to have more African-American applicants."

He also believes Black coaches have to win faster than their white counterparts to keep their jobs secure. "I'm not happy with the leash that African-American coaches get," says Lynn. "I had my first losing season last year. And I come home one day and my wife is like, 'Honey, are you okay?' And I'm like, 'Why wouldn't I be? I'm fine'. And she's like, 'Well, do you not know half the country wants you fired?'"

When he entered coaching, Lynn understood the hurdles. The memories of being told he couldn't attend a birthday party because he's Black, or being asked if he was a drug dealer, were never too far from his mind. Lynn's grandfather once told him he'd always have to be better because of his skin color. He's never forgotten those words. "It's a shame, but I know that going into it," says Lynn. "I know I've got to turn this damn thing around, soon. But at the same time, I'm going to stand up for what's right. I'm going to speak out when I have to. I'm not going to let that scare me from doing that as a human being."

To wit: he's unafraid to say that Kaepernick got a raw deal. Lynn is happy with this current quarterback, but did express some interest in Kaepernick earlier in the summer. "I do think there's a possibility that Kaep could come on somebody's roster this year because you can hold roster spots for veteran players now because of injuries and because maybe of COVID," says Lynn. "There's still a possibility there. But Colin's busy doing things to help make a change and he's signing big deals, he might not have the time to come back and play NFL football. But I know over the years he should have been given an opportunity. There's no doubt about that. We've had those discussions. I can say that. We've had those discussions."

Lynn is facing unprecedented challenges in carrying out his team's turnaround plan. Start with his own bout with COVID-19; he was diagnosed while on a trip to Dallas, to visit his mother, in late June. "You always say, well, it's really only killing 1%," says Lynn. "But when you get it, start thinking about that 1%." He's not sure how he got infected. "I mean no one was more paranoid about this than me," Lynn says. "You're talking about a guy that has hand sanitizer in his front belt loop everywhere he goes. Wears gloves, masks." Lynn's lungs collapsed during the car accident 15 years ago, which he feared would make him even more vulnerable. "And so it was some anxiety there for a little while," says Lynn. "For me it was a really, really bad flu for about three or four days."

In training camp, Lynn believes COVID-19 has affected team chemistry. "A big part of football is camaraderie," he says. "When you have to social distance, it's hard to build a team." The first full in-person, locker room team meeting Lynn had was on Aug. 27, at SoFi Stadium, to discuss the Blake shooting. "I could just feel the people craving that community, that fellowship," he says. "We haven't had it. It's going to be difficult to build tight teams and trust with new players when you don't have that. The longer we do without it, the more of us see it. I mean, this is Zoom all year. Are you kidding me? It's going to be different. But we knew that it was going to be a challenge and we've got to figure out a way to still make it work."

The Chargers enter this season with veteran Tyrod Taylor starting at quarterback. A potential franchise QB, Justin Herbert—the sixth overall pick in this year's draft, out of Oregon—will be the backup. (Quarterback Philip Rivers, who started every game for the Chargers the last 14 seasons, signed with Indianapolis in the offseason). Preseason games were cancelled this year; in some ways, this made Lynn's training camp smoother. Because if Herbert shined in preseason games, screams to start him right away would have been pronounced.

In sticking with Taylor as the starter, Lynn cites John Elway and Peyton Manning, two legends who started their rookie years; each threw more interceptions than TDs (Manning threw a rookie-record 28 interceptions in 1998, tops in the NFL that year). "But those guys are two real strong-minded individuals, Hall of Famers," he says. "Not everybody's wired that way, man. It's not everybody that can overcome that. So I don't expect [Herbert] to come in and play right away. I think sitting him for a year would do nothing but benefit him."

Does Herbert seem to have the Elway-Manning mentality, or is it too early to tell? "He is a leader in his own way," says Lynn. "He's more of an introvert. He quieter, but he communicates when he has to with his teammates. And people try to say that was a knock with him coming out. Said he has all the tools but wasn't much of a leader. Introverts get labeled that way. I just know these players react well to him."

The Chargers spent the last three seasons playing in a Carson, Calif. soccer stadium that held just 27,000 fans, by far the smallest capacity in the NFL. Now, they will move into a shiny \$5 billion palace playing in front of zero fans, due to the pandemic, making the team's effort to win the hearts and minds of Los Angeles even more difficult. "L.A. is a hard city," says Lynn. "You have to be successful here, bro. You've got to win. And if you don't, people just do other things. And there are other sports franchises here that people are attached to. So it's no doubt a hard market. But people respect that hard work, young men of high character that are helping their communities and doing things that we're doing. It's just a matter of time before we have a strong fan base here. But we knew when we moved here it wasn't going to happen overnight. Just like social justice. It isn't going to happen overnight."

More than ever, social justice will be a major theme of the NFL season. An Alicia Keys rendition of "Lift Every Voice And Sing," a song known as the Black National Anthem, was played before Thursday night's season-opening Kansas City Chiefs-Houston Texans game. At least some players are likely to kneel during the National Anthem or utilize some other form of protest when the NFL kicks off this weekend. Lynn recalls the reaction of his players after Blake's shooting. "I've been dealing with this s—t since since I was nine years old," says Lynn. "I was more sad that day for how they felt. We've got to move beyond it. We're certainly not going to forget about it. But I wish I could do something to make them feel better in moments like that."

Still, the Chargers coach remains confident that his recent powerful wave of sports activism will bring change, both inside and outside the NFL. "I've got to tell you, I've never seen so many people from all different backgrounds and colors come together and want change," says Lynn. "So man, I'm hopeful. I'm very hopeful."

Anthony Lynn's devotion to life, equality and football endears him to Chargers

*By Jeff Miller
Los Angeles Times
September 8, 2020*

His career as a full-time head coach began with an audible thud, the sort of depressing sound made by most massive first-quarter deficits.

Anthony Lynn's maiden Chargers team started 0-4, one of those defeats coming on a last-second blocked field-goal attempt and another on a last-minute 54-yard successful field goal by the opposition.

Then, in a U-turn violent enough to produce G-forces, those Chargers won nine of their remaining 12 games and next season evolved into a team that would go 12-4 and advance to the AFC divisional round of the playoffs.

Now, entering his fourth year, Lynn and the Chargers are trying to bounce back again, from an even louder thud, under conditions even more stressed and less predictable.

The 2019 Chargers finished a stunning 5-11, their underwhelming performance marred by injuries, turnovers and a maddening inability to win close games.

Yet, in February, the team signed Lynn to an extension, providing at least a bit of security to a coach who — in a way as clear as his signature on that new contract — still has the trust of his bosses.

"He's special," Chargers Chairman Dean Spanos said. "Anthony's special. He's unique. He's his own man, and he has the respect of the players but also the organization and ownership."

All of which is encouraging but none of which lessens the lofty expectations for a talented roster, even as the franchise transitions from longtime starting quarterback Philip Rivers.

Lynn needs to win and will try to do so with a revamped offensive scheme and a rebuilt offensive line amid a pandemic and ongoing national social unrest that has presented American sports with challenges heretofore unforeseen.

The burden is squarely on the Chargers' head coach and, therefore, on the Chargers themselves.

"At the end of the day, you can say this about a coach or that about a coach but we're on the field," right tackle Bryan Bulaga said. "We have to execute and get the job done. ... The pieces are there on this team."

And so is the leader. Lynn has emerged as few coaches have across all sports during protests that have flared over the past several months.

While many teams and individuals have offered prepared statements of support, Lynn has shared in detail his experiences. He has spoken on panels, podcasts and national television shows.

He attended a protest in Huntington Beach, announced live on the NFL Network that the Chargers were canceling a scrimmage in the wake of the Jacob Blake shooting and never has stopped encouraging his players who feel compelled to participate to do so.

"That says a lot about coach Lynn because, at the end of the day, we're not just football players," safety Rayshawn Jenkins said. "We're human beings who just happen to put on a football helmet to work."

"I'm very grateful to be playing for a coach who's aware of everything, on and off the field. Coach Lynn, he just understands, know what I mean? It's been a blessing for all of us."

Spanos said he and Lynn have spoken often over the past several months about the issues currently facing society.

The two regularly played golf together in the summer and spent hours discussing more than just birdie putts.

At one point, Spanos said he asked Lynn what, as team owner, he could do regarding the players. Spanos explained that Lynn told him this movement requires patience, the sort of unified front that defines team and strong direction.

That's precisely what Lynn provided in late August, when, before a planned scrimmage at SoFi Stadium, he called for a team meeting as emotions over the Blake shooting refused to pass.

Sensing his players just needed to talk, Lynn began a group discussion that would become so deep that one player said he saw an assistant coach crying.

Afterward, general manager Tom Telesco told the NFL Network, "We follow Anthony's lead."

Said tight end Virgil Green: "Coach Lynn is a very confident person. When he talks to you, you look him in the eye. It's tough to not see the kind of man coach Lynn is because his actions speak."

At least three NFL head coaches have tested positive for the coronavirus.

New Orleans' Sean Payton and Philadelphia's Doug Pederson shared their experiences through the media.

No one outside the Chargers organization or Lynn's family and close friends knew he had tested positive until the first episode of "Hard Knocks."

Were the Chargers not a featured team on the HBO show this year, it's likely no one on the outside would have known.

"He's played in the league, man," cornerback Chris Harris Jr. said. "He's won Super Bowls here. He has the respect of being a player."

"That goes a long ways when you got a coach who has experience doing this and can understand the pain and what goes into being an NFL player."

But now, Lynn is a coach and most certainly needs to coach this fall. Another five-win season is not what's expected of this team.

In looking to rebound in 2020, the Chargers can reflect on that 0-4 start to the 2017 season and what came next: a rookie head coach suddenly and emphatically announcing his arrival.

"He really came to the surface in that very difficult time," Spanos said. "He's the right guy to bring it all together."

Anthony Lynn: 'I'm pissed off and I don't want to just put out a pretty statement'

By LZ Granderson
Los Angeles Times
June 2, 2020

Chargers coach Anthony Lynn is one of my favorite people. Not favorite coach or favorite former player, but people. When I got a call that he'd like to talk about the death of George Floyd and the fallout, I dropped everything to drive to his home.

Lynn and I get along so well because we share a lot of the same values, particularly spiritually. He told me that when the world goes crazy — as it is right now — he gets on his knees and prays. "I don't have all of the answers," he told me, "but I know who does."

He had not made any public statements about the events that have unfolded across the nation. On Monday we spent a couple of hours talking about the protests, criminal justice reform and what the NFL did to Colin Kaepernick for trying to get the word out.

Why not just release a statement?

I've read some good statements. I read Brian Flores from the Dolphins and I agree 100% with him. I read Doc Rivers' statement and those guys spoke from the heart. I think statements are needed to bring awareness to the situation. But I want to do something too. I don't want to just put [a statement] out there because it's the right thing to do. I want change . . . so I guess it starts with having this conversation and talking things out. In 1992 I remember watching L.A. burn and here we are in 2020 and I'm watching it again and it just hit me, nothing has changed.

I haven't done anything to make this a better place for my son. I remember having the talk with him when he was 16 about how to handle police and then at age 30 I called him up and just had the talk with him again because I'm so scared. I want to do something but to be honest with you, I don't know what that is.

You said you want to do something, but why? Maybe if you can identify the why, then you can identify what the next step should be.

I'm glad you asked me that. I want to make this a better world for the next generation and not just for minorities, but for everybody. I believe in diversity, I believe in inclusion and if you believe in that, you can't just stand silent. You can't just stand on the sidelines and just watch. You got to say something, man. The thing that bothered me the most about [the] George Floyd murder was the three officers that said nothing. The guy who did it, yeah, he's a [expletive], but the three who stood by and did absolutely nothing . . . I'm just stunned by that. I see that going on in every organization. I see good people saying nothing and doing nothing, allowing this to happen.

You mentioned 1992 and the Rodney King video; how did you feel viewing that?

I was in shock. There was video evidence of them doing what we always knew they were doing. And then when they didn't find them guilty despite that evidence it made you sick. It was like, do they really care? Do we really matter? It was not a good feeling and I felt that way all over again watching George Floyd. We haven't gotten better at all and in some cases, hell, it might have gotten worse.

Why do you say that?

Because the evidence could not be any better. We have so many videos of unarmed black men dying over the last decade and there's no accountability, there are not consequences, like it's OK. I just didn't expect that at this point in time. What we've been doing is obviously not working and so we need to do something different. If it's radical, then it's radical. And I want to be a part of that.

The conversation about police brutality and criminal justice reform used to be something bubbling underneath. Now it's talked about more in the mainstream. When you hear that phrase, what specifically about the criminal justice system would you like to see changed most?

First, there are so many good officers. I did a first responders commercial a couple of years ago because I respect the first responders so much. They deserve so much more than what they get. They put their lives on line for us. Two of them helped saved my life after I was hit by that car in 2005. My son's godfather is a police officer. So I've always had a great relationship with the first responders. But I also know it's a club like a football team and they stick together like a football team. And the good ones get a bad rap because of the bad ones. I would challenge the good ones to speak up and not be silent anymore. That's what I take away from all of this. George Floyd died with three officers right there who watched him die. It's time for good officers to speak up and not accept that anymore.

I have a lot of good white friends and I've said to them that sometimes I feel our biggest enemy in this fight is good white people because they don't believe people can do the things they do and be this evil. They just don't believe it. And I'm like, "Guys, you are so naïve and you're so naïve because you're really good people. I don't mean that in a derogatory way, but your naïveté is hindering the cause."

To piggyback off of what you said, one of the things I've been really focused in on are the good apples getting a bad name from the bad ones and I equate it to this analogy: If you're thirsty and I offer you a glass of water, you likely will drink it with no problem. But if you're thirsty and I pour you a glass of water and then spit in it, you wouldn't want to drink that water. Even though the vast majority of the glass is refreshing, cold water, that spit ruins the entire glass. In the real world, that drop of spit is racism, so all those good things that you do — go to church, treat your wife with respect, donate to good causes — all those things get ruined because you tolerated that drop of spit in the glass. What would you like to see the NFL, government do to get rid of that drop of spit that's ruining all of the good water?

I would say one thing and it's one of the things my mother raised me on: Treat people the way you want to be treated. Treat everyone fairly. You wouldn't want someone to spit in your glass; why in the hell would you want to spit in someone else's? To me it's not that hard, but obviously it must be because we can't do it. It seems simple, right?

Yeah, it seems simple but 400-plus years we still have spit in our glass. Speaking of: The NFL did something I found highly offensive and intellectually dishonest. I saw a statement after this weekend and I didn't see the words "black," "white," "race," "racism" or the name "Colin Kaepernick." How difficult is it to know what he was trying to fight for and how the NFL responded and treated him, and yet continue to work for the NFL?

People completely misunderstood Colin and what he was trying to do. People talked about disrespecting the flag . . . the flag covers a lot — patriotism and civil rights and other things. And Colin was speaking out against the injustice and a lot of people didn't catch on to that because it was happening during the national anthem. They thought it was disrespectful to the flag. I was surprised by the number of people who didn't know why he was protesting. I got letters from people. I had people walk up to me and ask, "Coach, what are you going to do if someone on your team protests?" And I had to explain to them that Colin is taking a knee for criminal justice [reform] and police brutality and once you broke it down, they were like, "Oh, we didn't know that. We thought he was protesting the flag." And that was the case for a lot of people I came across.

Whose fault was it that the message got diluted or lost? Was it his? The media?

A lot of people for their own political reasons pushed out the wrong narrative. A lot of people didn't catch on as to why he took a knee. I understood and applauded him for it. At the same time, I'm never going to take a knee during the national anthem because I have an uncle that was a Marine and a father that is a vet. When I stand for the national anthem, I think of them. I think of the people who died for the rights and liberties I have right now and I give them that respect. That's how I think toward the national

anthem. Now some people may look at that and think of social justice and how jacked up that is. I'll take a knee before and after the national anthem all day long, but I'm not going to tell someone else how they should protest. I thought it was a shame that Colin's message got lost because people kept bringing up patriotism. It was brave for him to do that. I have a lot of respect for that young man standing up for something outside of the "Big 3" — God, family, football — and I have to say social justice right now is challenging my priorities. Right now I can't think of anything besides social justice.

So knowing he essentially lost his career over it, how does that make you feel?

I didn't like it. I know when you look at 32 quarterbacks in the National Football League, Colin could have been one of the 32. If not, he could have been a quality backup. For me being an African American head coach, this is tough.

Let's talk about solutions. You said you wanted to make the world a better place; what does that look like and how do we get there?

First thing I had to do is get out there. I've been sitting here in the house and was just consumed with these protests and the coverage. I felt there was a game going on and I wasn't in. Reminds me of the time when I was a young coach and the head coach came to me and said "You need to buy a ticket." I was like, "What do you mean I need to buy a ticket?" And he said "You're coaching like a damn spectator right now," and so that was the last time a coach called me a spectator, because my head was always in the game. So with the protests, I felt like a spectator. So I went out and joined the protesters in Huntington Beach. I wanted to be a part of it. I wanted to see what it was like to experience it and it was pretty intense. I saw a lot of passionate people and it felt as if I was marching for the right reasons.

After an hour or so I sought out the leader and we had a conversation and we talked about what was the endgame. After the protests, what is this going to lead to? That's when I got a little disappointed because there was no plan. The protest was there to help people express themselves but there was no endgame, no plan. All of the sacrifice and protest, I wanted to know at the end of this, if something was going to be done. I don't want to be doing this again 20 years from now, and so I'm looking for ways to sit at the table and have a conversation about this broken system.

The Chargers have done more in the community than just about any organization I've been with. I've been out in the community, talking with Mayor [Eric] Garcetti and I've been to the juvenile detention centers to encourage young men to do something positive with their life when they get out, and City Council people about making L.A. a better place. But this stuff that's taking place with police brutality and unarmed black men dying and white people feeling like they can use their privilege to threaten black people like that white woman did in Central Park, that's ridiculous. How do we effect that type of change? Where's the accountability for that kind of [expletive]? That's where I'm at right now. I'm angry, I'm pissed off and I don't want to just put out a pretty statement.

This entire conversation was started by minorities interacting with police. You ever been pulled over?

Oh yeah. In fact, I was pulled over not too long ago. The lights come on, I pull over and the first thing the police officer asked [was] if I was on parole or if I had ever been to jail.

Before license and registration?

Yes, before license and registration. Before he told me why he was pulling me over he asked if I was on parole or had I been to jail. It was a Friday and the reason why I know this is because we had to play Baltimore that weekend and I was worried if I went to jail, I wouldn't get out in time. If I didn't have the game, I would have gone off.

Did he eventually recognize you?

I don't know. He took my information and everything and I was let go without a ticket because the reason he pulled me over in the first place was bogus, but I don't know if he knew I was a football coach. But does it matter?

Last question — what does it say about this country if 20 years from now, I'm sitting across from you like this and we're having this same conversation?

That's why we're here. . . to make it so we don't have to.

GUS BRADLEY

Gus Bradley says Chargers need to be in rush to fix defense

*By Jeff Miller
Los Angeles Times
May 6, 2020*

Only five teams allowed fewer total yards last season than the Chargers and just four were stingier against the pass.

Yet, defensive coordinator Gus Bradley admitted Wednesday those facts rang hollow in the aftermath of the team's 5-11 finish.

"I think to all of us as a defense and defensive coaches," he said, "it didn't feel like that."

Instead, Bradley noted the areas in which the Chargers struggled and how those facts better detailed why a promising season dissolved into an underachieving one.

Bradley's unit was 21st in red-zone defense, 29th on third down and 32nd in takeaways.

The Chargers finished tied for last with a minus-17 turnover differential, which is why, when asked recently what the defense needs to improve upon in 2020, safety Derwin James blurted, "Takeaways."

James then added: "We gotta get the ball. It's all about the ball."

To that end, Bradley said an emphasis will be placed on pressuring quarterbacks this season, the idea being that offenses are more susceptible to game-changing mistakes when hurried.

Even with Pro Bowlers Joey Bosa and Melvin Ingram on the edges, the Chargers lacked reliable pressure in 2019. After Bosa and Ingram, no one had as many as three sacks.

League-leading Pittsburgh had six players with at least three sacks.

"Yes, you've got to stop the run," Bradley said. "Yes, you've got to eliminate explosive plays. But you have to find ways to affect the quarterback ... We didn't do a good enough job last year in doing that."

In 2019, eight of the top 10 defenses in passer rating made the playoffs. The Chargers finished 23rd, one spot behind two-win Cincinnati. Chargers tight end Hunter Henry hauls in a touchdown pass over Redskins safety Deshaun Evans during the first quarter.

So, this offseason they've added nose tackle Linval Joseph, a 329-pound former power lifter who's expected to bring a new level of athleticism.

Joseph is replacing Brandon Mebane, who is four years older and an ex-team captain. On Wednesday, Bradley praised Mebane, particularly for his leadership. But the Chargers understand they need to find a push in the middle.

"We'll see if he can bring some more explosiveness, more of a penetrating-type mentality to that position," Bradley said of Joseph.

They also are counting on the continued development of defensive tackle Jerry Tillery, their first-round pick in 2019. Tillery was added in part because of the belief he could pressure the quarterback from inside.

Instead, his rookie season was mostly a difficult transition, especially in dealing with double teams, something Bradley said Tillery is attempting to combat by increasing his strength and size.

The Chargers also signed veteran cornerback Chris Harris Jr. and veteran linebacker Nick Vigil and used draft picks on linebacker Kenneth Murray Jr. (first round) and safety Alohi Gilman (sixth round).

Those moves should provide increased positional versatility and play-making among the defense's back seven spots.

After he joined the team, Harris said he was told the Chargers planned to shake up their defensive plans, which Bradley confirmed Wednesday.

Bradley said, if things fall into place, his defense will be able to play more man-to-man pass coverage, a sharp departure from recent seasons.

"We need to mix it up more," Bradley said. "[Playing man] I think lowers the quarterback rating. Generally, when you look at them [man-to-man statistics] over the course of a year, if you don't overdo it, they have better numbers than zone."

Chargers' Phil McGeoghan brings fight for racial justice to hometown with new program

*By Jim Trotter
NFL.com
October 1, 2020*

If there's one certainty about the popular HBO docuseries *Hard Knocks*, which chronicles the daily activities of NFL clubs during training camp, it is that the camera will always find colorful personalities like Chargers wide receivers coach Phil McGeoghan.

His presence jumped off the screen this summer, grabbing your attention the way a hammer does when it lands against glass. Intense and commanding during meetings with his players, he made his points with language often found in the dim, smoke-filled halls of a late-night comedy club.

The words, which would draw the ire of the FCC if reprinted here, were salty enough to get him called out during the post-show. It was all in good fun, so McGeoghan -- who has coached at either the pro or college level for the past 14 years after a four-year career as an NFL receiver -- played along. He apologized to his children on social media for his potty mouth and pledged to donate an unspecified amount to a charity of his followers' choice for every bad word that was broadcast. Later, the Chargers organization joined in and committed matching donations to St. Jude Children's Research Hospital in what came to be known as Curses for a Cause.

It would not be the only time McGeoghan sought to turn a negative into a positive this August. Only days after watching replays of Jacob Blake, an unarmed Black man, being shot in the back multiple times by a Kenosha, Wisconsin, police officer, McGeoghan, who is biracial, fumed at another example of lethal force replacing due process in a situation involving police and someone of color.

Never one to run from a fight, he confronted some on Twitter who appeared to condone the actions of the officer, but quickly realized there was no "win" in that. He wanted to help produce positive change, but how?

Nearly three decades earlier, as an impressionable 14-year-old, he'd had his own bad experience with police, who stopped him and some friends for possession of alcohol as minors. Things took a turn for the worst and, McGeoghan says, he was beaten and demeaned by one officer, a memory written in bold ink in his mental diary, never to be erased or forgotten.

The Blake shooting made that moment fresh again. Something needed to be done, but what? He spoke to friends in western Massachusetts, where he grew up, then took to Facebook and posted a call to action to bridge the divide between police and the youth in communities around his hometown of Agawam, roughly 95 miles west of Boston.

"In an effort to develop and renew our relationships between our community and our law enforcement, I am pleased to announce we have begun initial discussions about a program named ALLY (Acknowledge, Listen, Learn, Youth)," he wrote. "I care deeply for our nation's youth and have dozens of close friends and family who are GOOD cops. We will bring our community together and be an example of what education, empathy and respect look like. This is a two-way street, and I will be working closely with both the Agawam High School Football team and the Agawam Police Department on a number of topics."

Then he spelled out the areas of focus:

1. Race relations and inclusion.
2. What to do if you are pulled over.
3. De-escalation training.
4. Increasing (not defunding) our situational training, education and relationships in our community between Black and Brown people and law enforcement.
5. Continue to demand justice and push for reforms that improve public safety and address systemic racism.
6. Fight for due process for all people.
7. Show our children what great cops of all races are doing for us daily.
8. Holding adults in positions of power accountable for these steps.
9. Provide ride-along and career days.
10. Have uncomfortable conversations.

"My heart will always be with you all in Western Mass," he continued. "To my family in Agawam and Springfield, I have not forgotten about you, I love you and I want to help. I was the victim of extreme police brutality, racism and undue process at the hands of one terrible, evil, racist, cowardly officer from the Agawam Police Dept. This encounter scarred me figuratively and literally. Although this happened in 1993, it still is in the forefront of my mind when I see Black and Brown people killed without due process.

"I can compartmentalize that as an isolated incident and accept that 99 percent of the police would never do that to another person of color. The problem is a lot of people are scared of the good cops, too. I am a man of action and I only know one way to live: be a person that makes your community better. I have friends and family that have been mistreated by police, I have friends and family who are GREAT policemen and women that would NEVER mistreat anyone. We are going to set an example of what a community can do with initiative, empathy, resolve and understanding. Seek solutions, be the change and treat everyone -- regardless of race, religion or sexual orientation -- the SAME!"

John Benjamin is the head football coach at Agawam High. He has seen and heard a lot over the years, but the phone call he received at 11 p.m. on a Friday last month will never leave him. McGeoghan was on the other end of the line, and it wasn't long before his passion had turned to tears as he explained not only what he wanted to do to bring about social change, but why he needed to do it.

Slowly, he began recounting the time he and a group of teenage friends, wanting to be cool and hang with the older kids, pulled up to a convenience store and slipped a few dollars to someone outside to buy them some beer. They didn't think twice about it. It was just something young people sometimes do when parents are out of town and a party is going down.

McGeoghan knew it was wrong, but young boys will be young boys. He planned to drink only two beers because that was all he could tolerate without throwing up. But he never got the chance because police pulled over the car. Things went from zero to 100 in the short walk from the patrol car to the boys' car. As McGeoghan remembers it, a gun was drawn on the driver and the boys were told to get out of the car.

McGeoghan said he was thrown against the car and handcuffed so firmly it broke his skin. Racial slurs followed. Frightened, McGeoghan didn't know if the officer was trying to scare him straight or was an actual threat. The answer came when they got to the precinct and the cop, according to McGeoghan, roughed him up in a cell.

"Honestly, it was one of the most powerful conversations I've ever had," Benjamin said. "It was the first time I had heard of it. I never expected that something like that could have happened in Agawam, but it did. And especially couldn't imagine it happening to a kid like Phil. He was a fantastic young man when he was in high school."

McGeoghan then began explaining what he wanted to do and asked if Benjamin could work with him to bring his players and their families together with police. He wasn't looking to place blame or pick a side. He wanted everyone to be willing to open their hearts and minds in an effort to see the situation from the other's vantage point.

Benjamin phoned the local police chief the next day -- the two are friends -- as well as some police officers he knows. They were all onboard. McGeoghan then used his hometown connections to arrange a call with Valdamar Brower, the head football coach at Springfield Central High. If he could get the two biggest football programs from the area to buy in, there was reason for hope.

Brower didn't hesitate. He found somewhat of a kindred spirit in McGeoghan. They shared a similar past in that both are biracial, both were local football stars who earned college scholarships and both went into coaching when their playing careers were over. And yet, McGeoghan also expanded Brower's understanding of how the unrest in the streets was weighing on young boys and men, particularly those of color.

"As a coach, I'm running a year-round football program and just kind of really focused on getting the guys to college, giving them a better situation and just making sure they're staying out of trouble and getting their bodies better with strength and conditioning," Brower said. "We were able to be with them and deflect a lot of that stuff, but this COVID situation really opened up a lot of things because we weren't able to be with the guys (in person) every day."

They communicated primarily over computers, and what Brower realized is that his players were more emotionally affected by what was taking place in the streets than he realized.

"They're angry. They're upset. Scared. There's a lack of trust," he said of his players. "All those kinds of emotions are taking place. It's very discouraging and upsetting to me because I really believe it's just the minority (of officers)."

With both coaches onboard, McGeoghan then turned to law enforcement. He had the group speak with Joe Gentile, president of the International Brotherhood of Police Officers in Springfield. What McGeoghan found is that local law enforcement had been attempting to build that bridge for years.

"But obviously with someone like Phil behind it, it's helpful to us and it will be helpful to the kids," Gentile said. "I only learned recently about his back story. I think it will lend a lot of credibility to what he's talking about and trying to do. I love his perspective in that as much as he had a negative interaction (with an officer), he has had a lot of tremendously good interactions and doesn't want to make it about one thing."

The thing about McGeoghan is that he applies that same passion we saw on Hard Knocks to his own life. When he tells his receivers, "No block, no rock" -- meaning, you had better block in the run game or there won't be any passes coming your way -- what he's really telling them is they have to go above and beyond. Which is why he didn't stop with contacting the police union. His next call was to the chief law enforcement officer in the region, Hampden County district attorney Anthony Gulluni.

Agawam has a population of just under 30,000 residents, while neighboring Springfield has just over 150,000. The area is big enough to be considered urban, but small enough that everyone seems to know each other, which is why McGeoghan didn't need to introduce himself when he reached out to Gulluni.

"We're about the same age -- he's about two or three years older than I am -- so I recalled his athletic successes from high school on," said Gulluni, who grew up in Springfield. "Initially our discussions were philosophical. We had two or three good, long conversations where we aligned on some important stuff that he's trying to do. (And) I'm trying to change things, trying to do some things differently, trying to provide opportunities to young people and certainly bridge a gap that has always existed between young people -- particularly young people of color and people in inner-city environments -- and the police. We're both trying to change the paradigm between young people and people of color in general for the betterment of our communities."

The goal is to create opportunities where police and youth can interact, whether that's through ride-alongs, community functions or school events, with parents functioning as the glue that holds it together. Deepen the relationship. Amplify the conversations. Learn about each other rather than looking past each other. No one knows if it will work, but everyone agrees that doing nothing is not the solution. So McGeoghan continues to fight for change, his passion sometimes coated by his salty language.

"I think he can have a pretty profound impact," Gulluni said. "We understand that the messenger is important, so what we've tried to do is have young people talking to younger people. Have high school kids talking to middle-school kids. The message, as it's conveyed by someone with whom they can relate, resonates better when it's delivered. Now you bring the NFL shield to this discussion. Phil's got a profile here with a lot of people who remember his exploits as a high school athlete and going to the NFL. He brings that status. People are going to listen, and young people are going to listen. This guy's got some credibility because that NFL shield comes with what Phil is trying to do. And he's got some experiences that are going to resonate. With what he's trying to do, it's not one side or the other -- which has been problematic in some conversations. ... He's saying we're not going to stand on one side and look over at the other side. We're going to bring the sides together and show we can relate in many ways."

NASIR ADDERLEY

With Derwin James out, Nasir Adderley is ready to go

*By Dennis Freeman
News 4 Us Online
September 5, 2020*

The word that can best describe the Los Angeles Chargers as a team even before the 2020 NFL season gets underway could be resilience. That may be considered a little bit of hyperbole or high praise since the team has not even played a single down in the regular season.

But there is something to be said about the manner the Chargers has gone about their business in the middle of the COVID-19 pandemic, losing a future Hall of Fame quarterback, and having to speak out against the social injustice atrocities that have speed-dialed massive protests around the world.

Then there is the matter of moving into their new home (SoFi Stadium) in Inglewood. Throughout all of this, Chargers players and coaches have tackled each day with resolve. Instead of panic in the wake of multiple crises, the organization has been a consistent model of measuredness.

That determined outlook to overcome all hiccups and bumps in the road was challenged when Derwin James, the Chargers All-Pro free safety went down with a knee injury on Aug. 31.

"I think it's an incredibly unfortunate situation," Chargers second-year safety Nasir Adderley said. "I mean, DJ's my guy... You don't want to see injuries happen to nobody, but especially seeing it happen to a person like him. Everyone knows what type of player he is. But the person he is, the leader, mentor, and all that it was really hard to see, especially come off his injury last year. So, we're supporting him and being there for him any way that we can. The game is better when he's out there."

Life can be cruel at times. Sometimes there is simply no rhyme or reason to explain what life offers up. In the NFL, that mantra holds true as well.

As a player on the top of the food chain when it comes to being a dominant force on the football field, James has seen the good as well as the bad.

The third-year defensive stalwart has ridden the high of a breakthrough season as a rookie and he has gone through a series of unfortunate events that have forced him to the sidelines and off the playing field.

After tearing up the league on his way to becoming an All-Pro safety in 2018, James was saddled with an injury that caused him to miss 11 of the 16 games played in the 2019 season. Speed-dial it to the 2020 season, and James was expected to be the same ferocious force on a very talented defense as he was back in his first season with the Chargers.

The chance for James to re-capture his on-field magic has come and went for this season. James, the Chargers announced, underwent successful surgery to repair a meniscus tear in his right knee.

James is expected to make a full recovery and be ready for the 2021 season. That's good news. However, the absence of James will be profoundly felt. Because he plays such an integral part in the Chargers' defense the news that James will miss the season before it even gets started is not something he nor the Chargers were prepared to hear.

"I'm sure everybody has heard the news about DJ (Derwin James). I spoke with him last night, late last night. He's home recovering. He's doing fine. Yeah, we're going to miss that young man," Chargers coach Anthony Lynn told reporters in a Zoom conference call. "We're going to miss for the season most likely. We have other guys on the team that's got to step up. But it's hard to step up and replace a young man like him with his intangibles. He's just as dynamic off the field as he is on the field. It's just unfortunate. We don't know why these things happen. The only thing that I can go back to is Proverbs 3:5 and 6: Lean not on your own understanding but trust the Lord in all your ways. That's always gotten me by, and I shared that with DJ. He's a man of faith, and if you pray, just keep him in your prayers."

The blow of losing James cannot be understated. But the Chargers may have already found their ram in the bush in the form of Adderley, whose football pedigree spells greatness. If he plays anywhere near the level that his cousin Pro Football Hall of Fame inductee Herb Adderley played at during his NFL heyday, the former Delaware star should be more than capable of handling his business.

Herb Adderley played nine of his 12 seasons in the NFL with the Green Bay Packers, played in four Super Bowls and earned five Pro Bowl nods. Listed at 6 feet and 206 pounds, Nasir Adderley is right at the playing weight of his older cousin which could work out well for him.

Now that doesn't mean the Chargers' draftee (No. 60) in the second round in the 2019 NFL Draft will have a bust in Canton, Ohio someday. It only means that the apple from the family tree didn't fall too far. With that said, Adderley could be the one to step into James' shoes. Those are some really big shoes to fill.

Lynn believes Adderley is capable of stepping up if he is called on to be the one to take James' place as the team's starting free safety.

"Whether he's ready or not, if that's the direction that we go he's going to have to be ready," Lynn said. "I have a lot of confidence in our secondary coaches to get him ready to play."

It's not a given yet that Adderley will be given the starting nod, not will free-agent free safety Earl Thomas looking for a home during the 2020 season.

"We're going to look at all options," Lynn said. "We'll take a look at all options."

Once the smoke clears from all the rosters cuts Lynn and the team will be making on their way to solidifying a 53-man roster, Adderley should be standing with the rest of the secondary talent the Chargers already have in place. That includes shutdown cornerbacks in Casey Hayward Jr. and Chris Harris Jr. Throw in veterans Rayshawn Jenkins, Desmond King, Michael Davis, as well as rookie Alohi Gilman (Notre Dame).

But with training camp, nothing is really for certain until that last roster spot has been claimed. In the case of Adderley, he is confident that his offseason preparation has put him in a position to have a great season.

"As far as me being ready for my opportunity, I've prepared and I trust my preparation," Adderley said. "I'm confident wherever they want to put me, whether that's free safety, strong safety, nickel. Coach (defensive backs coach Ron) Milus does a great job of making sure we're versatile and learning every single position."

One reason why Adderley feels he's ready to take on all-comers this season is the fact that he is doesn't have any nagging injuries weighing on him.

"It's really a blessing just being out here," Adderley said. "I haven't been healthy, fully healthy for a while, just going back to my Grade 3 ankle sprain I had in college right into the hamstring that kept lingering and lingering and getting worse. I'm just thankful to be out here and I'm just not taking any day for granted."

Nasir Adderley on Opportunities and "Not Taking Any Day for Granted" in 2020

By Hayley Elwood
Chargers.com
September 2, 2020

The Bolts announced on Wednesday that Derwin James had successful knee surgery and will be placed on Injured Reserve.

While the situation is tough, and head coach Anthony Lynn said it'll be hard to replace James given his intangibles, it's an opportunity for younger players to step up.

One of those younger guys is Nasir Adderley.

The former second-round pick of the Bolts is feeling confident in approaching whatever comes his way in 2020.

"I'm prepared and I trust my preparation," Adderley said. "I'm confident wherever they want to put me, whether that's free safety, strong safety, nickel. Coach Milo (defensive backs coach Ron Milus) does a great job making sure we're versatile and learning every single position."

The former Blue Hen had a standout career at Delaware amassing 64 tackles, 22 passes defended, 11 interceptions and four forced fumbles in four years. Additionally, he led the team in interceptions (four) and passes defended (seven) his senior season.

Unfortunately, a nagging hamstring injury bothered Adderley his rookie year with the Chargers and he was placed on injured reserve in Week 8.

But it's been a long journey back and now fully healthy, he's appreciative of being able to play the game he loves without limitations.

"I was just telling some of the coaches, it's really a blessing just being out here after how long because I haven't been fully healthy for a while just going back to my grade-three ankle sprain I had in college and right into the hamstring that kept lingering and lingering and getting worse," he said. "I'm just thankful to be out here and I'm not taking any day for granted."

Back at the 2020 NFL Scouting Combine, Lynn called 2019 a "redshirt year" for Adderley and was hopeful that sitting out gave him a chance to learn from the veterans. Ask Adderley about 2019 and he'll tell you that the mental reps he took coupled with the veteran guidance he gained helped him tremendously.

"Being off the field was really hard for me 'cause I didn't miss any games my college career. One of my teammates from back in college he told me, when you're off the field, it's a great time to engage mentally and those mental reps could be crucial. I see them benefitting me on the field now ... Especially last year just being around guys like DJ (Derwin James,) Rayshawn (Jenkins,) Desmond (King,) those guys can play anywhere and they taught me a whole lot and I love playing with these guys."

Even defensive coordinator Gus Bradley noted a shift. As it goes, the biggest jump a player should take in the NFL is from year one to year two, and with Adderley saying that the game has "slowed down a lot," it seems 2020 will be predicated more on doing and not as much on thinking.

"Nas, he's done a really good job," Bradley reflected. "Just his mindset is changed, how he approaches the game. Those things that he's doing and he's showing up on the field in a consistent effort, he's caught our eye. We're fortunate to have a guy like that (who has) really taken a big step from where he was last year to this year."

'Better than I've ever been': A Q&A with Chargers safety Nasir Adderley

By Daniel Popper
The Athletic
August 24, 2020

Chargers safety Nasir Adderley went nearly two years without feeling fully healthy. It started with a high ankle sprain in his senior season at Delaware in the fall of 2018. Then came a hamstring injury he suffered while running the 40-yard dash at his Pro Day in spring of 2019 — an ailment that lingered and worsened throughout the early stages of his rookie year with the Chargers before he was placed on injured reserve in late October.

It was a nightmare of a debut season for the Chargers' 2019 second-round pick, one mostly spent searching for answers. But he has returned for Year 2 with a clear head — confident and ready to prove, finally, that he can play in this league.

I caught up with Adderley to discuss his frustrating 2019, the hamstring injury that derailed it and why he is so excited about his future with the Chargers.

What were your primary goals heading into this offseason?

Coming into this offseason, my goal was just to be healthy. I had a pretty tough two years, just with the high ankle sprain I had and then finally recovering from that, and then just dealing with that hamstring ever since. Pretty much, I just wanted to learn and understand what was really going on, so I've done my own research, reached out to many different doctors and stuff like that, just to figure out what was going on. I just wanted to truly learn about my body.

And so what did you find out through all that research?

So following the season, I actually learned — they told me I had a split in my tendon. So it's not like a traditional hamstring strain. Because I had a hamstring strain before in college, and I was back in like two to three days. So I understood that this was different, and it was hard. I'm not going to lie to you and act like it wasn't extremely frustrating. So basically, I had a split in my hamstring tendon, and it was called hamstring tendinosis, and it's pretty much when your tendons are overworked. Just given the type of person I am, I kept pushing it and and pushing it trying to be out there, and it ultimately ended with me going to IR.

Just how frustrating was last season for you?

The biggest thing that was the frustrating part for me was people not knowing the type of person I am. Like, if I can be out there, I'm going to be out there. I understand soreness. I understand all that. I played through a whole bunch of different stuff. But I think the most frustrating thing was people thinking it was a normal hamstring strain, but in reality that wasn't what it was. So I think that was the biggest thing I had to deal with. But I've moved on, and it's a new year. I feel healthy and better than I've ever been, even in college. So I'm just excited to move forward and get better each day.

What was the process like getting healthy in the offseason? Was it just a matter of giving yourself some rest, or was there more to it?

That was the determining factor, because I tried a whole bunch of different stuff while I'd been dealing with it. And once I was actually able to sit down and let it heal, I felt a lot better. And I got a PRP (platelet-rich plasma injection) done. So pretty much, in your tendon, you don't have a lot of blood flow in that area, and that's why it takes longer for it to heal than a normal hamstring strain. So the PRP pretty much takes your blood and then puts your blood into that area to stimulate the healing process. So we did that, and that actually felt really good. It was really sore and stuff like that, and was still giving me a bunch of pain. It got to a point where I couldn't even squat comfortably. It was hard because I'd never really dealt with injuries to that extent. I would even say that was worse than my Grade 3

high ankle sprain. But I'm grateful I was able to overcome that. It feels good to be back out here. It's been a long time since I've been healthy and able to actually be myself on the field.

Just to get into that a little more, how exciting is it to finally be on the field and healthy? You seem like a different player, just from watching you in practice.

Man, it's an incredible feeling. Even just stepping out here is a blessing. Just being around the guys I'm with, getting coached by these coaches, I'm learning a lot, I'm getting a lot better each day. I'm not satisfied, but I'm comfortable in the sense of, I feel like I can be myself on the field. You know what I mean?

Obviously, there are a lot of moving pieces in this secondary. You've been in that free safety role with the second team. You've been playing a little bit of nickel with the first team. Where do you see yourself fitting in? And also, how big is having that versatility?

I learned versatility is key. I learned that at an early, early age, like in college, just being able to even start off as a corner and even having the background as a safety and even playing nickel, that helped me get to where I am now. Even guys like (former Chargers defensive backs) Adrian Phillips and Jaylen Watkins, guys that moved around, you see the type of production and the stuff they do. So that's one of the biggest things I took from last year. I'm confident in my ability to play wherever, so wherever the team needs me, that's what I'm going to be willing to do. We got a lot of dogs back there, and I know we can make a bunch of plays. And so I'm excited to play alongside those guys, wherever that may be.

How comfortable would you be, hypothetically, at outside corner? I know you haven't gotten any reps there in camp, but you did play there in college.

I'm confident playing anywhere. Obviously, it's going to take some additional learning and just diving into the playbook. That's something, going into Year 2 especially, I'm just trying to focus on other positions and knowing where my help is and what this guy is doing and why we're doing it. That's the biggest thing I learned from just going in from Year 1 to Year 2, just to promote that versatility. If you looked at last year, we had a lot of guys move around and play different positions, and that's only going to make us a better unit.

We got to talk to defensive coordinator Gus Bradley, and he specifically mentioned how you seem more mature this year. What went into that maturation? How much of it was just enduring what you did in 2019?

I just moved on. It was incredibly frustrating. So I pretty much just came in and said, last year is last year, and I'm going to leave that at that. And I'm just going to focus on this year and being the best I can be and be the best teammate I can and just helping out in any way I can. I've been diving in the playbook a lot, too, especially during the offseason. I just wanted to make sure that whenever my opportunity does come, I'm going to be ready, for sure.

JOEY BOSA

For Joey Bosa, 'It Means the World' to Stay in Powder Blue

By Chris Hayre
Chargers.com
August 4, 2020

Joey Bosa waited for his phone to ring from the team hotel parking lot last Tuesday, his bright blue car out of sight from those who would notice it.

The deadline for Chargers veterans to report to 2020 training camp was drawing closer, but Bosa's agent was about to deliver him big news: The Pro Bowl defensive end would be staying in powder blue for the foreseeable future.

"It was hard to contain my emotions coming in there getting [tested with] the swab," he said. "It helped that I had a mask on, probably, because I had a smirk underneath my mask walking in there."

It became official last Saturday: Bosa signed a multi-year extension with the Chargers, a reward for being one of the elite pass rushers in the NFL over the last four years. The 25-year-old will anchor a talented Los Angeles defense for the next several seasons. He'll also have a big say in the team's quest for a Super Bowl championship.

"For them just to believe in me and to want me to be a part of their team and to be kind of the face of the team for the next six years, it means the world," he said.

In four seasons with the Chargers, Bosa has 40 sacks, 53 tackles for loss and 82 quarterback hits – top ten in each category since 2016. Only Rams defensive tackle Aaron Donald (1.98) has hit the quarterback more on a per-game basis than Bosa (1.60) during that time.

Together with fellow defensive end Melvin Ingram, the two have combined for 72.5 sacks since 2016. Only the Vikings' duo of Danielle Hunter and Everson Griffen have had more sacks (83). The Chargers also added to the defense this offseason with the free-agent acquisitions of cornerback Chris Harris Jr. and defensive tackle Linval Joseph.

Perhaps most intriguing, though, is what Bosa and 24-year-old All-Pro safety Derwin James are capable of together for an entire season. The two have only shared the field for 12 regular-season games the past two years.

"I'm just excited to see what these guys can do," Bosa said. "We missed Derwin a hell of a lot last year for a big part of the season. So, hopefully knock on wood we all stay healthy out there, and I think if we get that group out there together it's going to be dangerous."

For the next five months, at least, Bosa will spend nearly every day with his football family, knowing he won't be leaving the franchise he was drafted to any time soon. It's what made last Tuesday's phone call with his immediate family so special.

"I think the best moment for me was when I got that call from my dad," Bosa said. "A lot of screaming. A lot of colorful language, but it was a great moment. ... Really that's what means the most to me, to make my family so proud."

Joey Bosa went from stressful car wait to long-lasting Charger

By Gilbert Manzano
Orange County Register
August 3, 2020

Joey Bosa was under stress last week when his agent and the Chargers were approaching the final hours for striking a deal in time for the first day of training camp. Bosa's father, John, felt the brunt of the jitters.

"All right, calm down," the Chargers' star pass rusher recalled telling his father. "We'll have a good conversation later, hopefully."

The younger Bosa was right. He agreed to terms on a five-year, \$135 million contract extension, but instead of calling his father to deliver the life-changing news, he jumped out of his blue car and hustled to the Irvine hotel where the Chargers were having their training-camp check-ins and coronavirus testing.

Bosa made it with a few minutes to spare and hid a story-telling smirk underneath his black face covering.

The real story transpired outside the hotel where Bosa's car was parked. He waited there for about 10 minutes before his agent Brian Ayrault told him it was OK to go inside. Besides the hidden smirk, Bosa contained the emotions that came from receiving a record-setting contract and was tested for the first time this season.

"Got the swab and walked out," Bosa, who has since signed his contract, told reporters Monday in a Zoom news conference. "After that, a rush kinda came over me and made the calls to my parents."

"Best moment was when I got that call from my dad. A lot of screaming. A lot of colorful language. It was a great moment in the car. I was telling him, 'Stop, you're making me cry,' driving home. I was gonna crash, but it was just a great moment."

It's unknown if Bosa would have entered the hotel parking lot without the good-news call from his agent, but luckily for him and the Chargers, the worst-case scenario of a contract holdout didn't transpire.

"I don't have to worry about that," Bosa said.

John Bosa, a former Miami Dolphins defensive end, can now exhale until his younger son, Nick, is eligible for a contract extension in two years. Nick Bosa is already recognized as one of the best defensive ends in the NFL after a memorable rookie season with the San Francisco 49ers in 2019.

"He has his sights set on breaking that (contract) record very soon, which is awesome to be able to say that's even possible," Joey Bosa said about his brother.

Bosa knows his record-setting contract, which includes \$102 million in total guarantees, the most ever for a defensive player, won't stand for long, but he's just happy to reset the edge-rusher contract market and did it without the mess that came from his rookie-contract negotiations.

In 2016, Bosa missed his first training camp and didn't join a practice until Aug. 30 after a tedious contract dispute with the Chargers regarding guaranteed money.

"I think my holdout my rookie year could also have a part to play in it," Bosa said for why there was an emphasis in getting his extension done before training camp. "They know that I know what I bring to the team and I know my own value. ... I think they've seen the body of work I put in, and I don't think either of us wanted to butt heads, and I certainly didn't want to go anywhere else.

"I'm super happy here and I'm super happy with this team. (I'm) pumped for the coaches that I have."

Bosa, however, had his doubts about agreeing to an extension before the fifth and final year of his rookie contract. He said there wasn't a lot of dialogue between his agent and the team this offseason because of the uncertainty surrounding the season. Once the league and the NFL Players Association agreed on a deal for playing this season amid a pandemic, that's when negotiations heated up.

"Probably a few days before that, I would have said no way," Bosa said about getting a deal done, "but (last) Tuesday, things were moving pretty fast, and I think we both just wanted to get a deal done. We wanted to focus on the season ahead of us. Until the last few hours, I really didn't know. Even until the last 30 minutes, I didn't know.

"But just to be able to get it done before the season and not have any of that hang over my head or worried ... for it to be such a great contract and record breaking in all aspects, it's pretty shocking."

Bosa thanked the Spanos family for making him the defensive face of the franchise for the next six seasons and credited general manager Tom Telesco for being influential in striking a new deal before training camp.

Now, one of the premier edge rushers in the NFL can focus on helping his star-studded defense, which includes Derwin James, Chris Harris Jr., Casey Hayward and Melvin Ingram, dethrone the defending AFC West and Super Bowl champions, the Kansas City Chiefs.

Chiefs star quarterback Patrick Mahomes recently signed a massive contract that will keep him tied with the Chargers' division rival through the 2031 season. Telesco and the Spanos family can now take some comfort in knowing Bosa will be around for at least six of those years to chase him around.

It's been a strange offseason, but Bosa was on the field Monday for the team's first full workout of training camp. He was reminiscing with rookie defensive end Joe Gaziano about his first game with the Chargers in 2016 against the then-Oakland Raiders.

Many more games to come for Bosa and the Chargers.

The Chargers gave Joey Bosa exactly what he deserved

By Daniel Popper
July 28, 2020
The Athletic

As of 4:50 p.m. Tuesday, Joey Bosa was nowhere to be found. The Chargers' COVID-19 testing window for veteran players, at their team hotel in Irvine, Calif., was closing in 10 minutes. It was no secret that Bosa was in search of a new contract, so his absence in that moment, with the clock ticking, seemed to speak volumes.

Two minutes later, Bosa arrived for his test at the Irvine Marriott. He spoke three words into the camera of the Chargers' social media team: "I made it."

He could have been speaking literally — as in, he made it to training camp. Or he could have been speaking figuratively — as in, he made it as the highest-paid non-quarterback in the history of the NFL.

Because less than two hours after Bosa reported, news broke that he had agreed to a gargantuan contract extension with the Chargers. The agreement was first reported by ESPN and was confirmed later Tuesday by the Chargers. ESPN reported that the extension is worth \$135 million over five new years, including \$78 million fully guaranteed at signing.

The contract has an average annual value of \$27 million. That is a record for a defensive player, beating out Myles Garrett, who signed a five-year, \$125 million extension with Cleveland this month. That is also important because Bosa has proven, through his production, to be at least as good a player as Garrett, if not better. He deserved at least a contract that valuable.

The money guaranteed at signing — \$78 million — also is eye-opening because it means Bosa will be receiving a sizable signing bonus, or money up front, in a time of substantial financial uncertainty, not just in the NFL but around the country and world. Still, we have to wait for the particulars of the deal to surface before we can determine how it affects future salary-cap hits and how much cash Bosa is actually receiving upon signing. For now, it appears Bosa will play the 2020 season on his fifth-year option — \$14.36 million — and his extension will start in 2021.

The important thing, for now, is this was a deal the Chargers absolutely had to get done. They passed on giving Melvin Gordon the contract extension he was looking for last offseason, largely with Bosa's extension in mind. Not paying a running back is one thing. Not paying a 25-year-old player at a premium position — edge rusher — is another.

I've detailed the statistics over and over again this offseason to show just how good Bosa has been in his first four seasons. He is one of only 11 players since the NFL started keeping sacks as an official stat in 1982 to total 40 sacks in his first 51 games. Four of those 11 players are in the Hall of Fame. Von Miller is a fifth who will get to Canton when he retires. Bosa is in elite company.

Perhaps more importantly to this contract, Bosa proved himself this past season as a fully rounded player. He missed more than half the season in 2018, but he returned in 2019 to put up huge numbers — 11.5 sacks, 20 TFL, 31 QB hits — in 16 games. He was remarkable both as a pass rusher and a run defender and often was the best player on the field for either team.

Bosa, on more than one Sunday, single-handedly kept the Chargers in games.

He is worthy of this contract in every way, shape and form. The Chargers, to their credit, gave him exactly what he was looking for — and, frankly, what he had earned based on Garrett's market-setting deal.

In classic Tom Telesco fashion, the Chargers general manager kept this close to the vest on a Monday Zoom call with reporters. He claimed to have not heard from Bosa's camp. Several times, he told reporters he did not want to discuss any contract negotiations. He didn't appear like a personnel decision-maker on the verge of inking a career-defining contract.

Credit to him, really.

Telesco did provide a hint, though, when he said he felt the Chargers were "set up pretty well for 2021 no matter what happens." That's even with some lingering uncertainty over what the salary cap will be next season, after COVID-related lost revenues.

Telesco has the ability to finagle his cap sheet — despite the possibility of the cap ceiling dropping to \$175 million next season — because of how many players are slated to come off the books after this season, including Melvin Ingram, Keenan Allen, Hunter Henry, Mike Pouncey, Tyrod Taylor and Denzel Perryman, who account for six of the nine highest cap hits in 2020, according to Over The Cap.

Telesco also has his hopeful 2021 quarterback starter, Justin Herbert, on a rookie deal, adding to the space he has to work with, even in a worst-case scenario. All that made this Bosa extension possible. At the same time, the deal will make it more difficult for the Chargers to keep all of those previously mentioned free agents next season.

But that's that nature of the NFL.

It comes down to this: The Chargers were in a position to get this done. They did. And now they will keep Bosa with the team for six more years.

A win for everyone involved.

BRYAN BULAGA

For Bryan Bulaga, a fresh start with Chargers — and, he insists, no hard feelings toward Packers

By Jason Wilde
Wisconsin State Journal
March 25, 2020

GREEN BAY — Bryan Bulaga will not be taking up surfing. As excited as he and his wife, Abbie, and the couple's two children are about their impending California adventure — whenever that actually begins — and his new job as the Los Angeles Chargers' starting right tackle, he has no intention of riding the waves of the Pacific Ocean or learning how to keep his 6-foot-5, 314-pound frame balanced atop a JS or O'Neill board.

"There's no way. No way," the now ex-Green Bay Packers tackle said with a laugh during an interview Tuesday on ESPN Wisconsin. "I'll still golf, but I don't know about the surfing. I don't think those two things would mix well — me and surfing."

Bulaga does believe he and the Chargers will be an excellent fit, however, even though he's a tried-and-true Midwestern guy who grew up outside of Chicago, went to college at Iowa and spent his first 10 NFL seasons in Green Bay. And he's excited about a new challenge with a new team — but with a familiar offensive line coach — after the Packers made it clear to him they were going to go in a different direction at his position.

That same day, Bulaga said the Packers reached out and let him know they appreciated all he'd done during his decade with the team — from helping the Packers win Super Bowl XLV as the youngest player ever to start a Super Bowl, to overcoming a myriad of injuries to anchor the line, to becoming an elder statesman and mentor as other veterans moved on — but had decided not to bring him back.

The Packers then quickly moved to sign ex-University of Wisconsin lineman Ricky Wagner, who'd been cut by the Detroit Lions, to a far less pricey two-year, \$11 million deal (\$3.5 million signing bonus) to serve as Bulaga's replacement in the lineup.

"There was some communication on the first day of the tampering period. I think from that point, we both kind of knew we were going to be going separate ways," Bulaga said. "I don't want anything to come off negative towards Green Bay because it really wasn't that at all. It was moreso that, 'Hey, this is our situation, and this is kind of the direction we're going to go. The organization made a decision and that's what they went with. Obviously, the move they made Monday early during the tampering period showed which direction they were going to go."

"I think we had a pretty good idea this could be the direction it was going to go early on. I wasn't shell-shocked or totally caught off guard. I wasn't blindsided by it. I wish everyone there well. I hope (the Packers) have a great year this year. I still have a lot of really good friends that I want to see do well and succeed and have good success."

Bulaga had an inkling he wasn't in the Packers' plans when Condon didn't hear from the club after the team's season-ending loss to the San Francisco 49ers in the NFC Championship Game on Jan. 19.

"That's the way this thing goes. Business decisions get made," Bulaga said. "That's life in the NFL."

For Bulaga, the transition to a new team will be helped by reuniting with offensive line coach James Campen, who joined Chargers head coach Anthony Lynn's staff earlier this offseason after spending the 2019 season with the Cleveland Browns. Campen was Bulaga's line coach in Green Bay from his rookie season in 2010 through the 2018 season before new coach Matt LaFleur opted to hire Adam Stenavich and part ways with Campen.

Not only was Campen vital to Bulaga's development, but he also understands what the now 31-year-old needs in terms of his practice schedule to stay healthy and sharp with limited work during the week.

"Personally, for me, from a football standpoint, and in my career, that was a big sell to me," Bulaga said of playing for Campen again. "Because of the relationship I have with Coach Campen and being under his tutelage for nine years, and the relationship that we've built, and him understanding the type of player and the type of guy I am. But also, where I'm at (in my career), the maintenance we need to do and what I'll need day-in and day-out in practice."

"That was a big sell to me. Obviously, going to an unfamiliar place and having a familiar face there was a big deal for me. Abbie is really good friends with Coach Campen's wife, so it's a good situation, for sure."

Bulaga said experiencing the transition from ex-coach Mike McCarthy and his staff to LaFleur and a new offensive system — including a different run-blocking system that relied more heavily on zone schemes — will benefit him as he starts over with a new team.

"I'm excited about it — getting to know a whole new set of guys and building new relationships, experiencing that," Bulaga said. "I've had the same locker for 10 years in Green Bay. It's been the same thing for the last 10 years, so being able to get into a new locker room and get to know new people, yeah, it's a little nerve-racking. You want to make sure you fit into the culture that coach Lynn has built out there. But also, for me, just making sure I perform at the highest level I can. When you do that, you'll fit into the culture fine."

"Everyone likes to win. That's the whole point of this thing. With Coach Campen in his first year there too, him and I will be getting to know the pulse of that o-line room together. It's a matter of getting there and getting to know these guys and trying to get on the same page as them as quickly as possible. I kind of felt that way this last year with Coach LaFleur coming in and bringing in a new scheme. Yeah, the guys were the same, but it was a whole new experience learning a new offense and getting comfortable with that. I do have a little experience and the transition in Green Bay to bring out to L.A."

With Bulaga moving on and veteran defensive back Tramon Williams still unsigned, it's possible the Packers will enter the 2020 season with only two holdovers from their Super Bowl XLV-winning 2010 team: quarterback Aaron Rodgers and kicker Mason Crosby. Bulaga mentioned them, as well as left tackle David Bakhtiari, center Corey Linsley, fellow offensive linemen Billy Turner, Elgton Jenkins and Lucas Patrick, and a host of support staffers (equipment staffer Tim Odea, athletic trainers Bryan Engel and Nate Weir) as those he'll miss from his time in Green Bay.

At the same time, he's eager to get started with the Chargers — despite the uncertainty created by the COVID-19 pandemic that has him staying at his offseason home in Florida for the foreseeable future.

"There's absolutely no hard feelings. I had a great 10 years in Green Bay. I loved my time there. Met a lot of great people. A lot of great friendships I'll have for a lifetime," Bulaga said. "That's the way it goes. My wife and I are pretty excited about this new chapter. Heading out west — whenever we get to head out west — we're excited about it. This is going to be something totally different than what we're used to. A definite change of pace but it's something we're definitely looking forward to and I'm ready to experience what the West Coast has to offer."

"But those guys that you're with day in and day out and they're pretty much family because you see them more than you see your family, those are the types of things you miss. Those relationships, it's not that I'm going to replace them, I'm just going to build some new ones. I won't forget my guys in Green Bay."

TEVAUGHN CAMPBELL

Toronto's Tevaughn Campbell presses closer to NFL history as a Chargers cornerback

By John Kryk
Toronto Sun
October 4, 2020

The most difficult position to master in all of sports, many say, is quarterback in the NFL.

Whether or not that's true, the next most difficult in the NFL is cornerback. That's the position on defence where muscular, average-sized but supremely athletic speedsters cover opposing team's wide receivers.

While dozens of born-and-raised Canadians have played in an NFL game over the past half-century — most frequently along the offensive or defensive line, or as kicker — Tevaughn Campbell of the Los Angeles Chargers on Sunday might have his best chance yet at becoming only the second Canadian since the '60s to take NFL snaps at 'corner.'

"This is something I've been trying to get to my entire life," Campbell, a native Torontonian, told Postmedia on Thursday in a phone interview from Los Angeles.

If he does dress for the Chargers' game at the Tampa Bay Buccaneers, and does get some reps at cornerback, you know which quarterback Campbell would face, right?

Yup. Tom Brady. Welcome to the NFL.

The only other Canadian to crack an NFL roster at corner since the '60s is Davis Sanchez, with the then-San Diego Chargers in 2001 and 2002. (Pro-Football-Reference.com lists Concordia speedster Mark Montreuil as a cornerback drafted by the Chargers in 1995, but he played safety in three NFL seasons.)

The six-foot, 200-pound Campbell is a former University of Regina football and track star, and an ex-CFLer.

Now 27, Campbell was born and raised in east-end Toronto. Specifically, in Scarborough Village. He attended St. Boniface Catholic School through Grade 8, Jean Vanier Catholic Secondary School from Grades 9-11 and Sir Wilfrid Laurier Collegiate Institute in Grade 12.

He played only club football, with Scarborough Minor Football Association and Toronto Thunder of the Ontario Varsity Football League.

From there, in 2011, Campbell was off to the University of Regina. He played on a Rams defence that featured future NFL defensive linemen Akiem Hicks (a native Californian now starring with the Chicago Bears) and fellow Torontonian Stefan Charles, who from 2013-16 played with the Buffalo Bills and Detroit Lions and now is under contract with the CFL's Edmonton Eskimos.

Charles was Campbell's first roommate at U of R, and the mild-mannered big man proved a helpful mentor.

Campbell not only played defensive back with the Rams through 2014, but returned punts and kickoffs too. He turned pro in early 2015.

Despite setting a new electronically timed record in the 40-yard dash at the CFL National Combine — in a crazy-fast 4.36 seconds — the CFL Scouting Bureau rated Campbell as only the No. 15 Canadian prospect in its final 2015 pre-draft rankings. It's uncommon for any Canadian prospect not ranked in that bureau's Top 10 to score an NFL rookie-camp tryout after not being drafted south of the border, but Campbell did — twice. Neither the New York Giants nor Washington offered him a contract.

Instead, Campbell opted to both launch a career in the CFL and, in the 2016 and 2017 off-seasons, return to U of R in winter semester to run track. Campbell won a slew of Western Canada and national-university sprint medals for the Rams, including a CIS gold in 2016 in the indoor 60-metre dash, in a school-record 6.67 seconds.

In four years as a CFL cornerback, Campbell hop-scotched from the Calgary Stampeders (2015), to the Saskatchewan Roughriders (2016-17), to the Montreal Alouettes (2017-18).

"In my first year, I was just trying to crack the roster," Campbell said. "The second year, I was trying to get a starting job. And in my third and fourth years I felt like I deserved better, for lack of a better term."

In that regard, Campbell is a cornerback to the marrow; without such overflowing self-confidence, one cannot possibly succeed at that position.

Indeed, by early 2019 Campbell felt he needed "to chase something bigger, and I had a lot of coaches and players tell me that I had the skills to play at the NFL level."

The New York Jets signed him, and kept him through spring and summer training-camp practices, before cutting him on the eve of the regular season. Campbell did get to play in Jets preseason games.

Chargers pro scouts took notice, and that club signed him to its practice squad in September 2019, then rotated him between that roster-support unit and the active roster for the remainder of the season. Campbell never dressed for a game, however.

"I was just trying to contribute to the team in any way possible," he said. "I know it's difficult when it comes to roster management for teams. I wasn't complaining. I was just waiting for my shot."

The only other Canadian corner in the NFL in the past half-century, Sanchez, is now a CFL and NFL analyst for TSN. He played in 22 NFL games and started twice for the Chargers from 2001-02, in between starring stints in the CFL with four teams from 1999 to 2011.

In a phone interview this week, Sanchez raved about what Campbell has done.

"He wasn't a star in the CFL by any means," Sanchez said, "even as a Canadian, where you definitely would get more attention and publicity if you're playing a position mostly played by Americans. That, to me, even speaks louder as to just how great his physical gifts are, to jump from there to the NFL."

For Sanchez, even if that were the only NFL taste Campbell ever got, it'd have been "truly phenomenal."

"Tevaughn is an athletic phenom," he said. "Obviously a world-class athlete. I mean, to be able to come from where he did and have really little experience in the CFL, and then go down and make two NFL rosters?"

"I haven't talked to anybody on the Chargers staff, but I can promise you they realize how special his gifts are, and they see that they can maybe make a player out of him."

On cut-downs weekend a month ago, the Chargers kept Campbell on the active 53-man roster. He did not dress in L.A.'s first two games (teams may dress a maximum of 48 players) but he made his NFL debut last Sunday, in jersey No. 37, in the Chargers' home-field loss to Carolina.

While he did not play at cornerback on defence, Campbell did get in for eight special-teams plays — which included gunner on punt coverage. Plus, he was backup punt returner and kickoff returner.

Did Campbell return kicks in the CFL?

"Surprisingly, no," he said. "I did all through college. But I guess they felt like I wasn't a good enough returner in the CFL."

"But it was just great to get out there last week. It had been a long time since I played in a football game, in last year's preseason games with the Jets. It was definitely good to get out there and re-establish my footing, and prepare for this week."

And this week the Chargers placed veteran cornerback Chris Harris Jr. on injured reserve, with a foot injury, which might increase Campbell's chances to get his first NFL snaps at corner.

While Campbell is officially listed by the Chargers this week as third-string right cornerback on the active roster, he says he backs up Desmond King II at slot corner.

"Right now I'm dressing — starting on special teams. But in terms of defensive back, I think we have to play by ear and see where it goes."

Here are the two gargantuan hurdles Campbell has had to clear to work himself into this unlikely position.

First, speed.

One of the biggest differences between top Canadian and American cornerback prospects is that the latter, in high school and college, are constantly implored to develop more speed by running competitive sprint races.

"Cornerback is all about speed," said Sanchez, a three-time CFL all-star who grew up in Vancouver. "There's no ifs, ands or buts. If you can't really, really run then you can't play corner. The fact is, up here, up north, especially back in the day, track has never been a big focus in Canadian high schools. Me being one of the fastest kids in my province (British Columbia), I never even ran track in high school."

"In the States, that's what up-and-coming corners do. They play football and they run track. Especially in the hotbeds for talent, in Florida, Texas and California. That's the biggest thing — the lack of speed in most Canadian defensive backs, because track wasn't a big thing for us growing up."

Campbell was a notable, shining exception. And he had to fight to do it.

"I ran track and field all through grade school, and in Grade 12. Then in Regina," he said. "Not doing that definitely is a big factor against a Canadian corner crossing the border. Just because down here, they promote that kind of stuff. They tell their corners in college, 'Hey, in the off-season we want you to be on the university track team.'"

"(At the University of Regina), in the off-season they didn't want me to be on the track team. And they made that clear. And I made it clear that I don't care. It got me here, so yeah."

The other big hurdle Campbell has had to clear — and what many would point to as the principal reason for the modern dearth of Canadian corners in the NFL — is the lack of opportunities in the Canadian game to play press-man coverage.

Before discussing that, let's define some cornerback terms.

Traditionally, American football teams field two true cornerbacks on any play, and nowadays usually field a third — a 'nickelback' or 'slot corner' who possesses both top-shelf speed and agility even for corners, in order to cover often speedier, more agile, smurfy receivers who often line up between a wideout and the line, in the 'slot.'

A corner generally is employed in one of three manners: (1) in 'press-man' (when he lines up directly in front of a receiver, to press him at the start, then follows him anywhere); (2) in 'off-man' (when he lines up a few yards off the receiver, but still follows him anywhere); or (3) in some type of zone (when he is responsible for a defined coverage area, and picks up any receiver that runs into it).

Dane Brugler of TheAthletic.com, a leading NFL Draft analyst, in an email to Postmedia underscored why cornerback might indeed be the toughest position to play in American football, after QB.

"Not only do you have to be the best athlete on the field, but you also have to be one of the most competitive, resilient and instinctive," Brugler said. "Playing cornerback is like a dance. You have to be extremely coordinated, but the technical aspects are paramount. Other positions can get by with their size or speed, but a cornerback must be disciplined and dialed in, or it doesn't matter. It's also the toughest position to mask mistakes. There's a reason the top corners around the league are among the highest paid."

On that point, 2020 has seen record contract extensions for several of the NFL's top corners, led by the \$100-million deal scored by Jalen Ramsey of the Los Angeles Rams (with \$71.2 million guaranteed), and the \$97.5-million deal (with \$66 million guaranteed) given to Baltimore's Marlon Humphrey just this week.

Thing is, Sanchez points out that whereas a CFL cornerback might line up in press-man coverage "a quarter or a third of the time," an NFL corner now does so "seven or eight times out of 10 — a heck of a lot more."

In other words, it takes a CFL cornerback about three seasons to get as many reps in press-man as his NFL counterpart does in one. And that disparity probably is even more pronounced for a Canadian in high school and in college.

Sanchez said he used to buy into what legendary CFL head coach Mike Riley once said, that if you can cover on the CFL's bigger field you can cover everywhere. Not anymore.

"NFL quarterbacks are so accurate, and the timing is so precise between a quarterback and a receiver, that if you're only close, it's a completion," Sanchez said. "That's the biggest difference, and that's why you have to play press. In the CFL, if I was right there and right on the receiver's hip in off-man coverage, and the quarterback threw the ball, I was probably either going to pick it off or break it up.

"But in the NFL, if you have really great off-coverage, it's a completion. The precision and timing are that good. If you don't disrupt the receiver and get him off the route in press-man, it's a completion regardless of how good your coverage is. That's the difference."

Added Campbell: "In Regina we didn't play much press-man. We played man, but typically it was off. But I was a fast guy so I trusted my speed. Every time I got the opportunity I pressed. Even in the CFL I pressed. If it was 3rd-and-15, man coverage, I'm pressing — because what's the point of playing off if I can just press you?"

Campbell is on a one-year contract with the Chargers that pays him the NFL minimum salary for players without an accrued season of experience: \$610,000 US, according to Spotrac.com.

Contrasting his low-buzz college and CFL careers to where he is now, one can't help but conclude Campbell must possess an unwavering, almost arrogant self-confidence. All those times he was told he just wasn't good enough merely bounced off him.

"You hit it on the head," Campbell said. "That's where I come from all the time. I always try to get better at what I do, and I feel like I really didn't get the shots that I deserved in the past, but that didn't stop me from trying to go for bigger things."

AUSTIN EKELER

Newly extended Chargers RB Austin Ekeler reflects on undrafted past

By Tory Z. Roy
ESPN.com
August 14, 2020

IRVINE, Calif. — Austin Ekeler was nervous.

In the spring of 2017, the last day of Los Angeles Chargers OTAs, the undrafted rookie out of Western Colorado was sitting in the office of newly minted Chargers head coach Anthony Lynn. His mind was racing. But he had no idea what to say.

He knew he hadn't had the strongest performance, but not because of lack of effort on his part. Ekeler is a self-described gym rat. Growing up in rural Briggsdale, Colorado, he spent his summers pitching fences for his then-stepfather's fencing company from sunrise until sundown. Work ethic has never been an issue. He just wasn't getting reps.

"I wanted to get on the field and show I'm a great athlete. I can run, I can catch, I can tackle. I could do whatever you need me to do," Ekeler recalled recently from his home in Irvine. "And so, I remember going to my running back coach and asking, 'Hey, man, what do I need to do to get more reps?'"

It's hard to imagine Ekeler being in that place, considering what he accomplished in his breakout 2019 season. His 92 receptions for 993 yards were behind only Carolina's Christian McCaffrey and his eight touchdown receptions topped all running backs and were the most in one season by an undrafted running back. He also added 557 yards and three touchdowns rushing.

On March 6, the tireless hard work — ingrained in him from those miserable Colorado summers — earned him a four-year, \$24.5 million contract extension, with \$15 million guaranteed.

But as one of six running backs in camp in 2017, Ekeler's reps were limited. He would get six or fewer on some days during an entire practice. The team's starting running back was getting almost all of them.

"Melvin Gordon was the No. 1 guy and [former running backs coach Alfredo Roberts] was like, 'I need to get him as many looks as he can get because he's our guy right now.' And that was a little discouraging because I didn't know that going in," Ekeler said.

As he sat in the spotless yet sparsely furnished kitchen of his new home — which he moved into this spring just as the coronavirus pandemic halted everything, including furniture deliveries — the details from that spring and summer came back easily. For Ekeler, a relentless perfectionist, his disappointing performance was at the forefront.

"I didn't have a perfect camp by any means," he said. "I was making mistakes left and right. I was playing really slow just because I was thinking so much."

The realization of his place in the pecking order was sobering for Ekeler, but it didn't dissuade him. Minicamp and training camp were still ahead; then, there was a month and a half before the regular season began. He had time. He also had nothing to lose.

It's a lesson from Ekeler's journey: It never hurts to ask.

"So when it came to the end of camp," he said, "I was thinking, 'OK, I gave everything I could.' I wanted to make sure that I went and talked to my coaches to see what I needed to work on. I went straight to Coach Lynn. I had never talked to him before."

Ekeler was nervous. Sweaty and shook, with Lynn staring at him, Ekeler struggled to find the words to explain his intentions. Stumbling, he finally settled on: "I like the way you coach!" Even now, three years later, Ekeler can't help but look down, shake his head and laugh about that.

"And then I remember asking, 'What do I have to do to make the team?'" Ekeler said.

Lynn didn't waste any time, giving Ekeler a brief to-do list. "Protect the quarterback. Hang on to the ball. Go talk to Coach Stew."

Confused, but without losing that youthful, rookie optimism, Ekeler obliged.

"OK, well that doesn't really give me anything," he recalled thinking. "So hopefully I can get something from Coach Stew."

George Stewart, the Chargers' special teams coordinator, has been an NFL coach since 1989; he spent 17 years as a wide receivers coach for the San Francisco 49ers, Atlanta Falcons and Minnesota Vikings. But that isn't why Lynn sent Ekeler his way.

"They'll come to me, but he wasn't passing them off," Stewart said from his office in Costa Mesa. "He just knows that for a young player to have ability to make an impact early on the football team, [it] is through special teams."

Stewart remembers Ekeler's approach vividly.

"When I first saw him," he said, "I thought he was a ball boy coming up to ask me questions about the balls at practice.

"I know what it's like. I was an undrafted free agent coming to league in 1981 [as a guard from Arkansas]. I love my draft choices, but I'm always partial to those guys because it's like they don't get a fair shake sometimes."

The meeting lasted more than 40 minutes, with Stewart laying out in detail his vision for Ekeler that summer.

"He was telling me, 'I could see you on kickoffs, on punt, make sure you're doing this, you need to work on that.'" Ekeler said. "And so I was writing all this stuff down, and I told my running back coach, I said, 'Look, I'm making this team.' He chuckled and was like, 'Yeah, we got a lot of work to do.'"

"He was a pest," Stewart said, laughing. "I'm just being real. He wanted to make our team so bad. I heard the old saying, 'Hungry mouth always gets fed.' And he was the guy who had a hungry mouth."

Ekeler emerged from the Chargers' complex free from the nerves that had plagued him the entire afternoon. But as he walked, he read over the notes he made from those meetings: his to-do list. Suddenly, he felt lost.

"I had a little bit of an uneasy feeling," he said. "I understood that it was a long shot for me, but I was willing to do anything it took. I was all-in."

For the following weeks, Ekeler -- the gym rat, the pest -- proved it. He embraced special teams.

"I knew I needed to stand out somehow," Ekeler explained. "People were emphasizing how important special teams were for backups. And so, that caught my focus. I wasn't even on special teams. I was on scout-team special teams."

Word of Ekeler's physical abilities and on-field demeanor quickly began to catch on.

"He's making plays in the punt team and he's heckling people on kickoffs," Stewart recalled. "He's doing a great job returning kicks. I remember talking to Coach Lynn, and I'm saying, 'Coach, we have a guy here that's pretty doggone good. We can't block him. He's a little pest. You think I'm kidding, but this Austin Ekeler's going to make our football team.'"

At the end of summer 2017, back at Chargers Park in San Diego, the Chargers held their first official team meeting. Lynn took a moment to congratulate the players who made the team. He then singled out Ekeler, the undrafted rookie out of Western Colorado, and signaled for him to stand up.

After a long applause, Lynn looked at Ekeler, who still remembers exactly how his coach introduced him.

"Ekeler came to me and asked me how he could make the team," Lynn shared with the room. "And I didn't even know his name."

On July 28, Ekeler, sporting a powder-blue medical-grade face mask, walked into the Chargers' training facility with the self-assurance of someone who belongs, someone with \$15 million in the bank. The poise to approach coaches as an undrafted rookie, the anxiety and uncertainty that followed and, eventually, the clarity of what he needed to do all contributed to the growth and maturity of his character in only three seasons.

"Looking back, I feel like I did most of the right steps," Ekeler said. "Maybe I could have done something different here and there, but now I try to share that experience with all the young guys coming in. It's about trying to get yourself an opportunity to get on the field, to show coaches that they can trust you, that you can make plays."

"It was just one of those situations that he wanted to make a change for himself as a pro football player, wanted to have opportunities to make something happen," Stewart said. "And he didn't say, 'Running back.' He didn't say, 'I want to be a kicker.' He said, 'I want to play pro football.'"

Ekeler doesn't like to dwell on those impromptu meetings three years ago. But he looks back at that day fondly, knowing he made his intentions clear, and his intuition was right:

It never hurts to ask.

ALOHI GILMAN

The Chargers' Alohi Gilman's tiny Hawaiian hometown is a football factory

*By Daniel Popper
The Athletic
May 29, 2020*

Close your eyes, take a deep breath and join me on a vacation to the north shore of Oahu. We are in the tiny coastal town of Laie. It's 83 degrees.

You are resting on the beach, feet buried in the glistening sand. You can hear the crash of the waves. The water is so clear you can see fish swimming and seaweed milling about. The sun magnifies the vibrant tropical colors around you. The Hawaiian breeze hits your face, and as it blows past you, you can feel, viscerally, your stress being carried along with it.

You sense an unavoidable connection to the island and to this town. You think you know it. The beauty creates that illusion.

But you have to travel inland to truly understand this place. You have to find a grass field with two goalposts and white hashmarks. And you have to see the children of this community — of Laie, a town with a population of 6,111 — running and training, throwing and catching, doing the one thing they were always destined to do.

Playing football.

This is where new Chargers safety Alohi Gilman, a sixth-round pick in last month's draft out of Notre Dame, was born and raised, down the street from his friend and mentor Manti Te'o, whom the Chargers drafted in the second round in 2013 also out of Notre Dame.

"Everybody would always ask me, when I tell them I'm from Hawaii, they would ask, 'Oh, do you surf?'" Te'o said. "But in our town, we grew up playing football."

Gilman is merely the latest example in what Te'o calls a "lineage of excellence in football" among the people of Laie. Utah linebacker Bradlee Anae, who is also from Laie and played at the same high school as Gilman, was also drafted last month in the fifth round by the Cowboys.

"It's not a big town," said Te'o, who played seven NFL seasons and is currently a free agent. "But there's a lot of talent in that little town."

Gilman and Anae are the sixth and seventh players from Laie to make it to the NFL since 2005, according to Pro Football Reference. Dozens more have played Division I.

"It runs in the blood," Te'o said. "My grandfather played football. His father played football. Everybody just plays football. So when we're born, it's not like we're going to be baseball players. You're going to play ball."

"We take pride in our football," said Gilman, who is residing in Laie during quarantine. "Everyone out here, we don't really have much, but football is a way for us to escape. We're a culture of a lot of passion."

Gilman was introduced to the game through his father, Asai, a prominent football figure in Laie.

Asai Gilman, who played at Southern Utah, was one of the first people in Hawaii to organize football camps where college coaches could come and get looks at local players.

With his wife and Alohi's mother Keawe, Asai Gilman founded Edu-1st, a non-profit "committed to helping Hawaii's youth better prepare themselves for college and career success." They used the football camps, run by his DB Tech Academy training group, as a vehicle to create higher-education opportunities for the youth of Laie.

"They're one of those families that went out of their way to give a lot of student athletes in our area exposure with some of the camps they used to run back in the day," Te'o said.

"Alohi's father is one of those people who helped to add to the movement, add value and give us young kids a vision of what could be," Te'o added. "We all were told, 'You need to make it to college.' That was the main thing. You need to make it to college. We can't afford to pay for your college, so you're going to play football so that you can get a scholarship so you can go to college. That was the main goal. And his dad was one of those guys who went and sacrificed the things he needed to sacrifice so that he could give his kids the best opportunity and the best chances to go to college."

Alohi Gilman was at those camps, looking on initially because he is six years younger than Te'o.

"I was able to see, at a young age, college coaches coaching high school guys and how that whole dynamic worked," Gilman said.

These camps are simply a byproduct of a rich football culture, one with significant history.

Te'o believes there are two main factors that have allowed such a small town to produce so much talent.

"One is that the Church of Jesus Christ of Latter-day Saints (the Mormon church) is huge in that town, so with that there is a family dynamic that is second to none," Te'o said. "The family dynamic that is built in that town is that anchor for that town. Everybody is family oriented. Everybody grows up knowing everybody. I know my neighbor. My auntie lives down the street. My other uncle lives two blocks over. So we all grew up that way, and we all are connected in that way."

"Two is who we call the kapunas," Te'o said. "The kapunas are the OGs. Those are those people that kind of blazed the trail for us."

Kapuna literally translates to "grandpa." But for the youngsters of Laie, it refers to those football players who achieved success before it was commonplace.

The patriarch of this group is Junior Ah You — or "Uncle Junior Ah You" as Te'o calls him. Ah You was born in American Samoa before moving to Hawaii and starring in football at Kahuku High, the public school where both Alohi Gilman and Anae played, and where Asai Gilman coached.

Ah You went on to play for Arizona State, leading the Sun Devils to a Peach Bowl victory in 1970 and a Fiesta Bowl victory in 1971. He then spent a decade in the CFL before finishing his professional career in the USFL.

"That is what makes Laie special," Te'o said. "The kapunas in our community."

"You have this melting pot of cultures and this religious background that kind of brings them altogether," he added. "And then you combine that with the natural abilities that come with being Polynesian and all of the standards and the protocol that comes with being Polynesian, and you mesh that into a huge pot. You get what everybody would consider a pretty good football player. You just stick a pigskin in their hand and teach them fundamentals, and they've already had that foundation of what it takes to play the game. You just have to lead them."

Alohi Gilman is tasked with upholding this esteemed heritage.

"It means a lot," he said. "Being able to represent my community, represent who we are, not only on the field, but off the field. Being able to inspire the kids in my state and show that sense of pride of our community and where we're from and how we hold ourselves. Hopefully in this next step, I'll be able to inspire some more youth and represent this state to the best of my ability."

CHRIS HARRIS JR.

Chargers happy to have former Broncos nemesis Chris Harris Jr. on their side

By Jeff Miller
Los Angeles Times
June 25, 2020

His team had trailed 24-0 at halftime, but now he was sprinting uncontested toward the end zone to cap a run of 35 unanswered points and the most unlikely of victories.

By the time Chris Harris Jr. scored, Philip Rivers could be seen in the background growling with anger about the exclamation-point interception he had just thrown.

"I remember at one point in that game he said something like, 'Go back to Arkansas,'" Harris recently recalled, laughing. "Philip had no idea where I was from."

Undrafted out of Kansas, Harris established himself in the NFL in that game. Eight years ago. On "Monday Night Football." In his second season. Against the Chargers, his new team in 2020.

He had shown himself to be a potential full-time starter the year before, as a rookie on a Denver team that was building toward making two Super Bowl appearances in three years.

But, on Oct. 15, 2012, in the Broncos' stirring 35-24 win at Qualcomm Stadium, Harris cemented his future with a pair of interceptions, the second of which ended the scoring in the final three minutes.

"That was the game that showed I should be a regular starter," Harris said. "It was a big game for everyone to see. I think it really proved I didn't have a fluke rookie year."

Entering the 2020 season, through the whims of free agency, Rivers is gone and Harris is a Charger as the team transitions into a new era.

This will be Harris' 10th year in the league, with the veteran cornerback expected to boost a secondary and a defense both forecast to be among the NFL's finest.

"I feel like he still has a lot in the tank," Chargers safety Derwin James said. "Adding him will allow the defense to be very multiple. ... His tape speaks for itself. There's a lot you can learn from a guy like that."

Harris, who just turned 31, was the catalyst behind Denver's "No-Fly Zone," which once dominated opposing passing games.

He is a four-time Pro Bowler and was named All-Pro after the 2016 season. He has won awards for his toughness and for his professionalism. He was the Broncos' Walter Payton Man of the Year nominee three years ago.

"I'm hungry. My mindset now is like I've got to reinvent myself, reprove everything."

With Harris, Denver was routinely a top-five defense against the pass until sliding to the middle the rankings the past two seasons. He can play outside and has lined up at safety but is considered a premiere slot corner.

"My story's not done," Harris said. "I've got a lot of goals I still want to accomplish, starting this year. I'm hungry. My mindset now is like I've got to reinvent myself, reprove everything. That gives me a lot of motivation."

Yes, Harris brings plenty to the Chargers, including the sort of perseverance that enabled him to become a star after being listed as a fourth-stringer for his first NFL exhibition game.

During his four years at Kansas, he went from playing on a team that won 12 games to one that won three. He endured a position switch and a coaching change and, while accumulating nearly 300 tackles, had only three interceptions.

In the 2011 draft, all 32 teams repeatedly passed on Harris — 254 draft selections and no phone call. He was deemed unfit while 53 other defensive backs were taken.

When the Broncos finally signed Harris, they gave him a three-year deal worth up to \$1.3 million but with only his \$2,000 signing bonus guaranteed. He used part of that bonus to treat himself to the newest PlayStation.

Five years ago, in a story for The Players' Tribune, Harris detailed the relentless motivation he gained from not being drafted, noting, "Every play is an opportunity to prove wrong everyone who did not recognize my talent."

He concluded the story by writing, "I know there is only one way to make sure that people never forget my name. Win the Super Bowl." Six months later, Denver beat Carolina in Super Bowl 50.

"That was the goal, man," Harris said. "I actually had forgot about that story. But we had such a talented team that it was like, 'We gotta win it this year or we might not ever win it.'"

Harris also brings to the Chargers a notable nickname. He explained that it was his cousin who first called him "Strap." The Broncos were gathered in a tunnel before a game a few years ago when his cousin shouted the nickname from the stands nearby.

"It's like I'm strapping you in and locking you up," Harris said. "A couple cats heard him and from there everyone sort of picked up on it and it stuck."

At the urging of his wife, Leah, Harris has added to his "Strap" persona by occasionally incorporating a celebration where he mimics using a seat belt.

His wild ride in Denver, from undrafted to unparalleled, is over. Now Harris hopes to continue to roll as a reborn, incoming veteran.

"It's a new and uncomfortable situation," he said. "I was a Bronco for so long. I'm going somewhere new and doing something different. But when you're in uncomfortable situations, that's when you can get great growth."

CASEY HAYWARD JR.

Casey Hayward Named AFC Defensive Player of the Week

*Chargers Communications
September 16, 2020*

Los Angeles Chargers cornerback Casey Hayward Jr. today was named the AFC Defensive Player of the Week by the league office. Previously an AFC Defensive Player of the Month recipient, the weekly honor is the first of Hayward's career.

Hayward, voted a captain for the first time in his career, led by example on Sunday, finishing with 12 tackles (all solo) and a pair of passes defended. The performance made him the first defensive back since at least 2000 to have more than 10 solo tackles and two passes defended on Kickoff Weekend.

The Vanderbilt product broke up a would-be touchdown pass to A.J. Green in the third quarter and his last tackle prevented a touchdown with less than 20 seconds remaining, preserving Los Angeles' three-point victory. Hayward is 10th player acquired by General Manager Tom Telesco to win player of the week honors.

Los Angeles opens its new SoFi Stadium home on Sunday, Sept. 20, against the Kansas City Chiefs.

JUSTIN HERBERT

Rookie QBs were expected to struggle this year. Instead they're setting a record pace.

*By Adam Kilgore
Washington Post
November 12, 2020*

Some of the first plays Justin Herbert ran as a professional happened in his backyard. As the league conducted its spring remotely, the meticulous development of rookie quarterbacks required necessary improvisation. Los Angeles Chargers coaches would send him a script of plays and instruct him over video. Herbert would then walk through them outside his house, or maybe at a nearby park if he could find socially distant receivers.

"You have to find a way," Herbert said. "It wasn't easy for anyone. You have to find a way to get time with your guys to throw, get a way to run through the offense. It wasn't normal for anyone."

The 2020 NFL season, supposedly inhospitable to rookie quarterbacks with its irregular offseason and absence of preseason games as a result of the coronavirus pandemic, is staging perhaps the greatest season of rookie quarterbacking in NFL history. Joe Burrow, Tua Tagovailoa and Herbert — chosen first, fifth and sixth in April's draft — have collectively provided one of the year's most cheerful subplots and individually delivered optimism for the Cincinnati Bengals, Miami Dolphins and Chargers, franchises profoundly in need of hope.

Burrow has continued the remarkable ascent he began last year at LSU, announcing himself as a ready-made, top-shelf NFL quarterback. Herbert had to be rushed into his first start after a team doctor punctured starter Tyrod Taylor's lung with an ill-aimed painkilling injection, and he has responded with some of the most thrilling football anyone has played all season. In his second career start Sunday, Tagovailoa moved to 2-0 and outdueled Arizona's Kyler Murray in a 34-31 ode to the sport's future.

The trio has fortified the quarterback wave taking over the NFL, which includes consecutive MVPs who won the award in their second seasons. Their success may also preview another swell of quarterbacks to come.

"This class was a special class," Bengals offensive coordinator Brian Callahan said. "It's going to be talked about for a long time. I certainly don't think it's going to be the last one."

"The NFL game has adapted very well" For 2020 rookies, the limited offseason may have created an unexpected benefit. In normal times, quarterbacks would receive a playbook and start executing it at rookie minicamp. Their first time trying a new offense came immediately after learning it.

"You go from Install 1 to 'On the field in 30 minutes; let's see what you got,' " Bengals quarterbacks coach Dan Pitcher said.

This year, there was no rookie minicamp and no other in-person team activity until training camp. In the allowable time, coaches could install and explain the entire system, watch film of their own and even study the way defenses reacted to similar schemes of other teams. (The Bengals, Pitcher said, even started the process in the time they were permitted to spend with Burrow before the draft, once they decided on taking him.) When Burrow ran through plays on his own, he could text Callahan and Pitcher questions about concepts, such as why certain route combinations ran together. It slowed down the process of learning the offense.

"That urgency didn't exist," Callahan said. "We got to have long and in-depth discussions. ... I think these guys are all mentally ahead more than they would have been normally. ... You got to take your time with no pressure. I think that plays a large role. ... I think it was a unique quarterback class on top of it."

The NFL's new quarterback prototype? There isn't one.

Burrow is on pace for 4,544 passing yards, which would break Andrew Luck's rookie record of 4,374. His 67 percent completion rate would finish second all-time among rookies to Dak Prescott's 67.8 — unless you count Herbert, who this season has completed 67.3 percent of his passes.

Herbert started a week later than Burrow, but he has statistically been just as impressive. Herbert has thrown 17 touchdown passes, which will allow him to challenge the record of 27, set by Baker Mayfield in 2018. His quarterback rating sits at 104.7, a whisker behind Prescott's rookie record of 104.9. Herbert is on pace to throw for 4,599 yards, a handful more than Burrow, even accounting for starting one less game.

All three have played thrilling football without the crushing mistakes that are typical of rookie quarterbacks. Burrow and Herbert currently rank fourth and fifth all-time among rookie quarterbacks in interception percentage. Tagovailoa has not thrown a pick in his first 52 pass attempts.

All three have arrived during an explosion of young quarterbacking talent in the league. The perceived NFL quarterback crisis from the mid-2010s has been replaced by a glut. Patrick Mahomes and Lamar Jackson won MVP honors in their second seasons. Murray, another second-year quarterback, is on the periphery of contention for this year's award.

The NFL is benefiting from how the sport has changed at all levels. Youth league quarterbacks, once resigned to handing off out of the veer or I-formation, now start lining up in the shotgun in Pop Warner. Quarterbacks grow up passing constantly, including in year-round seven-on-seven leagues.

"The passing game preparedness of young quarterbacks is probably much better than it was 10 years ago or 15 years ago," Callahan said. "These guys come up in the world of throwing the football. That's all they do. They watch all these mobile quarterbacks, and they emulate them. You see young guys who are trying to play like Lamar Jackson and Patrick Mahomes. You're going to see more guys come in ready to play. ... Throwing the football is not new for these guys."

Former Dolphins and Jets front-office executive Mike Tannenbaum, now an ESPN analyst, said: "They're coming into college with a much higher IQ, and they're playing earlier. The NFL game has adapted very well to that."

Marrying the coach to the quarterback

During the offseason, Bengals coaches watched Burrow's film from his time at LSU. Their system shared fundamental similarities with that of the New Orleans Saints, which Burrow understood because his wunderkind offensive coordinator at LSU, Joe Brady, had come from an apprenticeship under Saints Coach Sean Payton. Callahan asked Burrow what plays and concepts he liked best in their playbook.

"How do we make this like Year 3 at LSU for you instead of Year 1 in the NFL for you?" Callahan asked.

Callahan is certain Chargers and Dolphins coaches have had similar conversations with Herbert and Tagovailoa. The mind-set represents a shift within the NFL that has contributed to early success for quarterbacks. For years, coaches insisted on cramming a quarterback into their system regardless of fit. Younger offensive coaches have grown more flexible in studying and incorporating concepts from college offenses.

Last year, Oklahoma Coach Lincoln Riley pointed out that, even as a rookie, Murray had played in a spread offense almost his entire life, back to his preteen years, which meant he had spent more time playing in Kliff Kingsbury's style of offense than most NFL quarterbacks had been playing in their coaches' systems.

"There's a lot of guys that are a lot more open to what the rest of football is doing," Callahan said.

The recent success of young quarterbacks may influence this year's draft. Clemson's Trevor Lawrence and Ohio State's Justin Fields have long been prized by NFL teams and may be the first two players chosen; their talent and intangibles would make them locks to be chosen early in any era.

But the diversity of styles among ascendant quarterbacks, and NFL coaches' willingness to adapt, has broadened the way front offices evaluate quarterbacks. Another tier of passers — North Dakota State's Trey Lance, BYU's Zach Wilson, Florida's Kyle Trask and possibly Alabama's Mac Jones — could move into the top half of the first round as teams search for not only a long-term franchise anchor but a quarterback capable of injecting immediate excitement.

"It's really marrying the coach to the quarterback, is what's important," Tannenbaum said. "Clearly the success these players are having, you're seeing what I think is really good coaching. It's about taking what you have and maximizing strengths and minimizing weaknesses."

'We gave the keys to him early'

The quarterbacks of this class are part of a trend, but they are extraordinary within it. As Callahan noted, all three entered the league as top-six picks with uncommon experience. Burrow spent five years in college and played 28 games at LSU, including a 15-0, Heisman Trophy-winning senior season. Herbert made 42 starts at Oregon, and Tagovailoa played in 32 games, starting 24.

Coaches talk about Burrow as though he is a football savant for the way he processes a play against a specific defense and how to take advantage of it.

"He has a supernatural sense of where everybody is on a football field," Callahan said.

Tagovailoa is making it easy to forget his mere presence is an accomplishment. Monday will mark the first anniversary of the catastrophic hip injury Tagovailoa suffered on his final collegiate play, which Tagovailoa said threatened his career. Chargers Coach Anthony Lynn studied and met with Tagovailoa during the draft process and came away convinced he would be a 10-year star, based on his instincts and leadership.

"He has a tremendous feel for the game," Dolphins offensive coordinator Chan Gailey said. "That allows him to see some things and do some things and throw the ball in some spots that other people might not do."

Callahan coached Herbert at the Senior Bowl before the draft. He left the week thinking, "This guy is going to be a really good player." Part of that belief came from Herbert being "wired the right way," Callahan said. Part of it came from the belief that his deep passing and play-action ability, which Oregon's offense rarely used, would translate to the NFL.

In another era, the rookie quarterbacks who are excelling now may have been on the bench. Those timelines are relics. In Cincinnati, the Bengals released longtime franchise pillar Andy Dalton, even though he seemed like an ideal mentor for a rookie, the kind of veteran who could hand over the reins. But the Bengals knew immediately that Burrow would be their Day 1 starter. They knew that, in today's NFL, quarterbacks no longer need to wait.

"We gave the keys to him early and kind of said, 'You're going to handle it,'" Callahan said. "We never once thought twice about it. We never once backed off how we wanted to play football. He's only reinforced that."

Justin Herbert's misinterpreted personality becomes Chargers' gain

*By Gilbert Manzano
Orange County Register
October 31, 2020*

Jana Prikryl, the director of general science at the University of Oregon, didn't realize she had helped Justin Herbert change his major until a peer advisor identified him with a scream.

"Oh, my God, that was Justin Herbert," Prikryl recalled hearing when the 6-foot-6 Oregon quarterback left the office.

Herbert, now a star quarterback for the Chargers, submitted his change-of-major form to switch from biology to general science. Herbert was the second future NFL quarterback that Prikryl had assisted. Marcus Mariota was a general science major at Oregon a few years before Herbert.

"Embarrassingly, I did not know that he was Justin Herbert," Prikryl said in a phone interview last week. "I knew we had Justin Herbert and I knew he was fantastic, but I didn't put the face to the name."

Prikryl shouldn't be embarrassed. Not many knew of Herbert before he became a star at Oregon and the latest NFL rookie sensation.

Even now, as more become familiar with the name, not many truly know Herbert. Although, there were many guesses about his personality in the lead up to the 2020 NFL Draft.

Herbert was described as an introvert, also known as a shy person, and few NFL teams want a shy quarterback. But that didn't stop the Chargers from selecting Herbert with the No. 6 overall pick in April's draft.

They were well aware of Herbert's physical gifts, just like the other 31 teams, but perhaps the Chargers dug deeper in getting to know Herbert as a person.

"I think a lot of introverts get labeled with that word shy, lack of leadership," Chargers coach Anthony Lynn said. "My son is an introvert, so I raised one. I know what the tags are, but you just look at how people respond to them. That's all you need to know."

The Chargers did their personality research on Herbert and are now getting rewarded for it with weekly touchdown passes from his rocket right arm.

"Ultimately, this guy is just very talented," said Denver Broncos coach Vic Fangio, whose team hosts Herbert and the Chargers on Sunday. "Looks to me like he's made up of the right stuff to be a quarterback in the NFL, and fortunate for (the Chargers) and unfortunate for us, I think they found their quarterback for the next 10 to 15 years."

Herbert has only started five games, but he's played so well that questions are now being asked. How did a quarterback who is enjoying a historic NFL start that rivals Patrick Mahomes and Dan Marino become available at No. 6 for the Chargers?

Why didn't the Washington Football Team take Herbert second overall and why didn't other quarterback-needy teams leapfrog the Chargers in the draft order to take him?

Many draft experts described Herbert as having all the physical tools, but somehow that wasn't enough to shake the introvert label that hung like a dark cloud.

Of course, it wasn't all because of Herbert's quiet demeanor, but it likely played a part in why teams were skeptical, and it goes to show that swagger isn't everything. Sometimes saying less means there's more of other leadership qualities.

Herbert won't say teams got it wrong by passing on him and making him the third quarterback selected — that's not his personality — but he did say the introvert tag was incorrect.

"I wouldn't say that's fairly accurate," Herbert said. "I think on the surface it might appear that way, but when I really get to know people and the team, I think a lot of the guys on the team would tell you differently."

Many draft experts and talking heads have said they got it wrong with Herbert, but the Chargers should thank them because all the personality speculation they provided before the draft became their gain.

Herbert celebrated his first NFL victory against the Jacksonville Jaguars last week by giving star wide receiver Keenan Allen an enthusiastic slap on the behind.

"Yes, sir!" Herbert shouted at Allen.

That doesn't sound like a shy quarterback.

Here's how family members, teammates and former professors described Herbert as a person and leader:

THE REAL HERBERT

College recruiters also got it wrong with Herbert.

Herbert was a three-star high school recruit with no Division I FBS scholarship offers heading into his senior year at Sheldon High in Eugene, Ore. Herbert was set on attending Montana State to play with his older brother, Mitchell, before Oregon made an offer.

"He did not go to (football) camps because he practiced with his high school team," said Mark Herbert, Justin's father. "When other guys were looking for exposure to go to colleges, Justin was practicing with the little kid down the street that he'd grown up with or another kid he played middle school football with or somebody else because that was going to be their team in the fall."

Justin Herbert has a reputation for not looking ahead. He prioritizes the present and enjoyed it by playing baseball, basketball and forming a fishing club in high school.

In college, it wasn't all about making it to the NFL. It was also about improving as a biology student. Herbert agreed to be a biology professor's assistant even though it took time away from football.

But helping the little kid down the street and having extracurricular activities didn't help Herbert in the college recruiting process and it was probably ignored by some NFL teams.

Multi-sport prep athletes have become a thing of the past. It's now about specializing in one sport and getting as much exposure as possible by participating in 7-on-7 tournaments, creating Youtube highlight videos and announcing every college offer received on Twitter.

You can't find Herbert on Twitter, although he does have an Instagram account.

"He didn't enroll early (at Oregon) because he wanted to play his senior year of baseball with his buddies," Mark Herbert said.

Justin Herbert stayed in one place before the NFL called, never leaving Oregon while the university's coaching staff changed twice in four years.

Mark Herbert recalled being asked by a local reporter if Herbert would consider transferring if he lost the quarterback job when Willie Taggart replaced Mark Helfrich as head coach in 2017.

"What are you talking about?" the older Herbert remembered asking. "I don't understand the line of question. What's Justin going to do? Get his degree in biology, he's gonna play football and he's gonna go to medical school or he's going to go to the NFL."

"I don't know what he's going to do, but he's not leaving. That's not what Justin does."

Justin Herbert also didn't leave when Mario Cristobal took over in 2018 and then stayed for his senior season, despite being projected as a first-round selection.

Sticking around for an extra year to play with friends gave pundits more time to analyze Herbert as armchair psychologists.

He wasn't viewed as the committed teammate who wanted to help win a Pac-12 championship. Instead, he was the quarterback who struggled against Arizona State and lacked the alpha-male personality to lead an NFL locker room.

But Herbert proved in high school and college that he doesn't run from adversity and makes it work with what he has. Those are the leadership traits that went unnoticed, and he's showing it again in the NFL by elevating undrafted players such as Jalen Guyton, Tyron Johnson and Donald Parham and doing it without his top offensive linemen, Bryan Bulaga and Trai Turner.

Herbert gets everyone involved and is not afraid to ask for advice. But all of that was lost during the lead up to the draft and it became the Herbert family's gain.

Mark and his wife, Holly, were rooting for their son to play for the Chargers. They have family ties to Southern California.

Justin Herbert's paternal grandfather, Roger, played football and ran track for Fullerton College before transferring to Oregon State. Herbert's maternal grandfather, Rich Schwab, grew up in San Diego before playing football at Oregon.

"We looked at (the draft order), 'Hey, Los Angeles all the way.'" Mark Herbert said. "Oh my goodness, travel-wise, and family-wise, team-wise ... a lot of things pointing to the Chargers."

Mark Herbert credited the grandfathers for Justin's professionalism and said his son got plenty of good qualities from his mother Holly.

"I'd say Justin is fiercely loyal and fiercely focused and dedicated and definitely gets that from her," Mark said.

Justin Herbert's love for science likely came from his father, who was a science and biology teacher for middle school and high school students.

HERBERT, THE COMEDIAN

Chargers defensive tackle Linval Joseph played four seasons with recently retired Giants quarterback Eli Manning. The two-time Super Bowl champion was also described as an introvert.

Joseph sees similarities between Manning and Herbert.

"I felt like there was two different types of Elis," Joseph said. "You have funny Eli and then you have 'get the job done' Eli. Two minutes in the quarter, fourth quarter, need this drive and he woke up, and when he woke up, he made those big throws, made those big plays, and I see that in Herbert. I really do."

"I feel like he's going to have a great career and once we put everything in order, he's going to be elite. He's going to be great."

Chargers rookie wide receiver K.J. Hill can attest to Herbert's comedic side. Hill explained why Herbert was shown in a scene of "Hard Knocks" doing a lengthy "whassup" from the popular Budweiser commercials.

"I told him you gotta say the 'whassup' in the huddle," Hill said. "I told him to say it in the

huddle before he called a play or something like that. It was something silly like that. He was practicing basically before he did it to get my OK if it was good or not."

Herbert and Hill texted each other after being drafted by the Chargers and have become close friends.

"Inside the locker room, (he's) making jokes, talking," Hill said about Herbert. "He has not been a quiet guy since I've been around him. We're always talking about anything and everything, so I feel like he got a great personality and great competitor side that I love about him, too."

Hill said he's a better "Call of Duty" player than Herbert, but he gave his quarterback the edge in golf.

"Justin likes to golf," Hill said. "I told him the only close thing I get to golf is Top Golf."

HERBERT, THE TUTOR

Mark Carrier, a professor at Oregon, was in need of a teacher's assistant for his Biology 212 course. Herbert was one of his best students, but Carrier assumed he didn't have time to teach the material to other students for the upcoming quarter.

"I figured no way a football player is going to have the time to do that, but in passing one day, I told him, 'Hey, you know if you weren't so busy being the quarterback of the football team I would definitely offer you this role,'" Carrier recalled.

Without hesitation, Herbert took the offer and assisted the class of about 200 students.

"It's a pretty interactive class time," Carrier said. "You can tell if people are going to hide what they know or help others along. Justin was the kind of guy who helped the people around him."

"It was clear to the people around him he understood the material more quickly than most. He didn't struggle as much as people tend to do. It's a very challenging course. He was very helpful to the people around him."

At the time, it wasn't certain that Herbert would be a top NFL draft pick. Carrier said Herbert expressed interest in a career in medicine or becoming a researcher.

"I was just really interested with how everything worked out (in biology) and science and kinda how your body processes things and kinda explaining the natural phenomena that happened around us," Herbert said.

Biology sounds as complex as breaking down NFL defenses. Herbert being able to grasp intricate material at a fast pace while also teaching it is perhaps another leadership sign (and an indicator of future success) that went unnoticed.

"That might be a reach, but it's a good analogy," Herbert said about comparing football to biology. "Having a good understanding of defenses, coverages and things like that. It definitely helps."

Herbert said his top passion has always been football. He'd said he would likely be a coach right now if he wasn't an NFL quarterback.

"Hopefully I'd be coaching the game or somewhere involved in the game," Herbert said. "I just love football too much to not be around it."

That's the real Justin Herbert. Passionate about football, but with other interests. Not the loudest, but a quiet genius with an occasional comedic side.

"I think he's more outgoing than what people give him credit for, but that's OK," Lynn said.

The Chargers said that's OK to Herbert's personality and now, as Fangio mused, they stand to reap the rewards for years to come.

What do Chargers have in Justin Herbert? QB testing his risk vs. reward limits

*By Jeff Miller
Los Angeles Times
October 18, 2020*

The Chargers had 14 seasons of Philip Rivers' on-field bravado, 235 consecutive starts by a quarterback who rarely saw a throwing window too small and eagerly accepted any risk for whatever reward.

After four starts, what do they have in Justin Herbert?

"I think it's too early to decide that," Herbert said. "Obviously, I'd love to complete every pass that I throw. But it's not going to happen. I'm going to make mistakes."

Rivers never shied from taking chances when he saw opportunity. He often shrugged off interceptions, particularly those thrown in desperation late in first halves or at the end of games.

That attitude, buttressed by his unending belief in his right arm, shaped Rivers into the quarterback that he was with the Chargers — a playmaker who also could make crushing mistakes.

The style clashed with the preferences of coach Anthony Lynn, who preaches, above all else, limiting turnovers. The Chargers have dropped their past nine games when losing the turnover battle.

"I think I should always be alert and prepared to take care of the football ... make smart decisions," Herbert said. "It should never feel easy or anything like that out there."

Just before the two-minute warning in the second quarter Monday, Herbert was faced with weighing the risk against a potential reward he spied deep down the middle of the field.

On third and 12 from the Chargers' 16-yard line, he scrambled from pressure to the left sideline and, rather than step out of bounds, fired toward a well-covered Jalen Guyton.

The one thing the Chargers didn't need at that point was a turnover to set up New Orleans with a short field. A fumble near the end of the first half already cost them a game-changing touchdown in Week 4 at Tampa Bay.

This time, Herbert threw long enough that the ball sailed over the head of Guyton and the two Saints defenders and fell to the turf just beyond midfield.

The Chargers then punted but gave up a 14-yard return, and New Orleans took over at its 49 anyway. Eight plays later, the Saints scored to cut a 17-point deficit to 10 entering halftime.

So Herbert avoided giving away the ball, but the Chargers still couldn't avoid giving up another crucial last-second score.

"I gave him a chance to go make a play," Herbert said. "Yeah, I could have made a better ball. But that's a decision I stuck with. ... Yeah, I could have been more cautious. But I really believe in that guy."

Entering Week 6, Herbert was ninth in the NFL in passer rating at 107.1, just two-tenths of a point behind Patrick Mahomes.

Only Dak Prescott (sidelined for season), Aaron Rodgers and Derek Carr had more completions for 40 or more yards, confirmation that Herbert possesses the ability for the quick strike.

He has an interception rate of 2.1%, which ranked 17th out of the 32 quarterbacks with enough attempts to qualify.

In four years at Oregon, Herbert hardly was reckless. He was picked off 23 times in 1,293 attempts (1.8%). He never had more than eight interceptions in a season or two in a game.

History suggests he'll take care of the ball over attempting to squeeze passes into areas where overriding danger lurks.

But, ultimately, Herbert's precision won't just involve keeping the ball out of the hands of defenders. He'll also need to fine-tune his game to meet what the NFL requires of quarterbacks trying to take over franchises — an exactness he lacked on the final two plays Monday.

Facing third and seven, Herbert missed an open K.J. Hill, throwing well behind the rookie wide receiver on a play that would have gained at least 12 yards.

Herbert then connected with Mike Williams, but his pass was right on Williams rather than slightly ahead of him. Lynn said better ball placement would have secured a first down. Instead, Williams was stopped inches short.

"We did some great things and we did some not-so-great things," Herbert said, speaking of the offense in general. "It's all about fixing those not-so-great things."

For the third time in his four games, Herbert won a rookie of the week honor Friday. So he's 3-1 in personal recognition but 0-4 in the NFL standings.

He has struggled for wins before. During his freshman year at Oregon, Herbert lost four of his first five starts. By the end of his senior season, the Ducks were going 12-2 and winning the Rose Bowl.

"That freshman year was tough," Herbert recalled. "People kind of splintered off. But, over the course of the years, we stuck together. ... That's what it's all about, sticking together and riding with your guys."

The Chargers are riding with Herbert, both the team and the player still figuring what they have in one another.

Chargers' Justin Herbert learning he can't let the perils of running in the NFL slide

*By Sam Farmer
Los Angeles Times
October 15, 2020*

Justin Herbert, with his smooth throwing motion and surgical precision, has proven he's already a top-notch NFL passer.

Now, the 6-foot-6 Chargers rookie needs to work on his going-to-the-ground game.

He took off running in his first career game and clobbered Kansas City linebacker Damien Wilson when they collided near the sideline. Whereas Herbert nonchalantly popped to his feet, Wilson appeared knocked out cold.

Two weeks later, Herbert tore off a five-yard run against Tampa Bay and lowered his shoulder on Buccaneers safety Jordan Whitehead. This time, the defensive player got the better of the crash, as Herbert needed a few moments with his hands on his knees to compose himself. Whitehead was flagged for unnecessary roughness.

"Feet-first sliding is probably the best option I should go with," Herbert conceded later. "I grew up playing baseball so I feel like I'm pretty comfortable with sliding. It's a little tough on the grass, your cleats get stuck a little bit, but it's definitely something I've been practicing. Moving forward, I'll be better about it."

Chargers coach Anthony Lynn hopes so. He could be forgiven for watching replays of those collisions through his fingers while covering his eyes.

"Bad coaching by me right there, bad coaching," Lynn said. "I don't want him taking hits like that, like he did from the Chiefs. ... I want him to get down. I don't want him to take those hits in the National Football League."

Theoretically, Herbert could look across town for pointers from another young quarterback. The Rams' Jared Goff, the son of a former Major League Baseball player, has had sliding issues of his own.

In the two years since the NFL made a rule change — stipulating a quarterback doesn't have to slide feet first to be considered giving himself up, and instead is afforded the same defenseless-player protections when he dives forward — Goff has found himself getting "caught in between sometimes."

"I'm used to going feet first, and I have my whole career," Goff said. "And then in the last year or two, I want to go head first. I don't want to lose those three yards. But at the same time, you're kind of trying to figure out where your momentum is."

His father, Jerry Goff, who played catcher in the majors for six years, wishes his son would hit the deck more often, yet understands why he doesn't always do so.

"Do I encourage him to slide? Yeah, 100%," the elder Goff said. "But there are times, like he did in the playoffs against Dallas, and a few times in college, where you've just got to deal with it and go get that first down. You're not going to slide short in that situation. But I would say 90% or more, you're just going to slide and play the next down."

The dilemma is older than Red Grange. Should a quarterback risk injury by fighting for that extra yard, either by dropping a shoulder and delivering a blow, or by diving forward as a human missile?

Or should he sacrifice that extra yard or two and safely slide feet first?

"We've got to coach these quarterbacks out of the macho-man approach," said Hall of Fame personnel executive Bill Polian, who thinks all NFL teams should build sliding pits at their facilities to teach quarterbacks. "Playoffs are one thing; that's a different cat altogether. But in terms of the regular season, never lower your shoulder. Don't take those kinds of blows. The rule is there to protect you: Go slide."

Sometimes, even sliding feet first is unsafe. Last Saturday, Clemson quarterback Trevor Lawrence, the overwhelming favorite to go No. 1 in next spring's NFL draft, took a shot to the helmet from University of Miami safety Amari Carter while sliding. Officials ejected Carter for targeting.

In 2006, Kansas City quarterback Trent Green absorbed a brutal hit to the head from Cincinnati defensive end Robert Geathers while sliding feet first. Green suffered a serious concussion and the replay reverberated throughout the league.

"I remember being like, 'Yeah, see? I don't want that to happen. I would rather dive head first, I'm in control of my head,'" recalled former Seattle Seahawks quarterback Matt Hasselbeck, who took a ribbing from his coaches about his aversion to sliding. "I sort of remember being made fun of by Mike Holmgren and Jim Zorn about how I didn't slide, like I couldn't slide."

So Zorn, the former Seahawks quarterback who later coached the position for the team, unfurled a Slip 'n Slide at practice in hopes of teaching his passers how to avoid big hits by gracefully going to the ground. He even brought in Seattle Mariners first baseman John Olerud as a sliding tutor.

"The thing was, we knew how to slide," Hasselbeck said. "It wasn't like we didn't know. We just preferred to dive."

According to NFL rules, a defender must pull up when a runner gives himself up with a feet-first slide. If a defender already has committed himself and makes unavoidable contact with the sliding runner, it is not a foul unless the defender makes forcible contact to the head or neck area of the runner with the helmet, shoulder or forearm, or commits some other act that is unnecessarily rough.

But the runner bears the responsibility of starting his slide with ample time for the defender to pull up and avoid the hit.

"Pursuing a guy, I would give him the benefit of the doubt that he was going to slide," former Rams defensive tackle D'Marco Farr said. "But you'd better start that slide within two or three steps of me. Make it obvious. If not, I'm going to treat you as a runner that's attacking my goal line, which means I'm going to try to knock your teeth out."

The notion of sliding never appealed to Hall of Fame quarterback Steve Young, but not because he sought those extra yards at all costs. He just didn't feel that sliding provided him enough protection.

"My own philosophy was sliding was a nightmare," Young said. "Sliding is saying, 'Just hit me in the face.' I always thought it was much safer to go forward, find a soft spot forward."

What's more, Young said, officials routinely get the placement of the ball wrong when a player slides feet first.

"Inevitably, the referee gives you a spot farther back than you thought it would be, or than it should be," he said. "It's a weird thing. I don't know what sliding does that creates this image that the ball's downed earlier than it was."

"I always thought I got a better spot when I was going forward. It's like an optical illusion for them. When I slid, nine times out of 10 I'd turn around and say, 'Where are you marking that? That's not right.'"

Not surprisingly, some of the quarterbacks who had the option of playing pro baseball — notably Seattle's Russell Wilson and Arizona's Kyler Murray — are the most graceful sliders.

"I think playing multiple sports is a very big thing in terms of getting those extra yards, also being smart, getting down," Wilson, selected in two different MLB drafts, told reporters in 2017. "The ability to quickly slide, too. When you hit a ball in the gap, you've got to get to second base and get there fast. You've got to know where to slide, how to get around the tag, and everything else."

"I don't really like sliding head first, never did when I was playing baseball. But sometimes it's necessary. ... You've got to be smart in how you do it."

Not everyone is a pretty slider. Peyton Manning got an earful from his Denver teammates in 2012 when he clomped downfield against Carolina, then executed a hideous slide — think Evel Knievel at Caesars Palace — that excavated a sizeable divot when his left knee brace burrowed into the turf.

"It's not even worth explaining what happened," Manning told reporters at the time. "It looked bad, and the fact that my knee brace got caught, nobody wants to hear that. It is what it is, as they say, and it's right there on film. I'm very aware that it's fair game for criticism and ridicule."

In those hold-your-breath bashes of bodies, it's frequently the quarterback who comes away staggering. There's a reason for that.

"Justin Herbert does not tackling. None," Young said. "And then he's running into people where that's all they do is tackle."

"I used to see smaller guys in the defensive backfield, and I was like, 'OK, I can take that guy on.' But you've got to remember, even those guys, that's all they do is tackle."

When and whether a quarterback should slide often depends on where you're standing, as in, which sideline.

"When it's your own guy, you want him to get down," Farr said. "When Kurt Warner scrambled, I'd be the first one yelling, 'Get down!' And I would tell him, 'Your body doesn't belong to you, it belongs to us.' If he gets tagged, it affects us all."

Young's philosophy: Your most important play is your next one.

"Risks just to show your manhood don't help you get to the next play," he said. "The truth is, if you've still got the ball in your hand, there's been a general failure anyway. Don't compound it by trying to run over somebody to impress someone."

After Herbert's debut, while the Chargers and Chiefs were mingling on the field, Kansas City's Patrick Mahomes offered him some words of advice: "Protect yourself on some of those runs."

Sometimes, staying up requires getting down.

Reel talk: Chargers rookie Justin Herbert quietly goes about business, unless it's fishing

By Shelley Smith
ESPN.com
October 12, 2020

COSTA MESA, Calif. -- By now, it's fairly clear what Los Angeles Chargers rookie quarterback Justin Herbert can do with a football. If you want to see him smile, ask him to launch it 70 yards into the waiting hands of a teammate in the end zone or sling a slant to a guy crossing the field.

But if you want to see Herbert beam -- really beam -- have him cast a line in the ocean and reel in a 22-inch halibut. Then he's just like a little kid, with a grin from ear to ear. He's certainly happy about the touchdown pass, but he's downright giddy when it comes to the halibut.

Herbert was named the Chargers' permanent starter on Thursday after impressing coach Anthony Lynn with his poise, quick thinking and production (77-of-107 passing for 931 yards, five touchdowns, three interceptions) through his first three games. Lynn also likes Herbert's patience, something he learned by throwing line after line into the pond behind Albertsons on Coburg Road in his hometown of Eugene, Oregon.

It was so much a part of Herbert's happiness routine that he formed a fishing club at his high school along with a former teammate, Ryan Phillips, whose father, Les, was one of the football coaches.

Herbert played three sports, "but people were kind of more interested in the fishing club than anything else," Les told the Daily Emerald, the University of Oregon's student newspaper, in 2016. They even made T-shirts.

Before the country shut down in March because of the coronavirus pandemic, former adversary Michael Pittman Jr. (who played for USC and is now a wide receiver with the Indianapolis Colts) and his girlfriend, Kianna Galli, took Herbert to the Huntington Beach Pier in Huntington Beach, California, where they spent an hour hooking bait while Galli filmed their YouTube TV show.

Chargers tight end Hunter Henry hasn't heard the quiet Herbert discuss his fishing prowess, though noted that "he's always got some sort of fishing glove on."

He had a "Toes to the Nose" hat -- a Laguna Beach surfer favorite -- on in February as Pittman tried to play his role as the sophisticated Cali kid to Herbert's more reserved persona. At one point he badgered the chit-chat-challenged Herbert with questions as unknowing fishermen cast lines in between guys who would go on to be the No. 6 and No. 34 picks, respectively, in the 2020 NFL draft.

"So Justin," Pittman said in his not-so-shy outside voice, "how was it winning that ROSE BOWL?"

Silence.

Pittman: "You know the Rose Bowl? When you guys beat Wisconsin, like a month ago?"

Silence.

Pittman: "And then you went to the Senior Bowl and had the MVP honors?"

Silence

Pittman: "Top-10 draft pick?"

Herbert: "WILL YOU SHUT UP?"

Pittman: "Yes, yes sir."

As loud and chatty as Pittman can be (they were taping for his YouTube channel, Michael and Kianna, which now has more than 296,000 followers) Herbert is the nearly the exact opposite -- at least in public -- and always makes sure to say the right thing

"Over the past couple of months," he said a few weeks ago, "I've come to realize that there's nothing else that I'd rather be doing. Playing football for the Chargers is something that I've dreamed about. If I go out there and do everything right, study and work hard, good things will happen."

It's part of the way he was raised, the middle child of three boys, one of whom is in school to become a doctor, the other a tight end at Oregon. They are sons of a former athlete and grandsons of another Duck.

They live a stone's throw from Autzen Stadium, where they went to as many Ducks games as possible growing up, marveling at quarterbacks such as Joey Harrington and Marcus Mariota.

Herbert was a 4.01 biology major and a teaching assistant for one of the toughest biology classes -- Bio 212, organisms -- and came back to school his senior year to finish what he set out to do when he was named the starting quarterback as a freshman in 2016: win a Rose Bowl and avenge a 4-8 freshman season.

But Herbert has never been one for small talk. Yes, he's a rookie, and rookies have to be wary. Whenever Herbert talks to the media these days, it's always honest and with a deference most aren't used to.

Herbert is already beloved in Los Angeles and by a fan base starving for a star, a process that started earlier than almost everyone expected.

Herbert was the backup quarterback in Week 1 and was expected to fill that role again in Week 2 as the Chargers prepared for their SoFi Stadium opener against the defending Super Bowl champion Kansas City Chiefs.

Suddenly, starter Tyrod Taylor was the victim of a pregame "blind" injection, causing his lung to collapse, and Herbert was thrown into the starting spotlight. It was so sudden that Lynn didn't know about Taylor's injury until after the coin flip. Herbert's mother, Holly, missed the first few plays because she was sure that her son wasn't going to see action.

Herbert barely blinked, leading the Chargers to a touchdown on his first NFL drive (which he ran in) and throwing for 311 yards and another score as L.A. took the Chiefs to overtime.

He got stronger the next week, nearly leading a come-from-behind victory over the Carolina Panthers with a final play he says "they practice every day," the hook-and-ladder that Austin Ekeler wasn't able to secure from Keenan Allen.

He improved even more in Week 4, staking his team to a 24-7 first-half lead against the Tampa Bay Buccaneers and Tom Brady. Herbert went 20-for-25 for 290 yards and three touchdown passes against the Bucs -- including 53- and 7-yarders, respectively -- before throwing a late interception to Carlton Davis as he was trying to lead the Chargers to a game-tying score.

"Despite the loss it was an awesome experience," Herbert said. "Just to be out there playing in Tampa Bay alongside my teammates, it doesn't get any better than that. Yeah, we lost, but we're going to learn from it, and I know I'm going to get better from it."

And now it's on to New Orleans to face another legend, the Saints' Drew Brees, on Monday Night Football.

Maybe the Chargers will get over the hump this time and get Herbert his first NFL win as a starter. Just don't ask him to talk too much about it.

But he did speak up after catching the halibut with Pittman, the biggest of the day.

"Gonna need some help with this one," he said to Pittman as he lay the fish on the sand.

Not that Herbert is a weakling -- just the opposite. But halibut have teeth. That's all he needs -- teeth chomping into his million-dollar fingers.

That wouldn't be good at all.

Is Justin Herbert the next Philip Rivers for Chargers? 'He doesn't play like a rookie'

By Jeff Miller
Los Angeles Times
September 8, 2020

He was asked about the Chargers' new offense this season, an offense that is expected to be more ground-bound.

Defensive end Joey Bosa did not hesitate before launching into an answer that offered a counterpoint.

"Who knows?" he said. "Maybe Herbert's going to be an absolute beast out there, throwing dimes left and right, and we could end up relying on his arm more and more throughout the year."

At this point, Bosa was reminded that Justin Herbert isn't the Chargers' current starting quarterback.

The NFL's highest-paid defensive player of all time then went on the offensive, apologizing to Tyrod Taylor and trying to laugh off a funny yet awkward moment.

Here was a normally charging defensive end, a celebrated pass-rushing machine, suddenly backpedaling like a frantic free safety.

That's where the Chargers stand at football's most important position as the 2020 season opener approaches.

They are in full transition, from one franchise icon in Philip Rivers to potentially their next franchise icon in Herbert.

In between is Taylor, a 10th-year veteran who backed up Rivers last season and will be given the chance to lead a team many observers project as a playoff contender.

If Taylor succeeds and the Chargers win, Herbert might not play a meaningful snap all season. If Taylor and the Chargers fail, Herbert and the franchise's future could arrive sooner than scheduled.

"We're trying to develop a quarterback, but a lot of these young guys are trying to develop," coach Anthony Lynn said. "Yes, we want to win at the same time. I understand that we can't rush this process.

"It's going to come to Justin. He's an extremely hard-working young man. I like where he's at right now with his development. ... If he continues this way, then he's going to be just fine."

In April, Herbert was the sixth overall pick in the NFL draft, a lofty position that brought with it a guaranteed \$26.5-million investment and all the expectations attached to that sort of dollar figure.

Soon after, he was so eager to begin his professional career that Herbert drove from his family's home in Oregon to Orange County to work with a local quarterback coach during a pandemic that, at times, threatened to shut down all of society.

He traveled a great distance to work on many things, not the least of which was something as basic as the football itself: receiving a snap from center.

In four years at Oregon, Herbert threw 1,293 passes. Every one of them originated from the shotgun formation.

Of the first 10 snaps in Herbert's first practice of his first NFL training camp, eight came from under center. Each exchange was flawless.

"He has surpassed my expectations in fundamentally acclimating to the pro game," Chargers quarterbacks coach Pep Hamilton said. "He did an excellent job over the summer of working on things that would be expected once he got here."

In college, Herbert was known for his strong arm and fleet feet. At 6 feet 6 and 236 pounds, he is one inch taller and a few pounds lighter than Cam Newton, a quarterback so large that former NFL defensive tackle Gerald McCoy once said Newton should be ruled illegal for the position.

Appearance-wise, Hamilton said Herbert reminds him of Vinny Testaverde, who is 6-5 and spent two decades as an NFL quarterback. As with Testaverde, Herbert possesses what Hamilton called "a very efficient throwing process."

"You hardly ever see Justin throw a ball that's not a tight spiral," Hamilton said. "He has the ability to attack the entire field with the arm talent that he has."

That talent will be on display at some point for Chargers fans, though no one can be certain when that point will arrive.

Rivers sat for two years before he started. Patrick Mahomes started one game as a rookie. Dak Prescott, Carson Wentz, Russell Wilson and Matt Ryan all started from the first snaps of their first seasons.

Herbert had his moments during his initial NFL training camp, hitting tight end Stephen Anderson on a streaking seam route one day and another day zipping a ball to fellow rookie Joe Reed through the slightest of windows.

"He does a heck of a job of staying in the pocket when the pressure's coming," offensive coordinator Shane Steichen said. "He hasn't flinched yet. So that's a big sign of success down the road as he continues to grow in the system and in this league."

Said defensive coordinator Gus Bradley, "He doesn't play like a rookie quarterback."

Oftentimes after practice, Herbert and fellow backup Easton Stick would remain on the field, tossing passes into nets and attempting to perfect their footwork.

These sorts of quiet moments are a long way from Sunday afternoons at SoFi Stadium but also necessary steps to get there.

For now, it's Taylor starting and Herbert waiting in a Chargers quarterback room where the present and the future must coexist.

"It's all love," Taylor said. "We're on the same team. We're trying to accomplish the same goal ... just natural competition and everyone bringing their best game. That's good for our room, good for our offense and good for our team."

Justin Herbert Finding Guidance in A Familiar Face

By Hayley Elwood
Chargers.com
August 27, 2020

Being a rookie in 2020 is virtually – no pun intended – uncharted territory.

Whereas training camp would usually be a checked box in their offseason program schedule, it's become the first time they've gotten to take the field as members of their newest team.

For Justin Herbert, despite having no OTAs or minicamp, he did get an opportunity to work out with some of his teammates before camp began. But in order to further his development, he also turned to someone who came before him for advice on being a pro.

That person Herbert named was former Chargers and Oregon QB, Kellen Clemens.

"One of the guys that I actually ended up talking with was Kellen Clemens who played here a couple years ago," Herbert said. "He's one of those Oregon guys that has been so helpful and is a mentor of mine and I've really looked up to him. He had some great things to offer, a bunch of advice to give, so it was really good to speak with him."

As for that advice?

"He told me your career is never going to be always uphill," Herbert reflected. "There are going to be ups and downs and at the end of the day, you need to get better. You're going to make mistakes along the way. It's not about how high it gets or how low it gets. It's always about climbing back up and doing better the next day, and never letting your past mistakes affect your future. So he really helped me with that."

As a Duck alum and Oregon native and resident, Clemens had a front row seat to Herbert's college career. Back in the spring, he discussed what the Bolts were getting in the player now donning No. 10.

"I'm excited for the Chargers because I think they're getting a really good, solid player," Clemens said. "Obviously, he's got the size, he's got the athleticism. He's obviously smart enough when you look at his GPA. I'm excited for the Chargers because I think he's going to be a good fit."

"(Herbert) just does it the right way. You're never going to read his name in the papers for something like (if he) was out at 2:00 a.m. or in the wrong place at the wrong time. You're not going to do that with him. I've got a 10-year-old son, and when he starts to ask me, 'Dad, is this guy a good role model?' I'm trying to steer him in the direction of guys he can emulate both on the field and off the field. Justin was just one of those guys. You watch him in an interview, he's well-spoken. I still am in touch with people at the university and you ask (questions like,) what type of guy he is, is he a good leader? Is he a good teammate? How is he in the community? And Justin was unanimous and checked all the boxes of all of those (questions)."

Herbert's taken the advice Clemens gave him to heart.

With camp now in full swing, he discussed the biggest thing he's learned so far and how it's a lesson he'll keep with him as his career progresses.

"Being a good quarterback does not come down to every single little play," Herbert said. "It's much bigger than that. It's always about putting your team in a position to win. You might throw an incompletion, you might throw an interception, but it's always about coming back on the next one and putting your team back in a position and making up for it and never getting down on a bad play or negative play. But it's always about limiting those and refocusing."

Johnny Unitas, Dan Fouts and Justin Herbert's Chargers destiny

By Daniel Popper
The Athletic
August 3, 2020

In the summer of 1973, Dan Fouts was a wide-eyed 22-year-old rookie quarterback embarking on what would become a Hall of Fame career. Earlier that year, the San Diego Chargers drafted Fouts out of Oregon in the third round, 64th overall. He joined a roster that included a 40-year-old Johnny Unitas, who, at that juncture, was unquestionably the greatest quarterback ever. The Chargers traded for Unitas after he spent the first 17 years of his career with the Baltimore Colts, for whom he threw for 39,768 yards and won three titles, including Super Bowl V.

Unitas was well past his prime in 1973. But his quarterbacking knowledge was virtually unparalleled.

And that year, Fouts found himself at a bar with Unitas, and the two chatted about football over beers.

"Just a lot of nuances of playing the position," Fouts recalled of that drinking session with Unitas in an interview with The Athletic. "About reading coverages and getting a pre-snap read. It's like in a poker game where you're looking for a tell, and you find the tell through your film study and your scouting reports, and then by watching a guy and what you might know about his background. All of that goes into where you're going to throw the damn ball."

Unitas spilled the secrets. Fouts soaked them up. He still remembers that evening nearly 50 years later.

"I had to buy a lot of beer," Fouts quipped. "But it was fun. I learned a lot."

Now Fouts is anxious to pay those lessons forward to the new face of the Chargers — a wide-eyed 22-year-old rookie quarterback, drafted out of Oregon, now ready to embark on his own NFL career.

Yes, that would be Justin Herbert.

Fouts had planned to be a part of the broadcast team for the Chargers' preseason games, but those have been canceled because of the pandemic. Fouts laments the missed time. He wants to do for Herbert what Unitas did for him, and to be the through-line from one of the game's most iconic players to the future of the organization he represented so admirably for 15 seasons.

"I was hoping to spend a lot of time with him. But that's all gone," Fouts said of Herbert. "I missed out there, and I feel bad about that, because there's a lot I want to share with him about just playing the position."

Publicly, the organization has branded 2020 as A New Era Of Chargers Football. And to some degree, that rings true. Philip Rivers, the team's starting quarterback for the past 14 seasons — and a player just as synonymous with the Chargers as Fouts — is gone, having signed with the Colts as a free agent. The Chargers are moving into a new stadium, finally cementing their transition from San Diego to Los Angeles. And now here is Herbert, with his flowing golden locks and West Coast vibes, to carry the Chargers into this self-proclaimed new era.

And yet the ties to the past are undeniable. The young man tasked with starting this next chapter in franchise history is inseparable from that history, so much so that Herbert, in many ways, has always been destined to be in this spot, with this franchise, writing this future.

Fouts was close friends with Herbert's grandfather, Rich Schwab, an Oregon legend who played receiver for the Ducks in the early 1960s. Schwab died unexpectedly in January 2018.

"Just a fucking great guy," Fouts said of Herbert's grandfather. "You say the word 'Schwabby' around Oregon, everybody knows who you're talking about."

So Fouts always had an eye on Herbert, even if he didn't officially meet him until a "couple years ago" when Herbert was at Oregon.

"Just watching Justin through the years from high school on through his years at Oregon," Fouts said, "there's been a real interest obviously and a connection there." The connection has only deepened now that Herbert is following Fouts' footsteps even further into life and into the NFL.

"I'm a proud Duck," Fouts said. "And I'm really excited to watch Justin play."

"Mr. Fouts is an incredible person," Herbert said after the draft. "To know that he was such a great man and such a great football player, it's really cool. It's a really special opportunity."

The Chargers ties run even deeper, though.

Growing up in Eugene, Ore., Herbert and his two brothers had no NFL team to root for. So they settled on the Chargers. Herbert specifically mentioned LaDainian Tomlinson as a reason why they gravitated toward the San Diego team.

Herbert would often wear a Chargers T-shirt when he was a kid. And after Herbert was drafted, a Reddit user who claimed to have gone to elementary school with Herbert posted a photo of the new Chargers QB wearing the shirt. Herbert later confirmed it was him in the photo.

"I actually wore that shirt a lot," Herbert said in May. "Kind of funny how it worked out."

It is kind of funny, isn't it?

Or destiny, depending on your perspective.

Herbert grew up a Chargers fan.

In an elementary school worksheet, Herbert predicted he would be playing professional football in Los Angeles.

Herbert went to Oregon, same as Fouts, the Chargers' first homegrown Hall of Fame quarterback.

And same as Fouts, Herbert got drafted by the Chargers at age 22.

It all seems meant to be.

The last link to complete the full circle is that conversation with Fouts — for the Chargers wisdom of yesteryear to find a new home in the mind of the team's bright future.

"There's a lot that I have to share, and I'm anxious to do that," Fouts said. "At some point, I will."

Justin Herbert's journey from Oregon to NFL has SoCal roots

*By Jeff Miller
Los Angeles Times
April 24, 2020*

With the sixth pick in the 2020 NFL draft, the Chargers selected Justin Herbert.

Or was he the one who selected them?

"This is the greatest thing that could have happened," Herbert's father, Mark, said. "It's perfect for Justin. I don't know that I've ever seen him as excited, as focused, as ready as he is now. We couldn't have handpicked anything better."

Shortly after the Chargers drafted the former Oregon standout Thursday, a photo surfaced on the internet of Herbert as a child wearing a Chargers T-shirt. That's just the beginning.

Growing up in Eugene, Ore., where there is no NFL team, Justin and brothers Mitchell and Patrick were Chargers fans. Each had a jersey. There was a David Boston, a Drew Brees and a LaDainian Tomlinson.

There are family roots in Southern California, one grandfather being from San Diego and the other from Fullerton. One set of great-grandparents was from Orange County.

The family has vacationed here plenty and visited more often.

"Justin would go to the moon to play," Mark said. "He didn't care. But, if you did have a say, this just made so much sense."

After a pause, the father added: "I don't want this to be corny. But, you know, the story does sound kind of corny."

That's just how things are today for this newest Charger, a small-town kid and multi-sport prep star who grew up close enough to Autzen Stadium to practically hear the roars and eventually caused those roars himself as Oregon's quarterback.

Being drafted into the NFL might be as big a dream as playing in the league, the made-for-television production poignantly capturing the Herbert family and all their emotions when the Chargers — their Chargers — called.

It was a very real version of fantasy football.

"I'm just so happy for the family," said Lane Johnson, Herbert's high school football coach. "I'm telling you, this Herbert family is off the charts. They're as humble and kind as you can get."

Sheldon High was where Herbert, in the months leading up to his senior season, began to emerge as a quarterback.

He already had been an ace pitcher on the state-title-winning baseball team and soon enough would be averaging a double-double on the basketball court.

But his football prowess had been delayed, especially after Herbert broke his leg early in his junior season.

He had the talent and the arm, Herbert whistling passes with the sort of zip that, later in college, would result in teammates complaining about their palms smarting.

But it wasn't until after the broken leg, after a few months without football, that Herbert began to realize what he really wanted.

Johnson, a math teacher at the time, remembers Herbert coming to his room regularly to share disappointments he was feeling.

"It was still really emotional for him," Johnson said. "He felt like — and this is typical Justin Herbert — he let the team down when he got hurt. I told him, 'Justin, you got hurt. You didn't get kicked off the team for smoking dope.'

"I think he just needed to grow up a little bit and he certainly did. He used to tell me, 'Coach, I like those other sports, but I love football.' That was a big factor, him being injured and the game being taken away from him."

Herbert's only scholarship offer was from Nevada before Oregon became interested. One day in October of his senior season, the Ducks offered and Herbert committed that night.

There was no place he wanted to go other than Oregon, where Herbert's grandfather Rich Schwab had played.

As kids, he and his brothers discovered the Ducks from Section 12 of Autzen Stadium, Rows 32 and 33 — the location of Schwab's four season tickets.

But when he arrived on campus as a Duck, Herbert was buried on the depth chart. Wanting to play his senior baseball season at Sheldon, he wasn't an early enrollee.

But he hardly was unprepared for the chance. Despite his limited time around the football program, Herbert's grasp of the playbook was so thorough that he was able to take over as starter midway through his freshman season.

This is a student-athlete who, while earning his degree, was a three-time Academic All-America first teamer and received A's in every class but one. Without football, Herbert probably would be bound for medical school.

He is an admitted perfectionist, Oregon coach Mario Cristobal calling Herbert "a detailed machine." His handwriting is said to be strikingly precise. Cristobal joked that Herbert's note-taking appears to be "laser printed."

But, in his first shot as a college quarterback, he and the Ducks fell woefully short of perfection, going 4-8 and hearing boos in their home stadium.

"It wasn't the Oregon football I was used to," Herbert said, before noting that he went through three head coaches and three offenses with the Ducks. "We fought through and dealt with adversity."

By his senior season, Oregon was going 12-2 and winning the Pac-12 and the Rose Bowl, a championship secured when Herbert overcame a so-so passing day to rush for three touchdowns and earn MVP honors.

Throughout his time at Oregon, he even managed to answer doubts about his leadership ability, doubts that resurfaced again during the pre-draft process and continue as a discussion point.

This despite Herbert winning the William V. Campbell Trophy — which recognizes academic success, football performance and exemplary leadership — in December.

Willie Taggart, Herbert's second coach at Oregon, was among those who publicly prodded him to become a more obvious, more vocal leader. One of his closest friends among the Ducks, center Jake Hanson, once called Herbert "the shiest dude I've ever met."

As for the Chargers, general manager Tom Telesco expressed zero concerns about Herbert's leadership, instead praising the resolve he routinely displayed in leading Oregon back from 4-8 and the Autzen boos.

"No matter what your personality is, you can lead," Telesco said. "We've seen him lead. I've seen him lead on the field with my own eyes. Our scouts have seen him lead."

So, when will Herbert have a chance to lead the Chargers? Veteran Tyrod Taylor is the projected Week 1 starter for 2020, with Herbert expected to be groomed as his eventual replacement and possible long-term franchise quarterback.

In the meantime, this somewhat corny sounding story will be allowed to continue. Because of the COVID-19 restrictions, all five Herberts shared Justin's selection together at the family's home in Eugene.

There was no trip to Las Vegas, no loud NFL-sponsored draft party right off the Strip. There was only a quarterback with his parents and two brothers, watching his dream unfold in the most vivid colors possible.

When Herbert's phone buzzed Thursday, he glanced down to notice Telesco's name. One brother, Mitchell, grabbed his arm as his father noticed the caller ID too.

"You go back to getting married, having three boys ... wow, this might be right up there," Mark said. "Winning a Rose Bowl is awesome. Pac-12 championships and state champions, those are great. But this is something else."

"This is an incredible situation, and it's not lost on us or him. I'm just so excited for him because of this opportunity. Hope and opportunity, if you've got those, you're going to be OK."

KJ HILL JR.

Receiver K.J. Hill gets chance to catch Chargers' eyes as rookies report to camp

*By Jeff Miller
Los Angeles Times
July 21, 2020*

He prides himself on his route-running. K.J. Hill calls the skill "the biggest thing in my game."

That ability will be tested immediately as the rookie wide receiver attempts to navigate a less-than-traditional route to the start of an NFL career.

First, he had to wait until the third day, the seventh round and the 220th overall pick in April for the Chargers to draft him.

There were 33 receivers selected before Hill, and that's not counting Antonio Gibson, who mostly played wide receiver at Memphis but was drafted by Washington to be primarily a running back.

"It was really hard, seeing other receivers go before you," Hill said. "But I got my name called, and that's the most important thing."

Now, Hill is part of a first-year class of players facing the most uphill, against-the-wind challenge to survive in the NFL. Because of the COVID-19 pandemic, rookies across the league missed an offseason of critical on-field work. Rookies report to training camp Tuesday, with veterans scheduled to arrive on July 28.

In the spring, the Chargers recruited Austin Ekeler, their No. 1 running back and one of the NFL's top underdog stories, to address the rookies about the importance of mastering the playbook.

"If you're a great athlete and you can do amazing things, that's great," Ekeler said. "But if you can't be trusted on the field to protect the team, the ball, you're not going to see much playing time."

In 2017, Ekeler made the Chargers late in the preseason as an undrafted long shot out of tiny Western State in Colorado. He didn't clinch a roster spot until the fourth exhibition.

The expectation is that at least two preseason games will be eliminated this year as a further concession to the coronavirus. Those lost snaps will affect the rookies, as well as others.

"I hate to say it, but I think you kind of saw it with Melvin last year," Ekeler said, referring to former Chargers running back Melvin Gordon, who held out into late September and then struggled upon returning. "He sat out and he just missed so much time, and that time is so valuable."

Hill joins the Chargers as the all-time receptions leader at Ohio State, an impressive achievement, certainly, but one that was possible because he decided it was better to return for a fourth college season rather than jump early to the NFL.

Despite his production with the Buckeyes, Hill was buried in one of the deepest wide receiver draft classes in recent memory. His 4.6-second speed in the 40-yard dash was an oft-repeated knock.

"He's super smart and instinctive and has a great feel for how to get open, which a lot of inside receivers need to have," Chargers general manager Tom Telesco said. "Excellent hands."

Before Hill was drafted, Las Vegas and Philadelphia each took three wide receivers, and seven other teams selected two players at the position. Even the Chargers picked up Virginia receiver Joe Reed two rounds before adding Hill.

In fact, he was no better than the third wide receiver named K.J. to be taken, coming after KJ Hamler (second round, Denver) and K.J. Osborn (fifth round, Minnesota).

Still, the Chargers were encouraged by what they were able to add, particularly so late in the draft.

"He's a very crafty route-runner," offensive coordinator Shane Steichen said. "You can get matchups inside with him on linebackers. I mean, he was the all-time leading receiver in Ohio State history and that says a lot."

The Chargers, a team generally recognized as possessing a depth of talent, are in need of a receiver they can trust after Keenan Allen and Mike Williams, both of whom topped 1,000 yards in 2019.

The wideout with the third-most catches last year was Dontrelle Inman, who had only eight and appeared in just four games before finishing the season in Indianapolis. Other than Allen and Williams, no Chargers wide receiver reached the end zone.

Hill has a chance to establish himself as the team's third option at the position — an accomplished route-runner trying to find a path that this year keeps winding.

"We had him on our board as a playmaker," coach Anthony Lynn said. "He's had a lot of production. He didn't run extremely fast, but I like the fact that he plays fast. All he does is make plays when he's on the football field."

'I ain't going to forget' — 33 receivers will fuel Chargers rookie K.J. Hill

By Daniel Popper
The Athletic
May 22, 2020

A month ago, the number 33 meant nothing to K.J. Hill.

Now?

"That's a number I ain't going to forget," he said.

The pain is evident in Hill's voice — not the type of pain that overtakes a man and keeps him down, but the type of pain that festers just long enough to turn into anger, then to motivation.

This pain can lift someone to places they never imagined.

A month ago, Hill, like hundreds of other college football players, was preparing to hear his name called in the NFL Draft. The receiver finished his career with the most catches in Ohio State history, 201, more than David Boston and Hall of Famer Cris Carter, a mentor of his.

Hill was overshadowed in one of the deepest and most talented wide receiver classes in recent memory. He was not the biggest, strongest or fastest in the group. Far from it. But his college production, reliable hands and knack for getting open led to relatively favorable projections from draft prognosticators. Dane Brugler of The Athletic had him pegged as a third-round pick with potential as a starting possession slot receiver.

The third round came and went, though, and Hill did not get a call. A day later, the fourth round passed, too. Then the fifth. Then the sixth.

It wasn't that teams didn't want receivers. They were picking them in droves.

They just didn't want Hill.

Finally, the Chargers selected Hill with the 220th pick in the seventh round.

"I was the 34th-picked receiver," Hill said.

In a matter of days, the number 33 took on a massive role in Hill's life.

The league thinks there are 33 rookie receivers better than Hill.

He begs to differ.

"A lot of people skipped on me. A lot of people doubted me," Hill said. "I'm not fast enough. My hands are not big enough. They want to blow up my attributes. They was questioning it.

"All I can do is go out there and prove them wrong."

One of those 33 receivers will be in the same room with him this coming season. The Chargers took Virginia wide receiver Joe Reed in the fifth round. He was the 18th receiver taken.

Reed is on the list.

"I felt it watching the draft," Hill said of his disappointment. "Every receiver that got picked before me, watching it, seeing it happen. I'm just taking that as fuel and putting that in the back of my head and remembering it every time I'm on the field, and remembering where I got picked and the guys that got picked before me."

Hill was already motivated by his family and his city, Little Rock, Ark., where he grew up and is staying during quarantine.

"My family always took care of me, made sacrifices and kept me on the right path," he said.

"A lot of people don't make it from Arkansas," Hill added. "A lot of people don't make it from Little Rock, especially. So just having the whole town behind me, the whole city behind me, it means a lot. Growing up here, there have been challenges I've had to face. But I feel like those challenges got me to the point where I was able to be drafted. I give a lot of credit to my city."

Hill's Instagram bio is as simple as they come.

"Little Rock 501," it reads, referencing his hometown area code, another important number in his life.

"It's rough here," Hill said. "Growing up with people that went down the wrong path. My friends went down the wrong path, and I stayed on the right path. Seeing people struggle. But it just gave me that hunger to make it out."

He didn't need more fuel. But NFL teams delivered it to him, 33 gallons worth.

"A team gave me a chance, and that was the Chargers," Hill said. "They believed in me and drafted me. All I can do is take advantage of the opportunity and make the most of it and prove the doubters wrong."

There were famously six quarterbacks drafted ahead of Tom Brady in the 2000 draft. They became known as the Brady 6.

Brady had it easy, though. He only needed to remember six names.

Hill has to memorize 33.

That's a lot.

"I know," Hill conceded. "But I'll remember that number 33."

RAYSHAWN JENKINS

Chargers like idea of moving safety Rayshawn Jenkins all over the field

By Jeff Miller
Los Angeles Times
August 20, 2020

He finally emerged last year, Rayshawn Jenkins becoming the Chargers' starting free safety in his third NFL season.

Coach Anthony Lynn credited Jenkins for playing at an "elite" level at one point and then, on a recent podcast, said Jenkins finished the season among the league's top five at the position.

A fourth-round pick out of Miami in 2017, Jenkins promised Thursday that he isn't done climbing.

"I haven't hit my ceiling yet," he said. "I'm still going up."

To aid in his continued ascension, Jenkins said he spent the offseason adjusting his diet, and eliminating fried foods, pasta and rice. He said he dropped his body fat percentage into single digits.

Not that it was easy, particularly for someone born and raised in Florida.

"I'm a Southern guy," Jenkins said. "So, any time you threw some rice with gravy in front of my face, it was over with. That was going down."

Defensive coordinator Gus Bradley has suggested the Chargers could increase Jenkins' responsibilities this season, positioning him at times closer to the line of scrimmage in part to take advantage of his skill set.

Bradley said the adjustment, which would happen only in certain sub packages, also would allow Jenkins to combat the repetitive nature of backpedaling on every snap.

"The biggest battle he has to fight back there is getting bored, just doing the same thing over and over again," Bradley said. "It can get monotonous. We're trying to do some different things with him just to keep him on edge."

Said Jenkins: "It can get, I wouldn't say boring sometimes, but boring sometimes. At the end of the day, you can't get bored with it because you got some elite players in this league ...

"I'm excited about it, just getting to move out of the post, that stationary post position. I should be able to show more of my ability. It will be cool to see how it evolves."

TYRON JOHNSON

Chargers WR Tyron Johnson, ex-Warren Easton standout, returns to Superdome after dazzling NFL debut

By Rod Walker
The Times-Picayune (New Orleans, La.)
October 9, 2020

It was just the fourth play of the game.

But for Los Angeles Chargers receiver Tyron Johnson, it was so much more than that.

It was the first play of his NFL career.

When you spent the previous year bouncing around from one practice squad to another, moments like this mean everything.

Especially for a kid who grew up in the Calliope Projects of New Orleans, where many didn't make it out to even get these chances.

And you just never know when or if the opportunity will come again.

So Johnson made the most of his on Sunday, when he lined up on the right side of the formation and darted right up the middle of the field past the Tampa Bay Buccaneers' secondary to haul in a perfectly thrown Justin Herbert strike for a 53-yard touchdown on his very first NFL reception.

"I waited all my life for that moment," Johnson said. "That's crazy. The route I took and the hard work I had to put in, it was an unbelievable feeling."

It was Johnson's only reception of the day, coming about 24 hours after Chargers' general manager Tom Telesco pulled him to the side and told him he was going to be on the active roster. He'll be active again Monday night, Chargers coach Anthony Lynn said Friday.

"He's come a long way since he arrived here last year," Lynn said. "We just had a real honest conversation that a young man with his size and speed and skill set should not be bouncing around this league. He took it to heart. He's done some things in practice that really impressed. As soon as I got a chance to bring him up, I wanted to, and he produced."

As special as that first game was for Johnson, it likely won't compare to the second one.

The Chargers come to New Orleans on Monday night to play the Saints in the Mercedes-Benz Superdome, just a five-minute drive from Warren Easton High School where Johnson starred.

Johnson played his last high school game in the Dome in 2014, leading Easton to the state championship game for the first time since 1958. Easton lost that game to Neville, but that game and season helped lay the foundation for a school that has become a football powerhouse.

"I remember not holding up that trophy that day," Johnson said, "but I remember a lot of kids on our team signing to go to college. Then more kids after us started signing. That's the upside. Now Easton is pumping out D-I players. That doesn't happen if that team doesn't happen. To have been a part of that is special."

Johnson's long-winding football journey was just beginning. He was rated by some as the best wide receiver in the country when he signed with LSU. He played one season for the Tigers in Les Miles' run-heavy offense before transferring to Oklahoma State. His first reception at Oklahoma State, just like his first one in the NFL, went for a touchdown.

"It was just knowing where it was headed as far as them passing the ball," Johnson said about leaving LSU. "I felt like I couldn't waste my years, so I went to Oklahoma State. It worked out for me. I didn't put up the numbers at Oklahoma State I'm capable of putting up, and that wasn't in my control. But I just controlled what I could control. If I couldn't control it, I didn't stress myself about it. I could control my attitude. I could control my grades. Being on time. How hard I practiced. How I worked. Everything else like me getting targets, I couldn't focus on that. That's when I grew and really knew I could play. My numbers don't reflect the way I play, but I knew I could play. So let's bet on myself."

He did. With a year of eligibility left, Johnson opted to turn pro in 2019. But he didn't hear his name called in last year's draft.

He wasn't discouraged.

Adversity, you see, is nothing new to Johnson.

Johnson was in the eighth grade in 2010 when his big brother, Elie Billy, was killed, the victim of another senseless act of violence in New Orleans.

He knows big brother would be proud of how far he's come. So Johnson is just as thankful now as he was in his senior year of high school, when he had this to say about the people who helped keep him focused and on the right track.

"I'm very thankful," he said. "You know in New Orleans, you can be here one minute and gone the next. Especially when you look at what I went through."

So if he made it through losing a brother, he surely wasn't going to be discouraged by not getting drafted. The people close to him wouldn't let him anyway.

"He knew he could play," said his father, Tyrone Johnson. "I just told him to be patient and keep working. Your time is going to come."

Johnson signed as an undrafted free agent with the Houston Texans after the 2019 draft but was waived in August of that year. He then signed to the Buffalo Bills practice squad and lasted two weeks before heading back to the Texans for just two days. From there, he signed with the Carolina Panthers' practice squad, another stint that lasted just two weeks. Then he went almost two months without a team. He flew around for workouts with the Browns, Titans and Raiders to no avail.

On a trip to Denver to work out for the Broncos, he got a call from the Chargers saying they wanted to sign him.

He has been with them ever since.

"It was really just about staying positive," Johnson said. "I just tried to do stuff different and learn from the teams I was on and try not to make the same mistakes. Just learning the playbook and just staying at it. The Chargers were the first team that really gave me a shot. I was just on all those other teams, but I felt like I never had a shot on them. But now this is a team where I have a lot of opportunity."

His first real opportunity came Sunday.

His second will come in his hometown with the nation watching.

"That's an amazing feeling to be back home for a Monday night game," Johnson said. "That's something you dreamed of as a kid."

JOSHUA KELLEY

The persistent phone calls that saved Joshua Kelley's football career

By Daniel Popper
The Athletic
May 14, 2020

People told Joshua Kelley he was crazy. They warned him, said he was making a colossal mistake and doubted his skill, his conviction, his plan.

Really, it's hard to blame them. But they didn't know. They didn't see his vision. They didn't believe. They didn't understand or grasp the determination inside him that burned like a flame.

It was early 2017. Kelley had just finished his sophomore season as a running back at UC Davis, where he had a full scholarship. The Aggies, an FCS program, were undergoing a regime change, with new head coach Dan Hawkins taking over.

Kelley had his sights on greater heights. This was his moment.

"I've always had this internal drive, this competitive desire," Kelley said in a phone interview last week. "I always wanted to be playing among the Power 5 conferences."

Kelley was a two-star recruit coming out of Eastside High School in Lancaster, California. UC Davis was his only offer. If he didn't try to make the jump now, he never would.

So he did the unthinkable: He gave up his full ride and stepped into this new chapter, one full of blank pages.

"I just threw myself into this unknown," Kelley said.

The only problem? He had zero interest from any Power 5 programs. The situation was an unknown because he, largely, was an unknown.

"I wasn't a player who had a lot of hype," Kelley said.

So he had to create his own.

He looked up the phone number for UCLA running backs coach DeShaun Foster, a six-year NFL veteran, and called him.

Every day. For weeks.

This is what you need to understand about Josh Kelley.

"He's not going to be denied," Foster said.

In life. And on the football field.

"I called him Monday through Friday," Kelley recalled, chuckling, as he often does. "The five business days of the week, I was calling him. Some days he would answer. Some days he wouldn't. But he knew who I was. He got a clue because of the consistent times: 'Ah, this kid's calling again.'"

It wasn't just Foster who started identifying Kelley.

"The people in the office, the front-desk girls, they got to know his voice," Foster said. "So it was like, 'Josh Kelley for Coach Foster!'"

The conversations went about the same each day.

Kelley: "Coach, anything change? I want to walk on. Is there anything I can do?"

Foster: "I got nothing for you today."

Click.

Wait 24 hours. Do it all over again.

"He would message me on Twitter," Foster said. "He was calling the football office, and then we would call my personal office, too. So it was just how persistent he was about it."

Kelley, meanwhile, started questioning the path he chose — in between phone calls, of course.

"I was just sitting there like, 'Man, did I make the right decision?'" Kelley said. "You do doubt some things."

Kelley leaned on his mother, Jacqueline, during this time. She raised Kelley and his brother, Daniel, as a single parent. Kelley said he learned "discipline, hard work and accountability" from his mom, and this was one of those teaching moments.

"People were telling me, 'You're crazy. It's not something you should do. It's not smart,'" Kelley said. "But she supported me. She didn't tell me those things. She said, 'If this is really what you want to do, make sure you pray about it, put your faith in God, and go after it. You can't just dip your toe in there.' I had her."

So he persevered.

"The only other time I was getting recruited was when I was coming out of high school," Foster said. "And that's basically what Josh was doing. He was recruiting me, because Josh was calling every day."

Eventually Foster invited Kelley to a tryout camp over the summer.

"He just came out there and performed," Foster said. "The rest is history."

Kelley walked onto the UCLA squad, then coached by Jim Mora, but was forced to sit out in 2017 because of transfer rules.

He spent that season as the scout-team running back in practice.

Foster took notice.

"That's when you saw, 'OK, Josh is probably the best running back in our program right now,'" Foster said. "He sat that season, and then ran off two years of 1,000 yards."

Kelley rushed for 1,243 yards in his debut season of 2018 for the Bruins, including 289 yards and two touchdowns in an upset win over USC at the Rose Bowl. He followed that up with 1,060 yards and 12 touchdowns as a senior.

Then he heard his name called in the fourth round of April's NFL Draft, pick No. 112 to the Chargers.

Kelley was born in Inglewood, where the Chargers' new stadium soon will open. He moved to Lancaster when he was 4 years old, but made frequent trips to Venice to see his extended family. He's an L.A. kid through and through.

If circumstances allow it, Jacqueline will be in the stands at SoFi Stadium to watch him play this season.

"I'm so juiced about it," Kelley said.

Foster will be there, too.

"The one thing Josh has is consistency," Foster said. "He's going to be the same guy every day. That's huge in the NFL because you're always on display. That's one thing that he's going to do. He's going to show up every day."

Or call you every day.

Whatever is necessary.

TY LONG

Ty Long's Leadership Has the Attention of Teammates, Coaches

By Chris Hayre
Chargers.com
October 2, 2020

Ty Long was kicking and punting for the BC Lions of the CFL in 2018 — a long way from Los Angeles.

A scouting trip to Canada by general manager Tom Telesco led to Long joining the Chargers. He's quickly become one of the best punters in the league, with a booming kickoff leg to boot.

But it's Long's combination of toughness and leadership — both on and off the field — that prompted his teammates to vote him as a 2020 team captain.

"Ty's a leader," head coach Anthony Lynn said. "And guys will follow Ty. He will hold people accountable and that is unusual for a punter."

Long has been at the forefront of the social justice conversation within the team. When the Chargers cancelled their scrimmage at SoFi Stadium on Aug. 27, Long spoke to NFL Network alongside running back Justin Jackson about what he believes needs to change in society.

"We need less followers and more leaders," he said. "It's time to step up. When you know something's wrong, let's point it out and be better."

Since that day, Long said he's in weekly meetings with Lynn and several of his teammates to discuss how they can enact positive change. He's also doing his part to enhance the lives of children with special needs.

For every punt that's downed inside the 20-yard line this season, Long is pledging \$50 to Special Olympics.

KENNETH MURRAY JR.

Kenneth Murray is more than just the 'next man up' for the Chargers

By LZ Granderson
Los Angeles Times
October 23, 2020

"Next man up" is a common phrase heard around the NFL but for a Chargers squad that finished last season with the third most injuries in the league, it's damn near the team slogan. Unfortunately for coach Anthony Lynn, this season started with more of the same as another preseason injury to a key player forced him to lean on a rookie more than expected.

But so far, the kid has risen to the challenge and, no, I'm not talking about quarterback sensation Justin Herbert.

I'm referring to linebacker Kenneth Murray, who is shouldering more than originally planned because of the season-ending knee injury to defensive star Derwin James. And just as fellow first-round pick Herbert has given fans hope for the future, Murray also has shown promising flashes.

"My main focus is to get better every week and as long as I keep doing that, I think I can reach the goals I have for myself and the goals we have as a team," said Murray, the Chargers' second-leading tackler. "It was a blessing [knowing the Chargers traded up to draft him]."

"I didn't really communicate a lot with them during the draft process, so when I got that phone call it was definitely a bit of a surprise. But it's one I was so grateful for knowing they believe in me that much. I owe them my all ... to go out there and play elite defense and be that guy in the middle."

Lynn credited Murray for his ability "to pick up all of the little integral parts of the defense and being able to stand in front of the group and call the play" despite a lack of a preseason.

"We ask a lot of our linebackers ... he has a lot on his plate but I like the way he handles that," Lynn said, adding the enthusiastic Murray occasionally beats him to the facility in the morning. "He hasn't been as impactful as his skill set may say he would have been, but he's just touching the surface right now. And despite being all of that he's still the second-leading tackler on the team. He's going to be an outstanding player."

With four consecutive losses — all by a single score, including two in overtime — this off week could not have come at a better time for Lynn and company, especially mentally. The disappointment of blowing back-to-back 17-point leads to future Hall of Famers Tom Brady and Drew Brees can be taxing. And then there's the heartbreaker against Kansas City, a game they didn't trail in until Harrison Butker's game-winning 58-yard field goal with 1:55 remaining in overtime. Even for someone as optimistic as Murray, a string of those kind of losses can follow you long after the final whistle.

"We came in there with a really good game plan," he said about the matchup against the champs. "We had the right mentality. We just got to be able to get that win late in the fourth quarter. It was good to go out there and compete against those guys, but we're definitely not satisfied with just competing. We want to win those games."

Lynn agrees.

"It's frustrating because we knew this stretch was going to be a little rough, but I do believe we should at least get two out of three," he said. "So I spend a lot of time self-scouting, looking at us and what we can do differently."

"And [Murray] is one of those players we're looking at to help get us over the hump."

That's a lot of pressure. But as the saying goes, pressure will either grind you into dust or turn you into a diamond, and for Murray — more often than not — it's been the latter.

For example in July 2019, while driving home from church one night, he came across a woman who was lying on the sidewalk unconscious, not breathing and bleeding from the head. A friend of the woman arrived shortly before Murray did and was desperately trying to wake her up. That's when Murray, who had received CPR training at church, sprung into action. He was able to revive her. And then as with any unassuming hero, he left once paramedics arrived.

"I thought I got away without anyone seeing me," he said. "Three days later I was sitting at my locker after practice and our media relations guy came up to me after practice and asked if I had given anyone CPR lately. It just so happens a kid from the student newspaper was driving by while all of it was going on."

It wasn't just one budding journalist, but a car full from the OU Daily. They were driving home from dinner and stumbled upon the scene.

"Our design editor immediately spots Kenneth's girlfriend, which makes me think that means Kenneth is around too," according to Caleb McCourry, the paper's sports editor. "Sure enough [Kenneth] was performing CPR on an unconscious woman. I knew it was him right away. Hard to miss a varsity linebacker of his size."

"He just took off when the lady was put in an ambulance and OK. He's a real humble guy and didn't want anyone seeing him there. This was right outside the Duck Pond parking lot next to Gaylord Stadium."

Being there for others is something his parents — father a pastor, mother a retired police officer — instilled in him early. His three adopted siblings are all special needs and he was relied upon for help.

"It definitely makes you grow up fast," he said. "That turned out to be a good thing because you have to be a mature player in order to be someone the coaching staff and your teammates can depend on."

And as far as having a mother who was in law enforcement during this unique time in American sports ...

"There are good cops out there, but there are also bad cops out there," he said. "That's one of the biggest things I've seen from having my mom be a police officer. In fact, she struggles with it herself and she gets angry when she sees some of the things police officers do that are not right."

"I'm a guy who stands for what is right and stands against what is wrong. I'm going to fight against social injustice and join with my brothers and sisters around the country in the fight for equality."

Considering he's still about a month away from turning 22, Murray is similar in age to many grass-roots leaders I spoke with who are organizing protests around the city. So it makes sense he would care about these issues as passionately as he does.

Just as his impact on the team makes sense.

The Chargers moved up 14 spots to get him. NFL draft expert Mel Kiper listed him as one of his instant impact players after the draft, following a career at Oklahoma where he collected 335 tackles and nine sacks in three seasons. Now the Missouri City, Texas, native hopes to continue that success for a team that is high on moral victories but only has one actual one.

"When I first came in, [James] kind of took me under his wing and let me know different things about the team and how to be a great player," he said. "So when he got hurt that was definitely a blow. He's a difference maker. But you always know [getting hurt] is part of the game. So, it's next man up."

Yes it is, Kenneth ... yes it is.

Kenneth Murray Jr., 'glossy' legs and all, is the Chargers' new man in the middle

By Jeff Miller
Los Angeles Times
September 9, 2020

The Chargers enter the 2020 season deep at linebacker. Deep, and descriptive.

Though official NFL records are sketchy regarding such matters, this is believed to be the only team in training camp that featured one linebacker referring to another linebacker as "glossy."

That's the word Drue Tranquill said he used with teammate Derwin James in a conversation about Kenneth Murray Jr.

"This guy looks like he could be a bodybuilder with those legs, huh?" Tranquill said he told James during a walk-through. "Just all glossy, man, those things are massive, like redwood trees."

Murray made a first impression a memorable one for the Chargers, the team that in April traded into the first round to draft the former Oklahoma linebacker 23rd overall.

Back in the spring, he promised to bring size and speed to a defense trending toward younger contributors and more athleticism. And that's precisely what Murray — all 6 feet 2, 241 pounds of him — delivered when summer arrived.

"I've seen potential of a great player," defensive end Melvin Ingram said. "He's got instincts. He's physical. He can run. He's going to be a special player in this league, in due time."

Murray amassed 335 tackles — 37 of them for lost yardage — in three years at Oklahoma. He built his game and his name on being able to run from one sideline to the other in pursuit of the football.

The Chargers were so excited to have the opportunity to add Murray that coach Anthony Lynn's voice was audibly heightened during a session with reporters on the first night of the draft.

"He's definitely going to be a physical presence out there," defensive coordinator Gus Bradley said. "He's a run-and-hit guy. Things come natural to him. He understands leverage. The speed of the game ... I think he's adjusting well to that. He's progressing nicely."

Murray was with the No. 1 defense in late August when the Chargers staged their main full-team scrimmage. He started in place of returning veteran Denzel Perryman, who was dealing with a physical issue.

Regardless of how he gets on the field, Murray figures to play plenty as the franchise's most anticipated defensive rookie since James, who emerged in 2018 to become an All-Pro and one of the game's most versatile safeties.

"Things come pretty easy to him," Bradley said of Murray. "If he makes a mistake, he understands that pretty quickly, what he did wrong and what he needs to do to fix it."

The Chargers have become known for building positional versatility on defense, from linemen who can play inside and outside to cornerbacks who can line up on the perimeter or in the slot.

But with Murray, they decided to have him concentrate on middle linebacker during his first NFL training camp, as several fellow linebackers shuffled around.

The idea was to allow Murray to attempt to master one position, and also putting him in a spot where he could most influence the game.

"I think it's smart on their part to just allow me to focus on one position ... " Murray said. "I feel myself playing extremely fast. I think there's definitely a level I can get up to even more. I'm focused on getting to that point."

Turns out, the spot Murray can have his greatest impact — not surprisingly — is directly in the middle of the field, the middle of the defense, the middle of everything.

Bradley explained that starting Murray there permits him to run either right or left, based on what he reads up front. He can first use his speed and then his size to disrupt the offense.

"It appears that he has both," Bradley said. "Now, it's just putting it together and recognizing things."

As a middle linebacker, Murray also often will be responsible for calling signals on the field. The assignment asks for a maturity some rookies might not possess. But Murray is the sort of rookie who took part of the first money he earned as a professional to buy his parents a house.

"You got to be mature because ... you run the huddle, you run the defense really," Ingram said. "You get us lined up. You tell us what the call is. So you have to be mature."

Said Lynn: "I have no problem with him and his maturity and handling that role. He definitely has a presence. He's been a captain. He's been a leader his whole life."

Murray certainly has the body of a grownup and the game to match. His addition is one reason Bradley called this group of linebackers "the strongest" he has had in his four seasons with the Chargers.

In recent years, injuries have decimated the group, particularly in 2018 when Bradley was forced to rely heavily on defensive backs, often employing seven at once.

That shouldn't be an issue in 2020, thanks in part to Murray, who dealt with a minor injury in training camp but appears healthy now after missing some time.

"I hate being out," he said. "I hate being away from the guys. I feel out of place when I'm not in the game. Not being able to participate and standing in the back ... It hurts me. It hurts me because I'm all ball."

'It drove me' — How Kenneth Murray turned his bold prediction into reality

By Daniel Popper
The Athletic
August 7, 2020

On Jan. 10, 2017, Kenneth Murray tweeted a bold proclamation.

At the time, Murray was a three-star linebacker recruit who had committed to Oklahoma a few months prior. Bob Stoops' coaching staff, including Tim Kish, the inside linebackers coach who recruited Murray out of Houston, knew Murray had significant potential. But he was raw. He had plenty of work to do to simply earn a starting job in Norman. Reaching the NFL? As a first-round pick? No one was predicting that kind of leap this early.

Except for Murray, that is.

People learn quickly when they spend time with him.

"He's very strong-minded," Kish said this week in a phone interview with *The Athletic*. "He's very strong-willed."

A little more than three years after that tweet, Murray's prophecy came true. The Chargers traded back into the first round in April to draft Murray 23rd overall.

Murray's only mistake was the position he forecasted. The Oklahoma staff saw pass-rushing potential in Murray, but they felt like playing him at the line of scrimmage would detract from his greatest attribute: his relentless and violent pursuit of the football.

"You don't want to slow a guy down who has that type of mentality," Kish said.

When NFL commissioner Roger Goodell announced Murray's name during the virtual draft, he became the first Oklahoma linebacker to be drafted in the first round since Jackie Shipp in 1984.

That's an interesting nugget in its own right. But the more telling aspect is that Murray not only knew who Shipp was but also used Shipp's place in OU history as motivation during this college career — motivation to make his 2017 tweet become a reality.

"It drove me every day," Murray said the night he was drafted. "I wanted to be that guy to get OU back on the map defensively."

Shipp and Murray have never met, but they are inextricably linked. Shipp coached the defensive line at Oklahoma from 1999 to 2012. He groomed Gerald McCoy, who, before Murray, was the last OU defensive player to be drafted in the first round, in 2010.

"It would be more of a spiritual connection," Shipp, who now coaches at Nevada, said of Murray in a phone interview with *The Athletic*. "But he played at Oklahoma. So that's a brotherhood right there."

Murray has never tempered his hopes. He has always gazed farther than other players, dreamed bigger and expected more.

Kish remembers the first time he met with Murray, before the 2017 season when Murray was a freshman who had yet to play a collegiate game down.

"He came in with very lofty goals," Kish said with a laugh. "He wanted to be first-team All-Big 12. He wanted to be an All-American. And he did mention the fact that he wanted to play in the NFL."

"I smiled and I said, 'Well, we got a lot of work to do,'" Kish added. "But I never, ever want anybody to shortchange their goals. He was all about football. He loved the game."

Pretty much every Division I player has those goals and wants to reach the pinnacle of the sport. But to say it out loud, in the very first meeting with his position coach? That is what set Murray apart.

"That is unique," Kish said. "He was going to set that bar as high as he could set it. That's one of the beauties of the whole thing, is when you have that kind of mentality, the sky is the limit. And we just rolled with him."

"He had a list of goals that he was going to chase, and more power to him," Kish added. "I just wish I had all those guys thinking that way."

Murray earned a starting job at MIKE linebacker as a freshman, beating out several upperclassmen with playing experience. He finished with 68 tackles that season. The following year, he arrived on the national stage, totaling 155 tackles, including 12.5 for losses, and 4.5 sacks.

"It really came into fruition his sophomore year, about halfway through the season, and he just took off," Kish said. "We knew we had something special in him."

The Chargers feel the same way. Head coach Anthony Lynn called him "one of my favorite players in the draft."

For Murray, this is one dream achieved. You can be sure he has compiled a new set of goals. With a spotlight on him now, he likely won't tweet them out. But they are there, pushing him further, lifting him to excellence, resting, always, on the horizon — in sight, but far enough away to make clear the effort necessary to get there.

Shipp paved the way for Murray when he was drafted in the first round in 1984.

The last OU linebacker to make a Pro Bowl was Jerry Tubbs in 1962.

There is more history to be made.

"You never know who might be watching you and what might come of it," Shipp said. "I hope he has a great, outstanding career."

Kenneth Murray Jr. faced childhood challenges that made him a man on the field

By Mike Digiovanna
Los Angeles Times
April 14, 2020

Kenneth Murray Jr. used his combination of size, speed, athleticism, instincts and tenacity to develop into a 6-foot-2, 241-pound tackling machine at Oklahoma and one of the top two inside linebackers, along with Louisiana State's Patrick Queen, in the upcoming NFL draft.

Murray does not take any of his attributes for granted. When Kenneth was 11 years old in Missouri City, Tex., his parents — Kenneth Sr., a Baptist pastor, and Dianne, a retired police officer — adopted three children with chromosomal disorders.

Nyia, now 19, can speak and is relatively independent, but she reads at an elementary school level. Lenny, now 14, and James, now 11, are non-verbal and significantly undersized for their age. Lenny is confined to a wheelchair.

"One of the big lessons I learned is to be grateful for life, for the ability I have, for being able to function properly, to be able to speak," Murray, who also has a younger biological sister, said at the NFL combine in February.

"It makes me want to go out there and give my best every time, because literally, on an everyday basis, I see my two little brothers who can't do what everybody else can do. So I try to take advantage of every opportunity."

Murray, a three-year starter at Oklahoma, accumulated 78 tackles and earned co-Big 12 defensive freshman of the year honors in 2017. He racked up 155 tackles, including a school-record 28 in an overtime win over triple-option-running Army, and garnered second-team all-conference honors in 2018.

He was a first-team All-Big 12 pick and third-team All-American last year, when he had 102 tackles, 17 for lost yardage, four sacks and four pass-breakups for the Sooners, who went 12-2 and lost to LSU in the national semifinals.

Murray was one of Oklahoma's most diligent and hardest-working players. He watched five or six hours of film a day and arrived at the school's football facility at 5:45 a.m. Monday through Thursday.

"The only reason why I'm not there on Friday is because we practice on the mornings on Friday," Murray said. "I think my passion for the game is something you're going to see a lot when you watch me play ball."

That Murray is a natural leader, a player who made defensive calls and checks in all three college seasons, and has a reputation as a good teammate is no surprise.

The oldest of five children in his family, Murray assumed many care-giving responsibilities for his adopted siblings, shuttling them to and from doctor's appointments and helping with household chores. As a teenager, he worked as a counselor for kids at a church community center.

"I tell people all the time that I feel like I raised three kids already," Murray said. "That's pretty much how I came up, who I am. It was a very unique situation. I think that's one of the biggest things I learned, just how to be truly selfless and to be able to help."

DONALD PARHAM JR.

Tight End Donald Parham Jr. Looks to Bring Big-Play Ability to Bolts

By Chris Hayre
Chargers.com
August 28, 2020

In an abbreviated 2020 XFL season, Donald Parham Jr. was among the league's dominant players.

In five games with the Dallas Renegades, the 6-foot-8, 260-pound tight end was tied for fourth in receptions (24), second in targets (43), third in receiving yards (307) and tied for second in touchdowns (4). After a couple of stints on NFL practice squads in 2019, Parham Jr. is back in the league looking to recreate some of that XFL magic with the Chargers.

"It definitely set me up with the confidence to play with higher-level guys," he said of the XFL. "Especially because a lot of the people in the XFL were either ex-NFL players or a lot of guys from bigger schools that didn't quite get the opportunity, but they got that opportunity."

Parham Jr. played college football at Stetson University in DeLand, Fla. — an enrollment of just over 4,000 students. In 30 games, he finished his career as the school's all-time leader in catches (180), receiving yards (2,591), and receiving touchdowns (20). Those eye-popping stats earned him an invite to the 2019 Senior Bowl.

"I was really surprised Donald didn't get drafted a couple of years ago just because he has rare traits," Senior Bowl Executive Director Jim Nagy said. "When you're a scout, you're always looking for things that differentiate you from other players."

Nagy said that Parham Jr. has the wingspan of someone who is approximately 7 foot 1 coupled with a 36-inch vertical jump. That makes for what he called a "rare" and "unusual" catch radius.

Hunter Henry praised Parham Jr. last week for his play so far in training camp, adding that "he has a lot of talent" and "can move really well, too, for how big he is." That encouragement from the Chargers starting tight end hasn't gone unnoticed.

"Hunter Henry's definitely been a great mentor to me," Parham Jr. said. "He's always keeping me uplifted during practice and making sure that I get it in my head that I can do this. He's definitely helped me along the way throughout this whole camp experience."

At 23, Parham Jr.'s early football journey has been filled twists and turns. When asked if he ever thinks about the trajectory of his career and where it can go, he quickly responded.

"Yes, I absolutely do," he said. "Because I never want to plateau. I always want to keep on the steady increase in terms of leveling up my game as well as my career. So, I'm definitely focused on not stepping back, but always taking a step forward."

JOE REED

Reed makes his NFL debut

By Titus Mohler
Charlotte (Va.) Gazette
September 16, 2020

Sunday, Sept. 13, was a momentous day for Joe Reed, his family, friends and all of Charlotte County.

Reed, who grew up in Charlotte County, made his debut in the National Football League.

It was an occasion that had been intensely anticipated ever since Reed was drafted in the fifth round by the Los Angeles Chargers back in April.

And likely to no one's surprise in Charlotte County, Reed did not simply show up for his first NFL game. He made a play that proved key to helping the Chargers win.

With L.A. trailing 13-7 to the host Cincinnati Bengals late in the third quarter, Reed, with his signature, assured stride, took his first-ever kickoff return 46 yards to give the Chargers offense excellent field position. It set up L.A.'s only touchdown of the game — a 5-yard run by rookie running back Joshua Kelley.

The extra point tied the game at 13-13, and the Chargers went on to win 16-13 at Paul Brown Stadium in Cincinnati.

Sunday's game was unusual because due to safety regulations related to the COVID-19 pandemic, the Chargers and Bengals had to play in an empty stadium. Additionally, it was the first playing time either team had seen since last season because the 2020 preseason was canceled due to the pandemic.

However, none of this changed the fact that the game in Cincinnati was a genuine NFL game, Reed's first, and he described what it was like being out there.

"Man, it was definitely a dream come true," he said. "I got off the bus thankful, just thinking about my journey getting to this point. Regardless of not having a preseason and not having fans (in the stands), I just let my drive and hard work take over to get me to this point. So, I'm definitely thankful (for) being in this situation and excited moving forward."

He said his first time on the field in Sunday's game was as a member of the Chargers' special teams for a punt in the first quarter. He estimated that for the game, he had eight on-field appearances with special teams and about the same amount with the offense.

Not lost on Reed is the significance of his football journey that has gone from Charlotte County youth league play, to Randolph-Henry High School, to the University of Virginia to now the highest professional level possible.

"That's something I think about every day, especially talking to former teammates and talking to my friends back at home," he said. "We actually talk about that a lot. I was actually just talking to one of my old teammates about practicing behind the (Early Learning Center) ELC, playing for the (Charlotte County) Patriots."

Reed heard a good bit from his friends back home in Charlotte County after Sunday's game.

"I have a great, great amount of support back home, especially from my former classmates," he said. "They text me before and after the games, and that really helps me a lot, just them reaching out to me."

Reed's family members were not at Sunday's game in person due to the COVID-19 regulations, but they were definitely tuned in back at home, and he talked to his parents right after the game.

"I sent them a couple pictures of me in the uniform, and they're super proud of me too," he said.

His father, Carlton Reed, described Sunday and seeing Joe out on the NFL gridiron for the first time as overwhelming.

"It was a day off for me, but I actually went to work to keep my mind occupied till game time," he said. "I know when the boys were home, that was the thing on Sundays — we'd get to church and be looking at our clock, because (we) can't wait till service is over to go watch the games. I've got a child that's in the NFL now, so the anticipation was overwhelming."

"And as far as watching the game, I watched it like if it was anyone else out there," he said. "I'm not much of an outside cheerer, but I expressed myself inside. I was very happy. I'm very pleased to watch him out there doing something that he dreamed of. Everything's coming together for him." During his press conference Monday, Chargers Head Coach Anthony Lynn gave his appraisal of Joe Reed's first performance, showing some tough love but dwelling more on Reed's positives and promise.

"I don't like the fact that he ran out of bounds on his own and he created a penalty on special teams," Lynn said. "But the one kick return that he had, that's what Joe can do. We needed that field position, and he put the offense in great shape to put points on the board."

The coach noted Reed is a threat on special teams.

"We want to get him more involved as he grows in this offense, doing some special things," Lynn said. "We love Joe as an athlete, but right now, his primary role is going to be three core special teams guy and backup receiver, and the guy can play some running back as well. Love his versatility."

Chargers hope fifth-round pick Joe Reed will break their kick return TD drought

By Daniel Popper
The Athletic
May 18, 2020

Ricky Brumfield was hired as Virginia's special-teams coach in January 2018, and his first order of business was watching every special-teams snap from the previous season. He took notes on his new players and began to mold a plan for the future. During this film marathon, a kickoff return from the Cavaliers' 40-36 win over Georgia Tech popped up on the screen.

A jolt of excitement hit Brumfield as he saw No. 2, Joe Reed, then a sophomore, field the kick at his own 8-yard line, surge through a hole, keep his balance as he collided with one of his blockers, cut to his left, explode down the sideline and win a race to the goal line.

"Yeah," Brumfield remembered thinking to himself. "We got somebody."

He was correct. That was the first kickoff-return touchdown of Reed's college career. He added another later in that 2017 season in a bowl-game loss to Navy, and he took three more kickoffs to the house in his two seasons playing for Brumfield, including a 100-yarder against William and Mary in September.

Reed's five total kickoff-return touchdowns are tied for the ninth most in college football history. He also ranks 10th all-time in kickoff return average at 28.7 yards per return.

He was one of the most prolific kickoff returners the college game has ever seen. And this specific skill appealed to the Chargers as they decided to spend their fifth-round pick, 151st overall, on Reed in last month's NFL Draft.

"It's really just the combination of my size, my speed and my vision," Reed said. "Just being fearless when I'm back there. Catching the ball and going. Not trying to make too much happen or make too many guys miss. Try to break tackles and hit the seam and go."

Consider this: The Chargers haven't returned a kickoff for a touchdown since Tom Telesco took over as general manager in 2013. They are one of five teams without a kickoff return TD during that span. The Chiefs have five.

Desmond King, of course, has provided some juice on punt returns, taking two back for touchdowns, one in each of the last two seasons. But the Chargers haven't recently featured a genuine difference-maker on kickoffs.

Reed, they hope, will be that player. He certainly fits the prototype at 6-foot and 224 pounds with 4.47 speed.

"He is more powerful than people expect, and he's faster than people think he is," Brumfield said. "Being a kick returner, you have to make somebody miss, and he did that on a consistent basis. The first person very, very rarely tackled him. He always ran through arm tackles, and if he ever got in the open, he never got caught. It was always bye-bye."

Reed has been saying so long to kickoff coverage defenders since he was in Pop Warner.

"I honestly don't remember my first one," Reed said. "There's been so many."

One does stick out in his mind, though. He was in eighth grade and playing for the junior varsity team at Randolph-Henry High School in his hometown of Charlotte Court House, Virginia.

On the opening kickoff of the first game of the season, Reed scored.

"Oh man, it's really hard to describe. Just all the adrenaline and, man, running the length of the field," Reed said. "Truly, it's so fun, and turning around and seeing your boys behind you celebrating. It really helps the momentum for your team, and that's really my favorite part about returning kicks, whether it's a touchdown or just a really good return."

Reed said the Bears' Cordarrelle Patterson (6-2, 238 pounds) and former Washington return specialist Brian Mitchell (5-11, 225 pounds) are two players he looks up to and watches their film.

Mitchell returned four kickoffs for touchdowns during his 14-year NFL career from 1990 to 2003. Patterson's seven kickoff return TDs are the third most in NFL history, trailing only Josh Cribbs and Leon Washington, both of whom have eight.

"We really like him in that position with his size," Telesco said of Reed. "(He is) 225 pounds, but he still runs very well and has a great feel for kickoff returning."

Anthony Lynn compared Reed to Cribbs and Brad Smith. He coached both while with the Jets. Smith, a college QB, had four kick-return touchdowns in his nine-year career and also filled a jack-of-all-trades role on offense.

The Chargers believe Reed has the versatility to be a running back/wide receiver hybrid in their revamped offense — with big-play potential.

"He fits that role where you can have a package for this young man each and every week that can extend two or three drives, or put points on the board," Lynn said. "Defensive coordinators, they have to be prepared for stuff like that. We needed a multi-threat like that. I felt like he was the guy."

The Chargers believe in patience with young players. There is a process, a rite of passage, to earning snaps. Start on special teams, prove your worth there, then graduate to offensive or defensive snaps.

That works just fine for Reed, who should make an immediate impact both as a returner and a coverage player.

He'll bring his "fearless" mindset to whatever the Chargers ask of him.

"It's just in my nature," Reed said.

ISAAC ROCHELL

Isaac Rochell sees his obligation as a pro athlete extend beyond the gridiron

By Jeff Miller
Los Angeles Times
May 29, 2020

He's up at 6 a.m. most days, pushing his 6-foot-4, 280-pound body through a lifting regimen inside a gym he has pieced together in his apartment complex.

And Isaac Rochell, defensive lineman with the Chargers, usually has a training partner, one who might seem unlikely: the team's placekicker, Michael Badgley.

"Obviously, I double the weight he's doing in everything," Rochell joked. "Despite him being a kicker, whatever that means, he's actually a really, really good person to work out with."

Badgley mans one of the most niche positions in all of sports, but he's known for his athletic ability. Growing up, he played lacrosse at a high level and also played hockey.

He and Rochell are good friends and neighbors in Huntington Beach, the two teammates spending more time together now given the restrictions of the COVID-19 pandemic.

The past several weeks have been a continuous series of adjustments for athletes all over the world. Rochell also moved to host a few of his fellow Chargers for workouts on the beach.

Defensive linemen Justin Jones and Jerry Tillery, linebacker Uchenna Nwosu and offensive lineman Trent Scott have joined him at different times for the twice-a-week sessions.

"Yeah, we do stand out," Rochell said. "It's funny because random people will come by and try to get in our workouts. We're like, 'Look, we're here to train, not to hang out.'"

With a notable increase in free time these days, Rochell has expanded in areas away from football too.

He recently started "Local Human," an apparel company designed to support various charities and serve the community.

For each T-shirt sold, the company sends a T-shirt to a local foster center. They also donate \$10 per shirt to a designated organization of the month. May's recipient is the American Foundation for Suicide Prevention.

"It started from quarantine," Rochell said. "We had tons of extra time. We also had this want to help people. I think a lot of people in the midst of this feel that way. We said, 'Let's start something to give people a chance to give back.'"

So he partnered with another neighbor, Trevor Beck. The two met because both are dog owners.

"When you're in quarantine and you have a dog and you're at the dog park all the time, those people sort of become your quarantine crew," Rochell said. "We spent so much time together that we decided to do something about it."

They originally planned to call the company "Six Feet Away," a nod to the guidelines of social distancing. But Rochell said they changed their minds because they didn't want to be forever linked to COVID-19.

Instead, he suggested "Local Human" since the name purposely excludes no one.

"Everybody's local to somewhere and everybody's human," Rochell explained. "It's just a very inclusive name."

This isn't Rochell's first venture into promoting a cause. After being a seventh-round pick out of Notre Dame in 2017, he started a campaign called "See You on Sunday."

That movement is designed to encourage people to stay off social media on Saturdays. The program grew from Rochell's own obsession with platforms like Twitter.

"I think I have an obligation," he said. "As a professional athlete, I have a voice. I have enough of a following to share a message. And I like to think I have the education and the mind to do these things."

"With all those things put together it seems like a no-brainer for me to be doing stuff like this. Some athletes would disagree. But, you know, I was fortunate enough to be put in this situation."

Chargers' Isaac Rochell lends helping hand while in quarantine

By Gilbert Manzano
Orange County Register
May 16, 2020

Isaac Rochell entered the NFL determined to use his platform to help people in need.

The Chargers' defensive end isn't a star player with a massive social media following, but that didn't stop Rochell from thinking big. He's an advocate for mental health and has devoted time for community work during his three seasons with the Chargers.

Rochell was ready to take the next step, but he didn't have direction until he met with leaders at Orangewood Foundation, a non-profit organization that provides services to former and current foster youth in Orange County.

The topic of donating used clothes was discussed and that stuck with Rochell.

"They told us they don't accept used clothes for foster youth," Rochell recalled. "Everybody deserves to have a new shirt and the lady said, 'Just because you have less resources and you're underprivileged that doesn't mean you should just always have used clothing.'"

Then it finally clicked for Rochell while in quarantine because of the coronavirus pandemic. He figured out how to help during a crisis and for the future.

Rochell co-founded Local Human last month with the intention of providing new shirts and funding for many organizations. The group of four had their employer identification number on April 4 and launched their first campaign a week later.

Rochell partnered with Meals on Wheels for the month of April. They sold shirts on the Local Human website, and for each shirt sold, \$10 went to Meals on Wheels, which amounted to three meals for elderly in need in Los Angeles County during the pandemic. Also, with each shirt purchased, a new shirt was donated to the Orangewood Foundation.

"They're packaged, printed on and they are brand new shirts," Rochell said. "I think that's really important to point out because everybody deserves to have a new shirt. ... We fell in love with what they were doing (at Orangewood Foundation), and we said, 'You know what, let's start right here in Orange County by supporting the Orangewood Foundation and hopefully we give them so many shirts that they can't even handle them.' Then we'll move on to the next one and then we can hopefully support on a more national basis for foster centers around the country."

One month after forming Local Human, Rochell assisted with 600 shirts sold and \$6,000 raised for Meals on Wheels. That amounted to 600 wellness checks and more than 1,500 meals. As of Friday, Local Human had funded \$10,510, according to its website.

Local Human partnered with the American Foundation for Suicide Prevention for the month of May. They're following the same model of \$10 donated along with a new shirt. They'll do the same in June with a different organization.

Rochell is in charge of outreach and planning, and his girlfriend, Alli Kucharczyk, is the designer for the shirts. Rochell also got his next door neighbor and teammate involved. Chargers kicker Michael Badgley helps with packaging the shirts.

"(Badgley) kinda got stuck doing that, but he loves it and supports it," Rochell said.

Rochell has played in every game for the Chargers the past two seasons. He has plenty of responsibilities on the football field, but he doesn't view his community outreach as extra work.

"It's fun for us," Rochell said. "It's sort of a challenge. I spend three hours a day lifting and stretching and taking care of my body, and then I have a whole lot of extra time to do things. So it was kind of the perfect storm for us to be able to sit down, figure out a game plan and organize everything. It's been really fun. There's been no stress. It's just been an enjoyable process where we can give back."

Last year, Rochell started his "See You on Sunday" initiative, a campaign to promote mental health while taking a social media detox.

Rochell is constantly looking for ways to help because he feels it's an obligation as an NFL player. But it's become more than an obligation. He's found a passion.

"This is definitely a long term thing," Rochell said. "I think what we've done, because we've had so much time, we've built a really good infrastructure, and we feel good about that and we think it's going to help us a lot moving forward."

TYROD TAYLOR

Tyrod Taylor ready to start Chargers' hopeful march to playoff spot

By Jeff Miller
Los Angeles Times
September 9, 2020

He signed a two-year contract in March of 2019 to join a team with a starting quarterback expected to last at least two more years.

Tyrod Taylor walked into his introductory news conference two days later and announced he would do whatever was asked of him to help make the Chargers better.

"I didn't think too much into the future when I made that decision," Taylor recalled Wednesday. "I just thought about what was right for me. ... I felt that coming out here to L.A. was the best fit in my career at the time."

That notion of "best fit" takes on added meaning as the Chargers turn their offense over to Taylor, who, on Sunday, will end Philip Rivers' streak of consecutive starts for the franchise.

But everything changed when the Chargers stumbled to a 5-11 finish, Rivers struggling mightily en route to throwing 20 interceptions.

In February, he and the team decided to end their relationship, opening an opportunity for Taylor to start for the first time since early in the 2018 season, when he was with Cleveland.

"I'm very hungry," Taylor said. "I'm excited to lead this group of men but, at the same time, be able to show what I can do. I know what I'm capable of doing. My teammates know."

Taylor, 31 and entering his 10th season, started three games for the Browns before suffering a concussion and being replaced by Baker Mayfield. He has thrown only seven passes in NFL games since.

His teams are 24-21-1 in his 46 career starts, the first 43 coming with Buffalo, where he was paired with Chargers head coach Anthony Lynn, who was then a Bills assistant.

"I'm excited to see him play," Lynn said. "Our guys really trust and believe in him. I'm just excited for the young man because he's very persistent. He's very patient. He's waited for his turn."

Rivers was the Chargers starter from the 2006 opener, a string of 224 games in the regular season, 235 counting the playoffs. When the streak began, Morten Andersen was still in the NFL. Today, Andersen is 60 years old.

On Sunday in Cincinnati, Taylor will become the first quarterback other than Rivers to start for the franchise since Drew Brees in the 2005 finale.

The game will mark the latest awaited opportunity for a 2011 sixth-round pick who spent four years with Baltimore before being given a chance to start in Buffalo.

"When it comes to my football career," Taylor said, "I've just had to work for everything, like a lot of guys in that locker room and across the league."

Against the Bengals, he'll be backed up by Justin Herbert, the No. 6 overall draft pick in April. With the preseason canceled because of the COVID-19 pandemic, Herbert's only action as a pro has come in practice.

Still, the Chargers are ready to enter the regular season with the rookie on their game-day roster over Easton Stick, a 2019 fifth-round pick who never has been active for a game.

"He's our No. 2," Lynn said of Herbert. "If something happens, he's in."

But for now, this is Taylor's job and his team, the long-recognized leader officially named a team captain Wednesday.

Just like two years ago, Taylor will open the season as the starter as his team's first-round rookie quarterback preps just off stage.

"It doesn't add any extra pressure," Taylor said. "Me and Justin, as well as Easton and the whole quarterback room, we have a great relationship. We all teach each other."

Tyrod Taylor eager to prove he's more than a bridge quarterback for Chargers

By Jeff Miller
Los Angeles Times
August 16, 2020

He completed only four of 14 passes, was sacked three times and — on the play before being knocked out of the game because of a concussion — drew a penalty for intentional grounding.

The performance was so epically awful that, nearly two years later, Tyrod Taylor is still trying to bounce back, this career-long underdog again driven to prove he really can be a dawg.

"It was just such an abysmal performance that I think people have him figured all wrong now," ESPN analyst Rex Ryan said. "Everybody has bad games. It's just that nobody forgives Tyrod for that game."

This is the Chargers' new projected starting quarterback and that was his most recent start. On Sept. 20, 2018, on a Thursday night against the New York Jets, Taylor helped sink the Cleveland Browns into a 14-0 hole just before halftime.

The franchise hadn't won in 19 games and 635 days, and five months earlier had invested the No. 1 overall pick in Baker Mayfield.

Just a couple hours later, Mayfield had lifted Cleveland — and the success-starved Browns masses — to a stirring 21-17 victory sealed in the final two minutes. That buried Taylor in Bakermania, a fate from which he finally is poised to emerge.

But it took changing teams in free agency in 2019 and the shockingly sudden breaking of the once-forever bond between the Chargers and icon Philip Rivers to make it possible.

With the team set for training camp practice this week, Taylor is back as a starter ... and the man who gave him his first NFL start is convinced everything will work out this time.

"People are going to be stunned at how well Tyrod plays," said Ryan, who coached Taylor for two seasons in Buffalo. "I think he's a starting NFL quarterback, period. And they're going to win. They're just going to do it differently than Chargers fans are used to."

Before looking at where Taylor and the Chargers might be heading, let's examine how the 31-year-old quarterback arrived here.

Taylor has started 46 games in a career that began with him sitting on the bench behind Joe Flacco in Baltimore for four seasons. As a rookie, he threw as many passes (one) for the Ravens as Ray Rice did. Rice played running back.

Cam Newton was the first quarterback drafted in 2011; Taylor was the next to last, going to Baltimore in the sixth round with the 180th overall pick.

The quarterbacks selected before him included Ryan Mallett, Ricky Stanzi and Nathan Enderle.

"I've felt that I've been underappreciated in the past," Taylor acknowledged. "But that has never moved my focus from going out and leading each and every week. ... Yes, playing with something to prove definitely motivates me, but it's not the only thing. I enjoy going out and leading the guys and doing whatever it takes to help the team."

Ryan said he first tried to acquire Taylor in a trade when he was coaching the Jets but was overruled by management. So it wasn't until March 2015 that the two teamed up, Taylor signing with the Bills as a free agent.

He would go 23-20 in his three years as their starter, helping the franchise end a 17-year playoff drought in 2017, the season after Ryan had been fired in favor of Sean McDermott.

Taylor proved himself to be an efficient passer and effective runner, something that will be a marked departure in 2020 for the Chargers, who, for nearly a decade and a half, knew Rivers wasn't running anywhere.

Taylor did all that, and did even more.

"I knew his skills, but what I didn't know about him is the kind of character he has," Ryan said. "This is a phenomenal person, a phenomenal teammate. He's willing to do whatever it takes for the team."

"I think he's so nice and such a good team guy that it hurts him a little bit. A lot of quarterbacks have that mentality like they're going into an old-fashioned western gun fight. Tyrod's got that inside, but he doesn't have it outside."

Taylor didn't allow himself to become a distraction after losing the starting job to Mayfield in Cleveland. When McDermott benched the Bill for a start in 2017, he said nothing that made screaming headlines.

But to understand how much the latter move stung — the Bills started Nathan Peterman instead, leading to his historically miserable five-interception game against the Chargers — Taylor still prefers not to discuss the episode.

His team-first attitude is as ingrained as his work ethic, and this is an athlete who, among other things, rises before the sun to work out, follows a demanding diet and watches video by the hour — all year long.

"It's refreshing to see someone so committed, who takes so much pride in not letting his teammates down," said Jeff Christensen, a quarterback coach who works with Taylor in the offseason. "It leaves you almost speechless. And all of it with Tyrod is genuine."

Rivers, who started every game for this franchise over the last 14 seasons, won 123 of those 224 consecutive starts. He also led the Chargers to five postseason victories, but only one since 2013.

He is a classic drop-back quarterback, known for daring to sling passes into narrowing windows that can offer big payoffs and massive pitfalls. Behind an injured and often-struggling offensive line last season, Rivers threw 20 interceptions.

In his three seasons as a starter with the Bills, Taylor never threw more than six. During 2019, Rivers threw six in December. This was after he threw seven over back-to-back games in November.

"He takes care of the football," Chargers coach Anthony Lynn said of Taylor. "That's the thing I like about him the most. ... I really believe you lose more games than you win. If you take care of the football, your chances are a lot better. At least that's what the analytics say."

Taylor's career interception percentage is 1.5. The list of other active quarterbacks with percentages below 2.0 includes Dak Prescott, Russell Wilson and Tom Brady.

Right tackle Bryan Bulaga spent nine seasons with Green Bay before signing with the Chargers in March. He said it was so rare for Packers quarterback Aaron Rodgers to turn the ball over that, when it did happen, the sight was jarring.

Rodgers, in 6,061 pass attempts, has a career interception percentage of 1.4.

"He knows what to do with the football," Bulaga said, speaking of Taylor. "That's a positive thing. To be quite frank, the biggest thing that kills teams in this league is turnovers. You turn over the football, bad things are going to happen." While Rivers is more apt to make mistakes, he's also more likely to produce results. Taylor never has thrown for more than 20 touchdowns in a single season; Rivers, as a starter, never has thrown for fewer than 21.

Rivers also has 70 career games with at least 300 yards passing. Taylor has one.

But with wide receivers Keenan Allen and Mike Williams, tight end Hunter Henry and running back Austin Ekeler, Taylor said this Chargers offense is more talented and experienced than any he had in Buffalo.

"There's going to be games and there's going to be situations where you have to take those risks and you push the ball down the field," Taylor said. "But there's also going to be times when you have to manage the game and understand you have a defense that's going to get you the ball back."

Among the talents Taylor does possess is an ability to throw the ball deep with precision. Lynn said he first noticed the skill when he was the running backs coach in Buffalo with Taylor under center.

Lynn explained that Taylor's touch on long passes is simply better than most quarterbacks. Particularly with Williams, the threat of firing deep at any moment should be very real for the 2020 Chargers.

Last season, Rivers frequently lofted high-arching hopes in the direction of the 6-foot-4, 218-pound Williams. The frequency with which those hopes connected was reflected in Williams' 20.4-yard-per-catch average, tops in the NFL.

"With the receivers that we have, 50/50 balls ... it's not on the 50/50 side if you're throwing it to Mike," Taylor said. "It's more on the 70/30 side or 80/20. And even with Keenan. Most of the time, he's going to win his match-ups."

That long-ball option plus protecting the football plus the ability to take off and run complete the snapshot of Taylor's game.

As for greater detail on that last quality, Taylor has rushed for 107 first downs in his career. Rivers has rushed for 74.

"Just hold the defense accountable for all 11 guys on the field," Taylor explained. "I think we have enough weapons on the offensive side of the ball for sure to be able to have a bunch of explosive plays."

So now it begins anew for a veteran quarterback again starting in front of a prospect in whom the team has invested a first-round pick.

As with Mayfield in Cleveland, Justin Herbert is expected to eventually take over the starting job.

Until then — and who knows when then might be ... a month from now, a year, somewhere in between — Taylor will be out to prove there's a dawg inside him and that dawg still has its teeth.

"I can't say I've been through it all on this journey of mine, but I think I've been through a lot," he said. "And I think those moments have definitely prepared me for the opportunity that I have now."

How Tyrod Taylor's Journey "BUILT HIM FOR THIS MOMENT"

By Hayley Elwood
Chargers.com
August 10, 2020

2020 marks quarterback Tyrod Taylor's tenth season in the NFL.

Though he hasn't started since 2018, he's going to get the opportunity to do so this year with the Bolts, one year after the team acquired him in free agency.

Having been in the system for a season, Taylor said the opportunity to get to start under head coach Anthony Lynn "means everything" as the two spent three years together in Buffalo.

"I respect coach," Taylor said of Lynn. "Of course, I worked with him in Buffalo and I was here last year. I respect him and I respect his leadership. I told guys on my first day out here that they have the right person for the job. I'm excited for the opportunity. I know what I'm capable of as well as my teammates. It's only a matter of time before we get to show the rest of the country what we're capable of as a team."

While he said there are similarities between the Chargers offense and the one he played in with the Bills, what excites Taylor is the talent surrounding him. His year in the system working with those guys certainly helps his rapport with them as does the opportunity he had to work out with them during the offseason. After all, building that camaraderie throughout the month of August is of the utmost importance given the absence of preseason games.

"We were able to keep some of the things in the passing game with the Chargers we were successful at last year and (in) years before," he said. "Of course, we have tremendous wide receiver ability and talent, so you want to keep some of the same things. Not to compare teams, the Buffalo team is very different from this Chargers team across the board. We have a tremendous group at the wide receiver position, tight end position and running backs. Just exciting. It's very similar, but different at the same time."

"You have a veteran receiver in Keenan Allen and an up and coming star in Mike Williams. Two tight ends that have experience. Of course, Hunter (Henry), being the guy who's very versatile. (Austin) Ekeler with a bunch of experience as well and JJ (Justin Jackson) who's bouncing back as well."

Tyrod Taylor: "I Know What I'm Capable Of"
Throughout his time in the league, Taylor's had his share of peaks and valleys, but he credits all the experience he's had for making him into the quarterback and person he is today.

He views 2020 and this opportunity as a fresh start, and is eager to take everything he's learned and experienced and mold it into his play as a Charger.

"I can't say I've been through it all in this journey of mine since I've been in the NFL, but I think I've been through a lot. I think those moments definitely have prepared me for the opportunity I have now. Backing up Joe (Flacco) in Baltimore, to also being on a Super Bowl-winning team. How that played out that year, and the leadership it took to get to that goal, to not making the playoffs the following year. To going to Buffalo to break a 17-year playoff (drought,) to getting traded (to Cleveland) the next year, and (then) ending up out here in L.A. I think a lot of those things have built me for this moment and I take those into consideration."

"It's a new year, it's a new beginning. But at the same time, you can learn from the past and continue to push forward and let it make you a better player. I think I've learned a lot from the people I've played with and the coaches I've been around, and I just add it all to my game."

JERRY TILLERY

Jerry Tillery's sophomore surge bolsters Chargers defensive line

By Gilbert Manzano
Orange County Register
September 24, 2020

COSTA MESA —The Chargers were often mentioned in recent seasons for having one of the best defensive lines in the NFL because of Pro Bowl pass rushers Joey Bosa and Melvin Ingram. But it wasn't known as the best, like the 2017 Philadelphia Eagles or last season's San Francisco 49ers.

Those memorable defensive lines led their teams to the Super Bowl because of depth. The Chargers haven't had that, but they were aware of the lack of production from interior defensive linemen and backup pass rushers.

The Chargers drafted defensive tackles Justin Jones (2018) and Jerry Tillery (2019) and this offseason signed two-time Pro Bowl nose tackle Linval Joseph. They also made former linebacker Uchenna Nwosu a full-time pass rusher.

The plan for depth took longer than expected, but the results are starting to show. The Chargers made Chiefs quarterback Patrick Mahomes look ordinary for three-plus quarters last week and gave Bengals rookie quarterback Joe Burrow a rough debut in Week 1.

Defensive end Isaac Rochell is thinking big after the early results.

"I just think we got extreme depth," Rochell said Thursday. "We have great players with great depth. ... I think having that much depth is rare and I think that much depth can lead to championships."

Two games into the season, the Chargers ranked second in quarterback hurries (19) and quarterback pressures (29). The Pittsburgh Steelers ranked first in both categories with 20 quarterback hurries and 40 quarterback pressures.

The emergence of Tillery this season has allowed Chargers defensive line coach Giff Smith to get creative with his in-game rotations. Tillery's versatility was supposed to give the Chargers depth last season, but the 2019 first-round pick struggled in his rookie season.

Tillery has had a sophomore surge, and he's producing in multiple positions with the starters and second rotation. Tillery has five quarterback pressures, three quarterbacks knockdowns, one sack and one blocked extra-point attempt.

"He's a scary, scary man," Joseph said Wednesday about Tillery.

The Chargers haven't missed a beat with their second defensive line unit of Tillery, Nwosu, Rochell and defensive tackle Damion Square.

Last week, Tillery saw many snaps with the starting unit. He might be asked to start Sunday against the Carolina Panthers if Jones isn't fully recovered from his shoulder injury.

Tillery struggled in his three starts last season. The Chargers aren't worried about him anymore.

"Super proud of Jerry," Rochell said. "He's a guy I've known now for years and he's just matured a lot. You continue to see that process here. The guy is killing it. ... I know he's going to continue to get better."

TRAI TURNER

Pro Bowl Guard Trai Turner Ready For 'Fresh Start' with Chargers

By Chris Hayre
Chargers.com
March 19, 2020

A 26-year-old offensive lineman with 80 starts, five straight Pro Bowl nods and a Super Bowl appearance on his NFL resume is switching teams – and coasts.

On Wednesday, the Chargers acquired guard Trai Turner from the Carolina Panthers in exchange for offensive tackle Russell Okung. A combination of youth and experience, Turner becomes a major piece to a new-look offensive line led by position coach James Campen.

"It's kind of like a fresh start," Turner said. "I get to be in a new facility, new teammates, new coaches, new city. I'm looking at it as like a rejuvenation of my football career."

Turner's credentials are as impressive as any O-lineman in the league. A third-round draft pick in 2014, the former LSU standout entered the NFL at 20 years old and started nine games his rookie season.

In 2015, Turner played 98 percent of Carolina's offensive snaps. The Panthers owned the league's highest-scoring offense (31.3 points per game) that season and went 15-1 before losing to the Denver Broncos in Super Bowl 50.

Browse through some photos of the Chargers newly acquired offensive lineman, Trai Turner, a five-time pro bowler who spent the first six years of his career in Carolina.

Leadership comes in multiple forms. Turner's accolades bring instant credibility to a unit that features several young players across the line, including Trey Pipkins, Trent Scott, Dan Feeney, Forrest Lamp and Scott Quessenberry.

"I firmly believe you lead by actions first," Turner said. "I plan to do that by leading with my actions first and foremost, and then see where it goes from there. I just want to come in and lead by example – do what I'm supposed to do in workouts, do what I'm supposed to do in the classroom, and most importantly, do what I'm supposed to do on the field."

Turner said he expects to start at right guard for the Chargers, the position he largely played during his six seasons in Carolina. He's already had a "good conversation" with Campen, who spent 11 seasons as the Green Bay Packers' offensive line coach before joining the Cleveland Browns in 2019.

"I'm excited about getting coached up by him," Turner said.

Sharing the field with explosive offensive weapons isn't new to Turner, either. He blocked for Panthers quarterback Cam Newton, helping him to win MVP in 2015. Last season, Christian McCaffrey had 2,392 yards from scrimmage and broke his own NFL record for catches by a running back (116).

Turner said he likes what he's seen from a Chargers offense that includes wide receivers Keenan Allen and Mike Williams, tight end Hunter Henry, and running back Austin Ekeler. He added that he's also heard positive things about quarterback Tyrod Taylor.

Still, with free agency in its early stages and the draft over a month away, the roster continues to evolve.

"Whoever may be back there, I'm just ready to do my job so everyone around me can shine – because when they look good, I look better."