

BALTIMORE RAVENS GAME RELEASE

UNDER ARMOUR PERFORMANCE CENTER | 1 WINNING DRIVE | OWINGS MILLS, MD

PH: 410-701-4000 | BALTIMORERAVENS.COM | TWITTER: @RAVENS

WORLD CHAMPIONS: SUPER BOWL XXXV (2000) & SUPER BOWL XLVII (2012)



BALTIMORE RAVENS AT L.A. CHARGERS

NFL WEEK 12 — SUNDAY, NOV. 26

[8-3] 8:20 P.M. ET — SoFi Stadium (70,240) [4-6]



QUICK HITS

- ✗ Winning five of their past six games, the Baltimore Ravens (8-3) travel to the West Coast for a battle with the Los Angeles Chargers (4-6) on NBC's Sunday Night Football (8:20 p.m. ET kickoff). At 8-3, the Ravens currently own the AFC's top record and No. 1 playoff seed.
- ✗ Baltimore stands atop the AFC North standings, while Cleveland is in second at 7-3. (The tight AFC North is the NFL's only division with each team sporting a .500-or-better mark, as Pittsburgh is 6-4 and Cincinnati is 5-5.)
- ✗ This marks the fourth time in Ravens history that they are 8-3 after 11 games of a season, also reaching that record in 2010, 2011 and 2021.
- ✗ Baltimore leads the regular season series vs. the Chargers, 8-5. Under head coach **John Harbaugh**, the Ravens are 5-2 vs. San Diego/Los Angeles, winning three straight, including a 22-10 contest in 2018 (when Baltimore last played at the Chargers).
- ✗ Since Coach Harbaugh's 2008 arrival, the Ravens' 36-17 record (.679) in primetime ranks as the NFL's second-best mark. Baltimore is also 13-4 in primetime games started by **QB Lamar Jackson**.
- ✗ In last Thursday's 34-20 win over Cincinnati, Baltimore gained 405 yards of offense (including 157 rushing), while the defense posted 5 sacks (**DE/OLB Jadeveon Clowney**, **DT Justin Madubuike**, **OLB Odafe Oweh**, **OLB Tavius Robinson** and **OLB Kyle Van Noy**). Jackson completed 16-of-26 passes for 264 yards and 2 TDs (**WR Rashod Bateman** & **WR Nelson Agholor**) for a 121.3 rating, while **RB Gus Edwards** rushed for a team-high 61 yards and 2 TDs.

MEDIA SCHEDULE

Wed. Nov. 22:	1:40 p.m. Practice / Media Viewing
	3:30 p.m. John Harbaugh / Players Podium & Open Locker Room
Thurs. Nov. 23:	No Media Availability / Happy Thanksgiving
Fri. Nov. 24:	11:15 a.m. Practice / Media Viewing
	12:45 p.m. John Harbaugh Podium & Open Locker Room

CALLING THE ACTION

Television: NBC Sunday Night Football / WBAL Ch. 11 (Baltimore)
 ✗ Mike Tirico (PBP) ✗ Jason Garrett (analyst) ✗ Melissa Stark (sideline)
National Radio: Westwood One Sports
 ✗ Ryan Radtke (PBP) ✗ Kurt Warner (analyst)
Local Radio: WBAL 1090 AM / 98Rock (97.9 FM) / SiriusXM Radio Ch. 81 or 226
 ✗ Gerry Sandusky (PBP) ✗ Rod Woodson (analyst)

COACH HARBS SAYS

COACH HARBAUGH ON WHAT HE LIKES ABOUT HIS PLAYERS:

"I love the way they play. We play hard, and we play with discipline. We do our best to play smart, and they're very conscientious about that. They try to do the right things that lend themselves to winning, and that's what you appreciate as a coach. They care about that, and they care about winning and playing winning football."

INJURY UPDATE

All-Pros **CB Marlon Humphrey** (calf) and **T Ronnie Stanley** (knee) and rookie **LB Trenton Simpson** (concussion) did not play in Week 11 vs. Cincy. All-Pro **TE Mark Andrews** (ankle) sustained what could be a season-ending injury vs. the Bengals, while **WR Odell Beckham Jr.** (shoulder) left the game and didn't return. Standout **RB J.K. Dobbins** (Achilles) was injured in Week 1 and is on season-ending IR.

NOTE THE QUOTE

QB LAMAR JACKSON ON THE INJURY TO TE MARK ANDREWS:

"We're still chasing February. We will finish this season strong. I'll step up. We'll all step up. I'll talk to the guys a lot more, even though I've been doing it all season. I still feel like we've got the guys to do it, even though our brother went down. We've got guys who are going to step up in this locker room. We've still got a determination, because we came so far with him. We've got to come out with that same determination; I can promise we will. We've just got to fight each and every game. We will fight."

WEEK 12 SPOTLIGHT

THE BALTIMORE SACK ATTACK



JADEVEON CLOWNEY = 6.5



JUSTIN MADUBUIKE = 9.5



KYLE VAN NOY = 6

- ✗ Baltimore's 44 sacks rank **No. 1** in the NFL and mark the most through 11 games of a season in franchise history.
- ✗ The Ravens have recorded at least 1 sack in **32** consecutive games and multiple sacks in **9** consecutive games, with each marking the NFL's longest active streaks.
- ✗ The Ravens also lead the league in number of players (**14**) to record at least 1 sack.

Chad Steele - SVP of Communications ■ Patrick Gleason - VP of Public Relations ■ Marisol Renner - Director of Publications ■ Tom Valente - Director of Public Relations
 Dan Horowitz - Public Relations Coordinator ■ Rachel Richards - Public Relations Coordinator ■ Akhona Bhengu - Public Relations Intern ■ Noah Tylutki - Public Relations Intern

RAVENS 2023 INFORMATION

SCHEDULE / RESULTS (8-3)

Date	Opponent	Result/Time
Sun. Sept. 10	HOUSTON TEXANS	W, 25-9
Sun. Sept. 17	at Cincinnati Bengals	W, 27-24
Sun. Sept. 24	INDIANAPOLIS COLTS	L, 19-22 OT
Sun. Oct. 1	at Cleveland Browns	W, 28-3
Sun. Oct. 8	at Pittsburgh Steelers	L, 10-17
Sun. Oct. 15	at Tennessee Titans (London, UK)	W, 24-16
Sun. Oct. 22	DETROIT LIONS	W, 38-6
Sun. Oct. 29	at Arizona Cardinals	W, 31-24
Sun. Nov. 5	SEATTLE SEAHAWKS	W, 37-3
Sun. Nov. 12	CLEVELAND BROWNS	L, 31-33
Thurs. Nov. 16	CINCINNATI BENGALS	W, 34-20
Sun. Nov. 26	at Los Angeles Chargers	8:20 p.m. (NBC)
BYE WEEK		
Sun. Dec. 10*	LOS ANGELES RAMS	1 p.m. (FOX)
Sun. Dec. 17*	at Jacksonville Jaguars	8:20 p.m. (NBC)
Mon. Dec. 25*	at San Francisco 49ers	8:15 p.m. (ABC)
Sun. Dec. 31*	MIAMI DOLPHINS	1 p.m. (CBS)
TBD TBD	PITTSBURGH STEELERS	TBD

* Flexible Scheduling Games

Home Games in CAPS

All Times Eastern

NOTEWORTHY NUMBERS

4.2 – An NFL-best yards-per-play average allowed by the Ravens' defense this season.

5.5 – Yards per passing attempt allowed by the Ravens' defense this season, marking the NFL's best figure. Baltimore has also allowed just 9 passing TDs, which tie (Cle.) for the league's fewest.

12 – Combined points by which the Ravens have lost their three games this season. Baltimore's 4.0 average margin of defeat is the NFL's lowest figure.

13 – Offensive TDs permitted by Baltimore's defense this season, marking the NFL's fewest. The next best team (SF) has given up 16 offensive TDs.

13-4 – **QB Lamar Jackson**'s record as a starter in primetime games. He owns a 101.5 rating in these contests, throwing 32 TDs and 10 INTs. (He's also rushed for 1,236 yards & 7 TDs.)

21 – Rushing TDs by Baltimore this season, ranking as the NFL's most. The Ravens' rushing offense ranks No. 1 in the NFL, averaging 155.1 yards per game.

27 – Consecutive games the Ravens have rushed for at least 100 yards, marking the NFL's longest active streak. (Atlanta has the second-longest streak at five games.)

118 – Total tackles for **LB Roquan Smith** this season, ranking as the NFL's second most. Fellow **LB Patrick Queen** has racked up 95 stops, which stand No. 10 in the league. (The Ravens are the NFL's only team to have two defenders rank in the Top 10 of total tackles.)

GUS BUS KEEPS ROLLIN'

✗ **RB Gus Edwards** ranks No. 2 in the NFL in rushing TDs (10), registering at least 1 rushing score in five straight games. His 9 rushing TDs since Week 7 (past five games) are the NFL's most.

NFL RUSHING TDs 2023 SEASON

Rk.	Player	TDs
1.	Raheem Mostert (Mia.)...	11
2.	Gus Edwards (Bal.) ..	10
3.	Jalen Hurts (Phi.).....	9
	Christian McCaffrey (SF) ..	9

MOST RUSH TDs SINCE WEEK 7 / PAST 5 GAMES

Rk.	Player	TDs
1.	Gus Edwards (Bal.)...	9
2.	Josh Dobbs (Ari./Min.)...	5
	Jahmyr Gibbs (Det.)	5
	Kareem Hunt (Cle.).....	5

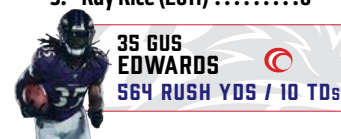
✗ Edwards' 10 rushing TDs also rank as the most ever by a Raven through the first 11 games of a season, while they tie for fourth overall in single-season franchise history.

RUSH TDs IN A RAVENS SINGLE SEASON

Rk.	Player	TDs
1.	Jamal Lewis (2003)	14
2.	Willis McGahee (2009) ..	12
	Ray Rice (2011).....	12
4.	Gus Edwards (2023) ..	10
	Mark Ingram (2019)....	10
	Le'Ron McClain (2008) ..	10

MOST RUSH TDs THRU 11 GAMES / RAVENS HISTORY

Rk.	Player	TDs
1.	Gus Edwards (2023) ..	10
2.	Mark Ingram (2019)	9
3.	Ray Rice (2011)	8



TOP FIVE UNITS

✗ The Ravens are one of three teams (Dal. & SF) to rank in the Top 5 in both scoring offense and scoring defense this season.

POINTS SCORED / GAME

Rk.	Team	PPG
1.	Miami	30.5
2.	Dallas	30.2
3.	San Francisco	27.9
4.	Baltimore.....	27.6
5.	Philadelphia.....	27.3

POINTS ALLOWED / GAME

Rk.	Team	PPG
1.	San Francisco.....	15.7
2.	Baltimore.....	16.1
3.	Kansas City.....	16.4
4.	Buffalo	17.3
5.	Dallas	17.5

DT Justin Madubuike owns the most sacks (9.5) among all NFL interior D-linemen this season. He has recorded a full sack in six straight games, marking NFL's longest active streak overall.

MOST SACKS / 2023 INTERIOR NFL D-LINEMEN

Rk.	Player	Sacks
1.	Justin Madubuike	9.5
2.	Chris Jones (KC)	7.5
3.	Ed Oliver (Buf.).....	6

CONSEC. GAMES W/ AT LEAST 1 FULL SACK / ACTIVE STREAKS

Rk.	Player	Games
1.	Justin Madubuike (Bal.) ..	6
2.	Myles Garrett (Cle.).....	5
3.	Jaelan Phillips (Mia.).....	4

2023 AFC NORTH STANDINGS

Team	W	L	T	Home	Road	Div.	Con.	PF	PA	Strk
Baltimore	8	3	0	4-2	4-1	3-2	5-3	304	177	W1
Cleveland	7	3	0	5-1	2-2	3-2	5-2	227	180	W3
Pittsburgh	6	4	0	4-2	2-2	2-1	4-3	166	195	L1
Cincinnati	5	5	0	3-2	2-3	0-3	1-5	202	226	L2

RAVENS / CHARGERS INFORMATION

2023 NFL RANKINGS

OFFENSE

Category	--Ravens--		--Chargers--	
	Stats	Rank	Stats	Rank
Total Offense	366.5	7	354.3	11
Rush Offense	155.1	1	105.7	18
Pass Offense	211.5	20	248.6	9
Points Per Game	27.6	4	25.9	8
3rd-Down Off. %	44.6	5	43.2	9
4th-Down Off. %	42.9	29	58.8	5t
Red Zone Off. (TD%)	65.2	4	66.7	2

DEFENSE

Category	--Ravens--		--Chargers--	
	Stats	Rank	Stats	Rank
Total Defense	273.5	3	393.6	31
Rush Defense	103.7	13	102.0	12
Pass Defense	169.7	3	291.6	32
Points Per Game	16.1	2	23.8	23t
3rd-Down Def. %	35.2	6	35.7	8
4th-Down Def. %	36.8	4	62.5	23t
Red Zone Def. (TD%)	37.9	3	52.8	15

TEAM

Category	--Ravens--		--Chargers--	
	Stats	Rank	Stats	Rank
Turnover Margin	+1	13t	+7	4
Penalties	68	22t	52	3
Penalty Yards	642	31	507	17

RAVENS-CHARGERS SERIES HISTORY

Regular Season ✗ All Time: Ravens lead, 8-5 ✗ Since 2008: Ravens lead, 5-2
✗ Away: Series Tied, 4-4 ✗ Away Since '08: Ravens lead, 3-1

RAVENS-CHARGERS REGULAR SEASON SERIES HISTORY / ALL TIME

Date	Winner	Score/Site	Attend.
09/28/97	Chargers	21-17 @ SD	54,094
11/15/98	Chargers	14-13 @ SD	54,388
12/10/00	Ravens	24-3 Bal.	68,805
09/21/03	Ravens	24-10 @ SD	52,028
10/01/06	Ravens	16-13 Bal.	70,743
11/25/07	Chargers	32-14 @ SD	63,337
09/20/09	Ravens	31-26 @ SD	66,882
12/18/11	Chargers	34-14 @ SD	67,242
11/25/12	Ravens	16-13 @ SD OT	57,882
11/30/14	Chargers	34-33 Bal.	71,060
11/01/15	Ravens	29-26 Bal.	70,829
12/22/18	Ravens	22-10 @ LAC	25,571
10/17/21	Ravens	34-6 Bal.	70,704

RAVENS-CHARGERS POSTSEASON SERIES HISTORY / ALL TIME

Date	Winner	Score/Site	Attend.
01/06/19 (WC)	Chargers	23-17 Bal.	70,432

✗ This primetime contest marks the Ravens' first visit to SoFi Stadium since the venue opened in 2020. It's the only current NFL stadium in which the Ravens have not yet played. The Ravens own an 11-6 (.647) record on Sunday Night Football since 2008, earning victories in three of its last four such games.

2023 RAVENS / CHARGERS LEADERS

PASSING YARDS [TDs/INTs]

Lamar Jackson	2,441 (12/5)	Justin Herbert	2,609 (19/5)
---------------------	--------------	----------------------	--------------

RUSHING YARDS [AVG.]

Gus Edwards	564 (4.2)	Austin Ekeler	396 (3.9)
Lamar Jackson	535 (5.3)	Joshua Kelly	352 (4.1)
Justice Hill	259 (4.2)	Justin Herbert	186 (4.2)

RECEIVING YARDS [CATCHES]

Zay Flowers	588 (53)	Keenan Allen	1,011 (83)
Mark Andrews	544 (45)	Josh Palmer	377 (23)
Odell Beckham Jr.	374 (24)	Austin Ekeler	254 (24)

POINTS

Justin Tucker	90	Cameron Dicker	77
Gus Edwards	62	Keenan Allen	42
Mark Andrews	36	Austin Ekeler	30

INTERCEPTIONS [YARDS]

Geno Stone	6 (97)	Asante Samuel Jr.	2 (8)
------------------	--------	------------------------	-------

SACKS [YARDS]

Justin Madubuike	9.5 (66)	Khalil Mack	11.0 (85)
Jadeveon Clowney	6.5 (31)	Joey Bosa	6.5 (59)

TACKLES

Roquan Smith	118	Kenneth Murray	75
Patrick Queen	95	Derwin James	67
Kyle Hamilton	56	Eric Kendricks	59

GROSS PUNTING [NET]

Jordan Stout	48.6 (39.5)	J.K. Scott	44.3 (40.4)
--------------------	-------------	------------------	-------------

FIELD GOALS [PCT.]

Justin Tucker	19/23 (82.6)	Cameron Dicker	16/17 (94.1)
---------------------	--------------	----------------------	--------------

PUNT RETURN YARDS [AVG.]

Devin Duvernay	273 (13.0)	Derius Davis	238 (15.9)
----------------------	------------	--------------------	------------

KICKOFF RETURN YARDS [AVG.]

Devin Duvernay	153 (19.1)	Derius Davis	124 (20.7)
----------------------	------------	--------------------	------------

2023 TALE OF THE TAPE

Category	Ravens	Chargers
Record	8-3	4-6
Current Streak	Won 1	Lost 2
Points Scored	304	259
TDs Scored	35	30
Rushing TDs Scored	21	9
Passing TDs Scored	13	20
TDs on Returns	1	1
Points Against	177	238
TDs Allowed	15	28
Rushing TDs Allowed	4	12
Passing TDs Allowed	9	16
TDs on Returns Allowed	2	0
KOR Avg. For	19.1	20.7
KOR Avg. Against	22.1	20.9
PR Avg. For	13.0	15.9
PR Avg. Against	13.4	8.6
Sacks	44	34
Sacks Allowed	27	22
Interceptions	10	6
Interceptions Thrown	5	5
Fumbles Lost/Recovered	9/5	3/9

RAVENS COACHES, MILESTONES & MORE

RAVENS COACHES

Name (Coaching Experience: NFL /Ravens)	Title
John Harbaugh (26/16).....	Head Coach
Chris Horton (10/10)	Special Teams Coordinator
Mike Macdonald (9/9)	Defensive Coordinator
Todd Monken (9/1)*	Offensive Coordinator
Anthony Weaver (12/3).....	Assistant Head Coach/Defensive Line
Danny Breyer (7/1)*	Offensive Quality Control
Randy Brown (20/16)	Special Teams Coach
Joe D'Alessandris (15/7)	Offensive Line Coach
Mike Devlin (21/2)*	Assistant Offensive Line Coach
Kerry Dixon (2/2)	Assistant Quarterbacks Coach
Scott Elliott (5/5)	Strength & Conditioning Coordinator
George Godsey (13/2)	Tight Ends Coach
Chris Hewitt (12/12)	Pass Game Coordinator/Secondary
Greg Lewis (9/1).....	Wide Receivers Coach
Tee Martin (3/3)	Quarterbacks Coach
Zach Orr (7/6)	Inside Linebackers Coach
Matt Robinson (3/3)*	Defensive Quality Control
Chuck Smith (2/1)	Outside Linebackers Coach
Daniel Stern (8/8)*	Defensive Quality Control
Travis Switzer (7/7)*	Offensive Quality Control
Willie Taggart (1/1)	Running Backs Coach
James Urban (20/6)	Senior Football Analyst/Game Planning
Craig Ver Steeg (17/16)*	Senior Football Analyst/Game Planning
T.J. Weist (6/6)	Special Teams Coach
Keith Williams (3/3)	Assistant Wide Receivers Coach
Dennard Wilson (12/1).....	Defensive Backs Coach

*Located in the booth on gameday

RAVENS RADIO BROADCASTS

- The Ravens' 2023 radio team features Gerry Sandusky and former Ravens DB and Hall of Famer Rod Woodson. Sandusky, WBAL-TV 11's sports director, delivers the play-by-play for the broadcast team, while Woodson serves as the color analyst.
- Games can be heard on 98Rock WIIY (97.9 FM), WBAL 1090 AM/101.5 FM, ESPN 630 AM (Washington, D.C.), baltimoreravens.com and in the Ravens mobile app (when fans are in Baltimore). This network broadcasts each game with affiliates spanning four states – Maryland, Kentucky, Pennsylvania and West Virginia – and Washington, D.C.
- With a crew consisting of David Andrade (play-by-play), Allen Gutierrez (analyst) and Victor Flores (producer), the Spanish radio broadcast of all Ravens games can be heard on WLZL El Zol 107.9 FM. The broadcast will also stream digitally on the Ravens Mobile App and the Ravens' and Tico Sports' respective websites.



MILESTONES ON THE HORIZON

WR ODELL BECKHAM JR.

✗ With at least 100 receiving yards in Week 12, WR Odell Beckham Jr. will become the first Ravens WR with consecutive 100-yard receiving outings since Mike Wallace in 2016.

RB GUS EDWARDS

✗ Edwards (five games) can become the third Raven in franchise history to record a rushing TD in six straight games, joining RB Willis McGahee (seven in 2007) and RB J.K. Dobbins (six from 2020-21).

✗ Edwards' three games in 2023 with multiple rushing TDs trail only RB Willis McGahee's four such outings in 2009 for the single-season Ravens record.

S KYLE HAMILTON

✗ Hamilton (3) is 1 sack shy of setting a Ravens DB single-season record.

✗ Hamilton (6) is 2 TFL shy of setting a Ravens DB single-season record.

✗ With 1 INT, Hamilton (2) can become the fifth Raven (also CB Marlon Humphrey in 2022; DB Dawan Landry in 2006; LB Ray Lewis in 1999, 2001 & 2008; LB Daryl Smith in 2013) to register at least 3 INTs and 3 sacks in a single season.

✗ Hamilton needs 1 FF to join S Ed Reed (in 2004) as one of two DBs in Ravens history to post at least 2 sacks, 2 INTs and 2 FFs in a single season.

QB LAMAR JACKSON

✗ Jackson (4,972 rushing yards and 14,650 passing) is 28 rushing yards shy of 5,000 and 350 passing yards shy of 15,000 for his career. He can become the fourth QB in NFL history to reach those marks in a career, joining Cam Newton, Russell Wilson and Michael Vick. Jackson would be the first to accomplish this feat in the first six years of a career.

✗ Jackson (17 games) needs one game with at least 3 TD passes to surpass QB Joe Flacco for the most in franchise history.

✗ Jackson (29) needs 1 rushing TD this season to become the fourth QB since the 1970 merger with at least 30 rushing TDs in the first six years of a career, joining Cam Newton (48), Josh Allen (45) and Jalen Hurts (35).

✗ Jackson (535) needs 65 rushing yards in 2023 to become the first QB in NFL history to tally at least 600 rushing yards in each of the first six seasons of a career.

✗ Jackson (25 games) needs one game with at least 200 passing yards & 50 rushing yards to break a tie with QB Russell Wilson (25) for the second most such performances since the 1970 merger, trailing only QB Cam Newton (28).

DT JUSTIN MADUBUIKE

✗ Madubuike (9.5) is a half-sack shy of becoming the first 10-sack Raven since OLB Terrell Suggs (11) in 2017.

ILB PATRICK QUEEN

✗ Queen (95) is 5 tackles shy of joining ILB Roquan Smith (118) as the only Ravens with at least 100 tackles this season. In reaching that mark, Queen and Smith can form the third LB duo in Ravens history to each reach the century mark in single-season tackles, joining C.J. Mosley-Daryl Smith (2014-15) and Ray Lewis-Jamie Sharper (2001).

K JUSTIN TUCKER

✗ Tucker (19) needs 1 FGM this season to become the third kicker in NFL history to record at least 20 FGs in each of the first 12 years of a career, joining Adam Vinatieri (1996-2007) and Ryan Longwell (1997-2008).

✗ Tucker (58) needs 1 FGM from 50 yards to break a tie with K Sebastian Janikowski for the second most such makes in NFL history. Only K Matt Prater (77) has more.

BALTIMORE'S 2023 OPPONENTS

SERIES HISTORY (REGULAR SEASON)	2023 RECORD	KEY FACTS & FIGURES
 Ravens Record: 10-2 Home: 6-0 Away: 4-2 Last: W, 25-9 – 9/10/23 vs. Hou.	Overall: 6-4 Home: 4-1 Away: 2-3 Under Ryans: 6-4	Baltimore rushed for 3 TDs in the 25-9 win vs. Hou. (9/10/23). The defense held the Texans to 7-of-18 (38.9%) on third down and 1-of-4 on fourth down, while keeping them TD-less on 2 red zone drives. LBs Roquan Smith and Patrick Queen formed the first Ravens duo to each notch at least 10 tackles and 1 sack in the same game.
 Ravens Record: 30-26 Home: 19-9 Away: 11-17 Last: W, 34-20 – 11/16/23 vs. Cin.	Overall: 5-5 Home: 3-2 Away: 2-3 Under Taylor: 33-41-1	The Ravens swept the season series with the Bengals for the fifth time (also 2008, 2011 & 2019-20) in the Harbaugh Era (since 2008). QB Lamar Jackson improved to 8-1 as the starter against Cincy. His eight games with at least 50 rushing yards when facing the Bengals mark the most by a QB against a single opponent in NFL history.
 Ravens Record: 6-9 Home: 5-4 Away: 1-5 Last: L, 22-19 OT – 9/24/23 vs. Ind.	Overall: 5-5 Home: 1-4 Away: 4-1 Under Steichen: 5-5	In their second-consecutive matchup to be decided in OT, the Ravens fell to the Colts, 22-19, vs. Ind. (9/24/23). S Kyle Hamilton's 3 sacks tied (Bennie Thompson – 11/10/96 at Jax.) for the by a Ravens DB. QB Lamar Jackson posted NFL's second-ever 200-yard passing, 100-yard rushing game with 2 rushing TDs. (Jackson owns both.)
 Ravens Record: 36-14 Home: 19-6 Away: 17-8 Last: L, 33-31 – 11/12/23 vs. Cle.	Overall: 7-3 Home: 5-1 Away: 2-2 Under Stefanski: 33-27	For the third-straight year, Baltimore split the season series against Cleveland in 2023. After a dominant, 28-3, Week 4 victory at Cleveland, the Ravens fell to the Browns on a game-winning 40-yard FG as time expired in Week 10 at "The Bank." In the loss, Baltimore relinquished the lead it held from nearly start to finish.
 Ravens Record: 24-31 Home: 13-14 Away: 11-17 Last: L, 17-10 – 10/8/23 at Pit.	Overall: 6-4 Home: 4-2 Away: 2-2 Under Tomlin: 169-97-2	Baltimore fell 17-10, at Pit. (10/8/23), marking the seventh-consecutive one-score finish in this historic rivalry. Three Ravens (WR Nelson Agholor, TE Mark Andrews and WR Zay Flowers) tallied over 50 yards receiving. The defense permitted only 87 rushing yards on 30 attempts (2.9 avg.), while adding 3 sacks.
 Ravens Record: 11-11 Home: 5-5 Away: 6-6 Last: W, 24-16 – 10/15/23 at Ten. (UK)	Overall: 3-7 Home: 3-1 Away: 0-6 Under Vrabel: 51-41	In what marked their third-straight road game and second-ever game in London, the Ravens defeated the Titans, 24-16, from Tottenham Hotspur Stadium (10/15/23). K Justin Tucker finished with a franchise-record 6 FGM (20, 23, 28, 29, 36 & 41 yards) for the second time in his career. His 4 first-half FGs marked a career high.
 Ravens Record: 6-1 Home: 4-0 Away: 2-1 Last: W, 38-6 – 10/22/23 vs. Det.	Overall: 8-2 Home: 4-1 Away: 4-1 Under Campbell: 25-30-1	The Ravens dominated their interconference battle vs. Det. (10/22/23), 38-6. Baltimore scored on its first four possessions and was up 28-0 at the half. The defense posted 5 sacks, while QB Lamar Jackson registered 4 total TDs (3 passing & 1 rushing) and TE Mark Andrews reached the end zone twice in the contest.
 Ravens Record: 6-2 Home: 3-1 Away: 3-1 Last: W, 31-24 – 10/29/23 at Ari.	Overall: 2-9 Home: 2-3 Away: 0-6 Under Gannon: 2-9	Baltimore moved to 6-2 overall and 4-1 on the road with the 31-24 win at Ari. (10/29/23). RB Gus Edwards posted a career-high 3 rushing TDs. NT Michael Pierce dominated the middle, becoming the first Ravens D-lineman since 2000 (when data became available) to post at least 5 tackles, 1 sack, 1 FF and 1 PD.
 Ravens Record: 4-3 Home: 3-1 Away: 1-2 Last: W, 37-3 – 11/5/23 vs. Sea.	Overall: 6-4 Home: 4-1 Away: 2-3 Under Carroll: 133-85-1	With a 37-3 victory vs. Sea. (11/5/23), the Ravens posted their 250th regular season win. The defense permitted a season-low 151 yards (123 passing & 28 rushing) & 6 first downs, holding Seattle to 1-of-12 (8.3%) on third down. Baltimore posted season highs in total yards (515), rushing yards (298) & first downs (29).
 Ravens Record: 8-5 Home: 4-1 Away: 4-4 Last: W, 34-6 – 10/17/21 vs. LAC	Overall: 4-6 Home: 2-2 Away: 2-4 Under Staley: 23-21	This primetime contest marks the Ravens' first visit to SoFi Stadium since the venue opened in 2020. It's the only current NFL stadium in which the Ravens have not yet played. The Ravens own an 11-6 (.647) record on Sunday Night Football from 2008-22, earning victories in three of its last four such games.
 Ravens Record: 5-3 Home: 3-1 Away: 2-2 Last: L, 20-19 – 1/2/22 vs. LAR	Overall: 4-6 Home: 2-3 Away: 2-3 Under McVay: 64-44	Baltimore will play host to the Rams following a Week 13 bye that ties (2001) for the second-latest break in franchise history, trailing only its Week 14 bye in 2000. Entering the season, The Ravens' 19-8 (.704) record in games after the Bye Week since their 1996 inception is tied (with the Eagles) for the NFL's best mark.
 Ravens Record: 10-13 Home: 7-5 Away: 3-8 Last: L, 28-27 – 11/27/22 at Jax.	Overall: 7-3 Home: 3-3 Away: 4-0 Under Pederson: 16-11	This is the 24th Ravens-Jaguars regular season matchup, marking the most games Baltimore has faced against a single non-AFC North opponent in its history. The Ravens are 10-13 all time against the Jags, losing the first eight clashes, before winning the next six and exchanging victories one-for-one over the last nine.
 Ravens Record: 4-2 Home: 3-0 Away: 1-2 Last: W, 20-17 – 12/1/19 vs. SF	Overall: 7-3 Home: 4-1 Away: 3-2 Under Shanahan: 59-49	The Ravens will play in primetime for the fourth time in five games when they visit Levi's Stadium on Christmas for a Monday Night Football showdown against the 49ers. This marks the third time in franchise history the Ravens will play on Christmas Day (2016 at Pittsburgh & 2005 vs. Minnesota).
 Ravens Record: 8-8 Home: 4-2 Away: 4-6 Last: L, 42-38 – 9/18/22 vs. Mia.	Overall: 7-3 Home: 5-0 Away: 2-3 Under McDaniel: 16-11	In their last matchup (9/18/22), the Ravens became the first team in NFL history to record a passing, rushing and KOR TD of 75+ yards in the same game. In a 2019 clash at Mia. (9/8/19), QB Lamar Jackson became the youngest QB ever to log a perfect passer rating, helping produce team records in yards (643) and points (59).

RAVENS WINNING WAYS

TOP FRANCHISES / SINCE 2000

TOTAL WINS

1. New England Patriots.....	294
2. Pittsburgh Steelers	256
3. Green Bay Packers	249
4. Baltimore Ravens.....	243
5. Philadelphia Eagles	242
6. Indianapolis Colts.....	239

SUPER BOWL BERTHS

1. New England Patriots.....	9
2. NY Giants, KC Chiefs.....	3
Phi. Eagles, Pit. Steelers	3
Sea. Seahawks, STL/LA Rams... 3	
8. Baltimore Ravens, Car., Den. ... 2	
Ind., SF, TB	2

SUPER BOWL TITLES

1. New England Patriots.....	6
2. Baltimore Ravens, KC Chiefs .. 2	
NY Giants, Pit. Steelers	2
Tampa Bay Buccaneers	2
7. Den., GB, Ind., LAR	1
NO, Phi. Sea.....	1

CONF. TITLE GAMES

1. New England Patriots.....	13
2. Philadelphia Eagles	7
3. Green Bay Packers	6
Pit. Steelers, SF 49ers	6
6. Kansas City Chiefs	5
7. Baltimore Ravens, Ind.	4

WINNING SEASONS

1. New England Patriots.....	20
2. Pittsburgh Steelers	18
3. Green Bay Packers	17
4. Baltimore Ravens.....	16
Ind., Phi., Sea.	16

PLAYOFF BERTHS

1. New England Patriots.....	18
2. Green Bay Packers	16
3. Indianapolis Colts	15
Philadelphia, Seattle	15
6. Baltimore Ravens.....	14

PLAYOFF GAMES

1. New England Patriots.....	42
2. Philadelphia Eagles	30
3. Green Bay Packers	29
4. Baltimore Ravens.....	28
Seattle Seahawks	28

PLAYOFF WINS

1. New England Patriots.....	30
2. Baltimore Ravens.....	16
Philadelphia Eagles	16
4. Pittsburgh Steelers	15
5. GB Packers, Sea. Seahawks ..	14

TWO-TIME SUPER BOWL CHAMPIONS



In a magnificent effort showcasing thrilling performances by their defense, offense and special teams units, the Baltimore Ravens won Super Bowl XXXV with a 34-7 victory over the New York Giants. Allowing the Giants a meager 152 total net yards, New York's attack crossed midfield just twice, while Baltimore's "D" posted 4 INTs. LB Ray Lewis was named the game's MVP, capping an accolade-filled season in which he was also tabbed the NFL's Defensive Player of the Year.

Baltimore defeated San Francisco, 34-31, in Super Bowl XLVII, capturing the franchise's second World Championship. After an amazing first-half performance, the Ravens took a commanding 28-6 lead. But following a bizarre, 34-minute power outage that halted play, the 49ers stormed back into contention. Clinging to a 34-29 edge late in the game, the Ravens stood firm on a pivotal goal-line stand, jamming SF on four-straight plays inside the 7-yard line. QB Joe Flacco was named the game's MVP.

PLAYOFF PERFORMERS

FRANCHISE PLAYOFF WINNING PERCENTAGES [SINCE 1970 MERGER]

* Number of Super Bowl Titles

Rk.	Team	Record	Pct.
1.	New England Patriots*****	36-21	.632
2.	San Francisco 49ers*****	36-22	.621
3.	New York Giants****	21-13	.618
4.	Pittsburgh Steelers*****	36-26	.581
5.	Dallas Cowboys****	35-26	.574
6.	Baltimore Ravens**	16-12	.571

JOHN HARBAUGH ERA [SINCE 2008]

PLAYOFF BERTHS

1. New England Patriots.....	12
2. Green Bay Packers	11
3. Baltimore Ravens.....	10
Kansas City Chiefs	10
Seattle Seahawks	10
6. Philadelphia Eagles	9
Pittsburgh Steelers	9
8. Cincinnati Bengals	8
Indianapolis, New Orleans	8

TOTAL WINS

1. New England Patriots.....	189
2. Green Bay Packers	168
3. Pittsburgh Steelers	167
4. Baltimore Ravens.....	166
5. New Orleans Saints	162
6. Kansas City Chiefs	161
7. Seattle Seahawks	153
8. Philadelphia Eagles	151
9. Dallas Cowboys.....	147

PLAYOFF WINS

1. New England Patriots.....	16
2. Kansas City Chiefs	12
3. Baltimore Ravens.....	11
Green Bay Packers	11
San Francisco 49ers	11

PLAYOFF GAMES

1. New England Patriots.....	25
2. Green Bay Packers	21
3. Baltimore Ravens.....	20
Kansas City Chiefs	20
5. Seattle Seahawks	19

AFC TITLE GAMES

1. New England Patriots.....	8
2. Kansas City Chiefs	5
3. Baltimore Ravens.....	3
Pittsburgh Steelers	3
5. Cincinnati, Denver	2
Indianapolis, NY Jets	2

PLAYOFF ROAD WINS

1. Baltimore Ravens.....	8
2. Green Bay Packers	5
San Francisco 49ers	5
4. New York Jets	4
5. Cin., NY Giants, LA Rams,	3
Phi., Sea., TB., Ten.	3

REG. SEASON WINS

1. New England Patriots.....	173
2. Pittsburgh Steelers	159
3. Green Bay Packers	157
4. Baltimore Ravens.....	155
5. New Orleans Saints	154
6. Kansas City Chiefs	149
7. Seattle Seahawks	143

REG. SEASON HOME WINS

1. New England Patriots.....	96
2. Green Bay Packers	94
3. Baltimore Ravens.....	91
4. Pittsburgh Steelers	89
5. Minnesota Vikings	83
6. New Orleans Saints	82
Seattle Seahawks	82

SUPER BOWL SUCCESS

The Ravens are one of six franchises (KC, NE, NYG, Pit. & TB) to win multiple Super Bowls since 2000.

HEAD COACH JOHN HARBAUGH



RECORDS [2008-23]

- Overall Career Record 166-107
- Regular Season Record 155-98
- at Home 91-36
- on Road 64-62
- vs. AFC 112-76
- vs. AFC North 56-39
- vs. NFC 43-22
- Playoff Record 11-9
- Home Playoff Games 2-2
- Road Playoff Games 8-7
- Super Bowl Record 1-0
- Preseason Record 44-14



ALL-TIME RAVENS COACHING RECORDS

John Harbaugh is the third head coach in Baltimore Ravens history. He is the franchise's all-time winningest coach (166 total victories), 11 of which have come in the playoffs.

Coach	Seasons	Reg. Season	Playoffs	Total
John Harbaugh	2008-23	155-98	11-9	166-107
Brian Billick	1997-2007	80-64	5-3	85-67
Ted Marchibroda	1996-98	16-31-1	n/a	16-31-1

HARBAUGH FAST FACTS

John Harbaugh has led the Ravens to a playoff berth in 10 (2008-12, 2014, 2018-20 & 2022) of his 15 full seasons, and in 2012, captured the franchise's second Super Bowl title. In 2019, Coach Harbaugh became the first Ravens coach ever to win Associated Press NFL Coach of the Year Award.

Here are several more Harbaugh quick hits:

✗ Harbaugh owns the most road playoff wins (eight) by a HC in NFL history. Tom Landry (Dal.) and Tom Coughlin (Jax./NYG) are second with seven each.

✗ Under Harbaugh, Baltimore (10) is one of five teams (NE - 12, GB - 11, KC - 10 & Sea. - 10) to earn a playoff berth in at least 10 of the past 15 full seasons (includes 2022). Baltimore (4) is also one of five teams (KC - 5, Buf. - 4, Phi. - 4 & Sea. - 4) to make the playoffs in at least four of the past five full seasons (2018-22).

✗ In 2019, the Ravens posted a franchise-best 14-2 record. Baltimore won a team-record 12 straight games to close out the regular season, earning its first-ever No. 1 playoff seed.

✗ Coach Harbaugh has led the Ravens to four AFC North Division titles (2011-12, 2018-19).

✗ The Ravens' 11 playoff wins since 2008 tie (GB & SF) for the third most in the NFL (New England - 16; Kansas City - 12).

✗ Under "Harbs," the Ravens have secured an appearance in three AFC Championship games (2008, 2011 & 2012).

✗ "Harbs" is the only head coach in NFL history to win a playoff game in each of his first five seasons. Notably, no other NFL coach has won a playoff game in each of their first four seasons at the helm.

✗ John and his brother, Jim (formerly of the 49ers), are the only head coaches to advance to three conference title games in the first five years as NFL bosses.

✗ Harbaugh is the only coach in NFL history to win a playoff game in six of the first seven seasons of a coaching career.

✗ In 2012, Harbaugh became the third coach (with Bill Cowher & Chuck Knox) since the 1970 merger to guide his team to the playoffs in each of his first five seasons.

✗ With the Ravens' 2014 playoff berth, Harbaugh became one of eight coaches in NFL history to make the postseason in six of their first seven seasons coaching.

RAVENS UNDER HARBAUGH: SINCE 2008

3

AFC TITLE GAMES
3RD MOST,
TIED, PIT.

8

ROAD PLAYOFF WINS
NFL'S MOST
[MOST EVER BY AN NFL HC]

10

PLAYOFF BERTHS
3RD MOST,
TIED, KC & SEA.

11

PLAYOFF WINS
2ND MOST,
TIED, GB & SF

91

WINS AT HOME
3RD MOST

166

TOTAL VICTORIES
4TH MOST

HEAD COACH JOHN HARBAUGH

ACTIVE HEAD COACH WINNING PERCENTAGE

John Harbaugh owns the fifth-best winning percentage (.608) among active NFL head coaches (minimum 150 games), compiling a strong 166-107 record (including playoffs).

ACTIVE HEAD COACHES / CAREER WINNING PERCENTAGE [TOTALS INCLUDE REGULAR SEASON & PLAYOFF GAMES / MIN. 150 GAMES]

Rank	Coach	Teams	Seasons	Record	Pct.
1.	Bill Belichick	Cle./NE	1991-95/2000-23	331-173	.657
2.	Andy Reid	Phi./KC	1999-2012/2013-23	276-157-1	.637
3.	Mike Tomlin	Pit.	2007-23	177-106-2	.625
4.	Sean Payton	NO/Den.	2006-11, 2013-21/2023	166-102	.619
5.	Mike McCarthy	GB/Dal.	2006-18/2020-23	173-110-2	.611
6.	John Harbaugh	Bal.	2008-23	166-107	.608
7.	Pete Carroll	NYJ/NE/Sea.	1994/1997-99/2010-23	178-127-1	.583

COACHES WITH AT LEAST 10 PLAYOFF BERTHS — IN FIRST 15 NFL SEASONS —

Coach	Berths
Pete Carroll	11
Tony Dungy	11
Bud Grant	11
Mike Holmgren	11
Marty Schottenheimer	11
John Harbaugh	10
Bill Cowher	10
Chuck Knox	10
Mike McCarthy	10
Chuck Noll	10
Andy Reid	10
Mike Tomlin	10

COACH HARBAUGH'S CAREER STOPS

Team	Position	Years
Baltimore Ravens	Head Coach	2008-23
Philadelphia Eagles	Secondary	2007
Philadelphia Eagles	Special Teams Coordinator	1998-2006
Indiana University	DBs / Special Teams Coord.	1997
University of Cincinnati	Assistant Head Coach	1995-96
University of Cincinnati	TEs / OLBs / RBs / Special Teams	1989-94
Morehead State	DBs / ST Coord. / S&C Coach	1988
University of Pittsburgh	Tight Ends	1987
Western Michigan	Graduate Assistant	1984-86

HARBS IN ELITE COMPANY

MOST PLAYOFF WINS BY A HEAD COACH / FIRST 15 SEASONS

Coach (Teams)	Playoff Wins	Coach (Teams)	Playoff Wins
Joe Gibbs (Was.)	17	John Harbaugh (Bal.)	11
Bill Belichick (Cle./NE)	15	Pete Carroll (NYJ/NE/Sea.)	11
Chuck Noll (Pit.)	14	Marv Levy (KC/Buf.)	11
Bill Cowher (Pit.)	12	Bill Parcells (NYG/NE/NYJ/Dal.)	11
Mike Holmgren (GB/Sea.)	12		

HARBS' RAVENS TENURE

Year	Record	Playoffs (Result)
2023	8-3	N/A
2022	10-7	0-1 (Advanced to Wild Card Round)
2021	8-9	No Playoff Berth
2020	11-5	1-1 (Advanced to Divisional Round)
2019	14-2	0-1 (No. 1 Seed / Advanced to Divisional Round)
2018	10-6	0-1 (Advanced to Wild Card Round)
2017	9-7	No Playoff Berth
2016	8-8	No Playoff Berth
2015	5-11	No Playoff Berth
2014	10-6	1-1 (Advanced to Divisional Round)
2013	8-8	No Playoff Berth
2012	10-6	4-0 (Won Super Bowl XLVII)
2011	12-4	1-1 (Advanced to AFC Championship)
2010	12-4	1-1 (Advanced to Divisional Round)
2009	9-7	1-1 (Advanced to Divisional Round)
2008	11-5	2-1 (Advanced to AFC Championship)

DURING HARBAUGH ERA / SINCE 2008

TOTAL WINS [REG + POST]

Rk.	Team	Total Wins
1.	New England	189
2.	Green Bay	168
3.	Pittsburgh	167
4.	Baltimore	166
5.	New Orleans	162
6.	Kansas City	161

PLAYOFF BERTHS

Berths	Team (Seasons)
12	NE ('09-19, '21)
11	GB ('09-16, '19-21)
10	Bal. ('08-12, '14, '18-20, '22)
10	KC ('10, '13, '15-22)
10	Sea. ('10, '12-16, '18-20, '22)
9	Phi. ('08-10, '13, '17-19, '21-22)
9	Pit. ('08, '10-11, '14-17, '20-21)

POSTSEASON SUCCESS: ACTIVE COACHES

PLAYOFF WIN PERCENTAGE [MIN. 6 GAMES]

Rk.	Coach	Rec.	Pct.
1.	Bill Belichick	31-13	.705
2.	Sean McVay	7-3	.700
3.	Kyle Shanahan	6-3	.667
4.	Doug Pederson	5-3	.625
5.	Andy Reid	22-16	.579
6.	John Harbaugh	11-9	.550

SUPER BOWL TITLES

1.	Bill Belichick	6
2.	Andy Reid	2
3.	John Harbaugh	1
	Pete Carroll	1
	Mike McCarthy	1
	Sean McVay	1
	Sean Payton	1
	Doug Pederson	1
	Mike Tomlin	1

HARBS' REGULAR SEASON TRENDS

• September	35-18
• October	33-29
• November	44-19
• December	39-26
• January	4-6
• Leading at halftime	125-29
• Leading after 3 quarters	136-25
• When scoring first	115-39
• Positive or even turnover ratio	123-40
• Scoring 20 or more points	130-46
• Scoring 30 or more points	62-8
• Totalling 350 or more net yards	88-40
• Rushing for 150 or more yards	66-20
• Holding opponent under 250 net yards	52-7
• Holding opponent under 21 points	124-22

RAVENS DEFENSIVE NOTES



MIKE MACDONALD

2ND SEASON AS RAVENS DEFENSIVE COORDINATOR

"I have a lot of respect for Mike and his play-calling, even from when I got here mid-season last year. I'm very grateful to be playing for Mike, and I think there are a lot of great things in store for the defense. He puts a lot of guys in a lot of good positions to be successful. We're just excited to put it all on the line for him."

- OLB Roquan Smith on playing for defensive coordinator Mike Macdonald

DEFENSIVE RANKINGS UNDER HARBAUGH

Mike Macdonald leads a defense that has been superb during the John Harbaugh Era (since 2008), ranking either No. 1 or No. 2 in several major defensive categories.

RAVENS DEFENSIVE RANKS / HARBAUGH ERA / SINCE 2008

1	2	1
POINTS ALLOWED PER GAME	TOTAL NET YARDS ALLOWED PER GAME	RUSHING YARDS ALLOWED PER GAME
19.1	317.4	96.5
1	2	1
RED ZONE DEFENSE	OPPONENT PASSER RATING	THIRD-DOWN DEFENSE
47.9	81.5	35.8

2023 TOP DEFENSIVE RANKINGS

Baltimore's defense ranks Top 3 in several defensive categories this season.

NFL DEFENSIVE RANKINGS / 2023

POINTS ALLOWED PER GAME

- San Francisco 15.7
- Baltimore 16.1**
- Kansas City 16.4
- Buffalo 17.3
- Dallas 17.5

OPPONENT TDs PER DRIVE PCT

- Baltimore 10.3**
- NY Jets 13.9
- Cleveland 14.7
- San Francisco 15.5
- Pittsburgh 15.8

YARDS ALLOWED PER GAME

- Cleveland 243.3
- Dallas 266.3
- Baltimore 273.5**
- Kansas City 283.2
- San Francisco 302.8

YARDS ALLOWED PER PLAY

- Baltimore 4.2**
- Cleveland 4.5
- Dallas 4.6
- Kansas City 4.7
- NY Jets 4.7

PASSING YPG ALLOWED

- Cleveland 143.7
- Dallas 157.1
- Baltimore 169.7**
- Kansas City 170.8
- NY Jets 178.7

DEFENSIVE SACKS

- Baltimore 44**
- Buffalo 39
- Washington 35
- LA Chargers 34
- Cle./Dal. 33

DEFENSIVE RED ZONE TD PCT

- Tampa Bay 34.4
- Tennessee 37.8
- Baltimore 37.9**
- Pittsburgh 40.0
- NY Jets 41.4

DEFENSIVE GOAL-TO-GO TD PCT

- Tampa Bay 44.4
- Baltimore 50.0**
- Jacksonville 52.9
- Tennessee 53.3
- Green Bay 56.3

OPPONENT PASSER RATING

- Cleveland 71.6
- Baltimore 72.1**
- New Orleans 75.1
- San Francisco 77.6
- Dallas 78.2

25+ YARD PLAYS ALLOWED

- Baltimore 13**
- Dallas 15
- Green Bay 15
- Philadelphia 16
- Atl./Car./SF 17

MACDONALD'S CAREER STOPS

Team	Position	Years
Baltimore Ravens	Defensive Coordinator	2022-23
Michigan	Defensive Coordinator	2021
Baltimore Ravens	Linebackers	2018-20
Baltimore Ravens	Defensive Backs	2017
Baltimore Ravens	Defensive Assistant	2015-16
Baltimore Ravens	Coaching Intern (Defense)	2014
Georgia	Graduate Assistant	2011-13
Cedar Shoals (GA) HS	Linebackers & Running Backs	2008-09

DEFENSIVE FAST FACTS

- Under John Harbaugh, the Ravens have posted a Top 5 scoring defense in eight of his 15 full seasons, including the No. 3 unit (18.5 ppg allowed) in 2022.
- Additionally, Baltimore has boasted 11 Top 10 defenses (yards allowed per game) with Harbaugh as head coach, including the No. 9 unit (tied with TB) in 2022.
- The Ravens have also had nine Top 10 red zone defenses during Harbaugh's tenure as head coach, including the No. 3 unit (46.4%) in 2022.
- During Harbaugh's 15 full seasons as head coach, Baltimore's defense has ranked in the Top 10 in third-down defense on 10 occasions, including No. 4 in 2022.

MOST NFL SHUTOUTS / SINCE RAVENS 1996 INCEPTION

Rk.	Team	Shutouts
1.	New England Patriots	15
2.	Baltimore Ravens	14
3.	San Francisco 49ers	13
4.	Seattle Seahawks	11

RAVENS OFFENSIVE NOTES



TODD MONKEN

1ST SEASON AS
RAVENS OFFENSIVE COORDINATOR

"Todd's leadership and coaching acumen were evident from the beginning. He has a proven track record for designing and teaching offensive systems that allow players to succeed at the highest level. We're excited to get to work and begin building an offense that will help us compete for championships."

- Head coach John Harbaugh on offensive coordinator Todd Monken

MONKEN'S SUCCESS AT GEORGIA

- From 2020-22, Monken served as Georgia's offensive coordinator/quarterbacks coach, helping guide the Bulldogs to back-to-back national championships.
- During Georgia's past two national title seasons (2021-22), Monken led an offense that ranked No. 5 in points per game (39.8) and No. 8 in scrimmage yards per game (472.0). The Bulldogs posted 198.1 rushing yards per contest during this stretch, adding 273.8 passing yards per game.
- In 2022, Georgia led the nation in total net yards (7,517) and total points (616), with Heisman Trophy finalist QB Stetson Bennett throwing 27 TDs, while rushing for 10 more.

MONKEN'S COACHING BACKGROUND

Team	Position	Years
Baltimore Ravens	Offensive Coordinator	2023
Georgia	Offensive Coordinator/QBs	2020-22
Cleveland Browns	Offensive Coordinator	2019
Tampa Bay Buccaneers	Offensive Coordinator	2018
Tampa Bay Buccaneers	Offensive Coordinator/WRs	2016-17
Southern Miss	Head Coach	2013-15
Oklahoma State	Offensive Coordinator/QBs	2011-12
Jacksonville Jaguars	Wide Receivers	2007-2010
LSU	Pass Game Coordinator/WRs	2005-06
Oklahoma State	Pass Game Coordinator/WRs	2002-04
Louisiana Tech	Wide Receivers	2001
Louisiana Tech	Running Backs, Wide Receivers	2000
Eastern Michigan	Offensive Coordinator/QBs	1998-99
Eastern Michigan	Defensive Backs/Wide Receivers	1993-97
Notre Dame	Graduate Assistant	1991-92
Grand Valley State	Graduate Assistant	1989-90

DID YOU KNOW?

- During the John Harbaugh Era (since 2008) when rushing for at least 125 yards, the Ravens have produced a 95-29 record. Baltimore is 66-20 when rushing for at least 150 yards and 33-5 when tallying at least 200 yards under Coach Harbaugh.

2023 TOP OFFENSIVE RANKS

RUSHING YARDS PER GAME

1. **Baltimore**155.1
2. Miami 143.0
3. Cleveland 142.7
4. Chicago 139.5
5. Detroit 136.6

RED ZONE TD EFFICIENCY

1. Miami73.5
2. LA Chargers.....66.7
3. Buffalo65.9
4. **Baltimore**65.2
5. Chicago62.1

RED ZONE TDs

1. **Baltimore** 30
2. Buffalo27
3. Miami25
4. San Francisco24
5. Dal./LAC.....22

PASS COMPLETION PCT

1. Dallas70.4
2. San Francisco70.1
3. Miami69.7
4. Buffalo69.6
5. **Baltimore**69.4

PASS YARDS PER ATTEMPT

1. San Francisco 9.6
2. Miami 8.6
3. Houston 8.3
4. **Baltimore**8.0
5. Dal./Det./Phi.7.6

3RD-&-≤3 CONVERSION PCT

1. Buffalo73.9
2. Tampa Bay73.5
3. **Baltimore**70.7
4. Tennessee.....67.7
5. Philadelphia.....67.5

RUSHING TDs

1. **Baltimore**21
2. Miami 17
3. Detroit..... 16
4. Philadelphia..... 15
- San Francisco 15

RUSHES OF 10+ YARDS

1. Chicago48
2. **Baltimore**45
3. Arizona40
- Miami40
5. Atl./Cle./SF38

RUSHES OF 5+ YARDS

1. **Baltimore**134
2. Chicago131
3. Arizona123
4. Buffalo112
- Cleveland112

RUSHING FIRST DOWNS

1. **Baltimore** 98
2. Philadelphia.....93
3. Chicago92
4. Buffalo91
5. Cleveland82

MOST RUSHING YARDS IN A 16-GAME NFL SEASON

Rk.	Team (Year)	Yards	Avg.	Att.
1.	Baltimore (2019)	3,296	5.53	596
2.	New England (1978)	3,165	4.72	671
3.	Baltimore (2020)	3,071	5.53	555
4.	Kansas City (1978)	2,986	4.50	663
5.	Chicago (1984)	2,974	4.41	674

RUSHING OUTPUTS WITH L.J. AS THE STARTER

Ten of the Ravens' Top 15 all-time rushing outputs have occurred since QB Lamar Jackson became the full-time starter in 2018. Those performances are marked in purple below.

1. **404 at Cin. (1/3/21)**
2. **343 vs. Cle. (9/14/03)**
3. **308 vs. Det. (12/13/09)**
4. **298 vs. Sea. (11/5/23)**
5. **296 at Cle. (12/30/18)**
6. **294 vs. Dal. (12/8/20)**
7. **290 at Cle. (12/4/11)**
8. **285 at LAR (11/25/19)**
9. 276 at Cle. (12/21/03)
10. **269 vs. Cin. (10/13/19)**
11. **267 vs. Cin. (11/18/18)**
12. **265 vs. Pit. (11/1/20)**
13. **265 at Mia. (9/8/19)**
14. **265 at Dal. (12/20/08)**
15. **256 vs. Hou. (11/17/19)**



RAVENS SPECIAL TEAMS NOTES



CHRIS HORTON
5TH SEASON LEADING
BALTIMORE'S SPECIAL TEAMS

"He's an excellent coach. He's detailed, and he's passionate. I think players relate to him very well."

- EVP & GM Eric DeCosta on special teams coordinator Chris Horton

RAVENS RANKS IN FOOTBALL OUTSIDERS' SPECIAL TEAMS DVOA RANKS

3	1	2	9
2022	2021	2020	2019

SPECIAL TEAMS RANKS SINCE 2019

SPECIAL TEAMS RANKS / UNDER HORTON / 2019-23

1	2	2
FIELD GOAL PERCENTAGE	PUNT RETURN AVERAGE	PUNT RETURNS OF 20+ YARDS
90.1	10.9	15
4	5	9^T
PUNTS INSIDE THE 20-YARD LINE PCT	OPPONENT KICKOFF RETURN AVG	PUNT RETURNS OF 20+ YARDS ALLOWED
42.7	20.7	7

BALTIMORE BLOCK PARTY

BLOCKED KICKS / SINCE 2014

Rk.	Team	Blocks
1.	New England.....	22
2.	Philadelphia.....	21
3.	Denver*.....	20
4.	Miami.....	19
5.	Baltimore.....	18
	Cleveland.....	18

RAVENS' 18 BLOCKS (SINCE 2014): BREAKDOWN

Total Blocks.....18	1st Qtr.....4	When Losing.....9
FG Blocks.....12	2nd Qtr.....2	When Winning.....7
PAT Blocks.....3	3rd Qtr.....3	When Tied.....2
Punt Blocks.....3	4th Qtr.....9	Record.....14-4

In 2022, special teams coordinator **Chris Horton** participated in the NFL's inaugural Coach and Front Office Accelerator program.

A RICH HISTORY OF SPECIAL TEAMS

Following the retirement of longtime ST coordinator Jerry Rosburg in 2019, Chris Horton took over as the special teams coach. Horton, who served as Rosburg's assistant for three seasons (2016-18), leads the standout special teams battery.

SEVEN PRO BOWL SPECIALISTS

• Seven Ravens specialists have earned 16 combined Pro Bowl honors during the John Harbaugh Era (since 2008): ST Brendon Ayanbadejo (2008), K Billy Cundiff (2010), RS Devin Duvernay (2021-22), RS Jacoby Jones (2012), K Justin Tucker (2013, 2016 & 2019-22), LS Morgan Cox (2015, 2016 & 2019-20) and P Sam Koch (2015).

PRIME KICKER & PUNTER

• Six-time Pro Bowl K Justin Tucker, who the Ravens signed as a rookie free agent, owns the league's most FGs (382) since entering the NFL in 2012. With a 90.1% career success mark, "Tuck" is the most accurate kicker in league history (382-of-424 on FGAs) and the Ravens' all-time leading scorer (1,592). Earning his first Pro Bowl nod in 2015, now-retired P Sam Koch's 46.7 gross avg. ranked No. 9 in the NFL that season, while his 42.9 net avg. was No. 2. In 2017, Koch led the NFL in both punts inside the 10 (16) and the 20 (a franchise-record 40).

RAVENS' RETURN MEN SOAR

• Dating back to 2011, six different Ravens have returned punts for touchdowns: WR Michael Campanaro, WR Kaelin Clay, WR Tandon Doss, CB Cyrus Jones, WR Jacoby Jones and DB Lardarius Webb.

DUVERNAY IS A DANGEROUS RETURNER

• Against Miami in Week 2 of 2022, two-time Pro Bowl RS Devin Duvernay registered a 103-yard KOR-TD, marking the Ravens' first opening-game KOR-TD in franchise history. With that play, Duvernay became the second Raven ever to record multiple regular season KOR-TDs in a career (also 93 yards on 9/28/20 vs. KC), joining WR Jacoby Jones (4).

NO. 1 KOR AVERAGE UNDER HARBAUGH

Since 2008, when John Harbaugh became the Ravens' head coach, Baltimore owns the NFL's No. 1 KOR average (24.7).

NFL KICKOFF RETURN AVERAGE [SINCE 2008 / HARBAUGH'S BALTIMORE TENURE]

Rk.	Team	KOR	Yards	Avg.	Long	TDs
1.	Baltimore	593	14,625	24.7	108t	9
2.	Minnesota	644	15,770	24.5	109t	13
3.	NY Jets	715	16,935	23.7	107t	8

RAVENS PERSONNEL NOTES



ERIC DeCOSTA
28TH SEASON WITH RAVENS
5TH AS EVP & GENERAL MANAGER

**RAVENS SCOUTING HISTORY
- SINCE 1996 -**

31 *HOMEGROWN RAVENS
PRO BOWLERS*

26 *DRAFTED RAVENS TO EARN
PRO BOWL HONORS*

5 *UNDRAFTED ROOKIES TO EARN
PRO BOWL HONORS*

HOMEGROWN PRO BOWLERS

The Ravens have had 53 different players earn Pro Bowl honors since the team's 1996 inception. Of those, 31 are homegrown – 26 drafted and 5 signed as a rookie free agent.

RAVENS HOMEGROWN PRO BOWLERS / SINCE 1996 INCEPTION

Year	Drafted (Rd.)	Name	Pro Bowls
1996 (1st)		LB Ray Lewis	13
1996 (1st)		T Jonathan Ogden	11
2002 (1st)		S Ed Reed	9
2007 (3rd)		G Marshal Yanda	8
2003 (1st)		OLB Terrell Suggs	7
2012 (RFA)		K Justin Tucker #	6
2006 (1st)		DT Haloti Ngata	5
2017 (RFA)		FB Patrick Ricard #	4
1997 (1st)		OLB Peter Boulware	4
2010 (RFA)		LS Morgan Cox #	4
2014 (1st)		LB C.J. Mosley	4
2018 (3rd)		TE Mark Andrews	3
2017 (1st)		CB Marlon Humphrey	3
1999 (1st)		CB Chris McAlister	3
2008 (2nd)		Ray Rice	3
2020 (3rd)		WR/RS Devin Duvernay	2
2018 (3rd)		T Orlando Brown Jr.	2
2001 (1st)		TE Todd Heap	2
2018 (1st)		QB Lamar Jackson	2
2016 (5th)		OLB Matthew Judon	2
1996 (5th)		WR/RS Jermaine Lewis	2
2007 (4th)		FB Le'Ron McClain	2
2000 (6th)		OLB Adalius Thomas	2
2020 (RFA)		QB Tyler Huntley #	1
2007 (1st)		G Ben Grubbs	1
2013 (4th)		FB Kyle Juszczyk	1
2006 (6th)		P Sam Koch	1
2000 (1st)		RB Jamal Lewis	1
2002 (RFA)		LB Bart Scott #	1
2016 (1st)		T Ronnie Stanley	1
2013 (3rd)		DT Brandon Williams	1

Undrafted Rookie Free Agent

Bold Indicates 2022 Pro Bowler

FIRST-ROUND FINDS

There have been 67 combined Pro Bowls earned by the 30 Ravens tabbed in the first round from 1996-22. These selections have also earned multiple POTY Awards, an NFL MVP honor, two Super Bowl MVPs and three HOF inductions.

RAVENS ALL-TIME FIRST-ROUND DRAFT PICKS

Year	Name	Pick	Pro Bowls
1996	T Jonathan Ogden * –	4	11
1996	LB Ray Lewis + + ~ –	26	13
1997	LB Peter Boulware *	4	4
1998	CB Duane Starks	10	
1999	CB Chris McAlister	10	3
2000	RB Jamal Lewis * =	5	1
2000	WR Travis Taylor	10	
2001	TE Todd Heap	31	2
2002	S Ed Reed * + –	24	9
2003	OLB Terrell Suggs * +	10	7
2003	QB Kyle Boller	19	
2005	WR Mark Clayton *	22	
2006	DT Haloti Ngata *	12	5
2007	G Ben Grubbs *	29	2
2008	QB Joe Flacco ^ ~	18	
2009	T Michael Oher *	23	
2011	CB Jimmy Smith	27	
2013	S Matt Elam	32	
2014	LB C.J. Mosley *	17	4
2015	WR Breshad Perriman	26	
2016	T Ronnie Stanley	6	1
2017	CB Marlon Humphrey	16	3
2018	TE Hayden Hurst	25	
2018	QB Lamar Jackson %	32	2
2019	WR Marquise Brown	25	
2020	ILB Patrick Queen *	28	
2021	WR Rashod Bateman	27	
2021	OLB Odafe Oweh*	31	
2022	S Kyle Hamilton*	14	
2022	C Tyler Linderbaum*	25	
2023	WR Zay Flowers	22	

% NFL MVP ~ Super Bowl MVP + Defensive Player of the Year
= Offensive Player of the Year – Pro Football Hall of Fame
* All-Rookie Team ^ NFL Rookie of the Year (Fan Vote)

Baltimore has drafted three players (Ogden, Lewis & Reed) who were selected to the Pro Football Hall of Fame. For Ogden & Lewis, it was the first time ever two players were drafted in the same round (1st in 1996) by a team and reached the HOF in their initial year of eligibility.

Eric DeCosta has been with the franchise since Day One, first beginning as an intern during the inaugural 1996 season and then ascending to the personnel department's chief decision-maker in 2019. Prior to being named EVP/GM – succeeding the legendary Ozzie Newsome – DeCosta received GM interview offers annually from multiple teams in recent years. However, he never seriously considered leaving Baltimore, which has always aligned perfectly with what he envisioned to be his dream job.

RAVENS PERSONNEL NOTES



OZZIE NEWSOME 28TH SEASON WITH RAVENS 33RD SEASON IN FRONT OFFICE ROLE

"He and I have always been very different in a lot of ways, but so aligned. It's a special relationship in my life. I've learned a lot of football, but honestly, just a lot more about being a good person. So, I am extremely happy that Ozzie is going to play such a significant role moving forward for this organization."

- EVP & GM Eric DeCosta
on EVP Ozzie Newsome

"20/20 CLUB"

The Ravens' "20/20 Club" includes members of the personnel staff who started with Baltimore as young assistants and grew into evaluators with more input. The term "20/20" refers to hiring 20-year-olds for \$20,000. But according to Ozzie Newsome: "The guys actually started when they were a little older than 20 and for more than \$20,000, but that's what we call them."

RAVENS "20/20 CLUB" GRADUATES / CURRENT SCOUTS

Name	Joined Ravens	Current Title
George Kokinis	1991 (w/ Browns)	Dir. of Player Personnel
Eric DeCosta	1996	EVP & General Manager
Joe Hortiz	1998	Dir. of Player Personnel
Mark Azevedo	2005	Asst. Dir. of Player Personnel
David Blackburn	2007	Director of College Scouting
Andrew Raphael	2013	National Scout
Brandon Berning	2015	Midwest/SW Area Scout
Joey Cleary	2015	Southeast Area Scout
Corey Frazier	2017	West Coast Area Scout
"Q" Attenoukon	2017	Area Scout
Patrick McDonough	2018	Northeast Area Scout
Chas Stallard	2018	Southwest Area Scout
Travis Hawkins	2021	Scout

ALL-PRO DRAFT PICKS

Led by Ozzie Newsome & Eric DeCosta, Baltimore has drafted a league-high 17 players who have earned AP first-team All-Pro honors since 1996. Including undrafted rookies LS Morgan Cox and K Justin Tucker, the Ravens have produced 19 "homegrown" AP first-team All-Pro selections since their 1996 inception.

MOST DRAFT CHOICES SINCE 1996 TO EARN AP FIRST-TEAM ALL-PRO

1. Baltimore ...17	Mark Andrews (1)	Ray Lewis (7)	Ed Reed (5)
2. New England .. 15	Devin Duvernay (1)	Chris McAlister (1)	Ronnie Stanley (1)
3. San Francisco . 14	Marlon Humphrey (1)	Le'Ron McClain (1)	Terrell Suggs (1)
4. Carolina 13	Lamar Jackson (1)	Haloti Ngata (2)	Adalius Thomas (1)
Dallas 13	Jamal Lewis (1)	Jonathan Ogden (4)	Marshal Yanda (2)
Kansas City ... 13	Jermaine Lewis (1)	Kelechi Osemele (1)	
Tennessee 13			

SUCCESS ACROSS THE DRAFT BOARD

1ST ROUND

Jonathan Ogden ('96), Ray Lewis ('96), Peter Boulware ('97), Chris McAlister ('99), Jamal Lewis ('00), Todd Heap ('01), Ed Reed ('02), Terrell Suggs ('03), Haloti Ngata ('06), Ben Grubbs ('07), Joe Flacco ('08), Michael Oher ('09), Jimmy Smith ('11), C.J. Mosley ('14), Ronnie Stanley ('16), Marlon Humphrey ('17), Lamar Jackson ('18), Patrick Queen ('20), Kyle Hamilton ('22), Tyler Linderbaum ('22), Zay Flowers ('23)

2ND ROUND

Jamie Sharper ('97), Anthony Weaver ('02), Ray Rice ('08), Paul Kruger ('09), Torrey Smith ('11), Courtney Upshaw ('12), Kelechi Osemele ('12), Tyus Bowser ('17), J.K. Dobbins ('20)

3RD ROUND

Casey Rabach ('01), Marshal Yanda ('07), Lardarius Webb ('09), Brandon Williams ('13), Orlando Brown Jr. ('18), Mark Andrews ('18), Devin Duvernay ('20), Justin Madubuike ('20)

4TH ROUND

Edwin Mulitalo ('99), Edgerton Hartwell ('01), Jarret Johnson ('03), Le'Ron McClain ('07), Dennis Pitta ('10), Kyle Juszczyk ('13), Za'Darius Smith ('15), Tavon Young ('16), Anthony Averett ('18)

5TH ROUND

Jermaine Lewis ('96), Dawan Landry ('06), Arthur Jones ('10), Pernell McPhee ('11), Rick Wagner ('13), Nick Boyle ('15), Matthew Judon ('16)

6TH ROUND

Adalius Thomas ('00), Chester Taylor ('02), Sam Koch ('06), Tyrod Taylor ('11), Ryan Jensen ('13), Darren Waller ('15), Chuck Clark ('17), Bradley Bozeman ('18), DeShon Elliott ('18)

7TH ROUND

DeAngelo Tyson ('12), Michael Campanaro ('14), Zach Sieler ('18), Geno Stone ('20)

RFA

Mike Flynn ('97), Priest Holmes ('97), Will Dumps ('02), Bart Scott ('02), Ma'ake Kemoeatu ('02), Jameel McClain ('08), Dannell Ellerbe ('09), Morgan Cox ('10), Josh Byner ('11), Justin Tucker ('12), James Hurst ('14), Zach Orr ('14), Patrick Onwuasor ('16), Michael Pierce ('16), Matt Skura ('16), Patrick Ricard ('17), Chris Board ('18), Gus Edwards ('18), Patrick Mekari ('19), Tyler Huntley ('20), Keaton Mitchell ('23)

Ozzie Newsome's legacy is unlike any the game has seen. Known throughout all of sports as a premier leader, he is a Hall of Fame player, the architect of Baltimore's 2000 and 2012 Super Bowl championship teams and an elite evaluator who became the NFL's first African American GM. In 2019, his longtime top lieutenant, Eric DeCosta, took over as the Ravens' EVP & GM. However, Newsome maintains a significant role within the organization as its executive VP.

RAVENS IRONMEN / TURNOVER NOTES

RAVENS IRONMEN

RAVENS CONSECUTIVE GAMES PLAYED / ACTIVE STREAKS



JUSTIN TUCKER
189

PATRICK QUEEN
61

MALIK HARRISON
35

RAVENS CONSECUTIVE GAMES PLAYED / ALL-TIME STREAKS

Rk.	Player	Games	Years
1.	Sam Koch	239	2006-20
2.	Justin Tucker	189	2012-present
3.	Jarret Johnson	129	2003-11
4.	Joe Flacco	122	2008-15
5.	Anthony Levine Sr.	117	2013-20
6.	Peter Boulware	111	1997-2003

RAVENS ALL-TIME GAMES PLAYED

Rk.	Player	Games	Years
1.	Sam Koch	256	2006-21
2.	Terrell Suggs	229	2003-18
3.	Ray Lewis	228	1996-2012
4.	Matt Stover	207	1996-2008
5.	Justin Tucker	189	2012-present
6.	Jonathan Ogden	177	1996-2007
	Marshal Yanda	177	2007-19
8.	Morgan Cox	165	2010-20
9.	Joe Flacco	163	2008-18
10.	Ed Reed	160	2002-12
11.	Anthony Levine Sr.	146	2012-21
12.	Jarret Johnson	143	2003-11
13.	Chris McAlister	135	1999-2008
	Haloti Ngata	135	2006-14
15.	Mike Flynn	134	1998-2007
	Kelly Gregg	134	2001-10
17.	Todd Heap	133	2001-10
18.	Jimmy Smith	128	2011-21
19.	Ladarius Webb	127	2009-17
20.	Peter Boulware	126	1997-2005
21.	Brandon Williams	123	2013-21
22.	Cornell Brown	109	1997-2004
	Bart Scott	109	2002-08
24.	Edwin Mulitalo	106	1999-2006
25.	Patrick Ricard	98	2017-present

TURNOVER MARGIN SINCE 2008

Since John Harbaugh's 2008 Baltimore arrival, the Ravens have produced the NFL's fifth-best turnover differential (+51).

NFL's TOP TURNOVER DIFFERENTIALS (SINCE 2008 / JOHN HARBAUGH ERA)

Rk.	Team	Takeaways	Giveaways	Turnover Diff.
1.	New England	435	270	+165
2.	Green Bay	396	272	+124
3.	Seattle	394	310	+84
4.	Kansas City	392	324	+68
5.	Baltimore	385	334	+51

TURNOVER MARGIN AT HOME

Baltimore owns a +51 differential at home during the John Harbaugh Era, ranking as the league's fourth-best mark.

NFL's TOP TURNOVER DIFFERENTIALS / AT HOME (SINCE 2008 / JOHN HARBAUGH ERA)

Rk.	Team	Takeaways	Giveaways	Turnover Diff.
1.	Green Bay	223	119	+104
2.	New England	223	138	+85
3.	Seattle	208	144	+64
4.	Baltimore	207	156	+51

TURNOVER TABLE SINCE 2000

Year	TA/TO	Plus/Minus	Record
2023	15/14	+1	8-3
2022	25/21	+4	10-7
2021	15/26	-11	8-9
2020	22/18	+4	11-5
2019	25/15	+10	14-2
2018	17/20	-3	10-6
2017	34/17	+17	9-7
2016	28/23	+5	8-8
2015	14/28	-14	5-11
2014	22/20	+2	10-6
2013	24/29	-5	8-8
2012	25/16	+9	10-6
2011	26/24	+2	12-4
2010	27/20	+7	12-4
2009	32/22	+10	9-7
2008	34/21	+13	11-5
2007	23/40	-17	5-11
2006	40/23	+17	13-3
2005	26/36	-10	6-10
2004	34/23	+11	9-7
2003	41/38	+3	10-6
2002	31/32	-1	7-9
2001	28/36	-8	10-6
2000	49/26	+23	12-4
Total	657/588	+69	227-154

THE RAVENS ARE...

SINCE 2000, HERE ARE THE RAVENS' RECORDS IN A GAME:

When turnover ratio is +2 or better 91-7

When turnover ratio is +1 or better 137-20

When turnover ratio is even 47-31

When turnover ratio is negative 40-102



THAT M&T MAGIC

HOME UNDER HARBS

Under John Harbaugh (since 2008), the Ravens own the NFL's third-best home winning percentage (.717), going 91-36 at M&T Bank Stadium.

NFL'S BEST REGULAR SEASON HOME RECORDS [JOHN HARBAUGH ERA / SINCE 2008]

Rk.	Team	Record	Pct.
1.	New England Patriots	96-31	.756
2.	Green Bay Packers	94-30-2	.754
3.	Baltimore Ravens	91-36	.717
4.	Pittsburgh Steelers	89-37-1	.705
5.	Minnesota Vikings	83-43	.659

RAVENS DEFEND THE BANK

The Ravens have been outstanding at home since they arrived in Baltimore. Below are their respective home records and corresponding NFL rankings during several periods.

RAVENS HOME RECORDS / NFL RANKINGS

Time Period (Milestone)	Record	NFL Rank
Since 2010 (Past 13+ Seasons).....	79-32	3
Since 2008 (John Harbaugh's Arrival)	91-36	3
Since 2000 (First Super Bowl Season)	137-54	3
Since 1998 (M&T Bank Stadium Opened)	145-62	3
Since 1996 (Team's Inception)	152-70-1	4

HOME "D" UNDER HARBS [SINCE 2008]

17.4

POINTS ALLOWED
PER GAME
(NFL'S BEST)

78.7

OPPONENT PASSER
RATING
(NFL'S 2ND BEST)
BUFFALO - 77.2

307.6

YARDS ALLOWED
PER GAME
(NFL'S BEST)

X DATING BACK TO 2008, THE RAVENS HAVE OUTSCORED OPPONENTS 3,245 TO 2,206 AT HOME. IN THEIR 91 WINS DURING THIS SPAN, THE MARGIN OF VICTORY HAS BEEN 14.3 POINTS PER GAME.

X THE RAVENS OWN A +1,039 POINT DIFFERENTIAL AT HOME UNDER JOHN HARBAUGH, RANKING NO. 3 IN THE NFL (NE IS +1,248 & GB IS +1,053).

X BALTIMORE IS 44-0 UNDER HARBAUGH WHEN ALLOWING 12 POINTS OR FEWER AT HOME.

HOME "D" DOMINANCE DATES WAY BACK

The Ravens' "D" has been stout at home for many seasons. Since 2003, Baltimore ranks at the top in several key categories:

BEST NFL DEFENSES AT HOME / SINCE 2003

POINTS PER GAME (Fewest Allowed)

1. Baltimore	17.1
2. New England	17.5
3. Pittsburgh	18.4

TOTAL DEFENSE (Fewest Yards Allowed)

1. Baltimore	301.1
2. Pittsburgh	302.8
3. San Francisco	319.5

TAKEAWAYS

1. New England	308
2. Baltimore	306
3. Buffalo	299

DEFENSIVE TDs

1. Arizona	37
2. Baltimore	34
3. Green Bay/Tennessee	30

HOME FAST FACTS

- Under head coach John Harbaugh, the Ravens are 21-6 in September home games. The Ravens have won 24 of their past 30 home games in the month of September (dating back to 2006).
- Under Coach Harbaugh, the Ravens are 27-7 in November home games, producing the NFL's second-best such record. The Ravens have won 25 of their past 31 home games during the month.
- The Ravens are 26-10 at home in the month of December under John Harbaugh and 46-18 in such games during their history.
- Under Coach Harbaugh (since 2008), Baltimore has gone 26-7 against NFC teams at M&T Bank Stadium, producing the NFL's best home record by an AFC squad vs. the "other" conference.
- Baltimore has won 29 of its last 36 home games vs. NFC teams.
- In their history, the Ravens have hosted 29 games when the temperature was below 40 degrees. Baltimore is 23-5-1 in such cold weather games.
- Baltimore is 10-3 at home in November against AFC North foes under Harbaugh. Overall under Harbaugh, the Ravens are 30-16 in home games played against AFC North foes.
- Baltimore has won 26 of its last 39 home games vs. AFC North foes.
- The Ravens are 19-5 at home all time against teams from the West Coast/Pacific TZ. (Ari. - 3-1, LV - 6-1, LAC - 4-1, LAR - 0-1, SF - 3-0 & Sea. - 3-1).

BEST HOME DEFENSE

Baltimore has permitted an NFL-low 17.4 ppg at home during the John Harbaugh Era. Under "Harbs," the Ravens are 42-0 at home when allowing 10 points or fewer. In 26 of those games, the Ravens permitted no more than 7 points.

FEWEST POINTS PER GAME ALLOWED AT HOME [SINCE 2008 / JOHN HARBAUGH ERA]

BALTIMORE	17.4
NEW ENGLAND	18.5
PITTSBURGH	18.7



ALL-TIME RESULTS / TRENDS

RAVENS REGULAR SEASON RECORDS

	Overall Record	Home	Away
Overall	251-193-1	152-70-1	99-123
In M&T Bank Stadium (since 1998)	145-62	145-62	n/a
Coached by Ted Marchibroda	16-31-1	11-12-1	5-19
Coached by Brian Billick	80-64	50-22	30-42
Coached by John Harbaugh	155-98	91-36	64-62
vs. AFC Teams	183-151	110-58	73-93
vs. AFC North	74-57	43-22	31-35
vs. AFC Central (1996-2001)	26-28	13-14	13-14
vs. AFC East	29-24	19-7	10-17
vs. AFC South	25-20	16-7	9-13
vs. AFC West	29-22	19-8	10-14
vs. NFC Teams	68-42-1	42-12-1	26-30
vs. NFC North	12-9	8-3	4-6
vs. NFC Central (1996-2001)	3-5	3-1	0-4
vs. NFC East	17-10-1	10-2-1	7-8
vs. NFC South	16-8	8-4	8-4
vs. NFC West	20-10	13-2	7-8
On Primetime (7 p.m. ET or later)	47-34	27-9	20-25
On Monday Night Football	16-13	6-3	10-10
On Tuesday	1-0	1-0	0-0
On Wednesday	0-1	0-0	0-1
On Thursday Night Football	10-6	8-1	2-5
On Saturday	5-2	3-0	2-2
On Sunday Night Football	18-14	12-5	6-9
In Overtime	15-17-1	9-7-1	6-10
Ravens Shutout Wins	14-0	6-0	8-0
In Season Openers	16-12	10-4	6-8
Indoors	9-16	n/a	9-16

Note: Baltimore has played in Houston's Reliant/NRG Stadium six times (4-2), Indy's Lucas Oil Stadium three times (1-2), Dallas' Texas Stadium once (1-0), Atlanta's Mercedes-Benz Stadium once (1-0), New Orleans' Caesars Superdome once (1-0) and Las Vegas' Allegiant Stadium once (0-1). Four of those games at Reliant Stadium/NRG Stadium (12/13/10, 10/21/12, 12/21/14 & 9/20/20), one at Allegiant Stadium (9/13/21) and one at Caesars Superdome came when the roof was closed, meaning those games were "indoors," while the other games listed are considered "outdoors" due to open roofs. One of these games at Lucas Oil Stadium (11/8/20) came when the roof was opened, deeming that an outdoor game.

In August	0-1	0-1	0-0
In September	58-36	35-11	23-25
In October	52-56	26-22	26-35
In November	69-45-1	42-16-1	27-29
In December	66-48	46-18	20-30
In January	6-7	3-2	3-5

RAVENS REGULAR RESULTS WHEN...

Team	Since 2000	Since 2008	2023	Offense	Since 2000	Since 2008	2023
Record	227-154	155-98	8-3	Scoring 20 or more points	180-61	130-46	8-1
vs. AFC North (since 2002)	74-57	57-39	3-2	Scoring 30 or more points	82-10	62-8	4-1
vs. AFC	166-119	112-76	5-3	Having 20 or more first downs	116-68	94-49	6-1
vs. NFC	61-35	43-22	3-0	Totaling 350 or more net yards	113-55	88-40	5-1
Home	137-54	91-36	4-2	At least 35 minutes time of poss.	67-10	47-8	2-0
Away	90-100	64-62	4-1	Rushing for 150 or more yards	91-28	66-20	3-1
On grass	125-92	87-56	6-3	When not throwing an INT	128-32	90-25	6-1
Artificial turf	102-62	68-42	2-0	With a 100-yard rusher	75-28	47-15	1-1
Outdoors	218-141	147-90	7-3	Without a 100-yard rusher	152-126	108-83	7-2
Indoors	9-13	8-8	1-0	With a 100-yard receiver	46-34	34-25	1-0
September	50-29	35-18	2-1	Without a 100-yard receiver	181-121	121-74	7-3
October	49-45	33-29	4-1	With a 300-yard passer	25-21	23-16	1-0
November	64-33	44-19	2-1	Without a 300-yard passer	202-133	133-72	7-3
December	58-40	39-26	0-0				
January	6-7	4-6	0-0	Defense	Since 2000	Since 2008	2023
Leading at halftime	180-35	125-29	8-2	When scoring a defensive TD	51-10	29-7	0-1
Trailing at halftime	34-105	21-62	0-1	When returning an INT for a TD	35-5	17-4	0-1
Tied at halftime	13-14	9-7	0-0	When returning a fumble for a TD	19-5	15-3	0-0
Tied after 3 quarters	5-9	3-5	0-0	Recording 3 or more sacks	121-49	76-35	6-3
Leading after 3 quarters	194-30	136-25	8-3	Holding opp. under 250 net yards	79-21	52-8	3-0
Trailing after 3 quarters	28-115	16-68	0-0	Holding opp. under 21 points	181-43	124-22	6-1
Decided by 7 points or fewer	94-90	63-66	2-3	Holding opp. under 15 points	134-16	86-6	4-0
Decided by 3 points or fewer	53-51	37-37	1-2	Allowing a 100-yard rusher	22-33	14-23	0-2
When scoring first	159-54	115-39	7-3	Not allowing a 100-yard rusher	205-121	141-75	8-1
When not scoring first	68-100	40-59	1-0	Allowing a 100-yard receiver	45-49	29-33	1-1
Positive or even turnover ratio	187-52	123-40	7-1	Not allowing a 100-yard receiver	182-105	126-65	7-2
Negative turnover ratio	40-102	32-58	1-2	Allowing a 300-yard passer	32-34	23-28	0-0
Winning penalty ratio	97-63	66-37	2-3	Not allowing a 300-yard passer	195-120	132-70	8-3
Losing penalty ratio	109-77	72-49	4-0				
Overtime	13-15	9-12	0-1				
When returning a KOR for a TD	5-5	5-4	0-0				
When returning a PR for a TD	9-3	5-1	0-0				

PLAYER NOTES - JACKSON



LAMAR JACKSON
#8 | QUARTERBACK

1x FIRST-TEAM ALL PRO
2x PRO BOWLER

2019
NFL MVP
UNANIMOUS

A PROVEN WINNER

BEST RECORD BY A STARTING QB / SINCE 1970 (MINIMUM 50 CAREER STARTS)

Rk.	Quarterback	Record	Win Pct.
1.	Patrick Mahomes	71-19	.789
2.	Tom Brady	251-82	.754
3.	Roger Staubach	84-29	.743
4.	Lamar Jackson	53-19	.736
5.	Joe Montana	117-47	.713

BEST RECORD BY AN ACTIVE STARTING QB / SINCE WEEK 11, 2018 (JACKSON'S FIRST NFL START) / MINIMUM 20 STARTS

Rk.	Quarterback	Record	Win Pct.
1.	Patrick Mahomes	61-18	.772
2.	Lamar Jackson	53-19	.736
3.	Jalen Hurts	32-12	.727
4.	Aaron Rodgers	50-23	.685
5.	Josh Allen	56-26	.683

FEWEST STARTS TO REACH 50 CAREER WINS (SUPER BOWL ERA / SINCE 1966)

Rk.	Quarterback	Starts
1.	Ken Stabler	62
2.	Patrick Mahomes	63
3.	Tom Brady	65
4.	Roger Staubach	67
5.	Lamar Jackson	68

MOST WINS BY A QB IN FIRST 50 NFL STARTS (SINCE 1970 MERGER)

1.	Patrick Mahomes	40
	Ken Stabler	40
3.	Lamar Jackson	38
	Tom Brady	38
	Danny White	38

MOST WINS BY A QB AGE 25 OR YOUNGER (NFL HISTORY)

1.	Lamar Jackson	45
2.	Drew Bledsoe	42
3.	Dan Marino	41
4.	Josh Allen	39
	Ben Roethlisberger	39

DUAL-THREAT DYNAMO

GAMES W/ 200+ PASS YARDS AND 100+ RUSH YARDS (SINCE 1970 MERGER)

1.	Lamar Jackson	8
2.	Josh Allen	3
	Cam Newton	3
	Russell Wilson	3

GAMES W/ 200+ PASS YARDS AND 50+ RUSH YARDS (SINCE 1970 MERGER)

1.	Cam Newton	28
2.	Lamar Jackson	25
	Russell Wilson	25
4.	Steve Young	20

GAMES W/ 3+ PASS TDs AND 100+ RUSH YARDS (SINCE 1970 MERGER)

1.	Lamar Jackson	4
2.	Seven Players	1

GAMES W/ 3+ PASS TDs AND 50+ RUSH YARDS (SINCE 1970 MERGER)

1.	Lamar Jackson	11
2.	Cam Newton	10
3.	Russell Wilson	8
4.	Steve Young	7

10k + 4k

In 2022, Jackson became the first player in NFL history to record 10,000 passing yards and 4,000 rushing yards in any five-year span of a career.

100-YARD MARK

MOST 100-YARD RUSHING GAMES BY A QB (REGULAR SEASON / NFL HISTORY)




LAMAR JACKSON



MICHAEL VICK



JUSTIN FIELDS



RUSSELL WILSON

JACKSON RUNS UP THE CHARTS

MOST RUSHING YARDS BY A QUARTERBACK / NFL HISTORY

Rk.	Quarterback	Games	Yards	YPG
1.	Michael Vick	143	6,109	42.7
2.	Cam Newton	148	5,628	38.0
3.	Russell Wilson	183	5,198	28.4
4.	Lamar Jackson	81	4,972	61.4
5.	Randall Cunningham	162	4,928	30.4
6.	Steve Young	169	4,239	25.1

MOST RUSHING YARDS / QBs / SINGLE-SEASON HISTORY

1.	Lamar Jackson (2019)	1,206
2.	Justin Fields (2022)	1,143
3.	Michael Vick (2006)	1,039
4.	Lamar Jackson (2020)	1,005
5.	Bobby Douglass (1972)	968

✗ Jackson is the only QB since the 1970 merger to reach 600 rushing yards in each of the first five years of a career. He's also the only QB ever to post four seasons with 700 rushing yards in a career.

PLAYER NOTES - JACKSON

4 PASSING TDs & 100 RUSHING YARDS

On 9/25/22 at NE, Jackson became the third player in NFL history to record 4 TD passes and rush for 100 yards in a single game, joining Cam Newton (2015) and Randall Cunningham (1990). He also became the first player to throw 3+ TD passes *and* rush for 100 yards in back-to-back games.

4 TD PASSES AND 100 RUSHING YARDS IN A SINGLE GAME - NFL HISTORY -



LAMAR JACKSON
(9/25/22 at NE)

4 PASSING TDs
107 RUSHING YARDS



CAM NEWTON
(12/20/15 at NYG)

5 PASSING TDs
100 RUSHING YARDS



RANDALL CUNNINGHAM
(11/4/90 vs. NE)

4 PASSING TDs
124 RUSHING YARDS

25 **PASSING**
5 **RUSHING**

QB Lamar Jackson (two, 2019-20) is tied with QBs Deshaun Watson (2018-19) and Steve Young (1994, 1998) for the second-most seasons tallying at least 25 passing TDs and 5 rushing TDs since the 1970 merger. Only QB Josh Allen (three, 2020-22) has more.

WHAT TO LOOK FOR IN 2023

JACKSON NEEDS ...

65 – rushing yards to reach 600 in 2023 and become the first QB in NFL history with at least 600 rushing yards in each of the first six seasons of a career.

28 – rushing yards to become the fourth QB ever with 5,000 in a career, joining Michael Vick (6,109), Cam Newton (5,628) and Russell Wilson (5,198).

4 – games with at least 200 passing yards and 50 rushing yards to surpass QB Cam Newton (28) for the most ever by a QB. Jackson has 25 in his career (2018-23).

3 – games with 50 rushing yards to surpass Michael Vick (54) for the most such games ever by QB. Jackson has 52 in his career (2018-23).

1 – rushing TD in 2023 to become the fourth QB since the merger with 30+ rushing TDs in the first six years of a career, joining Cam Newton (48), Josh Allen (45) and Jalen Hurts (35).

75 + 75

QB Lamar Jackson is the only player in NFL history to throw and rush for a TD of 75 yards each in a single game (Week 2 of 2022 vs. Mia.).

RAVENS RECORDS: SINGLE-SEASON HISTORY

PASSING TOUCHDOWNS

Rk. Quarterback (Year)	TDs
1. Lamar Jackson (2019).....	36
2. Vinny Testaverde (1996).....	33
3. Joe Flacco (2014).....	27
4. Lamar Jackson (2020).....	26
5. Joe Flacco (2010).....	25

PASSER RATING

Rk. Quarterback (Year)	Rate
1. Lamar Jackson (2019).....	113.3
2. Lamar Jackson (2020).....	99.3
3. Lamar Jackson (2023, Weeks 1-10) ..	100.8
4. Joe Flacco (2010).....	93.6
5. Lamar Jackson (2022).....	91.1

TD PASS PERCENTAGE

Rk. Quarterback (Year)	TD%
1. Lamar Jackson (2019).....	9.0
2. Lamar Jackson (2020).....	6.9
3. Vinny Testaverde (1996).....	6.0
4. Tony Banks (1999).....	5.3
Trent Dilfer (2000).....	5.3

RAVENS RECORDS: SINGLE-GAME HISTORY

PASSING TOUCHDOWNS

Rk. QB/Date/Opponent	TDs
1. Lamar Jackson, 12/12/19 vs. NYJ. ...	5
Lamar Jackson, 11/25/19 at LAR.	5
Lamar Jackson, 9/8/19 at Mia.	5
Joe Flacco, 10/12/14 at TB.	5
Tony Banks, 9/10/00 vs. Jax.	5

COMPLETION PERCENTAGE

Rk. QB/Date/Opponent	Pct.
1. Lamar Jackson, 11/10/19 at Cin. ...	88.2
2. Lamar Jackson, 10/11/21 vs. Ind. ..	86.0
3. Lamar Jackson, 9/8/19 at Mia.	85.0
4. Tyler Huntley, 12/4/22 vs. Den.	84.4

PASSER RATING

Rk. QB/Date/Opponent	Rate
1. Lamar Jackson, 11/10/19 at Cin. ...	158.3
Lamar Jackson, 9/8/19 at Mia.	158.3
3. Lamar Jackson, 10/22/23 vs. Det.	155.8
4. Lamar Jackson, 9/13/20 vs. Cle. ...	152.1

Jackson is the youngest QB in NFL history to produce a perfect passer rating. Incredibly, he's done it twice.

CONSECUTIVE PASSES, NO INTs

Rk. QB/Dates	Passes
1. Lamar Jackson, 11/25/18 -- 9/29/19 ..	248
2. Lamar Jackson, 10/6/19 -- 12/8/19 ...	181
3. Joe Flacco, 9/25/16 -- 10/23/16	176

PLAYER NOTES - JACKSON

CAREER HONORS

- ✗ **Two-time Pro Bowler**
2019, 2021
- ✗ **Associated Press and PFWA NFL MVP**
2019
- ✗ **PFWA Offensive Player of the Year**
2019
- ✗ **Associated Press first-team All-Pro**
2019
- ✗ **Ranked No. 1 on the NFL Network's Top 100 List**
2020
- ✗ **PFWA All-NFL Team**
2019
- ✗ **FedEx Air Player of the Year**
2019
- ✗ **Team MVP, as voted by local media**
2019
- ✗ **NFL 101 Awards' AFC Offensive Player of the Year**
2019
- ✗ **Maxwell FB Club's Bert Bell Pro Player of the Year**
2019
- ✗ **Pro Bowl Offensive MVP**
2019
- ✗ **Two-time AFC Offensive Player of the Month**
November 2019, September 2022
- ✗ **Nine-time AFC Offensive Player of the Week**
Week 7, 2023; Week 5, 2021; Week 14, 2020; Week 1, 2020; Week 15, 2019; Week 12, 2019; Week 10, 2019; Week 9, 2019; Week 1, 2019
- ✗ **Three-time FedEx Air NFL Player of the Week**
Week 12, 2019; Week 10, 2019; Week 1, 2019
- ✗ **FedEx Ground NFL Player of the Week**
Week 6, 2019
- ✗ **NFL Offensive Rookie of the Month**
December 2018

2019 UNANIMOUS MVP

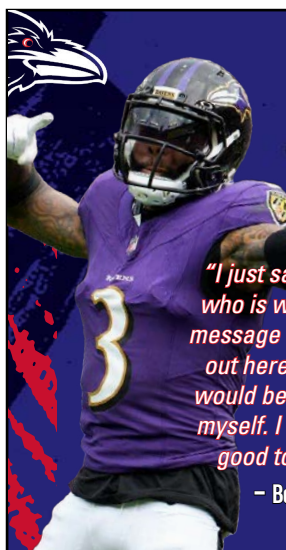
- ✗ In 2019, Jackson became the only QB in NFL history to produce at least 3,000 passing yards and 1,000 rushing yards in a season. (He had 3,127 passing & 1,206 rushing.)
- ✗ Jackson was responsible for an NFL-best 43 total TDs (36 passing & 7 rushing) in 2019. His 36 TD passes and 9.0 passing TD percentage each led the NFL and still stand as the most in franchise single-season history.
- ✗ Jackson rushed for 1,206 yards in 2019, marking the most by a quarterback in NFL single-season history. He also produced the NFL single-season record for most 100-yard rushing games (5 in 2019) by a quarterback.
- ✗ Jackson (36/7) also became the third QB in NFL history with at least 35 passing TDs & 7 rushing TDs. Steve Young (1994), Cam Newton (2015) and Josh Allen (2020, 2022) have also accomplished this feat.
- ✗ In his final eight games of 2019, Jackson threw 25 TDs and 1 INT, completing 69.4% of his passes for 1,477 yards and a 130.3 rating. He tallied 630 rushing yards & 4 rush TDs.
- ✗ In 2019's Week 15 win vs. NYJ, Jackson rushed for at least 85 yards while throwing for 5 TDs for the second time in his career. (He also did this on 11/25/19 at LAR.) Cam Newton is the only other player in NFL history to accomplish the 85 rushing yards/5 passing TDs feat in a game, doing so in 2015.
- ✗ Jackson posted two perfect passer ratings in 2019 (at Cin. & Mia.), making him one of two QBs in NFL history (Ben Roethlisberger, 2007) to attain the 158.3 mark twice in a season. His 113.3 overall passer rating ranked No. 3 in the NFL and still stands as a franchise single-season record.
- ✗ In Weeks 11 (vs. Hou.) and 12 (at LAR) of 2019, Jackson became the first NFL player ever to throw at least 4 passing TDs and have at least 50 rush yards in back-to-back games.
- ✗ In 2019's Week 6 victory over Cincinnati, Jackson became the first player ever to pass for 200 yards (236) and rush for 150 yards (152) in a regular season game. (Colin Kaepernick also accomplished this feat in a 2013 playoff game.)
- ✗ In the 2019 Divisional Playoff vs. Tennessee, Jackson became the first player in NFL history with at least 350 passing yards (365) and 100 rushing yards (143) in *any* game.

JACKSON'S NO. 1 QB RANKS IN 2019 UNANIMOUS MVP SEASON

- ✗ 43 TOTAL TOUCHDOWNS
- ✗ 36 PASSING TOUCHDOWNS
- ✗ 9.0 PASSING TD PERCENTAGE
- ✗ 6.9 RUSHING YARDS PER CARRY
- ✗ 2 GAMES W/ PERFECT PASSER RTG
- ✗ 3 GAMES W/ 5+ TD PASSES
- ✗ 4 GAMES WITH 4+ TD PASSES
- ✗ 8 GAMES WITH 3+ TD PASSES
- ✗ 13 WINS AS STARTING QB [TIED]
- ✗ 1,206 RUSHING YARDS [QB RECORD]



PLAYER NOTES – BECKHAM JR.



ODELL BECKHAM JR.
#3 | WIDE RECEIVER

3X PRO BOWLER
2X AP SECOND-TEAM ALL-PRO

"I just said to myself for any other kid out there who is watching and was once inspired, 'What message would I send to give up?' Even if I came out here and had one catch in the NFL, I said I would be happy. I know I was probably lying [to] myself. I have a lot of high expectations. It feels good to finally to get that one [touchdown]."

– Beckham Jr. on overcoming serious injuries and scoring his first TD of the season

YARDS PER GAME

WR Odell Beckham Jr.'s 73.7 receiving-ypg average stands as the 13th-best mark among players who've appeared in at least 100 games in NFL history.

RECEIVING YARDS PER GAME / NFL HISTORY (MIN. 100 GAMES PLAYED)

Rk.	Player (Seasons)	YPG
1.	Calvin Johnson (2007-15)	86.1
2.	Julio Jones (2011-present)	85.8
3.	Antonio Brown (2010-21)	84.2
4.	Tyreek Hill (2016-present)	81.0
5.	Torry Holt (1999-2009)	77.4
6.	DeAndre Hopkins (2013-present)	77.1
7.	Marvin Harrison (1996-2008)	76.7
8.	Mike Evans (2014-present)	76.2
9.	Keenan Allen (2013-present)	75.7
10.	Jerry Rice (1985-2004)	75.6
11.	Michael Irvin (1988-99)	74.9
12.	Stefon Diggs (2015-present)	74.7
13.	Odell Beckham Jr. (2014-present)	73.7

DID YOU KNOW?

— WR ODELL BECKHAM JR. IS... —

✗ The fastest player since the 1970 merger to reach 1,000 (11 games), 2,000 (21 games) and 3,000 receiving yards (30 games), while also being the fastest player since the merger to notch 100 (14 games), 200 (30 games) and 300 receptions (45 games – tied with WR Michael Thomas).

✗ The first player since the 1970 merger with multiple seasons of at least 1,000 receiving yards in 12 or fewer games played (2018 – 12 games w/ 1,052 yards; 2014 – 12 games w/ 1,305 yards).

✗ One of three players in NFL history (Cooper Kupp – 15 games, 2021-22; Michael Irvin – nine games, 1995) to post at least nine straight games with 90+ receiving yards (nine games, 2014).

✗ The NFL's all-time leader in receiving-ypg average by a rookie (108.8 ypg in 2014).

BECKHAM'S ACTIVE WR RANKS

-2T- 4TH QTR / OT TDs 25	-3T- 50+ YARD CATCHES 16	-6- MULTI-TD GAMES 12
-9T- RECEIVING TDs 58	-10T- 100-YARD GAMES 27	-14- RECEIVING YPG 73.7

1,000 YARDS & 10 TDs

WR Odell Beckham Jr. posted at least 1,000 receiving yards and 10 TD grabs in each of his first three NFL seasons (2014-16), becoming the third player in NFL history to accomplish that feat (WR Randy Moss – 1998-2000; WR John Jefferson – 1978-1980).

1,000 RECEIVING YARDS AND 10 TD GRABS IN EACH OF FIRST THREE SEASONS – NFL HISTORY –



ODELL BECKHAM JR.

Year	Yards	TDs
2016	1,367	10
2015	1,450	13
2014	1,305	12



RANDY MOSS

Year	Yards	TDs
2000	1,437	15
1999	1,413	11
1998	1,313	17



JOHN JEFFERSON

Year	Yards	TDs
1980	1,340	13
1979	1,090	10
1978	1,001	13

Beckham's three total seasons with at least 1,000 receiving yards & 10 TD grabs also tie (WR DeAndre Hopkins & TE Travis Kelce) for the third most among active players (WR Davante Adams & WR Mike Evans – 4).

SEASONS WITH AT LEAST 1,000 RECEIVING YARDS & 10 TD GRABS – ACTIVE PLAYERS –



4 SEASONS



4 SEASONS



3 SEASONS




3 SEASONS



3 SEASONS

PLAYER NOTES – EDWARDS



GUS EDWARDS
#35 | RUNNING BACK

RUSHING YARDS PER ATTEMPT / ACTIVE RBs
(MIN. 500 RUSHING ATTEMPTS)

Raheem Mostert (Mia.)	5.36
Nick Chubb (Cle.)	5.26
Aaron Jones (GB)	5.02
Gus Edwards (Bal.)	4.97
Jonathan Taylor (Ind.)	4.95

UNDRAFTED, UNBOtherED

RB Gus Edwards ranks second among undrafted RBs in rushing yards per attempt (4.97) since the 1970 AFL-NFL merger (min. 500 attempts).

RUSHING YARDS PER ATTEMPT / UNDRAFTED RBs (SINCE MERGER / MIN. 500 RUSHING ATTEMPTS)

Rk.	Player (Seasons)	Carries	Yards	Yds/Rsh
1.	Raheem Mostert (2015-present) ...	596	3,192	5.36
2.	Gus Edwards (2018-present)...	634	3,149	4.97
3.	Matt Breida (2017-present)	568	2,620	4.61
4.	Priest Holmes (1997-2007)	1,780	8,172	4.59
5.	Pierre Thomas (2007-15)	833	3,809	4.57

BALTIMORE'S ALL-TIME RB RUSHING RANKS

RUSHING RANKS / RBs / FRANCHISE HISTORY

RUSHING YARDS	RUSHING TDs	YPC AVG. (MIN. 100 ATT.)
Jamal Lewis 7,801	Jamal Lewis 45	J.K. Dobbins 5.76
Ray Rice 6,180	Ray Rice 37	Gus Edwards 4.97
Gus Edwards 3,149	Willis McGahee 31	Kenneth Dixon ... 4.83
Willis McGahee ... 2,802	Gus Edwards 23	Justin Forsett ... 4.81

RUSHING RANKS / UNDRAFTED RBs / FRANCHISE HISTORY

RUSHING YARDS	RUSHING TDs	YPC AVG. (MIN. 100 ATT.)
Gus Edwards 3,149	Gus Edwards 23	Gus Edwards 4.97
Priest Holmes ... 2,102	Priest Holmes 10	Priest Holmes ... 4.58
Jason Brookens 551	Jason Brookens 5	Jason Brookens ... 3.65

EDWARDS' ACTIVE UNDRAFTED RB RANKS

(MINIMUM 100 RUSHING ATTEMPTS)

RUSH 1st DOWNS	RUSH YARDS	RUSH TDs	RUSH YPC AVG.
2	3	3	5
194	3,149	23	4.97

FIRST-DOWN FRENZY

RB Gus Edwards has rushed for a first down on 30.6% of his carries during his five-year career. That mark ranks No. 1 among active RBs (min. 500 rushes).

RUSHING FIRST DOWN PCT. / ACTIVE NFL RBs (MIN. 500 RUSHING ATTEMPTS)

Rk.	Player (Team)	1st Down %
1.	Gus Edwards (Bal.)	30.6
2.	Jonathan Taylor (Ind.)	27.5
3.	Marlon Mack (Ari.)	25.7
4.	Raheem Mostert (Mia.)	25.2
5.	James Conner (Ari.)	25.0

YARDS PER CARRY

RB Gus Edwards has gained at least 5 yards on 38.0% of his carries during his five-year career. That figure ranks fourth among active RBs (min. 500 rushes).

PCT OF RUSHES GAINING 5+ YARDS / ACTIVE NFL RBs (MIN. 500 RUSHING ATTEMPTS)

Rk.	Player (Team)	PCT
1.	Raheem Mostert (Mia.)	41.1
2.	Aaron Jones (GB)	40.4
3.	Miles Sanders (Car.)	38.7
4.	Gus Edwards (Bal.)	38.0
5.	A.J. Dillon (GB)	37.3

GUS IN RARE COMPANY

RB Gus Edwards (four) has compiled the fourth-most seasons by a RB since the 1970 merger of at least 5 yards per carry with 80 or more attempts. Nick Chubb, Jamaal Charles and Barry Sanders share the post-merger record with five such seasons each.

SEASONS AVERAGING AT LEAST 5.0 YPC / NFL RBs (SINCE MERGER / MIN. 80 RUSHING ATTEMPTS)

Rk.	Player	Number	Seasons
1.	Jamaal Charles	5	(2009-10, 2012-14)
	Nick Chubb	5	(2018-22)
	Barry Sanders	5	(1989-90, 1994, 1996-97)
4.	Gus Edwards	4	(2018-20, 2022)
	James Brooks	4	(1986, 1988-90)
	Aaron Jones	4	(2017-18, 2020, 2022)
	DeAngelo Williams	4	(2007-09, 2011)

DID YOU KNOW?

In the 24-21 win vs. Cin. (11/18/18), Edwards (115) and QB Lamar Jackson (119) became the first rookie RB-QB teammates in NFL history to each rush for 100 yards in a single game.

PLAYER NOTES – DUVERNAY



DEVIN DUVERNAY
#13 | WR / RETURN SPECIALIST

1x ALL-PRO **2x** PRO BOWLER

"I'm definitely getting more comfortable, and I'm able to catch the ball and just get my eyes down quickly to see what's in front of me. I just try to carve out a lane in my brain and just hit it."

— WR/RS Devin Duvernay on his KOR and PR prowess

DUVERNAY IS A DANGEROUS RETURN MAN

Among active players with at least 50 PRs or 50 KORs, respectively, dating back to the 2020 season, Pro Bowl RS Devin Duvernay ranks No. 1 in PR average (13.0) and No. 7 in KOR average (24.9).

PR AVG. / ACTIVE PLAYERS / SINCE 2020 (MIN. 50 PRs)

Rk.	Player (Team)	PR	Yards	Avg.	Long	TDs
1.	Devin Duvernay (Bal.)	67	869	13.0	70	0
2.	Gunner Olszewski (NYG)	66	823	12.5	70t	1
3.	Jakeem Grant (Cle.)	55	639	11.6	97t	2

KOR AVG. / ACTIVE PLAYERS / SINCE 2020 (MIN. 50 KORs)

Rk.	Player (Team)	KOR	Yards	Avg.	Long	TDs
1.	Kene Nwangwu (Min.)	55	1,540	28.0	99t	3
2.	Cordarrelle Patterson (Atl.)	66	1,824	27.6	104t	2
3.	Keisean Nixon (GB)	59	1,592	27.0	105t	1
	Isaiah Rodgers (Phi.)	61	1,645	27.0	101t	1
5.	Jamal Agnew (Jax.)	78	2,049	26.3	102t	1
6.	Braxton Berrios (Mia.)	73	1,865	25.5	102t	1
7.	Devin Duvernay (Bal.)	72	1,790	24.9	103t	1

20+ YARD PUNT RETURNS

Since 2020, WR Devin Duvernay ranks No. 1 in PRs (12) of at least 20 yards.

PRs OF 20+ YARDS / SINCE 2020 / ACTIVE PLAYERS

Rk.	Player (Team)	20+ Yard PRs
1.	Devin Duvernay (Bal.)	12
2.	Britain Covey (Phi.)	9
	Gunner Olszewski (NYG)	9
4.	Kalif Raymond (Det.)	8
5.	Jakeem Grant (Cle.)	7
	Mecole Hardman (KC)	7
	Ray-Ray McCloud (SF)	7
	Brandon Powell (Min.)	7

1 Player (Devin Duvernay) in Ravens history to post a KOR-TD, receiving TD and rushing TD in a career.

RAVENS RETURNER CHARTS

PUNT RETURN AVERAGE / RAVENS HISTORY (MIN. 50 PRs)

Rk.	Player	PRs	Yards	Avg.	Long	20+	TDs
1.	Devin Duvernay	67	869	13.0	70	12	0
2.	Jermaine Lewis	231	2,730	11.8	89t	14	2
3.	B.J. Sams	121	1,320	10.9	78t	15	2
4.	Lamont Brightful	60	592	9.9	63t	13	1
	Jacoby Jones	86	853	9.9	95t	6	1

KICKOFF RETURN AVERAGE / RAVENS HISTORY (MIN. 50 KORs)

Rk.	Player	KORs	Yards	Avg.	Long	30+	TDs
1.	Jacoby Jones	101	3,037	30.1	108t	32	4
2.	Devin Duvernay	72	1,790	24.9	103t	9	2
3.	Corey Harris	123	2,950	24.0	41	7	0
4.	Yamon Figurs	75	1,746	23.3	94t	12	1
5.	B.J. Sams	138	3,161	22.9	87	20	0

WHAT DUV DID IN '22

En route to his second-career Pro Bowl nod in 2022, Duvernay finished as the NFL's only player with at least 15 KORs and 15 PRs to rank in the Top 10 in both yards-per-KOR avg. (26.5 – No. 10) and yards-per-PR avg. (11.9 – No. 5).

DID YOU KNOW?

- Duvernay (219) needs 6 rushing yards to surpass WR Travis Taylor (224) for the most by a Ravens pass catcher in franchise history.
- Duvernay needs 1 PR-TD to become the second player (WR Tyreek Hill) since the 1970 AFL-NFL merger to record a TD via FR, KOR, PR, receiving and rushing in a career.
- Duvernay needs 1 rushing TD to become the 12th WR since the 1970 AFL-NFL merger with multiple rushing TDs, receiving TDs and KOR-TDs in a career.
- Duvernay owns the only regular season opening-game KOR-TD in franchise history (9/18/22 vs. Mia.) and is one of two players with multiple KOR-TDs in a Ravens' career (also WR Jacoby Jones, 4).
- In 2022, Duvernay became the first player in franchise history to post a KOR-TD, receiving TD and rushing TD in a Ravens career. Incredibly, he accomplished this feat in a single season (2022), earning his second-career Pro Bowl.
- In 2021, Duvernay finished as the NFL's only returner to rank in the Top 10 in both punt return average (13.8 – first) and kickoff return average (24.1 – seventh), en route to earning his first-career Pro Bowl nod.
- With a 93-yard KOR-TD vs. KC (9/28/20), Duvernay became the fifth Ravens rookie and the youngest Raven (23 years, 16 days) in franchise history to have a KOR-TD.

PLAYER NOTES – HUMPHREY



MARLON HUMPHREY
#44 | CORNERBACK

3X PRO BOWLER

1X FIRST-TEAM ALL-PRO

**MOST FORCED FUMBLES
NFL DEFENDERS / 2020 SEASON**

Marlon Humphrey (Bal.)	8
Haason Reddick (Ari.)	6
11 Players Tied	4

PERFECTING THE PUNCH-OUT

CB Marlon Humphrey's 8 FFs in 2020 were the second most by a DB in NFL history (records kept since 2000).

MOST FORCED FUMBLES / DEFENSIVE BACKS NFL SINGLE-SEASON HISTORY (RECORDS KEPT SINCE 2000)

Rk.	Player (Year)	FFs
1.	Charles Tillman (2012)	10
2.	Marlon Humphrey (2020)	8
	Chris Harris (2007)	8
4.	Josh Norman (2021)	7
5.	Oshiomogho Atogwe (2008)	6
	Brian Dawkins (2008)	6
	Roman Harper (2010)	6
	Charles Tillman (2009)	6

MARLON IN GOOD COMPANY

Humphrey is just the third defender in franchise history to register double-digit INTs (12) and double-digit FFs (13) throughout a Ravens career. He stands with Hall of Famers LB Ray Lewis (31 INTs & 19 FFs) and S Ed Reed (61 INTs & 11 FFs) as the only Ravens to accomplish this feat. In 2022, Humphrey produced 3 INTs and 1 FF.

ALL-TIME DEFENDERS W/ DOUBLE-DIGIT INTERCEPTIONS & FORCED FUMBLES (IN A RAVENS CAREER)

Player (Years)	INTs	FFs
Ray Lewis (1996-2012)	31	19
Ed Reed (2002-12)	61	11
Marlon Humphrey (2017-present)	12	13



BALTIMORE DEFENDERS SINCE 2017

INTERCEPTIONS / SINCE 2017

Rk.	Player	INTs
1.	Marlon Humphrey	12
2.	Marcus Peters	8
3.	Geno Stone	7

PASSES DEFENSED / SINCE 2017

Rk.	Player	PD
1.	Marlon Humphrey	72
2.	Chuck Clark	32
3.	Brandon Carr	29
4.	Jimmy Smith	28

FORCED FUMBLES / SINCE 2017

Rk.	Player	FFs
1.	Marlon Humphrey	13
2.	Matt Judon	7
3.	Marcus Peters	6

MARLON MAKES IMPACTFUL PLAYS

✗ In 2022, Humphrey, ILB Roquan Smith, DE Aidan Hutchinson and DB L'Jarius Sneed were the only players in the NFL to produce at least 3 INTs and 3 sacks.

✗ Baltimore has only lost two games (13-2) when Humphrey records a takeaway (2021 vs. Cin. & 2022 vs. Buf.).

✗ In 2020, Humphrey led the NFL with 8 FFs (also standing as a Ravens' single-season record), en route to earning his second Pro Bowl nod.

✗ In 2020, Humphrey was one of only two NFL defenders (Jason Pierre-Paul) to record at least 2 sacks (2.5), 4 FFs (8) and 6 PD (8). He also became the first DB to register at least 8 FFs and a sack in NFL single-season history (records kept since 2000).

✗ Humphrey's 70-yard FR-TD vs. NE in Week 9 of the 2019 season is the longest FR return in Ravens franchise history.

MARLON THE MAGNET

Since entering the league in 2017, Humphrey's 72 PD are the eighth most among all NFL players.

PASSES DEFENSED / ALL NFL PLAYERS / SINCE 2017

Rk.	Player (Team)	PD
1.	James Bradberry (Phi.)	95
	Darius Slay (Phi.)	95
3.	Marshon Lattimore (NO)	86
4.	Xavien Howard (Mia.)	83
5.	Jalen Ramsey (Mia.)	81
6.	Denzel Ward (Cle.)	75
7.	Stephon Gilmore (Dal.)	74
8.	Marlon Humphrey (Bal.)	72
9.	Rasul Douglas (Buf.)	70
	Kendall Fuller (Was.)	70

PLAYER NOTES - SMITH



ROQUAN SMITH
#0 | INSIDE LINEBACKER

1x PRO BOWLER
1x FIRST-TEAM ALL-PRO

TOTAL TACKLES / SINCE 2018
(WHEN ROQUAN SMITH ENTERED THE LEAGUE)

Bobby Wagner (Sea.)	850
Roquan Smith (Bal.)	810
Foye Oluokun (Jax.)	745

AGENT ZERO STRIKES AGAIN

✗ With a team-high 118 total tackles (65 solo), 3 TFL, 3 QBHs and 1.5 sacks through the first 11 games of the season, ILB Roquan Smith is one of four NFL defenders with at least 100 tackles, 3 TFL and 3 QBHs so far in 2023.

✗ In Week 10 vs. Cleveland, Smith posted a career-high 21 tackles, becoming the NFL's only player to reach 20 tackles in a single game this season and joining Hall of Fame LB Ray Lewis as the only two Ravens in franchise history to reach that mark.

NFL DEFENDERS WITH 100+ TACKLES, 3+ TFL AND 3+ QBHs IN 2023

Player (Team)	TTs	TFL	QBHs
T.J. Edwards (Chi.)	119	5	5
Roquan Smith (Bal.)	118	3	3
Foyesade Oluokun (Jax.)	107	7	6
Bobby Wagner (Sea.)	105	5	3

SMITH'S LB RANKS SINCE 2018

SOLO TACKLES	TOTAL TACKLES	INTs	TFL
-1-	-2-	-5-	-7-
515	810	8	57

TOTAL TACKLES LEADERS / 2023

Rk.	Player (Team)	TTs
1.	T.J. Edwards (Chi.)	119
2.	Roquan Smith (Bal.)	118
3.	Zaire Franklin (Ind.)	117
4.	Foyesade Oluokun (Jax.)	107
5.	Bobby Okereke (NYG)	105
	Bobby Wagner (Sea.)	105
7.	C.J. Mosley (NYJ)	101
8.	Terrel Bernard (Buf.)	99
9.	Alex Singleton (Den.)	98
10.	Patrick Queen (Bal.)	95



IN LEGENDARY COMPANY

ILB Roquan Smith became the first player since Hall of Famer Ray Lewis (1996-2000) to post at least 100 tackles, 2 sacks and 1 INT in each of the first five years of a career (2018-22).



ROQUAN SMITH
(2018-22)



RAY LEWIS
(1996-2000)

Year	TTs	Sacks	INTs
2022	169	4.5	3
2021	163	3	1
2020	139	4	2
2019	100	2	1
2018	121	5	1

Year	TTs	Sacks	INTs
2000	187	3	2
1999	198	3.5	3
1998	154	3	2
1997	210	4	1
1996	142	2.5	1

ONE OF THREE OVER FIRST FIVE

Roquan Smith (2018-22) is one of three players since at least 2000 (when data became available) to accumulate at least 500 tackles, 50 TFL, 15 sacks and 5 INTs over the first five seasons of a career, joining LB Lavonte David (2012-16) and Hall of Famer LB Brian Urlacher (2000-04).

500 TACKLES, 50 TFL, 15 SACKS & 5 INTs

OVER FIRST FIVE YEARS IN THE NFL / SINCE 2000

ROQUAN SMITH
(2018-22)



693 TACKLES
54 TFL
18.5 SACKS
8 INTs

LAVONTE DAVID
(2012-16)



664 TACKLES
85 TFL
18 SACKS
10 INTs

BRIAN URLACHER
(2000-04)



582 TACKLES
62 TFL
26.5 SACKS
7 INTs

SMITH TACKLES MORE FEATS


75+

Finishing with 169 total tackles between Baltimore (86) and Chicago (83) in 2022, Smith became the first player since at least 2000 (when data became available) to record 75+ tackles with multiple teams.

10+

Smith's 42 outings (including seven so far this season) with 10+ tackles since entering the league in 2018 are the most in the NFL.

PLAYER NOTES – WILLIAMS & QUEEN



MARCUS WILLIAMS

#32 | SAFETY

"He has great instincts, eyes, range and ball-hawking ability. He's a good support player down low. He can come down effectively and make tackles. He's just a guy who has an opportunity to make critical plays in critical situations."

– EVP & GM Eric DeCosta on S Marcus Williams

RANKS SINCE WILLIAMS ENTERED THE NFL

ACTIVE NFL SAFETIES / SINCE 2017

MOST INTERCEPTIONS

Rk.	Player	INTs
1.	Kevin Byard (Phi.)	28
	Justin Simmons (Den.)	28
3.	Quandre Diggs (Sea.)	24
4.	Jordan Poyer (Buf.)	22
	Harrison Smith (Min.)	22
6.	Tyrann Mathieu (NO)	21
7.	Marcus Williams (Bal.)	19
	Minkah Fitzpatrick (Pit.)	19

HIGHEST INT-RETURN AVG. (MIN. 12 INTs)

Rk.	Player	Avg.
1.	Tashaun Gipson (SF)	22.4
2.	Minkah Fitzpatrick (Pit.)	20.2
3.	Eddie Jackson (Chi.)	16.1
4.	Quandre Diggs (Sea.)	16.0
5.	Marcus Williams (Bal.)	15.5

DYNAMIC DUO

S Marcus Williams and CB Marlon Humphrey made up one of the NFL's two duos (Patrick Peterson & Harrison Smith - Min.) to record at least 5 takeaways each in 2022.



MARCUS WILLIAMS

5 Takeaways | 4 INTs | 1 FR

MARLON HUMPHREY

5 Takeaways | 2 INTs | 3 FRs

QUEEN'S REIGN

ILB Patrick Queen is one of just five NFL linebackers to post at least 3 INTs, 4 FFs and 5 FRs since 2020 (when Queen entered the league).

LINEBACKERS WITH 3+ INTs, 4+ FFs AND 5+ FRs IN A CAREER / SINCE 2020

Player (Team)	INTs	FFs	FRs
Shaquille Leonard (Ind.)	5	11	5
Foye Oluokun (Jax.)	6	8	6
Patrick Queen (Bal.)	3	4	5
Fred Warner (SF)	6	6	5
T.J. Watt (Pit.)	4	10	6

QUEEN'S 2022 SEASON

- Registered career highs in tackles (117) – also a team high – sacks (5), QBHs (14), INTs (2) and PD (6)
- Joined Ray Lewis (eight times) and C.J. Mosley (three times) as the only Ravens defenders to record multiple seasons with at least 100 tackles, 1 FF and 1 FR (also in 2020)

RO-QUEEN ARE A DYNAMIC DUO

In Week 1, Queen and ILB Roquan Smith became the first duo in franchise history to each post at least 10 tackles and 1 sack in a single game. They are also the only NFL defenders with at least 350 tackles, 10 sacks and 6 takeaways since 2020.

QUEEN & SMITH 2023 WEEK 1 STATLINE



PATRICK QUEEN

11 TACKLES
3 SOLO TACKLES
1 SACK

ROQUAN SMITH

16 TACKLES
8 SOLO TACKLES
1 SACK



PATRICK QUEEN

#6 | INSIDE LINEBACKER

117 TACKLES IN 2022 [TEAM LEADER]

98 TACKLES IN 2021 [TEAM LEADER]

105 TACKLES IN 2020 [TEAM LEADER]

PLAYER NOTES - CLOWNEY & MADUBUIKE



JADEVEON CLOWNEY

#24 | DEFENSIVE END / OUTSIDE LB

3X PRO BOWLER

"He's a player that we've admired for a long time. We scouted him in the past. We've played against him many times. He wanted to play here. When we're talking to players, and we're trying to bring players in, when a guy expresses an interest in coming here, that resonates with me."

- EVP & GM Eric DeCosta on signing Clowney during the late stages of 2023 training camp

MONSTER PERFORMANCES

DE/OLB Jadeveon Clowney owns two of the NFL's three single-game outputs of at least 4 TFL, 2 sacks and 1 FR-TD since data became available in 2000 (also Jason Gildon, vs. Det. on 12/23/01).

AT LEAST 4 TACKLES FOR LOSS, 2 SACKS AND 1 FR-TD - IN A SINGLE GAME / SINCE 2000 -



JADEVEON CLOWNEY
(9/30/18 at Ind.)



JADEVEON CLOWNEY
(9/24/17 at NE)



JASON GILDON
(12/23/01 vs. Det.)

CLOWNEY'S QUICK HITS

✗ From 2017-19, Clowney was the NFL's only defender to post at least 40 TFL, 7 FFs and 7 FRs. He and DE Chandler Jones (28) finished as 2017's only NFL defenders to reach 20 TFL.

CLOSING IN ON TRIPLE DIGITS

MOST TACKLES FOR LOSS (ACTIVE NFL DEFENDERS)

Rk.	Player (Career Season Number)	TFL
1.	Aaron Donald (10)	172
2.	Calais Campbell (16)	168
3.	Von Miller (13)	164
4.	Lavonte David (12)	157
5.	Cameron Jordan (13)	152
6.	Justin Houston (13)	131
7.	Jason Pierre-Paul (14)	127
8.	Khalil Mack (10)	126
9.	Brandon Graham (14)	118
10.	Cameron Heyward (13)	115
11.	Danielle Hunter (8)	100
12.	Demario Davis (12)	99
	T.J. Watt (7)	99
14.	Jadeveon Clowney (10)	97

SACK ATTACK

In Week 11 vs. Cincinnati, DT Justin Madubuike recorded a full sack for the sixth-consecutive game, setting a record for the longest such streak in franchise history. His eight consecutive games with at least a half-sack also mark a franchise best.

CONSECUTIVE GAMES WITH AT LEAST A FULL SACK - FRANCHISE HISTORY -



6 GAMES
[2023]



5 GAMES
[2022]



5 GAMES
3 TIMES



5 GAMES
[2012]



5 GAMES
2 TIMES

MADUBEAST

Among all NFL defensive linemen, Madubuike's 9.5 sacks are tied for the fourth most this season. His six consecutive games with at least a full sack (7 sacks in that span) and eight consecutive with at least a half-sack both mark the league's longest active such streaks.

2023 NFL SACKS LEADERS / AMONG NFL D-LINEMEN

Rk.	Player (Team)	Sacks
1.	Myles Garrett (Cle.)	13.0
2.	Khalil Mack (LAC)	11.0
3.	Maxx Crosby (LV)	10.5
4.	Justin Madubuike (Bal.)	9.5
	Trey Hendrickson (Cin.)	9.5
	Leonard Floyd (Buf.)	9.5
7.	Chris Jones (KC)	7.5
	Montez Sweat (Chi.)	7.5
9.	Jonathan Greenard (Hou.) / George Karlaftis (KC)	7.0



JUSTIN MADUBUIKE

#92 | DEFENSIVE TACKLE

9.5

TEAM-HIGH 2023 SACKS

"He has always played well for us, but man, he's playing at another level, in terms of the combination of his explosive talent and all the things he's working on to just become bigger, faster, stronger and quicker."

- Head coach John Harbaugh on DT Justin Madubuike

PLAYER NOTES – HAMILTON & STONE



KYLE HAMILTON

#14 | SAFETY

"He knows the defense. He's ahead of the plays this year. He's ahead of the formations, down and distances and really knows how to play now. We'll see big things from Kyle. I expect this guy to be a Pro Bowl-type player this year."


- Pass game coordinator/secondary coach Chris Hewitt during the 2023 training camp

HAMILTON'S HIGHLIGHTS


In Week 3 vs. Indianapolis, S Kyle Hamilton had a career day, posting a single-game best 3 sacks, while adding 9 tackles (7 solo), 1 FF and 1 PD. He became the youngest defensive back (at 22 years & 192 days old) with 3 sacks in a game since 1982, when the individual sack became an official statistic.



KYLE HAMILTON
BAL VS. IND. [9/24/23]
22 YEARS, 192 DAYS



MIKE HILTON
PIT AT HOU. [12/25/17]
23 YEARS, 291 DAYS



JAMAL ADAMS
NYJ AT WAS. [11/17/19]
24 YEARS, 31 DAYS

HAMILTON'S HOT START

- ✗ Scored his first-career INT-TD off his own deflected pass on just the second play from scrimmage in Week 10 vs. Cle. (11/12/23)
- ✗ Set a new franchise record (40 seconds) for fastest defensive score in a game

A QUARTERBACK'S NIGHTMARE

Since 2022 (when he entered the league), Hamilton (5.0) is tied for the second-most sacks among defensive backs.

DEFENSIVE BACK SACK LEADERS / SINCE 2022

Rk.	Player (Team)	Sacks
1.	Antoine Winfield Jr. (TB)	6.0
2.	Kyle Hamilton (Bal.)	5.0
	Donovan Wilson (Dal.)	5.0
4.	Jaquan Brisker (Chi.)	4.5
5.	Arthur Maulet (Bal.)	4.0
	Derwin James (LAC)	4.0
	Isaiah Simmons (NYG)	4.0
8.	Jayron Kearse (Dal.)	3.5
	L'Jarius Sneed (KC)	3.5

NFL'S LEADING BALL HAWK

S Geno Stone is tied for the most INTs (6) among all NFL defenders this season.

NFL INTs LEADERS / 2023 SEASON

Rk.	Player (Team)	INTs
1.	Geno Stone (Bal.)	6
	DaRon Bland (Dal.)	6
3.	Paulson Adebo (NO)	4
	Cam Taylor-Britt (Cin.)	4
	Jordan Whitehead (NYJ)	4
6.	12 other players	3


PERSISTENT PRO

✗ Stone's string of four consecutive games (Weeks 6-9) with a pick in 2023 was the second-longest streak in franchise history (trailing only DB Eric Turner's five-game streak in 1996).

TWO BIRDS WITH ONE STONE

With a pick in Week 9 vs. Seattle, Stone became just the fourth NFL player in the last 10 seasons and the first Raven in franchise history to post at least 6 INTs and 30 total tackles in the first nine games of a single season.

PLAYERS WITH AT LEAST 6 INTs AND 30 TOTAL TACKLES – IN THE FIRST NINE GAMES OF A SINGLE SEASON / SINCE 2014 –



GENO STONE
[2023]
6 INTs & 34 TTs



C. GARDNER-JOHNSON
[2022]
6 INTs & 48 TTs



KEVIN BYARD
[2017]
6 INTs & 51 TTs



TASHAUN GIPSON
[2014]
6 INTs & 42 TTs



GENO STONE

#26 | SAFETY



"He's definitely developed into a heck of a player. He's grown so much since those days. He was a good player then, but man, he's just getting his opportunity. I think he's a good example of someone that takes care of the details on a day-to-day basis."

- Head coach John Harbaugh on S Geno Stone



PLAYER NOTES – TUCKER



JUSTIN TUCKER
#9 | KICKER

12X PLAYER OF THE WEEK
[FRANCHISE RECORD]

7X AFC SPECIAL TEAMS
PLAYER OF THE MONTH

6X PRO BOWLER

5X FIRST-TEAM ALL-PRO

2X SECOND-TEAM ALL-PRO

TUCKER RANKS NO. 1 ALL TIME

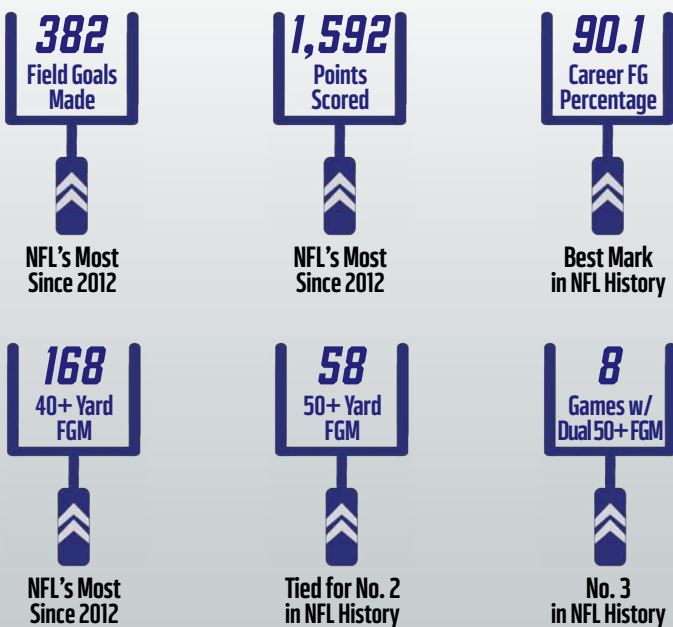
Six-time Pro Bowl K Justin Tucker, the most accurate kicker ever, owns a 90.1 success mark.

BEST CAREER FIELD GOAL PERCENTAGE [NFL HISTORY / MIN. 100 ATTEMPTS]

Rk.	Player (Team)	FGM - FGA	Pct.
1.	Justin Tucker (Bal.)	382-424	90.1
2.	Younghoe Koo (Atl.)	143-159	89.9
3.	Harrison Butker (KC)	183-205	89.3
4.	Daniel Carlson (LV)	162-184	88.0
5.	Matt Gay (Ind.)	118-135	87.4

TUCKER HITS THE MARK

Since entering the league in 2012, K Justin Tucker ranks at or near the top of several NFL kicking categories:



TUCK'S CHART TALK

MOST FIELD GOALS MADE / SINCE 2012 / ACTIVE KICKERS

Rk.	Player (Team)	FGM
1.	Justin Tucker (Bal.)	382
2.	Greg Zuerlein (NYJ)	316
3.	Matt Prater (Ari.)	301
4.	Graham Gano (NYG)	265
5.	Nick Folk (Ten.)	261

MOST POINTS SCORED / SINCE 2012 / ACTIVE KICKERS

Rk.	Player (Team)	Points
1.	Justin Tucker (Bal.)	1,592
2.	Matt Prater (Ari.)	1,339
3.	Greg Zuerlein (NYJ)	1,321
4.	Graham Gano (NYG)	1,120
5.	Nick Folk (Ten.)	1,044

FGM FROM 50-PLUS YARDS / NFL HISTORY

Rk.	Player (GP)	50+ FGM
1.	Matt Prater (244)	77
2.	Justin Tucker (189)	58
	Sebastian Janikowski (284)	58
4.	Jason Hanson (327)	52

CRUNCHTIME NOTES

✗ Tucker connected on 65 consecutive fourth-quarter/OT FGs without a miss from 9/11/16-11/20/22 and 82 consecutive second-half/OT FGAs without a miss from 11/19/17-11/27/22, marking the longest such streaks in NFL history. A potential game-winning, career-long 67-yard FGA at Jax. (11/27/22) snapped his record-long streaks.

✗ Tucker is 26-of-29 (89.7%) in the final two minutes of regulation, 17-of-19 (89.5%) on tries in the final minute of regulation and a perfect 5-of-5 on OT attempts throughout his career.

✗ Tucker owns seven career regular season game-winning FGs with no time remaining in regulation, marking the most by a kicker in NFL history. Of those seven, four occurred while his team was trailing, also marking the most in NFL history.

19 GAME-WINNING FIELD GOALS [REG. + POST.]

- 2022: Week 5 vs. Cin., 43 yds
- 2021: Week 9 vs. Min., 36 yds OT
- 2021: **Week 3 at Det., 66 yds***
- 2020: Week 14 at Cle., 55 yds
- 2019: Week 13 vs. SF, 49 yds
- 2019: Week 5 at Pit., 46 yds OT
- 2018: Week 11 vs. Cin., 24 yds
- 2016: Week 3 at Jax., 53 yds
- 2016: Week 2 at Cle., 49 yds
- 2015: Week 11 vs. STL, 47 yds
- 2015: Week 8 vs. SD, 39 yds
- 2015: Week 4 at Pit., 52 yds OT
- 2014: Week 3 at Cle., 32 yds
- 2013: Week 15 at Det., 61 yds
- 2013: Week 10 vs. Cin., 46 yds OT
- 2013: Week 5 at Mia., 44 yds
- 2012: Div. at Den., 47 yds OT
- 2012: Week 12 at SD, 38 yds OT
- 2012: Week 3 vs. NE, 27 yds

*NFL Record

PLAYER NOTES – TUCKER

LONGEST FIELD GOALS MADE / NFL HISTORY

Player (Date)	Distance	Player (Date)	Distance
Justin Tucker (9/26/21)	66	Jason Elam (10/25/98)	63
Matt Prater (12/8/13)	64	Graham Gano (10/7/18)	63
David Akers (9/9/12)	63	S. Janikowski (9/12/11)	63
Tom Dempsey (11/8/70)	63	Brett Maher (10/20/19)	63

TUCKER TIDBITS

- ✗ In 2022, Tucker posted a league-leading 37 FGs and single-season career-high 142 points, leading the AFC in scoring, en route to his sixth-career Pro Bowl honor. He was 1 point shy of Jason Myers' league-leading 143 points with Seattle.
- ✗ In 2022, Tucker recorded his seventh-straight season with at least 130 points and eighth overall season with at least 30 FGM, each marking an NFL record.
- ✗ Tucker's 94.5 career FG% in the second half/OT (188-of-199) ranks as the NFL's best such mark of all time (min. 50 att.)
- ✗ Since PATs were moved back to the 15-yard line in 2015, Tucker (336-of-342) has produced the NFL's best PAT percentage (98.2, min. 100 attempts).
- ✗ Tucker owns the most total FGM (382) by a player in Years 1-12 in NFL history. Tucker's 117 multi-FG performances also mark the most, while his 1,592 points rank No. 2.
- ✗ Tucker's 6 FGs on 12/16/13 at Det. set a team record (later tied on 10/15/23 at Ten. in London) and a single-game NFL high in 2013. He became the first kicker ever to connect from the 20-, 30-, 40-, 50- & 60-yard range in a game.
- ✗ An NFL single-season record 24 of Tucker's 38 FGM in 2016 came from 40 yards or beyond, while his 10 FGM of 50-plus yards in 2016 tie (Blair Walsh, 2012 & Brandon McManus, 2020) for the most in NFL history. (Tucker was a perfect 10-for-10 from 50 yards and out in 2016.)

PLAYER OF THE MONTH AWARDS

PLAYER OF THE MONTH AWARDS / SINCE AWARD INCEPTION

Rk.	Player	No.
1.	Tom Brady	11
2.	Aaron Rodgers	10
3.	Peyton Manning	8
4.	Justin Tucker	7
5.	Brett Favre	6
	Barry Sanders	6
	Bruce Smith	6
	J.J. Watt	6
	Steve Young	6

382 FGM in Tucker's career, marking the most in franchise history.

1,592 points scored in Tucker's career, marking the most in Ravens history and the second most in NFL history by a player in Year 1-12.

58 FGM from 50+ yards, tied for the second most in NFL history.

142 points scored by Tucker in 2022, marking a franchise record and a personal single-season high.

RAVENS KICKING CHARTS

MOST POINTS SCORED

Rk.	Name (Seasons)	Points
1.	Justin Tucker (2012-23)	1,592
2.	Matt Stover (1996-2008)	1,464
3.	Billy Cundiff (2009-11)	294
4.	Jamal Lewis (2000-06)	284
5.	Ray Rice (2008-13)	260

MOST FIELD GOALS MADE

Rk.	Name (Seasons)	FGM
1.	Justin Tucker (2012-23)	382
2.	Matt Stover (1996-2008)	354
3.	Billy Cundiff (2009-11)	66
4.	Stephen Hauschka (2008-09)	10
5.	Shayne Graham (2011)	2

TUCKER'S SPLITS

Tucker, the most accurate kicker in NFL history, owns a 90.1% success mark (382-of-424).

Home	187-211	88.6%
Away	195-213	91.5%
vs. AFC	277-308	89.9%
vs. NFC	105-116	90.5%
AFC North	145-161	90.1%
1st Qtr.	66-77	85.7%
2nd Qtr.	128-148	86.5%
3rd Qtr.	64-66	97.0%
4th Qtr.	119-128	93.0%
Overtime	5-5	100%

20-29	102-102	100%
30-39	111-114	97.4%
40-49	109-121	90.1%
50+	58-85	68.2%
2012	30-33	90.9%
2013	38-41	92.7%
2014	29-34	85.3%
2015	33-40	82.5%
2016	38-39	97.4%
2017	34-37	91.9%
2018	35-39	89.7%
2019	28-29	96.6%
2020	26-29	89.7%
2021	35-37	94.6%
2022	37-43	86.0%
2023	19-23	82.6%

FAST & FURIOUS

Since entering the league in 2012, K Justin Tucker has reached several marks faster than any other player in NFL history:



ALPHABETICAL ROSTER

NO.	NAME	POS	HT	WT	AGE	EXP	COLLEGE	HOMETOWN	HOW ACQ
15	Agholor, Nelson	WR	6-0	200	30	9	USC	Tampa, FL	UFA (NE) '23
89	Andrews, Mark	TE	6-5	247	28	6	Oklahoma	Scottsdale, AZ	D3b '18
5	Armour-Davis, Jalyn	CB	6-1	197	24	2	Alabama	Mobile, AL	D4b '22
71	Aumavae-Laulu, Malaesala	G/T	6-5	325	24	R	Oregon	Hilo, HI	D6 '23
7	Bateman, Rashod	WR	6-1	197	23	3	Minnesota	Tifton, GA	D1a '21
3	Beckham Jr., Odell	WR	5-11	200	31	9	LSU	New Orleans, LA	FA '23
66	Cleveland, Ben	G	6-6	370	25	3	Georgia	Toccoa, GA	D3a '21
24	Clowney, Jadeveon	DE/OLB	6-5	255	30	10	South Carolina	Rock Hill, SC	FA '23
28	Darby, Ronald	CB	5-11	193	29	9	Florida State	Oxon Hill, MD	FA '23
13	Duvernay, Devin	WR	5-11	202	26	4	Texas	Sachse, TX	D3b '20
35	Edwards, Gus	RB	6-1	238	28	6	Rutgers	Staten Island, NY	FA '18
77	Faalele, Daniel	T	6-8	380	24	2	Minnesota	Melbourne, Australia	D4a '22
4	Flowers, Zay	WR	5-9	182	23	R	Boston College	Fort Lauderdale, FL	D1 '23
14	Hamilton, Kyle	S	6-4	220	22	2	Notre Dame	Atlanta, GA	D1a '22
40	Harrison, Malik	LB	6-3	259	25	4	Ohio State	Columbus, OH	D3c '20
43	Hill, Justice	RB	5-10	197	26	5	Oklahoma State	Tulsa, OK	D4a '19
44	Humphrey, Marlon	CB	6-0	201	27	7	Alabama	Hoover, AL	D1 '17
2	Huntley, Tyler	QB	6-1	204	25	4	Utah	Hallandale Beach, FL	FA '20
8	Jackson, Lamar	QB	6-2	215	26	6	Louisville	Pompano Beach, FL	D1b '18
17	Johnson, Josh	QB	6-3	214	37	9	San Diego	Oakland, CA	FA '23
98	Jones, Travis	DT	6-4	338	24	2	Connecticut	New Haven, CT	D3 '22
88	Kolar, Charlie	TE	6-6	257	24	2	Iowa State	Norman, OK	D4c '22
80	Likely, Isaiah	TE	6-4	241	23	2	Coastal Carolina	Cambridge, MA	D4e '22
64	Linderbaum, Tyler	C	6-2	305	23	2	Iowa	Solon, IA	D1b '22
92	Madubuike, Justin	DT	6-3	305	26	4	Texas A&M	McKinney, TX	D3a '20
10	Maulet, Arthur	CB	5-10	190	30	7	Memphis	New Orleans, LA	FA '23
65	Mekari, Patrick	OL	6-4	305	26	5	Cal-Berkeley	Westlake Village, CA	FA '19
34	Mitchell, Keaton	RB	5-8	191	21	R	East Carolina	McDonough, GA	FA '23
78	Moses, Morgan	T	6-6	320	32	10	Virginia	North Chesterfield, VA	UFA (NYJ) '22
61	Mustipher, Sam	C	6-2	332	27	4	Notre Dame	Owings Mills, MD	FA '23
69	Ott, Tyler	LS	6-3	253	31	9	Harvard	Tulsa, OK	FA '23
99	Oweh, Odafe	OLB	6-5	257	24	3	Penn State	Howell, NJ	D1b '21
53	Phillips, Del'Shawn	LB	6-2	230	27	4	Illinois	Highland Park, MI	FA '22
58	Pierce, Michael	NT	6-0	355	31	7	Samford	Daphne, AL	FA '22
6	Queen, Patrick	ILB	6-0	230	24	4	LSU	Ventress, LA	D1 '20
42	Ricard, Patrick	FB	6-3	305	29	7	Maine	Spencer, MA	FA '17
95	Robinson, Tavarius	OLB	6-6	258	24	R	Mississippi	Guelph, ON, Canada	D4 '23
76	Simpson, John	G	6-4	330	26	4	Clemson	Charleston, SC	FA '22
30	Simpson, Trenton	ILB	6-2	238	22	R	Clemson	Charlotte, NC	D3 '23
0	Smith, Roquan	ILB	6-1	236	26	6	Georgia	Montezuma, GA	TR (Chi.) '22
79	Stanley, Ronnie	T	6-6	315	29	8	Notre Dame	Las Vegas, NV	D1 '16
21	Stephens, Brandon	DB	6-1	215	25	3	Southern Methodist	Plano, TX	D3b '21
26	Stone, Geno	S	5-11	210	24	4	Iowa	New Castle, PA	FA '21
11	Stout, Jordan	P	6-3	207	25	2	Penn State	Cedar Bluff, VA	D4d '22
9	Tucker, Justin	K	6-1	188	34	12	Texas	Austin, TX	FA '12
97	Urban, Brent	DE	6-7	309	32	10	Virginia	Mississauga, ON, Canada	UFA (Chi.) '22
50	Van Noy, Kyle	OLB	6-3	250	32	10	Brigham Young	Reno, NV	FA '23
16	Wallace, Tylan	WR	5-11	198	24	3	Oklahoma State	Fort Worth, TX	D4 '21
96	Washington, Broderick	DE/DT	6-2	315	26	4	Texas Tech	Longview, TX	D5 '20
32	Williams, Marcus	S	6-1	207	27	7	Utah	Corona, CA	UFA (NO) '22
41	Worley, Daryl	DB	6-1	210	28	8	West Virginia	Philadelphia, PA	FA '21
23	Ya-Sin, Rock	CB	5-11	195	27	5	Temple	Decatur, GA	FA '23
70	Zeitler, Kevin	G	6-4	340	33	12	Wisconsin	Waukesha, WI	FA '21

Practice Squad (16)

37	Adams, Andrew	S	5-11	202	30	8	Connecticut	Fayetteville, GA	FA '23
63	Doss, TyKeem	G	6-5	380	24	R	Southern Mississippi	Aliceville, AL	FA '23
33	Gordon III, Melvin	RB	6-1	215	30	9	Wisconsin	Kenosha, WI	FA '23
31	Lucien, Jeremy	CB	6-1	197	23	R	Vanderbilt	Moore Township, PA	FA '23
62	Manning, Tashawn	G	6-3	340	25	R	Kentucky	Apopka, FL	FA '23
48	Moon, Jeremiah	OLB	6-5	250	25	1	Florida	Hoover, AL	FA '22
91	Nichols, Rayshad	DT	6-2	305	24	1	Stephen F. Austin	Bridge City, LA	FA '22
51	Ross, Josh	ILB	6-0	229	24	2	Michigan	Southfield, MI	FA '22
93	Roy, Bravvion	DT	6-1	330	27	4	Baylor	Spring, TX	FA '23
82	Ryan, Sean	WR	6-3	200	24	R	Rutgers	Brooklyn, NY	FA '23
39	Swilling, Tre	CB	6-1	196	24	1	Georgia Tech	New Orleans, LA	FA '23
18	Treadwell, Laquon	WR	6-2	215	28	8	Mississippi	Chicago, IL	FA '23
84	Vokolek, Travis	TE	6-6	260	25	R	Nebraska	Springfield, MO	FA '23
85	Washington, Scotty	TE	6-5	245	26	1	Wake Forest	Washington, DC	FA '23
74	Wells, Josh	OL	6-6	306	32	10	James Madison	Mechanicsville, VA	FA '23
36	Wright, Owen	RB	5-9	217	24	R	Monmouth	Bethesda, MD	FA '23

Injured Reserve (4)

27	Dobbins, J.K.	RB	5-10	215	24	4	Ohio State	La Grange, TX	D2 '20
59	Hamm, Malik	OLB	6-3	250	23	R	Lafayette	Baltimore, MD	FA '23
90	Ojabo, David	OLB	6-4	265	23	2	Michigan	Aberdeen, Scotland	D2 '22
29	Washington, Ar'Darius	S	5-8	177	24	2	Texas Christian	Shreveport, LA	FA '21

Injured Reserve - Designated For Return (1)

22	Williams, Damarion	CB	5-10	180	25	2	Houston	Miami, FL	D4f '22
----	--------------------	----	------	-----	----	---	---------	-----------	---------

Practice Squad/Injured Reserve (1)

25	Seymour, Kevon	CB	6-0	188	29	6	USC	Pasadena, CA	FA '21
----	----------------	----	-----	-----	----	---	-----	--------------	--------

Reserve/NFIN (4)

54	Bowser, Tyus	OLB	6-3	250	28	7	Houston	Tyler, TX	D2 '17
46	Moore, Nick	LS	6-2	260	30	3	Georgia	Snellville, GA	FA '20
##	Mullen, Trayvon	CB	6-2	190	26	5	Clemson	Coconut Creek, FL	FA '23
72	Vorhees, Andrew	G	6-6	310	24	R	USC	Kingsburg, CA	D7 '23



NUMERICAL ROSTER

NO.	NAME	POS	HT	WT	AGE	EXP	COLLEGE	HOMETOWN	HOW ACQ
0	Roquan Smith	ILB	6-1	236	26	6	Georgia	Montezuma, GA	TR (Chi.) '22
2	Tyler Huntley	QB	6-1	204	25	4	Utah	Hallandale Beach, FL	FA '20
3	Odell Beckham Jr.	WR	5-11	200	31	9	LSU	New Orleans, LA	FA '23
4	Zay Flowers	WR	5-9	182	23	R	Boston College	Fort Lauderdale, FL	D1 '23
5	Jalyn Armour-Davis	CB	6-1	197	24	2	Alabama	Mobile, AL	D4b '22
6	Patrick Queen	ILB	6-0	230	24	4	LSU	Ventress, LA	D1 '20
7	Rashod Bateman	WR	6-1	197	23	3	Minnesota	Tifton, GA	D1a '21
8	Lamar Jackson	QB	6-2	215	26	6	Louisville	Pompano Beach, FL	D1b '18
9	Justin Tucker	K	6-1	188	34	12	Texas	Austin, TX	FA '12
10	Arthur Maulet	CB	5-10	190	30	7	Memphis	New Orleans, LA	FA '23
11	Jordan Stout	P	6-3	207	25	2	Penn State	Cedar Bluff, VA	D4d '22
13	Devin Duvernay	WR	5-11	202	26	4	Texas	Sachse, TX	D3b '20
14	Kyle Hamilton	S	6-4	220	22	2	Notre Dame	Atlanta, GA	D1a '22
15	Nelson Agholor	WR	6-0	200	30	9	USC	Tampa, FL	UFA (NE) '23
16	Tylan Wallace	WR	5-11	198	24	3	Oklahoma State	Fort Worth, TX	D4 '21
17	Josh Johnson	QB	6-3	214	37	9	San Diego	Oakland, CA	FA '23
21	Brandon Stephens	DB	6-1	215	25	3	Southern Methodist	Plano, TX	D3b '21
23	Rock Ya-Sin	CB	5-11	195	27	5	Temple	Decatur, GA	FA '23
24	Jadeveon Clowney	DE/OLB	6-5	255	30	10	South Carolina	Rock Hill, SC	FA '23
26	Geno Stone	S	5-11	210	24	4	Iowa	New Castle, PA	FA '21
28	Ronald Darby	CB	5-11	193	29	9	Florida State	Oxon Hill, MD	FA '23
30	Trenton Simpson	ILB	6-2	238	22	R	Clemson	Charlotte, NC	D3 '23
32	Marcus Williams	S	6-1	207	27	7	Utah	Corona, CA	UFA (NO) '22
34	Keaton Mitchell	RB	5-8	191	21	R	East Carolina	McDonough, GA	FA '23
35	Gus Edwards	RB	6-1	238	28	6	Rutgers	Staten Island, NY	FA '18
40	Malik Harrison	LB	6-3	259	25	4	Ohio State	Columbus, OH	D3c '20
41	Daryl Worley	DB	6-1	210	28	8	West Virginia	Philadelphia, PA	FA '21
42	Patrick Ricard	FB	6-3	305	29	7	Maine	Spencer, MA	FA '17
43	Justice Hill	RB	5-10	197	26	5	Oklahoma State	Tulsa, OK	D4a '19
44	Marlon Humphrey	CB	6-0	201	27	7	Alabama	Hoover, AL	D1 '17
50	Kyle Van Noy	OLB	6-3	250	32	10	Brigham Young	Reno, NV	FA '23
53	Del'Shawn Phillips	LB	6-2	230	27	4	Illinois	Highland Park, MI	FA '22
58	Michael Pierce	NT	6-0	355	31	7	Samford	Daphne, AL	FA '22
61	Sam Mustipher	C	6-2	332	27	4	Notre Dame	Owings Mills, MD	FA '23
64	Tyler Linderbaum	C	6-2	305	23	2	Iowa	Solon, IA	D1b '22
65	Patrick Mekari	OL	6-4	305	26	5	Cal-Berkeley	Westlake Village, CA	FA '19
66	Ben Cleveland	G	6-6	370	25	3	Georgia	Toccoa, GA	D3a '21
69	Tyler Ott	LS	6-3	253	31	9	Harvard	Tulsa, OK	FA '23
70	Kevin Zeitler	G	6-4	340	33	12	Wisconsin	Waukesha, WI	FA '21
71	Malaesala Aumavae-Laulu	G/T	6-5	325	24	R	Oregon	Hilo, HI	D6 '23
76	John Simpson	G	6-4	330	26	4	Clemson	Charleston, SC	FA '22
77	Daniel Faalele	T	6-8	380	24	2	Minnesota	Melbourne, Australia	D4a '22
78	Morgan Moses	T	6-6	320	32	10	Virginia	North Chesterfield, VA	UFA (NYJ) '22
79	Ronnie Stanley	T	6-6	315	29	8	Notre Dame	Las Vegas, NV	D1 '16
80	Isaiah Likely	TE	6-4	241	23	2	Coastal Carolina	Cambridge, MA	D4e '22
88	Charlie Kolar	TE	6-6	257	24	2	Iowa State	Norman, OK	D4c '22
89	Mark Andrews	TE	6-5	247	28	6	Oklahoma	Scottsdale, AZ	D3b '18
92	Justin Madubuike	DT	6-3	305	26	4	Texas A&M	McKinney, TX	D3a '20
95	Tavarius Robinson	OLB	6-6	258	24	R	Mississippi	Guelph, ON, Canada	D4 '23
96	Broderick Washington	DE/DT	6-2	315	26	4	Texas Tech	Longview, TX	D5 '20
97	Brent Urban	DE	6-7	309	32	10	Virginia	Mississauga, ON, Canada	UFA (Chi.) '22
98	Travis Jones	DT	6-4	338	24	2	Connecticut	New Haven, CT	D3 '22
99	Odafe Oweh	OLB	6-5	257	24	3	Penn State	Howell, NJ	D1b '21

Practice Squad (16)

18	Laquon Treadwell	WR	6-2	215	28	8	Mississippi	Chicago, IL	FA '23
31	Jeremy Lucien	CB	6-1	197	23	R	Vanderbilt	Moore Township, PA	FA '23
33	Melvin Gordon III	RB	6-1	215	30	9	Wisconsin	Kenosha, WI	FA '23
36	Owen Wright	RB	5-9	217	24	R	Monmouth	Bethesda, MD	FA '23
37	Andrew Adams	S	5-11	202	30	8	Connecticut	Fayetteville, GA	FA '23
39	Tre Swilling	CB	6-1	196	24	1	Georgia Tech	New Orleans, LA	FA '23
48	Jeremiah Moon	OLB	6-5	250	25	1	Florida	Hoover, AL	FA '22
51	Josh Ross	ILB	6-0	229	24	2	Michigan	Southfield, MI	FA '22
62	Tashawn Manning	G	6-3	340	25	R	Kentucky	Apopka, FL	FA '23
63	TyKeem Doss	G	6-5	380	24	R	Southern Mississippi	Aliceville, AL	FA '23
74	Josh Wells	OL	6-6	306	32	10	James Madison	Mechanicsville, VA	FA '23
82	Sean Ryan	WR	6-3	200	24	R	Rutgers	Brooklyn, NY	FA '23
84	Travis Vokolek	TE	6-6	260	25	R	Nebraska	Springfield, MO	FA '23
85	Scotty Washington	TE	6-5	245	26	1	Wake Forest	Washington, DC	FA '23
91	Rayshad Nichols	DT	6-2	305	24	1	Stephen F. Austin	Bridge City, LA	FA '22
93	Bravvion Roy	DT	6-1	330	27	4	Baylor	Spring, TX	FA '23

Injured Reserve (4)

27	J.K. Dobbins	RB	5-10	215	24	4	Ohio State	La Grange, TX	D2 '20
29	Ar'Darius Washington	S	5-8	177	24	2	Texas Christian	Shreveport, LA	FA '21
59	Malik Hamm	OLB	6-3	250	23	R	Lafayette	Baltimore, MD	FA '23
90	David Ojabo	OLB	6-4	265	23	2	Michigan	Aberdeen, Scotland	D2 '22

Injured Reserve - Designated For Return (1)

22	Damarion Williams	CB	5-10	180	25	2	Houston	Miami, FL	D4f '22
----	-------------------	----	------	-----	----	---	---------	-----------	---------

Practice Squad/Injured Reserve (1)

25	Kevon Seymour	CB	6-0	188	29	6	USC	Pasadena, CA	FA '21
----	---------------	----	-----	-----	----	---	-----	--------------	--------

Reserve/NFIN (4)

##	Trayvon Mullen	CB	6-2	190	26	5	Clemson	Coconut Creek, FL	FA '23
46	Nick Moore	LS	6-2	260	30	3	Georgia	Snellville, GA	FA '20
54	Tyus Bowser	OLB	6-3	250	28	7	Houston	Tyler, TX	D2 '17
72	Andrew Vorhees	G	6-6	310	24	R	USC	Kingsburg, CA	D7 '23

POSITIONAL ROSTER

NO.	NAME	POS.	HT.	WT.	AGE	EXP.	COLLEGE	HOMETOWN	HOW ACQ.
QUARTERBACKS (3)									
2	Tyler Huntley	QB	6-1	204	25	4	Utah	Hallandale Beach, FL	FA '20
8	Lamar Jackson	QB	6-2	215	26	6	Louisville	Pompano Beach, FL	D1b '18
17	Josh Johnson	QB	6-3	214	37	9	San Diego	Oakland, CA	FA '23
RUNNING BACKS (7)									
27	J.K. Dobbins (IR)	RB	5-10	215	24	4	Ohio State	La Grange, TX	D2 '20
33	Melvin Gordon III (PS)	RB	6-1	215	30	9	Wisconsin	Kenosha, WI	FA '23
34	Keaton Mitchell	RB	5-8	191	21	R	East Carolina	McDonough, GA	FA '23
35	Gus Edwards	RB	6-1	238	28	6	Rutgers	Staten Island, NY	FA '18
36	Owen Wright (PS)	RB	5-9	217	24	R	Monmouth	Bethesda, MD	FA '23
42	Patrick Ricard	FB	6-3	305	29	7	Maine	Spencer, MA	FA '17
43	Justice Hill	RB	5-10	197	26	5	Oklahoma State	Tulsa, OK	D4a '19
WIDE RECEIVERS (8)									
3	Odell Beckham Jr.	WR	5-11	200	31	9	LSU	New Orleans, LA	FA '23
4	Zay Flowers	WR	5-9	182	23	R	Boston College	Fort Lauderdale, FL	D1 '23
7	Rashod Bateman	WR	6-1	197	23	3	Minnesota	Tifton, GA	D1a '21
13	Devin Duvernay	WR	5-11	202	26	4	Texas	Sachse, TX	D3b '20
15	Nelson Agholor	WR	6-0	200	30	9	USC	Tampa, FL	UFA (NE) '23
16	Tylan Wallace	WR	5-11	198	24	3	Oklahoma State	Fort Worth, TX	D4 '21
18	Laquon Treadwell (PS)	WR	6-2	215	28	8	Mississippi	Chicago, IL	FA '23
82	Sean Ryan (PS)	WR	6-3	200	24	R	Rutgers	Brooklyn, NY	FA '23
TIGHT ENDS (5)									
80	Isaiah Likely	TE	6-4	241	23	2	Coastal Carolina	Cambridge, MA	D4e '22
84	Travis Vokolek (PS)	TE	6-6	260	25	R	Nebraska	Springfield, MO	FA '23
85	Scotty Washington (PS)	TE	6-5	245	26	1	Wake Forest	Washington, DC	FA '23
88	Charlie Kolar	TE	6-6	257	24	2	Iowa State	Norman, OK	D4c '22
89	Mark Andrews	TE	6-5	247	28	6	Oklahoma	Scottsdale, AZ	D3b '18
OFFENSIVE LINE (14)									
61	Sam Mustipher	C	6-2	332	27	4	Notre Dame	Owings Mills, MD	FA '23
62	Tashawn Manning (PS)	G	6-3	340	25	R	Kentucky	Apopka, FL	FA '23
63	TyKeem Doss (PS)	G	6-5	380	24	R	Southern Mississippi	Aliceville, AL	FA '23
64	Tyler Linderbaum	C	6-2	305	23	2	Iowa	Solon, IA	D1b '22
65	Patrick Mekari	OL	6-4	305	26	5	Cal-Berkeley	Westlake Village, CA	FA '19
66	Ben Cleveland	G	6-6	370	25	3	Georgia	Toccoa, GA	D3a '21
70	Kevin Zeitler	G	6-4	340	33	12	Wisconsin	Waukesha, WI	FA '21
71	Malaesala Aumavae-Laulu	G/T	6-5	325	24	R	Oregon	Hilo, HI	D6 '23
72	Andrew Vorhees (R/NFI)	G	6-6	310	24	R	USC	Kingsburg, CA	D7 '23
74	Josh Wells (PS)	OL	6-6	306	32	10	James Madison	Mechanicsville, VA	FA '23
76	John Simpson	G	6-4	330	26	4	Clemson	Charleston, SC	FA '22
77	Daniel Faalele	T	6-8	380	24	2	Minnesota	Melbourne, Australia	D4a '22
78	Morgan Moses	T	6-6	320	32	10	Virginia	North Chesterfield, VA	UFA (NYJ) '22
79	Ronnie Stanley	T	6-6	315	29	8	Notre Dame	Las Vegas, NV	D1 '16
LINEBACKERS (13)									
0	Roquan Smith	ILB	6-1	236	26	6	Georgia	Montezuma, GA	TR (Chi.) '22
6	Patrick Queen	ILB	6-0	230	24	4	LSU	Ventress, LA	D1 '20
30	Trenton Simpson	ILB	6-2	238	22	R	Clemson	Charlotte, NC	D3 '23
40	Malik Harrison	LB	6-3	259	25	4	Ohio State	Columbus, OH	D3c '20
48	Jeremiah Moon (PS)	OLB	6-5	250	25	1	Florida	Hoover, AL	FA '22
50	Kyle Van Noy	OLB	6-3	250	32	10	Brigham Young	Reno, NV	FA '23
51	Josh Ross (PS)	ILB	6-0	229	24	2	Michigan	Southfield, MI	FA '22
53	DelShawn Phillips	LB	6-2	230	27	4	Illinois	Highland Park, MI	FA '22
54	Tyus Bowser (R/NFI)	OLB	6-3	250	28	7	Houston	Tyler, TX	D2 '17
59	Malik Hamm (IR)	OLB	6-3	250	23	R	Lafayette	Baltimore, MD	FA '23
90	David Ojabo (IR)	OLB	6-4	265	23	2	Michigan	Aberdeen, Scotland	D2 '22
95	Tavius Robinson	OLB	6-6	258	24	R	Mississippi	Guelph, ON, Canada	D4 '23
99	Odafe Oweh	OLB	6-5	257	24	3	Penn State	Howell, NJ	D1b '21
DEFENSIVE BACKS (17)									
##	Trayvon Mullen (R/NFI)	CB	6-2	190	26	5	Clemson	Coconut Creek, FL	FA '23
5	Jalyn Armour-Davis	CB	6-1	197	24	2	Alabama	Mobile, AL	D4b '22
10	Arthur Maulet	CB	5-10	190	30	7	Memphis	New Orleans, LA	FA '23
14	Kyle Hamilton	S	6-4	220	22	2	Notre Dame	Atlanta, GA	D1a '22
21	Brandon Stephens	DB	6-1	215	25	3	Southern Methodist	Plano, TX	D3b '21
22	Damarion Williams (IRD)	CB	5-10	180	25	2	Houston	Miami, FL	D4f '22
23	Rock Ya-Sin	CB	5-11	195	27	5	Temple	Decatur, GA	FA '23
25	Kevon Seymour (PSIR)	CB	6-0	188	29	6	USC	Pasadena, CA	FA '21
26	Geno Stone	S	5-11	210	24	4	Iowa	New Castle, PA	FA '21
28	Ronald Darby	CB	5-11	193	29	9	Florida State	Oxon Hill, MD	FA '23
29	Ar'Darius Washington (IR)	S	5-8	177	24	2	Texas Christian	Shreveport, LA	FA '21
31	Jeremy Lucien (PS)	CB	6-1	197	23	R	Vanderbilt	Moore Township, PA	FA '23
32	Marcus Williams	S	6-1	207	27	7	Utah	Corona, CA	UFA (NO) '22
37	Andrew Adams (PS)	S	5-11	202	30	8	Connecticut	Fayetteville, GA	FA '23
39	Tre Swilling (PS)	CB	6-1	196	24	1	Georgia Tech	New Orleans, LA	FA '23
41	Daryl Worley	DB	6-1	210	28	8	West Virginia	Philadelphia, PA	FA '21
44	Marlon Humphrey	CB	6-0	201	27	7	Alabama	Hoover, AL	D1 '17
DEFENSIVE LINE (8)									
24	Jadeveon Clowney	DE/OLB	6-5	255	30	10	South Carolina	Rock Hill, SC	FA '23
58	Michael Pierce	NT	6-0	355	31	7	Samford	Daphne, AL	FA '22
91	Rayshad Nichols (PS)	DT	6-2	305	24	1	Stephen F. Austin	Bridge City, LA	FA '22
92	Justin Madubuike	DT	6-3	305	26	4	Texas A&M	McKinney, TX	D3a '20
93	Bravion Roy (PS)	DT	6-1	330	27	4	Baylor	Spring, TX	FA '23
96	Broderick Washington	DE/DT	6-2	315	26	4	Texas Tech	Longview, TX	D5 '20
97	Brent Urban	DE	6-7	309	32	10	Virginia	Mississauga, ON, Canada	UFA (Chi.) '22
98	Travis Jones	DT	6-4	338	24	2	Connecticut	New Haven, CT	D3 '22
SPECIALISTS (4)									
9	Justin Tucker	K	6-1	188	34	12	Texas	Austin, TX	FA '12
11	Jordan Stout	P	6-3	207	25	2	Penn State	Cedar Bluff, VA	D4d '22
46	Nick Moore (R/NFI)	LS	6-2	260	30	3	Georgia	Snellville, GA	FA '20
69	Tyler Ott	LS	6-3	253	31	9	Harvard	Tulsa, OK	FA '23



DEPTH CHART

Compiled by Ravens PR Staff: Nov. 21, 2023

OFFENSE

WR	3	Odell Beckham Jr.	7	Rashod Bateman	16	Tylan Wallace
WR	4	<u>Zay Flowers</u>	15	Nelson Agholor	13	Devin Duvernay
LT	79	Ronnie Stanley*	65	Patrick Mekari	77	Daniel Faalele
LG	76	John Simpson	71	<u>Malaesala Aumavae-Laulu</u>		
C	64	Tyler Linderbaum	61	Sam Mustipher	65	Patrick Mekari
RG	70	Kevin Zeitler	66	Ben Cleveland		
RT	78	Morgan Moses	65	Patrick Mekari	77	Daniel Faalele
TE	89	Mark Andrews	80	Isaiah Likely	88	Charlie Kolar
QB	8	Lamar Jackson	2	Tyler Huntley	17	Josh Johnson
FB	42	Patrick Ricard				
RB	35	Gus Edwards	43	Justice Hill	- or -	34 <u>Keaton Mitchell</u>

DEFENSE

DT	92	Justin Madubuike	98	Travis Jones		
NT	58	Michael Pierce	98	Travis Jones		
DE	24	Jadeveon Clowney	96	Broderick Washington	97	Brent Urban
OLB	99	Odafe Oweh	95	<u>Tavius Robinson</u>		
MLB	0	Roquan Smith	40	Malik Harrison		
WLB	6	Patrick Queen	53	Del'Shawn Phillips	30	<u>Trenton Simpson</u>
OLB	50	Kyle Van Noy	40	Malik Harrison		
CB	21	Brandon Stephens	23	Rock Ya-Sin	5	Jalyn Armour-Davis
SS	14	Kyle Hamilton	41	Daryl Worley		
FS	32	Marcus Williams	26	Geno Stone	21	Brandon Stephens
CB	44	Marlon Humphrey*	28	Ronald Darby	10	Arthur Maulet

SPECIAL TEAMS

P	11	Jordan Stout				
K	9	Justin Tucker				
H	11	Jordan Stout				
LS	69	Tyler Ott				
KOR	13	Devin Duvernay	43	Justice Hill	34	<u>Keaton Mitchell</u>
PR	13	Devin Duvernay	4	<u>Zay Flowers</u>		

Rookies Underlined

* Missed Last Game w/ Injury

PRONUNCIATIONS

PLAYERS: Nelson Agholor (AGG-uh-lore); Malaesala Aumavae-Laulu (muh-lie-SAUL-uh, ah-moo-VYE, law-OH-loo); Jadeveon Clowney (juh-DAY-vee-uhn); Devin Duvernay (DOO-ver-nay); Daniel Faalele (FAH-ah-LAY-lay); Charlie Kolar (KOH-ler); Justin Madubuike (mad-uh-BEE-kay); Tashawn Manning (TAY-shawn); Patrick Mekari (muh-CARE-ee); David Ojabo (oh-JOBB-oh); Odafe Oweh (uh-DAH-fay, O-way); Kevon Seymour (KEE-von); Tylan Wallace (TIE-luhn); Ar'Darius Washington (ar-DARE-ee-us); Rock Ya-Sin (yah-SEEN). **COACHES:** Joe D'Alessandris (dell-ah-SAN-dress); George Godsey (GOD-see); Sam Koch (Cook); Craig Ver Steeg (ver-STEGG); T.J. Weist (WEEST)

COACHING STAFF

John Harbaugh - Head Coach
Chris Horton - Special Teams Coordinator
Mike Macdonald - Defensive Coordinator
Todd Monken - Offensive Coordinator
Anthony Weaver - Asst. Head Coach/Defensive Line
Danny Breyer - Offensive Quality Control
Randy Brown - Special Teams Coach/Specialists
Joe D'Alessandris - Offensive Line Coach
Mike Devlin - Asst. Offensive Line Coach
Kerry Dixon - Asst. Quarterbacks Coach
Scott Elliott - Strength & Conditioning Coord.
George Godsey - Tight Ends Coach

Chris Hewitt - Pass Game Coordinator/Secondary
Greg Lewis - Wide Receivers Coach
Tee Martin - Quarterbacks Coach
Zach Orr - Inside Linebackers Coach
Matt Robinson - Defensive Quality Control
Chuck Smith - Outside Linebackers Coach
Daniel Stern - Defensive Quality Control
Travis Switzer - Offensive Quality Control
Willie Taggart - Running Backs Coach
T.J. Weist - Special Teams Coach
Keith Williams - Asst. Wide Receivers Coach
Dennard Wilson - Defensive Backs Coach



HOW THE RAVENS ARE BUILT

YEAR	DRAFTEES (32)	FREE AGENTS (29)	TRADES (1)	UDFA (17)
2012				K Justin Tucker (FA '12)
2016	T Ronnie Stanley (1)			
2017	CB Marlon Humphrey (1) OLB Tyus Bowser (2) δ			FB Patrick Ricard (FA '17)
2018	QB Lamar Jackson (1b) TE Mark Andrews (3b)			RB Gus Edwards (FA '18)
2019	RB Justice Hill (4a)			OL Patrick Mekari (FA '19)
2020	ILB Patrick Queen (1) RB J.K. Dobbins (2) * DT Justin Madubuike (3a) WR Devin Duvernay (3b) LB Malik Harrison (3c) DE/DT Broderick Washington (5)	LS Nick Moore (FA '20) δ		QB Tyler Huntley (FA '20)
2021	WR Rashod Bateman (1a) OLB Odafe Oweh (1b) G Ben Cleveland (3a) DB Brandon Stephens (3b) WR Tylan Wallace (4)	CB Kevon Seymour (FA '21) Σ S Geno Stone (FA '21) DB Daryl Worley (FA '21) G Kevin Zeitler (FA '21)		S Ar'Darius Washington (FA '21) *
2022	S Kyle Hamilton (1a) C Tyler Linderbaum (1b) OLB David Ojabo (2) * DT Travis Jones (3) T Daniel Faalele (4a) CB Jalyn Armour-Davis (4b) TE Charlie Kolar (4c) P Jordan Stout (4d) TE Isaiah Likely (4e) CB Damarion Williams (4f) Φ	T Morgan Moses (UFA NYJ '22) LB Del'Shawn Phillips (FA '22) NT Michael Pierce (FA '22) G John Simpson (FA '22) DE Brent Urban (UFA Chi. '22) S Marcus Williams (UFA NO '22)	ILB Roquan Smith (TR Chi. '22)	OLB Jeremiah Moon (FA '22) ^ DT Rayshad Nichols (FA '22) ^ ILB Josh Ross (FA '22) ^
2023	WR Zay Flowers (1) ILB Trenton Simpson (3) OLB Tavius Robinson (4) G/T Malaesala Aumavae-Laulu (6) G Andrew Vorhees (7) δ	S Andrew Adams (FA '23) ^ WR Nelson Agholor (UFA NE '23) WR Odell Beckham Jr. (FA '23) DE/OLB Jadeveon Clowney (FA '23) CB Ronald Darby (FA '23) RB Melvin Gordon III (FA '23) ^ QB Josh Johnson (FA '23) CB Arthur Maulet (FA '23) CB Trayvon Mullen (FA '23) δ C Sam Mustipher (FA '23) LS Tyler Ott (FA '23) DT Bravvion Roy (FA '23) ^ CB Tre Swilling (FA '23) ^ WR Laquon Treadwell (FA '23) ^ OLB Kyle Van Noy (FA '23) TE Scotty Washington (FA '23) ^ OL Josh Wells (FA '23) ^ CB Rock Ya-Sin (FA '23)		G TyKeem Doss (FA '23) ^ OLB Malik Hamm (FA '23) * CB Jeremy Lucien (FA '23) ^ G Tashawn Manning (FA '23) ^ RB Keaton Mitchell (FA '23) WR Sean Ryan (FA '23) ^ TE Travis Vokolek (FA '23) ^ RB Owen Wright (FA '23) ^

Key: *Injured Reserve, ^Practice Squad, TR = Trade, UFA = Unrestricted Free Agent, **δ** = Reserve/NFI. Urban & Stone are each original Ravens draft picks, while Pierce entered the NFL as an undrafted rookie free agent with Baltimore.



PARTICIPATION CHART

PLAYERS	HOU	AT CIN	IND	AT CLE	AT PIT	AT TEN	DET	AT ARI	SEA	CLE	CIN	11/26	12/10	12/17	12/25	12/31	1/7	GP	GS	DNP	IN
Andrew Adams	NOT	NOT	NOT	NOT	NOT	NOT	PS	PS	PS	PS	PS	-	-	-	-	-	-	0	0	0	0
Nelson Agholor	WR	P	P	WR	P	P	P	P	P	P	P	-	-	-	-	-	-	11	2	0	0
Mark Andrews	N	TE	TE	P	TE	TE	TE	TE	TE	TE	TE	-	-	-	-	-	-	10	9	0	1
Jalyn Armour-Davis	N	P	P	P	N	N	P	N	N	N	N	P	-	-	-	-	-	5	0	0	6
Malaesala Aumavae-Laulu	N	X	X	X	N	N	N	N	N	N	N	-	-	-	-	-	-	0	0	3	8
Rashod Bateman	P	P	WR	N	WR	WR	P	P	WR	WR	WR	-	-	-	-	-	-	10	6	0	1
Odell Beckham Jr.	WR	WR	N	N	P	P	WR	WR	P	P	P	-	-	-	-	-	-	9	4	0	2
Tarik Black	NOT	NOT	NOT	PS	PS	PS	PS	NOT	NOT	NOT	NOT	-	-	-	-	-	-	0	0	0	0
Tyus Bowser	R/NFI	R/NFI	R/NFI	R/NFI	R/NFI	R/NFI	R/NFI	R/NFI	R/NFI	R/NFI	R/NFI	-	-	-	-	-	-	0	0	0	0
Ben Cleveland	N	P	P	P	P	P	P	P	P	P	P	-	-	-	-	-	-	10	0	0	1
Jadeveon Clowney	P	SAM	SAM	P	SAM	SAM	SAM	SAM	SAM	SAM	SAM	-	-	-	-	-	-	11	9	0	0
Ronald Darby	CB	CB	CB	CB	P	P	P	P	P	P	CB	-	-	-	-	-	-	11	5	0	0
Dontay Demus Jr.	NOT	NOT	NOT	PS	NOT	NOT	NOT	NOT	NOT	NOT	NOT	-	-	-	-	-	-	0	0	0	0
J.K. Dobbins	RB	IR	IR	IR	IR	IR	IR	IR	IR	IR	IR	-	-	-	-	-	-	1	1	0	0
TyKeem Doss	PS	PS	PS	PS	PS	PS	PS	PS	PS	PS	PS	-	-	-	-	-	-	0	0	0	0
Kenyan Drake	NOT	NOT	P	PS	P	PS	NOT	NOT	NOT	NOT	NOT	-	-	-	-	-	-	2	0	0	0
Devin Duvernay	P	P	P	WR	P	P	P	P	P	P	P	-	-	-	-	-	-	11	1	0	0
Gus Edwards	P	P	RB	RB	RB	P	P	P	RB	RB	RB	-	-	-	-	-	-	11	6	0	0
Daniel Faalele	P	P	P	P	P	N	P	P	P	P	P	-	-	-	-	-	-	10	0	0	1
Zay Flowers	WR	WR	WR	WR	WR	WR	WR	WR	WR	WR	WR	-	-	-	-	-	-	11	11	0	0
Kyle Fuller	NOT	PS	PS	NOT	NOT	NOT	NOT	NOT	NOT	NOT	NOT	-	-	-	-	-	-	0	0	0	0
Melvin Gordon III	PS	X	P	P	PS	PS	PS	PS	PS	PS	PS	-	-	-	-	-	-	2	0	1	0
Kyle Hamilton	SS	SS	SS	SS	SS	SS	SS	SS	SS	SS	SS	-	-	-	-	-	-	11	11	0	0
Malik Hamm	IR	IR	IR	IR	IR	IR	IR	IR	IR	IR	IR	-	-	-	-	-	-	0	0	0	0
Duron Harmon	NOT	PS	PS	PS	N	P	X		P	PS	NOT	-	-	-	-	-	-	3	1	1	1
Malik Harrison	SAM	P	P	P	RUSH	P	RUSH	P	RUSH	RUSH	P	-	-	-	-	-	-	11	5	0	0
Tae Hayes	PS	NOT	NOT	NOT	NOT	NOT	NOT	NOT	NOT	NOT	NOT	-	-	-	-	-	-	0	0	0	0
Justice Hill	P	RB	N	P	P	RB	RB	RB	P	P	P	-	-	-	-	-	-	10	4	0	1
DeAndre Houston-Carson	NOT	NOT	NOT	NOT	PS	PS	P	P	NOT	NOT	NOT	-	-	-	-	-	-	2	0	0	0
Marlon Humphrey	N	N	N	N	CB	CB	CB	CB	CB	CB	N	-	-	-	-	-	-	6	6	0	5
Tyler Huntley	N	N	X	P	X	X	P	X	P	X	X	-	-	-	-	-	-	3	0	6	2
Lamar Jackson	QB	QB	QB	QB	QB	QB	QB	QB	QB	QB	QB	-	-	-	-	-	-	11	11	0	0
Josh Johnson	X	X	NOT	N	N	N	N	N	N	N	N	-	-	-	-	-	-	0	0	2	8
Travis Jones	P	P	P	P	P	P	P	P	P	P	P	-	-	-	-	-	-	11	0	0	0
Charlie Kolar	P	N	P	P	N	P	P	P	P	P	P	-	-	-	-	-	-	9	0	0	2
Isaiah Likely	TE	TE	TE	P	P	P	TE	TE	P	P	P	-	-	-	-	-	-	11	5	0	0
Tyler Linderbaum	C	N	N	C	C	C	C	C	C	C	C	-	-	-	-	-	-	9	9	0	2
Jeremy Lucien	PS	PS	PS	PS	PS	PS	PS	PS	PS	PS	PS	-	-	-	-	-	-	0	0	0	0
Justin Madubuike	DT	DT	DT	DT	DT	DT	DT	DT	DT	DT	DT	-	-	-	-	-	-	11	11	0	0
Tashawn Manning	PS	PS	PS	PS	PS	PS	PS	PS	PS	PS	PS	-	-	-	-	-	-	0	0	0	0
Ben Mason	PS	PS	PS	NOT	NOT	NOT	NOT	NOT	NOT	NOT	NOT	-	-	-	-	-	-	0	0	0	0
Arthur Maulet	N	N	P	P	P	DB	P	DB	P	P	P	-	-	-	-	-	-	9	2	0	2
Patrick Mekari	P	LT	LT	LT	LT	P	P	P	LT	LT	LT	-	-	-	-	-	-	11	7	0	0
Keaton Mitchell	IR	IR	IR	IR	IRD	P	P	N	P	P	P	-	-	-	-	-	-	5	0	0	1
Jeremiah Moon	PS	PS	P	SAM	P	P	N	PS	PS	PS	PS	-	-	-	-	-	-	4	1	0	1
Nick Moore	R/NFI	R/NFI	R/NFI	R/NFI	R/NFI	R/NFI	R/NFI	R/NFI	R/NFI	R/NFI	R/NFI	-	-	-	-	-	-	0	0	0	0
Morgan Moses	RT	RT	RT	RT	N	RT	RT	RT	N	N	RT	-	-	-	-	-	-	8	8	0	3
Trayvon Mullen	R/NFI	R/NFI	R/NFI	R/NFI	R/NFI	R/NFI	R/NFI	R/NFI	R/NFI	R/NFI	R/NFI	-	-	-	-	-	-	0	0	0	0
Sam Mustipher	P	C	C	P	X	P	N	N	P	P	X	-	-	-	-	-	-	7	2	2	2
Rayshad Nichols	PS	PS	PS	PS	PS	PS	PS	PS	PS	PS	PS	-	-	-	-	-	-	0	0	0	0
David Ojabo	P	P	RUSH	IR	IR	IR	IR	IR	IR	IR	IR	-	-	-	-	-	-	3	1	0	0
Tyler Ott	P	P	P	P	P	P	P	P	P	P	P	-	-	-	-	-	-	11	0	0	0
Odafe Oweh	RUSH	RUSH	N	N	N	N	P	RUSH	P	P	RUSH	-	-	-	-	-	-	7	4	0	4
DeShawn Phillips	P	P	P	P	P	P	P	P	P	P	P	-	-	-	-	-	-	11	0	0	0
Michael Pierce	NT	NT	NT	NT	NT	NT	NT	NT	NT	NT	NT	-	-	-	-	-	-	11	11	0	0
Patrick Queen	WLB	WLB	WLB	WLB	WLB	WLB	WLB	WLB	WLB	WLB	WLB	-	-	-	-	-	-	11	11	0	0
Patrick Ricard	P	P	P	FB	FB	FB	P	P	FB	FB	FB	-	-	-	-	-	-	11	6	0	0
Tavius Robinson	P	P	P	RUSH	P	P	P	P	P	P	P	-	-	-	-	-	-	11	1	0	0
Josh Ross	PS	PS	PS	PS	PS	PS	PS	PS	PS	PS	P	-	-	-	-	-	-	1	0	0	0
Bravvion Roy	PS	PS	PS	PS	PS	PS	PS	PS	PS	PS	PS	-	-	-	-	-	-	0	0	0	0
Sean Ryan	PS	PS	PS	PS	PS	PS	PS	PS	PS	PS	PS	-	-	-	-	-	-	0	0	0	0
Kevon Seymour	P	P	P	P	P	P	N	P	P	PS	PS	-	-	-	-	-	-	8	0	0	1
John Simpson	LG	LG	LG	LG	LG	LG	LG	LG	LG	LG	LG	-	-	-	-	-	-	11	11	0	0
Trenton Simpson	P	P	P	P	P	P	P	P	P	P	N	-	-	-	-	-	-	10	0	0	1
Roquan Smith	MLB	MLB	MLB	MLB	MLB	MLB	MLB	MLB	MLB	MLB	MLB	-	-	-	-	-	-	11	11	0	0
Ronnie Stanley	LT	N	N	N	LT	LT	LT	LT	LT	LT	N	-	-	-	-	-	-	7	7	0	4

PARTICIPATION CHART

Brandon Stephens	CB	CB	CB	CB	CB	CB	CB	CB	CB	CB	CB	-	-	-	-	-	-	11	11	0	0
Geno Stone	P	FS	FS	FS	P	P	FS	FS	FS	P	FS	-	-	-	-	-	-	11	7	0	0
Jordan Stout	P	P	P	P	P	P	P	P	P	P	P	-	-	-	-	-	-	11	0	0	0
Tre Swilling	NOT	NOT	NOT	NOT	PS	PS	PS	PS	PS	PS	PS	-	-	-	-	-	-	0	0	0	0
Eric Tomlinson	NOT	NOT	NOT	NOT	PS	PS	PS	PS	PS	PS	PS	NOT	-	-	-	-	-	0	0	0	0
Laquon Treadwell	PS	PS	PS	P	P	PS	PS	PS	PS	PS	PS	PS	-	-	-	-	-	2	0	0	0
Justin Tucker	P	P	P	P	P	P	P	P	P	P	P	-	-	-	-	-	-	11	0	0	0
Brent Urban	P	P	P	P	P	P	P	P	P	P	P	-	-	-	-	-	-	11	0	0	0
Kyle Van Noy	NOT	NOT	NOT	P	P	RUSH	P	P	P	P	P	-	-	-	-	-	-	8	1	0	0
Travis Vokolek	PS	PS	PS	PS	PS	PS	PS	PS	PS	PS	PS	-	-	-	-	-	-	0	0	0	0
Andrew Vorhees	R/NFI	R/NFI	R/NFI	R/NFI	R/NFI	R/NFI	R/NFI	R/NFI	R/NFI	R/NFI	R/NFI	-	-	-	-	-	-	0	0	0	0
Tylan Wallace	P	P	P	IR	IR	IR	IR	N	P	N	P	-	-	-	-	-	-	5	0	0	2
Ar'Darius Washington	P	DB	IR	IR	IR	IR	IR	IR	IR	IR	IR	-	-	-	-	-	-	2	1	0	0
Broderick Washington	DE	P	P	P	DE	P	DE	P	DE	DE	N	-	-	-	-	-	-	10	5	0	1
Damarion Williams	IR	IR	IR	IR	IR	IR	IR	IR	IR	IR	IR	-	-	-	-	-	-	0	0	0	0
Marcus Williams	FS	N	N	N	FS	FS	N	N	N	FS	FS	-	-	-	-	-	-	5	5	0	6
Daryl Worley	P	P	DB	DB	IR	IR	IR	IR	P	P	P	-	-	-	-	-	-	7	2	0	0
Owen Wright	PS	PS	PS	PS	PS	PS	PS	P	PS	PS	PS	-	-	-	-	-	-	1	0	0	0
Rock Ya-Sin	P	P	P	P	P	P	P	P	N	P	P	-	-	-	-	-	-	10	0	0	1
Kevin Zeitler	RG	RG	RG	RG	RG	RG	RG	RG	RG	RG	RG	-	-	-	-	-	-	11	11	0	0

LEGEND:

Bold=Starters, P=Player was a substitution, X=Did Not Play (Non-injury), N=On Inactive List, PS=Practice Squad, NOT=Not on Roster, IR=Injured Reserve, R/NFI=Reserve/NFIN, IRD=Injured Reserve - Designated For Return

GAME-BY-GAME STARTERS

OFFENSE												
DATE	OPPONENT	WR	WR	LT	LG	C	RG	RT	TE	QB	RB	FB
9/10	Houston	Odell Beckham Jr./ Nelson Agholor	<u>Zay Flowers</u>	Ronnie Stanley	John Simpson	Tyler Linderbaum	Kevin Zeitler	Morgan Moses	Isaiah Likely	Lamar Jackson	J.K. Dobbins	--
9/17	at Cincinnati	Odell Beckham Jr.	<u>Zay Flowers</u>	Patrick Mekari	John Simpson	Sam Mustipher	Kevin Zeitler	Morgan Moses	Mark Andrews/ Isaiah Likely	Lamar Jackson	Justice Hill	--
9/24	Indianapolis	Rashod Bateman	<u>Zay Flowers</u>	Patrick Mekari	John Simpson	Sam Mustipher	Kevin Zeitler	Morgan Moses	Mark Andrews/ Isaiah Likely	Lamar Jackson	Gus Edwards	--
10/1	at Cleveland	Nelson Agholor/ Devin Duvernay	<u>Zay Flowers</u>	Patrick Mekari	John Simpson	Tyler Linderbaum	Kevin Zeitler	Morgan Moses	--	Lamar Jackson	Gus Edwards	Patrick Ricard
10/8	at Pittsburgh	Rashod Bateman	<u>Zay Flowers</u>	Ronnie Stanley	John Simpson	Tyler Linderbaum	Kevin Zeitler	Patrick Mekari	Mark Andrews	Lamar Jackson	Gus Edwards	Patrick Ricard
10/15	at Tennessee	Rashod Bateman	<u>Zay Flowers</u>	Ronnie Stanley	John Simpson	Tyler Linderbaum	Kevin Zeitler	Morgan Moses	Mark Andrews	Lamar Jackson	Justice Hill	Patrick Ricard
10/22	Detroit	Odell Beckham Jr.	<u>Zay Flowers</u>	Ronnie Stanley	John Simpson	Tyler Linderbaum	Kevin Zeitler	Morgan Moses	Mark Andrews/ Isaiah Likely	Lamar Jackson	Justice Hill	--
10/29	at Arizona	Odell Beckham Jr.	<u>Zay Flowers</u>	Ronnie Stanley	John Simpson	Tyler Linderbaum	Kevin Zeitler	Morgan Moses	Mark Andrews/ Isaiah Likely	Lamar Jackson	Justice Hill	--
11/5	Seattle	Rashod Bateman	<u>Zay Flowers</u>	Ronnie Stanley	John Simpson	Tyler Linderbaum	Kevin Zeitler	Patrick Mekari	Mark Andrews	Lamar Jackson	Gus Edwards	Patrick Ricard
11/12	Cleveland	Rashod Bateman	<u>Zay Flowers</u>	Ronnie Stanley	John Simpson	Tyler Linderbaum	Kevin Zeitler	Patrick Mekari	Mark Andrews	Lamar Jackson	Gus Edwards	Patrick Ricard
11/16	Cincinnati	Rashod Bateman	<u>Zay Flowers</u>	Patrick Mekari	John Simpson	Tyler Linderbaum	Kevin Zeitler	Morgan Moses	Mark Andrews	Lamar Jackson	Gus Edwards	Patrick Ricard
11/26	at L.A. Chargers	--	--	--	--	--	--	--	--	--	--	--
12/10	L.A. Rams	--	--	--	--	--	--	--	--	--	--	--
12/17	at Jacksonville	--	--	--	--	--	--	--	--	--	--	--
12/25	at San Francisco	--	--	--	--	--	--	--	--	--	--	--
12/31	Miami	--	--	--	--	--	--	--	--	--	--	--
1/7	Pittsburgh	--	--	--	--	--	--	--	--	--	--	--

DEFENSE												
DATE	OPPONENT	DT	NT	DE	OLB	MLB	WLB	OLB	CB	SS	FS	CB
9/10	Houston	Justin Madubuike	Michael Pierce	Broderick Washington	Odafe Oweh	Roquan Smith	Patrick Queen	Malik Harrison	Ronald Darby	Kyle Hamilton	Marcus Williams	Brandon Stephens
9/17	at Cincinnati	Justin Madubuike	Michael Pierce	--	Odafe Oweh	Roquan Smith	Patrick Queen	Jadeveon Clowney	Ronald Darby	Kyle Hamilton	Geno Stone	Brandon Stephens
9/24	Indianapolis	Justin Madubuike	Michael Pierce	--	David Ojabo	Roquan Smith	Patrick Queen	Jadeveon Clowney	Ronald Darby	Kyle Hamilton	Geno Stone	Brandon Stephens
10/1	at Cleveland	Justin Madubuike	Michael Pierce	--	<u>Tavius Robinson</u>	Roquan Smith	Patrick Queen	Jeremiah Moon	Ronald Darby	Kyle Hamilton	Geno Stone	Brandon Stephens
10/8	at Pittsburgh	Justin Madubuike	Michael Pierce	Broderick Washington	Malik Harrison	Roquan Smith	Patrick Queen	Jadeveon Clowney	Marlon Humphrey	Kyle Hamilton	Marcus Williams	Brandon Stephens
10/15	at Tennessee	Justin Madubuike	Michael Pierce	--	Kyle Van Noy	Roquan Smith	Patrick Queen	Jadeveon Clowney	Marlon Humphrey	Kyle Hamilton	Marcus Williams	Brandon Stephens
10/22	Detroit	Justin Madubuike	Michael Pierce	Broderick Washington	Malik Harrison	Roquan Smith	Patrick Queen	Jadeveon Clowney	Marlon Humphrey	Kyle Hamilton	Geno Stone	Brandon Stephens
10/29	at Arizona	Justin Madubuike	Michael Pierce	--	Odafe Oweh	Roquan Smith	Patrick Queen	Jadeveon Clowney	Marlon Humphrey	Kyle Hamilton	Geno Stone	Brandon Stephens
11/5	Seattle	Justin Madubuike	Michael Pierce	Broderick Washington	Malik Harrison	Roquan Smith	Patrick Queen	Jadeveon Clowney	Marlon Humphrey	Kyle Hamilton	Geno Stone	Brandon Stephens
11/12	Cleveland	Justin Madubuike	Michael Pierce	Broderick Washington	Malik Harrison	Roquan Smith	Patrick Queen	Jadeveon Clowney	Marlon Humphrey	Kyle Hamilton	Marcus Williams	Brandon Stephens
11/16	Cincinnati	Justin Madubuike	Michael Pierce	--	Odafe Oweh	Roquan Smith	Patrick Queen	Jadeveon Clowney	Brandon Stephens	Kyle Hamilton	Marcus Williams	Ronald Darby
11/26	at L.A. Chargers	--	--	--	--	--	--	--	--	--	--	--
12/10	L.A. Rams	--	--	--	--	--	--	--	--	--	--	--
12/17	at Jacksonville	--	--	--	--	--	--	--	--	--	--	--
12/25	at San Francisco	--	--	--	--	--	--	--	--	--	--	--
12/31	Miami	--	--	--	--	--	--	--	--	--	--	--
1/7	Pittsburgh	--	--	--	--	--	--	--	--	--	--	--

Rookies underlined.

2023 TRANSACTIONS

DATE	POS.	PLAYER	TRANSACTION
11/21	CB	Kevon Seymour	Placed on Practice Squad Injured Reserve
11/21	TE	Scotty Washington	Signed to the practice squad
11/21	DB	Damarion Williams	Designated to return from Injured Reserve
11/16	ILB	Josh Ross	Activated from the practice squad (standard elevation) vs. Cin.
11/14	OL	Josh Wells	Signed to the practice squad
11/14	TE	Eric Tomlinson	Released
11/5	CB	Kevon Seymour	Activated from the practice squad (standard elevation) vs. Sea.
11/4	DB	Daryl Worley	Activated from Injured Reserve/Designated for Return
11/3	CB	Kevon Seymour	Signed to the practice squad
11/2	CB	Kevon Seymour	Waived (vested veteran)
11/1	DB	Daryl Worley	Designated to return from Injured Reserve
10/29	DB	DeAndre Houston-Carson	Activated from the practice squad (standard elevation) at Ari.
10/29	WR	Tylan Wallace	Activated from Injured Reserve/Designated for Return
10/29	RB	Owen Wright	Activated from the practice squad (standard elevation) at Ari.
10/27	WR	Tarik Black	Waived
10/27	OLB	Jeremiah Moon	Signed to the practice squad
10/26	OLB	Jeremiah Moon	Waived
10/25	WR	Tylan Wallace	Designated to return from Injured Reserve
10/22	DB	DeAndre Houston-Carson	Activated from the practice squad (standard elevation) vs. Det.
10/18	S	Andrew Adams	Signed to the practice squad
10/17	RB	Kenyan Drake	Released
10/14	RB	Keaton Mitchell	Activated from Injured Reserve/Designated for Return
10/8	RB	Kenyan Drake	Activated from the practice squad (standard elevation) at Pit.
10/8	WR	Laquon Treadwell	Activated from the practice squad (standard elevation) at Pit.
10/7	DB	Daryl Worley	Placed on Injured Reserve
10/4	RB	Keaton Mitchell	Designated to return from Injured Reserve
10/3	WR	Dontay Demus Jr.	Released
10/3	DB	DeAndre Houston-Carson	Signed to the practice squad
10/3	CB	Tre Swilling	Signed to the practice squad
10/3	TE	Eric Tomlinson	Signed to the practice squad
10/1	RB	Melvin Gordon III	Activated from the practice squad (standard elevation) at Cle.
10/1	WR	Laquon Treadwell	Activated from the practice squad (standard elevation) at Cle.
9/30	OLB	David Ojabo	Placed on Injured Reserve
9/30	OLB	Kyle Van Noy	Signed from the practice squad to the active roster
9/27	OLB	Kyle Van Noy	Signed to the practice squad
9/26	WR	Tarik Black	Signed to the practice squad
9/26	WR	Dontay Demus Jr.	Signed to the practice squad
9/26	G	Kyle Fuller	Released
9/26	FB	Ben Mason	Released
9/25	QB	Josh Johnson	Re-signed
9/25	WR	Tylan Wallace	Placed on Injured Reserve
9/24	RB	Kenyan Drake	Activated from the practice squad (standard elevation) vs. Ind.
9/24	RB	Melvin Gordon III	Activated from the practice squad (standard elevation) vs. Ind.
9/23	QB	Josh Johnson	Terminated the contract of vested veteran
9/23	OLB	Jeremiah Moon	Signed from the practice squad to the active roster
9/20	RB	Kenyan Drake	Signed to the practice squad
9/19	C	Sam Mustipher	Signed from the practice squad to the active roster
9/19	S	Ar'Darius Washington	Placed on Injured Reserve
9/17	RB	Melvin Gordon III	Activated from the practice squad (standard elevation) at Cin.
9/17	C	Sam Mustipher	Activated from the practice squad (standard elevation) at Cin.
9/13	G/C	Kyle Fuller	Signed to the practice squad
9/12	RB	J.K. Dobbins	Placed on Injured Reserve
9/12	S	Duron Harmon	Signed to the practice squad
9/12	CB	Tae Hayes	Released
9/12	CB	Daryl Worley	Signed from the practice squad to the active roster
9/10	C	Sam Mustipher	Activated from the practice squad (standard elevation) vs. Hou.
9/10	CB	Daryl Worley	Activated from the practice squad (standard elevation) vs. Hou.
9/4	QB	Anthony Brown	Released
9/4	CB	Tae Hayes	Signed to the practice squad
8/31	OLB	Malik Hamm	Placed on Injured Reserve
8/31	QB	Josh Johnson	Re-signed
8/31	RB	Keaton Mitchell	Placed on Injured Reserve
8/31	DT	Bravvion Roy	Signed to the practice squad
8/31	CB	Kevon Seymour	Re-signed
8/31	DE	Brent Urban	Re-signed
8/31	CB	Damarion Williams	Placed on Injured Reserve
8/30	QB	Anthony Brown	Signed to the practice squad
8/30	G	TyKeem Doss	Signed to the practice squad
8/30	RB	Melvin Gordon III	Signed to the practice squad (veteran)
8/30	CB	Jeremy Lucien	Signed to the practice squad

8/30	G	Tashawn Manning	Signed to the practice squad
8/30	FB/TE	Ben Mason	Signed to the practice squad
8/30	OLB	Jeremiah Moon	Signed to the practice squad
8/30	C	Sam Mustipher	Signed to the practice squad (veteran)
8/30	DT	Rayshad Nichols	Signed to the practice squad
8/30	ILB	Josh Ross	Signed to the practice squad
8/30	WR	Sean Ryan	Signed to the practice squad
8/30	WR	Laquon Treadwell	Signed to the practice squad (veteran)
8/30	TE	Travis Vokolek	Signed to the practice squad
8/30	CB	Daryl Worley	Signed to the practice squad (veteran)
8/30	RB	Owen Wright	Signed to the practice squad
8/29	WR	Tarik Black	Waived
8/29	DT	Angelo Blackson	Terminated the contract of vested veteran
8/29	OLB	Tyus Bowser	Placed on Reserve/Non-Football Injury (NFI) list
8/29	QB	Anthony Brown	Waived
8/29	G	TyKeem Doss	Waived
8/29	RB	Melvin Gordon III	Terminated the contract of vested veteran
8/29	CB	Tae Hayes	Waived
8/29	QB	Josh Johnson	Terminated the contract of vested veteran
8/29	CB	Kyu Kelly	Waived
8/29	CB	Jeremy Lucien	Waived
8/29	G	Tashawn Manning	Waived
8/29	FB/TE	Ben Mason	Waived
8/29	OLB	Jeremiah Moon	Waived
8/29	LS	Nick Moore	Placed on Reserve/Non-Football Injury (NFI) list
8/29	C	Sam Mustipher	Terminated the contract of vested veteran
8/29	DT	Rayshad Nichols	Waived
8/29	WR	James Proche II	Waived
8/29	ILB	Josh Ross	Waived
8/29	WR	Sean Ryan	Waived
8/29	CB	Kevon Seymour	Terminated the contract of vested veteran
8/29	T	David Sharpe	Terminated the contract of vested veteran
8/29	OL	Jaylon Thomas	Waived
8/29	WR	Laquon Treadwell	Terminated the contract of vested veteran
8/29	DE	Brent Urban	Terminated the contract of vested veteran
8/29	TE	Travis Vokolek	Waived
8/29	G	Andrew Vorhees	Placed on Reserve/Non-Football Injury (NFI) list
8/29	LB	Kristian Welch	Waived
8/29	CB	Daryl Worley	Terminated the contract of vested veteran
8/29	RB	Owen Wright	Waived
8/28	DT	Trey Botts III	Waived
8/28	DT	Kaieem Caesar	Waived
8/28	WR	Dontay Demus Jr.	Waived
8/28	G	Jake Guidone	Waived
8/28	DB	DeAndre Houston-Carson	Terminated the contract of vested veteran
8/28	CB	Corey Mayfield Jr.	Waived
8/28	OLB	Kelle Sanders	Waived
8/25	WR	Shemar Bridges	Waived (injury settlement)
8/18	S	Jaquan Amos	Waived (injury settlement)
8/18	OLB	Jadeveon Clowney	Signed
8/18	CB	Jordan Swann	Waived (injured) and later signed an injury settlement
8/17	CB	Ronald Darby	Signed
8/14	DB	DeAndre Houston-Carson	Signed
8/14	RB	J.K. Dobbins	Passed physical and removed from Physically Unable to Perform (PUP)
8/14	CB	Tae Hayes	Acquired off waivers (Det.)
8/10	WR	Makai Polk	Waived
8/9	WR	Rashod Bateman	Passed physical and removed from Physically Unable to Perform (PUP)
8/9	DT	Broderick Washington	Signed a three-year contract extension
8/7	FB	Patrick Ricard	Passed physical and removed from Physically Unable to Perform (PUP)
8/3	CB	Trayvon Mullen	Placed on Reserve/Non-Football Injury (NFI) list
7/31	CB	Damarion Williams	Passed physical and removed from Physically Unable to Perform (PUP)
7/29	CB	Trayvon Mullen	Placed on Non-Football Injury (NFI) list
7/28	CB	Trayvon Mullen	Signed
7/28	CB	Trayvon Mullen	Terminated the contract of vested veteran (failure to disclose physical condition)
7/26	T	Brandon Kipper	Waived
7/26	CB	Arthur Maulet	Signed
7/26	CB	Trayvon Mullen	Placed on Non-Football Injury (NFI) list
7/25	RB	Melvin Gordon III	Signed
7/25	WR	Andy Isabella	Terminated the contract of vested veteran
7/25	LS	Nick Moore	Placed on Non-Football Injury (NFI) list
7/25	WR	Tyler Ott	Signed
7/25	WR	Makai Polk	Acquired off waivers (NYG)
7/25	WR	Mike Thomas	Terminated the contract of vested veteran (injury settlement)
7/24	WR	Rashod Bateman	Placed on Physically Unable to Perform (PUP) list
7/24	DT	Rayshad Nichols	Passed physical and removed from Physically Unable to Perform (PUP)
7/21	OLB	Tyus Bowser	Placed on Non-Football Injury (NFI) list
7/21	RB	J.K. Dobbins	Placed on Physically Unable to Perform (PUP) list

2023 TRANSACTIONS

7/21	DT	Rayshad Nichols	Placed on Physically Unable to Perform (PUP) list
7/21	FB	Patrick Ricard	Placed on Physically Unable to Perform (PUP) list
7/21	WR	Mike Thomas	Placed on Physically Unable to Perform (PUP) list
7/21	CB	Damarion Williams	Placed on Physically Unable to Perform (PUP) list
7/19	G	Andrew Vorhees	Placed on Non-Football Injury (NFI) list
6/13	TE	Brian Walker	Released
6/6	QB	Nolan Henderson	Released
6/6	WR	Laquon Treadwell	Signed
5/31	CB	Jordan Swann	Signed
5/24	DT	Angelo Blackson	Signed
5/22	QB	Josh Johnson	Signed
5/22	OLB	Daelin Hayes	Released
5/15	C	Sam Mustipher	Signed
5/12	CB	BoPete Keyes	Released
5/8	S	Jaquan Amos	Signed
5/6	OLB	Tavius Robinson	Signed
5/6	ILB	Trenton Simpson	Signed
5/4	T	Malaesala Aumavae-Laulu	Signed
5/4	DT	Trey Botts III	Signed
5/4	DT	Kaieem Caesar	Signed
5/4	WR	Dontay Demus Jr.	Signed
5/4	G	TyKeem Doss	Signed
5/4	G	Jake Guidone	Signed
5/4	OLB	Malik Hamm	Signed
5/4	QB	Nolan Henderson	Signed
5/4	QB	Lamar Jackson	Signed to a five-year contract extension
5/4	CB	Kyu Kelly	Signed
5/4	T	Brandon Kipper	Signed
5/4	CB	Jeremy Lucien	Signed
5/4	G	Tashawn Manning	Signed
5/4	CB	Corey Mayfield Jr.	Signed
5/4	RB	Keaton Mitchell	Signed
5/4	WR	Sean Ryan	Signed

5/4	OLB	Kelle Sanders	Signed
5/4	TE	Travis Vokolek	Signed
5/4	G	Andrew Vorhees	Signed
5/4	TE	Brian Walker	Signed
5/4	RB	Owen Wright	Signed
5/3	CB	Rock Ya-Sin	Signed
4/24	QB	Tyler Huntley	Re-signed restricted free agent
4/24	CB	Kevon Seymour	Re-signed unrestricted free agent
4/19	WR	Tarik Black	Re-signed
4/13	WR	Odell Beckham Jr.	Signed
4/6	LB	Kristian Welch	Re-signed
3/29	WR	Nelson Agholor	Signed unrestricted free agent
3/21	LB	Del'Shawn Phillips	Re-signed
3/17	RB	Justice Hill	Re-signed unrestricted free agent
3/17	S	Geno Stone	Re-signed
3/16	LS	Nick Moore	Re-signed
3/15	CB	Trayvon Mullen	Signed unrestricted free agent
3/15	S	Chuck Clark	Traded to the New York Jets for an undisclosed draft pick
3/13	DE	Calais Campbell	Terminated the contract of vested veteran
2/15	DE	Brent Urban	Re-signed
2/15	CB	Daryl Worley	Re-signed
2/1	T	David Sharpe	Signed to Reserve/Future contract
1/19	WR	Andy Isabella	Signed to Reserve/Future contract
1/17	FB	Ben Mason	Signed to Reserve/Future contract
1/16	WR	Shemar Bridges	Signed to Reserve/Future contract
1/16	CB	BoPete Keyes	Signed to Reserve/Future contract
1/16	OLB	Jeremiah Moon	Signed to Reserve/Future contract
1/16	DT	Rayshad Nichols	Signed to Reserve/Future contract
1/16	G	John Simpson	Signed to Reserve/Future contract
1/16	WR	Mike Thomas	Signed to Reserve/Future contract



RAVENS STATISTICS

- CUMULATIVE SEASON STATS
- TEAM GAME-BY-GAME STATISTICS
- LONGEST PLAYS FROM SCRIMMAGE
 - TEAM SUPERLATIVES
 - INDIVIDUAL SUPERLATIVES
 - TURNOVER TABLE
- INSIDE-THE-20 SCORING
 - FIRST DOWNS
- COMPLETIONS BY DISTANCE
 - THE LAST TIME...
- TEAM RECORD WHEN...
- PENALTY CHALLENGES
 - GAME RECAPS

2023 STATISTICS

WON 8, LOST 3					HEAD COACH: JOHN HARBAUGH				
09/10	W	25-9	Houston	70,136					
09/17	W	27-24	at Cincinnati	66,015					
09/24	L	19-22 (OT)	Indianapolis	70,038					
10/01	W	28-3	at Cleveland	67,919					
10/08	L	10-17	at Pittsburgh	67,272					
10/15	W	24-16	at Tennessee (London)	61,011					
10/22	W	38-6	Detroit	70,989					
10/29	W	31-24	at Arizona	63,064					
11/05	W	37-3	Seattle	70,753					
11/12	L	31-33	Cleveland	70,424					
11/16	W	34-20	Cincinnati	70,997					

TEAM STATISTICS			BAL	OPP.
FIRST DOWNS			231	193
Rushing			98	61
Passing			107	106
Penalty			26	26
Third Down-Made/Att			62/139	57/162
Third Down Efficiency			44.6%	35.2%
Fourth Down-Made/Att			3/7	7/19
Fourth Down Efficiency			42.9%	36.8%
TOTAL NET YARDS			4,032	3,008
Avg. Per Game			366.5	273.5
Total Plays			692	713
Avg. Per Play			5.8	4.2
NET YARDS RUSHING			1,706	1,141
Avg. Per Game			155.1	103.7
Total Rushes			355	267
Avg. Per Rush			4.8	4.3
NET YARDS PASSING			2,326	1,867
Avg. Per Game			211.5	169.7
Sacked/Yards Lost			27/153	44/350
Gross Yards			2,479	2,217
Attempts/Completions			310/215	402/241
Pct. of Completion			69.4%	60.0%
Had Intercepted			5	10
PUNTS/AVERAGE			44/48.6	55/46.0
Net Punting Average			39.5	40.0
PUNT RETURN/AVG.			21/13.0	21/13.4
KICKOFF RETURN/AVG.			8/19.1	9/22.1
INTERCEPTION RETURN/AVG.			10/17.1	5/10.8
PENALTIES/YARDS			68/642	71/555
FUMBLES/BALL LOST			18/9	11/5
TOUCHDOWNS			35	15
Rushing			21	4
Passing			13	9
Returns			1	2
EXTRA POINTS/ATTEMPTS			33/34	9/10
TWO POINT CONVERSION/ATT.			1/1	2/5
FIELD GOALS/ATTEMPTS			19/23	24/25
AVG. TIME OF POSSESSION			31:18	28:42

* SCORE BY PERIODS	Q1	Q2	Q3	Q4	OT	PTS
TEAM	86	87	69	62	0	304
OPPONENTS	19	45	31	79	3	177

SCORING	TD	RU	PA	RT	K-PAT	FG	2PT	S	PTS
J. Tucker	0	0	0	0	33/34	19/23	0	0	90
G. Edwards	10	10	0	0	0/0	0/0	1	0	62
M. Andrews	6	0	6	0	0/0	0/0	0	0	36
L. Jackson	5	5	0	0	0/0	0/0	0	0	30
N. Agholor	3	0	3	0	0/0	0/0	0	0	18
J. Hill	3	3	0	0	0/0	0/0	0	0	18
O. Beckham Jr.	2	0	2	0	0/0	0/0	0	0	12
K. Mitchell	2	2	0	0	0/0	0/0	0	0	12
R. Bateman	1	0	1	0	0/0	0/0	0	0	6
J. Dobbins	1	1	0	0	0/0	0/0	0	0	6
Z. Flowers	1	0	1	0	0/0	0/0	0	0	6
K. Hamilton	1	0	0	1	0/0	0/0	0	0	6
TEAM	35	21	13	1	33/34	19/23	1	0	304
OPPONENTS	15	4	9	2	9/10	24/25	2	1	177

* RUSHING	NO.	YDS	AVG	LONG	TD
G. Edwards	133	564	4.2	42	10
L. Jackson	101	535	5.3	26	5
J. Hill	61	259	4.2	27	3
K. Mitchell	20	205	10.3	60	2
M. Gordon III	13	53	4.1	22	0
J. Dobbins	8	22	2.8	4t	1
Z. Flowers	7	19	2.7	7	0
R. Bateman	1	18	18.0	18	0
T. Huntley	6	16	2.7	8	0
D. Duvernay	3	15	5.0	8	0
M. Andrews	1	0	0.0	0	0
K. Drake	1	0	0.0	0	0
TEAM	355	1,706	4.8	60	21
OPPONENTS	267	1,141	4.3	63	4

* RECEIVING	TAR	NO.	YDS	AVG	LONG	TD
Z. Flowers	72	53	588	11.1	52	1
M. Andrews	61	45	544	12.1	38	6
O. Beckham Jr.	42	24	374	15.6	51	2
R. Bateman	31	20	215	10.8	29	1
N. Agholor	26	19	261	13.7	37t	3
J. Hill	17	16	73	4.6	24	0
G. Edwards	10	9	119	13.2	80	0
I. Likely	12	9	89	9.9	20	0
D. Duvernay	9	4	18	4.5	10	0
K. Mitchell	5	4	45	11.3	32	0
P. Ricard	5	4	48	12.0	28	0
M. Gordon III	3	3	46	15.3	23	0
J. Dobbins	3	2	15	7.5	10	0
K. Drake	3	2	31	15.5	24	0
C. Kolar	2	1	13	13.0	13	0
TEAM	301	215	2,479	11.5	80	13
OPPONENTS	382	241	2,217	9.2	50	9

* INTERCEPTIONS	NO.	YDS	AVG	LONG	TD
G. Stone	6	97	16.2	36	0
B. Stephens	2	56	28.0	52	0
K. Hamilton	2	18	9.0	18t	1
TEAM	10	171	17.1	52	1
OPPONENTS	5	54	10.8	34t	1

* OFFENSIVE FUMBLES	FUM	LST	REC	TD
L. Jackson	10	6	4	0
O. Beckham Jr.	1	1	0	0
J. Hill	1	1	0	0
K. Drake	1	1	0	0
G. Edwards	1	0	1	0
N. Agholor	1	0	0	0
S. Mustipher	1	0	0	0
K. Zeitle	0	0	1	0
K. Seymour	1	0	0	0
M. Andrews	1	0	1	0
TEAM	18	9	7	0
OPPONENTS	11	5	1	0

* PUNTING	NO.	YDS	AVG	NET	TB	IN	LG	B
J. Stout	44	2,139	48.6	39.5	4	19	67	1
TEAM	44	2,139	48.6	39.5	4	19	67	1
OPPONENTS	55	2,531	46.0	40.0	3	14	67	0

* PUNT RETURNS	RET	FC	YDS	AVG	LONG	TD
D. Duvernay	21	18	273	13.0	70	0
TEAM	21	18	273	13.0	70	0
OPPONENTS	21	12	281	13.4	81t	1

* KICKOFF RETURNS	NO.	YDS	AVG	LONG	TD
D. Duvernay	8	153	19.1	28	0
TEAM	8	153	19.1	28	0
OPPONENTS	9	199	22.1	33	0

* FIELD GOALS	1-19	20-29	30-39	40-49	50+
J. Tucker	0/0	6/6	6/6	6/6	1/5
TEAM	0/0	6/6	6/6	6/6	1/5
OPPONENTS	0/0	7/7	7/7	4/4	6/7

J. Tucker: (39G) (59WR, 44G, 40G) (50G, 61SH) (-) (23G) (41G, 28G, 23G, 29G, 20G, 36G) (32G) (53LU, 48G) (37G, 45G, 31G) (37G, 55B) (25G, 47G)
OPP: (35G, 38G, 36G) (27G) (31G, 54G, 53G, 53G, 53G) (53G) (43G, 25G, 42G) (26G, 27G, 38G) (47G) (33G) (36G, 28G, 23G, 40G) (50G, 53WL, 26G)

2-Pt Conv: G. Edwards 1, TM 1-1, OPP 2-5

SACKS: J. Madubuike 9.5, J. Clowney 6.5, K. Van Noy 6.0, O. Oweh 4.0, P. Queen 3.5, K. Hamilton 3.0, A. Maulet 2.0, R. Smith 1.5, B. Washington 1.0, B. Urban 1.0, A. Washington 1.0, M. Pierce 1.0, D. Ojabo 1.0, T. Robinson 1.0, (group) 2.0, **TM** 44.0, **OPP** 26.0

* PASSING	ATT	CMP	YDS	CMP%	YDS/ATT	TD	TD%	INT	INT%	LONG	SACK/LOST	RATING
L. Jackson	302	210	2,441	69.5	8.1	12	4.0	5	1.7	80	27/153	100.1
T. Huntley	8	5	38	62.5	4.8	1	12.5	0	0.0	13	0/0	113.5
TEAM	310	215	2,479	69.4	8.0	13	4.2	5	1.6	80	27.0/153	100.5
OPPONENTS	402	241	2,217	60.0	5.5	9	2.2	10	2.5	50	44.0/350	72.1

2023 DEFENSIVE & SPECIAL TEAMS STATISTICS

2023 REGULAR SEASON BALTIMORE RAVENS DEFENSIVE STATS (THROUGH WEEK 11)

PLAYER	TOTAL	TKL.	ASST	SACKS/YDS.	TFL	QBH	FR	FF	INT./YDS.	PD
Roquan Smith	118	65	53	1.5/12.0	3	3	0	0	0/0	5
Patrick Queen	95	62	33	3.5/35.0	7	5	0	0	0/0	3
Kyle Hamilton	56	46	10	3.0/36.0	6	4	0	1	2/18	8
Brandon Stephens	48	36	12	0.0/0.0	0	0	0	0	2/56	8
Geno Stone	41	27	14	0.0/0.0	0	0	0	0	6/97	8
Justin Madubuike	36	27	9	9.5/66.0	10	18	0	1	0/0	0
Jadeveon Clowney	27	17	10	6.5/31.0	7	15	0	0	0/0	3
Michael Pierce	24	14	10	1.0/22.0	1	2	1	1	0/0	2
Travis Jones	23	14	9	0.0/0.0	3	1	0	0	0/0	1
Arthur Maulet	19	15	4	2.0/17.0	4	2	0	0	0/0	3
Marcus Williams	19	12	7	0.0/0.0	0	0	0	0	0/0	4
Malik Harrison	16	10	6	0.0/0.0	0	1	0	0	0/0	0
Odafe Oweh	16	13	3	4.0/27.0	2	10	0	2	0/0	0
Tavius Robinson	16	9	7	1.0/7.0	2	1	0	0	0/0	0
Ronald Darby	15	13	2	0.0/0.0	1	0	0	0	0/0	7
Brent Urban	15	11	4	1.0/6.0	2	3	0	0	0/0	2
Kyle Van Noy	15	9	6	6.0/53.0	5	7	0	1	0/0	2
Marlon Humphrey	14	12	2	0.0/0.0	1	0	0	0	0/0	1
Broderick Washington	12	6	6	1.0/6.0	2	3	1	0	0/0	0
Ar'Darius Washington	11	6	5	1.0/8.0	1	2	0	0	0/0	2
Daryl Worley	7	4	3	0.0/0.0	0	0	0	0	0/0	1
David Ojabo	6	5	1	1.0/5.0	0	1	0	1	0/0	0
Rock Ya-Sin	6	6	0	0.0/0.0	0	0	0	0	0/0	2
Jeremiah Moon	5	2	3	0.0/0.0	0	0	0	0	0/0	0
Jalyn Armour-Davis	3	2	1	0.0/0.0	0	0	0	0	0/0	0
Kevon Seymour	2	2	0	0.0/0.0	0	0	0	0	0/0	0
Trenton Simpson	1	1	0	0.0/0.0	0	0	0	0	0/0	0
(group)	--	--	--	2.0/19.0	--	--	--	--	--/--	--
TOTALS	666	446	220	44.0/350.0	57	78	2	7	10/171	62

ASST=Assist, TFL=Tackle for a Loss, Int.=Interception, FR=Fumble Recovery, FF=Forced Fumble, PD=Pass Defense

2023 RAVENS SPECIAL TEAMS					
PLAYER	TTL.	SOLO	ASST.	FF	FR
Del'Shawn Phillips	5	1	4	0	1
Charlie Kolar	3	2	1	0	0
Devin Duvernay	2	2	0	0	1
Malik Harrison	2	2	0	0	0
Isaiah Likely	2	2	0	0	0
Keaton Mitchell	2	1	1	0	0
Trenton Simpson	2	2	0	0	0
Jordan Stout	2	2	0	0	0
Laquon Treadwell	2	1	1	0	0
Jalyn Armour-Davis	1	0	1	0	0
Ronald Darby	1	1	0	0	0
DeAndre Houston-Carson	1	1	0	0	0
Arthur Maulet	1	1	0	0	0
Jeremiah Moon	1	1	0	1	0
Tyler Ott	1	1	0	0	0
Tavius Robinson	1	1	0	0	0
Kevon Seymour	1	1	0	0	1
Brandon Stephens	1	0	1	0	0
Geno Stone	1	0	1	0	0
Tylan Wallace	1	1	0	0	0
Daryl Worley	1	1	0	0	0
TOTALS	34	24	10	1	3

DEFENSIVE STATS BY RANK											
SACKS			INTERCEPTIONS			TACKLES FOR LOSS			PASSES DEFENSED		
PLAYER	NO.		PLAYER	NO.		PLAYER	NO.		PLAYER	NO.	
Justin Madubuike	9.5		Geno Stone	6		Justin Madubuike	10		Kyle Hamilton	8	
Jadeveon Clowney	6.5		Kyle Hamilton	2		Jadeveon Clowney	7		Brandon Stephens	8	
Kyle Van Noy	6.0		Brandon Stephens	2		Patrick Queen	7		Geno Stone	8	
Odafe Oweh	4.0					Kyle Hamilton	6		Ronald Darby	7	
Patrick Queen	3.5					Kyle Van Noy	5		Roquan Smith	5	
Kyle Hamilton	3.0					Arthur Maulet	4		Marcus Williams	4	
Arthur Maulet	2.0					Travis Jones	3		Jadeveon Clowney	3	
Roquan Smith	1.5					Roquan Smith	3		Arthur Maulet	3	
David Ojabo	1.0					Odafe Oweh	2		Patrick Queen	3	
Michael Pierce	1.0					Tavius Robinson	2		Michael Pierce	2	
Tavius Robinson	1.0					Brent Urban	2		Brent Urban	2	
Brent Urban	1.0					Broderick Washington	2		Kyle Van Noy	2	
Ar'Darius Washington	1.0					Ronald Darby	1		Ar'Darius Washington	2	
Broderick Washington	1.0					Marlon Humphrey	1		Rock Ya-Sin	2	
						Michael Pierce	1		Marlon Humphrey	1	
						Ar'Darius Washington	1		Travis Jones	1	
						Daryl Worley	1				

FORCED FUMBLES				FUMBLE RECOVERIES			
PLAYER	NO.	PLAYER	NO.				
Odafe Oweh	2	Michael Pierce	1				
Kyle Hamilton	1	Broderick Washington	1				
Justin Madubuike	1						
David Ojabo	1						
Michael Pierce	1						
Kyle Van Noy	1						

GAME-BY-GAME OFFENSE

2023 REGULAR SEASON RAVENS GAME-BY-GAME OFFENSE

	09/10	09/17	09/24	10/01	10/08	10/15	10/22	10/29	11/05	11/12	11/16	11/26	12/10	12/17	12/25	12/31	01/07	Totals
	HOU	@ CIN	IND	@ CLE	@ PIT	@ TEN	DET	@ ARI	SEA	CLE	CIN	@ LAC	LAR	@ JAX	@ SF	MIA	PIT	
FIRST DOWNS																		
Total	18	26	20	16	19	20	23	21	29	17	22							231
Rushing	7	11	12	7	7	9	7	9	16	3	10							98
Passing	8	12	7	8	11	9	15	8	11	9	9							107
Penalty	3	3	1	1	1	2	1	4	2	5	3							26
THIRD DOWNS																		
Attempts	15	14	16	12	14	16	8	11	13	8	12							139
Converted	8	9	6	4	5	8	4	4	6	2	6							62
Percentage	53.3%	64.3%	37.5%	33.3%	35.7%	50.0%	50.0%	36.4%	46.2%	25.0%	50.0%							44.6%
FOURTH DOWNS																		
Attempts	0	0	1	1	2	0	1	0	2	0	0							7
Converted	0	0	0	1	0	0	1	0	1	0	0							3
Percentage	0	0	0.0%	100.0%	0.0%	0	100.0%	0	50.0%	0	0							42.9%
TOT. OFFENSE																		
Net Yards	265	415	364	296	335	360	503	268	515	306	405							4,032
Plays	58	70	72	55	67	70	55	60	75	50	60							692
Avg./Play	4.6	5.9	5.1	5.4	5.0	5.1	9.1	4.5	6.9	6.1	6.8							5.8
RUSHING																		
Net Yards	110	178	186	131	125	139	146	130	298	106	157							1,706
Rush. Att.	32	37	37	33	25	39	27	29	41	24	31							355
Avg./Att.	3.4	4.8	5.0	4.0	5.0	3.6	5.4	4.5	7.3	4.4	5.1							4.8
PASSING																		
Net Yards	155	237	178	165	210	221	357	138	217	200	248							2,326
Attempts	22	33	31	19	38	30	28	27	33	23	26							310
Completions	17	24	22	15	22	21	21	18	26	13	16							215
Completion Pct	77.3%	72.7%	71.0%	78.9%	57.9%	70.0%	75.0%	66.7%	78.8%	56.5%	61.5%							69.4%
Avg. Gain Per Pass Play	6.0	7.2	5.1	7.5	5.0	7.1	12.8	4.5	6.4	7.7	8.6							6.9
Intercepted	1	0	0	0	1	1	0	0	0	2	0							5
Gross Yards	169	237	202	186	236	223	357	157	225	223	264							2,479
Sacked	4.0	0.0	4.0	3.0	4.0	1.0	0.0	4.0	1.0	3.0	3.0							27.0
Yards Lost	14	0	24	21	26	2	0	19	8	23	16							153
PENALTIES																		
Number	13	6	1	8	2	9	4	6	3	7	9							68
Yards	106	56	5	92	20	88	45	45	11	64	110							642
FUMBLES																		
Number	2	0	4	2	4	0	1	1	3	0	1							18
Lost	1	0	2	1	2	0	1	0	2	0	0							9
PUNTING																		
Yards	249	117	329	334	154	146	112	242	113	161	182							2,139
Punts	5	2	7	7	5	3	2	5	2	3	4							45
Net Avg.	45.0	8.0	40.1	44.3	29.2	45.0	40.0	46.2	47.5	40.3	34.5							39.5
Gross Avg.	49.8	58.5	47.0	47.7	30.8	48.7	56.0	48.4	56.5	53.7	45.5							47.5
Touchbacks	0	1	0	0	0	0	0	0	0	2	1							4
Punts Blocked	0	0	0	0	1	0	0	0	0	0	0							1
Punt Returns	0	1	4	3	2	3	0	3	2	2	1							21
Punt Return Yards	0	2	45	47	13	91	0	31	27	12	5							273
Punt Return Avg.	0	2.0	11.3	15.7	6.5	30.3	0	10.3	13.5	6.0	5.0							13.0
Inside 20	3	0	2	3	3	2	0	4	0	1	1							19
Fair Catches	1	2	1	2	3	1	2	0	3	0	3							18
SCORING																		
Points	25	27	19	28	10	24	38	31	37	31	34							304
Q1	7	7	7	7	7	6	14	7	0	17	7							86
Q2	0	6	0	14	3	12	14	7	17	0	14							87
Q3	15	7	7	0	0	0	7	7	13	7	6							69
Q4	3	7	5	7	0	6	3	10	7	7	7							62
OT	0	0	0	0	0	0	0	0	0	0	0							0
TD Rushing	3	1	2	2	1	0	2	3	3	2	2							21
TD Passing	0	2	0	2	0	1	3	1	1	1	2							13
TD KO Returns	0	0	0	0	0	0	0	0	0	0	0							0
TD Punt Returns	0	0	0	0	0	0	0	0	0	0	0							0
TD Sp. Teams	0	0	0	0	0	0	0	0	0	0	0							0
TD Def. Returns	0	0	0	0	0	0	0	0	0	1	0							1
Total TDs	3	3	2	4	1	1	5	4	4	4	4							35
PAT Attempts	3	3	2	4	1	1	5	4	4	4	4							35
PAT Made	3	3	2	4	1	0	5	4	4	4	4							34
FG Attempts	1	3	2	0	1	6	1	2	3	2	2							23
FG Made	1	2	1	0	1	6	1	1	3	1	2							19
Safety	0	0	1	0	0	0	0	0	0	0	0							1
2-Pt Attempts	1	0	0	0	0	0	0	0	0	0	0							1
2-Pt Made	1	0	0	0	0	0	0	0	0	0	0							1
Time of Possession	30:55	33:04	32:18	29:50	30:14	35:42	30:22	29:39	40:04	25:45	30:37							348:30
KICKOFFS																		
Kickoff Returns	1	0	1	2	0	2	0	0	0	2	0							8
Kickoff Return Yards	18	0	20	44	0	41	0	0	0	30	0							153
Kickoff Return Avg.	18.0	0	20.0	22.0	0	20.5	0	0	0	15.0	0							19.1

GAME-BY-GAME DEFENSE

2023 REGULAR SEASON RAVENS GAME-BY-GAME DEFENSE

	09/10	09/17	09/24	10/01	10/08	10/15	10/22	10/29	11/05	11/12	11/16	11/26	12/10	12/17	12/25	12/31	01/07	
	@	@		@	@	@	@	@				@		@	@			Totals
	HOU	CIN	IND	CLE	PIT	TEN	DET	ARI	SEA	CLE	CIN	LAC	LAR	JAX	SF	MIA	PIT	
FIRST DOWNS																		
Total	18	19	19	13	17	17	18	22	6	24	20							193
Rushing	1	4	10	5	6	5	4	7	1	12	6							61
Passing	13	13	9	6	11	4	13	12	5	10	10							106
Penalty	4	2	0	2	0	8	1	3	0	2	4							26
THIRD DOWNS																		
Attempts	18	15	22	16	15	9	16	12	12	16	11							162
Converted	7	10	8	4	6	1	5	5	1	8	2							57
Percentage	38.9%	66.7%	36.4%	25.0%	40.0%	11.1%	31.3%	41.7%	8.3%	50.0%	18.2%							35.2%
FOURTH DOWNS																		
Attempts	4	1	1	1	0	0	6	2	1	2	1							19
Converted	1	1	0	1	0	0	2	0	0	1	1							7
Percentage	25.0%	100.0%	0.0%	100.0%	0	0	33.3%	0.0%	0.0%	50.0%	100.0%							36.8%
TOT. OFFENSE																		
Net Yards	268	282	327	166	289	233	337	310	151	373	272							3,008
Plays	72	57	84	65	65	46	72	71	47	75	59							713
Avg./Play	3.7	4.9	3.9	2.6	4.4	5.1	4.7	4.4	3.2	5.0	4.6							4.2
RUSHING																		
Net Yards	72	66	139	93	87	129	84	129	28	178	136							1,141
Rush. Att.	23	15	35	25	30	19	14	32	15	36	23							267
Avg./Att.	3.1	4.4	4.0	3.7	2.9	6.8	6.0	4.0	1.9	4.9	5.9							4.3
PASSING																		
Net Yards	196	216	188	73	202	104	253	181	123	195	136							1,867
Attempts	44	41	44	36	32	21	53	37	28	35	31							402
Completions	28	27	27	19	18	12	33	25	13	20	19							241
Completion Pct	63.6%	65.9%	61.4%	52.8%	56.3%	57.1%	62.3%	67.6%	46.4%	57.1%	61.3%							60.0%
Avg. Gain Per Pass Play	4.0	5.1	3.8	1.8	5.8	3.9	4.4	4.6	3.8	5.0	3.8							4.2
Intercepted	0	1	0	3	0	1	1	2	1	1	0							10
Gross Yards	242	222	227	121	224	150	284	208	157	213	169							2,217
Sacked	5.0	1.0	5.0	4.0	3.0	6.0	5.0	2.0	4.0	4.0	5.0							44.0
Yards Lost	46	6	39	48	22	46	31	27	34	18	33							350
PENALTIES																		
Number	9	5	6	7	3	6	5	6	5	10	9							71
Yards	88	30	31	42	30	45	57	70	29	55	78							555
FUMBLES																		
Number	1	0	1	1	1	1	2	1	1	2	0							11
Lost	1	0	0	0	1	1	0	0	1	1	0							5
PUNTING																		
Yards	176	120	325	373	257	263	184	207	320	89	217							2,531
Punts	4	3	7	8	6	5	4	4	4	2	5							55
Net Avg.	39.0	39.3	40.0	40.8	37.3	34.4	46.0	44.0	41.9	38.5	38.4							40.0
Gross Avg.	44.0	40.0	46.4	46.6	42.8	52.6	46.0	51.8	45.7	44.5	43.4							46.0
Touchbacks	1	0	0	0	1	0	0	0	0	0	1							3
Punts Blocked	0	0	0	0	0	0	0	0	0	0	0							0
Punt Returns	2	1	2	3	1	3	2	1	2	1	3							21
Punt Return Yards	24	81	48	24	8	11	32	11	18	0	24							281
Punt Return Avg.	12.0	81.0	24.0	8.0	8.0	3.7	16.0	11.0	9.0	0.0	8.0							13.4
Inside 20	0	1	3	1	2	2	2	0	3	0	0							14
Fair Catches	3	0	3	2	1	0	0	3	0	0	0							12
SCORING																		
Points	9	24	22	3	17	16	6	24	3	33	20							177
Q1	0	0	0	3	0	3	0	7	0	3	3							19
Q2	6	10	10	0	3	0	0	0	3	6	7							45
Q3	0	7	3	0	0	10	0	0	0	8	3							31
Q4	3	7	6	0	14	3	6	17	0	16	7							79
OT	0	0	3	0	0	0	0	0	0	0	0							3
TD Rushing	0	0	0	0	0	1	1	1	0	1	0							4
TD Passing	0	2	1	0	1	0	0	2	0	1	2							9
TD KO Returns	0	0	0	0	0	0	0	0	0	0	0							0
TD Punt Returns	0	1	0	0	0	0	0	0	0	0	0							1
TD Sp. Teams	0	0	0	0	0	0	0	0	0	0	0							0
TD Def. Returns	0	0	0	0	0	0	0	0	0	1	0							1
Total TDs	0	3	1	0	1	1	1	3	0	3	2							15
PAT Attempts	0	3	1	0	1	1	1	3	0	3	2							15
PAT Made	0	3	1	0	0	1	0	2	0	2	2							11
FG Attempts	3	1	5	1	3	3	0	1	1	4	3							25
FG Made	3	1	5	1	3	3	0	1	1	4	2							24
Safety	0	0	0	0	1	0	0	0	0	0	0							1
2-Pt Attempts	0	0	0	0	1	0	1	2	0	1	0							5
2-Pt Made	0	0	0	0	0	0	0	1	0	1	0							2
Time of Possession	29:05	26:56	36:33	30:10	29:46	24:18	29:38	30:21	19:56	34:15	29:23							320:21
KICKOFFS																		
Kickoff Returns	0	0	0	0	2	0	2	1	3	1	0							9
Kickoff Return Yards	0	0	0	0	43	0	41	22	60	33	0							199
Kickoff Return Avg.	0	0	0	0	21.5	0	20.5	22.0	20.0	33.0	0							22.1

LONGEST PLAYS FROM SCRIMMAGE

RAVENS						OPPONENT					
DATE	OPPONENT	QTR	RAVENS PLAYER	YARDS	SCORE	DATE	OPPONENT	QTR	OPP. PLAYER	YARDS	SCORE
10/22	Detroit	3	Lamar Jackson -> Gus Edwards	80	W, 38-6	10/15	at Tennessee	3	Derrick Henry run	63	W, 16-24
11/05	Seattle	4	Keaton Mitchell run	60	W, 37-3	11/05	Seattle	2	Geno Smith -> DK Metcalf	50	W, 3-37
09/17	at Cincinnati	3	Lamar Jackson -> Zay Flowers	52	W, 27-24	10/15	at Tennessee	4	Malik Willis -> Tyjae Spears	48	W, 16-24
11/16	Cincinnati	4	Lamar Jackson -> Odell Beckham Jr.	51	W, 34-20	10/08	at Pittsburgh	4	Kenny Pickett -> George Pickens	41T	L, 10-17
10/22	Detroit	1	Lamar Jackson -> Zay Flowers	46	W, 38-6	10/01	at Cleveland	4	Pierre Strong Jr. run	40	W, 3-28
10/01	at Cleveland	2	Lamar Jackson -> Zay Flowers	43	W, 28-3	11/05	Seattle	4	Geno Smith -> Jaxon Smith-Njigba	35	W, 3-37
11/05	Seattle	3	Gus Edwards run	42	W, 37-3	09/24	Indianapolis	5	Gardner Minshew II -> Michael Pittman Jr.	34	L, 19-22 (OT)
11/05	Seattle	3	Keaton Mitchell run	40T	W, 37-3	09/17	at Cincinnati	3	Joe Burrow -> Joe Mixon	32	W, 24-27
11/12	Cleveland	3	Lamar Jackson -> Odell Beckham Jr.	40T	L, 33-31	10/29	at Arizona	4	Joshua Dobbs -> Michael Wilson	29	W, 24-31
11/12	Cleveland	1	Keaton Mitchell run	39T	L, 33-31	11/12	Cleveland	2	Jerome Ford run	28	L, 31-33
10/15	at Tennessee	4	Lamar Jackson -> Mark Andrews	38	W, 24-16	11/12	Cleveland	2	Deshaun Watson -> Amari Cooper	28	L, 31-33
11/16	Cincinnati	2	Lamar Jackson -> Nelson Agholor	37T	W, 34-20	09/10	Houston	4	C.J. Stroud -> Nico Collins	26	W, 9-25
10/01	at Cleveland	2	Lamar Jackson -> Mark Andrews	36	W, 28-3	11/12	Cleveland	4	Deshaun Watson -> Amari Cooper	25	L, 31-33
11/12	Cleveland	3	Lamar Jackson -> Mark Andrews	36	L, 33-31	09/24	Indianapolis	1	Zack Moss run	24	L, 19-22 (OT)
11/16	Cincinnati	1	Lamar Jackson -> Zay Flowers	33	W, 34-20	09/24	Indianapolis	3	Zack Moss run	24	L, 19-22 (OT)
10/15	at Tennessee	1	Lamar Jackson -> Odell Beckham Jr.	32	W, 24-16	09/24	Indianapolis	2	Gardner Minshew II -> Alec Pierce	23	L, 19-22 (OT)
11/12	Cleveland	1	Lamar Jackson -> Keaton Mitchell	32	L, 33-31	10/08	at Pittsburgh	3	Kenny Pickett -> George Pickens	23	L, 10-17
10/08	at Pittsburgh	3	Lamar Jackson -> Nelson Agholor	30	L, 17-10	10/08	at Pittsburgh	4	Kenny Pickett -> Jaylen Warren	23	L, 10-17
09/10	Houston	4	Lamar Jackson -> Odell Beckham Jr.	29	W, 25-9	11/12	Cleveland	4	Deshaun Watson -> David Njoku	23	L, 31-33
10/08	at Pittsburgh	2	Lamar Jackson -> Zay Flowers	29	L, 17-10	10/22	Detroit	2	Jared Goff -> Josh Reynolds	22	W, 6-38
10/29	at Arizona	1	Lamar Jackson -> Rashod Bateman	29	W, 31-24	10/29	at Arizona	4	Joshua Dobbs -> Trey McBride	22	W, 24-31
11/16	Cincinnati	2	Lamar Jackson -> Odell Beckham Jr.	29	W, 34-20	10/08	at Pittsburgh	4	Kenny Pickett -> George Pickens	21	L, 10-17
10/22	Detroit	2	Lamar Jackson -> Patrick Ricard	28	W, 38-6	10/08	at Pittsburgh	2	Kenny Pickett -> George Pickens	21	L, 10-17
10/22	Detroit	2	Justice Hill run	27	W, 38-6	10/22	Detroit	3	Jared Goff -> Jahmyr Gibbs	21	W, 6-38
10/08	at Pittsburgh	1	Lamar Jackson run	26	L, 17-10	10/22	Detroit	4	Jahmyr Gibbs run	21T	W, 6-38
11/16	Cincinnati	3	Gus Edwards run	26	W, 34-20	10/22	Detroit	3	Jared Goff -> Josh Reynolds	21	W, 6-38
09/24	Indianapolis	1	Lamar Jackson -> Kenyan Drake	24	L, 22-19 (OT)	10/29	at Arizona	4	Joshua Dobbs -> Trey McBride	21	W, 24-31
10/29	at Arizona	2	Lamar Jackson -> Justice Hill	24	W, 31-24	11/16	Cincinnati	2	Joe Burrow -> Tanner Hudson	21	W, 20-34
10/01	at Cleveland	2	Lamar Jackson -> Melvin Gordon III	23	W, 28-3	09/17	at Cincinnati	4	Joe Burrow -> Tee Higgins	20	W, 24-27
11/05	Seattle	2	Lamar Jackson run	23	W, 37-3	10/15	at Tennessee	2	Ryan Tannehill -> DeAndre Hopkins	20	W, 16-24
10/01	at Cleveland	2	Melvin Gordon III run	22	W, 28-3						
10/22	Detroit	2	Lamar Jackson -> Mark Andrews	22	W, 38-6						
10/22	Detroit	2	Lamar Jackson -> Mark Andrews	22	W, 38-6						
10/22	Detroit	1	Lamar Jackson -> Zay Flowers	22	W, 38-6						
09/10	Houston	1	Lamar Jackson -> Zay Flowers	21	W, 25-9						
10/15	at Tennessee	1	Lamar Jackson -> Nelson Agholor	21	W, 24-16						
11/16	Cincinnati	3	Keaton Mitchell run	21	W, 34-20						
11/16	Cincinnati	2	Lamar Jackson -> Odell Beckham Jr.	21	W, 34-20						
09/10	Houston	3	Lamar Jackson -> Zay Flowers	20	W, 25-9						
09/17	at Cincinnati	4	Lamar Jackson -> Mark Andrews	20	W, 27-24						
09/17	at Cincinnati	3	Gus Edwards run	20	W, 27-24						
09/24	Indianapolis	1	Lamar Jackson -> Isaiah Likely	20	L, 22-19 (OT)						
09/24	Indianapolis	1	Lamar Jackson -> Mark Andrews	20	L, 22-19 (OT)						
10/08	at Pittsburgh	3	Lamar Jackson -> Zay Flowers	20	L, 17-10						
10/15	at Tennessee	2	Lamar Jackson -> Mark Andrews	20	W, 24-16						
10/22	Detroit	2	Gus Edwards run	20	W, 38-6						
10/22	Detroit	1	Lamar Jackson -> Rashod Bateman	20	W, 38-6						
10/22	Detroit	1	Lamar Jackson -> Odell Beckham Jr.	20	W, 38-6						
TOTALS						30 - 850 (28.3), 2 TDS (6 RUNS, 1 TD, 24 PASSES, 1 TD)					
48 - 1,456 (30.3), 4 TDS (12 RUNS, 2 TDS, 36 PASSES, 2 TDS)											



TEAM SUPERLATIVES

HIGH	DATE	OPPONENT	OFFENSIVE CATEGORY	OPPONENT	DATE	LOW
38	10/22	vs. Detroit	Points	at Pittsburgh	10/8	10
17	11/12	vs. Cleveland ...1 more at 17.	Points in a Quarter	vs. Cleveland ...6 more at 0.	11/12	0
28	10/22	vs. Detroit	Points in a Half	at Pittsburgh	10/8	0
5	10/22	vs. Detroit	Total Touchdowns	at Tennessee ...1 more at 1.	10/15	1
75	11/5	vs. Seattle	Total Plays	vs. Cleveland	11/12	50
515	11/5	vs. Seattle	Total Net Yards	vs. Houston	9/10	265
29	11/5	vs. Seattle	Total First Downs	at Cleveland	10/1	16
16	11/5	vs. Seattle	First Downs Rushing	vs. Cleveland	11/12	3
15	10/22	vs. Detroit	First Downs Passing	vs. Indianapolis	9/24	7
5	11/12	vs. Cleveland	First Down Penalties	vs. Detroit ...3 more at 1.	10/22	1
64%	9/17	at Cincinnati	Third Down Efficiency	vs. Cleveland	11/12	25%
9.1	10/22	vs. Detroit	Average Yards Per Play	at Arizona	10/29	4.5
298	11/5	vs. Seattle	Total Net Yards Rushing	vs. Cleveland	11/12	106
41	11/5	vs. Seattle	Rushing Attempts	vs. Cleveland	11/12	24
7.3	11/5	vs. Seattle	Rushing Average Yards	vs. Houston	9/10	3.4
3	11/5	vs. Seattle ...2 more at 3.	Rushing Touchdowns	at Tennessee	10/15	0
357	10/22	vs. Detroit	Total Net Yards Passing	at Arizona	10/29	138
38	10/8	at Pittsburgh	Passing Attempts	at Cleveland	10/1	19
26	11/5	vs. Seattle	Passing Completions	vs. Cleveland	11/12	13
3	10/22	vs. Detroit	Passing Touchdowns	at Pittsburgh ...2 more at 0.	10/8	0
12.8	10/22	vs. Detroit	Passing Yards Average	at Arizona	10/29	4.5
2	11/12	vs. Cleveland	Passes Thrown for Interception	vs. Cincinnati ...6 more at 0.	11/16	0
4	10/29	at Arizona ...3 more at 4.	Times Sacked	vs. Detroit ...1 more at 0.	10/22	0
26	10/8	at Pittsburgh	Sack Yards Lost	vs. Detroit ...1 more at 0.	10/22	0
7	10/1	at Cleveland ...1 more at 7.	Total Punts	vs. Seattle ...2 more at 2.	11/5	2
334	10/1	at Cleveland	Total Punt Yards	vs. Detroit	10/22	112
58.5	9/17	at Cincinnati	Punt Gross Average Yards	at Pittsburgh	10/8	30.8
47.5	11/5	vs. Seattle	Punt Net Average Yards	at Cincinnati	9/17	8
4	9/24	vs. Indianapolis	Punt Returns	vs. Detroit ...1 more at 0.	10/22	0
91	10/15	at Tennessee	Punt Return Yards	vs. Detroit ...1 more at 0.	10/22	0
30.3	10/15	at Tennessee	Punt Return Yards Average	vs. Detroit ...1 more at 0.0.	10/22	0.0
2	11/12	vs. Cleveland ...2 more at 2.	Kickoff Returns	vs. Cincinnati ...5 more at 0.	11/16	0
44	10/1	at Cleveland	Kickoff Return Yards	vs. Cincinnati ...5 more at 0.	11/16	0
13	9/10	vs. Houston	Total Penalties	vs. Indianapolis	9/24	1
110	11/16	vs. Cincinnati	Penalty Yards	vs. Indianapolis	9/24	5
4	10/8	at Pittsburgh ...1 more at 4.	Total Fumbles	vs. Cleveland ...2 more at 0.	11/12	0
2	11/5	vs. Seattle ...2 more at 2.	Fumbles Lost	vs. Cincinnati ...4 more at 0.	11/16	0
40:04	11/5	vs. Seattle	Time of Possession	vs. Cleveland	11/12	25:45
3	10/8	at Pittsburgh	Turnovers	vs. Cincinnati ...2 more at 0.	11/16	0
70,997	11/16	vs. Cincinnati	Attendance	at Tennessee	10/15	61,011

TEAM SUPERLATIVES

HIGH	DATE	OPPONENT	DEFENSIVE CATEGORY	OPPONENT	DATE	LOW
33	11/12	vs. Cleveland	Points	vs. Seattle	11/5	3
17	10/29	at Arizona	Points in a Quarter	...1 more at 3.	11/5	0
24	11/12	vs. Cleveland	Points in a Half	...8 more at 0.	11/5	0
3	11/12	vs. Cleveland	Total Touchdowns	...2 more at 0.	11/5	0
84	9/24	vs. Indianapolis	Total Plays	vs. Seattle	10/15	46
373	11/12	vs. Cleveland	Total Net Yards	at Tennessee	11/5	151
24	11/12	vs. Cleveland	Total First Downs	vs. Seattle	11/5	6
12	11/12	vs. Cleveland	First Downs Rushing	vs. Seattle	11/5	1
13	10/22	vs. Detroit	First Downs Passing	...1 more at 1.	10/15	4
8	10/15	...2 more at 13. at Tennessee	First Down Penalties	at Tennessee	10/15	4
67%	9/17	at Cincinnati	Third Down Efficiency	vs. Seattle	11/5	8%
5.1	10/15	at Tennessee	Average Yards Per Play	...2 more at 0.	11/5	0
178	11/12	vs. Cleveland	Total Net Yards Rushing	at Cleveland	10/1	2.6
36	11/12	vs. Cleveland	Rushing Attempts	vs. Seattle	11/5	28
6.8	10/15	at Tennessee	Rushing Average Yards	vs. Detroit	10/22	14
1	11/12	vs. Cleveland	Rushing Touchdowns	vs. Seattle	11/5	1.9
253	10/22	vs. Detroit	Total Net Yards Passing	vs. Cincinnati	11/16	0
53	10/22	vs. Detroit	Passing Attempts	...6 more at 0.	10/1	73
33	10/22	vs. Detroit	Passing Completions	at Cleveland	10/15	21
2	11/16	vs. Cincinnati	Passing Touchdowns	at Tennessee	10/15	12
5.8	10/8	at Pittsburgh	Passing Yards Average	vs. Seattle	11/5	0
3	10/1	at Cleveland	Passes Thrown for Interception	...4 more at 0.	10/1	1.8
6	10/15	at Tennessee	QB Sacks	vs. Cincinnati	11/16	0
48	10/1	at Cleveland	Sack Yards Lost	at Cleveland	9/17	1
8	10/1	at Cleveland	Total Yards	at Cincinnati	9/17	6
373	10/1	at Cleveland	Total Punt Yards	vs. Cleveland	11/12	2
52.6	10/15	at Tennessee	Punt Gross Average Yards	vs. Cleveland	11/12	89
46	10/22	vs. Detroit	Punt Net Average Yards	at Cincinnati	9/17	40
3	11/16	vs. Cincinnati	Punt Returns	at Tennessee	10/15	34.4
81	9/17	at Cincinnati	Punt Return Yards	vs. Cleveland	11/12	1
81.0	9/17	at Cincinnati	Punt Return Yards Average	...3 more at 1.	11/12	0
3	11/5	vs. Seattle	Kickoff Returns	vs. Cleveland	11/12	0.0
60	11/5	vs. Seattle	Kickoff Return Yards	vs. Cincinnati	11/16	0
10	11/12	vs. Cleveland	Total Penalties	...5 more at 0.	11/16	0
88	9/10	vs. Houston	Penalty Yards	at Pittsburgh	10/8	3
2	11/12	vs. Cleveland	Total Fumbles	vs. Seattle	11/5	29
1	11/12	vs. Cleveland	Fumbles Lost	vs. Cincinnati	11/16	0
36:33	9/24	vs. Indianapolis	Time of Possession	...1 more at 0.	11/16	0
3	10/1	at Cleveland	Turnovers	vs. Cincinnati	11/16	0
70,997	11/16	vs. Cincinnati	Attendance	...1 more at 0. at Tennessee	10/15	61,011



INDIVIDUAL SUPERLATIVES

CATEGORY	2023 RAVENS INDIVIDUAL BEST	GAME	DATE	OPPONENT INDIVIDUAL BEST	GAME	DATE
Touchdowns	3 Gus Edwards	at ARI	10/29	2 Tee Higgins	at CIN	09/17
Passes Attempted	38 Lamar Jackson	at PIT	10/08	53 Jared Goff	vs. DET	10/22
Passes Completed	24 Lamar Jackson	at CIN	09/17	33 Jared Goff	vs. DET	10/22
Completion Percentage	80.7 Lamar Jackson	vs. SEA	11/05	67.5 Joshua Dobbs	at ARI	10/29
Passing Yards	357 Lamar Jackson	vs. DET	10/22	284 Jared Goff	vs. DET	10/22
Yards Per Attempt	13.2 Lamar Jackson	vs. DET	10/22	14.8 Malik Willis	at TEN	10/15
Touchdown Passes	3 Lamar Jackson	vs. DET	10/22	2 Joshua Dobbs	at ARI	10/29
				...1 more.		
Receptions	9 Mark Andrews	vs. SEA	11/05	13 Amon-Ra St. Brown	vs. DET	10/22
	...1 more.					
Receiving Yards	116 Odell Beckham Jr.	vs. CIN	11/16	130 George Pickens	at PIT	10/08
Touchdown Receptions	2 Mark Andrews	vs. DET	10/22	2 Tee Higgins	at CIN	09/17
	...1 more.					
Rushing Yards	138 Keaton Mitchell	vs. SEA	11/05	122 Zack Moss	vs. IND	09/24
Rushing Attempts	19 Gus Edwards	at ARI	10/29	30 Zack Moss	vs. IND	09/24
Rushing Average	15.3 Keaton Mitchell	vs. SEA	11/05	8.1 Derrick Henry	at TEN	10/15
Rushing Touchdowns	3 Gus Edwards	at ARI	10/29	1 Kareem Hunt	vs. CLE	11/12
				...3 more.		
Yards From Scrimmage	144 Gus Edwards	vs. DET	10/22	146 George Pickens	at PIT	10/08
Combined Net Yards	144 Gus Edwards	vs. DET	10/22	146 George Pickens	at PIT	10/08
Interceptions Made	1 Kyle Hamilton	vs. CLE	11/12	1 Mike Ford Jr.	vs. CLE	11/12
	...9 more.			...4 more.		
Interceptions Thrown	2 Lamar Jackson	vs. CLE	11/12	3 Dorian Thompson-Robinson	at CLE	10/01
INT Return Yards	52 Brandon Stephens	at CLE	10/01	34 Greg Newsome II	vs. CLE	11/12
Tackles	21 Roquan Smith	vs. CLE	11/12	15 Azeez Al-Shaair	at TEN	10/15
				...1 more.		
Sacks	3.0 Kyle Hamilton	vs. IND	09/24	2.0 T.J. Watt	at PIT	10/08
Punts	7 Jordan Stout	at CLE	10/01	8 Corey Bojorquez	at CLE	10/01
	...1 more.					
Punts Inside the 20	4 Jordan Stout	at ARI	10/29	3 Michael Dickson	vs. SEA	11/05
				...1 more.		
Punting Average	58.5 Jordan Stout	at CIN	09/17	52.6 Ryan Stonehouse	at TEN	10/15
Punt Returns	4 Devin Duvernay	vs. IND	09/24	3 Charlie Jones	vs. CIN	11/16
				...2 more.		
Punt Return Yards	91 Devin Duvernay	at TEN	10/15	81 Charlie Jones	at CIN	09/17
Kickoff Returns	2 Devin Duvernay	vs. CLE	11/12	3 Dee Eskridge	vs. SEA	11/05
	...2 more.					
Kickoff Return Yards	44 Devin Duvernay	at CLE	10/01	60 Dee Eskridge	vs. SEA	11/05
Field Goals Attempted	6 Justin Tucker	at TEN	10/15	5 Matt Gay	vs. IND	09/24
Field Goals Made	6 Justin Tucker	at TEN	10/15	5 Matt Gay	vs. IND	09/24

CATEGORY	2023 RAVENS LONGEST PLAYS	GAME	DATE	OPPONENT INDIVIDUAL	GAME	DATE
Run From Scrimmage	60 Keaton Mitchell	vs. SEA	11/05	63 Derrick Henry	at TEN	10/15
Touchdown Run	40 Keaton Mitchell	vs. SEA	11/05	21 Jahmyr Gibbs	vs. DET	10/22
Passing Long	80 Lamar Jackson	vs. DET	10/22	50 Geno Smith	vs. SEA	11/05
Touchdown Pass Long	40 Lamar Jackson	vs. CLE	11/12	41 Kenny Pickett	at PIT	10/08
Longest Reception	80 Gus Edwards	vs. DET	10/22	50 DK Metcalf	vs. SEA	11/05
Touchdown Reception	40 Odell Beckham Jr.	vs. CLE	11/12	41 George Pickens	at PIT	10/08
Interception Return	52 Brandon Stephens	at CLE	10/01	34 Greg Newsome II	vs. CLE	11/12
Longest INT Return for TD	18 Kyle Hamilton	vs. CLE	11/12	34 Greg Newsome II	vs. CLE	11/12
Longest Opponent's Fumble Return	20 Kevon Seymour	at PIT	10/08	18 T.J. Watt	at PIT	10/08
Punt Return	70 Devin Duvernay	at TEN	10/15	81 Charlie Jones	at CIN	09/17
Kickoff Return	28 Devin Duvernay	at CLE	10/01	33 Pierre Strong Jr.	vs. CLE	11/12
Punt	67 Jordan Stout	vs. HOU	09/10	67 Corey Bojorquez	at CLE	10/01
Field Goal	50 Justin Tucker	vs. IND	09/24	54 Matt Gay	vs. IND	09/24
Field Goal Attempt	61 Justin Tucker	vs. IND	09/24	54 Matt Gay	vs. IND	09/24

TURNOVER TABLE

DATE	OPPONENT	FORCED TURNOVERS			TURNOVERS CONVERTED					OUTCOME	
		FUM	INTS	TOTAL	TD	FG	PTS.	PTS. PCT.	TD PCT.	NET DIFF.	RESULT
09/10	Baltimore	1	0	1	0	1	3	100.0	0.0	-1	W
	Houston	1	1	2	0	1	3	50.0	0.0	+1	L
09/17	Baltimore	0	1	1	1	0	7	100.0	100.0	+1	W
	at Cincinnati	0	0	0	0	0	0	0.0	0.0	-1	L
09/24	Baltimore	0	0	0	0	0	0	0.0	0.0	-2	L
	Indianapolis	2	0	2	0	1	3	50.0	0.0	+2	W
10/01	Baltimore	0	3	3	2	0	14	66.7	100.0	+2	W
	at Cleveland	1	0	1	0	0	0	0.0	0.0	-2	L
10/08	Baltimore	1	0	1	0	0	0	0.0	0.0	-2	L
	at Pittsburgh	2	1	3	1	2	12	100.0	33.3	+2	W
10/15	Baltimore	1	1	2	0	2	6	100.0	0.0	+1	W
	at Tennessee	0	1	1	1	0	7	100.0	100.0	-1	L
10/22	Baltimore	0	1	1	0	0	0	0.0	0.0	0	W
	Detroit	1	0	1	0	0	0	0.0	0.0	0	L
10/29	Baltimore	0	2	2	2	0	14	100.0	100.0	+2	W
	at Arizona	0	0	0	0	0	0	0.0	0.0	-2	L
11/05	Baltimore	1	1	2	0	1	3	50.0	0.0	0	W
	Seattle	2	0	2	0	0	0	0.0	0.0	0	L
11/12	Baltimore	1	1	2	2	0	14	100.0	100.0	0	L
	Cleveland	0	2	2	1	0	6	50.0	100.0	0	W
11/16	Baltimore	0	0	0	0	0	0	0.0	0.0	0	W
	Cincinnati	0	0	0	0	0	0	0.0	0.0	0	L
12/31		--	--	--	--	--	--	--	--	--	--
12/10		--	--	--	--	--	--	--	--	--	--
12/17		--	--	--	--	--	--	--	--	--	--
12/25		--	--	--	--	--	--	--	--	--	--
TBD		--	--	--	--	--	--	--	--	--	--
RAVENS		5	10	15	7	4	61	73.3	63.6	+1	8-3
OPPONENTS		9	5	14	3	4	31	50.0	42.9	-1	3-8



RAVENS																		
Date	Opponent	Pos	TD	PAT	2-Pt.	Miss PAT	FG	FGA	Blk/ MFG	INT	Fum	Dwns	Half	Game	Pts	TD%	Score Pct.	Pts/Poss
09/10	Houston	5	3	2	1	0	1	1	0	1	0	0	0	0	25	60.0	80.0	5.0
09/17	at Cincinnati	4	3	3	0	0	1	1	0	0	0	0	0	0	24	75.0	100.0	6.0
09/24	Indianapolis	2	2	2	0	0	0	0	0	0	0	0	0	0	14	100.0	100.0	7.0
10/01	at Cleveland	4	4	4	0	0	0	0	0	0	0	0	0	0	28	100.0	100.0	7.0
10/08	at Pittsburgh	3	1	1	0	0	1	1	0	1	0	0	0	0	10	33.3	66.7	3.3
10/15	at Tennessee	6	1	0	0	1	5	5	0	0	0	0	0	0	21	16.7	100.0	3.5
10/22	Detroit	6	5	5	0	0	1	1	0	0	0	0	0	0	38	83.3	100.0	6.3
10/29	at Arizona	4	4	4	0	0	0	0	0	0	0	0	0	0	28	100.0	100.0	7.0
11/05	Seattle	6	3	3	0	0	2	2	0	0	0	1	0	0	27	50.0	83.3	4.5
11/12	Cleveland	2	1	1	0	0	1	1	0	0	0	0	0	0	10	50.0	100.0	5.0
11/16	Cincinnati	4	3	3	0	0	1	1	0	0	0	0	0	0	24	75.0	100.0	6.0
11/26	at L.A. Chargers	--	--	--	--	--	--	--	--	--	--	--	--	--	--	--	--	--
12/10	L.A. Rams	--	--	--	--	--	--	--	--	--	--	--	--	--	--	--	--	--
12/17	at Jacksonville	--	--	--	--	--	--	--	--	--	--	--	--	--	--	--	--	--
12/25	at San Francisco	--	--	--	--	--	--	--	--	--	--	--	--	--	--	--	--	--
12/31	Miami	--	--	--	--	--	--	--	--	--	--	--	--	--	--	--	--	--
01/07	Pittsburgh	--	--	--	--	--	--	--	--	--	--	--	--	--	--	--	--	--
TOTALS		46	30	28	1	1	13	13	0	2	0	1	0	0	249	65.2	93.5	5.4

OPPONENT																		
Date	Opponent	Pos	TD	PAT	2-Pt.	Miss PAT	FG	FGA	Blk/ MFG	INT	Fum	Dwns	Half	Game	Pts	TD%	Score Pct.	Pts/Poss
09/10	Houston	2	0	0	0	0	2	2	0	0	0	0	0	0	6	0.0	100.0	3.0
09/17	at Cincinnati	4	2	2	0	0	1	1	0	1	0	0	0	0	17	50.0	75.0	4.3
09/24	Indianapolis	2	1	1	0	0	1	1	0	0	0	0	0	0	10	50.0	100.0	5.0
10/01	at Cleveland	2	0	0	0	0	1	1	0	1	0	0	0	0	3	0.0	50.0	1.5
10/08	at Pittsburgh	2	0	0	0	0	2	2	0	0	0	0	0	0	6	0.0	100.0	3.0
10/15	at Tennessee	4	1	1	0	0	3	3	0	0	0	0	0	0	16	25.0	100.0	4.0
10/22	Detroit	1	0	0	0	0	0	0	0	0	0	1	0	0	0	0.0	0.0	0.0
10/29	at Arizona	3	3	1	1	0	0	0	0	0	0	0	0	0	21	100.0	100.0	7.0
11/05	Seattle	1	0	0	0	0	1	1	0	0	0	0	0	0	3	0.0	100.0	3.0
11/12	Cleveland	5	2	1	1	0	3	3	0	0	0	0	0	0	24	40.0	100.0	4.8
11/16	Cincinnati	3	2	2	0	0	1	1	0	0	0	0	0	0	17	66.7	100.0	5.7
11/26	at L.A. Chargers	--	--	--	--	--	--	--	--	--	--	--	--	--	--	--	--	--
12/10	L.A. Rams	--	--	--	--	--	--	--	--	--	--	--	--	--	--	--	--	--
12/17	at Jacksonville	--	--	--	--	--	--	--	--	--	--	--	--	--	--	--	--	--
12/25	at San Francisco	--	--	--	--	--	--	--	--	--	--	--	--	--	--	--	--	--
12/31	Miami	--	--	--	--	--	--	--	--	--	--	--	--	--	--	--	--	--
01/07	Pittsburgh	--	--	--	--	--	--	--	--	--	--	--	--	--	--	--	--	--
TOTALS		29	11	8	2	0	15	15	0	2	0	1	0	0	123	37.9	89.7	4.2

FIRST DOWNS GAINED

2023 : REGULAR SEASON

PLAYER	RUSH	REC.	TOTAL	3RD DOWN CONVERSION	4TH DOWN CONVERSION
Gus Edwards	36	2	38	10	0
Lamar Jackson	35	0	35	11	3
Mark Andrews	0	27	27	7	0
Zay Flowers	0	26	26	9	0
Odell Beckham Jr.	0	17	17	8	0
Justice Hill	14	2	16	5	0
Nelson Agholor	0	12	12	5	0
Rashod Bateman	1	9	10	2	0
Keaton Mitchell	8	1	9	1	0
Melvin Gordon III	2	3	5	1	0
Isaiah Likely	0	5	5	2	0
Patrick Ricard	0	2	2	1	0
J.K. Dobbins	1	0	1	0	0
Tyler Huntley	1	0	1	0	0
Charlie Kolar	0	1	1	0	0
Team (by penalty)	--	--	26	--	--
2023 TOTALS	98	107	231	62	3



COMPLETIONS BY DISTANCE

2023 REGULAR SEASON									
DATE	OPPONENT	QUARTERBACK	LOSS	0-9	10-19	20-29	30-39	40-49	50+
9/10	Houston	Jackson	2	8	4	3	--	--	--
9/17	at Cincinnati	Jackson	2	14 (1)	6 (1)	1	--	--	1
9/24	Indianapolis	Jackson	--	15	4	3	--	--	--
10/1	at Cleveland	Jackson	2	6 (1)	4 (1)	1	1	1	--
10/8	at Pittsburgh	Jackson	2	8	9	2	1	--	--
10/15	at Tennessee	Jackson	1	12	4 (1)	2	2	--	--
10/22	Detroit	Jackson	1	7 (1)	5 (2)	6	--	1	1
10/29	at Arizona	Jackson	2	9 (1)	5	2	--	--	--
11/5	Seattle	Jackson	1	11	9	--	--	--	--
		Huntley	--	3 (1)	2	--	--	--	--
11/12	Cleveland	Jackson	--	4	6	--	2	1 (1)	--
11/16	Cincinnati	Jackson	--	7	4 (1)	2	2 (1)	--	1
11/26	at L.A. Chargers	--	--	--	--	--	--	--	--
12/10	L.A. Rams	--	--	--	--	--	--	--	--
12/17	at Jacksonville	--	--	--	--	--	--	--	--
12/25	at San Francisco	--	--	--	--	--	--	--	--
12/31	Miami	--	--	--	--	--	--	--	--
1/7	Pittsburgh	--	--	--	--	--	--	--	--
PLAYER TOTALS		Jackson	13	101 (4)	60 (6)	22	8 (1)	3 (1)	3
		Huntley	--	3 (1)	2	--	--	--	--
TEAM TOTALS			13	104 (5)	62 (6)	22	8 (1)	3 (1)	3

THE LAST TIME IT HAPPENED

BY RAVENS

BY OPPONENT

RUSHING

* Never Has Happened *	300 YARDS RUSHING	* Never Has Happened *
204 YDs, Ray Rice @ Cleveland, 12/04/11 (194 games since)	200 YARDS RUSHING	* Never Has Happened *
138 YDs, Keaton Mitchell vs. Seattle, 11/05/23 (3 games since)	100 YARDS RUSHING	107 YDs, Jerome Ford vs. Cleveland, 11/12/23 (2 games since)
138 YDs, Keaton Mitchell vs. Seattle, 11/05/23 (3 games since)	75+ YARD RUSHING	107 YDs, Jerome Ford vs. Cleveland, 11/12/23 (2 games since)
* Never Has Happened *	FIVE TOUCHDOWNS RUSHING	* Never Has Happened *
* Never Has Happened *	FOUR TOUCHDOWNS RUSHING	* Never Has Happened *
3 TDs, Gus Edwards: (1, 7, 1) @ Arizona, 10/29/23 (4 games since)	THREE TOUCHDOWNS RUSHING	3 TDs, Nick Chubb: (14, 2, 88) vs. Cleveland, 09/29/19 (74 games since)
2 TDs, Gus Edwards: (3, 3) vs. Cincinnati, 11/16/23 (1 game since)	TWO TOUCHDOWNS RUSHING	2 TDs, Josh Jacobs: (2, 15) @ Las Vegas, 09/13/21 (45 games since)
Lamar Jackson: (5, 17)/Gus Edwards: (11, 19) @ Cleveland, 12/14/20 (49 games since)	TWO PLAYERS WITH TWO TD RUSHING	* Never Has Happened *
404 YDs, Baltimore 38, Cincinnati 3 @ Cincinnati, 01/03/21 (46 games since)	OVER 400 YARDS RUSHING (TEAM)	* Never Has Happened *
308 YDs, Baltimore 48, Detroit 3 vs. Detroit, 12/13/09 (225 games since)	300-399 YARDS RUSHING (TEAM)	* Never Has Happened *
298 YDs, Baltimore 37, Seattle 3 vs. Seattle, 11/05/23 (3 games since)	200-299 YARDS RUSHING (TEAM)	231 YDs, Chicago 27, Baltimore 24 vs. Chicago, 10/15/17 (104 games since)

BY RAVENS

BY OPPONENT

RECEIVING

108 YDs/104 YDs, Rashod Bateman/Mark Andrews vs. Miami, 09/18/22 (27 games since)	TWO 100-YARD RECEIVERS	190 YDs/171 YDs, Tyreek Hill/Jaylen Waddle vs. Miami, 09/18/22 (27 games since)
258 YDs, Qadry Ismail @ Pittsburgh, 12/12/99 (385 games since)	200 YARDS RECEIVING	201 YDs, Ja'Marr Chase vs. Cincinnati, 10/24/21 (39 games since)
186 YDs, Steve Smith vs. Cincinnati, 09/27/15 (139 games since)	150 YARDS RECEIVING	156 YDs, DeVante Parker @ New England, 09/25/22 (26 games since)
116 YDs, Odell Beckham Jr. vs. Cincinnati, 11/16/23 (1 game since)	100 YARDS RECEIVING	102 YDs, Amon-Ra St. Brown vs. Detroit, 10/22/23 (5 games since)
* Never Has Happened *	FIVE TOUCHDOWN RECEPTIONS	* Never Has Happened *
4 TDs, Marcus Robinson: (13, 50, 25, 9) vs. Seattle, 11/23/03 (323 games since)	FOUR TOUCHDOWN RECEPTIONS	* Never Has Happened *
3 TDs, Torrey Smith: (74, 41, 18) @ St. Louis, 09/25/11 (203 games since)	THREE TOUCHDOWN RECEPTIONS	3 TDs, A.J. Green: (4, 32, 7) @ Cincinnati, 09/13/18 (92 games since)
2 TDs, Mark Andrews: (11, 8) vs. Detroit, 10/22/23 (5 games since)	TWO TOUCHDOWN RECEPTIONS	2 TDs, Tee Higgins: (3, 4) @ Cincinnati, 09/17/23 (10 games since)
Mark Andrews: (5, 4)/Marquise Brown: (43, 5) vs. Indianapolis, 10/11/21 (41 games since)	TWO PLAYERS WITH TWO TD RECEPTIONS	Jaylen Waddle: (6, 7)/Tyreek Hill: (48, 60) vs. Miami, 09/18/22 (27 games since)

BY RAVENS

BY OPPONENT

PASSING

* Never Has Happened *	500 YARDS PASSING	525 YDs, Joe Burrow @ Cincinnati, 12/26/21 (31 games since)
442 YDs, Lamar Jackson vs. Indianapolis, 10/11/21 (41 games since)	400 YARDS PASSING	469 YDs, Tua Tagovailoa vs. Miami, 09/18/22 (27 games since)
357 YDs, Lamar Jackson vs. Detroit, 10/22/23 (5 games since)	300 YARDS PASSING	321 YDs, Trevor Lawrence @ Jacksonville, 11/27/22 (18 games since)

THE LAST TIME IT HAPPENED

* Never Has Happened *	SEVEN TOUCHDOWN PASSES	7 TDs, Peyton Manning: (24, 23, 28, 5, 2, 26, 78) @ Denver, 09/05/13 (173 games since)
* Never Has Happened *	SIX TOUCHDOWN PASSES	6 TDs, Tua Tagovailoa: (6, 14, 2, 48, 60, 7) vs. Miami, 09/18/22 (27 games since)
5 TDs, Lamar Jackson: (5, 1, 24, 33, 10) vs. N.Y. Jets, 12/12/19 (64 games since)	FIVE TOUCHDOWN PASSES	6 TDs, Tua Tagovailoa: (6, 14, 2, 48, 60, 7) vs. Miami, 09/18/22 (27 games since)
4 TDs, Lamar Jackson: (5, 16, 1, 4) @ New England, 09/25/22 (26 games since)	FOUR TOUCHDOWN PASSES	6 TDs, Tua Tagovailoa: (6, 14, 2, 48, 60, 7) vs. Miami, 09/18/22 (27 games since)
3 TDs, Lamar Jackson: (12, 11, 8) vs. Detroit, 10/22/23 (5 games since)	THREE TOUCHDOWN PASSES	3 TDs, Trevor Lawrence: (28, 1, 10) @ Jacksonville, 11/27/22 (18 games since)
56 ATT., Joe Flacco @ Cleveland, 10/07/18 (89 games since)	50+ PASS ATTEMPTS	53 ATT., Jared Goff vs. Detroit, 10/22/23 (5 games since)
44 ATT., Anthony Brown @ Cincinnati, 01/08/23 (12 games since)	40+ PASS ATTEMPTS	53 ATT., Jared Goff vs. Detroit, 10/22/23 (5 games since)
4 INTs, Lamar Jackson vs. Cleveland, 11/28/21 (35 games since)	FOUR INTERCEPTIONS THROWN	4 INTs, Andy Dalton @ Cincinnati, 09/10/17 (109 games since)
4 INTs, Lamar Jackson vs. Cleveland, 11/28/21 (35 games since)	THREE INTERCEPTIONS THROWN	3 INTs, Dorian Thompson-Robinson @ Cleveland, 10/01/23 (8 games since)
2 INTs, Lamar Jackson vs. Cleveland, 11/12/23 (2 games since)	TWO INTERCEPTIONS THROWN	2 INTs, Joshua Dobbs @ Arizona, 10/29/23 (4 games since)
BY RAVENS		
BY OPPONENT		
COMBINED YARDS		
107 YDs/324 YDs, Mark Ingram II/Lamar Jackson @ Miami, 09/08/19 (77 games since)	100-YARD RUSHER AND 300-YARD PASSER	165 YDs/342 YDs, Nick Chubb/Baker Mayfield vs. Cleveland, 09/29/19 (74 games since)
108/104 YDs/318 YDs, Rashod Bateman/Mark Andrews/Lamar Jackson vs. Miami, 09/18/22 (27 games since)	100-YARD RECEIVER AND 300-YARD PASSER	145 YDs/321 YDs, Zay Jones/Trevor Lawrence @ Jacksonville, 11/27/22 (18 games since)
119 YDs/106 YDs, Kenyan Drake/Mark Andrews @ N.Y. Giants, 10/16/22 (23 games since)	100-YARD RUSHER AND 100-YARD RECEIVER	133 YDs/113 YDs, Derrick Henry/Corey Davis vs. Tennessee, 11/22/20 (52 games since)
119 YDs/318 YDs/108 YDs, Lamar Jackson/Lamar Jackson Rashod Bateman vs. Miami, 09/18/22 (27 games since)	100-YARD RUSHER, 300-YARD PASSER, 100-YARD RECEIVER	165 YDs/342 YDs/167 YDs, Nick Chubb/Baker Mayfield Jarvis Landry vs. Cleveland, 09/29/19 (74 games since)
BY RAVENS		
BY OPPONENT		
DEFENSE		
18 YDs, Kyle Hamilton: (14:26) (Shotgun) 4-D.Watson pass short left intended for 85-D.Njoku INTERCEPTED by 14-K.Hamilton at CLV 18. 14-K.Hamilton for 18 yards, TOUCHDOWN. vs. Cleveland, 11/12/23 (2 games since)	INTERCEPTED PASS RETURNED FOR A TOUCHDOWN	34 YDs, Greg Newsome II: (8:24) (Shotgun) 8-L.Jackson pass short right intended for 42-P.Ricard INTERCEPTED by 0-G.Newsome (54-0.Okoronkwo) at BLT 34. 0-G.Newsome for 34 yards, TOUCHDOWN. vs. Cleveland, 11/12/23 (2 games since)
65 YDs, Chuck Clark: (1:28) (Shotgun) 28-J.Taylor right end to BLT 36 for 9 yards (40-M.Harrison, 24-M.Peters). FUMBLES (24-M.Peters), RECOVERED by BLT-36-C.Clark at BLT 35. 36-C.Clark for 65 yards, TOUCHDOWN. @ Indianapolis, 11/08/20 (54 games since)	FUMBLE RETURNED FOR A TOUCHDOWN	15 YDs, Myles Garrett: (:58) (Shotgun) T.Huntley sacked at BLT 12 for -8 yards (M.Garrett). FUMBLES (M.Garrett), RECOVERED by CLV-M.Garrett at BLT 15. M.Garrett for 15 yards, TOUCHDOWN. @ Cleveland, 12/12/21 (34 games since)
(2:05) (Shotgun) 10-G.Minshew sacked ob in End Zone for -1 yards, SAFETY. vs. Indianapolis, 09/24/23 (9 games since)	SAFETY SCORED	Miles Killebrew: (11:18) 11-J.Stout punt is BLOCKED by 28-M.Killebrew, Center-69-T.Ott, ball out of bounds in End Zone, SAFETY. @ Pittsburgh, 10/08/23 (7 games since)
Baltimore 21, Tennessee 0 @ Tennessee, 10/14/18 (88 games since)	SHUTOUT	Tampa Bay 25, Baltimore vs. Tampa Bay, 09/15/02 (349 games since)
4.0 SK, Peter Boulware vs. Minnesota, 01/07/02 (350 games since)	FOUR SACK GAME	4.0 SK, Antwan Barnes @ San Diego, 12/18/11 (192 games since)
3.0 SK, Kyle Hamilton vs. Indianapolis, 09/24/23 (9 games since)	THREE SACK GAME	3.0 SK, Deatrich Wise Jr. @ New England, 09/25/22 (26 games since)
2.0 SK, Jadeveon Clowney vs. Cleveland, 11/12/23 (2 games since)	TWO SACK GAME	2.0 SK, T.J. Watt @ Pittsburgh, 10/08/23 (7 games since)

THE LAST TIME IT HAPPENED

89t YDs, Marcus Peters @ Cincinnati, 11/10/19 (69 games since)	70+ YARD INTERCEPTION RETURN	89t YDs, Darqueze Dennard vs. Cincinnati, 12/31/17 (94 games since)
2 INTs, Marcus Williams vs. Miami, 09/18/22 (27 games since)	TWO INTERCEPTIONS	2 INTs, Justin Simmons vs. Denver, 12/04/22 (17 games since)
* Never Has Happened *	THREE INTERCEPTIONS	3 INTs, Anthony Henry vs. Cleveland, 11/18/01 (356 games since)
* Never Has Happened *	FOUR INTERCEPTIONS	* Never Has Happened *
94 YDs, Baltimore 16, Pittsburgh 14 @ Pittsburgh, 12/11/22 (16 games since)	LESS THAN 100 NET PASSING YARDS	73 YDs, Baltimore 28, Cleveland 3 @ Cleveland, 10/01/23 (8 games since)
131 YDs, Baltimore 26, Atlanta 16 @ Atlanta, 12/02/18 (82 games since)	LESS THAN 150 YARDS NET OFFENSE	146 YDs, Jacksonville 12, Baltimore 7 @ Jacksonville, 10/24/11 (200 games since)
151 YDs, Baltimore 37, Seattle 3 vs. Seattle, 11/05/23 (3 games since)	LESS THAN 200 YARDS NET OFFENSE	186 YDs, Jacksonville 44, Baltimore 7 @ Jacksonville, 09/24/17 (107 games since)
272 YDs, Baltimore 34, Cincinnati 20 vs. Cincinnati, 11/16/23 (1 game since)	LESS THAN 300 YARDS NET OFFENSE	268 YDs, Baltimore 31, Arizona 24 @ Arizona, 10/29/23 (4 games since)
3 TO, Baltimore 28, Cleveland 3 @ Cleveland, 10/01/23 (8 games since)	FORCED THREE+ TURNOVERS	3 TO, Pittsburgh 17, Baltimore 10 @ Pittsburgh, 10/08/23 (7 games since)
BY RAVENS		BY OPPONENT
SPECIAL TEAMS		
103 YDs, Devin Duvernay: 7-J.Sanders kicks 68 yards from MIA 35 to BLT -3. 13-D.Duvernay for 103 yards, TOUCHDOWN. vs. Miami, 09/18/22 (27 games since)	KICKOFF RETURNED FOR A TOUCHDOWN	98 YDs, Kene Nwangwu: 9-J.Tucker kicks 63 yards from BLT 35 to MIN 02. 26-K.Nwangwu for 98 yards, TOUCHDOWN. vs. Minnesota, 11/07/21 (38 games since)
70 YDs, Cyrus Jones: (13:01) (Punt formation) 5-J.Townsend punts 52 yards to BLT 30, Center-47-T.Sieg. 27-C.Jones for 70 yards, TOUCHDOWN. vs. Oakland, 11/25/18 (83 games since)	PUNT RETURNED FOR A TOUCHDOWN	81 YDs, Charlie Jones: (13:31) 11-J.Stout punts 54 yards to CIN 19, Center-69-T.Ott. 15-C.Jones for 81 yards, TOUCHDOWN. @ Cincinnati, 09/17/23 (10 games since)
Brent Urban: (:03) 6-T.Coons 51 yard field goal is BLOCKED (96-B.Urban), Center-47-C.Hughlett, Holder-8-A.Lee, RECOVERED by BLT-33-W.Hill at BLT 36. 33-W.Hill for 64 yards, TOUCHDOWN. @ Cleveland, 11/30/15 (131 games since)	BLOCKED FIELD GOAL RETURNED FOR A TOUCHDOWN	* Never Has Happened *
Javorius Allen: (13:44) (Punt formation) 4-J.Berry punt is BLOCKED by 37-J.Allen, Center-60-G.Warren, RECOVERED by BLT-10-C.Moore at PIT 14. 10-C.Moore for 14 yards, TOUCHDOWN. vs. Pittsburgh, 11/06/16 (118 games since)	BLOCKED PUNT RETURNED FOR A TOUCHDOWN	Tarell Basham: (12:13) (Punt formation) 4-S.Koch punt is BLOCKED by 93-T.Basham, Center-46-M.Cox, RECOVERED by NYJ-49-B.Bello at BLT 14. 49-B.Bello for 14 yards, TOUCHDOWN. vs. N.Y. Jets, 12/12/19 (64 games since)
66 YDs, Justin Tucker: (:03) 9-J.Tucker 66 yard field goal is GOOD, Center-46-N.Moore, Holder-4-S.Koch. @ Detroit, 09/26/21 (43 games since)	MADE FIELD GOAL OF 60 YARDS OR LONGER	* Never Has Happened *
50 YDs, Justin Tucker: (7:38) 9-J.Tucker 50 yard field goal is GOOD, Center-69-T.Ott, Holder-11-J.Stout. vs. Indianapolis, 09/24/23 (9 games since)	MADE FIELD GOAL OF 50-59 YARDS	50 YDs, Evan McPherson: (7:37) 2-E.McPherson 50 yard field goal is GOOD, Center-48-C.Adomitis, Holder-10-B.Robbins. vs. Cincinnati, 11/16/23 (1 game since)
55 YDs, Justin Tucker: (2:27) 9-J.Tucker 55 yard field goal is BLOCKED (96-J.Elliott), Center-69-T.Ott, Holder-11-J.Stout, RECOVERED by CLV-5-A.Walker at CLV 35. 5-A.Walker pushed ob at BLT 38 for 27 yards (11-J.Stout). vs. Cleveland, 11/12/23 (2 games since)	BLOCKED FIELD GOAL	40 YDs, Chris Boswell: (11:19) 9-C.Boswell 40 yard field goal is BLOCKED (93-C.Campbell), Center-46-C.Kuntz, Holder-6-P.Harvin. @ Pittsburgh, 12/11/22 (16 games since)
Jordan Stout: (11:18) 11-J.Stout punt is BLOCKED by 28-M.Killebrew, Center-69-T.Ott, ball out of bounds in End Zone, SAFETY. @ Pittsburgh, 10/08/23 (7 games since)	BLOCKED PUNT	Jordan Berry: (13:44) (Punt formation) 4-J.Berry punt is BLOCKED by 37-J.Allen, Center-60-G.Warren, RECOVERED by BLT-10-C.Moore at PIT 14. 10-C.Moore for 14 yards, TOUCHDOWN. vs. Pittsburgh, 11/06/16 (118 games since)
Justin Tucker: 9-J.Tucker extra point is No Good, Hit Left Upright, Center-46-N.Moore, Holder-11-J.Stout. @ New England, 09/25/22 (26 games since)	MISSED POINT AFTER TOUCHDOWN ATTEMPT	Dustin Hopkins: 7-D.Hopkins extra point is No Good, Wide Left, Center-47-C.Hughlett, Holder-13-C.Bojorquez. vs. Cleveland, 11/12/23 (2 games since)
Patrick Murray [Lawrence Guy blocked]: 2-P.Murray extra point is Blocked (93-L.Guy), Center-47-C.Hughlett, Holder-4-B.Colquitt. DEFENSIVE TWO-POINT ATTEMPT. 36-T.Young recovered the blocked kick. ATTEMPT SUCCEEDS. @ Cleveland, 09/18/16 (124 games since)	POINT AFTER TOUCHDOWN ATTEMPT BLOCKED	Justin Tucker [Denico Autry blocked]: 9-J.Tucker extra point is Blocked (96-D.Autry), Center-69-T.Ott, Holder-11-J.Stout. @ Tennessee, 10/15/23 (6 games since)



THE LAST TIME IT HAPPENED

Chuck Clark: 9-J.Tucker kicks onside 6 yards from BLT 35 to BLT 41. RECOVERED by BLT-36-C.Clark. @ Cleveland, 12/12/21 (33 games since)	SUCCESSFUL ONSIDE KICK	Owen Pappoe: 5-M.Prater kicks onside 15 yards from ARZ 35 to 50, impetus ends at 50. RECOVERED by ARZ-44-O.Pappoe. @ Arizona, 10/29/23 (4 games since)
6 FG, Justin Tucker: (41, 28, 23, 29, 20, 36) @ Tennessee, 10/15/23 (6 games since)	SIX FIELD GOALS	6 FG, Kai Forbath: (52, 51, 43, 43, 34, 32) @ Minnesota, 10/22/17 (103 games since)
6 FG, Justin Tucker: (41, 28, 23, 29, 20, 36) @ Tennessee, 10/15/23 (6 games since)	FIVE FIELD GOALS	5 FG, Matt Gay: (31, 54, 53, 53, 53) vs. Indianapolis, 09/24/23 (9 games since)
6 FG, Justin Tucker: (41, 28, 23, 29, 20, 36) @ Tennessee, 10/15/23 (6 games since)	FOUR FIELD GOALS	4 FG, Dustin Hopkins: (36, 28, 23, 40) vs. Cleveland, 11/12/23 (2 games since)
6 FG, Justin Tucker: (41, 28, 23, 29, 20, 36) @ Tennessee, 10/15/23 (6 games since)	THREE FIELD GOALS	4 FG, Dustin Hopkins: (36, 28, 23, 40) vs. Cleveland, 11/12/23 (2 games since)
73 yds, Sam Koch @ New Orleans, 11/24/14 (147 games since)	70+ YARD PUNT	70 yds, Corey Bojorquez @ Cleveland, 12/17/22 (15 games since)
BY RAVENS		BY OPPONENT
TEAM/MISCELLANEOUS		
515 YDs, Baltimore 515, Seattle 151 vs. Seattle, 11/05/23 (3 games since)	500 TOTAL YARDS OF OFFENSE	547 YDs, Miami 547, Baltimore 473 vs. Miami, 09/18/22 (27 games since)
405 YDs, Baltimore 405, Cincinnati 272 vs. Cincinnati, 11/16/23 (1 game since)	400-499 TOTAL YARDS OF OFFENSE	447 YDs, New England 447, Baltimore 394 @ New England, 09/25/22 (26 games since)
ST: (6:11) (No Huddle, Shotgun) D.Carr sacked at OAK 33 for -5 yards (M.Judon). FUMBLES (M.Judon) [M.Judon], RECOVERED by BLT-T.Suggs at OAK 43. T.Suggs for 43 yards, TOUCHDOWN. Suggs' 3rd career touchdown.DEF: (8:16) L.Jackson left end for 5 yards, TOUCHDOWN.DEF: (11:20) (Shotgun) L.Jackson pass short right to M.Crabtree for 8 yards, TOUCHDOWN.OFF: (13:01) (Punt formation) J.Townsend punts 52 yards to BLT 30, Center-T.Sieg. C.Jones for 70 yards, TOUCHDOWN. vs. Oakland, 11/25/18 (83 games since)	TOUCHDOWN ON OFFENSE, DEFENSE AND SPECIAL TEAMS	* Never Has Happened *
Gus Edwards: TWO-POINT CONVERSION ATTEMPT. 35-G.Edwards rushes up the middle. ATTEMPT SUCCEEDS. vs. Houston, 09/10/23 (11 games since)	MADE TWO-POINT CONVERSION	Deshaun Watson: TWO-POINT CONVERSION ATTEMPT. 4-D.Watson rushes up the middle. ATTEMPT SUCCEEDS. vs. Cleveland, 11/12/23 (2 games since)
Tyler Huntley: TWO-POINT CONVERSION ATTEMPT. 2-T.Huntley pass to 89-M.Andrews is incomplete. ATTEMPT FAILS. vs. Green Bay, 12/19/21 (32 games since)	FAILED TWO-POINT CONVERSION	Joshua Dobbs: TWO-POINT CONVERSION ATTEMPT. 9-J.Dobbs pass to 2-M.Brown is complete. ATTEMPT FAILS. @ Arizona, 10/29/23 (4 games since)
Baltimore 59, Miami 10 @ Miami, 09/08/19 (77 games since)	50 POINTS	* Never Has Happened *
Baltimore 40, Jacksonville 14 vs. Jacksonville, 12/20/20 (48 games since)	40 POINTS	Miami 42, Baltimore 38 vs. Miami, 09/18/22 (27 games since)
Baltimore 34, Minnesota 31 vs. Minnesota, 11/07/21 (38 games since)	OVERTIME WIN	Indianapolis 22, Baltimore 19 vs. Indianapolis, 09/24/23 (9 games since)
Indianapolis 22, Baltimore 19 vs. Indianapolis, 09/24/23 (9 games since)	OVERTIME LOSS	Baltimore 34, Minnesota 31 vs. Minnesota, 11/07/21 (38 games since)
Baltimore 10, Philadelphia 10 vs. Philadelphia, 11/16/97 (419 games since)	OVERTIME TIE	Baltimore 10, Philadelphia 10 vs. Philadelphia, 11/16/97 (419 games since)
0 TO, Baltimore 34, Cincinnati 20 vs. Cincinnati, 11/16/23 (1 game since)	NO TURNOVERS	0 TO, Baltimore 34, Cincinnati 20 vs. Cincinnati, 11/16/23 (1 game since)
40:04 TOP, Baltimore 37, Seattle 3 vs. Seattle, 11/05/23 (3 games since)	OVER 40:00 TIME OF POSSESSION (NON-OT)	40:03 TOP, Baltimore 31, Dallas 29 vs. Dallas, 10/14/12 (184 games since)
Baltimore 37, Seattle 3 vs. Seattle, 11/05/23 (3 games since)	WON GAME BY 20+ POINTS	Cincinnati 41, Baltimore 21 @ Cincinnati, 12/26/21 (31 games since)

TEAM RECORD WHEN...

RAVENS 2023 REGULAR SEASON RECORD WHEN...

CATEGORY	2023 SEASON W-L-T	ALL-TIME W-L-T	CATEGORY	2023 SEASON W-L-T	ALL-TIME W-L-T
OVERALL	8-3	251-193-1	IN SEPTEMBER	2-1	58-36
HOME	4-2	152-70-1	IN OCTOBER	4-1	52-56
RAVENS AT M&T BANK STADIUM	4-2	145-62	IN NOVEMBER	2-1	69-45-1
RAVENS ON THE ROAD	4-1	99-123	IN DECEMBER	0-0	66-47
RAVENS OUTDOORS	3-3	235-177-1	IN JANUARY	0-0	6-8
RAVENS INDOORS	1-0	10-16			
			ON SUNDAY NIGHT	0-0	18-14
RAVENS SCORE FIRST	7-2	176-68-1	ON THURSDAY NIGHT	1-0	10-6
OPPONENT SCORES FIRST	1-1	75-125	ON MONDAY NIGHT	0-0	16-13
RAVENS SCORE ON FIRST POSSESSION	5-1	107-55	ON SATURDAY	0-0	5-2
RAVENS SCORE 20 OR MORE POINTS	8-1	198-75			
RAVENS SCORE 19 OR LESS POINTS	0-2	53-118-1	DAY GAMES	7-3	204-159-1
RAVENS ALLOW 20 OR MORE	3-2	64-150	NIGHT GAMES	1-0	47-34
RAVENS ALLOW 19 OR LESS POINTS	5-1	187-43-1			
			VS. AFC NORTH OVERALL	3-2	74-57
RAVENS LEAD AFTER 1ST QUARTER	6-3	150-44-1	VS. AFC NORTH AT HOME	1-1	43-22
RAVENS TRAIL AFTER 1ST QUARTER	0-0	49-103	VS. AFC NORTH ON THE ROAD	2-1	31-35
SCORE TIED AFTER 1ST QUARTER	2-0	52-46			
RAVENS LEAD AT HALFTIME	8-2	196-43-1	VS. AFC	5-3	183-151
RAVENS TRAIL AT HALFTIME	0-1	40-132	VS. AFC EAST	0-0	29-24
SCORE TIED AT HALFTIME	0-0	15-18	VS. AFC SOUTH	2-1	25-20
RAVENS LEAD AFTER 3RD QUARTER	8-3	211-40-1	VS. AFC WEST	0-0	29-22
RAVENS TRAIL AFTER 3RD QUARTER	0-0	33-144			
SCORE TIED AFTER 3RD QUARTER	0-0	7-9	VS. NFC	3-0	68-42-1
GAME GOES TO OVERTIME	0-1	15-17-1	VS. NFC EAST	0-0	17-10-1
			VS. NFC SOUTH	0-0	16-8
RAVENS HAVE + TURNOVER RATIO	4-0	153-27	VS. NFC NORTH	1-0	12-9
RAVENS HAVE - TURNOVER RATIO	1-2	43-126-1	VS. NFC WEST	2-0	20-10
TURNOVER RATIO EVEN	3-1	55-40			
			RAVENS WEARING COLOR RUSH (ALL PURPLE)	0-0	5-2
RAVENS HAVE 30:00+TOP	6-2	182-70-1	RAVENS WEARING BLACK JERSEYS W/ WHITE PANTS	0-0	7-6
RAVENS HAVE LESS THAN 30:00 TOP	2-1	69-123	RAVENS WEARING BLACK JERSEYS W/ BLACK PANTS	1-0	19-6
			RAVENS WEARING BLACK JERSEYS W/ PURPLE PANTS	0-0	3-0
RAVENS HAVE 100-YARD RUSHER	1-1	87-32-1			
RAVENS HAVE 300 NET PASSING YARDS	1-0	24-22			
RAVENS HAVE 300-YARD PASSER	1-0	29-28			
RAVENS HAVE 1 100-YARD RECEIVER	1-0	52-41			
RAVENS HAVE 2 100-YARD RECEIVERS	0-0	3-4			
RAVENS SCORE A KR TD	0-0	5-6			
RAVENS SCORE A PR TD	0-0	12-3			



REPLAY CHALLENGES

RAVENS

Date	Opp.	Initial Ruling	Ruling Challenged	Ruling
10/29	at Ari.	J. Dobbs pass deep right to T. McBride pushed ob at BLT 40 for 21 yards.	Out of bounds	Reversed - J. Dobbs pass deep left to T. McBride to BLT 40 for 21 yards.
TOTALS	1-for-1 (100%)			

OPPONENTS

Date	Opp.	Initial Ruling	Ruling Challenged	Ruling
9/10	vs. Hou.	C. Stroud pass incomplete deep middle to R. Woods.	Incomplete pass	Upheld
9/17	at Cin.	L. Jackson pass short right to D. Duvernay to CIN 36 for 5 yards.	Pass completion	Reversed - L. Jackson pass incomplete short right to D. Duvernay.
10/8	at Pit.	L. Jackson pass deep right to N. Agholor to BLT 48 for 30 yards.	Pass completion	Reversed - Agholor fumbles after completion, ball out of bounds at BLT 48.
TOTALS	2-for-3 (66.7%)			

REPLAY ASSISTANT

Last two minutes of the half and overtime and any touchdown scoring play or turnover

Date	Opp.	Initial Ruling	Ruling Challenged	Ruling
9/24	vs. Ind.	L. Jackson sacked at BLT 39 for -10 yards.	Down by contact	Upheld
10/29	at Ari.	L. Jackson sacked at ARZ 44 for -9 yards. Fumbles, recovered by ARZ B. Baker at ARZ 42.	Fumble	Reversed - L. Jackson pass incomplete short middle to Z. Flowers.
11/5	vs. Sea.	L. Jackson pass short left to O. Beckham to BLT 40 for 15 yards. Fumbles, recovered by SEA B. Wagner at BLT 43.	Fumble	Upheld
11/16	vs. Cin.	J. Browning pass short middle to T. Irwin to BLT 38 for 10 yards.	Pass completion	Reversed - J. Browning pass incomplete short middle to T. Irwin.
TOTALS	2-for-4 (50%)			

HARBAUGH CAREER CHALLENGE TOTALS

REGULAR SEASON				
Year	No.	Reversed	Upheld	Pct.
2008	7	3	4	42.9
2009	11	6	5	54.6
2010	9	1	8	11.1
2011	12	8	4	66.7
2012	6	3	3	50.0
2013	12	7	5	58.3
2014	8	1	7	12.5
2015	8	3	5	37.5
2016	5	2	3	40.0
2017	9	5	4	55.6
2018	6	3	3	50.0
2019	6	0	6	0.0
2020	6	3	3	50.0
2021	6	3	3	50.0
2022	7	2	5	28.5
2023	1	1	0	100.0
Total	119	51	68	42.9

POSTSEASON				
Year	No.	Reversed	Upheld	Pct.
2008	3	2	1	66.7
2009	2	1	1	50.0
2010	0	0	0	0.0
2011	1	0	1	0.0
2012	1	0	1	0.0
2013	--	--	--	--
2014	1	1	0	100.0
2015	--	--	--	--
2016	--	--	--	--
2017	--	--	--	--
2018	1	1	0	100.0
2019	0	0	0	0.0
2020	0	0	0	0.0
2021	--	--	--	--
2022	0	0	0	0.0
2023	--	--	--	--
Total	9	5	4	55.6





GAME 1: TEXANS 9, RAVENS 25

Houston (0-1) • Baltimore (1-0)

Sunday, September 10, 2023 • 1:00 PM EDT • M&T Bank Stadium • Baltimore

Overcast Temp: 78° F, Humidity: 76%, Wind: SE 2 mph • Attendance: 70,136 • Time: 3:16



Houston Texans	0	6	0	3	—	9
Baltimore Ravens	7	0	15	3	—	25

SCORING DRIVES

TEAM	QTR	TIME	SCORING PLAY	HOU	BAL
Ravens	1	01:00	J.Dobbins 4 yd. run (J.Tucker kick) (9-58, 4:28)	0	7
Texans	2	03:56	K.Fairbairn 35 yd. Field Goal (15-67, 8:54)	3	7
Texans	2	00:00	K.Fairbairn 38 yd. Field Goal (11-68, 1:54)	6	7
Ravens	3	09:55	J.Hill 2 yd. run (G.Edwards run) (8-71, 3:47)	6	13
Ravens	3	05:21	J.Hill 2 yd. run (J.Tucker kick) (5-42, 2:14)	6	22
Texans	4	13:47	K.Fairbairn 36 yd. Field Goal (6-14, 1:39)	9	22
Ravens	4	04:10	J.Tucker 39 yd. Field Goal (7-21, 4:50)	9	25

HOUSTON TEXANS (HEAD COACH: DEMECO RYANS)

OFFENSE			DEFENSE		
QB	7	C. Stroud	DE	51	W. Anderson Jr.
FB	47	A. Beck	DE	52	J. Greenard
RB	31	D. Pierce	DT	96	M. Collins
WR	12	N. Collins	DT	98	S. Rankins
WR	2	R. Woods	LB	48	C. Harris
TE	84	T. Quitoriano	LB	6	D. Perryman
LT	78	L. Tunsil	CB	21	S. Nelson
LG	74	J. Jones	CB	24	D. Stingley Jr.
C	68	J. Patterson	CB	4	T. Thomas
RG	69	S. Mason	S	23	E. Murray
RT	77	G. Fant	S	5	J. Pitre

BALTIMORE RAVENS (HEAD COACH: JOHN HARBAUGH)

OFFENSE			DEFENSE		
WR	3	O. Beckham Jr.	DT	92	J. Madubuike
WR	15	N. Agholor	NT	58	M. Pierce
WR	4	Z. Flowers	DE	96	B. Washington
LT	79	R. Stanley	OLB	99	O. Oweh
LG	76	J. Simpson	MLB	0	R. Smith
C	64	T. Linderbaum	WLB	6	P. Queen
RG	70	K. Zeitler	OLB	40	M. Harrison
RT	78	M. Moses	CB	28	R. Darby
TE	80	I. Likely	SS	14	K. Hamilton
QB	8	L. Jackson	FS	32	M. Williams
RB	27	J. Dobbins	CB	21	B. Stephens

OFFICIALS: Referee: Tra Blake (3), Umpire: Tony Michalek (115), Down Judge: Patrick Turner (13), Line Judge: Daniel Gallagher (85), Back Judge: Todd Prukop (30), Field Judge: Tom Hill (97), Side Judge: Don Willard (58), Replay Official: Andrew Lambert, Replay Assistant: Larry Hanson

HOUSTON TEXANS

PASSING	ATT	CP	YDS	SK/YD	TD	LG	INT	RTG
C.J. Stroud	44	28	242	5/46	0	26	0	78.0
TOTAL	44	28	242	5/46	0	26	0	78.0

RUSHING	ATT	YDS	AVG	LG	TD
Dameon Pierce	11	38	3.5	7	0
C.J. Stroud	4	20	5.0	11	0
Devin Singletary	7	15	2.1	4	0
Noah Brown	1	-1	-1.0	-1	0
TOTAL	23	72	3.1	11	0

RECEIVING	NO	YDS	AVG	LG	TD
Nico Collins	6	80	13.3	26	0
Robert Woods	6	57	9.5	19	0
Tank Dell	3	34	11.3	13	0
Noah Brown	3	20	6.7	7	0
Mike Boone	3	18	6.0	12	0
Dameon Pierce	2	9	4.5	9	0
Dalton Schultz	2	4	2.0	5	0
Teagan Quitoriano	1	11	11.0	11	0
Xavier Hutchinson	1	9	9.0	9	0
C.J. Stroud	1	0	0.0	0	0
TOTAL	28	242	8.6	26	0

TOP DEFENSE	TOT	SOLO	AST	SCK	YDS	INT
Denzel Perryman	11	6	5	0.0	0.0	0
Tavierre Thomas	8	6	2	0.0	0.0	0
Will Anderson Jr.	6	4	2	1.0	6.0	0

FIELD GOALS	FGM/FGA	PERCENT	RESULTS
Ka'imi Fairbairn	3-3	100.0	35G, 38G, 36G
TOTAL	3-3	100.0	

GAME HIGHLIGHTS

- Baltimore is now 11-2 all time (10-2 regular season & 1-0 playoffs) vs. Houston. This includes a 7-0 mark at home.
- Under John Harbaugh (since 2008), Baltimore is 12-4 on Kickoff Weekend, winning seven of its last eight openers. Baltimore is 8-1 when opening the season at home and 13-3 overall in home openers since 2008.
- The defense limited the Texans to 7-of-18 (38.9%) on third down and 1-of-4 (25%) on fourth down, while holding them TD-less on 2 red zone drives.
- RB Justice Hill** posted his first-career multi-TD game, punching in two 2-yard rushing TDs. He reached the end zone for the first time since his 2019 rookie campaign.
- Rookie **WR Zay Flowers** recorded 9 receptions for 78 yards, while adding 2 rushes for 9 yards. Flowers' 9 receptions are the most by a Raven making an NFL debut and the second-most grabs in any game by a Ravens rookie.
- ILB Roquan Smith** recorded a game-high 16 tackles (8 solo) and 1 sack (-11 yards). Smith's 16 tackles are also the most by a Raven on a Kickoff Weekend in the team's 28 seasons. He and **ILB Patrick Queen** (11 tackles & 1 sack) formed the first Ravens duo to each notch at least 10 tackles and 1 sack in the same game.

BALTIMORE RAVENS

PASSING	ATT	CP	YDS	SK/YD	TD	LG	INT	RTG
Lamar Jackson	22	17	169	4/14	0	29	1	79.5
TOTAL	22	17	169	4/14	0	29	1	79.5

RUSHING	ATT	YDS	AVG	LG	TD
Lamar Jackson	6	38	6.3	14	0
Gus Edwards	8	32	4.0	13	0
J.K. Dobbins	8	22	2.8	4t	1
Justice Hill	8	9	1.1	4	2
Zay Flowers	2	9	4.5	6	0
TOTAL	32	110	3.4	14	3

RECEIVING	NO	YDS	AVG	LG	TD
Zay Flowers	9	78	8.7	21	0
Rashod Bateman	3	35	11.7	18	0
Odell Beckham Jr.	2	37	18.5	29	0
J.K. Dobbins	2	15	7.5	10	0
Isaiah Likely	1	4	4.0	4	0
TOTAL	17	169	9.9	29	0

TOP DEFENSE	TOT	SOLO	AST	SCK	YDS	INT
Roquan Smith	16	8	8	1.0	11.0	0
Brandon Stephens	11	8	3	0.0	0.0	0
Patrick Queen	11	3	8	1.0	11.0	0

FIELD GOALS	FGM/FGA	PERCENT	RESULTS
Justin Tucker	1-1	100.0	39G
TOTAL	1-1	100.0	

Team Statistics

	Texans	Ravens
First Downs	18	18
3rd-Down Eff. (Made/Att/Pct)	7/18/39%	8/15/53%
4th-Down Eff. (Made/Att/Pct)	1/4/25%	0/0/0%
Total Net Yards	268	265
Total Plays	72	58
Yards Per Play	3.7	4.6
Rushes/Net Yards	23/72	32/110
Net Passing	196	155
Pass Attempts/Completions	44/28	22/17
Had Intercepted	0	1
Sacked/Yards Lost	5/46	4/14
Punts/Average	4/44.0	5/49.8
Penalties/Yards	9/88	13/106
Fumbles/Lost	1/1	2/1
Possession Time	29:05	30:55





GAME 2: RAVENS 27, BENGALS 24

Baltimore (2-0) • Cincinnati (0-2)

Sunday, September 17, 2023 • 1:00 PM EDT • Paycor Stadium • Cincinnati

Cloudy Temp: 72° F, Humidity: 54%, Wind: NNW 4 mph • Attendance: 66,015 • Time: 3:01



Baltimore Ravens	7	6	7	7	—	27
Cincinnati Bengals	0	10	7	7	—	24

SCORING DRIVES

TEAM	QTR	TIME	SCORING PLAY	BAL	CIN
Ravens	1	07:12	G. Edwards 1 yd. run (J. Tucker kick) (13-75, 7:48)	7	0
Bengals	2	13:14	C. Jones: 81-yard run (E. McPherson kick)	7	7
Ravens	2	09:15	J. Tucker 44 yd. Field Goal (10-49, 3:59)	10	7
Bengals	2	03:01	E. McPherson 27 yd. Field Goal (12-66, 6:14)	10	10
Ravens	2	00:00	J. Tucker 40 yd. Field Goal (12-53, 3:01)	13	10
Ravens	3	08:39	M. Andrews 3 yd. pass from L. Jackson (J. Tucker kick) (4-62, 2:00)	20	10
Bengals	3	02:34	T. Higgins 3 yd. pass from J. Burrow (E. McPherson kick) (13-75, 6:05)	20	17
Ravens	4	11:38	N. Agholor 17 yd. pass from L. Jackson (J. Tucker kick) (12-75, 5:56)	27	17
Bengals	4	03:28	T. Higgins 4 yd. pass from J. Burrow (E. McPherson kick) (16-80, 4:12)	27	24

CINCINNATI BENGALS (HEAD COACH: ZAC TAYLOR)

OFFENSE			DEFENSE		
WR	1	J. Chase	LDE	94	S. Hubbard
LT	75	O. Brown Jr.	NT	98	D. Reader
LG	67	C. Volson	DT	92	B. Hill
C	64	T. Karras	RDE	91	T. Hendrickson
RG	65	A. Cappa	LB	55	L. Wilson
RT	73	J. Williams	LB	57	G. Pratt
TE	81	I. Smith Jr.	CB	29	C. Taylor-Britt
WR	83	T. Boyd	CB	22	C. Awuzie
WR	5	T. Higgins	S	21	M. Hilton
QB	9	J. Burrow	S	33	N. Scott
HB	28	J. Mixon	S	23	D. Hill

BALTIMORE RAVENS (HEAD COACH: JOHN HARBAUGH)

OFFENSE			DEFENSE		
WR	3	O. Beckham Jr.	DT	92	J. Madubuike
WR	4	Z. Flowers	NT	58	M. Pierce
LT	65	P. Mekari	OLB	99	O. Oweh
LG	76	J. Simpson	MLB	0	R. Smith
C	61	S. Mustipher	WLB	6	P. Queen
RG	70	K. Zeitler	OLB	24	J. Clowney
RT	78	M. Moses	CB	28	R. Darby
TE	89	M. Andrews	SS	14	K. Hamilton
TE	80	I. Likely	FS	26	G. Stone
QB	8	L. Jackson	CB	21	B. Stephens
RB	43	J. Hill	DB	29	A. Washington

OFFICIALS: Referee: Shawn Hochuli (83), Umpire: Fred Bryan (11), Line Judge: Tim Podraza (47), Side Judge: Chad Hill (125), Down Judge: Patrick Holt (106), Back Judge: Rich Martinez (39), Replay Official: Tyler Cerimeli, Field Judge: Jason Ledet (72)

BALTIMORE RAVENS

PASSING	ATT	CP	YDS	SK/YD	TD	LG	INT	RTG
Lamar Jackson	33	24	237	0/0	2	52	0	112.8
TOTAL	33	24	237	0/0	2	52	0	112.8

RUSHING	ATT	YDS	AVG	LG	TD
Gus Edwards	10	62	6.2	20	1
Lamar Jackson	12	54	4.5	12	0
Justice Hill	11	41	3.7	11	0
Devin Duvernay	3	15	5.0	8	0
Zay Flowers	1	6	6.0	6	0
TOTAL	37	178	4.8	20	1

RECEIVING	NO	YDS	AVG	LG	TD
Nelson Agholor	5	63	12.6	17t	1
Mark Andrews	5	45	9.0	20	1
Zay Flowers	4	62	15.5	52	0
Odell Beckham Jr.	3	29	9.7	15	0
Rashod Bateman	3	18	6.0	9	0
Justice Hill	3	12	4.0	8	0
Isaiah Likely	1	8	8.0	8	0
TOTAL	24	237	9.9	52	2

TOP DEFENSE	TOT	SOLO	AST	SCK	YDS	INT
Geno Stone	9	7	2	0.0	0.0	1
Patrick Queen	8	5	3	0.0	0.0	0
Ar'Darius Washington	5	3	2	0.0	0.0	0

FIELD GOALS	FGM/FGA	PERCENT	RESULTS
Justin Tucker	2-3	66.7	59WR, 44G, 40G
TOTAL	2-3	66.0	

GAME HIGHLIGHTS

- This marks the first time two NFL teams have squared off against each other three times in a four-game span (including playoffs) since the 1970 merger.
- Baltimore snapped Cincinnati's seven-game win streak at home (including playoffs). The Ravens now lead the regular season series vs. Cincinnati, 29-26. Under head coach John Harbaugh, Baltimore is 16-15 against the Bengals, with a 6-10 mark in the Queen City.
- QB Lamar Jackson** completed 24-of-33 passes for 237 yards and 2 TDs (112.8 rating), while adding 12 carries for 54 yards (4.5 avg.). His second-half totals include 8-of-9 completions for 96 yards and 2 TDs (150.7 rating), as well as 6 rushes for 25 yards.
- RB Gus Edwards** (10 carries for 62 yards and 1 TD), **QB Lamar Jackson** (12 carries for 54 yards) and **RB Justice Hill** (career-high 11 carries for 41 yards) each recorded at least 40 rushing yards.
- LT Patrick Mekari** and **C Sam Mustipher** started in place of **LT Ronnie Stanley** and **C Tyler Linderbaum**, respectively, blocking on an offensive line that didn't permit a sack and created lanes for a rushing attack that totaled 178 yards and 1 TD on 37 carries (4.8 avg.).
- S Geno Stone** recorded a goal-line INT, while **OLB Jadeveon Clowney** tallied his first sack and **WR Nelson Agholor** registered his first TD reception as a Raven.

CINCINNATI BENGALS

PASSING	ATT	CP	YDS	SK/YD	TD	LG	INT	RTG
Joe Burrow	41	27	222	1/6	2	32	1	85.6
TOTAL	41	27	222	1/6	2	32	1	85.6

RUSHING	ATT	YDS	AVG	LG	TD
Joe Mixon	13	59	4.5	14	0
Joe Burrow	1	5	5.0	5	0
Chase Brown	1	2	2.0	2	0
TOTAL	15	66	4.4	14	0

RECEIVING	NO	YDS	AVG	LG	TD
Tee Higgins	8	89	11.1	20	2
Tyler Boyd	6	52	8.7	13	0
Ja'Marr Chase	5	31	6.2	13	0
Joe Mixon	4	36	9.0	32	0
Irv Smith Jr.	2	10	5.0	6	0
Trayveon Williams	2	4	2.0	3	0
TOTAL	27	222	8.2	32	2

TOP DEFENSE	TOT	SOLO	AST	SCK	YDS	INT
Dax Hill	12	9	3	0.0	0.0	0
Logan Wilson	10	7	3	0.0	0.0	0
Germaine Pratt	9	7	2	0.0	0.0	0

FIELD GOALS	FGM/FGA	PERCENT	RESULTS
Evan McPherson	1-1	100.0	27G
TOTAL	1-1	100.0	

Team Statistics

	Ravens	Bengals
First Downs	26	19
3rd-Down Eff. (Made/Att/Pct)	9/14/64%	10/15/67%
4th-Down Eff. (Made/Att/Pct)	0/0/0%	1/1/100%
Total Net Yards	415	282
Total Plays	70	57
Yards Per Play	5.9	4.9
Rushes/Net Yards	37/178	15/66
Net Passing	237	216
Pass Attempts/Completions	33/24	41/27
Had Intercepted	0	1
Sacked/Yards Lost	0/0	1/6
Punts/Average	2/58.5	3/40.0
Penalties/Yards	6/56	5/30
Fumbles/Lost	0/0	0/0
Possession Time	33:04	26:56



GAME 3: COLTS 22, RAVENS 19 (OT)

Indianapolis (2-1) • Baltimore (2-1)

Sunday, September 24, 2023 • 1:00 PM EDT • M&T Bank Stadium • Baltimore
Steady rain Temp: 68° F, Humidity: 88%, Wind: SE 3 mph • Attendance: 70,038 • Time: 3:27



Indianapolis Colts	0	10	3	6	3	—	22
Baltimore Ravens	7	0	7	5	0	—	19

SCORING DRIVES

TEAM	QTR	TIME	SCORING PLAY	IND	BAL
Ravens	1	06:35	L.Jackson 8 yd. run (J.Tucker kick) (12-80, 6:31)	0	7
Colts	2	06:07	Z.Moss 17 yd. pass from G.Minshew (M.Gay kick) (9-73, 4:29)	7	7
Colts	2	03:26	M.Gay 31 yd. Field Goal (7-7, 2:32)	10	7
Colts	3	08:33	M.Gay 54 yd. Field Goal (6-19, 2:21)	13	7
Ravens	3	00:13	L.Jackson 10 yd. run (J.Tucker kick) (10-81, 5:16)	13	14
Colts	4	11:22	M.Gay 53 yd. Field Goal (8-40, 3:51)	16	14
Ravens	4	07:33	J.Tucker 50 yd. Field Goal (8-43, 3:49)	16	17
Ravens	4	02:03		16	19
Colts	4	00:57	M.Gay 53 yd. Field Goal (6-28, 0:44)	19	19
Colts	OT	01:09	M.Gay 53 yd. Field Goal (5-18, 2:12)	22	19

INDIANAPOLIS COLTS

OFFENSE				DEFENSE			
LT	79	B. Raimann	DE	51	K. Paye		
LG	56	Q. Nelson	DT	99	D. Buckner		
C	62	W. French	NT	90	G. Stewart		
RG	75	W. Fries	DE	52	S. Ebukam		
RT	72	B. Smith	WLB	53	S. Leonard		
TE	81	M. Alie-Cox	MLB	44	Z. Franklin		
WR	1	J. Downs	SAM	45	E. Speed		
WR	14	A. Pierce	CB	33	D. Flowers		
WR	11	M. Pittman Jr.	CB	23	K. Moore II		
QB	10	G. Minshew II	FS	25	R. Thomas II		
RB	21	Z. Moss	SS	32	J. Blackmon		

BALTIMORE RAVENS (HEAD COACH: JOHN HARBAUGH)

OFFENSE				DEFENSE			
WR	7	R. Bateman	DT	92	J. Madubuike		
WR	4	Z. Flowers	NT	58	M. Pierce		
LT	65	P. Mekari	OLB	90	D. Ojabo		
LG	76	J. Simpson	MLB	0	R. Smith		
C	61	S. Mustipher	WLB	6	P. Queen		
RG	70	K. Zeitler	OLB	24	J. Clowney		
RT	78	M. Moses	CB	28	R. Darby		
TE	89	M. Andrews	SS	14	K. Hamilton		
TE	80	I. Likely	FS	26	G. Stone		
QB	8	L. Jackson	CB	21	B. Stephens		
RB	35	G. Edwards	DB	41	D. Worley		

OFFICIALS: Referee: Cleite Blakeman (34), Down Judge: Dana McKenzie (8), Line Judge: Julian Mapp (10), Field Judge: Terry Brown (43), Side Judge: Lo van Pham (99), Side Judge: Jonah Monroe (120), Replay Official: Chad Adams, Replay Assistant: Ken Hall, Umpire: Scott Campbell (127)

INDIANAPOLIS COLTS

PASSING	ATT	CP	YDS	SK/YD	TD	LG	INT	RTG
Gardner Minshew II	44	27	227	5/39	1	34	0	82.3
TOTAL	44	27	227	5/39	1	34	0	82.3

RUSHING	ATT	YDS	AVG	LG	TD
Zack Moss	30	122	4.1	24	0
Trey Sermon	5	17	3.4	5	0
TOTAL	35	139	4.0	24	0

RECEIVING	NO	YDS	AVG	LG	TD
Michael Pittman Jr.	9	77	8.6	34	0
Josh Downs	8	57	7.1	12	0
Alec Pierce	3	43	14.3	23	0
Zack Moss	2	23	11.5	17t	1
Kylen Granson	2	9	4.5	7	0
Drew Ogletree	1	11	11.0	11	0
Trey Sermon	1	4	4.0	4	0
Isaiah McKenzie	1	3	3.0	3	0
TOTAL	27	227	8.4	34	1

TOP DEFENSE	TOT	SOLO	AST	SCK	YDS	INT
Zaire Franklin	15	11	4	1.0	4.0	0
Julian Blackmon	12	6	6	0.0	0.0	0
Shaquille Leonard	6	2	4	0.0	0.0	0

FIELD GOALS	FGM/FGA	PERCENT	RESULTS
Matt Gay	5-5	100.0	31G, 54G, 53G, 53G, 53G
TOTAL	5-5	100.0	

BALTIMORE RAVENS

PASSING	ATT	CP	YDS	SK/YD	TD	LG	INT	RTG
Lamar Jackson	31	22	202	4/24	0	24	0	88.4
TOTAL	31	22	202	4/24	0	24	0	88.4

RUSHING	ATT	YDS	AVG	LG	TD
Lamar Jackson	14	101	7.2	16	2
Gus Edwards	11	51	4.6	14	0
Melvin Gordon III	10	32	3.2	15	0
Zay Flowers	1	2	2.0	2	0
Kenyan Drake	1	0	0.0	0	0
TOTAL	37	186	5.0	16	2

RECEIVING	NO	YDS	AVG	LG	TD
Zay Flowers	8	48	6.0	8	0
Nelson Agholor	4	39	9.8	18	0
Mark Andrews	4	35	8.8	20	0
Kenyan Drake	2	31	15.5	24	0
Melvin Gordon III	2	23	11.5	12	0
Isaiah Likely	1	20	20.0	20	0
Rashod Bateman	1	6	6.0	6	0
TOTAL	22	202	9.2	24	0

TOP DEFENSE	TOT	SOLO	AST	SCK	YDS	INT
Patrick Queen	12	7	5	0.0	0.0	0
Roquan Smith	12	4	8	0.5	1.0	0
Brandon Stephens	11	8	3	0.0	0.0	0

FIELD GOALS	FGM/FGA	PERCENT	RESULTS
Justin Tucker	1-2	50.0	50G, 61SH
TOTAL	1-2	50.0	

GAME HIGHLIGHTS

- The Colts emerged with a 22-19 win on a 53-yard FG by K Matt Gay in OT. It marked the second-straight Ravens-Colts matchup (also 10/11/21) to be decided in OT.
- S Kyle Hamilton** posted career highs in tackles (9 – 7 solo) and sacks (3), adding 1 FF and 1 PD. Hamilton -- at 22 years & 192 days old -- is the youngest defensive back with 3 sacks in a game since 1982.
- Hamilton's 3 sacks mark the most by a Raven since 2020, when Calais Campbell tallied 3 sacks on 10/18/20 at Phi. They also tie (Bennie Thompson on 11/10/96 at Jax.) for the most in a single game by a Ravens DB.
- Hamilton's 3 sacks are the most in a first half by any Ravens player in franchise history. They also tie (Carnell Lake) for the most in a first half by a DB since 1982.
- QB Lamar Jackson** completed 22-of-31 passes for 202 yards (88.4 rating), while adding 14 rushes for a team-high 101 yards (7.2 avg.) and 2 TDs. He now owns the only two games in NFL history with 200 passing yards, 100 rushing yards and 2 rushing TDs.
- With his 58th FGM from 50-plus yards during his career, **K Justin Tucker** tied K Sebastian Janikowski (58) for the second most in NFL history.
- Three Ravens tallied double-digit tackles: **LB Roquan Smith** (13), **LB Patrick Queen** (11) and **CB Brandon Stephens** (11).

Team Statistics

	Colts	Ravens
First Downs	19	20
3rd-Down Eff. (Made/Att/Pct)	8/22/36%	6/16/38%
4th-Down Eff. (Made/Att/Pct)	0/1/0%	0/1/0%
Total Net Yards	327	364
Total Plays	84	72
Yards Per Play	3.9	5.1
Rushes/Net Yards	35/139	37/186
Net Passing	188	178
Pass Attempts/Completions	44/27	31/22
Had Intercepted	0	0
Sacked/Yards Lost	5/39	4/24
Punts/Average	7/46.4	7/47.0
Penalties/Yards	6/31	1/5
Fumbles/Lost	1/0	4/2
Possession Time	36:33	32:18



Baltimore Ravens	7	14	0	7	—	28
Cleveland Browns	3	0	0	0	—	3

SCORING DRIVES						
TEAM	QTR	TIME	SCORING PLAY	BAL	CLE	
Ravens	1	06:38	L.Jackson 10 yd. run (J.Tucker kick) (1-10, 0:04)	7	0	
Browns	1	02:21	D.Hopkins 53 yd. Field Goal (8-40, 4:17)	7	3	
Ravens	2	04:18	L.Jackson 2 yd. run (J.Tucker kick) (8-93, 4:24)	14	3	
Ravens	2	00:11	M.Andrews 7 yd. pass from L.Jackson (J.Tucker kick) (10-74, 2:34)	21	3	
Ravens	4	05:56	M.Andrews 18 yd. pass from L.Jackson (J.Tucker kick) (6-38, 3:40)	28	3	

CLEVELAND BROWNS (HEAD COACH: KEVIN STEFANSKI)											
OFFENSE						DEFENSE					
WR	2	A. Cooper	DE	95	M. Garrett	WR	8	E. Moore	DT	96	J. Elliott
WR	8	E. Moore	DT	96	J. Elliott	LT	71	J. Willis Jr.	DT	94	D. Tomlinson
LT	71	J. Willis Jr.	DE	99	Z. Smith	LG	75	J. Bitonio	LB	6	J. Owusu-Koramoah
LG	75	J. Bitonio	LB	6	J. Owusu-Koramoah	C	55	E. Pocic	LB	5	A. Walker Jr.
C	55	E. Pocic	LB	5	A. Walker Jr.	RG	77	W. Teller	CB	0	G. Newsome II
RG	77	W. Teller	CB	0	G. Newsome II	RT	79	D. Jones	CB	21	D. Ward
RT	79	D. Jones	CB	21	D. Ward	TE	85	D. Njoku	S	22	G. Deljit
TE	85	D. Njoku	S	22	G. Deljit	QB	17	D. Thompson-Robinson	S	1	J. Thornhill
WR	11	D. Peoples-Jones	DB	26	R. McLeod Jr.	RB	34	J. Ford	DB	41	D. Worley
QB	17	D. Thompson-Robinson									
RB	34	J. Ford									

BALTIMORE RAVENS (HEAD COACH: JOHN HARBAUGH)											
OFFENSE						DEFENSE					
WR	15	N. Agholor	DT	92	J. Madubuike	WR	13	D. Duvernay	NT	58	M. Pierce
WR	13	D. Duvernay	NT	58	M. Pierce	WR	4	Z. Flowers	OLB	95	T. Robinson
WR	4	Z. Flowers	OLB	95	T. Robinson	LT	65	P. Mekari	MLB	0	R. Smith
LT	65	P. Mekari	MLB	0	R. Smith	LG	76	J. Simpson	WLB	6	P. Queen
LG	76	J. Simpson	WLB	6	P. Queen	C	64	T. Linderbaum	OLB	48	J. Moon
C	64	T. Linderbaum	OLB	48	J. Moon	RG	70	K. Zeitler	CB	28	R. Darby
RG	70	K. Zeitler	CB	28	R. Darby	RT	78	M. Moses	SS	14	K. Hamilton
RT	78	M. Moses	SS	14	K. Hamilton	QB	8	L. Jackson	FS	26	G. Stone
QB	8	L. Jackson	FS	26	G. Stone	RB	35	G. Edwards	CB	21	B. Stephens
RB	35	G. Edwards	CB	21	B. Stephens	FB	42	P. Ricard	DB	41	D. Worley
FB	42	P. Ricard	DB	41	D. Worley						

OFFICIALS: Referee: Brad Allen (122), Umpire: Duane Heydt (42), Down Judge: Sarah Thomas (53), Field Judge: Rick Patterson (15), Side Judge: Boris Cheek (41), Back Judge: Greg Yette (38), Replay Assistant: Kirt Shay

BALTIMORE RAVENS						
PASSING	ATT	CP	YDS	SK/YD	TD	LG
Lamar Jackson	19	15	186	3/21	2	43
TOTAL	19	15	186	3/21	2	43
RUSHING	ATT	YDS	AVG	LG	TD	
Gus Edwards	15	48	3.2	16	0	
Justice Hill	3	33	11.0	15	0	
Lamar Jackson	9	27	3.0	10t	2	
Melvin Gordon III	3	21	7.0	22	0	
Tyler Huntley	2	8	4.0	6	0	
Zay Flowers	1	-6	-6.0	-6	0	
TOTAL	33	131	4.0	22	2	
RECEIVING	NO	YDS	AVG	LG	TD	
Mark Andrews	5	80	16.0	36	2	
Zay Flowers	3	56	18.7	43	0	
Devin Duvernay	2	8	4.0	10	0	
Gus Edwards	2	1	0.5	7	0	
Melvin Gordon III	1	23	23.0	23	0	
Patrick Ricard	1	14	14.0	14	0	
Nelson Agholor	1	4	4.0	4	0	
TOTAL	15	186	12.4	43	2	
TOP DEFENSE	TOT	SOLO	AST	SCK	YDS	INT
Roquan Smith	10	6	4	0.0	0.0	0
Kyle Hamilton	5	5	0	0.0	0.0	1
Patrick Queen	5	4	1	1.0	11.0	0

FIELD GOALS	FGM/FGA	PERCENT	RESULTS
No Field Goals			

GAME HIGHLIGHTS

- John Harbaugh reached 150 regular season wins in his career, surpassing Hall of Famer Bill Cowher for the 24th most by a head coach in NFL history.
- Baltimore's offense totaled 296 yards (131 rushing & 165 passing) and 28 points scored, while reaching the end zone on all 4 red zone trips. The Ravens' defense allowed 166 total yards (93 rushing and 73 passing), marking its fewest since 12/2/18 at Atl. (131). Baltimore's 73 passing yards allowed mark its fewest since 1/3/21 at Cin. (48).
- Adding 3 INTs (1 each by **DB Brandon Stephens**, **S Geno Stone** and **S Kyle Hamilton**), the Ravens recorded their sixth-ever defensive performance permitting less than 200 total yards and tallying at least 3 INTs. For Stephens and Hamilton, it marked the first INTs of their respective careers.
- QB Lamar Jackson** completed 15-of-19 passes for 186 yards and 2 TDs (142.5 rating), while adding 2 rushing TDs and 27 rushing yards on 9 attempts. It marked his first-career game with at least 2 passing TDs and 2 rushing TDs.
- TE Mark Andrews** posted a team-high 5 receptions, 80 receiving yards and 2 TD grabs. Andrews' 9 receiving TDs against the Browns are the most by any Raven against a single opponent in franchise history.

CLEVELAND BROWNS						
PASSING	ATT	CP	YDS	SK/YD	TD	LG
Dorian Thompson-Robinson	36	19	121	4/48	0	16
TOTAL	36	19	121	4/48	0	16
RUSHING	ATT	YDS	AVG	LG	TD	
Pierre Strong Jr.	5	49	9.8	40	0	
Jerome Ford	9	26	2.9	10	0	
Dorian Thompson-Robinson	4	24	6.0	12	0	
Kareem Hunt	5	12	2.4	6	0	
Harrison Bryant	1	2	2.0	2	0	
Elijah Moore	1	-20	-20.0	-20	0	
TOTAL	25	93	3.7	40	0	
RECEIVING	NO	YDS	AVG	LG	TD	
David Njoku	6	46	7.7	15	0	
Jerome Ford	5	19	3.8	8	0	
Elijah Moore	2	20	10.0	13	0	
Amari Cooper	1	16	16.0	16	0	
Donovan Peoples-Jones	1	7	7.0	7	0	
Jordan Akins	1	6	6.0	6	0	
Cedric Tillman	1	5	5.0	5	0	
Harrison Bryant	1	2	2.0	2	0	
Marquise Goodwin	1	0	0.0	0	0	
TOTAL	19	121	6.4	16	0	
TOP DEFENSE	TOT	SOLO	AST	SCK	YDS	INT
Anthony Walker Jr.	8	5	3	0.0	0.0	0
Jeremiah Owusu-Koramoah	7	6	1	0.0	0.0	0
Juan Thornhill	7	4	3	0.0	0.0	0

FIELD GOALS	FGM/FGA	PERCENT	RESULTS
Dustin Hopkins	1-1	100.0	53G
TOTAL	1-1	100.0	

Team Statistics	Ravens	Browns
First Downs	16	13
3rd-Down Eff. (Made/Att/Pct)	4/12/33%	4/16/25%
4th-Down Eff. (Made/Att/Pct)	1/1/100%	1/1/100%
Total Net Yards	296	166
Total Plays	55	65
Yards Per Play	5.4	2.6
Rushes/Net Yards	33/131	25/93
Net Passing	165	73
Pass Attempts/Completions	19/15	36/19
Had Intercepted	0	3
Sacked/Yards Lost	3/21	4/48
Punts/Average	7/47.7	8/46.6
Penalties/Yards	8/92	7/42
Fumbles/Lost	2/1	1/0
Possession Time	29:50	30:10

Baltimore Ravens	7	3	0	0	—	10
Pittsburgh Steelers	0	3	0	14	—	17

SCORING DRIVES						
TEAM	QTR	TIME	SCORING PLAY	BAL	PIT	
Ravens	1	06:15	J.Hill 14 yd. run (J.Tucker kick) (7-59, 2:57)	7	0	
Ravens	2	12:23	J.Tucker 23 yd. Field Goal (15-64, 7:22)	10	0	
Steelers	2	03:16	C.Boswell 43 yd. Field Goal (7-26, 2:15)	10	3	
Steelers	4	11:12	Punt blocked by M.Killebrew out of bounds in end zone for a Safety	10	5	
Steelers	4	07:10	C.Boswell 25 yd. Field Goal (9-49, 4:02)	10	8	
Steelers	4	01:17	G.Pickens 41 yd. pass from K.Pickett (pass failed) (8-80, 2:49)	10	14	
Steelers	4	00:49	C.Boswell 42 yd. Field Goal (4-6, 0:13)	10	17	

PITTSBURGH STEELERS (HEAD COACH: MIKE TOMLIN)											
OFFENSE						DEFENSE					
WR	14	G. Pickens	DE	99	L. Ogunjobi	WR	7	R. Bateman	DT	92	J. Madubuike
LT	77	B. Jones	DT	95	K. Benton	WR	4	Z. Flowers	NT	58	M. Pierce
LG	73	I. Seumalo	NT	57	M. Adams Sr.	LT	79	R. Stanley	DE	96	B. Washington
C	61	M. Cole	LOLB	90	T. Watt	LG	76	J. Simpson	OLB	40	M. Harrison
RG	71	N. Herbig	LILB	55	C. Holcomb	C	64	T. Linderbaum	MLB	0	R. Smith
RT	76	C. Okorafor	RILB	50	E. Roberts	RG	70	K. Zeidler	WLB	6	P. Queen
TE	80	D. Washington	ROLB	56	A. Highsmith	RT	65	P. Mekari	OLB	24	J. Clowney
RB	22	N. Harris	LCB	20	P. Peterson	TE	89	M. Andrews	CB	44	M. Humphrey
QB	8	K. Pickett	FS	39	M. Fitzpatrick	QB	8	L. Jackson	SS	14	K. Hamilton
WR	11	A. Robinson II	SS	31	K. Neal	RB	35	G. Edwards	FS	32	M. Williams
WR	19	C. Austin III	RCB	29	L. Wallace	FB	42	P. Ricard	CB	21	B. Stephens

BALTIMORE RAVENS (HEAD COACH: JOHN HARBAUGH)											
OFFENSE						DEFENSE					
WR	7	R. Bateman	DT	92	J. Madubuike	WR	4	Z. Flowers	NT	58	M. Pierce
WR	4	Z. Flowers	DE	96	B. Washington	LT	79	R. Stanley	DE	96	B. Washington
LT	79	R. Stanley	OLB	40	M. Harrison	LG	76	J. Simpson	OLB	40	M. Harrison
LG	76	J. Simpson	MLB	0	R. Smith	C	64	T. Linderbaum	MLB	0	R. Smith
C	64	T. Linderbaum	WLB	6	P. Queen	RG	70	K. Zeidler	WLB	6	P. Queen
RG	70	K. Zeidler	OLB	24	J. Clowney	RT	65	P. Mekari	OLB	24	J. Clowney
RT	65	P. Mekari	CB	44	M. Humphrey	TE	89	M. Andrews	CB	44	M. Humphrey
TE	89	M. Andrews	SS	14	K. Hamilton	QB	8	L. Jackson	SS	14	K. Hamilton
QB	8	L. Jackson	FS	32	M. Williams	RB	35	G. Edwards	FS	32	M. Williams
RB	35	G. Edwards	CB	21	B. Stephens	FB	42	P. Ricard	CB	21	B. Stephens

OFFICIALS: Referee: Carl Cheffers (51), Umpire: Brandon Cruse (22), Down Judge: Mike Carr (63), Line Judge: Thomas Eaton (70), Field Judge: Nathan Jones (33), Side Judge: Eugene Hall (103), Back Judge: Martin Hankins (144), Replay Official: Kevin Brown, Replay Assistant: Karlton Derrick

BALTIMORE RAVENS							
PASSING	ATT	CP	YDS	SK/YD	TD	LG	INT
Lamar Jackson	38	22	236	4/26	0	30	1
TOTAL	38	22	236	4/26	0	30	1
RUSHING	ATT	YDS	AVG	LG	TD		
Gus Edwards	12	48	4.0	11	0		
Lamar Jackson	6	45	7.5	26	0		
Justice Hill	7	32	4.6	14t	1		
TOTAL	25	125	5.0	26	1		
RECEIVING	NO	YDS	AVG	LG	TD		
Mark Andrews	6	65	10.8	16	0		
Zay Flowers	5	73	14.6	29	0		
Nelson Agholor	4	64	16.0	30	0		
Justice Hill	4	13	3.3	10	0		
Odell Beckham Jr.	2	13	6.5	7	0		
Rashod Bateman	1	8	8.0	8	0		
TOTAL	22	236	10.7	30	0		
TOP DEFENSE	TOT	SOLO	AST	SCK	YDS	INT	
Roquan Smith	11	7	4	0.0	0.0	0	
Patrick Queen	8	2	6	0.5	4.0	0	
Justin Madubuike	5	3	2	0.5	4.0	0	
FIELD GOALS	FGM/FGA	PERCENT	RESULTS				
Justin Tucker	1-1	100.0	23G				
TOTAL	1-1	100.0					

PITTSBURGH STEELERS							
PASSING	ATT	CP	YDS	SK/YD	TD	LG	INT
Kenny Pickett	32	18	224	3/22	1	41t	0
TOTAL	32	18	224	3/22	1	41T	0
RUSHING	ATT	YDS	AVG	LG	TD		
Jaylen Warren	9	40	4.4	16	0		
Najee Harris	14	37	2.6	8	0		
George Pickens	1	16	16.0	16	0		
Kenny Pickett	6	-6	-1.0	2	0		
TOTAL	30	87	2.9	16	0		
RECEIVING	NO	YDS	AVG	LG	TD		
George Pickens	6	130	21.7	41t	1		
Allen Robinson II	5	29	5.8	10	0		
Jaylen Warren	3	39	13.0	23	0		
Connor Heyward	3	23	7.7	12	0		
Najee Harris	1	3	3.0	3	0		
TOTAL	18	224	12.4	41T	1		
TOP DEFENSE	TOT	SOLO	AST	SCK	YDS	INT	
Cole Holcomb	9	8	1	0.0	0.0	0	
Minkah Fitzpatrick	9	7	2	0.0	0.0	0	
Elandon Roberts	8	5	3	0.0	0.0	0	
FIELD GOALS	FGM/FGA	PERCENT	RESULTS				
Chris Boswell	3-3	100.0	43G, 25G, 42G				
TOTAL	3-3	100.0					

GAME HIGHLIGHTS	
<ul style="list-style-type: none">Baltimore is 3-2 after the first five games of the season for the 14th time in franchise history and ninth time since 2008.Twenty-five of the 31 regular season games – including seven consecutive – between Baltimore and Pittsburgh since 2008 have finished as one-score affairs.CB Arthur Maulet and DE Brent Urban each recorded a sack, while DT Justin Madubuike and ILB Patrick Queen split a QB takedown.OLB Jeremiah Moon posted his first-career FF after knocking the ball loose on a fourth-quarter Pittsburgh punt return. CB Kevon Seymour scooped it up, returning the ball 20 yards to the Steelers' 7-yard line.WR Nelson Agholor (64), TE Mark Andrews (65) and WR Zay Flowers (73) each recorded at least 50 receiving yards.S Kyle Hamilton recorded 3 solo tackles and 2 TFL. He became the first DB with at least 4 TFL in each his first two NFL seasons since S Jamal Adams (2017-18).ILB Roquan Smith posted a game-high 11 tackles (7 solo), while adding 1 PD. He's now recorded double-digit tackles in four of the first five games of the season.	

Team Statistics	Ravens	Steelers
First Downs	19	17
3rd-Down Eff. (Made/Att/Pct)	5/14/36%	6/15/40%
4th-Down Eff. (Made/Att/Pct)	0/2/0%	0/0/0%
Total Net Yards	335	289
Total Plays	67	65
Yards Per Play	5.0	4.4
Rushes/Net Yards	25/125	30/87
Net Passing	210	202
Pass Attempts/Completions	38/22	32/18
Had Intercepted	1	0
Sacked/Yards Lost	4/26	3/22
Punts/Average	5/30.8	6/42.8
Penalties/Yards	2/20	3/30
Fumbles/Lost	4/2	1/1
Possession Time	30:14	29:46



GAME 6: RAVENS 24, TITANS 16

Baltimore (4-2) • London (2-4)

Sunday, October 15, 2023 • 2:30 PM BST • Tottenham Hotspur Stadium • London

Sunny Temp: 52° F, Humidity: 44%, Wind: NNW 8 mph • Attendance: 61,011 • Time: 3:09



Baltimore Ravens	6	12	0	6	—	24
Tennessee Titans	3	0	10	3	—	16

SCORING DRIVES

TEAM	QTR	TIME	SCORING PLAY	BAL	TEN
Ravens	1	10:26	J.Tucker 41 yd. Field Goal (8-50, 4:34)	3	0
Titans	1	05:34	N.Folk 26 yd. Field Goal (9-67, 4:52)	3	3
Ravens	1	00:04	J.Tucker 28 yd. Field Goal (10-76, 5:30)	6	3
Ravens	2	10:13	J.Tucker 23 yd. Field Goal (6-12, 3:27)	9	3
Ravens	2	03:28	Z.Flowers 10 yd. pass from L.Jackson (kick blocked) (10-80, 5:11)	15	3
Ravens	2	00:00	J.Tucker 29 yd. Field Goal (1-0, 0:01)	18	3
Titans	3	09:24	N.Folk 27 yd. Field Goal (7-83, 2:31)	18	6
Titans	3	08:24	D.Henry 15 yd. run (N.Folk kick) (1-25, 0:13)	18	13
Ravens	4	12:49	J.Tucker 20 yd. Field Goal (13-54, 6:38)	21	13
Ravens	4	04:16	J.Tucker 36 yd. Field Goal (11-71, 4:39)	24	13
Titans	4	00:38	N.Folk 38 yd. Field Goal (10-55, 3:38)	24	16

TENNESSEE TITANS (HEAD COACH: MIKE VRABEL)

OFFENSE			DEFENSE		
WR	10	D. Hopkins	DE	96	D. Autry
WR	15	N. Westbrook-Ikhine	DT	98	J. Simmons
LT	71	A. Dillard	NT	90	N. Jones
LG	77	P. Skoronski	DE	95	K. Peko
C	55	A. Brewer	OLB	58	H. Landry III
RG	60	D. Brunskill	ILB	2	A. Al-Shaair
RT	66	C. Hubbard	ILB	50	J. Gibbens
TE	88	T. Wesco	CB	0	S. Murphy-Bunting
WR	11	C. Moore	S	37	A. Hooker
QB	17	R. Tannehill	S	31	K. Byard
RB	22	D. Henry	CB	26	K. Fulton

BALTIMORE RAVENS (HEAD COACH: JOHN HARBAUGH)

OFFENSE			DEFENSE		
WR	7	R. Bateman	DT	92	J. Madubuike
WR	4	Z. Flowers	NT	58	M. Pierce
LT	79	R. Stanley	OLB	50	K. Van Noy
LG	76	J. Simpson	MLB	0	R. Smith
C	64	T. Linderbaum	WLB	6	P. Queen
RG	70	K. Zettler	OLB	24	J. Clowney
RT	78	M. Moses	CB	44	M. Humphrey
TE	89	M. Andrews	SS	14	K. Hamilton
QB	8	L. Jackson	FS	32	M. Williams
RB	43	J. Hill	CB	21	B. Stephens
FB	42	P. Ricard	DB	10	A. Maullet

OFFICIALS: Referee: Bill Vinovich (52), Referee: Alex Moore (49), Down Judge: Kent Payne (79), Line Judge: Mark Perlman (9), Field Judge: Joe Blubaugh (57), Side Judge: Jimmy Buchanan (86), Back Judge: Jimmy Russell (82), Replay Official: Mark Butterworth

BALTIMORE RAVENS

PASSING	ATT	CP	YDS	SK/YD	TD	LG	INT	RTG
Lamar Jackson	30	21	223	1/2	1	38	1	88.6
TOTAL	30	21	223	1/2	1	38	1	88.6

RUSHING	ATT	YDS	AVG	LG	TD
Lamar Jackson	13	62	4.8	12	0
Gus Edwards	16	41	2.6	8	0
Justice Hill	8	35	4.4	10	0
Zay Flowers	1	1	1.0	1	0
Mark Andrews	1	0	0.0	0	0
TOTAL	39	139	3.6	12	0

RECEIVING	NO	YDS	AVG	LG	TD
Zay Flowers	6	50	8.3	14	1
Mark Andrews	4	69	17.3	38	0
Justice Hill	3	0	0.0	2	0
Nelson Agholor	2	40	20.0	21	0
Odell Beckham Jr.	2	34	17.0	32	0
Rashod Bateman	2	15	7.5	8	0
Gus Edwards	1	12	12.0	12	0
Patrick Ricard	1	3	3.0	3	0
TOTAL	21	223	10.6	38	1

TOP DEFENSE	TOT	SOLO	AST	SCK	YDS	INT
Patrick Queen	9	7	2	1.0	9.0	0
Roquan Smith	9	4	5	0.0	0.0	0
Justin Madubuike	5	4	1	2.0	15.0	0

FIELD GOALS	FGM/FGA PERCENT	RESULTS
Justin Tucker	6-6 100.0	41G, 28G, 23G, 29G, 20G, 36G
TOTAL	6-6 100.0	

TENNESSEE TITANS

PASSING	ATT	CP	YDS	SK/YD	TD	LG	INT	RTG
Ryan Tannehill	16	8	76	2/16	0	20	1	37.5
Malik Willis	5	4	74	4/30	0	48	0	118.8
TOTAL	21	12	150	6/46	0	48	1	59.6

RUSHING	ATT	YDS	AVG	LG	TD
Derrick Henry	12	97	8.1	63	1
Malik Willis	3	17	5.7	11	0
Tyjae Spears	4	15	3.8	12	0
TOTAL	19	129	6.8	63	1

RECEIVING	NO	YDS	AVG	LG	TD
Nick Westbrook-Ikhine	3	25	8.3	10	0
Chig Okonkwo	2	18	9.0	11	0
Derrick Henry	2	16	8.0	9	0
Tyjae Spears	1	48	48.0	48	0
DeAndre Hopkins	1	20	20.0	20	0
Josh Whyle	1	11	11.0	11	0
Chris Moore	1	6	6.0	6	0
Kyle Philips	1	6	6.0	6	0
TOTAL	12	150	12.5	48	0

TOP DEFENSE	TOT	SOLO	AST	SCK	YDS	INT
Azeez Al-Shaair	15	9	6	0.0	0.0	0
Kevin Byard	10	8	2	0.0	0.0	0
Jack Gibbens	9	6	3	0.0	0.0	0

FIELD GOALS	FGM/FGA PERCENT	RESULTS
Nick Folk	3-3 100.0	26G, 27G, 38G
TOTAL	3-3 100.0	

GAME HIGHLIGHTS

- The Ravens moved the sticks on 8-of-16 (50%) third downs, while the defense permitted just 1 third-down conversion on 9 attempts (11.1%).
- The Ravens racked up a season-high 6 sacks, receiving 2 each from **OLB Jadeveon Clowney** and **DT Justin Madubuike**, with **OLB Kyle Van Noy** and **ILB Patrick Queen** each chipping in with 1 QB takedown.
- K Justin Tucker** finished 6-of-6 on FGAs, connecting from 20, 23, 28, 29, 36 and 41 yards, matching a franchise and personal single-game record he set on 12/16/13 at Det. He became the fifth kicker (also Gary Anderson, Tyler Bass, John Carney and Jeff Wilkins) in NFL history to twice connect on at least 6 FGs in a single game.
- QB Lamar Jackson** completed passes to eight Ravens (**WR Nelson Agholor**, **TE Mark Andrews**, **WR Rashod Bateman**, **WR Odell Beckham Jr.**, **RB Gus Edwards**, **WR Zay Flowers**, **RB Justice Hill** & **FB Patrick Ricard**) and became the second QB in NFL history (Mike Vick – 54) to reach 50 performances with at least 50 rushing yards.
- WR Zay Flowers** tallied a team-high 6 receptions for 50 yards and his first-career TD. He joined Ja'Marr Chase (2021), CeeDee Lamb (2020), and Darnay Scott (1994) as the only WRs since the 1970 merger to record at least 50 scrimmage yards in each of the first six games of a career.

Team Statistics

	Ravens	Titans
First Downs	20	17
3rd-Down Eff. (Made/Att/Pct)	8/16/50%	1/9/11%
4th-Down Eff. (Made/Att/Pct)	0/0/0%	0/0/0%
Total Net Yards	360	233
Total Plays	70	46
Yards Per Play	5.1	5.1
Rushes/Net Yards	39/139	19/129
Net Passing	221	104
Pass Attempts/Completions	30/21	21/12
Had Intercepted	1	1
Sacked/Yards Lost	1/2	6/46
Punts/Average	3/48.7	5/52.6
Penalties/Yards	9/88	6/45
Fumbles/Lost	0/0	1/1
Possession Time	35:42	24:18





GAME 7: LIONS 6, RAVENS 38

Detroit (5-2) • Baltimore (5-2)

Sunday, October 22, 2023 • 1:00 PM EDT • M&T Bank Stadium • Baltimore
Partly cloudy Temp: 62° F, Humidity: 42%, Wind: WNW 16 mph • Attendance: 70,989 • Time: 3:00



Detroit Lions	0	0	0	6	—	6
Baltimore Ravens	14	14	7	3	—	38

SCORING DRIVES

TEAM	QTR	TIME	SCORING PLAY	DET	BAL
Ravens	1	10:37	L.Jackson 7 yd. run (J.Tucker kick) (7-75, 4:23)	0	7
Ravens	1	03:11	N.Agholor 12 yd. pass from L.Jackson (J.Tucker kick) (11-68, 5:46)	0	14
Ravens	2	12:54	M.Andrews 11 yd. pass from L.Jackson (J.Tucker kick) (8-92, 3:57)	0	21
Ravens	2	07:45	G.Edwards 2 yd. run (J.Tucker kick) (6-80, 2:56)	0	28
Ravens	3	07:25	M.Andrews 8 yd. pass from L.Jackson (J.Tucker kick) (4-94, 2:06)	0	35
Lions	4	13:59	J.Gibbs 21 yd. run (pass failed) (8-77, 3:31)	6	35
Ravens	4	09:30	J.Tucker 32 yd. Field Goal (7-29, 4:29)	6	38

DETROIT LIONS (HEAD COACH: DAN CAMPBELL)

OFFENSE			DEFENSE		
WR	9	J. Williams	DL	79	J. Cominsky
WR	14	A. St. Brown	DL	54	A. McNeill
LT	68	T. Decker	DL	94	B. Jones
LG	60	G. Glasgow	DL	97	A. Hutchinson
C	77	F. Ragnow	LB	55	D. Barnes
RG	72	H. Vaitai	LB	46	J. Campbell
RT	58	P. Sewell	LB	34	A. Anzalone
TE	89	B. Wright	CB	1	C. Sutton
QB	16	J. Goff	CB	25	W. Harris
RB	26	J. Gibbs	S	21	T. Walker
			S	31	K. Joseph

BALTIMORE RAVENS (HEAD COACH: JOHN HARBAUGH)

OFFENSE			DEFENSE		
WR	3	O. Beckham Jr.	DT	92	J. Madubuike
WR	4	Z. Flowers	NT	58	M. Pierce
LT	79	R. Stanley	DE	96	B. Washington
LG	76	J. Simpson	OLB	40	M. Harrison
C	64	T. Linderbaum	MLB	0	R. Smith
RG	70	K. Zeitler	WLB	6	P. Queen
RT	78	M. Moses	OLB	24	J. Clowney
TE	89	M. Andrews	CB	44	M. Humphrey
TE	80	I. Likely	SS	14	K. Hamilton
QB	8	L. Jackson	FS	26	G. Stone
RB	43	J. Hill	CB	21	B. Stephens

OFFICIALS: Referee: Brad Rogers (126), Umpire: Ramon George (128), Down Judge: Kent Payne (79), Line Judge: Kevin Codey (16), Field Judge: Aaron Santi (50), Side Judge: Anthony Jeffries (36), Back Judge: Tyree Walton (2), **Replay Official:** Durwood Manley, **Replay Assistant:** Chad Wakefield

DETROIT LIONS

PASSING	ATT	CP	YDS	SK/YD	TD	LG	INT	RTG
Jared Goff	53	33	284	5/31	0	22	1	68.4
TOTAL	53	33	284	5/31	0	22	1	68.4

RUSHING	ATT	YDS	AVG	LG	TD
Jahmyr Gibbs	11	68	6.2	21t	1
Craig Reynolds	3	16	5.3	12	0
TOTAL	14	84	6.0	21T	1

RECEIVING	NO	YDS	AVG	LG	TD
Amon-Ra St. Brown	13	102	7.8	15	0
Jahmyr Gibbs	9	58	6.4	21	0
Sam LaPorta	6	52	8.7	13	0
Josh Reynolds	2	43	21.5	22	0
Kalif Raymond	2	20	10.0	11	0
Craig Reynolds	1	9	9.0	9	0
TOTAL	33	284	8.6	22	0

TOP DEFENSE	TOT	SOLO	AST	SCK	YDS	INT
Kerby Joseph	10	9	1	0.0	0.0	0
Tracy Walker	7	5	2	0.0	0.0	0
Alex Anzalone	6	3	3	0.0	0.0	0

FIELD GOALS	FGM/FGA	PERCENT	RESULTS
	No Field Goals		

BALTIMORE RAVENS

PASSING	ATT	CP	YDS	SK/YD	TD	LG	INT	RTG
Lamar Jackson	27	21	357	0/0	3	80	0	155.8
Tyler Huntley	1	0	0	0/0	0	0	0	39.6
TOTAL	28	21	357	0/0	3	80	0	152.4

RUSHING	ATT	YDS	AVG	LG	TD
Gus Edwards	14	64	4.6	20	1
Justice Hill	4	46	11.5	27	0
Lamar Jackson	9	36	4.0	10	1
TOTAL	27	146	5.4	27	2

RECEIVING	NO	YDS	AVG	LG	TD
Odell Beckham Jr.	5	49	9.8	20	0
Zay Flowers	4	75	18.8	46	0
Mark Andrews	4	63	15.8	22	2
Rashod Bateman	2	36	18.0	20	0
Patrick Ricard	2	31	15.5	28	0
Gus Edwards	1	80	80.0	80	0
Nelson Agholor	1	12	12.0	12t	1
Keaton Mitchell	1	9	9.0	9	0
Justice Hill	1	2	2.0	2	0
TOTAL	21	357	17.0	80	3

TOP DEFENSE	TOT	SOLO	AST	SCK	YDS	INT
Roquan Smith	8	5	3	0.0	0.0	0
Kyle Hamilton	7	6	1	0.0	0.0	0
Arthur Maulet	7	6	1	1.0	9.0	0

FIELD GOALS	FGM/FGA	PERCENT	RESULTS
Justin Tucker	1-1	100.0	32G
TOTAL	1-1	100.0	

GAME HIGHLIGHTS

- Baltimore recorded 503 total yards, a franchise-record 10 plays of at least 20 yards and scored a TD on 5 of its 6 red zone possessions.
- Baltimore totaled 5 sacks in the victory, receiving 2 from **OLB Kyle Van Noy** and 1 each from **CB Arthur Maulet**, **DT Justin Madubuike** and **OLB Odafe Oweh**.
- Baltimore's 29 sacks through seven games mark the most in franchise history.
- QB Lamar Jackson** completed 21-of-27 passes for 357 yards and 3 TDs, while adding 9 carries for 36 yards and 1 TD, en route to earning his 50th-career victory as the starter.
- Jackson recorded his 50th regular season win in his 68th-career start, marking the fifth-fewest starts by a QB to reach 50 regular season wins in the Super Bowl era. Only Pro Football Hall of Famer Ken Stabler (62 starts), Patrick Mahomes (63), Tom Brady (65) and Pro Football Hall of Famer Roger Staubach (67) reached the mark in fewer starts.
- TE Mark Andrews** recorded his ninth multi-TD receiving game, tying TE Todd Heap (nine) for the most such performances by any player in Ravens history.
- RB Gus Edwards** posted 64 rushing yards and 1 TD on 14 carries (4.6 avg.), while adding a career-long 80-yard reception. His 144 scrimmage yards marked a career high.
- Edwards' 80-yard reception marks the longest reception by a RB in franchise history.

Team Statistics

	Lions	Ravens
First Downs	18	23
3rd-Down Eff. (Made/Att/Pct)	5/16/31%	4/8/50%
4th-Down Eff. (Made/Att/Pct)	2/6/33%	1/1/100%
Total Net Yards	337	503
Total Plays	72	55
Yards Per Play	4.7	9.1
Rushes/Net Yards	14/84	27/146
Net Passing	253	357
Pass Attempts/Completions	53/33	28/21
Had Intercepted	1	0
Sacked/Yards Lost	5/31	0/0
Punts/Average	4/46.0	2/56.0
Penalties/Yards	5/57	4/45
Fumbles/Lost	2/0	1/1
Possession Time	29:38	30:22



GAME 8: RAVENS 31, CARDINALS 24

Baltimore (6-2) • Arizona (1-7)

Sunday, October 29, 2023 • 4:25 PM EDT • State Farm Stadium • Arizona

Indoors • Attendance: 63,064 • Time: 3:10



Baltimore Ravens	7	7	7	10	—	31
Arizona Cardinals	7	0	0	17	—	24

SCORING DRIVES

TEAM	QTR	TIME	SCORING PLAY	BAL	ARI
Cardinals	1	08:05	J.Dobbs 1 yd. run (M.Prater kick) (12-75, 6:55)	0	7
Ravens	1	02:38	M.Andrews 5 yd. pass from L.Jackson (J.Tucker kick) (10-75, 5:27)	7	7
Ravens	2	00:20	G.Edwards 1 yd. run (J.Tucker kick) (6-43, 1:32)	14	7
Ravens	3	00:40	G.Edwards 7 yd. run (J.Tucker kick) (3-23, 1:05)	21	7
Ravens	4	09:27	J.Tucker 48 yd. Field Goal (8-37, 4:49)	24	7
Cardinals	4	06:32	T.McBride 17 yd. pass from J.Dobbs (J.Dobbs run) (9-75, 2:55)	24	15
Ravens	4	02:51	G.Edwards 1 yd. run (J.Tucker kick) (9-75, 3:41)	31	15
Cardinals	4	01:14	M.Brown 1 yd. pass from J.Dobbs (pass failed) (10-75, 1:37)	31	21
Cardinals	4	00:26	M.Prater 47 yd. Field Goal (5-21, 0:48)	31	24

ARIZONA CARDINALS (HEAD COACH: JONATHAN GANNON)

OFFENSE				DEFENSE			
WR	14	M. Wilson	DE	55	D. Stills		
WR	2	M. Brown	NT	95	L. Fotu		
WR	4	R. Moore	DE	93	J. Ledbetter		
LT	74	D. Humphries	OLB	45	D. Gardeck		
LG	63	T. Colon	ILB	7	K. White		
C	72	H. Froholdt	OLB	25	Z. Collins		
RG	76	W. Hernandez	CB	20	M. Wilson		
RT	70	P. Johnson Jr.	CB	33	A. Hamilton Sr.		
TE	85	T. McBride	S	3	B. Baker		
QB	9	J. Dobbs	S	34	J. Thompson		
RB	31	E. Demercado	DB	21	G. Williams		

BALTIMORE RAVENS (HEAD COACH: JOHN HARBAUGH)

OFFENSE				DEFENSE			
WR	3	O. Beckham Jr.	DT	92	J. Madubuike		
WR	4	Z. Flowers	NT	58	M. Pierce		
LT	79	R. Stanley	OLB	99	O. Oweh		
LG	76	J. Simpson	MLB	0	R. Smith		
C	64	T. Linderbaum	WLB	6	P. Queen		
RG	70	K. Zettler	OLB	24	J. Clowney		
RT	78	M. Moses	CB	44	M. Humphrey		
TE	89	M. Andrews	SS	14	K. Hamilton		
TE	80	I. Likely	FS	26	G. Stone		
QB	8	L. Jackson	CB	21	B. Stephens		
RB	43	J. Hill	DB	10	A. Maulet		

OFFICIALS: Referee: Tra Blake (3), Umpire: Tony Michalek (115), Down Judge: Patrick Turner (13), Line Judge: Daniel Gallagher (85), Field Judge: Tom Hill (97), Side Judge: Don Willard (58), Back Judge: Todd Prukop (30), Replay Official: Andrew Lambert

BALTIMORE RAVENS

PASSING	ATT	CP	YDS	SK/YD	TD	LG	INT	RTG
Lamar Jackson	27	18	157	4/19	1	29	0	94.2
TOTAL	27	18	157	4/19	1	29	0	94.2

RUSHING	ATT	YDS	AVG	LG	TD
Gus Edwards	19	80	4.2	10	3
Rashod Bateman	1	18	18.0	18	0
Lamar Jackson	5	17	3.4	13	0
Justice Hill	4	15	3.8	7	0
TOTAL	29	130	4.5	18	3

RECEIVING	NO	YDS	AVG	LG	TD
Zay Flowers	5	19	3.8	8	0
Mark Andrews	4	40	10.0	13	1
Justice Hill	4	40	10.0	24	0
Rashod Bateman	2	34	17.0	29	0
Gus Edwards	2	14	7.0	9	0
Isaiah Likely	1	10	10.0	10	0
TOTAL	18	157	8.7	29	1

TOP DEFENSE	TOT	SOLO	AST	SCK	YDS	INT
Patrick Queen	11	9	2	0.0	0.0	0
Roquan Smith	11	8	3	0.0	0.0	0
Kyle Hamilton	10	9	1	0.0	0.0	0

FIELD GOALS	FGM/FGA	PERCENT	RESULTS
Justin Tucker	1-2	50.0	53LU, 48G
TOTAL	1-2	50.0	

ARIZONA CARDINALS

PASSING	ATT	CP	YDS	SK/YD	TD	LG	INT	RTG
Joshua Dobbs	37	25	208	2/27	2	29	2	77.3
TOTAL	37	25	208	2/27	2	29	2	77.3

RUSHING	ATT	YDS	AVG	LG	TD
Emari Demercado	20	78	3.9	13	0
Joshua Dobbs	6	26	4.3	13	1
Rondale Moore	2	11	5.5	6	0
Keaontay Ingram	2	9	4.5	14	0
Damien Williams	2	5	2.5	7	0
TOTAL	32	129	4.0	14	1

RECEIVING	NO	YDS	AVG	LG	TD
Trey McBride	10	95	9.5	22	1
Marquise Brown	6	33	5.5	9	1
Michael Wilson	4	58	14.5	29	0
Rondale Moore	2	10	5.0	6	0
Keaontay Ingram	1	7	7.0	7	0
Damien Williams	1	4	4.0	4	0
Emari Demercado	1	1	1.0	1	0
TOTAL	25	208	8.3	29	2

TOP DEFENSE	TOT	SOLO	AST	SCK	YDS	INT
Kyzir White	9	7	2	0.0	0.0	0
Budda Baker	6	5	1	0.0	0.0	0
Jalen Thompson	6	4	2	0.0	0.0	0

FIELD GOALS	FGM/FGA	PERCENT	RESULTS
Matt Prater	1-1	100.0	47G
TOTAL	1-1	100.0	

GAME HIGHLIGHTS

- Baltimore improved to 6-2 for the eighth time in franchise history (also 2019-21, 2010-12 and 2006) and seventh time under head coach John Harbaugh.
- RB Gus Edwards** registered team highs in carries (19), rushing yards (80) and rushing TDs (3), steering a Ravens offense that finished 4-of-4 in the red zone and eclipsed 100 rushing yards for the 24th-straight game. It marked Edwards' first-career game with 3 rushing TDs and the sixth-ever such performance by any Raven in franchise history. He became the first undrafted Raven to accomplish this feat.
- NT Michael Pierce** totaled 5 tackles (4 solo), 1 sack-fumble and 1 PD, while making 2 critical fourth-down stops (1 run stuff & 1 PD). Pierce became the first Ravens D-lineman with at least 5 tackles, 1 sack, 1 FF and 1 PD in a single game since at least 2000.
- S Geno Stone** and **DB Brandon Stephens** each recorded 1 INT. For Stone, it marked his third-straight outing with an INT and his fourth pick in the last five games. He became the first Raven since CB Cary Williams (in 2012) to register an INT in three consecutive games, while also matching S Ed Reed's franchise mark of 5 INTs through the Ravens' first eight games of a season (2007).
- TE Mark Andrews** posted 4 receptions for 40 yards and 1 TD. He recorded his 40th-career TD grab, becoming the fourth TE since the 1970 merger to reach that figure in the first six years of a career (also Antonio Gates, Jimmy Graham & Rob Gronkowski).
- S Kyle Hamilton** tallied a career-high 10 tackles (9 solo), while adding 1 TFL and 1 PD.

Team Statistics

	Ravens	Cardinals
First Downs	21	22
3rd-Down Eff. (Made/Att/Pct)	4/11/36%	5/12/42%
4th-Down Eff. (Made/Att/Pct)	0/0/0%	0/2/0%
Total Net Yards	268	310
Total Plays	60	71
Yards Per Play	4.5	4.4
Rushes/Net Yards	29/130	32/129
Net Passing	138	181
Pass Attempts/Completions	27/18	37/25
Had Intercepted	0	2
Sacked/Yards Lost	4/19	2/27
Punts/Average	5/48.4	4/51.8
Penalties/Yards	6/45	6/70
Fumbles/Lost	1/0	1/0
Possession Time	29:39	30:21



GAME 9: SEAHAWKS 3, RAVENS 37

Seattle (5-3) • Baltimore (7-2)

Sunday, November 5, 2023 • 1:00 PM EST • M&T Bank Stadium • Baltimore

Clear Temp: 69° F, Humidity: 32%, Wind: WNW 6 mph • Attendance: 70,753 • Time: 2:58



Seattle Seahawks	0	3	0	0	—	3
Baltimore Ravens	0	17	13	7	—	37

SCORING DRIVES

TEAM	QTR	TIME	SCORING PLAY	SEA	BAL
Ravens	2	13:06	G.Edwards 4 yd. run (J.Tucker kick) (12-81, 5:35)	0	7
Ravens	2	02:39	G.Edwards 3 yd. run (J.Tucker kick) (10-84, 5:48)	0	14
Seahawks	2	00:59	J.Myers 33 yd. Field Goal (7-60, 1:40)	3	14
Ravens	2	00:04	J.Tucker 37 yd. Field Goal (5-17, 0:29)	3	17
Ravens	3	12:44	J.Tucker 45 yd. Field Goal (5-49, 2:16)	3	20
Ravens	3	03:28	J.Tucker 31 yd. Field Goal (13-48, 7:48)	3	23
Ravens	3	00:29	K.Mitchell 40 yd. run (J.Tucker kick) (3-60, 1:23)	3	30
Ravens	4	08:14	O.Beckham 6 yd. pass from T.Huntley (J.Tucker kick) (8-78, 3:56)	3	37

SEATTLE SEAHAWKS (HEAD COACH: PETE CARROLL)

OFFENSE			DEFENSE		
WR	14	D. Metcalf	OLB	52	D. Taylor
LT	67	C. Cross	DE	99	L. Williams
LG	68	D. Lewis	NT	90	J. Reed
C	63	E. Brown	DE	55	D. Jones
RG	60	P. Haynes	OLB	53	B. Mafe
RT	78	S. Forsythe	ILB	54	B. Wagner
TE	89	W. Dissly	ILB	56	J. Brooks
TE	87	N. Fant	LCB	21	D. Witherspoon
WR	16	T. Lockett	RCB	27	R. Woolen
QB	7	G. Smith	S	6	Q. Diggs
RB	9	K. Walker III	S	33	J. Adams

BALTIMORE RAVENS (HEAD COACH: JOHN HARBAUGH)

OFFENSE			DEFENSE		
WR	7	R. Bateman	DT	92	J. Madubuike
WR	4	Z. Flowers	NT	58	M. Pierce
LT	79	R. Stanley	DE	96	B. Washington
LG	76	J. Simpson	OLB	40	M. Harrison
C	64	T. Linderbaum	MLB	0	R. Smith
RG	70	K. Zeitler	WLB	6	P. Queen
RT	65	P. Mekari	OLB	24	J. Clowney
TE	89	M. Andrews	CB	44	M. Humphrey
QB	8	L. Jackson	SS	14	K. Hamilton
RB	35	G. Edwards	FS	26	G. Stone
FB	42	P. Ricard	CB	21	B. Stephens

OFFICIALS: Referee: Shawn Hochuli (83), Umpire: Terry Killens Jr. (77), Down Judge: Patrick Holt (106), Line Judge: Tim Podraza (47), Back Judge: Rich Martinez (39), Field Judge: Jason Ledet (72), Side Judge: Chad Hill (125), Replay Official: Tyler Cerimeli

SEATTLE SEAHAWKS

PASSING	ATT	CP	YDS	SK/YD	TD	LG	INT	RTG
Geno Smith	28	13	157	4/34	0	50	1	49.3
TOTAL	28	13	157	4/34	0	50	1	49.3

RUSHING	ATT	YDS	AVG	LG	TD
Kenneth Walker III	9	16	1.8	6	0
Zach Charbonnet	4	8	2.0	4	0
Geno Smith	2	4	2.0	5	0
TOTAL	15	28	1.9	6	0

RECEIVING	NO	YDS	AVG	LG	TD
Jaxon Smith-Njigba	6	63	10.5	35	0
Tyler Lockett	3	32	10.7	18	0
DK Metcalf	1	50	50.0	50	0
Colby Parkinson	1	6	6.0	6	0
Zach Charbonnet	1	5	5.0	5	0
Kenneth Walker III	1	1	1.0	1	0
TOTAL	13	157	12.1	50	0

TOP DEFENSE	TOT	SOLO	AST	SCK	YDS	INT
Jordyn Brooks	11	9	2	0.0	0.0	0
Bobby Wagner	9	6	3	0.0	0.0	0
Riq Woolen	6	6	0	0.0	0.0	0

FIELD GOALS	FGM/FGA	PERCENT	RESULTS
Jason Myers	1-1	100.0	33G
TOTAL	1-1	100.0	

BALTIMORE RAVENS

PASSING	ATT	CP	YDS	SK/YD	TD	LG	INT	RTG
Lamar Jackson	26	21	187	1/8	0	17	0	96.6
Tyler Huntley	7	5	38	0/0	1	13	0	123.8
TOTAL	33	26	225	1/8	1	17	0	105.2

RUSHING	ATT	YDS	AVG	LG	TD
Keaton Mitchell	9	138	15.3	60	1
Lamar Jackson	10	60	6.0	23	0
Gus Edwards	5	52	10.4	42	2
Justice Hill	13	40	3.1	9	0
Tyler Huntley	4	8	2.0	8	0
TOTAL	41	298	7.3	60	3

RECEIVING	NO	YDS	AVG	LG	TD
Mark Andrews	9	80	8.9	16	0
Odell Beckham Jr.	5	56	11.2	15	1
Isaiah Likely	4	42	10.5	17	0
Rashod Bateman	3	28	9.3	15	0
Devin Duvernay	2	10	5.0	7	0
Zay Flowers	1	11	11.0	11	0
Nelson Agholor	1	2	2.0	2	0
Keaton Mitchell	1	-4	-4.0	-4	0
TOTAL	26	225	8.7	17	1

TOP DEFENSE	TOT	SOLO	AST	SCK	YDS	INT
Patrick Queen	6	5	1	0.0	0.0	0
Roquan Smith	5	3	2	0.0	0.0	0
Justin Madubuike	4	4	0	1.0	7.0	0

FIELD GOALS	FGM/FGA	PERCENT	RESULTS
Justin Tucker	3-3	100.0	37G, 45G, 31G
TOTAL	3-3	100.0	

GAME HIGHLIGHTS

- Baltimore's defense permitted 0 TDs, a season-low 151 total yards (123 passing & 28 rushing) and just 6 first downs, holding Seattle to 1-of-12 (8.3%) on third down. The 6 first downs allowed tie for the second fewest in Ravens franchise history.
- Baltimore registered season highs in total yards (515), rushing yards (298) and first downs (29). The Ravens' 515 yards are the seventh most in franchise history, while the 298 rushing yards rank as the fourth most.
- Undrafted rookie free agent **RB Keaton Mitchell** rushed for a game-high 138 yards and 1 TD on 9 carries (15.3 avg.). His 138 rushing yards are the most in a game by an undrafted Ravens rookie. **RB Gus Edwards** posted his third-straight game with at least 1 rushing TD and his second-straight game with multiple.
- On his 31st birthday, **WR Odell Beckham Jr.** recorded a season-high 5 catches for 56 yards and his first TD reception as a Raven.
- With 1 sack, **DT Justin Madubuike** set a new Ravens record for the longest streak of consecutive games (six) with at least a half-sack. **OLB Kyle Van Noy** recorded 2 sacks, including 1 sack-fumble, on back-to-back plays late in the second quarter.
- S Geno Stone** notched an INT for the fourth game in a row, marking the second-longest streak in franchise history. His 6 picks are the most by a Raven through nine games.

Team Statistics

	Seahawks	Ravens
First Downs	6	29
3rd-Down Eff. (Made/Att/Pct)	1/12/8%	6/13/46%
4th-Down Eff. (Made/Att/Pct)	0/1/0%	1/2/50%
Total Net Yards	151	515
Total Plays	47	75
Yards Per Play	3.2	6.9
Rushes/Net Yards	15/28	41/298
Net Passing	123	217
Pass Attempts/Completions	28/13	33/26
Had Intercepted	1	0
Sacked/Yards Lost	4/34	1/8
Punts/Average	7/45.7	2/56.5
Penalties/Yards	5/29	3/11
Fumbles/Lost	1/1	3/2
Possession Time	19:56	40:04





GAME 10: BROWNS 33, RAVENS 31

Cleveland (6-3) • Baltimore (7-3)

Sunday, November 12, 2023 • 1:00 PM EST • M&T Bank Stadium • Baltimore

Clear Temp: 49° F, Humidity: 46%, Wind: N 4 mph • Attendance: 70,424 • Time: 3:22



Cleveland Browns	3	6	8	16	—	33
Baltimore Ravens	17	0	7	7	—	31

SCORING DRIVES

TEAM	QTR	TIME	SCORING PLAY	CLE	BAL
Ravens	1	14:20	K.Hamilton 18 yd. interception return (J.Tucker kick)	0	7
Ravens	1	10:13	K.Mitchell 39 yd. run (J.Tucker kick) (5-79, 2:38)	0	14
Browns	1	07:27	D.Hopkins 36 yd. Field Goal (10-49, 2:46)	3	14
Ravens	1	03:29	J.Tucker 37 yd. Field Goal (8-56, 3:58)	3	17
Browns	2	07:30	D.Hopkins 28 yd. Field Goal (12-70, 7:16)	6	17
Browns	2	01:02	D.Hopkins 23 yd. Field Goal (6-33, 1:12)	9	17
Ravens	3	12:29	O.Beckham 40 yd. pass from L.Jackson (J.Tucker kick) (6-78, 2:31)	9	24
Browns	3	02:20	K.Hunt 3 yd. run (D.Watson run) (17-75,10:09)	17	24
Ravens	4	11:34	G.Edwards 1 yd. run (J.Tucker kick) (7-12, 3:17)	17	31
Browns	4	08:57	E.Moore 10 yd. pass from D.Watson (D.Hopkins kick) (6-75, 2:37)	24	31
Browns	4	08:16	G.Newsome 34 yd. interception return (kick failed, wl)	30	31
Browns	4	00:00	D.Hopkins 40 yd. Field Goal (12-58, 4:55)	33	31

CLEVELAND BROWNS (HEAD COACH: KEVIN STEFANSKI)

OFFENSE				DEFENSE			
WR	2	A. Cooper	DE	95	M. Garrett		
LT	64	G. Christian	DT	96	J. Elliott		
LG	75	J. Bitonio	DT	94	D. Tomlinson		
C	55	E. Pocic	DE	99	D. Smith		
RG	77	W. Teller	LB	5	A. Walker Jr.		
RT	66	J. Hudson III	LB	6	J. Owusu-Koramoah		
TE	85	D. Njoku	LB	44	S. Takitaki		
TE	88	H. Bryant	CB	21	D. Ward		
TE	84	J. Akins	CB	23	M. Emerson Jr.		
QB	4	D. Watson	S	22	G. Delpit		
RB	34	J. Ford	S	1	J. Thornhill		

BALTIMORE RAVENS (HEAD COACH: JOHN HARBAUGH)

OFFENSE				DEFENSE			
WR	7	R. Bateman	DT	92	J. Madubuike		
WR	4	Z. Flowers	NT	58	M. Pierce		
LT	79	R. Stanley	DE	96	B. Washington		
LG	76	J. Simpson	OLB	40	M. Harrison		
C	64	T. Linderbaum	MLB	0	R. Smith		
RG	70	K. Zeitler	WLB	6	P. Queen		
RT	65	P. Mekari	OLB	24	J. Clowney		
TE	89	M. Andrews	CB	44	M. Humphrey		
QB	8	L. Jackson	SS	14	K. Hamilton		
RB	35	G. Edwards	FS	32	M. Williams		
FB	42	P. Ricard	CB	21	B. Stephens		

OFFICIALS: Referee: Land Clark (130), **Umpire:** Paul King (121), **Down Judge:** Tom Stephan (68), **Line Judge:** Brian Bolinger (40), **Field Judge:** Jabir Walker (26), **Side Judge:** Dominique Pender (114), **Back Judge:** Brad Freeman (88), **Replay Official:** Bob Hubbell, **Replay Assistant:** Jim Van Geffen

CLEVELAND BROWNS

PASSING	ATT	CP	YDS	SK/YD	TD	LG	INT	RTG
Deshaun Watson	34	20	213	4/18	1	28	1	74.8
P.J. Walker	1	0	0	0/0	0	0	0	39.6
TOTAL	35	20	213	4/18	1	28	1	72.7

RUSHING	ATT	YDS	AVG	LG	TD
Jerome Ford	17	107	6.3	28	0
Deshaun Watson	8	37	4.6	16	0
Kareem Hunt	10	32	3.2	13	1
Harrison Bryant	1	2	2.0	2	0
TOTAL	36	178	4.9	28	1

RECEIVING	NO	YDS	AVG	LG	TD
Amari Cooper	6	98	16.3	28	0
David Njoku	6	58	9.7	23	0
Elijah Moore	5	44	8.8	19	1
Jordan Akins	1	8	8.0	8	0
Harrison Bryant	1	3	3.0	3	0
Jerome Ford	1	2	2.0	2	0
TOTAL	20	213	10.7	28	1

TOP DEFENSE	TOT	SOLO	AST	SCK	YDS	INT
Martin Emerson Jr.	8	6	2	0.0	0.0	0
Jeremiah Owusu-Koramoah	7	4	3	0.5	4.5	0
Grant Delpit	5	4	1	0.0	0.0	0

FIELD GOALS	FGM/FGA	PERCENT	RESULTS
Dustin Hopkins	4-4	100.0	36G, 28G, 23G, 40G
TOTAL	4-4	100.0	

BALTIMORE RAVENS

PASSING	ATT	CP	YDS	SK/YD	TD	LG	INT	RTG
Lamar Jackson	23	13	223	3/23	1	40t	2	67.8
TOTAL	23	13	223	3/23	1	40T	2	67.8

RUSHING	ATT	YDS	AVG	LG	TD
Lamar Jackson	8	41	5.1	9	0
Keaton Mitchell	3	34	11.3	39t	1
Gus Edwards	11	24	2.2	6	1
Justice Hill	2	7	3.5	4	0
TOTAL	24	106	4.4	39T	2

RECEIVING	NO	YDS	AVG	LG	TD
Zay Flowers	5	73	14.6	18	0
Mark Andrews	2	44	22.0	36	0
Rashod Bateman	2	25	12.5	18	0
Odell Beckham Jr.	1	40	40.0	40t	1
Keaton Mitchell	1	32	32.0	32	0
Isaiah Likely	1	5	5.0	5	0
Gus Edwards	1	4	4.0	4	0
TOTAL	13	223	17.2	40T	1

TOP DEFENSE	TOT	SOLO	AST	SCK	YDS	INT
Roquan Smith	21	14	7	0.0	0.0	0
Patrick Queen	9	6	3	0.0	0.0	0
Kyle Hamilton	8	8	0	0.0	0.0	1

FIELD GOALS	FGM/FGA	PERCENT	RESULTS
Justin Tucker	1-2	50.0	37G, 55B
TOTAL	1-2	50.0	

GAME HIGHLIGHTS

- With a 33-31 defeat to Cleveland on a game-winning FG as time expired, Baltimore dropped to 7-3 on the season and had its winning streak snapped at four games.
- Baltimore led the entire game, including by 14 points in both the first and fourth quarters, until the decisive Browns' 40-yard FG as time expired.
- With a **S Kyle Hamilton** pick-6 on the Ravens' first defensive series and a 39-yard rushing TD by **RB Keaton Mitchell** on their first offensive possession, it marked the third time in franchise history that Baltimore posted a TD on its initial defensive-offensive sequence to open a game (also 10/8/17 at Oak. & 11/5/06 vs. Cin.).
- By recording a 39-yard rushing TD to cap Baltimore's first offensive possession, Mitchell became the first player in Ravens history and the NFL's first undrafted rookie since at least 2000 to post rushing TDs of at least 35 yards in consecutive games.
- ILB Roquan Smith** posted a team- and career-high 21 tackles (14 solo), becoming the NFL's only player to reach 20 tackles in a single game this season. Smith's 21 tackles are the fifth-highest single-game total in franchise history, with LB Ray Lewis owning each of the Top 4 marks.
- WR Odell Beckham Jr.** capped Baltimore's second-half opening possession with a 40-yard TD reception, marking his second-consecutive game with a score.

Team Statistics

	Browns	Ravens
First Downs	24	17
3rd-Down Eff. (Made/Att/Pct)	8/16/50%	2/8/25%
4th-Down Eff. (Made/Att/Pct)	1/2/50%	0/0/0%
Total Net Yards	373	306
Total Plays	75	50
Yards Per Play	5.0	6.1
Rushes/Net Yards	36/178	24/106
Net Passing	195	200
Pass Attempts/Completions	35/20	23/13
Had Intercepted	1	2
Sacked/Yards Lost	4/18	3/23
Punts/Average	2/44.5	3/53.7
Penalties/Yards	10/55	7/64
Fumbles/Lost	2/1	0/0
Possession Time	34:15	25:45





GAME 11: BENGALS 20, RAVENS 34

Cincinnati (5-5) • Baltimore (8-3)

Thursday, November 16, 2023 • 8:15 PM EST • M&T Bank Stadium • Baltimore

Clear Temp: 56° F, Humidity: 54%, Wind: NNW 1 mph • Attendance: 70,997 • Time: 3:08



Cincinnati Bengals	3	7	3	7	—	20
Baltimore Ravens	7	14	6	7	—	34

SCORING DRIVES

TEAM	QTR	TIME	SCORING PLAY	CIN	BAL
Ravens	1	10:02	G.Edwards 3 yd. run (J.Tucker kick) (9-75, 4:58)	0	7
Bengals	1	07:32	E.McPherson 50 yd. Field Goal (7-44, 2:30)	3	7
Bengals	2	05:49	J.Mixon 4 yd. pass from J.Burrow (E.McPherson kick) (12-82, 7:22)	10	7
Ravens	2	02:20	N.Agholor 37 yd. pass from L.Jackson (J.Tucker kick) (7-75, 3:29)	10	14
Ravens	2	00:23	R.Bateman 10 yd. pass from L.Jackson (J.Tucker kick) (7-80, 1:07)	10	21
Bengals	3	09:56	E.McPherson 26 yd. Field Goal (10-67, 5:04)	13	21
Ravens	3	04:02	J.Tucker 25 yd. Field Goal (10-68, 5:54)	13	24
Ravens	3	00:26	J.Tucker 47 yd. Field Goal (5-27, 1:45)	13	27
Ravens	4	04:49	G.Edwards 3 yd. run (J.Tucker kick) (6-68, 3:36)	13	34
Bengals	4	01:08	J.Chase 2 yd. pass from J.Browning (E.McPherson kick) (8-75, 3:41)	20	34

CINCINNATI BENGALS (HEAD COACH: ZAC TAYLOR)

OFFENSE				DEFENSE			
WR	1	J. Chase	LDE	96	C. Sample		
LT	75	O. Brown Jr.	NT	98	D. Reader		
LG	67	C. Volson	DT	92	B. Hill		
C	64	T. Karras	RDE	91	T. Hendrickson		
RG	65	A. Cappa	LB	55	L. Wilson		
RT	73	J. Williams	LB	57	G. Pratt		
TE	89	D. Sample	LB	59	A. Davis-Gaither		
WR	83	T. Boyd	CB	29	C. Taylor-Britt		
WR	16	T. Irwin	CB	20	D. Turner II		
QB	9	J. Burrow	S	33	N. Scott		
HB	28	J. Mixon	S	23	D. Hill		

BALTIMORE RAVENS (HEAD COACH: JOHN HARBAUGH)

OFFENSE				DEFENSE			
WR	7	R. Bateman	DT	92	J. Madubuike		
WR	4	Z. Flowers	NT	58	M. Pierce		
LT	65	P. Mekari	OLB	99	O. Oweh		
LG	76	J. Simpson	MLB	0	R. Smith		
C	64	T. Linderbaum	WLB	6	P. Queen		
RG	70	K. Zeitler	OLB	24	J. Clowney		
RT	78	M. Moses	CB	21	B. Stephens		
TE	89	M. Andrews	SS	14	K. Hamilton		
QB	8	L. Jackson	FS	32	M. Williams		
RB	35	G. Edwards	CB	28	R. Darby		
FB	42	P. Ricard	DB	26	G. Stone		

OFFICIALS: Referee: Adrian Hill (29), Umpire: Roy Ellison (81), Down Judge: David Oliver (24), Line Judge: Julian Mapp (10), Back Judge: Greg Steed (12), Field Judge: Mearl Robinson (31), Side Judge: Jim Quirk (5), Replay Official: Roddy Ames

CINCINNATI BENGALS

PASSING	ATT	CP	YDS	SK/YD	TD	LG	INT	RTG
Joe Burrow	17	11	101	2/14	1	21	0	100.4
Jake Browning	14	8	68	3/19	1	19	0	93.8
TOTAL	31	19	169	5/33	2	21	0	97.4

RUSHING	ATT	YDS	AVG	LG	TD
Joe Mixon	16	69	4.3	14	0
Jake Browning	4	40	10.0	19	0
Trayveon Williams	2	20	10.0	15	0
Joe Burrow	1	7	7.0	7	0
TOTAL	23	136	5.9	19	0

RECEIVING	NO	YDS	AVG	LG	TD
Joe Mixon	5	31	6.2	9	1
Tanner Hudson	4	49	12.3	21	0
Trenton Irwin	3	36	12.0	14	0
Tyler Boyd	3	22	7.3	13	0
Drew Sample	2	19	9.5	13	0
Ja'Marr Chase	2	12	6.0	10	1
TOTAL	19	169	8.9	21	2

TOP DEFENSE	TOT	SOLO	AST	SCK	YDS	INT
Jordan Battle	11	10	1	0.0	0.0	0
Logan Wilson	9	6	3	0.0	0.0	0
Dax Hill	7	6	1	0.0	0.0	0

FIELD GOALS	FGM/FGA	PERCENT	RESULTS
Evan McPherson	2-3	66.7	50G, 53WL, 26G
TOTAL	2-3	66.0	

GAME HIGHLIGHTS

- The Ravens' defense posted 5 sacks from five different players. **OLB Tavarius Robinson** recorded his first-career QB takedown and became the 14th Raven to register a sack this season. **DT Justin Madubuike** recorded a full sack for the sixth-consecutive game, setting a record for the longest such streak in Ravens history.
- QB Lamar Jackson** completed 16-of-26 passes for 264 yards and 2 TDs (121.3 rating), while adding 54 rushing yards on 9 attempts.
- RB Gus Edwards** rushed for a team-high 61 yards on 12 carries (5.2 avg.), scoring 2 ground TDs. He became the third Raven in franchise history to record a rushing TD in five straight games.
- WR Odell Beckham Jr.** posted 4 catches for a season-high 116 yards, including a game-long 51-yard grab. **WR Zay Flowers** recorded 3 catches for 43 yards, including a 33-yard reception on Baltimore's opening drive that gave him the Ravens' record for the most catches (51) in a rookie season, surpassing Torrey Smith's 50 in 2011.
- TE Mark Andrews** sustained what could be a season-ending ankle injury in the first quarter.

BALTIMORE RAVENS

PASSING	ATT	CP	YDS	SK/YD	TD	LG	INT	RTG
Lamar Jackson	26	16	264	3/16	2	51	0	121.3
TOTAL	26	16	264	3/16	2	51	0	121.3

RUSHING	ATT	YDS	AVG	LG	TD
Gus Edwards	12	62	5.2	26	2
Lamar Jackson	9	54	6.0	8	0
Keaton Mitchell	8	33	4.1	21	0
Zay Flowers	1	7	7.0	7	0
Justice Hill	1	1	1.0	1	0
TOTAL	31	157	5.1	26	2

RECEIVING	NO	YDS	AVG	LG	TD
Odell Beckham Jr.	4	116	29.0	51	0
Zay Flowers	3	43	14.3	33	0
Mark Andrews	2	23	11.5	14	0
Gus Edwards	2	8	4.0	4	0
Nelson Agholor	1	37	37.0	37t	1
Charlie Kolar	1	13	13.0	13	0
Rashod Bateman	1	10	10.0	10t	1
Keaton Mitchell	1	8	8.0	8	0
Justice Hill	1	6	6.0	6	0
TOTAL	16	264	16.5	51	2

TOP DEFENSE	TOT	SOLO	AST	SCK	YDS	INT
Patrick Queen	11	9	2	0.0	0.0	0
Roquan Smith	10	4	6	0.0	0.0	0
Marcus Williams	7	5	2	0.0	0.0	0

FIELD GOALS	FGM/FGA	PERCENT	RESULTS
Justin Tucker	2-2	100.0	25G, 47G
TOTAL	2-2	100.0	

Team Statistics

	Bengals	Ravens
First Downs	20	22
3rd-Down Eff. (Made/Att/Pct)	2/11/18%	6/12/50%
4th-Down Eff. (Made/Att/Pct)	1/1/100%	0/0/0%
Total Net Yards	272	405
Total Plays	59	60
Yards Per Play	4.6	6.8
Rushes/Net Yards	23/136	31/157
Net Passing	136	248
Pass Attempts/Completions	31/19	26/16
Had Intercepted	0	0
Sacked/Yards Lost	5/33	3/16
Punts/Average	5/43.4	4/45.5
Penalties/Yards	9/78	9/110
Fumbles/Lost	0/0	1/0
Possession Time	29:23	30:37

