

2024 GAME NOTES




WEEK 04

SUNDAY, SEPTEMBER 29





CHIEFS TRAVEL TO LOS ANGELES TO FACE THE CHARGERS



Kansas City Chiefs (3-0) vs. Los Angeles Chargers (2-1)
Sunday, September 29, 2024 • CBS • 3:25 p.m. CT
SoFi Stadium • Los Angeles, California

THIS WEEK'S MEDIA AVAILABILITY

Date	Practice	Coach	Media	Players
Tuesday, Sept. 24	No Media Availability			
Wednesday, Sept. 25	1:20 p.m.	Reid	11:45 a.m.	11:45 a.m.
Thursday, Sept. 26	1:20 p.m.	Coord.	11:45 a.m.	11:45 a.m.
Friday, Sept. 27	11:45 a.m.	Reid	1:00 p.m.	1:00 p.m.
Saturday, Sept. 28	No Media Availability			
Sunday, Sept. 29	Chiefs at Chargers - 3:25 p.m. CT			

* All times are approximate and subject to change with little or no notice.
* For credential requests to cover practice, please email Brad Gee at bgee@chiefs.nfl.com. For game credential questions, please email Kelsey Boal at kboal@chiefs.nfl.com.

The Kansas City Chiefs will hit the road for the second time this season, traveling to Los Angeles to face their AFC West rivals, the Chargers. Kickoff is slated for 3:25 p.m. CT. KC enters the contest with a 3-0 record after defeating the Falcons 22-17 last Sunday night. The Chiefs are 30-9 in September since Andy Reid took over as Head Coach in 2013.

The Chiefs continue their quest to win their ninth-straight AFC West title and to be the first team in NFL history to win three-straight Super Bowls. Over the last five seasons the Chiefs have played in four Super Bowls (LIV, LV, LVII and LVIII). Since 2015, the Chiefs have tallied a 46-8 record against AFC West opponents, the NFL's best divisional record over a nine-year span since divisional realignment in 2002. Under Head Coach Andy Reid, KC has qualified for the postseason 10 times and has 10 10+ win seasons. Reid owns 287 career victories (regular season and postseason combined), which is the most of all active coaches and fourth on the NFL's all-time win list. He has tallied 131 regular season wins in Kansas City, which surpasses his regular season win total (130) when he coached the Philadelphia Eagles (1999-2012).

Chiefs QB Patrick Mahomes is in his seventh season as the club's starting quarterback. In Week 1 of this season, Mahomes connected with TE Travis Kelce to surpass PFHOF Len Dawson as the all-time leader in passing yards in Chiefs history and he now owns a total of 29,083 yards. As the starter, Mahomes has led the team to six-consecutive AFC Championship Games, four Super Bowl appearances, earned NFL MVP twice (2018, 2022) and Super Bowl MVP honors three times (2019, 2022, 2023). Since 2018, he leads the league in categories such as passing yards (28,799), touchdowns (224) and 25+ yard completions (242). TE Travis Kelce surpassed 11,000 receiving yards in the Week 12 regular season matchup against the Las Vegas Raiders in 2023. He now owns 11,412 yards from scrimmage (15 rush, 11,397 receiving), making him the only Chiefs player with 11,000+ scrimmage yards. This accomplishment also made him the fastest tight end to reach 11,000 yards (154 games) and the only tight end in NFL history to have seven-straight 1,000-yard seasons (2016-22). Kelce also has the most receptions in his first 160 games (910) among tight ends in NFL history. On the defensive side of the ball, DT Chris Jones has the most sacks (76.5) and sack yards (534.5) since 2016 among active defensive tackles and the second-most in the league among all defensive tackles, only trailing Aaron Donald (91.0 and 685.5).

The 2024 Chiefs feature several new faces, including wide receiver Hollywood Brown, who was acquired via free agency. Kansas City was also able to retain a few of its own, including standout DT Chris Jones. The club continued to add speed to its offense and wide receiver room by drafting WR Xavier Worthy, who ran a record-breaking 4.21 in the 40-yard dash at the NFL Combine, with the No. 28 pick.

BROADCAST INFORMATION

TV Coverage
CBS (KCTV)

Play-by-Play: Jim Nantz
Analyst: Tony Romo
Sideline: Tracy Wolfson

Tico Sports (Kansas City)
Audacy App (Chiefs en Espanol)
Spanish Radio Broadcast

Play-by-Play: Oscar Monterroso
Analyst: Hannah Bassham
Sideline: Adan Manzano

Chiefs Radio Network
The Fan (96.5 FM)

Play-by-Play: Mitch Holthus
Analyst: Danan Hughes
Sideline: Josh Klingler

Chiefs Pregame & Postgame Show
The Fan (96.5 FM)

Hosts: Art Hains and Dan Israel

Chiefs X Accounts: @Chiefs
@KCChiefs_Matt @ChiefsPR

Postgame Press Confs Live:
Chiefs YouTube/Facebook Channels

CHIEFS MEDIA WEBSITE INFORMATION

The Kansas City Chiefs 2024 Media Guide is available on the Chiefs media information website, NFL.OMG.com. The club's site is an improved interactive online media guide that features an in-game statistics monitoring platform, in addition to the weekly press materials such as transcripts, weekly releases, bios, additional stats and more. The team's guide is updated weekly throughout the season to reflect the most up-to-date information. Media members can also access the Chiefs credential application through the site. To login, the username is **chiefsmedia** and the password is **chiefs**.

DID YOU KNOW?

Since QB Patrick Mahomes became the starter in 2018, he is the leader among active quarterbacks in passing touchdown percentage (6.1%).

CHIEFS COMMUNICATIONS STAFF CONTACT INFORMATION

Brad Gee	Vice President of Football Communications	(816) 920-4349	bgee@chiefs.nfl.com
Luke Shanno	Vice President of Corporate Communications	(816) 920-4351	lshanno@chiefs.nfl.com
Cydney Glaze	Senior Director of Communications & Admin.	(816) 920-4352	cglaze@chiefs.nfl.com
Kelsey Boal	Communications Coordinator	(816) 920-4355	kboal@chiefs.nfl.com
Olivia Tavernier	Corporate Communications & Publicity Coord.	(816) 920-4691	otavernier@chiefs.nfl.com
Jade Thomas	Communications Seasonal Assistant	(816) 920-4285	jthomas@chiefs.nfl.com
Johnny Chapple Jr.	Communications Seasonal Assistant	(816) 920-4403	jchapple@chiefs.nfl.com
Tim Longoria	Communications Seasonal Assistant	(816) 920-4401	tlongoria@chiefs.nfl.com

CHIEFS VS. CHARGERS TEAM COMPARISONS

	 Chiefs	 Chargers
Record	3-0	2-1
Division Standing	1st (AFCW)	2nd (AFCW)
Turnover Margin (NFL Rank)	-2 (T-24th)	+3 (5th)

Offense (NFL Rank)

Net Yards Per Game	328.0 (14th)	277.7 (25th)
Yards Per Play	5.44 (15th)	5.08 (20th)
Points Per Game	25.0 (T-7th)	19.3 (T-17th)
Possession Average	29:55 (17th)	30:14 (16th)
Net Rushing Yards Per Game	116.3 (15th)	152.0 (7th)
Net Passing Yards Per Game	211.7 (12th)	125.7 (31st)
Had Intercepted/Yards	4/12	1/0
Sacks Allowed/Yards	4/-24 (T-4th)	7/-46 (T-13th)
Fumbles/Lost	1/1	3/1
Third Down Pct.	35.5% (21st)	38.1% (16th)
Red Zone TD Pct.	44.4% (T-22nd)	42.9% (T-24th)
Giveaways	5 (T-25th)	2 (T-5th)

Defense (NFL Rank)

Net Yards Per Game	361.0 (25th)	267.0 (6th)
Yards Per Play	5.67 (22nd)	4.71 (8th)
Points Per Game	20.7 (T-15th)	11.0 (3rd)
Net Rushing Yards Per Game	113.7 (T-13th)	91.7 (6th)
Net Passing Yards Per Game	247.3 (28th)	175.3 (10th)
Intercepted By/Yards	1/15	3/6
Sacks For/Yards	6/-19 (T-22nd)	8/-60 (T-14th)
Opp. Fumbles/Opp. Fumble Recovs.	6/2	2/2
Third Down Pct.	36.1% (T-18th)	32.5% (12th)
Red Zone TD Pct.	41.7% (13th)	20.0% (2nd)
Takeaways	3 (T-13th)	5 (T-6th)



Special Teams (NFL Rank)

Punts-Average Yards (Gross)	50.1 (10th)	47.7 (18th)
Punts-Average Yards (Net)	42.1 (14th)	40.6 (21st)
Punt Returns-Average Per	8.3 (21st)	9.7 (16th)
Punt Returns-Average Per Allowed	6.0 (T-8th)	12.2 (25th)
Kickoff Returns-Average Per	27.0 (T-11th)	21.3 (28th)
Kickoff Returns-Avg. Per Allowed	26.0 (T-16th)	27.3 (23rd)
Field Goal Percentage/(M/A)	100.0% (7/7)	100.0% (6/6)

Penalties (NFL Rank)

Penalties Against/Yards	16/150 (T-8th)	17/134 (13th)
Opp. Penalties Against/Yds	21/187 (T-11th)	14/120 (T-28th)

CHIEFS VS. CHARGERS IND. COMPARISONS

	 Chiefs	 Chargers
PASSING YARDS		
Mahomes	659	Herbert 399

RUSHING YARDS		
Pacheco	135	Dobbins 310
Steele	99	Edwards 94
Mahomes	49	Herbert 24

RECEIVING YARDS		
Rice	288	Johnston 133
Worthy	81	McConkey 109
Kelce	69	Dissly 61
Watson	60	Hurst 53

POINTS SCORED		
Butker	27	Dicker 22
Worthy	12	Johnston 18
Rice	12	Dobbins 12

INTERCEPTIONS		
Conner	1	Ford 1
		Molden 1
		Dupree 1

SACKS		
Five Tied	1.0	Mack 2.5
Wharton	0.5	Bosa 2.0
Danna	0.5	Two Tied 1.0

DEFENSIVE TACKLES		
Bolton	22	Henley 26
Reid	21	Perryman 22
Watson	21	James Jr. 21
Conner	20	Fulton 13

KICKOFF RETURNS (AVG.)		
Hardman	3 (26.7)	Davis 4 (21.3)

PUNT RETURNS (AVG.)		
Hardman	3 (8.3)	Davis 3 (9.7)

FIELD GOALS		
Butker	7/7 (100.0%)	Dicker 6/6 (100.0%)

PUNTS (GROSS/NET AVG.)		
Araiza	8 (50.1/42.1)	Scott 17 (47.7/40.6)

CHIEFS VS. CHARGERS SERIES HISTORY

• The Chiefs and the Chargers are matching up for the 129th time between the regular season and the postseason. These teams have met once in the postseason, following the 1992 season when they faced each other in the Wild Card round. Overall, the Chiefs are 69-58-1 against the Chargers.

• The Chiefs will look for their sixth consecutive win over the Chargers after defeating them in an OT thriller in 2021.

• Since becoming the team's starter in 2018, QB Patrick Mahomes has gone 8-2 against this AFC West opponent. Since becoming head coach in 2013, Andy Reid has posted a 17-5 record against the Chargers.

• In the past 10 matchups, there have been two games decided by overtime, both of which the Chiefs were victorious, and seven games decided by seven or fewer points.

CHIEFS VS. CHARGERS SERIES HISTORY - LAST 10 GAMES

Date	Result	Of Note
11/18/2019 ^A	W, 24-17	KC: Williams and McCoy both had a rushing TD.
12/29/2019	W, 31-21	KC: Hardman returned a kick 104 yards for a TD.
09/20/2020 [*]	W, 23-20 (OT)	KC: Butker converted two 58-yard FGs, one in OT to win.
01/03/2021	L, 21-38	LAC: Herbert threw for 302 yards with three TDs.
09/26/2021	L, 24-30	LAC: Four receivers had TD receptions, Williams had two.
12/16/2021 [*]	W, 34-28 (OT)	KC: Mahomes threw for 410 yards and three TDs.
09/15/2022	W, 27-24	KC: Watson had a 99-yard pick-six to take the lead.
11/20/2022 [*]	W, 30-27	KC: Pacheco rushed for 107 yards and Kelce totaled three TDs.
10/22/2023	W, 31-17	KC: Mahomes threw for 424 yards and four TDs.
01/07/2024 [*]	W, 13-12	KC: Hardman six catches for 77 yards.

^{*}SoFi Stadium ^AInternational Game, Estadio Azteca

CHIEFS HEAD COACH ANDY REID



Reid is in his 33rd NFL season, 26th as a head coach and 12th with the Chiefs. Since 2013, Reid tallied 131 regular season wins, making him the winningest coach in franchise history, Reid's 76 wins at GEHA Field at Arrowhead Stadium passed Marty Schottenheimer for most wins at the home of the Chiefs (64). In 2019, Reid led the Chiefs to their first Super Bowl appearance and victory in 50 years, bringing the Lombardi Trophy back to Kansas City for the first time since

the 1969 season. Additionally, the Chiefs 35-24 victory over the Tennessee Titans in the AFC Championship Game brought the Lamar Hunt Trophy to Kansas City for the first time ever. Under Reid, the Chiefs have made the playoffs 10-of-11 seasons, including a franchise best 14-2 record in 2020. Reid has led the Chiefs to back-to-back Super Bowl appearances twice (LIV and LV), including back-to-back victories in Super Bowl LVII and Super Bowl LVIII.

The Chiefs were the first team in NFL history to host five-consecutive Conference Championship games (2018-22) and have appeared in six-straight (2018-2023). The club has also earned eight-straight AFC West titles (2016-23) for the first time in franchise history. In 2015, the Chiefs won their first playoff game since 1994, defeating the Texans 30-0. The team finished 11-5 after a 1-5 start in 2015. It was the greatest turnaround in a single-season in NFL history. In 2013, Reid led the Chiefs to an 11-5 record marking the greatest single-season turnaround in franchise history after the team finished 2-14 in 2012.

Prior to joining the Chiefs, Reid led the Eagles to a 130-93-1 (.583) regular season record during his 14 seasons as head coach. He led the Eagles franchise to one Super Bowl appearance. When you include his time as an NFL assistant coach, his teams have made the playoffs 22 times (31-21 record), and he has coached in seven Super Bowls, eight NFC Championships and six AFC Championships. Reid spent seven seasons as an assistant coach with the Green Bay Packers under Head Coach Mike Holmgren. Prior to joining the NFL ranks, Reid's final collegiate stop was the University of Missouri (1989-91). Prior to his stint with the Tigers, Reid spent two years working with the offensive line at the University of Texas - El Paso, and before that, he held the same position with Northern Arizona. In 1983, Reid took the position of offensive coordinator and offensive line coach at San Francisco State (1983-85). A tackle/guard at Brigham Young University from 1979-81, Reid entered the coaching ranks as a graduate assistant at BYU in 1982.

NFL Head Coach:	26th Year	Record w/ KC:	131-51 (.720)
NFL Coach Overall:	33rd Year	Record w/ PHI:	130-93-1 (.583)
NFL Overall:	287-160-1 (.642)	Record vs. LAC:	19-6 (.760)
Reg. Season:	261-144-1 (.644)	College:	BYU ('81)
Postseason:	26-16 (.619)	Hometown:	Los Angeles, Calif.

ANDY REID'S CAREER PATH

1979-82	BYU	Tackle/Guard ('79-81) Graduate Assistant ('82)
1983-85	San Francisco State	Offensive Coordinator Offensive Line
1986	Northern Arizona	Offensive Line
1987-88	Texas-El Paso	Offensive Line
1989-91	Missouri	Offensive Line
1992-98	Green Bay Packers	Tight Ends / Offensive Line ('92-96) Quarterbacks ('97-98)
1999-12	Philadelphia Eagles	Head Coach ('99-00) HC/Exec. V.P. Football Ops ('01-12)
2013-24	Kansas City Chiefs	Head Coach



ANDY REID'S HARDWARE



CHARGERS HEAD COACH JIM HARBAUGH



The Los Angeles Chargers hired Jim Harbaugh as the 19th head coach in franchise history, returning the former Bolts quarterback from the 1999 and 2000 seasons to Southern California. Harbaugh brings with him a winning culture, posting a 147-52 record as a collegiate head coach and a 51-23-1 record as an NFL head coach. In four years, he led the San Francisco 49ers to three straight NFC Championship Games, including an appearance in Super Bowl XLVII.

Harbaugh rejoined the Chargers after spending the past nine years at his alma mater as the head football coach for the University of Michigan. He led Michigan to an 86-25 record along with three-consecutive Big Ten Championships, three-straight appearances in the College Football Playoff and a perfect 15-0 record during his final season in Ann Arbor, Mich., that saw the Wolverines crowned 2023 National Champions.

Prior to being a head coach in the NFL, Harbaugh spent four years at the helm at Stanford University (2007-10) and three at the University of San Diego (2004-06). He turned around a Stanford program that went 1-11 in 2006 and led the Cardinals to 29 wins over his four seasons in Palo Alto, Calif., including a 12-win season that culminated in an Orange Bowl victory in 2010. Harbaugh broke into the head coaching ranks at San Diego, leading the Toreros to a 29-6 record in three years. Harbaugh began his coaching career as the quarterbacks coach for the Oakland Raiders from 2002-03. In his first season with Oakland, the Raiders went to Super Bowl XXXVII, while quarterback Rich Gannon earned MVP honors and was named a Pro Bowler and an AP first-team All-Pro.

In 15 years as an NFL quarterback (1987-2001), Harbaugh played for five organizations, including with the Chargers from 1999-2000. He got his start in coaching while he was still playing in the NFL, working as an unpaid assistant at Western Kentucky from 1994-2001, where his father, Jack, was the head coach. Harbaugh was selected with the 25th overall pick in the 1987 NFL Draft by Chicago and went on to start 140-of-177 career games played, throwing for 26,288 yards and 129 touchdowns. He led the NFL in passer rating in 1995, earning Comeback Player of the Year recognition and a Pro Bowl selection after leading the Colts to an AFC Championship Game appearance. Harbaugh eventually went to the Chargers for two seasons and is one of four Bolts quarterbacks to throw for 400 yards in a single game.


NFL Head Coach:	5th Year	Record w/ SF:	44-19-1 (.695)
NFL Coach Overall:	7th Year	Record w/ LA:	2-1 (.667)
NFL Overall:	51-23-1 (.687)	Record vs. KC:	1-0 (1.000)
Reg. Season:	46-20-1 (.694)	College:	Michigan ('86)
Postseason:	5-3 (.625)	Hometown:	Toledo, Ohio

JIM HARBAUGH'S CAREER PATH

1982-86	University of Michigan	Quarterback
1987-93	Chicago Bears	Quarterback
1994-97	Indianapolis Colts	Quarterback
	Western Kentucky	Assistant ('94-'01)
1998	Baltimore Ravens	Quarterback
1999-00	San Diego Chargers	Quarterback
2001	Carolina Panthers	Quarterback
2002-03	Oakland Raiders	Quarterbacks Coach
2004-06	University of San Diego	Head Coach
2007-10	Stanford University	Head Coach
2011-14	San Francisco 49ers	Head Coach
2015-23	University of Michigan	Head Coach
2024	Los Angeles Chargers	Head Coach



JIM HARBAUGH'S HARDWARE



CHIEFS-CHARGERS CONNECTIONS










COLLEGE CONNECTIONS

Underline indicates a coach or administrative role (c/a).
Bold indicates a connection from a current coach's former playing career.

	KC	NT Mike Pennel	2013
	LAC	DL Morgan Fox	2012-15
	KC	TE Noah Gray	2017-20
	LAC	OLB Chris Rumph II	2017-20
	KC	DT Derrick Nnadi	2014-17
	LAC	S Derwin James Jr.	2015-17
	LAC	CB Asante Samuel Jr.	2017-20
	KC	WR Mecole Hardman	2016-18
	KC	DE Malik Herring	2017-20
	LAC	OL Jamaree Salyer	2018-21
	KC	DE Mike Danna	2019
	LAC	RB Hassan Haskins	2018-21
	KC	QB Carson Wentz	2011-15
	LAC	QB Easton Stick	2014-18
	KC	LB Drue Tranquill	2014-18
	LAC	S Alohi Gilman	2017-19
	LAC	<u>(c/a) Mike Hiestand</u>	2014-15
	KC	S Justin Reid	2015-17
	LAC	T Foster Sarell	2017-20
	KC	OL Wanya Morris	2019-20
	KC	G Trey Smith	2017-20
	LAC	WR Joshua Palmer	2017-20
	KC	TE Jared Wiley	2019-21
	KC	WR Xavier Worthy	2021-23
	LAC	K Cameron Dicker	2018-21
	KC	TE Jared Wiley	2022-23
	LAC	WR Quentin Johnston	2020-22
	LAC	WR Derius Davis	2018-22
	KC	CB Trent McDuffie	2019-21
	LAC	DB Elijah Molden	2017-20
	KC	S Jaden Hicks	2021-23
	LAC	LB Daiyan Henley	2022

NFL CONNECTIONS

Underline indicates a coach or administrative role (c/a).
Bold indicates a connection from a current coach's former playing career.

CHIEFS		CHARGERS
<u>(c/a) Matt Nagy (2018-21)</u>		OLB Khalil Mack (2018-21)
QB Carson Wentz (2022-23)		QB Taylor Heinicke (2020-22)
DT Marlon Tuipulotu (2021-23)		K Cameron Dicker (2022)
NT Mike Pennel (2021)		LS Josh Harris (2012-21)
G Joe Thuney (2016-20)		TE Hayden Hurst (2020-21)
T Jawaan Taylor (2019-22)		TE Eric Tomlinson (2019)
NT Mike Pennel (2017-18)		P JK Scott (2021)
WR JuJu Smith-Schuster (2017-21)		TE Eric Tomlinson (2016-18)
<u>(c/a) Brendan Daly (2006-08, 12-13)</u>		OLB Bud Dupree (2015-20)
		<u>(c/a) Ryan Ficken (2007-21)</u>



BEHIND ENEMY LINES

- Chiefs Head Coach **Andy Reid** is from **Los Angeles, California**.
- Chiefs **CB Trent McDuffie** is from **Westminster, California**, just 30 miles southeast of SoFi Stadium.

HOMETOWN CONNECTIONS

- Chiefs Head Coach **Andy Reid** and Chargers **LB Daiyan Henley** will be close to home Sunday, they are both from **Los Angeles, California**.
- **Jacksonville, Florida**, is home to Chiefs **DB Chamari Conner** and Chargers **TE Hayden Hurst**.
- Chiefs **TE Jared Wiley** and Chargers **WR Quentin Johnston** are both from **Temple, Texas**.
- **Salt Lake City, Utah**, is the home of Chiefs **Defensive Quality Control Coach Alex Whittingham** and Chargers **WR Simi Fehoko**.

FORMER CHARGERS

- Chiefs **LB Drue Tranquill** was drafted by the Chargers in the fourth round of the 2019 NFL Draft (130th overall). He spent four seasons in Los Angeles, accumulating 279 tackles (186 solo), 6.5 sacks and one interception across 47 games (27 starts).

FAMILY TIES

- Chiefs Legend **T John Alt** is the father of Chargers rookie **T Joe Alt**. John Alt played for the Chiefs from 1984-96.
- Chiefs **DT Marlon Tuipulotu** is the older brother of Chargers **OLB Tuli Tuipulotu**. The Tuipulotu brothers both played football at USC.



WHAT TO WATCH FOR...

• With 51 touchdown connections **QB Patrick Mahomes** and **TE Travis Kelce** currently sit in a tie for third all-time for most QB-TE touchdown connections in NFL history. With one more they can pass QB Drew Brees and TE Jimmy Graham (51) for third all-time.

• With 224 touchdown passes so far, **Mahomes** needs 14 more touchdown passes to pass PFHOF QB Len Dawson (237) for most touchdown passes thrown in a career with the Kansas City Chiefs.

• With 74 career receiving touchdowns **Kelce** needs just one more to pass Jason Witten for fifth-most outright as a tight end (74) in NFL history. His 74 receiving touchdowns also put **Kelce** three shy of passing PFHOF TE Tony Gonzalez (76) for most in franchise history. With 77 total career touchdowns scored, **Kelce** is seven shy of passing Priest Holmes (83) for the franchise record.

• **Kelce** has 915 career receptions, the second-most in franchise history. He needs two more catches to pass PFHOF TE Tony Gonzalez (916) for the most receptions in franchise history.

• **Kelce** needs only two more yards after catch to pass PFHOF RB LaDainian Tomlinson (5,383) for sixth-most yards after catch in a career (since 1992). Kelce (5,382) is currently 197 yards after catch behind passing WR Larry Fitzgerald (5,578) and cracking the top five.

• **C Creed Humphrey** has started 54 consecutive games since entering the league in 2021. He needs 11 more starts to pass CB Brandon Carr (64) for second most consecutive starts in a Chiefs career.

• **LB Nick Bolton** has the third-most 10+ tackle games in his Chiefs career with 13 such games. He needs 10 more games of 10+ tackles to pass LB Donnie Edwards (22) for second-most in Chiefs history.

• **DT Chris Jones** now owns 76.5 career sacks, ranking fifth in team history (dating back to 1982). He already owns the franchise record for most sacks by a defensive tackle or nose tackle. He now needs 2.5 sacks to pass LB Justin Houston (78.5) for fourth-most sacks in franchise annals.

• **K Harrison Butker** had a 53-yarder Week 3 against the Falcons that marked his 30th career field goal of 50-plus yards, tying Baltimore Ravens K Justin Tucker (30) with the sixth-most 50+ yard field goals since 2017. Butker needs one more 50+ yard field goal to tie New York Jets K Greg Zuerlein (31) for fifth-most.



CHIEFS ASSISTANT COACHES

OFFENSIVE STAFF

Matt Nagy
Offensive Coordinator

Joe Bleymaier
Pass Game Coordinator

Connor Embree
Wide Receivers

David Girardi
Quarterbacks

Andy Heck
Offensive Line

Tom Melvin
Tight Ends

Todd Pinkston
Running Backs

Porter Ellett
Assistant Running Backs

Corey Matthaei
Assistant Offensive Line

Dan Williams
Offensive Quality Control/Asst. Quarterbacks

Kevin Saxton
Offensive Assistant

DEFENSIVE STAFF

Steve Spagnuolo
Defensive Coordinator

Joe Cullen
Defensive Line

Donald D'Alesio
Safeties

Brendan Daly
Linebackers

Dave Merritt
Defensive Backs

Rod Wilson
Outside Linebackers

Terry Bradden
Assistant Defensive Line

Alex Whittingham
Defensive Quality Control

Louie Addazio
Defensive Quality Control

SPECIAL TEAMS STAFF

Dave Toub
Assistant Head Coach/Special Teams Coordinator

Andy Hill
Assistant Special Teams

MISCELLANEOUS

Rick Burkholder
Vice President of Sports Medicine and Performance

Ryan Reynolds
Head Strength & Conditioning/Director of Sports Science

Greg Carbin
Assistant Strength and Conditioning

Nick Cassetta
Assistant Strength and Conditioning

Spencer Reid
Assistant Strength and Conditioning

Mike Frazier
Statistical Analysis Coordinator

CHIEFS 2024 SCHEDULE

PRESEASON SCHEDULE

Date	Opponent	Time	Result
Saturday, Aug. 10	at Jacksonville Jaguars	6:00 p.m.	L, 13-26
Saturday, Aug. 17	Detroit Lions	3:00 p.m.	L, 23-24
Thursday, Aug. 22	Chicago Bears	7:20 p.m.	L, 21-34

REGULAR SEASON SCHEDULE

Date	Opponent	Time	Result
Thursday, Sept. 5	Baltimore Ravens	7:20 p.m.	W, 27-20
Sunday, Sept. 15	Cincinnati Bengals	3:25 p.m.	W, 26-25
Sunday, Sept. 22	at Atlanta Falcons	7:20 p.m.	W, 22-17
Sunday, Sept. 29	at Los Angeles Chargers	3:25 p.m.	CBS
Monday, Oct. 7	New Orleans Saints	7:15 p.m.	ESPN
Sunday, Oct. 13	BYE WEEK	-----	-----
Sunday, Oct. 20	at San Francisco 49ers	3:25 p.m.	FOX
Sunday, Oct. 27	at Las Vegas Raiders	3:25 p.m.	CBS
Monday, Nov. 4	Tampa Bay Buccaneers	7:15 p.m.	ESPN
Sunday, Nov. 10	Denver Broncos	12:00 p.m.	CBS
Sunday, Nov. 17	at Buffalo Bills	3:25 p.m.	CBS
Sunday, Nov. 24	at Carolina Panthers	12:00 p.m.	CBS
Friday, Nov. 29	Las Vegas Raiders	2:00 p.m.	PRIME VIDEO
Sunday, Dec. 8	Los Angeles Chargers	7:20 p.m.	NBC
Sunday, Dec. 15	at Cleveland Browns	12:00 p.m.	CBS
Saturday, Dec. 21	Houston Texans	12:00 p.m.	NBC
Wednesday, Dec. 25	at Pittsburgh Steelers	12:00 p.m.	NETFLIX
Sat/Sun, Jan. 4/5	at Denver Broncos	TBD	TBD

All times CT



CHIEFS ALL-TIME VS. AFC WEST OPPONENTS

OVERALL (REG. SEASON)

Team	Record	Pct.	Longest Win Streak
Denver	72-55-0	.567	16 (2015-2023)
LA Chargers	69-57-1	.547	9 (2014-2018)
Las Vegas	71-54-2	.567	9 (2003-2007)

AT HOME (REG. SEASON)

Team	Record	Pct.	Longest Win Streak
Denver	44-19-0	.698	14 (1960-1973)
LA Chargers	38-26-0	.594	7 (1997-2003)
Las Vegas	37-26-1	.586	10 (1989-1998)

ON THE ROAD (REG. SEASON)

Team	Record	Pct.	Longest Win Streak
Denver	28-36-0	.438	8 (2015-2022)
LA Chargers	31-31-1	.500	10 (2014-Current)
Las Vegas	34-28-1	.548	7 (2003-2009)

2024 AFC WEST STANDINGS

Team	W	L	Pct.	PF	PA	Streak
Kansas City Chiefs	3	0	1.000	75	62	Won 3
Los Angeles Chargers	2	1	.667	58	33	Lost 1
Denver Broncos	1	2	.333	52	46	Won 1
Las Vegas Raiders	1	2	.333	58	81	Lost 1

CHIEFS 2023 SCHEDULE

PRESEASON SCHEDULE

Date	Opponent	Time	Result
Sunday, Aug. 13	at New Orleans Saints	12:00 p.m.	L, 24-26
Saturday, Aug. 19	at Arizona Cardinals	7:00 p.m.	W, 38-10
Saturday, Aug. 26	Cleveland Browns	12:00 p.m.	W, 33-32

REGULAR SEASON SCHEDULE

Date	Opponent	Time	Result
Thursday, Sept. 7	Detroit Lions	7:20 p.m.	L, 20-21
Sunday, Sept. 17	at Jacksonville Jaguars	12:00 p.m.	W, 17-9
Sunday, Sept. 24	Chicago Bears	3:25 p.m.	W, 41-10
Sunday, Oct. 1	at New York Jets	7:20 p.m.	W, 23-20
Sunday, Oct. 8	at Minnesota Vikings	3:25 p.m.	W, 27-20
Thursday, Oct. 12	Denver Broncos	7:15 p.m.	W, 19-8
Sunday, Oct. 22	Los Angeles Chargers	3:25 p.m.	W, 31-17
Sunday, Oct. 29	at Denver Broncos	3:25 p.m.	L, 9-24
Sunday, Nov. 5	Miami Dolphins (Germany)	8:30 a.m.	W, 21-14
Sunday, Nov. 12	BYE WEEK	-----	-----
Monday, Nov. 20	Philadelphia Eagles	7:15 p.m.	L, 17-21
Sunday, Nov. 26	at Las Vegas Raiders	3:25 p.m.	W, 31-17
Sunday, Dec. 3	at Green Bay Packers	7:20 p.m.	L, 19-27
Sunday, Dec. 10	Buffalo Bills	3:25 p.m.	L, 17-20
Monday, Dec. 17	at New England Patriots	7:15 p.m.	W, 27-17
Monday, Dec. 25	Las Vegas Raiders	12:00 p.m.	L, 14-20
Sunday, Dec. 31	Cincinnati Bengals	3:25 p.m.	W, 25-17
Sunday, Jan. 7	at Los Angeles Chargers	3:25 p.m.	W, 13-12
Saturday, Jan. 13	Miami Dolphins (WC)	3:30 p.m.	W, 26-7
Sunday, Jan. 21	at Buffalo Bills (DIV)	5:30 p.m.	W, 27-24
Sunday, Jan. 28	at Baltimore Ravens (AFC)	2:00 p.m.	W, 17-10
Sunday, Feb. 11	San Francisco 49ers (SB)	5:30 p.m.	W, 25-22 (OT)

All times CT



2024 CHIEFS OFFENSIVE RANKINGS

Category	NFL Rank	Value
10-Play Drives	T-9th	6 drives
Pct. of 1st Down Plays Gaining 4+ Yds	2nd	59.0%
1st Down Avg. Yards	9th	6.12 yards
1st and Goal Inside 5 Drives	T-4th	4 drives
1st and Goal Inside 5 Giveaways	T-1st	0 giveaways
2nd Down Conversion Pct.	1st	45.3%
3 and Out Percentage	T-7th	13.8%
4th Down Conversion Pct.	T-1st	100.0%
4th and 1 Conversion Pct.	T-1st	100.0%
4th and < 4 Yd Conversion Pct.	T-1st	100.0%
Avg. Yards to Go on 2nd Down	1st	6.03 yards
5-Minute Drives	T-8th	6 drives
Passer Rating in Blitz Situations	9th	114.29 rating
Points on First Off. Poss. of 2nd Half	T-1st	17 points
Points on First Offensive Possession	T-6th	10 points
Dropped Pass Percentage	10th	2.6%
Field Goal Percentage	T-1st	100.0%
First Downs Made	6th	62 first downs
Fumbles Lost	T-6th	1 fumble lost
Goal-to-Go Giveaways	T-1st	0 giveaways
Miscellaneous Touchdowns Scored	T-3rd	1 touchdown
Offensive Points Scored	10th	69 points
Offensive Scoring Efficiency	T-7th	48.3%
Opp. Fumble Returns of 20+ Yards	T-1st	0 returns
Opp. Interception Returns of 20+ Yards	T-1st	0 returns
Passing First Downs Made	T-8th	35 first downs
Yards After Catch	2nd	314 yards
Pct. of 1st Down Passes Gain. 4+ Yds	7th	59.5%
Penalties Accepted Against	T-8th	16 penalties
Gross Punting Average	10th	50.1 yards
Red Zone Successful Play Pct.	5th	56.7%
Rushes and Completions Per Game	T-10th	49.7 advances
Non-Kneel Rushes for Negative Yds.	1st	1 rush
Pct. of Rushes Gaining 4+ Yards	5th	51.8%
Pct. of 1st Down Rush Gain 4+ Yds	3rd	58.7%
Total Points	T-7th	75 points
Scoring Differential	10th	+13 points
Points Scored Outside Red Zone	T-4th	30 points
Offensive Touchdowns	T-10th	7 touchdowns
Drives Start Inside Opp.'s 20-Yd Line	T-5th	1 drive
Successful Play Percentage	1st	57.5%
Times Sacked	T-4th	4 sacks
Points Per Game	T-7th	25.0 points
Points in Two-Minute Offense	T-9th	3 points
Yards Per Play in Red Zone	9th	3.13 yards

2024 CHIEFS DEFENSIVE RANKINGS

Category	NFL Rank	Value
Opp. Possessions	T-7th	30 possessions
Fumble Recoveries	T-2nd	2 recoveries
Fumble Recoveries of 20+ Yards	T-1st	1 return
Miscellaneous Touchdowns Allowed	T-1st	0 touchdowns
Opp. Avg. Starting Field Position - Away	5th	25.9 yard line
Opp. Punt Returns of 20+ Yards	T-1st	0 returns
Opp. Yards Per Play Inside the 30	5th	2.59 yards
Opp. Yards Per Play In Red Zone	T-8th	2.00 yards
Opp. 3rd and 4-6 Yd. Conv. Pct.	T-7th	25.0%
Opp. 4th and 1 Yd. Conv. Pct.	T-6th	50.0%
Opp. Completions of 20+ Yards	T-6th	6 completions
Opp. Goal-to-Go Touchdown Pct.	T-7th	50.0%
Opp. Rushing Plays of 20+ Yards	T-4th	1 rush
Opp. Rushing Plays of 50+ Yards	T-1st	0 rushes
Opp. Points Scored Outside Red Zone	T-9th	16 points
Opp. 1st and Goal Inside 5 Drives	T-5th	2 drives
Opp. Plays of 20+ Yards	T-6th	7 plays
Opp. Average Punt Returns	T-8th	6.0 yards
Opp. Pts. on Scoring Drives of <4 Plays	T-1st	0 points
Opp Drives Pct. with Turnover < 4 Plays	5th	10.0%
Opp. Points in End of Half Situations	T-8th	6 points
Opp. Drives Start Inside KC 20-Yd Line	T-1st	0 drives
Opp. Drives Start Inside KC 50-Yd Line	T-10th	2 drives
Takeaway Points Scored	T-9th	12 points



2024 KANSAS CITY CHIEFS DRAFT CLASS

The Chiefs selected seven players in the 2024 NFL Draft. Six of the seven draft picks are still on the active roster or practice squad.

WR Xavier Worthy was taken in the first round by the Chiefs with the No. 28 overall pick. Worthy saw action in 39 games at the University of Texas-Austin. He finished his Longhorn career with the third-most career touchdowns (26) in Longhorn history, fourth in all-time career receiving yards (2,755), sixth in receptions (197) and eighth in punt return yards (564). Worthy was a 2023 first-team All-Big 12 selection, a 2023 All-America second-team selection as a punt returner and was a 2023 third-team AP All-America honoree as an all-purpose player. Worthy scored two touchdowns in the home opener against Baltimore. He has appeared in three games (two starts) and has recorded five carries for 39 yards and a touchdown and 6 catches for 81 yards and a touchdown in 2024.

T Kingsley Suamataia was selected by the Kansas City Chiefs in the second round with the 63rd pick overall. Suamataia spent the 2021 season at Oregon before transferring to BYU. He played in 26 career games (24 at BYU) with 13 starts and was a 2023 team captain. Suamataia was selected to the 2023 second-team All-Big 12 team. In the 2022 season, Suamataia didn't allow a sack in 361 pass blocking snaps. Suamataia has appeared in three games (two starts) in 2024.

TE Jared Wiley was the first of two fourth round picks by the Chiefs. Kansas City used the 131st pick on Wiley. Wiley played three seasons at Texas (2019-21) before transferring and spending two seasons at TCU (2022-23). As a team captain in 2023, Wiley ended his Horned Frog career with 47 receptions, which led the team and ranked fourth nationally among Power Five tight ends, for 520 receiving yards. His eight touchdowns were a team-high and tied for the most in the nation among tight ends. Wiley has appeared in three games (one start) in 2024.

DB Jaden Hicks was the second of the two fourth round picks by Kansas City. Hicks was selected with pick No. 133. He played three years at Washington State (2021-23). In 2023, Hicks appeared in 12 contests (four starts) totaling 79 tackles (49 solo), 2.5 sacks (-16.0 yards), six tackles for loss (-22.0 yards) and two interceptions. He averaged 6.6 tackles per game which ranked 11th in the Pac-12. According to Pro Football Focus, Hicks had the best coverage grade among Pac-12 safeties (84.9), the second-highest overall grade (77.7), and the second-best pass rush grade (83.6). Hicks also had the best coverage grade among all Pac-12 defensive players (84.9), the fourth-best overall defensive grade in the Pac-12 (77.7) and ranked sixth in coverage (84.9) nationally among all safeties. Hicks has appeared in three contests in 2024.

OL Hunter Nourzad was selected by the Kansas City Chiefs in the fifth round with the 159th overall pick. Nourzad played two seasons at Cornell University (2019, 2021; 2020 cancelled) before playing his final two seasons at Penn State (2022-23) to finish out his collegiate career. Starting in 2-out-of-12 games in 2023, Nourzad was voted second-team All-Big Ten by coaches and media, earned academic All-Big Ten honors, won Penn State's Tim Shaw Thrive award and was named to the team's Nittany Lion Club for the highest GPA as a senior. He also received the coaching staff's Offensive Player of the Week award after his performance against Iowa (9/23/23). Nourzad has played in three games this season.

OL C.J. Hanson was selected by Kansas City in the drafts seventh round with the 248th overall pick. Hanson spent five seasons at Holy Cross. In 2023, he was a part of an offensive line that ranked in the top-10 in the FBS nationally in rushing offense (third, 264.2 yards per game), total offense (fourth, 466.6 yards per game) and scoring offense (sixth, 36.9 yards per game). Hanson started all 11 games in the 2023 season and was an All-ECAC selection, All-New England honoree, All-Patriot first-team selection, Stat Perform All-America third-team and he was invited to the 2024 East-West Shrine Bowl.

CHIEFS HALL OF FAME INDUCTEE - TAMBA HALI

Tamba Hali spent all 12 of his NFL seasons with the Kansas City Chiefs (2006-17), appearing in 177 games (157 starts) which is the second-most by a linebacker in franchise history. Hali was named to five-straight Pro Bowls (2011-15) and the PFW/PFWA All-Rookie Team in his rookie season in 2006. He is still making his impact on Chiefs Kingdom by working with young pass rushers such as DE George Karlaftis and DE Felix Anudike-Uzomah.

Throughout his career, Hali tallied 596 tackles, 158 quarterback hits, 89.5 sacks (591.5 yards), 85 tackles for loss, 33 forced fumbles, 16 passes defended, eight fumble recoveries, two interceptions and one touchdown. Hali's 33 forced fumbles are the most in Chiefs history and his 89.5 sacks are ranked second in Chiefs history, only behind PFHOF Derrick Thomas. The 596 total tackles that he recorded throughout his career rank third in all-time Chiefs History and the 85 tackles for loss are the second-most among all-Chiefs linebackers, only trailing his former teammate, Justin Houston.



"My family and I are thrilled to announce Tamba Hali as this year's inductee into the Chiefs Hall of Fame," Chiefs Chairman and CEO Clark Hunt said. "From the day we drafted Tamba in 2006, he has inspired our fans with electrifying performances on the field and outstanding character off the field. Throughout his illustrious career, Tamba was respected and admired by his teammates, as he moved from defensive end to outside linebacker in his fourth season and quickly became a Pro Bowler. His stats speak for themselves, establishing him as one of the great defensive players in Chiefs history. And he is perhaps even more impressive off the field. Tamba's remarkable personal journey has molded a man of integrity, resilience and determination. He has given back to the community in Kansas City, in New Jersey, and in his childhood home of Liberia. Chiefs Kingdom, all around the world, is cheering for him today."



NEW TO THE KINGDOM

Since the beginning of 2024, the Kansas City Chiefs signed a number of veteran players to bolster the roster.

Pos.	Name	Last Team	How Acquired
QB	Carson Wentz	L.A. Rams	FA-24
WR	Hollywood Brown	Arizona Cardinals	FA-24
WR	Juju Smith-Schuster	New England Patriots	FA-24
DE	Cameron Thomas	Arizona Cardinals	T-24
RB	Samaje Perine	Cincinnati Bengals	FA-24

HEAD COACH ANDY REID NOTES

REID'S CAREER HIGHLIGHTS

• Head Coach Andy Reid holds a career record of 261-144-1 in the regular season, as well as a 26-16 postseason record. Reid's 287 combined wins rank fourth-most in NFL history and first among active coaches in regular season and postseason wins. He has defeated all 32 NFL teams as a head coach. His 131 regular season wins in his first 12 seasons with KC are more than any other head coach in franchise history (182 games). Reid owns a .644 regular season winning percentage and a .642 career winning percentage.

• The Chiefs have won eight-straight AFC West titles (2016-23) for the first time in franchise history. Kansas City earned the No. 1 seed in the AFC in the 2018 season and defeated the Colts to advance to the AFC Championship. In 2019, as the No. 2 seed, the Chiefs defeated the Texans, 51-31 to advance and host the AFC title game for the second year in a row and for the first time in franchise history. KC defeated the Titans to advance to Super Bowl LIV. The Chiefs defeated the 49ers in Super Bowl LIV for Reid's first Super Bowl victory as a head coach and KC's first SB victory in 50 years. In 2020 KC earned the number one seed, finishing with a franchise-best 14-2 record. In 2021, the Chiefs advanced to the AFC Championship Game, with Reid becoming the first to coach in four-straight home AFC Championship Games. In 2022, KC finished the regular season 14-3, earning the No. 1 seed. KC defeated the Jacksonville Jaguars, 27-20 to advance and host an NFL record of five straight AFC Championship Games. The Chiefs defeated the Bengals, 23-20 to advance to Super Bowl LVII where they defeated the Philadelphia Eagles, 38-35. In 2023, after the Chiefs finished 11-6 in the regular season, KC beat the Miami Dolphins 26-7 at home in the Wild Card Round Game. The Chiefs went on to win consecutive road games in Buffalo (Divisional Round Game, 27-24), and Baltimore (AFC Championship, 17-10) and advanced to their fourth Super bowl in five years where they beat the San Francisco 49ers in OT, 25-22.

• A 12-4 record in 2016 earned KC the number two seed and a first-round bye in the playoffs. Reid guided Kansas City to its first playoff win in 22 years in 2015. The club finished 11-5 after a 1-5 start, the greatest turnaround in a single season in NFL history. The 2013 Chiefs, led by Head Coach Andy Reid, orchestrated the greatest single-season turnaround in franchise history after an 11-5 finish. In 2012, the team finished 2-14, a +9 turnaround in his first season with the club. During Reid's 14 seasons in Philadelphia, his teams made the postseason nine times, which ranked third in the NFL behind Indianapolis' 12 and New England's 10.

• Including his time as an assistant coach, Reid's teams have now made 24 playoff appearances, as well as seven Super Bowl appearances after playing in a combined eight NFC Championships and six AFC Championships. He won Super Bowl XXXI as an assistant in Green Bay and Super Bowl LIV, Super Bowl LVII and Super Bowl LVIII as the head coach in Kansas City. Reid owns three NFC titles, four AFC titles and 17 division titles in his career dating back to his days as an assistant. He mentored Hall of Fame quarterback Brett Favre while with the Packers and QB Donovan McNabb with the Eagles.

REID VIA THE NFL DRAFT - HIS 1ST ROUND PICKS

Chiefs Head Coach Andy Reid has made 21 first-round selections as a head coach in the NFL.

Yr.	No. (Overall)	Selection (School)
1999	2	QB Donovan McNabb (Syracuse)
2000	6	DT Corey Simon (Florida State)
2001	25	WR Freddie Mitchell (UCLA)
2002	26	CB Lito Sheppard (Florida)
2003	15	DE Jerome McDougle (Miami)
2004	16	T Shawn Andrews (Arkansas)
2005	31	DT Mike Patterson (Southern California)
2006	14	DT Brodrick Bunkley (Florida State)
2007	--	No First-Round Selection
2008	--	No First-Round Selection
2009	19	WR Jeremy Maclin (Missouri)
2010	13	DE Brandon Graham (Michigan)
2011	21	G Danny Watkins (Baylor)
2012	12	DT Fletcher Cox (Mississippi State)
2013 (KC)	1	T Eric Fisher (Central Michigan)
2014	23	LB Dee Ford (Auburn)
2015	18	CB Marcus Peters (Washington)
2016	--	No First-Round Selection
2017	10	QB Patrick Mahomes (Texas Tech)
2018	--	No First-Round Selection
2019	--	No First-Round Selection
2020	32	RB Clyde Edwards-Helaire (LSU)
2021	--	No First-Round Selection
2022	21	Trent McDuffie (Washington)
2022	30	George Karlaftis (Purdue)
2023	31	Felix Anudike-Uzomah (Kansas State)
2024	28	Xavier Worthy (Texas)



ANDY REID'S HEAD COACHING RECORD

Year	Reg. Season	Pct.	Postseason	Overall	Result
1999	5-11	.313	0-0	5-11	5th in NFC East
2000	11-5	.688	1-1	12-6	2nd in NFC East; Reached Divisional Playoffs
2001	11-5	.688	2-1	13-6	1st in NFC East; Reached NFC Championship Game
2002	12-4	.750	1-1	13-5	1st in NFC East; Reached NFC Championship Game
2003	12-4	.750	1-1	13-5	1st in NFC East; Reached NFC Championship Game
2004	13-3	.813	2-1	15-4	1st in NFC East; Reached Super Bowl XXXIX
2005	6-10	.375	0-0	6-10	4th in NFC East
2006	10-6	.625	1-1	11-7	1st in NFC East; Reached Divisional Playoffs
2007	8-8	.500	0-0	8-8	4th in NFC East
2008	9-6-1	.594	2-1	11-7-1	2nd in NFC East; Reached NFC Championship Game
2009	11-5	.688	0-1	11-6	2nd in NFC East; Reached Wild Card Playoffs
2010	10-6	.625	0-1	10-7	1st in NFC East; Reached Wild Card Playoffs
2011	8-8	.500	0-0	8-8	2nd in NFC East
2012	4-12	.250	0-0	4-12	4th in NFC East
2013	11-5	.688	0-1	11-6	2nd in AFC West; Reached Wild Card Playoffs
2014	9-7	.563	0-0	9-7	2nd in AFC West
2015	11-5	.688	1-1	12-6	2nd in AFC West; Reached Divisional Playoffs
2016	12-4	.750	0-1	12-5	1st in AFC West; Reached Divisional Playoffs
2017	10-6	.625	0-1	10-7	1st in AFC West; Reached Wild Card Playoffs
2018	12-4	.750	1-1	13-5	1st in AFC West; Reached AFC Championship Game
2019	12-4	.750	3-0	15-4	1st in AFC West; Super Bowl LIV Champions
2020	14-2	.875	2-1	16-3	1st in AFC West; Reached Super Bowl LV
2021	12-5	.706	2-1	14-6	1st in AFC West; Reached AFC Championship Game
2022	14-3	.824	3-0	17-3	1st in AFC West; Super Bowl LVII Champions
2023	11-6	.647	4-0	15-6	1st in AFC West; Super Bowl LVIII Champions
2024	3-0	1.000	0-0	3-0	
TOTALS	261-144-1	.644	26-16	287-160-1	19 Playoff Berths, 14 Div. Titles, 1 NFC Title, 4 AFC Titles, 3 SBs

REID AS A HEAD COACH VS. THE NFL

Below is Chiefs Head Coach Andy Reid's record against the NFL as a head coach. He is 261-144-1 in the regular season, as well as 26-16 in the post-season. Reid has 287 total career wins as a head coach.

Opponent	Reg. Season	Postseason	Total
vs. Denver Broncos	17-7	0-0	17-7
vs. Kansas City Chiefs	3-0	0-0	3-0
vs. Las Vegas Raiders	19-6	0-0	19-6
vs. Los Angeles Chargers	19-6	0-0	19-6
vs. AFC West	58-19	0-0	58-19
vs. Baltimore Ravens	7-2	1-0	8-2
vs. Cincinnati Bengals	4-5-1	1-1	5-6-1
vs. Cleveland Browns	8-0	1-0	9-0
vs. Pittsburgh Steelers	5-5	1-1	6-6
vs. AFC North	24-12-1	4-2	28-14-1
vs. Houston Texans	8-2	2-0	10-2
vs. Indianapolis Colts	2-6	1-1	3-7
vs. Jacksonville Jaguars	7-2	1-0	8-2
vs. Tennessee Titans	2-8	1-1	3-9
vs. AFC South	19-18	5-2	24-20
vs. Buffalo Bills	6-6	3-0	9-6
vs. Miami Dolphins	7-1	1-0	8-1
vs. New England Patriots	6-4	0-3	6-7
vs. New York Jets	7-1	0-0	7-1
vs. AFC East	26-12	4-3	30-15
vs. Dallas Cowboys	19-12	0-1	19-13
vs. New York Giants	17-14	2-1	19-15
vs. Washington Commanders	20-11	0-0	20-11
vs. Philadelphia Eagles	3-1	1-0	4-1
vs. NFC East	59-38	3-2	62-40
vs. Arizona Cardinals	7-7	0-1	7-8
vs. San Francisco 49ers	8-4	2-0	10-4
vs. Seattle Seahawks	5-4	0-0	5-4
vs. Los Angeles Rams	7-3	0-1	7-4
vs. NFC West	27-18	2-2	29-20
vs. Atlanta Falcons	9-3	2-0	11-3
vs. Carolina Panthers	6-2	0-1	6-3
vs. Tampa Bay Buccaneers	6-4	2-2	8-6
vs. New Orleans Saints	5-3	0-1	5-4
vs. NFC South	26-12	4-4	30-16
vs. Chicago Bears	7-5	1-0	8-5
vs. Detroit Lions	5-2	0-0	5-2
vs. Green Bay Packers	5-6	1-1	6-7
vs. Minnesota Vikings	5-2	2-0	7-2
vs. NFC North	22-15	4-1	26-16



MOST OVERALL WINS; ACTIVE NFL HEAD COACHES

Andy Reid is one of five active NFL head coaches with over 150 victories. He has 287 overall wins and is one of three active coaches with 10 or more postseason victories.

Rk.	Coach	Reg.	Post	Total
1.	Andy Reid, KC/PHI	261	26	287
2.	Mike Tomlin, PIT	176	8	184
3.	Mike McCarthy GB/DAL	168	11	179
4.	John Harbaugh, BAL	161	12	173
5.	Sean Payton, NO/DEN	161	9	170

Reid defeated the Tennessee Titans in 2013, giving him wins against all 32 NFL teams. He became only the sixth head coach in NFL history to accomplish that feat. Below is a look at all the coaches who have done it:

Bill Belichick (Not Active)
Tony Dungy (Retired)
Mike Shanahan (Retired)

Bill Parcells (Retired)
Andy Reid (KC)
John Fox (Retired)



THE BEST IN CHIEFS HISTORY

In his 12th season as head coach in Kansas City, Andy Reid is the club's second-longest tenured head coach trailing only Pro Football Hall of Fame Coach Hank Stram (15 years). Reid's .720 regular season win percentage is the top mark in franchise history. In Reid's 182 regular season games with the Chiefs, he has registered a 68-24 (73.9%) record as the home team and a 63-27 (70.0%) record as the road team.

HIGHEST REGULAR SEASON WIN PERCENTAGE

Name	Career Rec.	Pct.	Years
1. Reid	131-51-0	.720	2013-Present
2. Schottenheimer	101-58-1	.634	1989-98
3. Stram	124-76-10	.614	1960-74
4. Vermeil	44-36-0	.550	2001-05

Amongst active NFL head coaches with their current team, Reid is the third-longest tenured coach. Amongst those three, Reid's 72.0% regular season win percentage with the Chiefs puts him at first among the longest-tenured coaches besting PIT's Mike Tomlin (63.7%) and ahead of BAL's John Harbaugh (61.5%). Reid - who is the all-time winningest head coach in Philadelphia Eagles and Kansas City Chiefs history - is the only coach to have the most all-time wins for two different NFL franchises.

LONGEST TENURED ACTIVE COACHES REG. SEASON WIN PCT.

Name.	Pct.	Years
1. Andy Reid	72.0%	12 - KC
2. Mike Tomlin	63.7%	18 - PIT
3. John Harbaugh	61.5%	17 - BAL
4. Sean McVay	60.2%	8 - LA
5. Kyle Shanahan	55.1%	8 - SF

CHIEFS GENERAL MANAGER BRETT VEACH



QUICK FACTS ON CHIEFS GM BRETT VEACH

• Brett Veach was named the seventh general manager in Kansas City Chiefs history on July 10, 2017. The 2024 season marks Veach's eighth season as an NFL general manager and his 18th year in the National Football League. Prior to being elevated, he previously served as the Chiefs Co-Director of Player Personnel.

• In his first seven seasons as the GM, Veach has helped the team earn Super Bowl victories in Super Bowls LIV, LVII and LVIII, four AFC Championships and seven straight AFC West titles (2017-23), as well as the number one seed in the AFC in 2018, 2020 and 2022, and the number two seed in 2019 and 2021. The Chiefs defeated the Colts, to advance to the AFC title game in 2018. KC defeated the Texans, to advance and host the AFC title game for the second year in a row in 2019. The Chiefs defeated the Titans to advance to Super Bowl LIV, then advancing to back-to-back Super Bowls for the first time in franchise history (2019-20). In the 2021 AFC Divisional Round, KC defeated the Buffalo Bills to advance to the AFC Championship Game. In 2022, KC defeated the Jaguars to advance to the AFC title game, making them the host for five-straight AFC Championship Games (2018-22). The Chiefs defeated the Bengals, 23-20 to advance to Super Bowl LVII beating the Eagles 38-35, making it their third Super Bowl appearance in four years. In 2023, KC defeated the Dolphins in the Wild Card Round where they advanced and beat the Bills in the Divisional Round. In the AFC Championship, KC defeated the Ravens 17-10 and advanced to Super Bowl LVIII, their second back-to-back SB trip, where they defeated the San Francisco 49ers in OT, 25-22.

• He is in his 12th season with the Chiefs after originally joining the club in 2013. He was promoted to Co-Director of Player Personnel prior to the 2015 season after serving two seasons as the club's Pro and College Personnel Analyst (2013-14).

• The Mount Carmel, Pennsylvania, native served as a Southeast Regional Scout for the Philadelphia Eagles (2011-12) after originally joining Philadelphia's Player Personnel Department as a Pro and College Scout in 2010. Prior to entering the scouting department, Veach was the Assistant to Head Coach Andy Reid for three seasons in Philadelphia (2007-09).

• Before joining the Eagles, Veach was the Supervisor of Intercollegiate Athletic Events at his alma mater, the University of Delaware (2005-06). He was a four-year letterman as a wide receiver for the Blue Hens. He left Delaware as the school's all-time leader in kickoff return yards with 1,558 yards. He was a stand-out running back for Mount Carmel High School. Wife - Alison; Children - twin sons, Elijah and Wylan, and a daughter, Ella.

VEACH IN THE NFL DRAFT AS PERSONNEL MAN

Since entering the NFL, Chiefs GM Brett Veach has been a part of personnel staffs that have drafted the below first-round picks.

Yr.	No. (Overall)	Selection (School)
2007 (PHI)	--	No First-Round Selection
2008	--	No First-Round Selection
2009	19	WR Jeremy Maclin (Missouri)
2010	13	DE Brandon Graham (Michigan)
2011	21	G Danny Watkins (Baylor)
2012	12	DT Fletcher Cox (Mississippi State)
2013 (KC)	1	T Eric Fisher (Central Michigan)
2014	23	LB Dee Ford (Auburn)
2015	18	CB Marcus Peters (Washington)
2016	--	No First-Round Selection
2017	10	QB Patrick Mahomes (Texas Tech)
2018	--	No First-Round Selection
2019	--	No First-Round Selection
2020	32	RB Clyde Edwards-Helaire (LSU)
2021	--	No First-Round Selection
2022	21	Trent McDuffie (Washington)
2022	30	George Karlaftis (Purdue)
2023	31	Felix Anudike-Uzomah (Kansas State)
2024	28	Xavier Worthy (Texas)

NOTABLE TRANSACTIONS

During his time as GM, Veach has made significant moves not via the draft that have contributed to KC's success.

Name	Date	How Acquired
K Harrison Butker	9/26/17	FA - 17
T Andrew Wylie	12/29/17	FA - 17
WR Sammy Watkins	3/14/18	FA - 18
LB Anthony Hitchens	3/15/18	FA - 18
CB Charvarius Ward	8/31/18	T - 18 (DAL)
S Tyrann Mathieu	3/14/19	FA - 19
DE Frank Clark	4/24/19	T - 19 (SEA)
DE Terrell Suggs	12/16/19	W - 19 (ARI)
G Joe Thuney	3/17/21	FA - 21
T Orlando Brown	4/23/21	T - 21 (BAL)
LB/DE Melvin Ingram	11/2/21	T - 21 (PIT)
WR JuJu Smith-Schuster	3/21/22	FA - 22
WR Marquez Valdes-Scantling	3/24/22	FA - 22
S Justin Reid	3/17/22	FA - 22
DE/OLB Carlos Dunlap	7/28/22	FA - 22
WR Kadarius Toney	10/27/22	T - 22 (NYG)
T Jawaan Taylor	3/16/23	FA - 23
T Donovan Smith	5/4/23	FA - 23
WR Mecole Hardman	10/18/23	T - 23 (NYJ)

VEACH'S NFL RECORD

Year	Reg. Season	Pct.	Playoffs	Overall	Result
2007	8-8	.500	0-0	8-8	4th in NFC East
2008	9-6-1	.594	2-1	11-7-1	2nd in NFC East; Reached NFC Championship Game
2009	11-5	.688	0-1	11-6	2nd in NFC East; Reached Wild Card Playoffs
2010	10-6	.625	0-1	10-7	1st in NFC East; Reached Wild Card Playoffs
2011	8-8	.500	0-0	8-8	2nd in NFC East
2012	4-12	.250	0-0	4-12	4th in NFC East
2013	11-5	.688	0-1	11-6	2nd in AFC West; Reached Wild Card Playoffs
2014	9-7	.563	0-0	9-7	2nd in AFC West
2015	11-5	.688	1-1	12-6	2nd in AFC West; Reached Divisional Playoffs
2016	12-4	.750	0-1	12-5	1st in AFC West; Reached Divisional Playoffs
2017	10-6	.625	0-1	10-7	1st in AFC West; Reached Wild Card Playoffs
2018	12-4	.750	1-1	13-5	1st in AFC West; Reached AFC Championship Game
2019	12-4	.750	3-0	15-4	1st in AFC West; Super Bowl LIV Champions
2020	14-2	.875	2-1	16-3	1st in AFC West; Reached Super Bowl LV
2021	12-5	.706	2-1	14-6	1st in AFC West; Reached AFC Championship Game
2022	14-3	.824	3-0	17-3	1st in AFC West; Super Bowl LVII Champions
2023	11-6	.647	4-0	15-6	1st in AFC West; Super Bowl LVIII Champions
2024	3-0	1.000	0-0	3-0	
TOTALS	181-96-1	.653	18-10	199-106-1	13 Playoff Appearances, 9 Div. Titles, 4 AFC Titles, 3 SBs

CHIEFS CHAIRMAN AND CEO CLARK HUNT



QUICK FACTS ON CHIEFS CHAIRMAN & CEO CLARK HUNT

- Clark Hunt has been the driving force behind the resurgence of the Chiefs, transforming the iconic franchise into one of the most successful teams in the NFL.
- Hunt has been Chairman of the Chiefs since 2005, and since taking over an expanded role as both Chairman and CEO in 2010, the Chiefs have earned nine AFC West Division Championships, including eight-straight between 2016-23. Since 2010, the club has qualified for the playoffs 11 times and played in six AFC Championship Games, hosting five-consecutive (2018-22), becoming the first team in NFL history to host five-straight conference title games.
- Hunt has hoisted the award that bears his father's name – the Lamar Hunt Trophy – four times in the past five seasons. In three of those years, the club took home the Lombardi Trophy as Super Bowl champions, winning Super Bowls LIV, LVII and LVIII. Over the five-year stretch, the club has qualified for back-to-back Super Bowls twice (2019 and 2020, 2022 and 2023), becoming just the second team this century to win back-to-back world championships. The Chiefs are one of just seven NFL franchises to own at least four Super Bowl titles (IV, LIV, LVII and LVIII).
- Hunt reorganized the leadership structure of the Chiefs in 2013 so the head coach, the general manager and the team president would all report directly to the Chairman and CEO for the first time in team history. As part of the restructuring, Hunt hired Andy Reid as head coach in 2013, and in the 12 seasons since, the club has won 131 regular season games, which ranks first in the NFL over that time.
- In April of 2024, Hunt extended the contracts of Reid, General Manager Brett Veach and Team President Mark Donovan, ensuring the leadership of the club's football and business operations will remain in place for years to come.
- Hunt graduated first in his class at Southern Methodist University in 1987, earning a degree in business administration with a concentration in finance. He was a team captain and four-year letterman on the Mustangs' nationally ranked soccer team. He received the SMU Distinguished Alumni Award in 2020 for outstanding leadership in philanthropy, business, and civic life, and currently serves on the SMU Board of Trustees.
- Clark and his wife, Tavia, are actively involved in numerous philanthropic initiatives in both Kansas City and Dallas. The couple has three children - Gracie, Knobel and Ava.

HUNT'S LEADERSHIP AT THE NFL LEVEL

In addition to returning the franchise his father founded to national prominence, Clark Hunt is a leading voice among National Football League owners.

In 2019, Hunt was named Chairman of the NFL Finance Committee after serving as a member for seven years. In addition to the International and Finance committees, Hunt is also a current member of three other League committees: the NFL Personal Conduct Committee, the Management Council Executive Committee (CEC) and the Commissioner's Special Committee on Ownership Policy.

In 2006, still early in his role as Chairman of the Chiefs, Hunt served on the NFL's Commissioner Search Committee which recommended Roger Goodell as the successor to then-Commissioner Paul Tagliabue. Hunt was appointed to the NFL's Digital Media Committee in 2007 and served until it was restructured in 2019.

Beyond his service on various league committees, Hunt has served a key role in securing the ongoing labor peace between the National Football League and the NFL Players Association over the past decade. He was appointed by Goodell as one of 10 NFL owners to negotiate the NFL's new Collective Bargaining Agreement in 2011, and again in 2020, Hunt was an integral member of the NFL's negotiating team that helped deliver a new Collective Bargaining Agreement a full season ahead of the deadline.

CARRYING ON THE OFF-FIELD LEGACY

As the son of legendary American sports pioneer and Chiefs Founder Lamar Hunt, Clark Hunt has built upon his father's legacy by ensuring the Chiefs organization remains focused on its core mission: Honor Tradition, Unite Our Community, Win with Character and Inspire Our Fans.

This commitment included a \$125 million contribution from the Hunt family as part of the \$375 million renovation of GEHA Field at Arrowhead Stadium which was completed in 2010, as well as upgraded stadium technology, new seats, and additional stadium infrastructure measures. This commitment to the community extends beyond the field, with more than 50 pieces of art on display as part of the Arrowhead Art Collection, which combines two pieces of the cultural fabric of Kansas City – sports and the arts.

Hunt and his family steward a number of initiatives that were established under Lamar and have continued to grow over the years. The Chiefs Charity Game has raised more than \$16 million dollars for multiple youth-focused charities since its inception in 1985. Over the past decade, the sale of Red Friday flags has raised more than \$5.5 million to help Ronald McDonald House Charities of Kansas City continue its mission of keeping families close in times of sickness and need. The team's Kickoff Luncheon serves as a way to welcome the players and coaches back to Kansas City with fans and members of the business community. Finally, the Hunt Family Foundation, a 501(c)(3) nonprofit organization which was established in 1983 as the Chiefs Children's Fund, prioritizes youth-based charities, hunger relief, health and wellness, as well as children and families in crisis through philanthropy, programming and volunteerism.

HUNT'S NFL RECORD AS CHAIRMAN AND CEO

Year	Reg. Season	Pct.	Playoffs	Overall	Result
2010	10-6	.625	0-1	10-7	1st in AFC West; Reached Wild Card Playoffs
2011	7-9	.438	0-0	7-9	4th in AFC West
2012	2-14	.125	0-0	2-14	4th in AFC West
2013	11-5	.688	0-1	11-6	2nd in AFC West; Reached Wild Card Playoffs
2014	9-7	.563	0-0	9-7	2nd in AFC West
2015	11-5	.688	1-1	12-6	2nd in AFC West; Reached Divisional Playoffs
2016	12-4	.750	0-1	12-5	1st in AFC West; Reached Divisional Playoffs
2017	10-6	.625	0-1	10-7	1st in AFC West; Reached Wild Card Playoffs
2018	12-4	.750	1-1	13-5	1st in AFC West; Reached AFC Championship Game
2019	12-4	.750	3-0	15-4	1st in AFC West; Super Bowl LIV Champions
2020	14-2	.875	2-1	16-3	1st in AFC West; AFC Champions - Reached Super Bowl LV
2021	12-5	.706	2-1	14-6	1st in AFC West; Reached AFC Championship Game
2022	14-3	.824	3-0	17-3	1st in AFC West; Super Bowl LVII Champions
2023	11-6	.647	4-0	15-6	1st in AFC West; Super Bowl LVIII Champions
2024	3-0	1.000	0-0	3-0	
TOTALS	150-80	.652	16-8	166-88	11 Playoff Appearances, 9 Div. Titles, 4 AFC Titles, 3 SBs

CHIEFS QUARTERBACK PATRICK MAHOMES

MAHOMES CHIEFS ALL-TIME PASSING LEADER

Chiefs QB Patrick Mahomes surpassed PFHOF Len Dawson for the most passing yards in Chiefs history on Sept. 5, 2024 with a 23-yard pass to TE Travis Kelce. Mahomes now owns 29,083 passing yards, achieving this milestone in just 99 career starts.

MOST PASSING YARDS, CHIEFS

Rk.	Yards	Player	Years
1.	29,083	Patrick Mahomes	2017-24
2.	28,507	Len Dawson	1962-75
3.	21,459	Trent Green	2001-06
4.	17,608	Alex Smith	2013-17

MAHOMES STARTS HOT

Chiefs QB Patrick Mahomes earned the NFL's MVP award in 2018. His 50 TD passes in 2018 tied for the second-best mark in NFL history.

MOST TD PASSES SINGLE SEASON

Rk.	Name	Team	TDS	Year
1.	Peyton Manning	DEN	55	2013
2t.	Patrick Mahomes	KC	50	2018
	Tom Brady	NE	50	2007
4.	Peyton Manning	IND	49	2004

MAHOMES IN CHIEFS RECORD BOOK

Chiefs QB Patrick Mahomes has already cracked into the Chiefs record books with only 99 games under his belt. Below is a look at different categories where Mahomes has cemented his name in Chiefs history.

CHIEFS RECORD FOR MOST TD PASSES IN SINGLE GAME

Rk.	Name	TDS	Opp.	Date
1t.	Patrick Mahomes	6	at PIT	Sept. 16, 2018
	Patrick Mahomes	6	at LAR	Nov. 19, 2018
	Len Dawson	6	DEN	Nov. 1, 1964

CHIEFS RECORD FOR TD PASSES IN A SEASON

Rk.	Name	Year	Comp.	Yds.	TD
1.	Patrick Mahomes	2018	66.0%	5,097	50
2.	Patrick Mahomes	2022	67.1%	5,250	41
3.	Patrick Mahomes	2020	66.3%	4,740	38
4.	Patrick Mahomes	2021	66.3%	4,839	37

CHIEFS RECORD FOR HIGHEST PASSER RATING IN SINGLE GAME

Rk.	Name	Rtg.	Opp.	Date
1t.	Alex Smith	158.3	at OAK	Dec. 15, 2013
	Trent Green	158.3	at DET	Dec. 14, 2003
3.	Steve Bono	156.6	at SEA	Sept. 3, 1995
4.	Patrick Mahomes	154.8	at PIT	Sept. 16, 2018

MAHOMES AMONG 2018-24 PASSING LEADERS

2018-24 PASSING YARDS

Rk.	Name	Team	Yards
1.	Patrick Mahomes	KC	28,799
2.	Jared Goff	LAR/DET	26,259
3.	Derek Carr	LV/NO	24,995
4.	Kirk Cousins	MIN/ATL	23,891
5.	Josh Allen	BUF	23,337

2018-24 PASSING TOUCHDOWNS

Rk.	Name	Team	TDS
1.	Patrick Mahomes	KC	224
2.	Kirk Cousins	MIN/ATL	175
3.	Josh Allen	BUF	174
4.	Russell Wilson	SEA/DEN/PIT	173
5.	Aaron Rodgers	GB/NYJ	167

2018-24 TOUCHDOWN-TO-INTERCEPTION DIFFERENTIAL

Rk.	Name	Team	TDS	INTs	Diff.
1.	Patrick Mahomes	KC	224	66	+158
2.	Aaron Rodgers	GB/NYJ	167	28	+139
3.	Russell Wilson	SEA/DEN/PIT	173	50	+123
4.	Kirk Cousins	MIN	175	58	+117
5.	Tom Brady	NE/TB	161	52	+109

2018-24 PASSER RATING (MIN. 750 ATTEMPTS, ACTIVE)

Rk.	Name	Team	Rating
1.	Patrick Mahomes	KC	103.4
2.	Aaron Rodgers	GB/NYJ	103.1
3.	Russell Wilson	SEA/DEN	101.2
4.	Kirk Cousins	MIN/ATL	100.9
5.	Dak Prescott	DAL	99.6

2018-24 YARDS PER ATTEMPT (MIN. 750 ATTEMPTS, ACTIVE)

Rk.	Name	Team	Y/A
1.	Jimmy Garoppolo	SF/LV/LAR	8.16
2.	Patrick Mahomes	KC	7.90
3.	Jameis Winston	TB/NO/CLE	7.82
4.	Deshaun Watson	HOU/CLE	7.80
5.	Tua Tagovailoa	MIA	7.72

2018-24 YARDS PER COMPLETION (MIN. 750 ATTEMPTS, ACTIVE)

Rk.	Name	Team	Y/C
1.	Jameis Winston	TB/NO/CLE	12.70
2.	Jimmy Garoppolo	SF/LV/LAR	12.11
3.	Patrick Mahomes	KC	11.86
4.	Deshaun Watson	HOU/CLE	11.73
5.	Jalen Hurts	PHI	11.69

2018-24 TD PERCENTAGE (MIN. 750 ATTEMPTS, ACTIVE)

Rk.	Name	Team	TD %
1.	Patrick Mahomes	KC	6.1
2.	Russell Wilson	SEA/DEN/PIT	6.1
3.	Aaron Rodgers	GB/NYJ	5.9
4.	Lamar Jackson	BAL	5.8
5.	Kirk Cousins	MIN/ATL	5.5

2018-24 PASS PLAYS OF 25+ YARDS

Rk.	Name	Team	25+ Yard Comp.
1.	Patrick Mahomes	KC	242
2.	Derek Carr	LV/NO	199
3.	Jared Goff	LAR/DET	194
4.	Russell Wilson	SEA/DEN/PIT	192
5.	Kirk Cousins	MIN/ATL	180

2018-24 PASSING FIRST DOWNS

Rk.	Name	Team	First Downs
1.	Patrick Mahomes	KC	1,424
2.	Jared Goff	LAR/DET	1,296
3.	Derek Carr	LV/NO	1,166
4.	Kirk Cousins	MIN/ATL	1,159
5.	Josh Allen	BUF	1,139

2018-24 REDZONE PASSING TDS

Rk.	Name	Team	RZ TDS
1.	Patrick Mahomes	KC	156
2t.	Russell Wilson	SEA/DEN/PIT	119
	Kirk Cousins	MIN/ATL	119
4.	Josh Allen	BUF	118
5.	Aaron Rodgers	GB/NYJ	115

BY THE NUMBERS - PATRICK MAHOMES VS. THE NFL - REGULAR SEASON

Chiefs QB Patrick Mahomes is in his eighth NFL season and seventh as the team's full-time signal-caller. Mahomes led the Chiefs to a 12-4 record in both 2018 and 2019, as well as a 14-2 record and the top seed in the AFC in 2020. In the NFL's first 17-game season in 2021, Mahomes led the Chiefs to a 12-5 record, once again taking first in the AFC West. In 2022 he led Kansas City to a 14-3 finish, the second 14-win season (2020) in franchise history again giving Kansas City the top seed in the AFC. In 2023, Mahomes had 4,183 passing yards and 27 touchdowns, leading Kansas City to an 11-6 finish, clinching the playoffs once again. Mahomes had 5,097 yards through the air in the 2018 season, the most in a season in franchise history at the time, and his 50 passing touchdowns in 2018 are tied for the second most all-time in a single season in NFL history. In 99 career regular season starts, Mahomes has accumulated 29,083 career passing yards and 224 career passing TDs (Below are regular season totals).

AFC West								
Team	G	Att.	Comp.	Yds.	TD	Int.	Pct.	Rtg.
Broncos	13	457	304	3,505	19	11	66.5	93.3
Chargers	10	367	235	2,815	25	6	64.0	103.3
Chiefs	0	0	0	0	0	0	0	0
Raiders	12	444	294	3,573	30	4	66.2	109.6
Total	35	1,268	833	9,893	74	21	65.7	101.9

AFC East								
Team	G	Att.	Comp.	Yds.	TD	Int.	Pct.	Rtg.
Bills	4	163	104	1,106	7	5	63.8	85.1
Dolphins	2	64	44	578	4	3	68.8	98.3
Jets	2	72	49	619	6	2	68.1	110.8
Patriots	4	142	95	1,176	9	5	66.9	98.8
Total	12	441	292	3,479	26	15	66.2	95.6

AFC North								
Team	G	Att.	Comp.	Yds.	TD	Int.	Pct.	Rtg.
Bengals	5	155	109	1,236	10	3	70.3	107.4
Browns	2	68	50	712	6	1	73.5	130.3
Ravens	5	191	137	1,770	13	3	71.7	116.6
Steelers	2	58	46	584	9	0	79.3	148.2
Total	14	472	342	4,302	38	7	72.3	121.1

AFC South								
Team	G	Att.	Comp.	Yds.	TD	Int.	Pct.	Rtg.
Colts	2	74	42	583	2	1	56.8	85.6
Jaguars	4	147	102	1,327	9	4	69.4	106.6
Texans	3	108	79	820	8	1	73.1	115.5
Titans	3	153	99	1,098	4	2	64.7	89.2
Total	12	482	322	3,828	23	8	66.8	99.8

AFC Total								
Team	G	Att.	Comp.	Yds.	TD	Int.	Pct.	Rtg.
Total	73	2,663	1,789	21,502	161	51	67.2	103.9

NFC East								
Team	G	Att.	Comp.	Yds.	TD	Int.	Pct.	Rtg.
Cowboys	1	37	23	260	0	1	62.1	71.9
Eagles	2	73	48	455	7	2	65.8	103.4
Giants	1	48	29	275	1	1	60.4	74.6
Washington	1	47	32	397	2	2	68.1	90.5
Total	5	205	132	1,387	10	6	64.4	88.0

NFC North								
Team	G	Att.	Comp.	Yds.	TD	Int.	Pct.	Rtg.
Bears	2	66	47	523	5	0	71.2	119.7
Lions	2	81	45	541	2	1	55.6	79.3
Packers	2	70	41	376	2	1	58.6	76.8
Vikings	1	41	31	281	2	0	75.6	109.9
Total	7	258	164	1,721	11	2	63.6	93.8

NFC South								
Team	G	Att.	Comp.	Yds.	TD	Int.	Pct.	Rtg.
Buccaneers	2	86	60	711	6	1	69.8	113.1
Falcons	2	83	50	495	4	2	60.2	83.2
Panthers	1	45	30	372	4	0	66.7	121.7
Saints	1	47	26	254	3	0	55.3	92.0
Total	6	261	166	1,832	17	3	63.6	101.3

NFC West								
Team	G	Att.	Comp.	Yds.	TD	Int.	Pct.	Rtg.
49ers	2	72	49	737	6	1	68.1	123.4
Cardinals	2	67	51	609	7	0	76.1	138.2
Rams	2	88	60	798	7	4	68.2	104.3
Seahawks	2	68	39	497	5	0	57.4	104.8
Total	8	295	199	2,641	25	5	67.5	117.7

NFC Total								
Team	G	Att.	Comp.	Yds.	TD	Int.	Pct.	Rtg.
Total	26	1,019	661	7,581	63	16	64.9	101.2

QUARTERBACK PATRICK MAHOMES - NFL MVP SEASON (2018)

In his first season as the team's starting QB, Patrick Mahomes left his mark in both NFL and Chiefs record books each week. Below is a list of milestones he reached throughout the 2018 season.

Week 1 at Los Angeles Chargers (W. 38-28)

- 15 of 27 (55.6%) for 256 yards, 4 TD, 127.5 QB rating
- Earned AFC Offensive Player of the Week

Week 2 at Pittsburgh Steelers (W. 42-37)

- 23 of 28 (82.1%) for 326 yards, 6 TD, 154.8 QB rating
- Chiefs Record: 6 TD passes in a single game
- Tied QB Len Dawson's record set in 1964
- Chiefs Record: 10 TD passes in first 2 games of season
- Passed QB Len Dawson's record of 7 TDs set in 1963
- NFL Record: 10 TD passes in first 2 games of season
- Passed QBs Peyton Manning (2013), Drew Brees (2009) Charley Johnson (1965) who all had 9
- Youngest player in NFL History to pass for 6 TDs
- AFC Offensive Player of the Week

Week 3 vs. San Francisco 49ers (W. 38-27)

- 24 of 38 (63.2%) for 314 yards, 3 TD, 115.5 QB rating
- NFL Record: 13 TD passes through first 3 weeks of season
- Passed QB Tom Brady's 12 TD mark set in 2013

Week 4 at Denver Broncos (W. 27-23)

- 28 of 45 (62.2%) for 304 yards, 1 TD, 89.5 QB rating
- Chiefs Record: 1,200 passing yards through Week 4
- Passed Alex Smith's mark of 1,110 passing yards set in 2015
- AFC Offensive Player of the Month

Week 5 vs. Jacksonville Jaguars (W. 30-14)

- 22 of 38 (57.9%) for 313 yards, 0 TD, 62.7 QB rating
- Chiefs Record: 1,513 passing yards through Week 5
- Passed Alex Smith's mark of 1,391 passing yards set in 2015

Week 6 at New England Patriots (L. 43-40)

- 23 of 36 (63.9%) 352 yards, 4 TD, 110.0 QB rating
- Chiefs Record: 5 consecutive games with 300+ passing yards
- Passed QBs Trent Green (2004) and Bill Kenney's (1983) mark of four consecutive games of 300+ passing yards
- Chiefs Record: 1,865 passing yards through Week 6
- Passed Alex Smith's mark of 1,637 passing yards set in 2017

Week 7 vs. Cincinnati Bengals (W. 45-10)

- 28 of 39 (71.8%) for 358 yards, 4 TD, 123.7 QB rating
- NFL Record: 22 passing TDs through first 8 career games.
- Passed QB Kurt Warner's mark of 21 TDs (1998-99)
- Chiefs Record: 6 consecutive games with 300+ passing yards
- Passed Trent Green's mark of 4 consecutive games (2004)
- Chiefs Record: 2,223 passing yards through Week 7
- Passed Alex Smith's mark of 1,979 passing yards set in 2017
- FedEx Air NFL Player of the Week

Week 8 vs. Denver Broncos (W. 30-23)

- 24 of 34 (70.6%) for 303 yards, 4 TD, 125.0 QB rating
- NFL Record: 26 TD through first 9 career games
- Passed QB Kurt Warner's mark of 24 TDs (1998-99)
- NFL Record: 2,810 passing yards through first 9 career games
- Passed Andrew Luck's mark of 2,631 passing yards (2012)
- Chiefs Record: 7 consecutive games with 300+ passing yards
- Extends his franchise record
- FedEx Air NFL Player of the Week

Week 9 at Cleveland Browns (W. 37-21)

- 23 of 32 (71.9%) for 375 yards, 3 TD, 129.0 QB rating
- NFL Record: 29 TD through first 10 career games
- Passed QB Kurt Warner's mark of 24 TDs (1998-99).
- NFL Record: 3,185 passing yards through first 10 career games
- Passed Andrew Luck's mark of 2,965 passing yards (2012)
- Chiefs Record: 8 consecutive games with 300+ passing yards

Week 10 vs. Arizona Cardinals (W. 26-14)

- 21 of 28 (75.0%) for 249 yards, 2 TD, 125.4 QB rating
- NFL Record: 31 TD through first 11 career games
- Passed QB Kurt Warner's mark of 27 TDs (1998-99)
- NFL Record: 3,434 passing yards through first 11 career games
- Passed QB Andrew Luck's mark of 3,205 passing yards (2012)
- Chiefs Record: 31 TD passes in single season
- Passed QB L. Dawson's single-season record 30 TD passes (1964)

Week 11 at Los Angeles Rams (L. 54-51)

- 33 of 46 (71.7%) for 478 yards, 6 TD, 117.6 QB rating
- Chiefs Record: 9 games in single season with 300+ passing yards
- Passed QB Trent Green's mark of 8 games in 2004
- Chiefs Record: 6 TD passes in single game
- Tied his own franchise record set at Pittsburgh (9/16/18)
- Chiefs Record: 37 TD passes in single season
- Extends franchise record

Week 13 at Oakland Raiders (W. 40-33)

- 23 of 38 (60.5%) for 295 yards, 4 TD, 120.0 QB rating
- NFL Record: Fastest player to 4,000 passing yds (4,207 in 13 games)
- Chiefs Record: 10 games of 100.0+ passer rating in single season
- Tied QB Steve DeBerg's mark set in 1990
- Chiefs Record: 41 TD passes in single season
- Extends franchise record

Week 14 vs. Baltimore Ravens (W. 27-24)

- 35 of 53 (66.0%) for 377 yards, 2 TD, 91.5 QB rating
- Chiefs Record: 43 TD passes in single season
- Extends franchise record
- Chiefs Record: 10 games in a single season with 300+ passing yds.
- Extends franchise record

Week 15 vs. Los Angeles Chargers (L. 29-28)

- 24 of 34 (70.6%) for 243 yards, 2 TD, 110.3 rating
- Chiefs Record: 45 TD passes in single season
- Extends franchise record
- Chiefs Record: 11 games of 100.0+ passer rating in single season
- Passed QB Steve DeBerg's mark of 10 set in 1990

Week 16 at Seattle Seahawks (L. 38-31)

- 23 of 40 (57.5%) for 273 yards, 3 TD, 103.4 rating
- Chiefs Record: 48 TD passes in single season
- Extends franchise record
- Chiefs Record: 12 games of 100.0+ passer rating in single season
- Extends franchise record
- Chiefs Record: 4,816 passing yards in single season
- Passed QB Trent Green's mark of 4,591 yards set in 2004
- NFL Record: 31 TDs in road games in single season
- Passed QB Tom Brady's mark of 29 set in 2007

Week 17 vs. Oakland Raiders (W. 35-3)

- 14 of 24 (58.3%) for 281 yards, 2 TD, 109.9 rating
- Chiefs Record: 50 TD passes in single season
- Extends franchise record
- Chiefs Record: 13 games of 100.0+ passer rating in single season
- Extends franchise record
- Chiefs Record: 5,097 passing yards in single season
- Extends franchise record
- Chiefs Record: 383 passes completed in a single season
- Passed QB Trent Green's mark of 369 set in 2004

AFC Divisional Playoffs vs. Indianapolis Colts (W. 31-13)

- 27 of 41 (65.9%) for 278 yards, 1 Rushing TD, 85.2 rating
- Led Chiefs to first home playoff win since 1993 season.
- Helped advance Chiefs to first home AFC Championship appearance.

AFC Championship Game vs. New England Patriots (L. 31-37)

- 16 of 31 (51.6%) for 295 yards, 3 TDs, 117.0 rating
- Fourth-most passing yards in postseason game in team history
- Second-most TD passes in a single postseason game in club history

QUARTERBACK PATRICK MAHOMES - SUPER BOWL MVP SEASON (2019)

In his second season as the Chiefs full-time signal-caller, QB Patrick Mahomes continued his trend of performing at a high level. Below is a game-by-game breakdown of the accolades that Mahomes reached on his path to a Super Bowl title.

Week 1 at Jacksonville Jaguars (W, 40-26)

- Completed 25-of-33 passes (75.8%) for 378 yards, three TDs and a 143.2 passer rating, along with zero INTs.
- 211 first-half passing yards were most in NFL since QB Peyton Manning in 2004.
- Passed Pro Football HOF QB Kurt Warner for most passing yards in first 20 career games (5,759).

Week 2 at Oakland Raiders (W, 28-10)

- Completed 30-of-44 passes (68.2%) for 443 yards, four TDs and a 131.2 passer rating, along with zero INTs.
- 278 passing yards (NFL record) and four passing TDs in the second quarter broke a franchise mark.
- Guided offense to record-breaking 20th straight 26-point output.
- 821 passing yards from Week 1 to Week 2 set the franchise record for most passing yards in the first two weeks to being a season, also ranking fifth all-time in NFL history in the same category.
- Named AFC Offensive Player of the Week.
- Named FedEx Air & Ground's "Air" Player of the Week.

Week 3 vs. Baltimore Ravens (W, 33-28)

- Completed 27-of-37 passes (73.0%) for 374 yards, three TDs and a 132.0 passer rating, along with zero INTs.
- Passed Pro Football HOF QB Kurt Warner for most 300-yard passing games in a QB's first 20 career games in the Super Bowl era (13).
- 1,195 passing yards ranks through the first three games fourth all-time in NFL history.
- Named FedEx Air & Ground's "Air" Player of the Week for second consecutive week.

Week 4 at Detroit Lions (W, 34-30)

- Completed 24-of-42 (57.1%) for 315 yards and zero INTs.
- Ranked third in NFL history with 1,510 passing yards through the first four games.
- Threw for at least 300 yards in 14th career game, the third most in franchise history.
- Became just the fourth QB in NFL history to throw for at least 300 yards in each of the first four games to begin a season.
- Named AFC Offensive Player of the Month (September).

Week 5 vs. Indianapolis Colts (L, 13-19)

- Completed 22-of-39 (56.4%) for 321 yards, one TD and zero INTs.
- Broke the NFL record for most passing yards without throwing an INT to being a season (Peyton Manning, 2013; 1,744).
- Recorded 300-plus passing yards for 15th career time, tying the franchise record for the second-most career 300-yard passing games in club history (Bill Kenney).

Week 6 vs. Houston Texans (L, 24-31)

- Completed 19-of-35 (54.3%) for 273 yards, three TDs and one INT.
- Recorded his 14th career outing of throwing for at least three TDs, ranking third in team history for most games with three or more TD passes.
- Threw first INT of the season in the second quarter after accumulating 1,896 passing yards on the season, advancing his NFL-record to 2,027 passing yards thrown without an INT to begin a season.

Week 7 at Denver Broncos (W, 30-6)

- Completed 10-of-19 (52.6%) for 117 yards, one TD and zero INTs.
- Surpassed 7,500 career passing yards, setting a new NFL record (24 games).

Week 10 at Tennessee Titans (L, 32-35)

- Completed 36-of-50 (72.0%) for 446 yards, three TDs and zero INTs.
- With a passer rating of 119.2, accumulated his fifth outing with at least a 115.0 passer rating this season, marking just the fourth time

that a QB in their first three seasons has been able to do so in a team's first 10 games to begin a season.

- Marked his 16th career 300-yard passing performance, the second most in franchise history and third-most in NFL history in a QB's first three seasons.

Week 11 at Los Angeles Chargers (W, 24-17)

- Completed 19-of-32 (59.4%) for 182 yards and one TD.
- Rushed for a career-high 59 yards, tallying three rushing first downs.

Week 13 vs. Oakland Raiders (W, 40-9)

- Completed 15-of-29 passes (51.7%) for 175 yards and one TD.
- Rushed for at least 25 yards in second consecutive game, recording his first rushing TD of the season on a 13-yard carry.

Week 14 at New England Patriots (W, 23-16)

- Completed 26-of-40 passes (65.0%) for 283 yards with one TD and one INT.
- Became the first starting QB under the age of 25 to beat the Patriots in Foxborough, Mass., since 2011 (Jets QB Mark Sanchez).

Week 15 vs. Denver Broncos (W, 23-3)

- Completed 27-of-34 passes (88.9%) for 340 yards with two TDs and one INT.
- Tied Kurt Warner's record for second-most 300-yard passing games in a QB's first three NFL seasons (17 games).
- Recorded second-highest pass-completion percentage outing of career (79.4%).

Week 16 at Chicago Bears (W, 26-3)

- Completed 23-of-33 passes (69.7%) for 251 yards with two passing TDs and zero INTs.
- Became the fastest QB in NFL history to throw for 9,000 career passing yards and 75 career passing TDs (30th career game).
- Tied a single-season career-best with second rushing TD of the year.

Week 17 vs. Los Angeles Chargers (W, 31-21)

- Completed 16-of-25 passes (64.0%) for 174 yards, one passing TD and one INT.
- Added 21 rushing yards, taking his season total to 218 rushing yards.
- Guided the Chiefs offense to over 30 points scored for the unit's seventh time this season, helping secure the No. 2 seed in the AFC Playoffs.

AFC Divisional Round vs. Houston Texans (W, 51-31)

- Completed 23-of-35 passes (65.7%) for 321 yards and a franchise-record five TD passes.
- Guided the Chiefs to the franchise's largest comeback (24 pts)
- Recorded a 134.6 passer rating, becoming the first QB since Nick Foles (2017) to record a passer rating of over 134.5 in the postseason.
- His five TD passes were the most by a QB since Ben Roethlisberger recorded five TD throws in the 2017 postseason.

AFC Championship vs. Tennessee Titans (W, 35-24)

- Completed 23-of-35 passes (65.7%) for 294 yards, three passing TDs and zero INTs.
- Finished the game with a passer rating of 120.4, his second-highest single-game passer rating in a playoff game.
- Broke the franchise record for most career passing TDs in the postseason (11).
- Rushed for a team-best 53 yards with a postseason career-long TD rush of 27 yards.

Super Bowl LIV vs. San Francisco 49ers (W, 31-20)

- Completed 26-of-42 passes (61.9%) for 286 yards, two passing TDs and two INTs.
- Earned the Super Bowl LIV MVP Award after leading the Chiefs to 21 unanswered points in the game's final quarter.
- Rushed for a one-yard TD in the first quarter.

QUARTERBACK PATRICK MAHOMES 2020 ACCOLADES

In his third season as the team's starting QB, Patrick Mahomes continued to leave his mark in both NFL and Chiefs record books each week. Below is a list of milestones he's reached throughout the 2020 season.

Week 1 vs. Houston Texans (W, 34-20)

- 24 of 32 (75.0%) for 211 yards, 3 TD, 123.3 QB rating.
- Ties NFL record 25 wins in first 32 games (Dan Marino, Kurt Warner).
- Earned AFC Offensive Player of the Week.

Week 2 at Los Angeles Chargers (W, 23-20)

- 27 of 47 (57.4%) for 302 yards, 2 TD, 90.9 QB rating.
- NFL record 13 games since 2018 with 3+ players with a receiving TD.

Week 3 at Baltimore Ravens (W, 34-20)

- 31 of 42 (73.8%) for 385 yards, 4 TD, 133.5 QB rating.
- NFL record fastest QB to pass for 10,000 yards (34 games).
- Earned AFC Offensive Player of the Week.

Week 4 vs. New England Patriots (W, 26-10)

- 19 of 29 (65.5%) for 236 yards, 2TD, 113.6 QB rating.

Week 5 vs. Las Vegas Raiders (L, 40-32)

- 22 of 43 (51.2%) for 340 yards, 2 TD, 83.5 QB rating.

Week 6 at Buffalo Bills (W, 26-17)

- 21 of 26 (80.8%) for 225 yards, 2 TD, 128.4 QB rating.
- NFL record fastest QB to pass for 90-career touchdowns (37 games).
- Set Chiefs record with 16 consecutive games with a passing TD.

Week 7 at Denver Broncos (W, 43-16)

- 15 of 23 (65.2%) for 200 yards, 1 TD, 107.2 QB rating.
- Extended Chiefs record to 17 consecutive games with a passing TD.

Week 8 vs. New York Jets (W, 35-9)

- 31 of 42 (73.8%) for 416 yards, 5 TD, 144.4 QB rating.
- Extended Chiefs record to 18 consecutive games with a passing TD.
- Chiefs record 10 career games with 4+ passing TDs.
- NFL record 3+ passing TDs and 0 INTs in a half 10 times since 2018, twice as many as the QBs with the next-most (Aaron Rodgers and Tom Brady) (According to NFL Research).
- Earned AFC Offensive Player of the Week.
- Earned FedEx Air Player of the Week.

Week 9 vs. Carolina Panthers (W, 33-31)

- 30 of 45 (66.7%) for 372 yards, 4 TD, 144.4 QB rating.
- NFL Record fastest quarterback to reach 100-career TD passes - 101 TDs in 40 games.
- Extended Chiefs record to 19 consecutive games with a passing TD.
- Chiefs Record 11 games with 4+ passing TDs.
- Ties NFL record 350+ passing yards, 4+ passing TDs and 0 INTs in back-to-back games (joins QB Tom Brady as the only players to accomplish this in back-to-back weeks in a single season since at least 1950 (According to CBS Sports).



Week 11 at Las Vegas Raiders (W, 35-31)

- 34 of 45 (75.6%) for 348 yards, 2 TD, 1 INT, 102.8 QB rating.
- Extended Chiefs record to 20 consecutive games with a passing TD.

Week 12 at Tampa Bay Buccaneers (W, 27-24)

- 37 of 49 (75.5%) for 462 yards, 3 TD, 124.7 QB rating.
- Extended Chiefs record to 21 consecutive games with a passing TD.
- First player in NFL history with at least 30 completions and 300 passing yards in four consecutive games (NFL Research).
- Joins Dan Marino (six games) as only players with five career games with at least 400 passing yards and three touchdowns, in their first four seasons in NFL history.
- Tied Chiefs record 24 career games with 300+ passing yards.
- Earned FedEx Air Player of the Week.
- Earned NFL Offensive Player of the Month - November.

Week 13 vs. Denver Broncos (W, 22-16)

- 25 of 40 (62.5%) for 318 yards, 1 TD, 95.6 QB rating.
- Extended Chiefs record to 22 consecutive games with a passing TD.
- Chiefs record 25 career games with 300+ passing yards.

Week 14 at Miami Dolphins (W, 33-27)

- 24 of 34 (70.6%) for 393 Yards, 2 TD, 3 INT, 91.9 QB rating.
- Extended Chiefs record to 23 consecutive games with a passing TD.
- Extends Chiefs record 26 career games with 300+ passing yards.
- Tied NFL record (PFHOF QB Kurt Warner) 26 career 300-yard games for the most games of at least 300 passing yards a player's first four seasons in league annals.
- Chiefs record 26 career 300-yard games.
- According to NFL Communications, six-straight 315+ passing yards game, tied with QBs Drew Brees (2012-13) and Rich Gannon (2002) for the longest streak in NFL history.

Week 15 at New Orleans Saints (W, 32-29)

- 26 of 47 (55.3%) for 254 Yards, 3 TD, 0 INT, 92.0 QB rating.
- Extended Chiefs record to 24 consecutive games with a passing TD.
- Voted to the 2021 Pro Bowl.

Week 16 vs. Atlanta Falcons (W, 17-14)

- 24 of 44 (54.5%) for 278 Yards, 2 TD, 1 INT, 79.5 QB rating.
- Extended Chiefs record to 25 consecutive games with a passing TD.

Week 17 vs. Los Angeles Chargers (L, 38-21)

- Inactive (No. 1 Seed Clinched in AFC)

AFC Divisional vs. Cleveland Browns (W, 22-17)

- 21 of 30 (70.0%) for 255 Yards, 1 TD, 0 INT, 106.9 QB rating.
- Chiefs postseason record for most passing yards (1,729) in a career.
- KC postseason record for most passes attempted (214) in a career.
- KC postseason record for most completed passes (136) in a career.
- Chiefs postseason record for most TD passes (14) in a career.

AFC Championship vs. Buffalo Bills (W, 38-24)

- 29 of 38 (76.3%) for 325 Yards, 3 TD, 0 INT, 127.6 QB rating.
- NFL Record: youngest quarterback to start in three-consecutive conference championship games (25 years old), and the only quarter back to accomplish the feat prior to his 26th birthday. Also the first quarterback to do so in his first four seasons in the league.
- NFL postseason record for most TD passes (17) in first four seasons.
- Extends Chiefs postseason record for most passing yards (2,054) in a career.
- Extends KC postseason record for most passes attempted (252) in a career.
- Extends KC postseason record for most completed passes (165) in a career.
- Extends Chiefs postseason record for most TD passes (17) in a career.

Super Bowl LV at Tampa Bay Buccaneers (L, 31-9)

- 26 of 49 (53.1%) for 270 yards, 0 TD, 2 INT, 52.3 QB rating.
- Helped Chiefs earn back-to-back Super Bowl trips.
- Three AFC Championship appearances in three years starting.

QUARTERBACK PATRICK MAHOMES 2021 ACCOLADES

In his fourth season as the team's starting QB, Patrick Mahomes continued to leave his mark in both NFL and Chiefs record books each week. Below is a list of milestones he's reached throughout the 2021 season.

Week 1 vs. Cleveland Browns (W, 33-29)

- 27 of 36 (75.0%) for 337 yards, 3 TD, 131.4 QB rating.
- Chiefs/current NFL record 26 straight games with a passing TD.
- Chiefs record 27 games of 300+ passing yards.
- NFL record most passing yards (14,372) in first 50 starts (47).
- NFL record most passing TDs (117) in first 50 starts (47).
- Chiefs record (regular + postseason) rushing TDs by a QB (11).

Week 2 at Baltimore Ravens (L, 35-36)

- 24 of 31 (77.4%) for 343 yards, 3 TD, 1 INT, 131.5 QB rating.
- Chiefs/current NFL record 27 straight games with a passing TD.
- Chiefs record 28 games of 300+ passing yards.
- Ties Chiefs record 30 games of 100.0+ passer rating.

Week 3 vs. Los Angeles Chargers (L, 24-30)

- 27 of 44 (61.4%) for 260 yards, 3 TD, 2 INT, 81.6 QB rating.
- Chiefs/current NFL record 28 straight games with a passing TD.
- NFL record fastest QB to pass for 15,000+ yards (49 career starts).

Week 4 at Philadelphia Eagles (W, 42-30)

- 24 of 30 (80.0%) for 278 yards, 5 TD, 1 INT, 131.0 QB rating.
- Chiefs record 31 games of 100.0+ passer rating.
- Chiefs/current NFL record 29 straight games with a passing TD.
- Ties NFL record 3+ TDs in first four games of a season, joining Steve Young (1998), Kurt Warner (1999) and Tom Brady (2007).

Week 5 vs. Buffalo Bills (L, 20-38)

- 33 of 54 (61.1%) for 272 yards, 2 TD, 2 INT, 70.9 QB rating.
- Chiefs/current NFL record 30 straight games with a passing TD.

Week 6 at Washington Football Team (W, 31-13)

- 32 of 47 (68.1%) for 397 yards, 2 TD, 2 INT, 90.5 QB rating.
- Chiefs record 29 games of 300+ passing yards.
- Chiefs/current NFL record 31 straight games with a passing TD.



Week 7 at Tennessee Titans (L, 3-27)

- 20 of 35 (57.1%) for 206 yards, 0 TD, 1 INT, 62.3 QB rating.

Week 8 vs. New York Giants (W, 20-17)

- 29 of 48 (60.4%) for 275 yards, 1 TD, 1 INT, 74.6 QB rating.

Week 9 vs. Green Bay Packers (W, 13-7)

- 20 of 37 (54.1%) for 166 yards, 1 TD, 0 INT, 74.8 QB rating.

Week 10 at Las Vegas Raiders (W, 41-14)

- 35 of 50 (70.0%) for 406 yards, 5 TD, 0 INT, 127.6 QB rating.
- NFL record 30 games with at least 300 passing yards by a player in his first five seasons.
- Chiefs record 30 games of 300+ passing yards.
- Chiefs record 32 games of 100.0+ passer rating.

Week 11 vs. Dallas Cowboys (W, 19-9)

- 23 of 37 (62.2%) for 260 yards, 0 TD, 1 INT, 71.9 QB rating.

Week 13 vs. Denver Broncos (W, 22-9)

- 29 of 15 (51.7%) for 184 yards, 0 TD, 1 INT, 57.3 QB rating.

Week 14 vs. Las Vegas Raiders (W, 48-9)

- 20 of 24 (83.3%) for 258 yards, 2 TD, 0 INT, 139.2 QB rating.
- Chiefs record 33 games of 100.0+ passer rating.

Week 15 at Los Angeles Chargers (W, 34-28)

- 31 of 47 (66.0%) for 410 yards, 3 TD, 1 INT, 105.8 QB rating.
- Chiefs record 34 games of 100.0+ passer rating.
- Chiefs record 31 games of 300+ passing yards.
- Chiefs record seven games with 400+ passing yards.
- NFL record seven games with 400+ passing yards in first five seasons.
- Joins PFHOF QB Peyton Manning as only two QBs to log four consecutive seasons with 4,000+ passing yards in their first five seasons.

Week 16 vs. Pittsburgh Steelers (W, 36-10)

- 23 of 30 (76.7%) for 258 yards, 3 TD, 0 INT, 135.1 QB rating.
- Chiefs record 35 games of 100.0+ passer rating.
- Chiefs record 64 career TD passes at GEHA Field at Arrowhead.
- Chiefs record four-time AFC Offensive Player of the Month.
- NFL record as only player to earn a Player of the Month award the past four seasons.

Week 17 at Cincinnati Bengals (W, 34-31)

- 26 of 35 (74.3%) for 259 yards, 2 TD, 0 INT, 113.9 QB rating.
- NFL record first QB with at least 35 touchdown passes in three of his first five seasons.
- Chiefs record 36 games of 100.0+ passer rating.

Week 18 at Denver Broncos (W, 28-24)

- 27 of 44 (61.4%) for 270 yards, 2 TD, 0 INT, 93.9 QB rating.
- Chiefs clinch no. 2 seed in the AFC Playoff Picture.

AFC Wild Card Playoffs vs. Pittsburgh Steelers (W, 42-21)

- 30 of 39 (77.0%) for 404 yards, 5 TD, 1 INT, 138.2 QB rating.
- 138.2 is highest passer rating in a playoff game in team history.
- Five TD passes ties club record for most TD passes.
- 404 yards is most passing yards in a playoff game in team history.

AFC Divisional Playoffs vs. Buffalo Bills (W, 42-36-OT)

- 33 of 44 (75.0%) for 378 yards, 3 TD, 0 INT, 123.1 QB rating.
- Team trailed with :13 to play before tying game.
- Mahomes led offense to team record 552 total net yards.

AFC Championship vs. Cincinnati Bengals (L, 24-27-OT)

- 26 of 39 (66.7%) for 275 yards, 3 TD, 2 INTs, 91.3 QB rating.
- Led Chiefs to an NFL record fourth-straight home AFC Championship



QUARTERBACK PATRICK MAHOMES 2022 ACCOLADES (NFL/SB MVP)

In his fifth season as the team's starting QB, Patrick Mahomes continued to leave his mark in both NFL and Chiefs record books each week. Below is a list of milestones he's reached throughout the 2022 season.

Week 1 at Arizona Cardinals (W, 44-21)

- 30 of 39 (76.9%) for 360 yards, 5 TD, 0 Int, 144.2 QB rating.
- Became first QB in NFL history to record three or more TD passes in five consecutive season openers.
- AFC Offensive Player of the Week.

Week 2 vs. Los Angeles Chargers (W, 27-24)

- 24 of 35 (68.6%) for 235 yards, 2 TD, 0 INT, 106.2 QB rating.
- Extends franchise record for career games with 100.0 passer rating to 38 career games.

Week 3 at Indianapolis Colts (L, 17-20)

- 20 of 35 (57.1%) for 262 yards, 1 TD, 1 INT, 78.5 QB rating.

Week 4 at Tampa Bay Buccaneers (W, 41-31)

- 23 of 37 (62.2%) for 249 yards, 3 TD, 1 INT, 97.7 QB rating.
- NFL/Chiefs record 162 touchdown passes in first 67 games.
- NFL/Chiefs record 67 games to 20,000 career passing yards.
- AFC Offensive Player of the Week.

Week 5 vs. Las Vegas Raiders (W, 30-29)

- 29 of 43 (67.4%) for 292 yards, 4 TD, 0 INT, 117.6 QB rating.
- Extends franchise record for career games with 100.0 passer rating to 39.

Week 6 vs. Buffalo Bills (L, 20-24)

- 25 of 40 (62.5%) for 338 yards, 2 TD, 2 INT, 85.2 QB rating.
- Chiefs record 278 career 20+ yard passes.

Week 7 at San Francisco 49ers (W, 44-23)

- 25 of 34 (73.5%) for 423 yards, 3 TD, 1 INT, 132.4 QB rating.
- Extends franchise record for career games with 100.0 passer rating to 40.

Week 9 vs. Tennessee Titans (W, 20-17)

- 43 of 68 (63.2%) for 446 yards, 1 TD, 1 INT, 80.9 QB rating.
- Chiefs record 68 passes attempted in a game.
- Chiefs record 43 completed passes in a game.
- Extends Chiefs record to 35 300 yard passing games in a career.
- Tied for first in the NFL with 35 300 yard passing games since 2017.
- NFL/Chiefs record for most passing yards in first 75 starts with 21,596 (71 starts).

Week 10 vs. Jacksonville Jaguars (W, 27-17)

- 26 of 35 for 331 yards (74.3%), 4 TD, 1 Int, 129.6 QB rating.
- NFL record 176 passing touchdowns in first 75 career starts (72 starts).
- Tied NFL record 33 games with three or more passing touchdowns in first 75 career starts (72 starts).
- NFL record 16 games with four or more passing touchdowns in first 75 career starts (72 starts).
- NFL leader of games with 300 passing yards since 2017 with 36.
- Extends franchise record for career games with 100.0 passer rating to 41.

Week 11 at Los Angeles Chargers (W, 30-27)

- 20 of 34 for 329 yards (58.8%), 3 TD, 0 Int, 120.8 QB rating.
- Extends franchise record for career games with 100.0 passer rating to 42.
- Extends title of NFL leader of games with 300 passing yards since 2017 with 37.
- Extends Chiefs record to 37 300-yard passing games in a career.
- Tied NFL record with 58 career wins by a QB in first 75 starts (73 starts)
- Extends NFL record to 179 passing touchdown passes in first 75 career game (73 games).

Week 12 vs. Los Angeles Rams (W, 26-10)

- 27 of 42 for 320 yards (64.3%) 1 TD, 1 Int, 85.4 QB rating.
- NFL record of 59 career wins by a QB in first 75 starts (74 starts).
- Extends Chiefs record to 38 300-yard passing games in a career.
- Tied for most QB-pass catcher touchdown connections with 46 to Travis Kelce.

Week 13 at Cincinnati Bengals (L, 24-27)

- 16 of 27 for 223 yards (59.3%) 1 TD, 0 Int, 98.2 QB rating.
- Tied Chiefs record for most rushing touchdowns by a QB with 10.

Week 14 at Denver Broncos (W, 34-28)

- 28 of 42 for 352 yards (66.7%) 3 TD, 3 Int, 86.6 QB rating.
- Extends Chiefs record to 39 300-yard passing games in a career.
- Extends title of NFL leader of games with 300 passing yards since 2017 to 39.

Week 15 at Houston Texans (W, 30-24 OT)

- 36 of 41 for 336 yards (87.8%) 2 TD, 0 Int, 117.1 QB rating.
- Extends Chiefs record to 40 300-yard passing games in a career.
- Extended title of NFL leader of games with 300 passing yards since 2017 to 40.
- Chiefs record 87.80 completion percentage.
- Chiefs record 11 rushing touchdowns by a QB
- Extends franchise record for career games with 100.0 passer rating to 43.

Week 16 vs. Seattle Seahawks (W, 24-10)

- 16 of 28 for 224 yards (57.1%) 2 TD, 0 Int, 106.8 QB rating.
- Extends franchise record for career games with 100.0 passer rating to 44.
- Extends Chiefs record to 12 rushing touchdowns by a QB.

Week 17 vs. Denver Broncos (W, 27-24)

- 29 of 42 for 328 yards (69.0%) 3 TD, 1 Int, 106.1 QB rating
- Tied NFL record for most seasons with 5,000 passing yards and 40 touchdowns in a career with two.
- Tied Chiefs record for most 300-yard passing games in a season with 10.
- Chiefs record 1,280 (658,622) passes attempted in consecutive seasons.
- Chiefs record 853 (436, 417) passes completed in consecutive seasons.
- Chiefs record 9,887 (4,839, 5,048) passing yards in consecutive seasons.
- Chiefs record 77 (37,40) passing touchdowns in consecutive seasons.
- Extends franchise record for career games with 100.0 passer rating to 45.
- Extends Chiefs record to 41 300-yard passing games in a career.
- Extended title of NFL leader of games with 300 passing yards since 2017 to 41.

Week 18 at Las Vegas Raiders (W, 31-13)

- 18 of 26 for 202 yards (69.2%) 1 TD, 0 Int, 105.0 QB rating.
- NFL record 5,614 combined yards by a QB.
- Chiefs record 5,250 passing yards in a season.
- Extends franchise record for career games with 100.0 passer rating to 46.

AFC Divisional Playoffs vs. Jacksonville Jaguars (W, 27-20)

- 22 of 30 for 195 yards (73.3%) 2 TD, 0 Int, 112.5 QB rating.
- Extends franchise record for career postseason games with 100.0 passer rating to 8.

AFC Conference Championship vs. Cincinnati Bengals (W, 23-20)

- 29 of 43 for 326 yards (67.4%) 2 TD, 0 INT, 105.4 QB rating.
- Extends franchise record for career postseason games with 100.0 passer rating to 9.

Super Bowl LVII vs. Philadelphia Eagles (W, 38-25)

- 21 of 27 for 182 yards (77.8%) 3 TD, 0 INT, 131.8 QB rating.
- Extends franchise record for career postseason games with 100.0 passer rating to 10.
- Earned the second Super Bowl MVP of his career.

2022 Season Awards

- Won NFL MVP for the second time in his career.
- Voted the ESPY Best Male Athlete.
- Voted the ESPY Best NFL Player.
- Voted by teammates as Chiefs Derrick Thomas Most Valuable Player.
- Selected to the Pro Bowl.
- Named to the AP All-Pro first team.

QUARTERBACK PATRICK MAHOMES 2023 ACCOLADES (SB MVP)

In his sixth season as the team's starting QB, Patrick Mahomes continued to leave his mark in both NFL and Chiefs record books each week. Below is a list of milestones he's reached throughout the 2023 season.

Week 1 vs. Detroit Lions (L. 20-21)

- 21 of 39 (53.8%) for 226 yards, 2 TD, 1 Int, 77.5 QB rating.

Week 2 at Jacksonville Jaguars (W. 17-9)

- 29 of 41 (70.7%) for 305 yards, 2 TD, 1 Int, 98.1 QB rating.
- Extends 300-yard record with 305 passing yards which ranks as the most in franchise history.
- NFL record 42 game with over 300 yards passing, since 2017.
- Tied for third place for most touchdown passes (196) in the first seven years in the NFL.
- Chiefs record for most QB-pass catcher touchdown connections (47).
- Fourth place for most QB-TE touchdown connections in NFL history (47).

Week 3 vs. Chicago Bears (W. 41-10)

- 24 of 33 (72.7%) for 272 yards, 3 TD, 0 Int, 127.3 QB rating.
- Eclipsed 25k passing yards.
- NFL record of fewest games to 25,000 career passing yards (83).

Week 4 at New York Jets (W. 23-20)

- 18 of 30 (60.0%) for 203 yards, 1 TD, 2 Int, 63.6 QB rating.
- NFL record of fewest games to 200 touchdown passes (84).

Week 5 at Minnesota Vikings (W. 27-20)

- 31 of 41 (75.6%) for 281 yards, 2 TD, 0 Int, 109.9 QB rating.
- Chiefs tied for second for NFL record of most consecutive games with 150+ passing yards (100).
- Extends franchise record for most QB-pass catcher touchdown connections (49).

Week 6 vs. Denver Broncos (W. 19-8)

- 30 of 40 (75.0%) for 306 yards, 1 TD, 1 Int, 94.4 QB rating.
- Chiefs move up to second place for the NFL record of most consecutive games with 150+ passing yards (101).
- Franchise record for most passes completed in a career (2,138).
- Ranked eighth for NFL record for most passing yards in the first seven years in the NFL.
- NFL record for most 300-yard passing games since 2017.

Week 7 vs. Los Angeles Chargers (W. 31-17)

- 32 of 42 (76.2%) for 424 yards, 4 TD, 1 Int, 129.5 QB rating.
- Ranked fifth all-time for most passing yards in the first seven years in the NFL with 26,258.
- NFL record of most 400-yard passing games since 2017 (10).
- Chiefs record of most 300-yard passing games in a career (44).
- NFL record for most games with 300 yards passing since 2017 (44).
- Franchise record for most 100.0+ passer rating games in a career (Min. 20 attempts) (49).
- Second place for NFL record of most 100.0+ passer rating games since 2017 (Min. 20 attempts) (49).

Week 8 at Denver Broncos (L. 9-24)

- 24 of 38 (63.2%) for 240 yards, 0 TD, 2 Int, 59.1 QB rating.
- Tied for second for franchise record of most games started by a quarterback in a career (88 games).

Week 9 vs. Miami Dolphins (W. 21-14)

- 20 for 30 (66.7%) for 185 yards, 2 TD, 0 Int, 105.6 QB rating.
- Ranked second in Chiefs history for most games started by a quarterback in a career (89 games).

Week 11 vs. Philadelphia Eagles (L. 17-21)

- 24 of 42 (55.8%) for 177 yards, 2 TD, 1 Int, 71.6 QB rating.
- Tied for second in franchise history for most consecutive games started by a quarterback with 44 games.

Week 12 at Las Vegas Raiders (W. 31-17)

- 27 of 34 (79.4%) for 298 yards, 2 TD, 0 Int, 122.8 QB rating.
- Ranked second in Chiefs history for most consecutive games started by a quarterback (45 games).
- Ranked fourth all-time for most passing yards in the first seven years in the NFL with 27,158 yards.
- NFL record most games with multiple passing touchdowns in the first seven seasons (91 games, 66 touchdowns).

Week 13 at Green Bay Packers (L. 19-27)

- 21 of 33 (63.6%) for 210 yards, 1 TD, 1 Int, 79.1 QB rating.

Week 14 vs. Buffalo Bills (L. 17-20)

- 25 of 43 (58.1%) for 271 yards, 1 TD, 1 Int, 74.9 QB rating.

Week 15 at New England Patriots (W. 27-17)

- Ranked second for most touchdown passes in the first seven years in the NFL with 217.
- Tied NFL record for most passing touchdowns in the first 100 games with 217 touchdowns.
- Ranked third all-time for most passing yards in the first seven years in the NFL (27,944 yards).

Week 16 vs. Las Vegas Raiders (L. 14-20)

- 27 of 44 (61.4%) for 235 yards, 1 TD, 1 Int, 73.6 QB rating.
- Ranked second in NFL history for most passing yards in the first seven years in the NFL with 28,179 yards.

Week 17 vs. Cincinnati Bengals (W. 25-17)

- 21 of 29 (72.4%) for 245 yards, 1 TD, 0 Int, 109.1 QB rating.
- Tied for sixth place in NFL history for most consecutive seasons with 4,000 passing yards, with six seasons.
- Ranked second all-time for most touchdown passes in the first seven years in the NFL (219 touchdown passes).

AFC Wild Card Playoffs vs. Miami Dolphins (W. 26-7)

- 23 of 41 (56.1%) for 262 yards, 1 TD, 0 Int, 83.6 QB rating.
- Chiefs record for most rushing yards in the postseason in a career (425 yards).
- Tied for seventh in NFL history for most touchdown passes in the postseason (36) in a career.

AFC Divisional Playoffs at Buffalo Bills (W. 27-24)

- 17 of 23 (73.9%) for 215 yards, 2 TD, 0 Int, 131.6 QB rating.
- Ranked third in NFL history for most games with 100.0+ passer rating in the postseason (Min. 20 attempts) with 11 games.
- Ranked ninth all-time for most passing yards in the postseason (4,561 yards).
- Ranked sixth all-time for most touchdown passes in the postseason (38).
- NFL record for most touchdown connections in the postseason (16 touchdowns for Patrick Mahomes - Travis Kelce).
- Tied for seventh all-time for most QB wins in the postseason (13 wins).

AFC Conference Championship at Baltimore Ravens (W. 17-10)

- 30 of 39 (76.9%) for 241 yards, 1 TD, 0 Int, 100.5 QB rating.
- Tied for second in NFL history for most games with a 100.0+ passer rating in the postseason (Min. 20 attempts).
- Ranked second all-time for most passing yards in conference championship games in a career (1,756 yards).
- Ranked second in NFL history for most consecutive conference championship appearances by a quarterback (six).
- Tied for third all-time for most QB wins in the postseason (in games started) with 14 games.

Super Bowl LVIII vs. San Francisco 49ers (W. 25-22)

- 34 of 46 (73.9%) for 333 yards, 2 TD, 1 Int, 99.3 QB rating.
- Ranked eighth in NFL history for most passing yards in the postseason with 5,135 yards.
- Ranked fifth for most touchdown passes in the postseason all-time with 41 touchdown passes.
- Chiefs record 525 postseason rushing yards in a career.
- Tied for third all-time for most Super Bowl starts by a quarterback (four starts).
- Tied for fourth in NFL history for most Super Bowl victories by a starting quarterback (three).
- Ranked fifth for most touchdown passes in a Super Bowl in a career with seven.
- Ranked fifth for most passing yards in Super Bowls in a career with 1,071 yards in four games.
- Earned third Super Bowl MVP of his career.

2023 Season Awards

- Voted the ESPY Best Male Athlete.
- Voted the ESPY Best NFL Player.
- Selected to the Pro Bowl.
- Super Bowl MVP.

A HOT START FOR THE YOUNG QUARTERBACK

With 99 games under his belt as a starting quarterback in the National Football League, Chiefs QB Patrick Mahomes has performed at a record-setting pace thus far. The charts below compare Mahomes' first 99 career starts to some of the game's greatest quarterbacks in their first 100 starts.

Listed are Pro Football HOF QBs Brett Favre, Kurt Warner, Dan Marino, John Elway, Joe Montana, Joe Namath, Troy Aikman, Jim Kelly, Steve Young, Johnny Unitas and Peyton Manning, along with potential future PFHOFers QBs Tom Brady, Drew Brees and Aaron Rodgers. Among the group, there are 11 Pro Football Hall of Famers, 11 NFL/AFL MVP Award winners, 12 Super Bowl champions and 10 Super Bowl MVPs.

PASSING YARDS (THROUGH FIRST 100 STARTS)

<u>Name</u>	<u>Team</u>	<u>Yards</u>
Patrick Mahomes	KC	29,083
Aaron Rodgers	GB	27,520
Kurt Warner*	STL	27,441
Dan Marino*	MIA	27,274
Peyton Manning*	IND	26,008
Joe Montana*	SF	24,246
Drew Brees	SD/NO	24,219
Brett Favre*	GB	24,079
Tom Brady	NE	23,282
Jim Kelly*	BUF	22,849
Steve Young*	TB/SF	22,399
Johnny Unitas*	BAL	22,158
Joe Namath*	NYJ	22,105
John Elway*	DEN	21,470
Troy Aikman*	DAL	20,027

PASSING TOUCHDOWNS (THROUGH FIRST 100 STARTS)

<u>Name</u>	<u>Team</u>	<u>TDs</u>
Patrick Mahomes	KC	224
Aaron Rodgers	GB	222
Dan Marino*	MIA	214
Brett Favre*	GB	194
Peyton Manning*	IND	178
Johnny Unitas*	BAL	176
Kurt Warner*	STL	174
Joe Montana*	SF	168
Tom Brady	NE	168
Jim Kelly*	BUF	161
Drew Brees	SD/NO	151
Steve Young*	TB/SF	149
Joe Namath*	NYJ	138
John Elway*	DEN	119
Troy Aikman*	DAL	101

PASS COMPLETIONS (THROUGH FIRST 100 STARTS)

<u>Name</u>	<u>Team</u>	<u>Comp.</u>
Patrick Mahomes	KC	2,450
Kurt Warner*	STL	2,241
Peyton Manning*	IND	2,216
Aaron Rodgers	GB	2,186
Drew Brees	SD/NO	2,172
Dan Marino*	MIA	2,123
Brett Favre*	GB	2,094
Joe Montana*	SF	2,067
Tom Brady	NE	2,038
Steve Young	TB/SF	1,807
Jim Kelly*	BUF	1,806
Troy Aikman*	DAL	1,744
John Elway*	DEN	1,683
Johnny Unitas*	BAL	1,520
Joe Namath*	NYJ	1,458

PASSER RATING (THROUGH FIRST 100 STARTS)

<u>Name</u>	<u>Team</u>	<u>Rating</u>
Aaron Rodgers	GB	107.3
Patrick Mahomes	KC	103.1
Steve Young*	TB/SF	95.4
Kurt Warner*	STL	93.6
Joe Montana*	SF	92.3
Tom Brady	NE	91.0
Brett Favre*	GB	89.2
Dan Marino*	MIA	89.2
Peyton Manning*	IND	89.1
Drew Brees	SD/NO	88.8
Jim Kelly*	BUF	87.5
Troy Aikman*	DAL	83.7
Johnny Unitas*	BAL	82.7
John Elway*	DEN	73.1
Joe Namath*	NYJ	68.2



INTERCEPTIONS (THROUGH FIRST 100 STARTS)

<u>Name</u>	<u>Team</u>	<u>INTs</u>
Aaron Rodgers	GB	54
Patrick Mahomes	KC	67
Steve Young*	TB/SF	69
Tom Brady	NE	80
Troy Aikman*	DAL	86
Joe Montana*	SF	88
Drew Brees	SD/NO	93
Brett Favre*	GB	104
Jim Kelly*	BUF	106
Kurt Warner*	STL	112
Peyton Manning*	IND	112
John Elway*	DEN	116
Dan Marino*	MIA	123
Johnny Unitas*	BAL	129
Joe Namath*	NYJ	164

* Denotes Pro Football Hall of Famer

A WIN IS A WIN

In his first 99 career regular season starts, QB Patrick Mahomes has totaled 77 regular season wins, besting former QB Tom Brady and PFHOF Roger Staubach for most wins by a QB in their first 100 starts.

NFL RECORD BOOK

MOST WINS IN FIRST 100 CAREER STARTS

<u>Rk.</u>	<u>Player</u>	<u>Team</u>	<u>Wins</u>
1.	Patrick Mahomes	KC	77 (99 starts)
2t.	Tom Brady	NE	76
	Roger Staubach	DAL	76

QB1 KEEPS CLIMBING

With 224 touchdown passes in his nothing but stellar career with the Kansas City Chiefs, QB Patrick Mahomes needs 14 more touchdown passes to pass PFHOF QB Len Dawson (237) for most touchdown passes thrown in a career with the club.

CHIEFS RECORD BOOK: MOST TOUCHDOWN PASSES, CAREER

<u>Rk.</u>	<u>Touchdowns</u>	<u>Player</u>	<u>Seasons</u>
1.	237	Len Dawson	1962-75
2.	224	Patrick Mahomes	2017-24
3.	118	Trent Green	2001-06
4.	105	Bill Kenney	1979-88
5.	102	Alex Smith	2013-17



MISC. OFFENSIVE NOTES

KELCE LOGS NFL RECORD

From the 2018-23 season, Chiefs TE Travis Kelce landed himself in the NFL history book as he recorded five of the top-10 single-season receiving yard marks for tight ends in the league's existence. He set the record in 2020 with 1,416 receiving yards on 105 receptions.

NFL RECORD BOOK:

SINGLE-SEASON RECEIVING YARDS, TIGHT END

Rk.	Tm.	Name	Year	Rec.	Yards	Avg.
1.	KC	Travis Kelce	2020	105	1,416	13.5
2.	SF	George Kittle	2018	88	1,377	15.6
3.	BAL	Mark Andrews	2021	107	1,361	12.7
4.	KC	Travis Kelce	2022	110	1,338	12.2
5.	KC	Travis Kelce	2018	103	1,336	13.0

KELCE SOARS PAST TIK

With 91 yards against the Raiders during Week 12 of the 2023 season, Kelce surpassed 11,000 receiving yards, the only player in Chiefs history to reach that mark. He now owns 11,397 career receiving yards. Kelce's 11,411 yards from scrimmage (14 rush, 11,397 rec.) make him the only Chiefs player with 11,000+ scrimmage yards and one of two players with 11,000+ combined yards, joining Dante Hall (12,356). He has 37 100-yard receiving games in his career, including six in 2022 and two in 2023. His 37 100-yard receiving games is a league best for tight ends.

CHIEFS RECORD BOOK: MOST RECEIVING YARDS, CAREER

Rk.	Yards	Player	Pos.	Seasons
1.	11,397	Travis Kelce	TE	2013-24
2.	10,940	Tony Gonzalez	TE	1997-08
3.	7,306	Otis Taylor	WR	1965-75
4.	7,155	Dwayne Bowe	WR	2007-14
5.	6,630	Tyreek Hill	WR	2016-21

By eclipsing 11,000 receiving yards in 154 games, he became the fastest tight end to do so and one of four to accomplish this feat. He was the 17th fastest player in NFL history to surpass 11,000 receiving yards and was also the fastest TE in league history to reach 10,000 reception yards (140 games).

NFL RECORD BOOK:

FASTEST TO 11,000 RECEIVING YARDS, TIGHT END

Rk.	Name	Years	Games
1.	Travis Kelce	2013-23	154
2.	Tony Gonzalez	1997-09	191
3.	Antonio Gates	2003-16	201
4.	Jason Witten	2003-15	202

KELCE YARDS AFTER CATCH

Since entering the NFL in 2013, Chiefs TE Travis Kelce ranks first in yards after catch by all players. After recording 42 YAC against Denver (10/12/2023), Kelce claimed the top spot for YAC in NFL history for a tight end dating back to 1992. He now ranks seventh amongst all players in NFL history for YAC.

NFL LEADERS

MOST YARDS AFTER CATCH, CAREER (SINCE 2013)

Rk.	Pos.	Name	Rec.	Yards	YAC
1.	TE	Travis Kelce	915	11,397	5,382
2.	RB	Austin Ekeler	449	4,005	4,206
3.	RB	Alvin Kamara	515	4,351	4,129
4.	RB	Christian McCaffrey	509	4,320	4,057
5.	WR	Davante Adams	890	10,990	4,035

NFL RECORD BOOK

MOST YARDS AFTER CATCH, CAREER (SINCE 1992)

Rk.	Pos.	Name	Rec.	Yards	YAC
1.	RB	Marshall Faulk	767	6,875	6,230
2.	RB	Larry Centers	827	6,797	5,836
3.	WR	Terrell Owens	1,078	15,934	5,684
4.	WR	Steve Smith Sr.	1,031	14,731	5,616
5.	WR	Larry Fitzgerald	1,432	17,492	5,578
6.	RB	LaDainian Tomlinson	624	4,772	5,383
7.	TE	Travis Kelce	915	11,397	5,382
8.	WR	Anquan Boldin	1,076	13,779	5,310
9.	WR	Wes Welker	903	9,924	5,087



KELCE AMONG THE ALL-TIME GREATS

With 162 games played in his career, Chiefs TE Travis Kelce has already cemented himself in league history and continues to produce at a record-setting pace. Through 162 games, Kelce has totaled 915 receptions for 11,397 yards and 74 receiving touchdowns.

The below chart compares the first 162 games of Kelce's career to some of the game's greatest tight ends' first 170 games (minimum of 140 games played). There are currently nine TEs enshrined in the Pro Football Hall of Fame -- Dave Casper (1974-84), Mike Ditka (1961-72), Tony Gonzalez (1997-2013), John Mackey (1963-72; 123 games), Ozzie Newsome (1978-90), Charlie Sanders (1968-77; 128 games), Shannon Sharpe (1990-2003), Jackie Smith (1963-78) and Kellen Winslow (1979-87; 109 games) -- along with potential future PFHOF TEs Antonio Gates (2003-18), Jason Witten (2003-17, 2019-20) and Rob Gronkowski (2010-18, 2020-21).

RECEPTIONS (THROUGH FIRST 170 GAMES)

Name	Team	Receptions
Travis Kelce (162 Games)	KC	915
Jason Witten	DAL	857
Tony Gonzalez*	KC	793
Antonio Gates	SD	746
Shannon Sharpe*	DEN	669
Rob Gronkowski^	NE/TB	621
Ozzie Newsome*	CLE	620
Jackie Smith*	STL	475
Mike Ditka* ^{AAA}	CHI/PHI/DAL	427
Dave Casper* ^{AA}	OAK/HOU	378

RECEIVING YARDS (THROUGH FIRST 170 GAMES)

Name	Team	Yards
Travis Kelce (162 Games)	KC	11,397
Tony Gonzalez*	KC	9,588
Antonio Gates	SD	9,556
Jason Witten	DAL	9,517
Rob Gronkowski^	NE/TB	9,286
Shannon Sharpe*	DEN	8,361
Jackie Smith*	STL	7,869
Ozzie Newsome*	CLE	7,508
Mike Ditka* ^{AAA}	CHI/PHI/DAL	5,812
Dave Casper* ^{AA}	OAK/HOU	5,216

RECEIVING TOUCHDOWNS (THROUGH FIRST 170 GAMES)

Name	Team	Touchdowns
Antonio Gates	SD	94
Rob Gronkowski^	NE/TB	92
Travis Kelce (162 Games)	KC	74
Tony Gonzalez*	KC	65
Dave Casper* ^{AA}	OAK/HOU	52
Jason Witten	DAL	50
Shannon Sharpe*	DEN	50
Ozzie Newsome*	CLE	45
Mike Ditka* ^{AAA}	CHI/PHI/DAL	43
Jackie Smith*	STL	39

* Denotes Pro Football Hall of Famer

^AOnly played in 143 games

^{AA}Only played in 144 games

^{AAA}Only played in 146 games

MISC. OFFENSIVE NOTES

RELIABILITY WITH KELCE

TE Travis Kelce has recorded at least one pass reception in 161 consecutive games played from Week 1 of the 2014 season (9/7/14) through last week vs. the Falcons. Along with being the longest streak in franchise history and tied with DeAndre Hopkins (161 games) among active streaks, it is the second-longest streak by a tight end in NFL history.

NFL RECORD BOOK:

MOST CONSECUTIVE GAMES, PASS RECEPTIONS, TIGHT END

Rk.	Games	Player	Years
1.	211	Tony Gonzalez	Dec. 4, 2000 – Dec. 29, 2013
2.	161	Travis Kelce	Sept. 7, 2014 – Present
3.	150	Ozzie Newsome	Oct. 21, 1979 – Oct. 23, 1989

Kelce had 984 receiving yards in 2023, ending a seven-year streak of 1,000 receiving yards. Kelce's streak of seven straight 1,000-yard seasons was the longest in Chiefs history and the longest for a tight end in NFL history.

NFL RECORD BOOK:

MOST CONSECUTIVE SEASONS, 1,000+ RECEIVING YARDS

Rk.	Seasons	Player	Years
1.	11	Jerry Rice	1989-96
2.	10	Mike Evans	2014-23
3.	9	Tim Brown	1993-01
4.	8	Cris Carter	1993-00
		Marvin Harrison	1999-06
		Torry Holt	2000-07
7t.	7	Travis Kelce	2016-22

Kelce is in his 12th season and has 11,397 career receiving yards, becoming one of four tight ends in NFL history to eclipse 11,000 receiving yards. Reaching this mark in just 154 games, Kelce became the fastest tight end to accumulate 11,000 receiving yards. He owns the fourth most by a TE in NFL history.

NFL RECORD BOOK

MOST RECEIVING YARDS, CAREER, TIGHT END (ALL 10,000+)

1.	15,127	Tony Gonzalez	1997-13
2.	13,046	Jason Witten	2003-20
3.	11,841	Antonio Gates	2003-18
4.	11,397	Travis Kelce	2013-24
5.	10,060	Shannon Sharpe	1990-03

WORTHY DAZZLES IN DEBUT

In the opening game of the 2024 NFL season, rookie WR Xavier Worthy joined just five other players in league history to have at least one receiving touchdown and at least one rushing touchdown in their career debut. RB Kareem Hunt is the only other Chiefs player to do so in their first-career NFL game.

ROOKIES WITH ONE OR MORE RUSHING & RECEIVING TOUCHDOWNS IN CAREER DEBUT (SINCE MERGER):

Xavier Worthy	2024
Kareem Hunt	2017
Jim Brim	1987
D.J. Dozier	1987
James Brooks	1981
Rick Upchurch	1975



PUT IT ON THE BOARD

Since 2018, the Chiefs rank first in the NFL in points scored per game (28.5). Since Andy Reid was named Head Coach in 2013, the Chiefs have had at least four games each season where they've scored 30 or more points. In 2018, the club scored at least 30 points 12 times, which ranked first in franchise history. From 2020-22, the Chiefs recorded three-straight seasons with eight or more 30+ point games.

2018-24 NFL LEADERS - POINTS PER GAME

Rk.	Team	Points Per Game
1.	KC	28.5
2.	DAL	27.0
3.	BAL	26.3
4.	NO	25.9
5.	SF	25.9

SCRIMMAGE YARDS PER GAME LEADERS

Over the last seven seasons, the Chiefs rank first in the NFL with 405.2 scrimmage yards per game.

2018-24 NFL LEADERS - SCRIMMAGE YARDS PER GAME

Rk.	Team	Scrimmage Yards Per Game
1.	KC	405.2
2.	DAL	393.6
3.	SF	391.5
4.	TB	386.2
5.	BAL	385.4

MOVING THE CHAINS

Since 2018, the Chiefs rank first in the league with a total of 2,370 first downs.

2018-24 NFL LEADERS - FIRST DOWNS

Rk.	Team	First Downs
1.	KC	2,370
2.	DAL	2,255
3.	BAL	2,240
4.	PHI	2,217
5.	TB	2,208

THIRD DOWN MAGIC

Since 2018, the Chiefs have the highest third-down percentage in the NFL, converting 47.7% of their third-down attempts.

2018-24 NFL LEADERS - THIRD DOWN PCT.

Rk.	Team	Third Down Pct.
1.	KC	47.7
2.	DAL	44.3
3.	PHI	43.8
4.	BUF	43.7
5.	BAL	43.3

CHIEFS CAPTAINS


In Week 3 of the 2024 season against the Falcons, the Chiefs captains were G Trey Smith, NT Mike Pennel and LS James Winchester.

CHIEFS CAPTAINS - 2024

Week 1: QB Patrick Mahomes, DT Chris Jones and K Harrison Butker.

Week 2: TE Travis Kelce, LB Nick Bolton and S Nazeeh Johnson.

Week 3: G Trey Smith, NT Mike Pennel and LS James Winchester.



CHIEFS DEFENSIVE NOTES

CHIEFS TAKEAWAYS UNDER REID

Dating back to 2013 when Chiefs Head Coach Andy Reid arrived in Kansas City, the Chiefs defense is ranked fourth in the NFL when it comes to forcing opponent turnovers, tallying 279 total takeaways.

Rk.	Team	Games	Takeaways
1.	BUF	181	297
2t.	NE	182	282
	TB	182	282
4.	KC	182	279
5.	SEA	182	275

HOUSE CALLS, PLEASE

The Chiefs have returned 24 of their 165 interceptions for touchdowns since 2013, the most in the NFL over that span.

Rk.	INT TDs	Team
1.	24	Kansas City Chiefs
2.	20	Miami Dolphins
3t.	19	Chicago Bears
		Tampa Bay Buccaneers
5t.	18	Four teams tied.

EFFECTING THE QB

Since Defensive Coordinator Steve Spagnuolo arrived in Kansas City in 2019, the Chiefs rank second in the NFL for QB hurries with 331.

Rk.	Hrry	Team
1.	352	New England Patriots
2.	331	Kansas City Chiefs
3.	328	Tampa Bay Buccaneers
4.	325	Minnesota Vikings
5.	310	Seattle Seahawks

KANSAS CITY THIEVES

The Chiefs are ranked fifth in the NFL with 165 interceptions since 2013, returning those interceptions for a league-best 2,681 yards and 24 TDs.

Rk.	INTs	Team
1.	192	Buffalo Bills
2.	183	New England Patriots
3.	168	Cincinnati Bengals
4.	166	Pittsburgh Steelers
5.	165	Kansas City Chiefs

'23 CHIEFS PRO BOWL PLAYERS & '23 AWARDS

The NFL announced on Jan. 3, 2024 that five members of the Chiefs were selected to participate in the 2024 NFL Pro Bowl.

Creed Humphrey (Center) - 2nd Nomination
Chris Jones (Defensive Tackle) - 5th Nomination
Travis Kelce (Tight End) - 9th Nomination
Patrick Mahomes (Quarterback) - 6th Nomination
Joe Thuney (Guard) - 2nd Nomination

2023 IN-SEASON AWARDS

Week	Player	Award
12	QB Patrick Mahomes	AFC Offensive POTW
17	K Harrison Butker	AFC Special Teams POTW



POINTS PER GAME ALLOWED

Dating back to 2013, Kansas City's defense ranks third in the NFL in allowing opposing teams to score just 20.3 points per game.

Rk.	Team	PPG
1.	New England Patriots	19.2
2.	Baltimore Ravens	19.9
3.	Kansas City Chiefs	20.3
4.	Seattle Seahawks	20.4
5.	Buffalo Bills	20.5

OPPONENT PASSER RATING

Since 2013, the Chiefs are holding opposing teams to an 85.3 passer rating, placing the unit fourth in the NFL during that time span.

Rk.	Passer Rtg	Team
1.	79.4	Buffalo Bills
2.	83.0	New England Patriots
3.	84.6	Seattle Seahawks
4.	85.3	Kansas City Chiefs
5.	85.6	Baltimore Ravens

OPPONENT COMPLETION PERCENTAGE

Since 2013, Kansas City's pass defense is allowing opposing quarterbacks to complete just 60.9 percent of passes, ranking first in the NFL.

Rk.	Comp. %	Team
1.	60.9	Kansas City Chiefs
2.	61.2	New England Patriots
3.	61.3	Buffalo Bills
4.	61.7	Pittsburgh Steelers
5.	61.9	Baltimore Ravens

PASSES DEFENSED

Going back to 2013, the club is ranked second in the NFL for most passes defended with 887 passes defended.

Rk.	Team	PD
1.	Buffalo Bills	911
2.	Kansas City Chiefs	887
3.	New York Giants	881
4.	Baltimore Ravens	876
5.	Cincinnati Bengals	868

SACKED BY MCDUFFIE

Since entering the NFL in 2022, Chiefs CB Trent McDuffie is tied for second among all cornerbacks in sacks.

Rank	Player	Team	Sacks	Sack Yards
1.	Alontae Taylor	NO	4.5	44.0
2t.	Trent McDuffie	KC	4.0	36.0
	Arthur Maulet	BAL	4.0	29.0
4.	L'Jarius Sneed	TEN	3.5	31.0
5t.	Four players tied.		3.0	



CHIEFS DEFENSIVE NOTES



CHIEFS DEFENSE NO STRANGER TO END ZONE

Below is a look at Kansas City's defensive scores since Defensive Coordinator Steve Spagnuolo joined the Chiefs in 2019. The Chiefs are 6-0 when producing a fumble recovery touchdown. KC is 2-0 when recording a safety and 6-1 (.857) when obtaining an interception touchdown. The most recent defensive score was Chamarrri Conner's 38-yard fumble return in the fourth quarter of Week 2 against the Bengals in the 2024 regular season.

Defensive Scores Under Defensive Coordinator Steve Spagnuolo

Date	Opponent	Defensive Score	Result
9/15/24	CIN	DB Chamarrri Conner 38-yard fumble return	W, 26-25
1/7/24	@ LAC	S Mike Edwards 97-yd fumble return	W, 13-12
11/5/23	MIA	Bryan Cook, 59-yard fumble return	W, 21-14
12/11/22	@ DEN	LB Willie Gay 47-yd INT return	W, 34-28
10/23/22	@ SF	DE Frank Clark safety (J. Garoppolo)	W, 44-23
9/15/22	LAC	CB Jaylen Watson 99-yd INT return	W, 27-24
1/8/22	@ DEN	LB Nick Bolton 86-yd fumble return	W, 28-24
12/12/21	LV	CB Mike Hughes 23-yd fumble return	W, 48-9
12/5/21	DEN	S Dan Sorensen 75-yd INT return	W, 22-9
9/19/21	@ BAL	S Tyrann Mathieu 34-yd INT return	L, 35-36
12/13/20	@ MIA	DT Chris Jones safety (T. Tagovailoa)	W, 33-27
10/25/20	@ DEN	S Dan Sorensen 50-yd INT return	W, 43-16
10/5/20	NE	S Tyrann Mathieu 25-yd INT return	W, 26-10
12/1/19	OAK	S Juan Thornhill 46-yd INT return	W, 40-9
10/17/19	@ DEN	LB Reggie Ragland 5-yd fumble return	W, 30-6



GREEDY CHIEFS

In the 2023-24 seasons, the Kansas City Chiefs defense are ranked second in the NFL when it comes to points allowed by an opponent giving up only 356 total points, averaging just 17.8 points per game.

Rk.	Team	Pts. Allowed
1.	Pittsburgh Steelers	350 - 17.5 PPG
2.	Kansas City Chiefs	356 - 17.8 PPG
3.	Baltimore Ravens	358 - 17.9 PPG
4.	Buffalo Bills	359 - 18.0 PPG
5.	San Francisco 49ers	367 - 18.4 PPG

CHIEFS EXCEL WHEN SACKING THE QB

The Chiefs have placed an emphasis on putting pressure on opposing quarterbacks. Kansas City has recorded 6.0 or more team sacks 64 times in team history. In those 64 games, Kansas City has a 57-6-1 (.898) record and has outscored its opponents 1,858-807.

Record When Recording 6.0 or More Team Sacks

Date	Opponent	Sacks	Yds	Result
12/4/1960	Houston	7.0	54	W, 24-0
12/18/1960	Buffalo	6.0	37	W, 24-7
9/23/1962	@ Oakland	6.0	67	W, 26-16
12/8/1963	Denver	6.0	47	W, 52-21
12/14/1963	Boston	6.0	54	W, 35-3
11/8/1964	Oakland	7.0	65	W, 42-7
10/31/1965	Oakland	6.0	62	W, 14-7
10/8/1967	Miami	7.0	77	W, 41-0
9/28/1968	@ Miami	6.0	55	W, 48-3
11/10/1968	@ Cincinnati	6.0	35	W, 16-9
12/8/1968	@ San Diego	6.0	61	W, 40-3
12/14/1968	@ Denver	7.0	78	W, 30-7
10/26/1969	Cincinnati	6.0	23	W, 42-22
11/2/1969	@ Buffalo	9.0	93	W, 29-7
9/28/1970	@ Baltimore	7.0	73	W, 44-24
12/6/1970	Denver	6.0	45	W, 16-0
10/1/1972	@ Denver	8.0	63	W, 45-24
11/12/1973	Chicago	6.0	64	W, 19-7
12/2/1973	Cleveland	7.0	50	T, 20-20
9/23/1979	Oakland	7.0	55	W, 35-7
10/5/1980	@ Oakland	6.0	54	W, 31-17
11/13/1983	Cincinnati	7.0	49	W, 20-15
11/27/1983	@ Seattle	6.0	40	L, 48-51 (OT)
9/30/1984	Cleveland	11.0	78	W, 10-6
12/8/1985	Atlanta	7.0	53	W, 38-10
9/21/1986	Houston	7.0	42	W, 27-13
9/23/1990	@ Green Bay	6.0	35	W, 17-3
10/7/1990	@ Indianapolis	7.0	62	L, 19-23
11/11/1990	Seattle	9.0	70	L, 16-17
12/2/1990	@ New England	6.0	44	W, 37-7
10/7/1991	Buffalo	6.0	43	W, 33-6
11/17/1991	Denver	6.0	47	L, 20-24
10/11/1992	Philadelphia	6.0	39	W, 24-17
11/8/1992	San Diego	6.0	56	W, 16-14
12/27/1992	Denver	6.0	56	W, 42-20
10/3/1993	LA Raiders	6.0	46	W, 24-9
10/17/1994	@ Denver	6.0	30	W, 31-28
10/1/1995	@ Arizona	7.0	68	W, 24-3
9/15/1996	@ Seattle	7.0	18	W, 35-17
11/16/1997	Denver	6.0	38	W, 24-22
12/7/1997	Oakland	6.0	45	W, 30-0
12/14/1997	@ San Diego	7.0	34	W 29-7
9/6/1998	Oakland	10.0	58	W, 28-8
12/26/1998	@ Oakland	6.0	44	W, 31-24
9/17/2000	San Diego	6.0	31	W, 42-10
11/26/2000	@ San Diego	6.0	28	L, 16-17
12/10/2000	Carolina	6.0	18	W, 15-14
12/8/2002	St. Louis	7.0	49	W, 49-10
12/4/2011	Chicago	7.0	45	W, 10-3
9/8/2013	@ Jacksonville	6.0	50	W, 28-2
9/19/2013	@ Philadelphia	6.0	34	W, 26-16
10/13/2013	Oakland	9.0	63	W, 24-7
12/8/2013	@ Washington	6.0	31	W, 45-10
10/26/2014	St. Louis	7.0	44	W, 34-7
12/28/2014	San Diego	7.0	42	W, 19-7
11/1/2015	Detroit	6.0	32	W, 45-10
1/3/2016	Oakland	6.0	37	W, 23-17
10/30/2016	@ Indianapolis	6.0	38	W, 30-14
9/17/2017	Philadelphia	6.0	34	W, 27-20
10/17/2019	@ Denver	9.0	79	W, 30-6
12/11/2022	@ Denver	6.0	49	W, 34-28
1/7/2023	@ Las Vegas	6.0	39	W, 31-13
10/29/2023	@ Denver	6.0	27	L, 9-24
12/31/2023	Cincinnati	6.0	38	W, 25-17

SPECIAL TEAMS NOTES

BUTKER'S BOOTS

K Harrison Butker's 147 points scored led all NFL players in 2019. He also broke his own franchise record for the most points scored by a kicker in a single season. Butker's 147 points rank second in club history for the most points scored by any player in a single season (Priest Holmes, 2003; 162), and his 927 points scored in his career rank third in club annals.

NFL LEADERS, POINTS SCORED (2019)

Rk.	Pts.	Player	Team
1.	147	Harrison Butker	KC
2.	144	Wil Lutz	NO
3.	141	Justin Tucker	BAL
4.	127	Zane Gonzalez	ARI
5.	124	Matt Gay	TB

CHIEFS MOST POINTS, SEASON

Rk.	Pts.	Player	Year
1.	162	Priest Holmes	2003
2.	147	Harrison Butker	2019
3.	144	Priest Holmes	2002
4.	142	Harrison Butker	2017
5.	139	Nick Lowery	1990
6.	137	Harrison Butker	2018, 2023

CHIEFS MOST POINTS, CAREER

Rk.	Pts.	Player	Year
1.	1,466	Nick Lowery	1980-93
2.	1,231	Jan Stenerud	1967-79
3.	927	Harrison Butker	2017-24
4.	517	Ryan Succup	2009-13
5.	500	Priest Holmes	2001-07

BUTKER KEEPING PACE

K Harrison Butker tallied 844 points in his first 100 career games, ranking him second in NFL history for most points by a kicker in their first 100 games. Butker also owned 763 points through his first 90 games, which was the most in NFL history. He has scored at least 100 points in six of his seven seasons and has tallied the second most seasons of 100+ points in Chiefs history.

NFL RECORD BOOK: POINTS SCORED, FIRST 100 GAMES

Rk.	Player	Points	Team
1.	Justin Tucker	850	BAL
2.	Harrison Butker	844	KC
3.	Stephen Gostkowski	834	NE
4t.	Mason Crosby	802	GB
	Will Lutz		NO

CHIEFS RECORD BOOK: MOST SEASONS, 100 OR MORE POINTS

Rk.	Seasons	Player	Years
1.	11	Nick Lowery	1981, 1983-86, 1988-93
2.	6	Harrison Butker	2017-21, 2023
3.	5	Jan Stenerud	1967-71
4.	4	Ryan Succop	2009-10, 2012-13
5t.	3	Pete Stoyanovich	1997-99
		Lawrence Tynes	2004-06
		Cairo Santos	2014-16



CONSISTENT COVERAGE WITH TOUB

Since his arrival in 2013, Chiefs Assistant Head Coach/Special Teams Coordinator Dave Toub has had tremendous success with his coverage units. With Toub's leadership, the Chiefs have allowed just a single PR/KR TD which ties for the fewest across the league.

FEWEST RETURN TDS ALLOWED SINCE 2013

Rk.	Team	PR/KR TDs
1t.	Kansas City	1
	Atlanta	1
	Dallas	1

Toub's two return TDs allowed since the 2010 season ranks first among all active Special Teams Coordinators who have led special teams units since the 2010 season. There are only nine STCs who have been at the helm since 2010 and only seven have allowed fewer than 10 return TDs. Toub ties for the fewest with two.

FEWEST RETURN TDS ALLOWED SINCE 2010 (ACTIVE STC)

Rk.	STC	Team	TDs
1t.	Dave Toub	KC/CHI	2
	Keith Armstrong	TB/ATL	2
3.	Rich Bisaccia	GB/LV/OAK/DAL/SD/TB	5
4.	John Fassel	DAL/LAR/STL/OAK	6
5.	Darren Rizzi	NO/MIA	8
6t.	Brian Schneider	SEA/SF	9
	Jeff Rodgers	AZ/CHI/DEN/CAR	

Since becoming a coordinator (2004), Toub has allowed the fewest return TDs in that time.

TOUB - RETURN TDS ALLOWED SINCE 2004 (FEWEST IN NFL)

Date	Type	Opponent
12/25/05	PR	Green Bay
9/30/07	KR	Detroit
9/19/10	PR	Dallas
9/29/20	KR	Baltimore

QUALITY SPECIAL TEAMS PLAY

Over the past 12 seasons (2013-24) under Assistant Head Coach/Special Teams Coordinator Dave Toub, the Chiefs special teams units have performed consistently. In fact, over that span, the club is fourth in the league in kick return average (24.5) and is third in punt return average (9.7). Additionally, the Chiefs have a combined 14 return touchdowns, which ranks first in the NFL.

KICK RETURN AVERAGE (SINCE 2013)

Rk.	Team	KR	Yds.	Avg.	TDs
1.	Minnesota	380	9,437	24.8	8
2t.	Baltimore	336	8,294	24.7	5
	Indianapolis	365	9,016	24.7	2
4.	Kansas City	401	9,822	24.5	6
5.	Detroit	339	8,186	24.1	2

PUNT RETURN AVERAGE (SINCE 2013)

Rk.	Team	PR	Yds.	Avg.	TDs
1.	Baltimore	345	3,811	11.0	5
2.	Detroit	313	3,203	10.2	8
3.	Kansas City	410	3,987	9.7	8
4.	Philadelphia	339	3,250	9.6	5
5.	New England	384	3,640	9.5	3

COMBINED RETURN TOUCHDOWNS (SINCE 2013)

Rk.	Team	PR TDs	KR TDs	Tot TDs
1.	Kansas City	8	6	14
2.	Minnesota	4	8	12
3t.	Detroit	8	2	10
	Baltimore	5	5	10
5.	Philadelphia	5	4	9

CHIEFS IN THE POSTSEASON

CHIEFS PLAYOFFS BY THE NUMBERS

World Championships	4 (1969, 2019, 2022, 2023)
AFL Championships	3 (1962, 1966, 1969)
AFC Championships.....	4 (2019, 2020, 2022, 2023)
AFL West Champs.....	3 (1962, 1966, 1968)
AFC West Champs.....	14 (1971, 1993, 1995, 1997, 2003, 2010, 2016-23))
Total Playoff Games	45 (Includes Super Bowl LVIII)
All-Time Playoff Record	24-21
Years in Playoffs.....	26 (Includes 2023)
Most Consecutive Playoff Appearances.....	9 (2015-23)
Current Streak of Consecutive Appearances	9 (2015-23)



DATE	OPPONENT	GAME	RESULT
12/23/62	Houston	1962 AFL Championship	W, 20-17 (OT)
1/1/67	Buffalo	1966 AFL Championship	W, 31-7
1/15/67	Green Bay	Super Bowl I (Los Angeles)	L, 10-35
12/22/68	Oakland	1968 AFL Divisional	L, 6-41
12/20/69	N.Y. Jets	1969 AFL Divisional	W, 13-6
1/4/70	Oakland	1969 AFL Championship	W, 17-7
1/11/70	Minnesota	Super Bowl IV (New Orleans)	W, 23-7
12/25/71	Miami	1971 AFC Divisional	L, 24-27 (2 OT)
12/28/86	N.Y. Jets	1986 AFC Wild Card	L, 15-35
1/5/91	Miami	1990 AFC Wild Card	L, 16-17
12/28/91	L.A. Raiders	1991 AFC Wild Card	W, 10-6
1/5/92	Buffalo	1991 AFC Divisional	L, 14-37
1/2/93	San Diego	1992 AFC Wild Card	L, 0-17
1/8/94	Pittsburgh	1993 AFC Wild Card	W, 27-24 (OT)
1/16/94	Houston	1993 AFC Divisional	W, 28-20
1/23/94	Buffalo	1993 AFC Championship	L, 13-30
12/31/94	Miami	1994 AFC Wild Card	L, 17-27
1/7/96	Indianapolis	1995 AFC Divisional	L, 7-10
1/4/98	Denver	1997 AFC Divisional	L, 10-14
1/11/04	Indianapolis	2003 AFC Divisional	L, 31-38
1/6/07	Indianapolis	2006 AFC Wild Card	L, 8-23
1/9/11	Baltimore	2010 AFC Wild Card	L, 7-30
1/4/14	Indianapolis	2013 AFC Wild Card	L, 44-45
1/9/16	Houston	2015 AFC Wild Card	W, 30-0
1/16/16	New England	2015 AFC Divisional	L, 20-27
1/15/17	Pittsburgh	2016 AFC Divisional	L, 16-18
1/6/18	Tennessee	2017 AFC Wild Card	L, 21-22
1/12/19	Indianapolis	2018 AFC Divisional	W, 31-13
1/20/19	New England	2018 AFC Championship	L, 31-37 (OT)
1/12/20	Houston	2019 AFC Divisional	W, 51-31
1/19/20	Tennessee	2019 AFC Championship	W, 35-24
2/2/20	San Francisco	Super Bowl LIV (Miami)	W, 31-20
1/17/21	Cleveland	2020 AFC Divisional	W, 22-17
1/24/21	Buffalo	2020 AFC Championship	W, 38-24
2/7/21	Tampa Bay	Super Bowl LV (Tampa)	L, 9-31
1/16/22	Pittsburgh	2021 AFC Wild Card	W, 42-21
1/23/22	Buffalo	2021 AFC Divisional	W, 42-36 (OT)
1/30/22	Cincinnati	2021 AFC Championship	L, 24-27 (OT)
1/21/23	Jacksonville	2022 AFC Divisional	W, 27-20
1/29/23	Cincinnati	2022 AFC Championship	W, 23-20
2/12/23	Philadelphia	Super Bowl LVII (Arizona)	W, 38-35
1/13/24	Miami	2023 AFC Wild Card	W, 26-7
1/21/24	Buffalo	2023 AFC Divisional	W, 27-24
1/28/24	Baltimore	2023 AFC Championship	W, 17-10
2/11/24	San Francisco	Super Bowl LVIII (Las Vegas)	W, 25-22

- Bold Denotes Home Games

RECORD VS. ALL PLAYOFF OPPONENTS

TEAM	RECORD	LAST MEETING	RESULT
Baltimore	1-1	'23 AFC Championship	W, 17-10
Buffalo	4-2	'23 AFC Divisional	W, 27-24
Cincinnati	1-1	'22 AFC Championship	W, 23-20
Cleveland	1-0	'20 AFC Divisional	W, 22-17
Denver	0-1	'97 AFC Divisional	L, 10-14
Green Bay	0-1	Super Bowl I	L, 10-35
Oilers/Titans	3-1	'19 AFC Championship	W, 35-24
Houston Texans	2-0	'19 AFC Divisional	W, 51-31
Indianapolis	1-4	'18 AFC Divisional	W, 31-13
Jacksonville	1-0	'22 AFC Divisional	W, 27-20
Miami	1-3	'23 AFC Wild Card	W, 26-7
Minnesota	1-0	Super Bowl IV	W, 23-7
New England	0-2	'18 AFC Championship	L, 31-37 (OT)
N.Y. Jets	1-1	'86 AFC Wild Card	L, 15-35
Oak/LA Raiders	2-1	'91 AFC First Round	W, 10-6
Philadelphia	1-0	Super Bowl LVII	W, 38-35
Pittsburgh	2-1	'21 AFC Wild Card	W, 42-21
San Diego	0-1	'92 AFC First Round	L, 0-17
San Francisco	2-0	Super Bowl LVIII	W, 25-22 (OT)
Tampa Bay	0-1	Super Bowl LV	L, 9-31



CHIEFS ALL-TIME YEAR-BY-YEAR RESULTS

YEAR	PRESEASON	REG. SEASON	PLAYOFFS
1960	6-0	8-6	0-0
1961	4-1	6-8	0-0
1962	2-3	11-3	1-0
1963	3-2	5-7-2	0-0
1964	4-1	7-7	0-0
1965	3-2	7-5-2	0-0
1966	4-0	11-2-1	1-1 (SB loss)
1967	4-1	9-5	0-0
1968	4-1	12-2	0-1
1969	6-0	11-3	3-0 (SB win)
1970	4-3	7-5-2	0-0
1971	4-1-1	10-3-1	0-1
1972	5-2	8-6	0-0
1973	2-4	7-5-2	0-0
1974	3-3	5-9	0-0
1975	3-3	5-9	0-0
1976	2-4	5-9	0-0
1977	3-3	2-12	0-0
1978	2-2	4-12	0-0
1979	3-1	7-9	0-0
1980	3-1	8-8	0-0
1981	1-3	9-7	0-0
1982	2-1-1	3-6	0-0
1983	2-2	6-10	0-0
1984	1-3	8-8	0-0
1985	3-1	6-10	0-0
1986	2-2	10-6	0-1
1987	4-1	4-11	0-0
1988	2-1-1	4-11-1	0-0
1989	1-3	8-7-1	0-0
1990	1-3	11-5	0-1
1991	2-2	10-6	1-1
1992	1-3	10-6	0-1
1993	3-1	11-5	2-1
1994	2-3	9-7	0-1
1995	3-1	13-3	0-1
1996	3-1	9-7	0-0
1997	1-3	13-3	0-1
1998	2-3	7-9	0-0
1999	2-2	9-7	0-0
2000	0-4	7-9	0-0
2001	2-2	6-10	0-0
2002	3-1	8-8	0-0
2003	3-2	13-3	0-1
2004	1-3	7-9	0-0
2005	0-4	10-6	0-0
2006	2-2	9-7	0-1
2007	0-4	4-12	0-0
2008	2-2	2-14	0-0
2009	0-4	4-12	0-0
2010	1-3	10-6	0-1
2011	0-4	7-9	0-0
2012	1-3	2-14	0-0
2013	2-2	11-5	0-1
2014	1-3	9-7	0-0
2015	4-0	11-5	1-1
2016	2-2	12-4	0-1
2017	2-2	10-6	0-1
2018	2-2	12-4	1-1
2019	1-3	12-4	3-0 (SB win)
2020	0-0	14-2	2-1 (SB loss)
2021	3-0	12-5	2-1
2022	2-1	14-3	3-0 (SB win)
2023	2-1	11-6	4-0 (SB win)
2024	0-3	3-0	0-0

OWNERSHIP OF 60+ YEARS

The Chiefs are one of only five current NFL franchises that have been owned by the same individual family for over 60 years.

Ownership	Franchise	Years
Halas Family	Chicago Bears	104
Bidwill Family	Arizona Cardinals	92
Rooney Family	Pittsburgh Steelers	91
Hunt Family	Kansas City Chiefs	65
Adams Family	Tennessee Titans	65



THE FIRST LADY OF FOOTBALL

Norma Hunt played an integral part of the Chiefs in Kansas City. She owned the distinction of being the only woman known to have attended all 57 Super Bowls before her passing and was selected to preside over the coin toss at Super Bowl XLII along with Pro Football Hall of Fame quarterback Dan Marino. She was involved in numerous philanthropic and civic efforts in Kansas City and Texas. Her husband, Lamar Hunt, was the guiding force behind the formation of the Kansas City Chiefs and the American Football League and was inducted into the Pro Football Hall of Fame in 1972. He, with the help of his family, coined the term "Super Bowl."



THIS IS OUR HOUSE - GEHA FIELD AT ARROWHEAD STADIUM



CHIEFS FANS SET WORLD RECORD



On Monday, Sept. 29, 2014, Kansas City defeated the New England Patriots 41-14, and Chiefs fans set a Guinness World Record for Loudest Crowd Roar at a Sports Stadium (Outdoors). Chiefs fans reached a peak decibel reading of 142.2 as Guinness World Records adjudicator Philip Robertson monitored the sound levels. The mark was set early in the contest while the club was on defense. The Arrowhead Stadium record passed the old record of 137.5 decibels and broke Seattle's record of 137.6. The Chiefs still hold the record 10 years later.



TOP CROWDS AT ARROWHEAD

(Regular Season and Playoffs)

Date	Opponent	Attendance
Oct. 2, 2000	Seattle	82,893*
Nov. 5, 1972	Oakland	82,094
Sept. 11, 1994	San Francisco	79,907
Sept. 17, 1972	Miami	79,829
Nov. 23, 2006	Denver	79,484
Sept. 22, 1996	Denver	79,439
Oct. 26, 1998	Pittsburgh	79,431
Oct. 9, 1995	San Diego	79,288
Sept. 8, 1996	Oakland	79,281
Nov. 10, 1996	Green Bay	79,281
Oct. 7, 1996	Pittsburgh	79,189
Jan. 11, 2004	Indianapolis	79,159

THE ARROWHEAD ADVANTAGE

"The fans, they're phenomenal. 142.2 decibels, I never thought I would be fired up (for) decibel levels but I'm fired up for them. My ears are still ringing, I mean it was loud, loud down there. Like incredibly loud."

- Chiefs Head Coach Andy Reid

"One hundred percent. Whenever you can go out in pregame warmups and feed on the energy because the fans are there packing the stadium that early, it truly is special. We feed off that the entire game. There's not an empty seat in the stands and I know there won't be an empty seat in Arrowhead this week. I'm excited just to be in front of that crowd playing this AFC Championship."

- Chiefs QB Patrick Mahomes

"A legendary environment like that at Arrowhead Stadium is something else. We're excited about it, we respect it, we realize that the environment is an issue and an element of play and it's something that we need to be prepared for and ultimately combat."

- Steelers Head Coach Mike Tomlin

"I thought the fans were excellent. Nobody left and everybody stayed, and they were loud and that definitely helped. Like I mentioned, they were able to get a punter to bobble the ball. That's an attribute to them and the energy they were delivering there, but we appreciate every bit of that, and like I mentioned last night, my hat goes off to them. They're the best in the NFL. It's great to be a part of."

- Head Coach Andy Reid

"Yeah, listen, it was loud down there—very, very loud. You guys were there, so you know. It was that kind of atmosphere. I think you watched all the college games and you felt that. Arrowhead is loud anyways—how you load this thing up and you say you can't come here for a year you know, and you just open the gates."

- Head Coach Andy Reid

"Yeah I think it's kind of what I said it's the belief we have in each other. We believe as an offense that the defense is going to get a stop when it comes to it and the defense believes that we're going to go down there and find a way to score. So, I think that belief in each other and going out there and battling is good for our football team. What I think made it feel like a playoff game was our crowd. I mean it was insane, probably one of the best crowds I've seen since I've been here. I think that was a momentum swing in the game that kind of got in our favor."

- QB Patrick Mahomes



THE ORIGIN OF SUPER BOWL & SUPER BOWL IV

Lamar Hunt left an indelible mark on professional football. While Hunt made many lasting contributions to the game, part of his legacy will be his “accidental” naming of pro football’s most important contest, the Super Bowl. As the story has been told and retold over the years, some of the facts have gotten lost along the way. Here are some of the most important elements of the tale in how the Super Bowl got its name...



- After the AFL-NFL merger was announced in June of 1966, Commissioner Pete Rozelle appointed a committee consisting of himself, Lamar Hunt (Kansas City), Tex Schramm (Dallas) and two other owners from each league (AFL & NFL) to firm up the details of the merger agreement.
- At one of those initial merger meetings, there was a discussion about the date of the game. As the committee discussed the championship game (which ultimately became referenced as the Super Bowl), there was some confusion on whether the parties were discussing the respective AFL and NFL title games or the game between the two leagues. It was then that Hunt first recalled saying, “You know, the last game, the final game . . . the Super Bowl.”
- The “inspiration” for Hunt’s whimsical suggestion was the high-bouncing “Super Ball” produced by the Wham-O company. Lamar’s wife, Norma, had previously purchased one for each of the Hunt children (Lamar Jr., Clark and Sharron) and the toy had become somewhat of a craze in the Hunt household and many other homes across the country.
- Hunt was later quoted as saying, “Nobody ever said let’s make that the name of the game. Far from it, we all agreed it was far too corny to be the name of the new title game.”
- In a letter from Hunt to Rozelle on July 25, 1966, Hunt urged the commissioner to “coin a phrase” for the title game between the two leagues. In the letter, Hunt said, “I have kiddingly called it the Super Bowl, which can obviously be improved upon.”
- Rozelle agreed with Hunt’s suggestion since he had a particular disdain for the term “super.” According to longtime NFL executive Don Weiss, Rozelle was a former PR man who had a keen appreciation of grammar. In Rozelle’s book, “super” was the equivalent of “gee whiz” or “neat.” He believed that the term “Super Bowl” had no sophistication whatsoever.
- Rozelle was initially inclined to call the game the “Pro Bowl,” but that moniker was already assigned to the NFL’s annual all-star contest.
- In the years leading up to the merger, many members of the media had billed a possible championship match-up between the two rival leagues as a “World Series of Football,” but Rozelle clearly did not want to have his game associated with baseball.
- After much consternation and debate, Rozelle eventually dubbed the title contest between the two leagues as “The AFL-NFL World Championship Game.” However, Hunt’s whimsical, off-the-cuff comment had taken root. In the weeks leading up to the game, headline writers had already adapted Hunt’s two-word title over the much more verbose official moniker for the game. The TV networks billed the game as “Super Sunday” and even NFL Films tagged their film reels as being designated for the “Super Bowl.”
- After the first two “AFL-NFL World Championship Games,” the term “Super Bowl” was officially adopted by Commissioner Rozelle and the NFL. The first game to officially be designated as the Super Bowl at the time it was played was Super Bowl III between the AFL’s Jets and the NFL’s Colts. The first two championship games were retroactively named Super Bowls I & II.

CHIEFS HOFERS FROM SB IV

Prior to Super Bowl LIV, it had been 50 years since the Kansas City Chiefs played in a Super Bowl (IV). That game served as the final AFL-NFL World Championship Game in the history of professional football. The spectacle at Tulane Stadium in New Orleans, La., helped pave the way for the eventual AFL-NFL merger later that year (1970).

In all, 17 members from both the Chiefs and the Vikings that took part in Super Bowl IV were later inducted into the Pro Football Hall of Fame in Canton, Ohio, including both head coaches, Hank Stram and Bud Grant, as well as Chiefs Founder Lamar Hunt and Vikings General Manager Jim Finks. For the Chiefs, 10 members of the Super Bowl IV Championship were later enshrined into the hallowed halls in Canton.

- LB/DE Bobby Bell
- DT Buck Buchanan
- DT Curley Culp
- QB Len Dawson
- LB Willie Lanier
- S Johnny Robinson
- K Jan Stenerud
- CB Emmitt Thomas
- Head Coach Hank Stram
- Chiefs Founder Lamar Hunt



NORMA HUNT FELLOWSHIP PROGRAM

The Kansas City Chiefs were proud to introduce the Norma Hunt Training Camp Fellowship Program that began in 2021. Named after the matriarch of the team and the only known woman to attend all 57 Super Bowls, the fellowship opportunity is part of the Chiefs commitment to diversity and inclusion.

The positions actively expand NFL front office career opportunities for women by annually hiring female candidates into the club’s personnel department.

The Norma Hunt Training Camp Fellowship Program includes exposure in pro and college scouting, free agent tryouts, salary cap and contracts, team operations, player engagement and other departments within football operations.





SUPER BOWL IV
Chiefs 23, Vikings 7



January 11, 1970 • Tulane Stadium • 80,562

MINNESOTA	0	0	7	0	—	7
KANSAS CITY	3	13	7	0	—	23

- CHIEFS** — Stenerud, 48-yard FG.
- CHIEFS** — Stenerud, 32-yard FG.
- CHIEFS** — Stenerud, 25-yard FG.
- CHIEFS** — Garrett, 5-yard run (Stenerud kick).
- VIKINGS** — Osborn, 4-yard run (Cox kick).
- CHIEFS** — Taylor, 46-yard pass from Dawson (Stenerud kick).

TEAM STATISTICS	VIKINGS	CHIEFS
First Downs	13	18
Total Net Yards	239	273
Rushes/Net Yards	19/67	41/151
Net Passing	172	122
Pass Attempts/Completions	28/17	17/12
Had Intercepted	3	1
Sacked/Yards Lost	3/27	3/20
Punts/Average	3/37.0	4/48.5
Penalties/Yards	6/67	4/47
Fumbles/Lost	3/2	0/0

Kansas City's finest sports hour concluded at 5:20 in the afternoon of Sunday, January 11, 1970, when the Chiefs defeated the Minnesota Vikings, 23-7, for the World Championship of pro football.

The Chiefs, who finished 11-3 on the season and defeated the N.Y. Jets and Oakland Raiders in the playoffs, closed out their first decade as the winningest team in the American Football League, which, with Super Bowl IV, came to an end. Beginning in '70, the two leagues merged, with the AFL becoming the American Football Conference of the NFL.

Minnesota, a prohibitive favorite, was 12-2 during the regular season and at one point had won 12 games in succession behind a fearsome defense that had allowed an average of just 9.5 points per game. But behind QB Len Dawson — who would earn the game's Most Valuable Player Award — the Chiefs would amass more than enough offense to carry the day.



SUPER BOWL LIV
Chiefs 31, 49ers 20



February 2, 2020 • Hard Rock Stadium • 62,417

SAN FRANCISCO	3	7	10	0	—	20
KANSAS CITY	7	3	0	21	—	31


- 49ERS** — Gould, 38-yard field goal (10-62, 5:58).
- CHIEFS** — Mahomes, 1-yard run (Butker kick) (15-75, 7:26).
- CHIEFS** — Butker, 31-yard field goal (9-43, 4:36).
- 49ERS** — Juszczyk, 15-yard pass from Garoppolo (Gould kick) (7-80, 4:27).
- 49ERS** — Gould, 42-yard field goal (9-60, 5:31).
- 49ERS** — Mostert, 1-yard run (Gould kick) (6-55, 2:48).
- CHIEFS** — Kelce, 1-yard pass from Mahomes (Butker kick) (10-83, 2:40).
- CHIEFS** — Dam. Williams, 5-yard pass from Mahomes (Butker kick) (7-65, 2:26).
- CHIEFS** — Dam. Williams, 38-yard run (Butker kick) (2-42, 0:13).

TEAM STATISTICS	49ERS	CHIEFS
First Downs	21	26
Total Net Yards	351	397
Rushes/Net Yards	22/141	29/129
Net Passing	210	268
Pass Attempts/Completions	31/20	42/26
Had Intercepted	2	2
Times Sacked/Yards	1/9	4/18
Punts/Average	2/43.0	2/50.0
Penalties/Yards	5/45	4/24
Fumbles/Lost	1/0	3/0
Possession Time	26:47	33:13

The Kansas City Chiefs squared off against the NFC Champion San Francisco 49ers in Super Bowl LIV at Hard Rock Stadium, the home of the Miami Dolphins, in Miami Gardens, Florida, on Sunday, February 2, 2020. It marked the club's third Super Bowl appearance (I, IV and LIV), but the first appearance for the club since winning Super Bowl IV against the Minnesota Vikings following the 1969 season.

The 10-point fourth-quarter comeback tied for the second-largest comeback in Super Bowl history and the Chiefs became the first team to record three comebacks of at least 10 points in a single postseason in NFL history.

QB Patrick Mahomes was awarded the Pete Rozelle Trophy as MVP of the game. At 24 years and 138 days old, Mahomes became the youngest QB and the third-youngest player (Marcus Allen and Lynn Swann) to win the Super Bowl MVP award.





SUPER BOWL LVII
Chiefs 38, Eagles 35



February 12, 2023 • State Farm Stadium • 67,827

PHILADELPHIA 7 17 3 8 — 35
KANSAS CITY 7 7 7 17 — 38

- EAGLES** — Hurts, 1-yard run (Elliott kick) (11-75, 4:51).
- CHIEFS** — Kelce, 18-yard pass from Mahomes (Butker kick) (6-75, 3:12).
- EAGLES** — Brown, 45-yard pass from Hurts (Elliott kick) (5-68, 2:32).
- CHIEFS** — Bolton, 36-yard fumble return (Butker kick).
- EAGLES** — Hurts, 4-yard run (Elliott kick) (12-75, 7:19).
- EAGLES** — Elliott, 35-yard field goal (8-40, 1:22).
- CHIEFS** — Pacheco, 1-yard run (Butker kick) (10-75, 5:30).
- EAGLES** — Elliott, 33-yard field goal (17-60, 7:45).
- CHIEFS** — Toney, 5-yard pass from Mahomes (Butker kick) (9-75, 4:41).
- CHIEFS** — Moore, 4-yard pass from Mahomes (Butker kick) (3-5, 0:49).
- EAGLES** — Hurts, 2-yard run (Hurts run for Two-Point Conversion) (8-75, 4:07).
- CHIEFS** — Butker, 27-yard field goal (12-66, 5:07).

TEAM STATISTICS

	EAGLES	CHIEFS
First Downs	25	21
Total Net Yards	417	340
Rushes/Net Yards	32/115	26/158
Net Passing	302	182
Pass Attempts/Completions	38/27	27/21
Had Intercepted	0	0
Times Sacked/Yards	2/2	0/0
Punts/Average	2/47.5	2/49.0
Penalties/Yards	6/33	3/14
Fumbles/Lost	2/1	1/0
Possession Time	35:47	24:13

Kansas City returned to the Super Bowl stage for the third time in four seasons, with a number of national storylines driving interest in the game - two Black quarterbacks facing off in the Super Bowl for the first time, the Kelce brothers becoming the first siblings to face each other in the big game, and Head Coach Andy Reid taking on his former team.

After trading scores all game, Kadarius Toney recorded a Super Bowl-record-65-yard punt return in the fourth quarter to put the Chiefs into scoring position.

The game was then quickly tied after Jalen Hurts converted a two-point conversion to tie the game 35-35 with 5:15 left on the clock. Kansas City took possession and Mahomes found Smith-Schuster for 10 yards and a first down. Mahomes also found Kelce for seven yards and Pacheco rattled off a 10-yard carry to convert a third-and-one. In Philadelphia territory, Mahomes scrambled for a 26-yard run to move into the red zone with under three minutes left in the game.

A costly holding penalty allowed Kansas City's drive to continue and eventually set up a 27-yard field goal for Harrison Butker to put the Chiefs ahead with a score of 38-35 with :08 left on the clock.

After a squib kick, Philadelphia's last-second Hail Mary effort fell incomplete, giving the franchise its third Lombardi Trophy and the second in the past four seasons.



SUPER BOWL LVIII
Chiefs 25, 49ers 22 (OT)



February 11, 2024 • Allegiant Stadium • 61,629

SAN FRANCISCO 0 10 0 9 3 — 22
KANSAS CITY 0 3 10 6 6 — 25

- 49ERS** — Moody, 55-yard field goal (10-46, 4:05).
- 49ERS** — McCaffrey, 21-yard pass from Jennings (Moody kick) (8-67, 3:26).
- CHIEFS** — Butker, 28-yard field goal (13-65, 4:03).
- CHIEFS** — Butker, 57-yard field goal (9-47, 4:01).
- CHIEFS** — Valdes-Scantling 16-yard pass from Mahomes, (Butker kick) (1-16, 0:04).
- 49ERS** — Jennings, 10-yard pass from Purdy (kick blocked) (12-75, 6:06).
- CHIEFS** — Butker, 24-yard field goal (12-69, 5:36)
- 49ERS** — Moody, 53-yard field goal (7-40, 3:53)
- CHIEFS** — Butker, 29-yard field goal (11-64, 1:50)
- 49ERS** — Moody, 27-yard field goal (13-66, 7:38).
- CHIEFS** — Hardman, 3-yard pass from Mahomes (13-75,7:19)

TEAM STATISTICS

	49ERS	CHIEFS
First Downs	23	24
Total Net Yards	382	455
Rushes/Net Yards	31/110	30/130
Net Passing	272	325
Pass Attempts/Completions	39/24	46/34
Had Intercepted	0	1
Times Sacked/Yards	1/4	3/8
Punts/Average	5/50.8	5/50.8
Penalties/Yards	6/40	6/55
Fumbles/Lost	2/2	5/1
Possession Time	38:31	36:26

For the fourth time in five seasons, the Chiefs represented the AFC in the Super Bowl. Super Bowl LVIII was a rematch of Super Bowl LIV with a familiar venue – AFC West rival Raiders home Allegiant Stadium.

It was the first time the NFL's new playoff overtime rules were in effect guaranteeing both teams an offensive possession, barring a defensive score. The 49ers won the coin toss and elected to receive the opening overtime kickoff

Quickly, the Chiefs faced a fourth-and-one but Mahomes kept the game alive with an eight-yard run. Mahomes went back to his legs on a third-and-one, scrambling for 19 more. To secure the 25-22 Super Bowl LVIII win, Mahomes connected with Hardman on a three-yard touchdown pass play coined "Tom and Jerry" and for the second straight year, red and gold confetti fell.

The Chiefs hoisted the Lombardi Trophy for the third time in five seasons and became the seventh team to win the Super Bowl in back-to-back years, the first since the Patriots 20 seasons prior. QB Patrick Mahomes was named Super Bowl MVP for the third time in his career. He joined QB Tom Brady (five) and PFHOF QB Joe Montana (three) as the only three-time winners of the award.



GEHA FIELD AT ARROWHEAD STADIUM



On March 4, 2021, the Kansas City Chiefs and GEHA (Government Employees Health Association, Inc., pronounced G.E.H.A.) jointly announced a historic naming rights agreement that made the nonprofit medical and dental plan provider the first - and exclusive - naming rights partner for Arrowhead Stadium. Beginning with the 2021 season, the home of the Chiefs became GEHA Field at Arrowhead Stadium.

The announcement expanded on an already robust partnership between GEHA and the Chiefs, which had grown significantly since the relationship was first announced in July 2019, when GEHA became the club's Exclusive Health, Dental and Vision Plan Partner. The agreement also highlighted the commitment of both GEHA and the Chiefs to ensuring Arrowhead Stadium remained part of the identity of the stadium.

"We are extremely proud and excited to announce our naming rights agreement with GEHA. When we set out to find a partner for the field at Arrowhead, it was critical to identify a national leader that shares our core values, as well as a deep connection to the local community and respect for Chiefs Kingdom," Chiefs President Mark Donovan said at the time of the announcement. "Our relationship with GEHA over the last few years has only served to reinforce the alignment between our two organizations and proven their strong, long-standing relationship with the local community. This expanded partnership will continue to build lasting health and wellness programs that support the team, GEHA and our community."

GEHA is a national leader in providing medical and dental plans to more than 2 million federal employees, retired military and their families worldwide. Both GEHA and the Chiefs are deeply committed to promoting their missions of driving and supporting health and wellness and this naming rights agreement provides a highly visible platform to support GEHA's efforts to empower its members to be healthy and well.

Throughout the 2021 offseason, team and stadium staff worked with GEHA and Kansas City-based architecture and design firm Populous on the development of a signage package and plan that ensured that both temporary and long-term GEHA Field at Arrowhead Stadium branding and logo assets were in place by the kickoff of the 2021 Chiefs season - the 50th season for the Chiefs in the iconic stadium.

"We were looking for the right partner. We were looking for someone who has a base and an impact in this community. We found a company in GEHA who not only had been here longer than us, but were bigger than anyone knew, and no one knew about them. And then they have a story that is so Kansas City. To be about to partner with that company, to use our assets to build their brand, you don't really find that very often."

-Chiefs President Mark Donovan

THE STADIUM SINCE 2000, AT A GLANCE

The stadium opened its doors for the first time on Aug. 12, 1972 as the Chiefs hosted the St. Louis Cardinals in front of 78,190 fans for a preseason game. Since that initial contest, much has changed at the iconic venue through multiple renovation projects and upgrades to the facility. While many modernizations have taken place, the spirit of the stadium remains the same as it was for that first preseason football game in 1972.

2006: On April 4, 2006, Jackson County, Mo., taxpayers approved a 3/8 cent sales tax that was expected to raise \$425 million for improvements to the Sports Complex, including \$212.5 million for Arrowhead. The State of Missouri also contributed \$37.5 million. In addition, the Hunt family contributed \$125 million to the project.

2010: Upgrades were officially done prior to the start of the 2010 season and included Founder's Plaza, the Ford Fan Zone, the Chiefs Sports Lab, the Chiefs Hall of Honor, the Founder's Club, the CommunityAmerica Club Level and a new team store. Other improvements included an upgraded sound and scoreboard system, a 360-degree video ribbon board and concourses that were doubled in size.

2013: The club introduced a stadium-wide Wi-Fi network, installing 600 high-density wireless access points as part of a seven-figure investment to create a more fully integrated mobile experience for Chiefs fans. Stadium Wi-Fi changed the way fans consumed Chiefs content in-stadium and also changed the way fans interact with the team and each other. The Wi-Fi network received additional upgrades in 2017 and 2018.

2016: In the spring of 2016, the club finished a three-year, multi-million dollar heating system installation under the playing surface of the stadium. The project included a new boiler room on the stadium's service level, as well as thousands of feet of pipe snaking sideline-to-sideline underneath the natural grass surface. The system allows the club to maintain consistent soil temperatures during the cold winter months late in the football season and allows the club to maximize grass growing based on the time of year as well.

2019: Prior to the 2019 season, the Chiefs committed more than \$10 million in upgrades to the stadium, including concrete repairs and new waterproofing measures in the stadium's upper level. In addition, the club replaced nearly all seats in the upper deck. The club also upgraded the technology in the west scoreboard to state-of-the-art LED technology that offers an enhanced screen image for fans in-stadium. The team introduced the GEHA Drum Deck, moving the club's pregame drum tradition from field-level to a more prominent location in the upper deck in the west endzone.

2020: In the week following Kansas City's AFC Championship victory on Jan. 19, 2020, the club announced multiple offseason projects for the 2020 season, including new seats in the lower bowl, a technology upgrade to the east end zone scoreboard, enclosing multiple open-air field box suites, and an expanded Team Store.

2021: The club finished the third phase of the three-year seat replacement project by installing all new seats on the CommunityAmerica Club Level. The team also completed a massive renovation to the home locker room complex inside the stadium, including not only the Chiefs locker room, but the equipment room, athletic training room and the coaches' locker rooms. After a decade as the preeminent space dedicated to Chiefs and AFL history, the Chiefs Hall of Honor on the lower level concourse of the stadium received a substantial upgrade, providing a more upscale, fully enclosed, temperature-controlled museum experience while creating a new special events space.

While other venues of a similar vintage have long since been termed obsolete, thanks to the foresight and vision of the leadership of Jackson County, the Hunt family, the Chiefs and the taxpayers who made it a reality, GEHA Field at Arrowhead Stadium remains one of the most iconic stadiums in the NFL. The investments and improvements over time ensure it is not only one of the nation's top venues for fans to experience the excitement of the NFL, but is also a year-round entertainment destination serving the entire Midwest region.

ARROWHEAD EVENTS IN 2024



Arrowhead Events, the special events arm of the Kansas City Chiefs organization, has seen exponential growth over the past decade. In 2024, the business continues to build off its largest and most successful record-breaking year in 2023.



Focusing on delivering diverse styles, genders and ages in the venue's acts, the stadium has played host to Kenny Chesney and two nights of Morgan Wallen | One Night at a Time 2024. The Kansas Jayhawks announced that they would play four conference home games at GEHA Field at Arrowhead Stadium in 2024 while upgrades are made to their stadium complex.

Arrowhead Events also welcomed the final group stage game of the Copa America tournament between Uruguay and U.S.A as well as Monster Jam at GEHA Field at Arrowhead Stadium for a fifth year. The fourth-annual Q BBQ Fest - Kansas City was held in the parking area outside of the stadium.

July 1, 2024



June 15, 2024



Courtesy of Fox 4 KC

MAHOMES SHINES AT ESPYS

The Kansas City Chiefs were recognized with two awards at the annual ESPYS on the evening of Thursday, July 11, as the back-to-back Super Bowl champions continued what has been another offseason to remember.

Patrick Mahomes was recognized with ESPYS in both categories he was nominated in, "Best Athlete, Men's Sports" and "Best NFL Player." The 2023 Chiefs were also nominated for "Best Team."

Head Coach Andy Reid accepted the ESPY Award for Best Athlete, Men's Sports on behalf of QB Patrick Mahomes.

Even though Mahomes wasn't physically present at the awards, he still managed to dominate the 2023-24 awards circuit by beating out Shohei Ohtani (Los Angeles Dodgers, MLB), Scottie Scheffler (Golf) and Connor McDavid (Edmonton Oilers, NHL) for "Best Athlete, Men's Sports" recognition. The reigning two-time Super Bowl MVP also bested Running Back Christian McCaffrey (San Francisco), Quarterback Lamar Jackson (Baltimore) and Defensive End Myles Garrett (Cleveland) to win the "Best NFL Player" award.

The ESPYS – which stands for "Excellence in Sports Performance Yearly" – have recognized the top athletes and individuals in the world of sports since 1993.



MAKE A WISH FAMILIES VISIT TRAINING CAMP

QB Patrick Mahomes spent time with Make-a-Wish kids and their families at Chiefs Training Camp at Missouri Western State University over several days of camp.

Mahomes signed autographs, took pictures and met with the kids and their families after practice concluded.

Make-A-Wish has granted hundreds of thousands of life-changing wishes to children battling critical illnesses. Wishes that give families hope through dark times, strength to persevere and experiences that forever change their lives.




CHIEFS KINGDOM'S CROWN JEWEL

For the fourth time in franchise history, and the third time in five years, the Kansas City Chiefs commissioned Jostens to commemorate a world championship season with a Super Bowl ring.

The club's Super Bowl LVIII ring is rich in its storytelling and contains countless artful details that hold significance and symbolism for the Hunt family, the Chiefs organization, as well as the team's players, coaches and staff.

"We have had the unique privilege of working with Jostens for Super Bowl rings in back-to-back years and have called them a trusted partner in our championship celebrations for more than five decades," Chiefs President Mark Donovan said. "Jostens continues to deliver beautiful rings that encapsulate the hard work that goes into winning a Super Bowl and that our players, coaches and staff are proud to show off."

The ring features many meaningful details including 22 diamonds to represent the points scored in the second-half and overtime to win Super Bowl LVIII, 19 diamonds to represent 11 winning seasons and eight-straight AFC West titles, 11 princess-cut rubies to represent the 11 regular season wins and four marquise diamonds to represent the four Super Bowl titles in franchise history. On the inside, Coach Reid's mastermind is on display, with the game-winning touchdown play, 'Tom and Jerry' inscribed on the inside, along with the game's date and 17 miniature gold-leaf confetti pieces to represent the 17 points scored in the AFC Championship Game.



CHAMPIONSHIP RINGS THROUGH THE YEARS



All ring images courtesy of Jostens.

CHIEFS TAKE ADVANTAGE OF SUPER BOWL LVIII CELEBRATIONS

Shortly after winning Super Bowl LVIII in Las Vegas, the City of Kansas City celebrated the Chiefs historic achievement with a second-consecutive parade and rally. Celebrating with the City, region, and beyond, Chiefs players, coaches and staff rode on floats through downtown to Union Station where the rally took place. Shortly after the conclusion of the rally, senseless gun violence erupted near the site of the rally. Tragically, one life was lost and others were injured. To help victims of this tragedy, the Chiefs, ownership, the League and many others stood with the victims through significant donations to United Way of Greater Kansas City's KC Strong fund, which recently distributed more than \$2 million dollars to victims of the tragedy and more than a dozen local organizations doing vital work in the community.



On May 31, 2024, the Chiefs were welcomed to the White House by President Joe Biden. Following lunch, the team was welcomed onto the South Lawn for a special recognition and remarks by the President, as well as comments from Chiefs Chairman and CEO Clark Hunt and TE Travis Kelce. Head Coach Andy Reid and Hunt presented Biden with a signed helmet during the ceremony.



On Thursday, June 13, the evening that the team wrapped up mandatory minicamp for the 2024 offseason program, everyone from the Chiefs organization - including players, coaches and staff - gathered at Nelson Atkins Museum for the club's Super Bowl LVIII Ring Ceremony hosted by Chiefs Chairman and CEO Clark Hunt and the Hunt Family.



Guests were met with a red carpet welcome outside the historic Kansas City landmark, before moving inside for the private reception and event. A dinner was followed by the ring unboxing, as well as live music performances.



CHIEFS KINGDOM TAKES OVER FRANKFURT


On Sunday, November 5, the Kansas City Chiefs walked off a football field in Frankfurt, Germany, with a 21-14 win over the Miami Dolphins to improve to 7-2 headed into the bye week.

While the win kept Kansas City atop the AFC standings, the magnitude of the game - the first of two NFL games in Frankfurt in 2023 and just the second NFL regular season game in Germany - has significant meaning for the organization now and into the future.

In 2021, the Chiefs were awarded International Home Marketing Area (IHMA) rights in Germany as part of the NFL's Global Markets Program, allowing the club unique fan development and commercialization opportunities.

The club's visit to Frankfurt was anchored by the ChampionShip, a floating activation hub on the banks of the Main River in downtown Frankfurt. In addition, the club made USO visits to military members and their families, hosted a youth Play 60 style clinic and participated in an NFL Flag clinic.

Chiefs Legends Christian Okoye and Dante Hall, along with Chiefs Cheerleaders, KC Wolf and the Rumble all made appearances throughout the week to welcome all who wanted to join into Chiefs Kingdom.



“The Chiefs fans won that one. We could feel ‘em. It was loud. Whether they were from Germany or whether they were from Kansas City...it was something. It was loud, aggressive. We can feel that as players and coaches. We appreciate it.

-Chiefs Head Coach Andy Reid

It was an amazing experience to be out here in Germany. You could see red all around the town. Chiefs Kingdom showed up. You could feel the love they had, not only for the game of football but for the players...The German fans, they were loud the entire game. They were passionate. You could tell that they watch football - American football - on the daily. They really understand it. It was great for the NFL to give us this opportunity. I'm sure there will be many more as my career goes on. I'm excited to get back and be able to play, not only Frankfurt, Munich, but wherever the NFL goes.

-Chiefs Quarterback Patrick Mahomes

This Frankfurt crowd was great. Kind of like a playoff atmosphere. I thought the new thing was everybody whistling. Thought that was cool. Not used to all the whistles out here. The energy was infectious and we had a great time out there.

-Chiefs Cornerback Trent McDuffie



CHIEFS THROW WORLD'S LARGEST TAILGATE: TAILGATE GAMES

As the defending Super Bowl champions, the Kansas City Chiefs opened the 2024 season playing host to the Baltimore Ravens on Thursday, September 5 for the annual NFL Kickoff Game. To celebrate, the club returned with the Chiefs official kickoff pregame show – the World's Largest Tailgate – with the Tailgate Games.

The World's Largest Tailgate: Tailgate Games featured GEHA Field at Arrowhead Stadium's iconic tailgate experience, celebrated Chiefs fans' welcoming spirit and highlighted the fun of friendly competition. The show streamed the unique tailgate-themed competitions to mobile devices and living rooms across Chiefs Kingdom and throughout the world for free on www.ChiefsLive.com.

This Chiefs original program was produced by the club's media and marketing team in partnership with Bleacher Report's content team and BarkleyOKRP. The ChiefsLive.com virtual experience was produced and powered by Little Cinema Digital.



Co-hosted by actor and comedian Rob Riggle and broadcaster Hayley Lewis, the show took place across two sets in the parking lot outside GEHA Field at Arrowhead Stadium before kickoff. The Broadcast Boys – podcasters Lucas Brody and Nelson Vergara – also served as special Tailgate Games correspondents, while the stream also featured guest appearances from Donna Kelce, YouTube star Funny Marco, comedian and actor Desi Banks, actress and comedian Heidi Gardner, Chiefs Hall of Fame WR/KR Dante Hall as well as several other celebrities, athletes and influencers.

The World's Largest Tailgate: Tailgate Games Lineup included: The Sauce Relay, The 2-Minute Drill, Coach's Cheeseburger Challenge, Chiefs Cup and The Friendship Bracelet Challenge.

The Friendship Bracelet Challenge was a fast-paced contest that went on continuously throughout the tailgate as members from both teams faced off in a head-to-head showdown to make the most Chiefs-colored friendship bracelets during the 60-minute pregame show. All bracelets made during the Friendship Bracelet Challenge, as well as the unused bracelet materials, are being donated to the Ronald McDonald House Charities of Kansas City and distributed to the children and families that they serve.



Tyler Hynes and Hunter King, who are starring in the upcoming Chiefs-themed Hallmark movie, *Holiday Touchdown: A Chiefs Love Story*, also attended the tailgate. At the conclusion of the tailgate, they announced that the film will premiere on Hallmark Channel on Saturday, November 30 at 8 p.m. ET/7 p.m. CT (Thanksgiving Weekend) as part of Hallmark's *Countdown to Christmas*.



CHIEFS ANNOUNCE COACH OF THE WEEK HONORS

The Kansas City Chiefs have announced the Coach of the Week honors for the second week of the 2024 season. The Week Two awards went to Ruskin High School Head Coach Tim Callaghan (Missouri) and Blue Valley West High School Head Coach Josh Koerkenmeier (Kansas).

As a result of this honor, the awarded schools will receive a \$500 grant from the Hunt Family Foundation. Additionally, the coaches will be presented a pair of sunglasses, courtesy of Oakley, and a certificate recognizing their selection. These coaches are now qualified for the Eric Driskell Coach of the Year Award, which will be voted on later this fall. The Eric Driskell Coach of the Year Award is selected by a panel comprised of the Missouri and Kansas Boards from the Greater Kansas City Football Coaches Association.

Ruskin High School defeated Kansas City Central High School 44-8 to move to 3-0 for the season. The three wins in a season are the most for Ruskin since 2009 when it finished 3-7.

Callaghan said the players and coaches have committed to a standard that has led to this success.

"This means a lot to the Ruskin football program, its staff and the team. We understand that the season is early, and we are continuing to work to improve each week. There is still a lot of work to do. I am especially proud of the staff, the seniors and the leadership committee that have helped establish a commitment to the standard that we want at Ruskin. This is a very unselfish group," Callaghan shared.

Blue Valley West High School earned its first win of the season with a 42-12 victory over Olathe West High School. The Jaguars bounced back from a season-opening loss to Saint Thomas Aquinas High School to put together a complete victory.

Koerkenmeier noted that this is a good group of players and coaches that continue to get better.

"I appreciate the honor, but this is a direct reflection of all the hard work put in by our players and our coaching staff," Koerkenmeier said. "They continue to work hard to get better every week, and this award shows the progress they are making. I am very fortunate to get to work with them."

In its 28th season, the 2024 High School Coach of the Week is a joint initiative of the Kansas City Chiefs and the National Football League. This program is designed to recognize and reward Kansas City area high school coaches for superior performance on a weekly basis while honoring individuals who are shaping today's youth and tomorrow's leaders.

The Kansas City Chiefs partner with PrepsKC to select Coaches of the Week from Missouri and Kansas each week. PrepsKC is the only complete multimedia coverage of high school football in the Kansas City Metro. For the last 15 years it has combined a dynamic website, weekly magazine and comprehensive weekly radio show. More information about PrepsKC, including scores, schedules and coverage can be found at www.prepskc.com.

CHIEFS HOST ALL ABILITIES FOOTBALL CLINIC WITH SPECIAL OLYMPICS AND YMCA

On Tuesday, September 17, the Chiefs once again hosted a football clinic at GEHA Field at Arrowhead Stadium with athletes from Special Olympics Missouri, Special Olympics Kansas and the YMCA Challenger Program.

The clinic began with warmups led by Chiefs Cheerleaders, followed by three football station drills - footwork, tackling and throwing/catching - that the athletes rotated through. The drills were led by players on the Kansas City Glory tackle football team, with special appearances from Chiefs Legends and KC Wolf. A few current Chiefs rookies - FB Carson Steele, TE Jared Wiley, DB Jaden Hicks and OL Hunter Nourzad - also stopped by to join in on the fun.

The event concluded with a team photo and each athlete was presented with a custom jersey to take home. The athletes and their families also received a goodie bag with a Flag Football belt and other Chiefs swag.

The Chiefs have made a strong push for the NFL's Play 60 and FLAG Football initiatives and the inclusion of all children in those programs, regardless of physical or intellectual abilities. Like the Chiefs, Special Olympics Missouri, Special Olympics Kansas and the YMCA Challenger Program hold the belief that all children need to know the importance of staying fit and leading a healthy lifestyle, making all organizations great working partners.

The mission of Special Olympics is to provide children and adults with intellectual disabilities year-round sports training and athletic competition in a variety of Olympic-type sports. The goal is to give them opportunities to develop physical fitness, demonstrate courage, experience joy and participate in sharing gifts, skills and friendship with each other, their families and the community.

The YMCA Challenger Program is for children and young adults from ages 4-30+ with physical, developmental and intellectual disabilities, and gives them the chance to learn, grow and thrive through recreational and social opportunities. The program shines a light on the importance of healthy activities, and how they can make a difference both physically and personally.



VOTER REGISTRATION DRIVE

On Friday, September 27, United Way of Greater Kansas City and its partners will hold voter registration pop-ups at Harvesters food distribution sites, with the support of the Kansas City Chiefs along with Sporting Kansas City, the Kansas City Current and the Kansas City Royals.

The pop-ups are an effort to boost voter registration and polling site awareness ahead of November's election.

The main location will take place at Unity Southeast (3421 E. Meyer Boulevard, Kansas City, MO 64132) from 1:30 - 3 p.m.

Members of the Chiefs along with the other Kansas City sports teams will be in attendance as well.

United Way of Greater Kansas City is a nonprofit organization that seeks to make lasting changes to improve lives through community service partnerships. They unite donors, volunteers, businesses, nonprofits and community leaders to help those in need in the area.

KINGDOM KIDS FALL FEST

On Friday, October 4, the Chiefs will be hosting a Fall Fest for Chiefs Kingdom Kids members at Carolyn's Pumpkin Patch (17607 NE 52nd St., Liberty, MO 64068).

The event will go from 2 - 7 p.m. and will be full of festive games and activities, crafts, music, photo opportunities, giveaways and more. There will also be guest appearances by KC Wolf, Chiefs Cheer and Chiefs Rumble drumline.

Chiefs Kingdom Kids is a free, youth fan club open to kids 12 and under. Young Chiefs enthusiasts who sign up are invited to many exciting year-round, youth-related Chiefs opportunities. From receiving exclusive items to being a part of one-of-a-kind experiences, Kingdom Kids ensures that the young fans stay engaged and inspired.

You can register for Kingdom Kids at www.chiefs.com/kids/ to join in on the fun and create unforgettable memories with the best fandom in the world.

***STATS &
SUMMARIES***



TEAM STATS

KANSAS CITY CHIEFS / REGULAR SEASON WEEK 3 / THROUGH SUNDAY, SEPTEMBER 22, 2024

WON 3, LOST 0

			ANDY REID (3 GAMES)	
09/05	W	27-20	Baltimore	73,611
09/15	W	26-25	Cincinnati	73,558
09/22	W	22-17	at Atlanta	72,441

2024 TEAM STATISTICS

	KC	OPP.
FIRST DOWNS	62	62
Rushing	22	23
Passing	35	33
Penalty	5	6
Third Down-Made/Att	11/31	13/36
Third Down Efficiency	35.5%	36.1%
Fourth Down-Made/Att	3/3	4/7
Fourth Down Efficiency	100.0%	57.1%
TOTAL NET YARDS	984	1,083
Avg. Per Game	328.0	361.0
Total Plays	181	191
Avg. Per Play	5.4	5.7
NET YARDS RUSHING	349	341
Avg. Per Game	116.3	113.7
Total Rushes	85	79
Avg. Per Rush	4.1	4.3
NET YARDS PASSING	635	742
Avg. Per Game	211.7	247.3
Sacked/Yards Lost	4/24	6/19
Gross Yards	659	761
Attempts/Completions	92/64	106/69
Pct. of Completion	69.6%	65.1%
Had Intercepted	4	1
PUNTS/AVERAGE	8/50.1	7/47.9
Net Punting Average	42.1	41.4
PUNT RETURN/AVG.	3/8.3	4/6.0
KICKOFF RETURN/AVG.	4/27.0	4/26.0
INTERCEPTION RETURN/AVG.	1/15.0	4/3.0
PENALTIES/YARDS	16/150	21/187
FUMBLES/BALL LOST	1/1	6/2
TOUCHDOWNS	8	6
Rushing	2	2
Passing	5	4
Returns	1	0
EXTRA POINTS/ATTEMPTS	6/7	5/6
TWO POINT CONVERSION/ATT.	0/1	0/0
FIELD GOALS/ATTEMPTS	7/7	7/8
AVG. TIME OF POSSESSION	29:55	30:05

* SCORE BY PERIODS	Q1	Q2	Q3	Q4	OT	PTS
TEAM	10	26	23	16	0	75
OPPONENTS	17	23	6	16	0	62

SCORING	TD	RU	PA	RT	K-PAT	FG	2PT	S	PTS
H. Butker	0	0	0	0	6/7	7/7	0	0	27
R. Rice	2	0	2	0	0/0	0/0	0	0	12
X. Worthy	2	1	1	0	0/0	0/0	0	0	12
C. Conner	1	0	0	1	0/0	0/0	0	0	6
W. Morris	1	0	1	0	0/0	0/0	0	0	6
I. Pacheco	1	1	0	0	0/0	0/0	0	0	6
J. Smith-Schuster	1	0	1	0	0/0	0/0	0	0	6
TEAM	8	2	5	1	6/7	7/7	0	0	75
OPPONENTS	6	2	4	0	5/6	7/8	0	0	62

SACKS: M. Pennel 1.0, C. Conner 1.0, G. Karlaftis 1.0, F. Anudike-Uzomah 1.0, C. Jones 1.0, T. Wharton 0.5, M. Danna 0.5, TM 6.0, OPP 4.0 FUM/LOST: C. Steele 1/1, TM 1/1, OPP 6/2

* PASSING	ATT	CMP	YDS	CMP%	YDS/ATT	TD	TD%	INT	INT%	LONG	SACK	LOST	RATING
P. Mahomes	92	64	659	69.6	7.2	5	5.4	4	4.3	44t	4	24	89.9
TEAM	92	64	659	69.6	7.2	5	5.4	4	4.3	44t	4	24	89.9
OPPONENTS	106	69	761	65.1	7.2	4	3.8	1	0.9	50	6	19	94.9

* RUSHING	NO.	YDS	AVG	LONG	TD
I. Pacheco	34	135	4.0	11	1
C. Steele	26	99	3.8	9	0
P. Mahomes	12	49	4.1	15	0
X. Worthy	5	39	7.8	21t	1
S. Perine	6	25	4.2	9	0
T. Kelce	1	1	1.0	1	0
R. Rice	1	1	1.0	1	0
TEAM	85	349	4.1	21t	2
OPPONENTS	79	341	4.3	20	2

* RECEIVING	TAR	NO.	YDS	AVG	LONG	TD
R. Rice	29	24	288	12.0	44t	2
T. Kelce	12	8	69	8.6	23	0
X. Worthy	11	6	81	13.5	35t	1
I. Pacheco	8	7	54	7.7	23	0
S. Perine	7	5	28	5.6	10	0
J. Watson	5	4	60	15.0	25	0
N. Gray	5	4	50	12.5	13	0
J. Smith-Schuster	4	2	17	8.5	13t	1
C. Steele	2	1	2	2.0	2	0
J. Wiley	1	1	7	7.0	7	0
P. Mahomes	1	1	2	2.0	2	0
W. Morris	1	1	1	1.0	1t	1
TEAM	86	64	659	10.3	44t	5
OPPONENTS	101	69	761	11.0	50	4

* INTERCEPTIONS	NO.	YDS	AVG	LONG	TD
C. Conner	1	3	3.0	3	0
TEAM	1	3	3.0	3	0
OPPONENTS	4	12	3.0	12	0

* FUMBLES	FUM	LST	FF	REC	TD
C. Steele	1	1	0	0	0
TEAM	1	1	0	0	0
OPPONENTS	6	2	0	1	0

* PUNTING	NO.	YDS	AVG	NET	TB	IN	LG	B
M. Araiza	8	401	50.1	42.1	2	4	63	0
TEAM	8	401	50.1	42.1	2	4	63	0
OPPONENTS	7	335	47.9	41.4	1	2	65	0

* PUNT RETURNS	RET	FC	YDS	AVG	LONG	TD
M. Hardman	3	2	25	8.3	12	0
TEAM	3	2	25	8.3	12	0
OPPONENTS	4	1	24	6.0	11	0

* KICKOFF RETURNS	NO.	YDS	AVG	LONG	TD
M. Hardman	3	80	26.7	32	0
C. Steele	1	28	28.0	28	0
TEAM	4	108	27.0	32	0
OPPONENTS	4	104	26.0	28	0

* FIELD GOALS	1-19	20-29	30-39	40-49	50+
H. Butker	1/1	1/1	2/2	1/1	2/2
TEAM	1/1	1/1	2/2	1/1	2/2
OPPONENTS	0/0	2/2	2/2	1/1	2/3

H. Butker: (32G, 31G) (19G, 51G) (53G, 44G, 21G)
 OPP: (53WL, 25G, 32G) (22G, 33G, 48G, 53G) (54G)

2-Pt Conv: TM 0-1, OPP 0-0



TEAM RANKINGS

AMERICAN FOOTBALL CONFERENCE

	OFFENSE			DEFENSE		
	TOTAL	RUSH	PASS	TOTAL	RUSH	PASS
Baltimore Ravens	*1	*1	4	12	*1	16
Buffalo Bills	3	6	8	7	10	6T
Cincinnati Bengals	5	15	2	10	14	6T
Cleveland Browns	15	13	14	9	8T	10
Denver Broncos	10	12	9	2	12	*1
Houston Texans	2	9	3	3	5	5
Indianapolis Colts	7	4	10	16	16	11
Jacksonville Jaguars	13	8	11	14	6	15
Kansas City Chiefs	4	7	6	13	8T	14
Las Vegas Raiders	9	16	*1	15	15	12
Los Angeles Chargers	12	2	15	5	4	8
Miami Dolphins	6	14	5	8	7	9
New England Patriots	16	3	16	11	3	13
New York Jets	8	11	7	6	13	3
Pittsburgh Steelers	11	5	13	*1	2	4
Tennessee Titans	14	10	12	4	11	2

NATIONAL FOOTBALL CONFERENCE

	OFFENSE			DEFENSE		
	TOTAL	RUSH	PASS	TOTAL	RUSH	PASS
Arizona Cardinals	6	6	9	7	9	6
Atlanta Falcons	12	9	10	8	13	3
Carolina Panthers	15	12	16	12	14	7
Chicago Bears	16	16	15	2	7T	2
Dallas Cowboys	8T	15	*1	14	16	5
Detroit Lions	3	3	5	3	2	9
Green Bay Packers	4	*1	13	9	5	11
Los Angeles Rams	11	14	6	16	15	15
Minnesota Vikings	10	8	8	4	*1	14
New Orleans Saints	8T	5	11	10	3	13
New York Giants	13	10	12	5	10	4
Philadelphia Eagles	*1	2	4	11	11	8
San Francisco 49ers	2	7	2	6	4	10
Seattle Seahawks	7	11	3	*1	6	*1
Tampa Bay Buccaneers	14	13	14	13	12	12
Washington Commanders	5	4	7	15	7T	16

NATIONAL FOOTBALL LEAGUE

	OFFENSE			DEFENSE		
	TOTAL	RUSH	PASS	TOTAL	RUSH	PASS
Arizona Cardinals	7	9	17	17	19	16
Atlanta Falcons	20	18	18	18	27	11
Baltimore Ravens	*1	2	10	23	*1	32
Buffalo Bills	13	14	14	8T	16	8T
Carolina Panthers	28	26	26	24	28	17
Chicago Bears	30	31	25	8T	17T	7
Cincinnati Bengals	15	28	6	13T	26	8T
Cleveland Browns	31	24	30	12	13T	15
Dallas Cowboys	9T	30	*1	28	32	14
Denver Broncos	23	22	19	3	21	2
Detroit Lions	4	4	7	10	4	19
Green Bay Packers	5	*1	22	20	10	22
Houston Texans	11	17	8	4	7	6
Indianapolis Colts	17	11	24	31	31	21
Jacksonville Jaguars	27	16	27	26	11	30
Kansas City Chiefs	14	15	12	25	13T	28
Las Vegas Raiders	21	32	4	30	29	23
Los Angeles Chargers	25	7	31	6	6	10
Los Angeles Rams	19	29	9	32	30	29
Miami Dolphins	16	25	11	11	12	12
Minnesota Vikings	12	13	16	13T	2T	26
New England Patriots	32	8	32	19	5	27
New Orleans Saints	9T	6	20	21	8	25
New York Giants	22	19	21	15	23	13
New York Jets	18	21	13	7	22	4
Philadelphia Eagles	2	3	5	22	24	18
Pittsburgh Steelers	24	12	29	*1	2T	5
San Francisco 49ers	3	10	2	16	9	20
Seattle Seahawks	8	23	3	2	15	*1
Tampa Bay Buccaneers	26	27	23	27	25	24
Tennessee Titans	29	20	28	5	20	3
Washington Commanders	6	5	15	29	17T	31

* = NFL leader | T = Tied for position

BIG PLAYS: RUSH 10+, RECEPTIONS 20+, RETURNS 30+

DATE	OPPONENT	RUSHES				RECEPTIONS				RETURNS			
		GAIN	PLAYER	QTR	RESULT	GAIN	PLAYER	QTR	RESULT	GAIN	PLAYER	QTR	RESULT
09/05	Baltimore	21t	Xavier Worthy	1	TD	23	Isiah Pacheco	1	Punt				
						23	Travis Kelce	2	FG				
						33	Rashee Rice	3'	TD				
						25	Justin Watson	3'	TD				
						35t	Xavier Worthy	4	TD				
09/15	Cincinnati	11	Isiah Pacheco	1	FG	44t	Rashee Rice	2	TD	38t	Chamarri Conner (FR)	4	Fumble
		10	Isiah Pacheco	2	TD								
09/22	at Atlanta	15	Patrick Mahomes	3	TD	27	Rashee Rice	3	TD	32	Mecole Hardman (KR)	2	FG
09/29	at L.A. Chargers	--	--	--	--	--	--	--	--	--	--	--	--
10/07	New Orleans	--	--	--	--	--	--	--	--	--	--	--	--
10/20	at San Francisco	--	--	--	--	--	--	--	--	--	--	--	--
10/27	at Las Vegas	--	--	--	--	--	--	--	--	--	--	--	--
11/04	Tampa Bay	--	--	--	--	--	--	--	--	--	--	--	--
11/10	Denver	--	--	--	--	--	--	--	--	--	--	--	--
11/17	at Buffalo	--	--	--	--	--	--	--	--	--	--	--	--
11/24	at Carolina	--	--	--	--	--	--	--	--	--	--	--	--
11/29	Las Vegas	--	--	--	--	--	--	--	--	--	--	--	--
12/08	L.A. Chargers	--	--	--	--	--	--	--	--	--	--	--	--
12/15	at Cleveland	--	--	--	--	--	--	--	--	--	--	--	--
12/21	Houston	--	--	--	--	--	--	--	--	--	--	--	--
12/25	at Pittsburgh	--	--	--	--	--	--	--	--	--	--	--	--
01/05	at Denver	--	--	--	--	--	--	--	--	--	--	--	--

' - result within the same drive

SCORING DRIVES

CHIEFS 2024 REGULAR SEASON SCORING DRIVES

DATE	OPPONENT	ACQUIRED	DRIVE			Q TIME	FIRST DOWN	SCORING PLAY	KC	OPP
			START	PLAY	YARD					
09/05	Baltimore	Kickoff	KC	5	67	Q1 2:19	4	X. Worthy: 21-yard run	7	7
		Fumble	33	4	1	Q2 1:07	0	H. Butker: 32-yard FG	10	7
		Downs	BAL	8	38	Q2 3:55	2	H. Butker: 31-yard FG	13	7
		Kickoff	14	6	81	Q3 3:32	5	I. Pacheco: 1-yard run	20	10
		Kickoff	KC	8	70	Q4 4:22	4	X. Worthy: 35-yard pass from P. Mahomes	27	17
09/15	Cincinnati	Kickoff	KC	16	69	Q1 8:30	5	H. Butker: 19-yard FG	3	3
		Kickoff	30	6	70	Q2 3:14	3	R. Rice: 44-yard pass from P. Mahomes	10	10
		Kickoff	KC	13	70	Q3 6:39	6	P. Mahomes	17	16
		Punt	30	9	43	Q4 2:35	2	W. Morris: 1-yard pass from P. Mahomes	26	25
			KC	30				H. Butker: 51-yard FG		
09/22	at Atlanta	Punt	KC	13	79	Q2 6:15	5	R. Rice: 13-yard pass from P. Mahomes	7	7
		Kickoff	21	7	34	Q2 3:54	2	H. Butker: 53-yard FG	10	14
		Interception	KC	4	8	Q2 0:26	0	H. Butker: 44-yard FG	13	14
		Kickoff	31	11	67	Q3 5:20	4	H. Butker: 21-yard FG	16	14
		Punt	ATL	11	80	Q3 6:04	5	J. Smith-Schuster: 13-yard pass from P. Mahomes	22	14
09/29	--		KC	34						
			KC	30						
			KC	20						
10/07	--	--	--	--	--	--	--	--	--	
10/20	--	--	--	--	--	--	--	--	--	
10/27	--	--	--	--	--	--	--	--	--	
11/04	--	--	--	--	--	--	--	--	--	
11/10	--	--	--	--	--	--	--	--	--	
11/17	--	--	--	--	--	--	--	--	--	
11/24	--	--	--	--	--	--	--	--	--	
11/29	--	--	--	--	--	--	--	--	--	
12/08	--	--	--	--	--	--	--	--	--	
12/15	--	--	--	--	--	--	--	--	--	
12/21	--	--	--	--	--	--	--	--	--	
12/25	--	--	--	--	--	--	--	--	--	
01/05	--	--	--	--	--	--	--	--	--	
AVG				8.6	55.5	4:09	3.4			
TOTALS				121	777	58:12	47			



DRIVE EFFICIENCY - GAME-BY-GAME

2024 REGULAR SEASON KANSAS CITY CHIEFS DRIVES ENDED BY... (THROUGH WEEK 3)

DATE	TEAMS	DRIVES	3/OUT	TD	FGA	FGM	PNT	DWN	TRN	SAF	CLK	POINTS	PTS/DRV	EFF
9/5	Kansas City	10	2	3	2	2	3	0	1	0	1	27	2.70	0.500
	Baltimore	10	1	2	3	2	2	1	1	0	1	20	2.00	0.400
9/15	Kansas City	9	2	2	2	2	2	0	3	0	0	20	2.22	0.444
	Cincinnati	10	3	2	4	4	2	0	1	0	1	25	2.50	0.600
9/22	Kansas City	10	4	2	3	3	3	0	1	0	1	22	2.20	0.500
	at Atlanta	10	4	2	1	1	3	2	1	0	1	17	1.70	0.300
9/29	Kansas City	--	--	--	--	--	--	--	--	--	--	--	--	--
	at L.A. Chargers	--	--	--	--	--	--	--	--	--	--	--	--	--
10/7	Kansas City	--	--	--	--	--	--	--	--	--	--	--	--	--
	New Orleans	--	--	--	--	--	--	--	--	--	--	--	--	--
10/20	Kansas City	--	--	--	--	--	--	--	--	--	--	--	--	--
	at San Francisco	--	--	--	--	--	--	--	--	--	--	--	--	--
10/27	Kansas City	--	--	--	--	--	--	--	--	--	--	--	--	--
	at Las Vegas	--	--	--	--	--	--	--	--	--	--	--	--	--
11/4	Kansas City	--	--	--	--	--	--	--	--	--	--	--	--	--
	Tampa Bay	--	--	--	--	--	--	--	--	--	--	--	--	--
11/10	Kansas City	--	--	--	--	--	--	--	--	--	--	--	--	--
	Denver	--	--	--	--	--	--	--	--	--	--	--	--	--
11/17	Kansas City	--	--	--	--	--	--	--	--	--	--	--	--	--
	at Buffalo	--	--	--	--	--	--	--	--	--	--	--	--	--
11/24	Kansas City	--	--	--	--	--	--	--	--	--	--	--	--	--
	at Carolina	--	--	--	--	--	--	--	--	--	--	--	--	--
11/29	Kansas City	--	--	--	--	--	--	--	--	--	--	--	--	--
	Las Vegas	--	--	--	--	--	--	--	--	--	--	--	--	--
12/8	Kansas City	--	--	--	--	--	--	--	--	--	--	--	--	--
	L.A. Chargers	--	--	--	--	--	--	--	--	--	--	--	--	--
12/15	Kansas City	--	--	--	--	--	--	--	--	--	--	--	--	--
	at Cleveland	--	--	--	--	--	--	--	--	--	--	--	--	--
12/21	Kansas City	--	--	--	--	--	--	--	--	--	--	--	--	--
	Houston	--	--	--	--	--	--	--	--	--	--	--	--	--
12/25	Kansas City	--	--	--	--	--	--	--	--	--	--	--	--	--
	at Pittsburgh	--	--	--	--	--	--	--	--	--	--	--	--	--
1/5	Kansas City	--	--	--	--	--	--	--	--	--	--	--	--	--
	at Denver	--	--	--	--	--	--	--	--	--	--	--	--	--
TOTALS	CHIEFS	29	8	7	7	7	8	0	5	0	2	69	2.38	0.483
	OPPONENTS	30	8	6	8	7	7	3	3	0	3	62	2.07	0.433

DRIVE EFFICIENCY

2024 REGULAR SEASON GXG DRIVES

DATE	OPPONENT	STARTING QB	POS S	T D	PA T	2-PT	M-2P T	F G	FG A	MF G	BK-FG	PUN T	IN T	FU M	SA F	DWN S	H F	G M	PT S	TD %	SCORE %	PTS/POS S
9/5	Baltimore	P. Mahomes	10	3	3	0	0	2	2	0	0	3	1	0	0	0	1	0	27	30.0	50.0	2.70
9/15	Cincinnati	P. Mahomes	9	2	2	1	0	2	2	0	0	2	2	1	0	0	0	0	20	22.2	44.4	2.22
9/22	at Atlanta	P. Mahomes	10	2	1	0	0	3	3	0	0	3	1	0	0	0	0	1	22	20.0	50.0	2.20
9/29	at L.A. Chargers	--	--	--	--	--	--	--	--	--	--	--	--	--	--	--	--	--	--	--	--	--
10/7	New Orleans	--	--	--	--	--	--	--	--	--	--	--	--	--	--	--	--	--	--	--	--	--
10/20	at San Francisco	--	--	--	--	--	--	--	--	--	--	--	--	--	--	--	--	--	--	--	--	--
10/27	at Las Vegas	--	--	--	--	--	--	--	--	--	--	--	--	--	--	--	--	--	--	--	--	--
11/4	Tampa Bay	--	--	--	--	--	--	--	--	--	--	--	--	--	--	--	--	--	--	--	--	--
11/10	Denver	--	--	--	--	--	--	--	--	--	--	--	--	--	--	--	--	--	--	--	--	--
11/17	at Buffalo	--	--	--	--	--	--	--	--	--	--	--	--	--	--	--	--	--	--	--	--	--
11/24	at Carolina	--	--	--	--	--	--	--	--	--	--	--	--	--	--	--	--	--	--	--	--	--
11/29	Las Vegas	--	--	--	--	--	--	--	--	--	--	--	--	--	--	--	--	--	--	--	--	--
12/8	L.A. Chargers	--	--	--	--	--	--	--	--	--	--	--	--	--	--	--	--	--	--	--	--	--
12/15	at Cleveland	--	--	--	--	--	--	--	--	--	--	--	--	--	--	--	--	--	--	--	--	--
12/21	Houston	--	--	--	--	--	--	--	--	--	--	--	--	--	--	--	--	--	--	--	--	--
12/25	at Pittsburgh	--	--	--	--	--	--	--	--	--	--	--	--	--	--	--	--	--	--	--	--	--
1/5	at Denver	--	--	--	--	--	--	--	--	--	--	--	--	--	--	--	--	--	--	--	--	--
	P. MAHOMES TOTALS:		29	7	6	1	0	7	7	0	0	8	4	1	0	0	1	1	69	24.1	48.3	2.38
	2024 TOTALS		29	7	6	1	0	7	7	0	0	8	4	1	0	0	1	1	69	24.1	48.3	2.38

Report only includes Starting QB stats.

OPPONENTS GXG DRIVES

DATE	OPPONENT	STARTING QB	POS S	T D	PA T	2-PT	M-2P T	F G	FG A	MF G	BK-FG	PUN T	IN T	FU M	SA F	DWN S	H F	G M	PT S	TD %	SCORE %	PTS/POS S
9/5	Baltimore	L. Jackson	10	2	2	0	0	2	3	1	0	2	0	1	0	1	0	1	20	20.0	40.0	2.00
9/15	Cincinnati	J. Burrow	10	2	1	0	0	4	4	0	0	2	0	1	0	0	1	0	25	20.0	60.0	2.50
9/22	at Atlanta	K. Cousins	10	2	2	0	0	1	1	0	0	3	1	0	0	2	1	0	17	20.0	30.0	1.70
9/29	at L.A. Chargers	--	--	--	--	--	--	--	--	--	--	--	--	--	--	--	--	--	--	--	--	--
10/7	New Orleans	--	--	--	--	--	--	--	--	--	--	--	--	--	--	--	--	--	--	--	--	--
10/20	at San Francisco	--	--	--	--	--	--	--	--	--	--	--	--	--	--	--	--	--	--	--	--	--
10/27	at Las Vegas	--	--	--	--	--	--	--	--	--	--	--	--	--	--	--	--	--	--	--	--	--
11/4	Tampa Bay	--	--	--	--	--	--	--	--	--	--	--	--	--	--	--	--	--	--	--	--	--
11/10	Denver	--	--	--	--	--	--	--	--	--	--	--	--	--	--	--	--	--	--	--	--	--
11/17	at Buffalo	--	--	--	--	--	--	--	--	--	--	--	--	--	--	--	--	--	--	--	--	--
11/24	at Carolina	--	--	--	--	--	--	--	--	--	--	--	--	--	--	--	--	--	--	--	--	--
11/29	Las Vegas	--	--	--	--	--	--	--	--	--	--	--	--	--	--	--	--	--	--	--	--	--
12/8	L.A. Chargers	--	--	--	--	--	--	--	--	--	--	--	--	--	--	--	--	--	--	--	--	--
12/15	at Cleveland	--	--	--	--	--	--	--	--	--	--	--	--	--	--	--	--	--	--	--	--	--
12/21	Houston	--	--	--	--	--	--	--	--	--	--	--	--	--	--	--	--	--	--	--	--	--
12/25	at Pittsburgh	--	--	--	--	--	--	--	--	--	--	--	--	--	--	--	--	--	--	--	--	--
1/5	at Denver	--	--	--	--	--	--	--	--	--	--	--	--	--	--	--	--	--	--	--	--	--
	2024 TOTALS		30	6	5	0	0	7	8	1	0	7	1	2	0	3	2	1	62	20.0	43.3	2.07

Report only includes Starting QB stats.



DEFENSIVE STATS 2024

2024 REGULAR SEASON KANSAS CITY CHIEFS DEFENSIVE STATS (THROUGH WEEK 3)

POS.	PLAYER	TKL.	AST.	COMB	TFL	SACKS/SK.	YDS.	PR	FR	FF	INT./YDS.	PD
LB	N. Bolton	15	7	22	4	0.0/0.0		0	0	0	0/0	2
S	J. Reid	15	6	21	1	0.0/0.0		0	0	0	0/0	0
CB	J. Watson	12	9	21	0	0.0/0.0		0	0	0	0/0	3
DB	C. Conner	14	6	20	1	1.0/9.0		1	1	0	1/3	2
S	B. Cook	15	4	19	0	0.0/0.0		0	0	0	0/0	2
LB	L. Chenal	8	6	14	1	0.0/0.0		0	0	1	0/0	2
LB	D. Tranquill	8	6	14	0	0.0/0.0		2	0	0	0/0	0
DE	M. Danna	8	4	12	1	0.5/0.0		2	0	0	0/0	0
CB	T. McDuffie	7	2	9	0	0.0/0.0		0	0	0	0/0	1
DT	T. Wharton	4	4	8	0	0.5/0.0		1	0	1	0/0	1
DE	G. Karlaftis	4	3	7	2	1.0/3.0		5	0	0	0/0	0
DT	C. Jones	1	4	5	1	1.0/6.0		3	0	1	0/0	0
DE	F. Anudike-Uzomah	3	1	4	2	1.0/0.0		1	1	1	0/0	0
NT	M. Pennel	1	2	3	1	1.0/1.0		1	0	0	0/0	0
DT	D. Nnadi	1	1	2	0	0.0/0.0		0	0	0	0/0	0
DB	J. Hicks	1	0	1	0	0.0/0.0		0	0	0	0/0	0
S	N. Johnson	1	0	1	1	0.0/0.0		0	0	0	0/0	0
CB	J. Williams	1	0	1	0	0.0/0.0		0	0	0	0/0	0
LB	J. Cochrane	0	1	1	0	0.0/0.0		0	0	0	0/0	0
DE	M. Herring	0	0	0	0	0.0/0.0		1	0	0	0/0	0
TOTALS		119	66	185	15	6.0/19.0		17	2	4	1/3	13

2024 REGULAR SEASON CHIEFS SPECIAL TEAMS STATS

POS	PLAYER	TKL.	AST.	COMB.
DB	Hicks, Jaden	2	0	2
DB	Conner, Chamarri	1	1	2
S	Johnson, Nazeeh	1	0	1
CB	Williams, Joshua	1	0	1
TE	Hendershot, Peyton	0	1	1
RB	Ingram, Keaontay	0	1	1
LB	Jones, Cam	0	1	1
RB	Perine, Samaje	0	1	1
LS	Winchester, James	0	1	1
TOTALS		5	6	11

DEFENSIVE SCORES

INT (0)

FR (1)

(14:52) (Shotgun) J.Burrow sacked at CIN 34 for 0 yards (sack split by T.Wharton and M.Danna). FUMBLES (T.Wharton) [M.Danna], RECOVERED by KC-C.Conner at CIN 38. C.Conner for 38 yards. **vs. CIN (09/15/24)**

Safety (0)

FR (0)

SPECIAL TEAMS BIG PLAYS

REGULAR SEASON DEFENSIVE AND SPECIAL TEAMS STATISTICS ARE BASED ON PRESS BOX STATISTICS.



WEEK 1:

Chiefs 27, Ravens 20

September 5, 2024 • GEHA Field at Arrowhead Stadium • 73,611



Baltimore Ravens	7	3	0	10	-	20
Kansas City Chiefs	7	6	7	7	-	27

- BAL** — D.Henry 5 yd. run (J.Tucker kick) (11-70, 6:46)
- KC** — X.Worthy 21 yd. run (H.Butker kick) (5-67, 2:19)
- KC** — H.Butker 32 yd. Field Goal (4-1, 1:07)
- KC** — H.Butker 31 yd. Field Goal (8-38, 3:55)
- BAL** — J.Tucker 25 yd. Field Goal (10-44, 1:41)
- KC** — I.Pacheco 1 yd. run (H.Butker kick) (6-81, 3:32)
- BAL** — I.Likely 49 yd. pass from L.Jackson (J.Tucker kick) (7-80, 3:50)
- KC** — X.Worthy 35 yd. pass from P.Mahomes (H.Butker kick) (8-70, 4:22)
- BAL** — J.Tucker 32 yd. Field Goal (13-56, 5:31)

TEAM STATISTICS	RAVENS	CHIEFS
First Downs	25	21
Total Net Yards	452	353
Rushes/Net Yards	32/185	20/72
Net Passing	267	281
Pass Attempts/Completions	41/26	28/20
Had Intercepted	0	1
Sacked/Yards Lost	1/6	2/10
Punts/Average	2/37.5	3/48.0
Penalties/Yards	7/64	6/45
Fumbles/Lost	1/1	0/0
Possession Time	33:43	26:17

RUSHING

- KC** — I. Pacheco 15-45, TD; X. Worthy 1-21, TD; P. Mahomes 2-3; C. Steele 2-3
- BAL** — L. Jackson 16-122; D. Henry 13-46, TD; Z. Flowers 2-14; J. Hill 1-3

RECEIVING

- KC** — R. Rice 7-103; X. Worthy 2-47, TD; N. Gray 3-37; T. Kelce 3-34; I. Pacheco 2-33; J. Watson 1-25; S. Perine 1-10; P. Mahomes 1-2
- BAL** — I. Likely 9-111, TD; R. Bateman 2-53; J. Hill 6-52; Z. Flowers 6-37; M. Andrews 2-14; N. Agholor 1-6

PASSING

- KC** — P. Mahomes 28-20-291, TD, 1 INT
- BAL** — L. Jackson 41-26-273, TD, 0 INT

INTERCEPTIONS

- KC** — None
- BAL** — R. Smith 1

SACKS

- KC** — C. Jones 1.0
- BAL** — D. Ojabo 1.0; N. Madubuike 0.5; T. Simpson 0.5

FIELD GOALS

- KC** — H. Butker (32) (31)
- BAL** — J. Tucker 53WL (25) (32)



WEEK 2:

Chiefs 26, Bengals 25

September 15, 2024 • GEHA Field at Arrowhead Stadium • 73,558



Cincinnati Bengals	3	13	6	3	-	25
Kansas City Chiefs	3	7	7	9	-	26

- CIN** — E.McPherson 22 yd. Field Goal (10-66, 4:19)
- KC** — H.Butker 19 yd. Field Goal (16-69, 8:30)
- CIN** — A.Iosivas 4 yd. pass from J.Burrow (E.McPherson kick) (7-31, 3:15)
- KC** — R.Rice 44 yd. pass from P.Mahomes (H.Butker kick) (6-70, 3:14)
- CIN** — E.McPherson 33 yd. Field Goal (9-55, 4:31)
- CIN** — E.McPherson 48 yd. Field Goal (6-16, 1:28)
- KC** — W.Morris 1 yd. pass from P.Mahomes (H.Butker kick) (13-70, 6:39)
- CIN** — A.Iosivas 3 yd. pass from J.Burrow (kick failed, wr) (11-70, 6:05)
- KC** — C.Conner 38 yd. fumble return (pass failed)
- CIN** — E.McPherson 53 yd. Field Goal (8-33, 5:12)
- KC** — H.Butker 51 yd. Field Goal (9-43, 2:35)

TEAM STATISTICS	BENGALS	CHIEFS
First Downs	18	19
Total Net Yards	320	286
Rushes/Net Yards	22/74	32/149
Net Passing	246	137
Pass Attempts/Completions	36/23	25/18
Had Intercepted	0	2
Sacked/Yards Lost	3/12	2/14
Punts/Average	2/49.0	2/56.0
Penalties/Yards	8/79	4/44
Fumbles/Lost	3/1	1/1
Possession Time	31:29	28:31

RUSHING

- KC** — I. Pacheco 19-90; P. Mahomes 4-29; C. Steele 7-24; X. Worthy 1-5; T. Kelce 1-1
- CIN** — Z. Moss 12-34; C. Brown 4-31; J. Burrow 6-9

RECEIVING

- KC** — R. Rice 5-75, TD; J. Watson 2-22; I. Pacheco 5-21; X. Worthy 2-17; J. Wiley 1-7; T. Kelce 1-5; S. Perine 1-3; W. Morris 1-1, TD
- CIN** — M. Gesicki 7-91; J. Burton 1-47; J. Chase 4-35; E. All Jr. 4-32; D. Sample 3-28; Z. Moss 1-13; A. Iosivas 2-7, 2 TDs; T. Irwin 1-5

PASSING

- KC** — P. Mahomes 25-18-151, 2 TDs, 2 INT
- CIN** — J. Burrow 36-23-258, 2 TDs, 0 INT

INTERCEPTIONS

- KC** — None
- CIN** — A. Davis-Gaither 1; C. Taylor-Britt 1

SACKS

- KC** — C. Conner 1.0; G. Karlaftis 1.0; M. Danna 0.5; T. Wharton 0.5
- CIN** — T. Hendrickson 2.0

FIELD GOALS

- KC** — H. Butker (19) (51)
- CIN** — E. McPherson (22) (33) (48) (53)





WEEK 3:

Chiefs 22, Falcons 17

September 22, 2024 • Mercedes-Benz Stadium • 72,441



Kansas City Chiefs	0	13	9	0	—	22
Atlanta Falcons	7	7	0	3	—	17

- ATL** — D.London 14 yd. pass from K.Cousins (Y.Koo kick) (7-70, 3:53)
- KC** — R.Rice 13 yd. pass from P.Mahomes (H.Butker kick) (13-79, 6:15)
- ATL** — B.Robinson 1 yd. run (Y.Koo kick) (5-70, 2:08)
- KC** — H.Butker 53 yd. Field Goal (7-34, 3:54)
- KC** — H.Butker 44 yd. Field Goal (4-8, 0:26)
- KC** — H.Butker 21 yd. Field Goal (11-67, 5:20)
- KC** — J.Smith-Schuster 13 yd. pass from P.Mahomes (kick failed, hru) (11-80, 6:04)
- ATL** — Y.Koo 54 yd. Field Goal (10-49, 3:24)

TEAM STATISTICS	CHIEFS	FALCONS
First Downs	22	19
Total Net Yards	345	311
Rushes/Net Yards	33/128	25/82
Net Passing	217	229
Pass Attempts/Completions	39/26	29/20
Had Intercepted	1	1
Sacked/Yards Lost	0/0	2/1
Punts/Average	3/48.3	3/54.0
Penalties/Yards	6/61	6/44
Fumbles/Lost	0/0	2/0
Possession Time	34:57	25:03

RUSHING

- KC** — C. Steele 17-72; S. Perine 6-25; P. Mahomes 6-17; X. Worthy 3-13; R. Rice 1-1
- ATL** — T. Allgeier 7-32; B. Robinson 16-31, TD; R. McCloud III 1-20; K. Cousins 1-(-1)

RECEIVING

- KC** — R. Rice 12-110, TD; T. Kelce 4-30; J. Smith-Schuster 2-17, TD; X. Worthy 2-17; S. Perine 3-15; N. Gray 1-13; J. Watson 1-13; C. Steele 1-2
- ATL** — D. London 6-67, TD; D. Mooney 8-66; K. Pitts 2-59; B. Robinson 2-21; R. McCloud III 2-17

PASSING

- KC** — P. Mahomes 39-26-217, 2 TDs, 1 INT
- ATL** — K. Cousins 29-20-230, TD, 1 INT

INTERCEPTIONS

- KC** — C. Conner 1
- ATL** — J. Simmons 1

SACKS

- KC** — F. Anudike-Uzomah 1.0; M. Pennel 1.0
- ATL** — None

FIELD GOALS

- KC** — H. Butker (53) (44) (21)
- ATL** — Y. Koo (54)





WEEK 1:

Chiefs 27, Ravens 20

September 5, 2024 • GEHA Field at Arrowhead Stadium • 73,611



Baltimore Ravens	7	3	0	10	-	20
Kansas City Chiefs	7	6	7	7	-	27

- BAL** — D. Henry 5 yd. run (J.Tucker kick) (11-70, 6:46)
- KC** — X.Worthy 21 yd. run (H.Butker kick) (5-67, 2:19)
- KC** — H.Butker 32 yd. Field Goal (4-1, 1:07)
- KC** — H.Butker 31 yd. Field Goal (8-38, 3:55)
- BAL** — J.Tucker 25 yd. Field Goal (10-44, 1:41)
- KC** — I.Pacheco 1 yd. run (H.Butker kick) (6-81, 3:32)
- BAL** — L.Likely 49 yd. pass from L.Jackson (J.Tucker kick) (7-80, 3:50)
- KC** — X.Worthy 35 yd. pass from P.Mahomes (H.Butker kick) (8-70, 4:22)
- BAL** — J.Tucker 32 yd. Field Goal (13-56, 5:31)

TEAM STATISTICS	RAVENS	CHIEFS
First Downs	25	21
Total Net Yards	452	353
Rushes/Net Yards	32/185	20/72
Net Passing	267	281
Pass Attempts/Completions	41/26	28/20
Had Intercepted	0	1
Sacked/Yards Lost	1/6	2/10
Punts/Average	2/37.5	3/48.0
Penalties/Yards	7/64	6/45
Fumbles/Lost	1/1	0/0
Possession Time	33:43	26:17

- RUSHING**
- KC** — I. Pacheco 15-45, TD; X. Worthy 1-21, TD; P. Mahomes 2-3; C. Steele 2-3
- BAL** — L. Jackson 16-122; D. Henry 13-46, TD; Z. Flowers 2-14; J. Hill 1-3

- RECEIVING**
- KC** — B. Rice 7-103; X. Worthy 2-47, TD; N. Gray 3-37; T. Kelce 3-34; I. Pacheco 2-33; J. Watson 1-25; S. Perine 1-10; P. Mahomes 1-2
- BAL** — L. Likely 9-111, TD; R. Bateman 2-53; J. Hill 6-52; Z. Flowers 6-37; M. Andrews 2-14; N. Agholor 1-6

- PASSING**
- KC** — P. Mahomes 28-20-291, TD, 1 INT
- BAL** — L. Jackson 41-26-273, TD, 0 INT

- INTERCEPTIONS**
- KC** — None
- BAL** — R. Smith 1

- SACKS**
- KC** — C. Jones 1.0
- BAL** — D. Ojabo 1.0; N. Madubuike 0.5; T. Simpson 0.5

- FIELD GOALS**
- KC** — H. Butker (32) (31)
- BAL** — J. Tucker 53WL (25) (32)



WEEK 2:

Chiefs 26, Bengals 25

September 15, 2024 • GEHA Field at Arrowhead Stadium • 73,558



Cincinnati Bengals	3	13	6	3	-	25
Kansas City Chiefs	3	7	7	9	-	26

- CIN** — E.McPherson 22 yd. Field Goal (10-66, 4:19)
- KC** — H.Butker 19 yd. Field Goal (16-69, 8:30)
- CIN** — A.Iosivas 4 yd. pass from J.Burrow (E.McPherson kick) (7-31, 3:15)
- KC** — B. Rice 44 yd. pass from P.Mahomes (H.Butker kick) (6-70, 3:14)
- CIN** — E.McPherson 33 yd. Field Goal (9-55, 4:31)
- CIN** — E.McPherson 48 yd. Field Goal (6-16, 1:28)
- KC** — W.Morris 1 yd. pass from P.Mahomes (H.Butker kick) (13-70, 6:39)
- CIN** — A.Iosivas 3 yd. pass from J.Burrow (kick failed, wr) (11-70, 6:05)
- KC** — C.Conner 38 yd. fumble return (pass failed)
- CIN** — E.McPherson 53 yd. Field Goal (8-33, 5:12)
- KC** — H.Butker 51 yd. Field Goal (9-43, 2:35)

TEAM STATISTICS	BENGALS	CHIEFS
First Downs	18	19
Total Net Yards	320	286
Rushes/Net Yards	22/74	32/149
Net Passing	246	137
Pass Attempts/Completions	36/23	25/18
Had Intercepted	0	2
Sacked/Yards Lost	3/12	2/14
Punts/Average	2/49.0	2/56.0
Penalties/Yards	8/79	4/44
Fumbles/Lost	3/1	1/1
Possession Time	31:29	28:31

- RUSHING**
- KC** — I. Pacheco 19-90; P. Mahomes 4-29; C. Steele 7-24; X. Worthy 1-5; T. Kelce 1-1
- CIN** — Z. Moss 12-34; C. Brown 4-31; J. Burrow 6-9

- RECEIVING**
- KC** — B. Rice 5-75, TD; J. Watson 2-22; I. Pacheco 5-21; X. Worthy 2-17; J. Wiley 1-7; T. Kelce 1-5; S. Perine 1-3; W. Morris 1-1, TD
- CIN** — M. Gesicki 7-91; J. Burton 1-47; J. Chase 4-35; E. All Jr. 4-32; D. Sample 3-28; Z. Moss 1-13; A. Iosivas 2-7, 2 TDs; T. Irwin 1-5

- PASSING**
- KC** — P. Mahomes 25-18-151, 2 TDs, 2 INT
- CIN** — J. Burrow 36-23-258, 2 TDs, 0 INT

- INTERCEPTIONS**
- KC** — None
- CIN** — A. Davis-Gaither 1; C. Taylor-Britt 1

- SACKS**
- KC** — C. Conner 1.0; G. Karlaftis 1.0; M. Danna 0.5; T. Wharton 0.5
- CIN** — T. Hendrickson 2.0

- FIELD GOALS**
- KC** — H. Butker (19) (51)
- CIN** — E. McPherson (22) (33) (48) (53)





WEEK 3:

Chiefs 22, Falcons 17

September 22, 2024 • Mercedes-Benz Stadium • 72,441



Kansas City Chiefs	0	13	9	0	—	22
Atlanta Falcons	7	7	0	3	—	17

ATL — D. London 14 yd. pass from K.Cousins (Y.Koo kick) (7-70, 3:53)
KC — B. Rice 13 yd. pass from P.Mahomes (H.Butker kick) (13-79, 6:15)
ATL — B. Robinson 1 yd. run (Y.Koo kick) (5-70, 2:08)
KC — H.Butker 53 yd. Field Goal (7-34, 3:54)
KC — H.Butker 44 yd. Field Goal (4-8, 0:26)
KC — H.Butker 21 yd. Field Goal (11-67, 5:20)
KC — J. Smith-Schuster 13 yd. pass from P.Mahomes (kick failed, hru) (11-80, 6:04)
ATL — Y.Koo 54 yd. Field Goal (10-49, 3:24)

TEAM STATISTICS	CHIEFS	FALCONS
First Downs	22	19
Total Net Yards	345	311
Rushes/Net Yards	33/128	25/82
Net Passing	217	229
Pass Attempts/Completions	39/26	29/20
Had Intercepted	1	1
Sacked/Yards Lost	0/0	2/1
Punts/Average	3/48.3	3/54.0
Penalties/Yards	6/61	6/44
Fumbles/Lost	0/0	2/0
Possession Time	34:57	25:03

RUSHING
KC — C. Steele 17-72; S. Perine 6-25; P. Mahomes 6-17; X. Worthy 3-13; R. Rice 1-1
ATL — T. Allgeier 7-32; B. Robinson 16-31, TD; R. McCloud III 1-20; K. Cousins 1-(-1)

RECEIVING
KC — B. Rice 12-110, TD; T. Kelce 4-30; J. Smith-Schuster 2-17, TD; X. Worthy 2-17; S. Perine 3-15; N. Gray 1-13; J. Watson 1-13; C. Steele 1-2
ATL — D. London 6-67, TD; D. Mooney 8-66; K. Pitts 2-59; B. Robinson 2-21; R. McCloud III 2-17

PASSING
KC — P. Mahomes 39-26-217, 2 TDs, 1 INT
ATL — K. Cousins 29-20-230, TD, 1 INT

INTERCEPTIONS
KC — C. Conner 1
ATL — J. Simmons 1

SACKS
KC — F. Anudike-Uzomah 1.0; M. Pennel 1.0
ATL — None

FIELD GOALS
KC — H. Butker (53) (44) (21)
ATL — Y. Koo (54)



ROSTER INFO



ROSTER/ALPHABETICAL

NO.	NAME	POS	HT	WT	DOB	EXP	COLLEGE	HOMETOWN	HOW ACQ
97	Anudike-Uzomah, Felix	DE	6-4	255	1/24/2002	2	Kansas State	Kansas City, Mo.	D1-23
14	Araiza, Matt	P	6-1	200	5/16/2000	1	San Diego State	San Diego, Calif.	FA-24
32	Bolton, Nick	LB	5-11	237	3/10/2000	4	Missouri	Frisco, Texas	D2a-21
7	Butker, Harrison	K	6-4	205	7/14/1995	8	Georgia Tech	Decatur, Ga.	FA-17
66	Caliendo, Mike	OL	6-4	301	10/21/1997	2	Western Michigan	Brookfield, Wis.	CFA-22
54	Chenal, Leo	LB	6-3	250	10/26/2000	3	Wisconsin	Grantsburg, Wis.	D3-22
48	Christiansen, Cole	LB	6-1	230	7/30/1997	1	Army	Suffolk, Va.	FA-22
43	Cochrane, Jack	LB	6-3	236	2/9/1999	3	South Dakota	Mount Vernon, Iowa	CFA-22
27	Conner, Chamarrri	DB	6-0	202	7/11/2000	2	Virginia Tech	Jacksonville, Fla.	D4-23
6	Cook, Bryan	S	6-1	206	9/7/1999	3	Cincinnati	Cincinnati, Ohio	D2b-22
51	Danna, Mike	DE	6-2	257	12/4/1997	5	Michigan	Detroit, Mich.	D5-20
75	Driskell, Ethan	T	6-8	313	6/29/2000	R	Marshall	Louisville, Ky.	CFA-24
83	Gray, Noah	TE	6-3	240	4/30/1999	4	Duke	Leominster, Mass.	D5a-21
61	Hanson, C.J.	OL	6-5	300	3/3/2001	R	Holy Cross	Wyckoff, N.J.	D7-24
17	Hardman, Mecole	WR	5-10	187	3/12/1998	6	Georgia	Bowman, Ga.	T (NYJ)-23
94	Herring, Malik	DE	6-3	275	11/9/1997	4	Georgia	Forsyth, Ga.	CFA-21
21	Hicks, Jaden	DB	6-1	215	8/16/2002	R	Washington State	Las Vegas, Nev.	D4b-24
52	Humphrey, Creed	C	6-4	302	6/28/1999	4	Oklahoma	Shawnee, Okla.	D2b-21
38	Ingram, Keaontay	RB	6-0	220	10/26/1999	3	USC	Carthage, Texas	FA-23
13	Johnson, Nazeeh	S	5-10	199	7/17/1998	3	Marshall	Martinsburg, W.V.	D7c-22
44	Jones, Cam	LB	6-2	227	10/21/1999	2	Indiana	Memphis, Tenn.	CFA-23
95	Jones, Chris	DT	6-6	310	7/3/1994	9	Mississippi State	Houston, Miss.	D2-16
56	Karlaftis, George	DE	6-4	263	4/3/2001	3	Purdue	West Lafayette, Ind.	D1b-22
87	Kelce, Travis	TE	6-5	250	10/5/1989	12	Cincinnati	Cleveland Heights, Ohio	D3a-13
15	Mahomes, Patrick	QB	6-2	225	9/17/1995	8	Texas Tech	Tyler, Texas	D1-17
22	McDuffie, Trent	CB	5-11	193	9/13/2000	3	Washington	Westminster, Calif.	D1a-22
24	Moore, Skyy	WR	5-10	195	9/10/2000	3	Western Michigan	New Kensington, Pa.	D2a-22
64	Morris, Wanya	OL	6-6	307	10/10/2000	2	Oklahoma	Grayson, Ga.	D3-23
91	Nnadi, Derrick	DT	6-1	317	5/9/1996	7	Florida State	Virginia Beach, Va.	D3a-18
60	Nourzad, Hunter	OL	6-3	317	11/26/2000	R	Penn State	Marietta, Ga.	D5-24
69	Pennel, Mike	NT	6-4	330	5/9/1991	10	Colorado State-Pueblo	Aurora, Colo.	FA-23
34	Perine, Samaje	RB	5-11	235	9/16/1995	7	Oklahoma	Pflugerville, Texas	FA-24
20	Reid, Justin	S	6-1	207	2/15/1997	7	Stanford	Prairieville, La.	FA-22
4	Rice, Rashee	WR	6-1	204	4/22/2000	2	SMU	North Richland Hills, Texas	D2-23
30	Roland-Wallace, Chris	CB	5-11	202	11/23/2001	R	USC	Palmdale, Calif.	CFA-24
65	Smith, Trey	G	6-6	321	6/16/1999	4	Tennessee	Jackson, Tenn.	D6-21
9	Smith-Schuster, Juju	WR	6-1	215	11/22/1996	7	USC	Long Beach, Calif.	FA-24
42	Steele, Carson	FB	6-0	228	10/1/2002	R	UCLA	Greenwood, Ind.	CFA-24
76	Suamataia, Kingsley	T	6-4	326	1/18/2003	R	BYU	Orem, Utah	D2-24
74	Taylor, Jawaan	T	6-5	330	11/25/1997	6	Florida	Cocoa, Fla.	FA-23
99	Thomas, Cameron	DE	6-4	267	7/1/2000	3	San Diego State	Carlsbad, CA	T (AZ) - 24
62	Thuney, Joe	G	6-5	304	11/18/1992	9	North Carolina State	Centerville, Ohio	FA-21
23	Tranquill, Drue	LB	6-2	234	8/15/1995	6	Notre Dame	Fort Wayne, Ind.	FA-23
92	Tuipulotu, Marlon	DT	6-2	307	5/31/1999	3	USC	Independence, OR	FA-24
35	Watson, Jaylen	CB	6-2	197	9/17/1998	3	Washington State	Augusta, Ga.	D7a-22
84	Watson, Justin	WR	6-2	215	4/4/1996	7	Pennsylvania	Bridgeville, PA	FA-22
11	Wentz, Carson	QB	6-5	237	12/30/1992	9	North Dakota State	Bismarck, N.D.	FA-24
98	Wharton, Tereshawn	DT	6-1	280	6/25/1998	5	Missouri S&T	University City, Mo.	CFA-20
12	Wiley, Jared	TE	6-6	249	11/2/2000	R	TCU	Temple, Texas	D4a-24
2	Williams, Joshua	CB	6-3	193	10/17/1999	3	Fayetteville State	Fayetteville, N.C.	D4-22
41	Winchester, James	LS	6-3	209	8/6/1989	10	Oklahoma	Washington, Okla.	FA-15
1	Worthy, Xavier	WR	5-11	165	4/27/2003	R	Texas	Fresno, Calif.	D1-24
Practice Squad (17)									
40	Bailey, Emani	RB	5-7	202	11/28/2001	R	TCU	Denton, Texas	CFA-24
55	Bozeman, Swayze	LB	6-1	224	11/2/1998	R	Southern Mississippi	Flora, Miss.	CFA-24
26	Bush, Deon	S	6-0	200	8/14/1993	8	Miami (Fla.)	Miami, Fla.	FA-22
47	Cupp, Baylor	TE	6-6	243	5/10/2000	R	Texas Tech	Brock, Texas	CFA-24
72	Godrick, Chukwuebuka	T	6-5	293	10/11/2000	1		Lagos, Nigeria	FA-23
88	Hendershot, Peyton	TE	6-4	250	4/23/1999	3	Indiana	North Salem, Ind.	T (DAL) - 24
29	Hunt, Kareem	RB	5-11	216	8/6/1995	8	Toledo	Willoughby, Ohio	FA-24
31	Jones, Nic	CB	6-0	189	10/15/2001	2	Ball State	Detroit, Mich.	D7-23
57	Jones, Truman	DE	6-3	250	5/13/2000	1	Harvard	Atlanta, Ga.	CFA-23
96	Lovett, Fabien	DT	6-3	316	12/5/1999	R	Florida State	Vicksburg, Miss.	CFA-24
77	Niang, Lucas	T	6-6	315	8/18/1998	4	TCU	New Canaan, Conn.	D3-20
81	Remigio, Nikko	WR	5-9	187	11/4/1999	1	Fresno State	Orange, Calif.	CFA-23
8	Ross, Justyn	WR	6-4	210	12/15/1999	3	Clemson	Phenix City, Ala.	CFA-22

ROSTER/ALPHABETICAL

29	Scott, Eric	CB	6-2	202	8/7/1999	1	Southern Mississippi		
39	Taylor, Keith	CB	6-3	195	5/3/1999	3	Washington	Long Beach, Calif.	FA-23
80	Washington, Montrell	WR	5-10	170	3/14/1999	3	Samford	Canton, Ga.	FA-23
19	Zappe, Bailey	QB	6-1	215	4/26/1999	2	Western Kentucky	Victoria, Texas	FA-24
Reserve/Injured (3)									
5	Brown, Hollywood	WR	5-9	180	6/4/1997	6	Oklahoma	Hollywood, Fla.	FA-24
70	Mettaufer, McKade	G	6-3	307	7/19/2000	R	Oklahoma	The Woodlands, Texas	CFA-24
10	Pacheco, Isiah	RB	5-10	216	3/2/1999	3	Rutgers	Vineland, N.J.	D7b-22
Reserve/Non-Football Injury (2)									
25	Edwards-Helaire, Clyde	RB	5-7	207	4/11/1999	5	LSU	Baton Rouge, La.	D1-20
53	Thompson, B.J.	DE	6-6	243	3/23/1999	2	Stephen F. Austin	England, Ark.	D5-23
Reserve/Physically-Unable-To-Perform (1)									
90	Omenihu, Charles	DE	6-5	280	8/20/1997	6	Texas	Rowlett, Texas	FA-23

COACHING STAFF

HEAD COACH: Andy Reid

ASSISTANTS:

OFFENSE: Matt Nagy (Offensive Coordinator); Joe Bleymaier (Pass Game Coordinator); Porter Ellett (Asst. Running Backs); Connor Embree (Wide Receivers); David Girardi (Quarterbacks); Andy Heck (Offensive Line); Corey Matthaui (Asst. Offensive Line); Tom Melvin (Tight Ends); Todd Pinkston (Running Backs); Kevin Saxton (Offensive Asst.); Dan Williams (Offensive Quality Control/Asst. Quarterbacks).

DEFENSE: Steve Spagnuolo (Defensive Coordinator); Louie Addazio (Defensive Quality Control); Terry Bradden (Asst. Defensive Line); Joe Cullen (Defensive Line); Donald D'Alesio (Safeties); Brendan Daly (Linebackers); Dave Merritt (Defensive Backs); Alex Whittingham (Defensive Quality Control); Rod Wilson (Outside Linebackers).

SPECIALISTS: Dave Toub (Asst. Head Coach/Special Teams Coordinator); Andy Hill (Asst. Special Teams).

MISCELLANEOUS: Ryan Reynolds (Head Strength & Conditioning/Dir. of Sports Science); Greg Carbin (Asst. Strength & Conditioning); Nick Cassetta (Asst. Strength & Conditioning); Spencer Reid (Asst. Strength & Conditioning); Mike Frazier (Statistical Analysis Coordinator).

ROSTER/NUMERICAL

NO.	NAME	POS	HT	WT	DOB	EXP	COLLEGE	HOMETOWN	HOW ACQ
1	Worthy, Xavier	WR	5-11	165	4/27/2003	R	Texas	Fresno, Calif.	D1-24
2	Williams, Joshua	CB	6-3	193	10/17/1999	3	Fayetteville State	Fayetteville, N.C.	D4-22
4	Rice, Rashee	WR	6-1	204	4/22/2000	2	SMU	North Richland Hills, Texas	D2-23
6	Cook, Bryan	S	6-1	206	9/7/1999	3	Cincinnati	Cincinnati, Ohio	D2b-22
7	Butker, Harrison	K	6-4	205	7/14/1995	8	Georgia Tech	Decatur, Ga.	FA-17
9	Smith-Schuster, Juju	WR	6-1	215	11/22/1996	7	USC	Long Beach, Calif.	FA-24
11	Wentz, Carson	QB	6-5	237	12/30/1992	9	North Dakota State	Bismarck, N.D.	FA-24
12	Wiley, Jared	TE	6-6	249	11/2/2000	R	TCU	Temple, Texas	D4a-24
13	Johnson, Nazeeh	S	5-10	199	7/17/1998	3	Marshall	Martinsburg, W.V.	D7c-22
14	Araiza, Matt	P	6-1	200	5/16/2000	1	San Diego State	San Diego, Calif.	FA-24
15	Mahomes, Patrick	QB	6-2	225	9/17/1995	8	Texas Tech	Tyler, Texas	D1-17
17	Hardman, Mecole	WR	5-10	187	3/12/1998	6	Georgia	Bowman, Ga.	T (NY)-23
20	Reid, Justin	S	6-1	207	2/15/1997	7	Stanford	Prairieville, La.	FA-22
21	Hicks, Jaden	DB	6-1	215	8/16/2002	R	Washington State	Las Vegas, Nev.	D4b-24
22	McDuffie, Trent	CB	5-11	193	9/13/2000	3	Washington	Westminster, Calif.	D1a-22
23	Tranquill, Druce	LB	6-2	234	8/15/1995	6	Notre Dame	Fort Wayne, Ind.	FA-23
24	Moore, Skyy	WR	5-10	195	9/10/2000	3	Western Michigan	New Kensington, Pa.	D2a-22
27	Conner, Chamarri	DB	6-0	202	7/11/2000	2	Virginia Tech	Jacksonville, Fla.	D4-23
30	Roland-Wallace, Chris	CB	5-11	202	11/23/2001	R	USC	Palmdale, Calif.	CFA-24
32	Bolton, Nick	LB	5-11	237	3/10/2000	4	Missouri	Frisco, Texas	D2a-21
34	Perine, Samaje	RB	5-11	235	9/16/1995	7	Oklahoma	Pflugerville, Texas	FA-24
35	Watson, Jaylen	CB	6-2	197	9/17/1998	3	Washington State	Augusta, Ga.	D7a-22
38	Ingram, Keaontay	RB	6-0	220	10/26/1999	3	USC	Carthage, Texas	FA-23
41	Winchester, James	LS	6-3	209	8/6/1989	10	Oklahoma	Washington, Okla.	FA-15
42	Steele, Carson	FB	6-0	228	10/1/2002	R	UCLA	Greenwood, Ind.	CFA-24
43	Cochrane, Jack	LB	6-3	236	2/9/1999	3	South Dakota	Mount Vernon, Iowa	CFA-22
44	Jones, Cam	LB	6-2	227	10/21/1999	2	Indiana	Memphis, Tenn.	CFA-23
48	Christiansen, Cole	LB	6-1	230	7/30/1997	1	Army	Suffolk, Va.	FA-22
51	Danna, Mike	DE	6-2	257	12/4/1997	5	Michigan	Detroit, Mich.	D5-20
52	Humphrey, Creed	C	6-4	302	6/28/1999	4	Oklahoma	Shawnee, Okla.	D2b-21
54	Chenal, Leo	LB	6-3	250	10/26/2000	3	Wisconsin	Grantsburg, Wis.	D3-22
56	Karlaftis, George	DE	6-4	263	4/3/2001	3	Purdue	West Lafayette, Ind.	D1b-22
60	Nourzad, Hunter	OL	6-3	317	11/26/2000	R	Penn State	Marietta, Ga.	D5-24
61	Hanson, C.J.	OL	6-5	300	3/3/2001	R	Holy Cross	Wyckoff, N.J.	D7-24
62	Thuney, Joe	G	6-5	304	11/18/1992	9	North Carolina State	Centerville, Ohio	FA-21
64	Morris, Wanya	OL	6-6	307	10/10/2000	2	Oklahoma	Grayson, Ga.	D3-23
65	Smith, Trey	G	6-6	321	6/16/1999	4	Tennessee	Jackson, Tenn.	D6-21
66	Caliendo, Mike	OL	6-4	301	10/21/1997	2	Western Michigan	Brookfield, Wis.	CFA-22
69	Pennel, Mike	NT	6-4	330	5/9/1991	10	Colorado State-Pueblo	Aurora, Colo.	FA-23
74	Taylor, Jawaan	T	6-5	330	11/25/1997	6	Florida	Cocoa, Fla.	FA-23
75	Driskell, Ethan	T	6-8	313	6/29/2000	R	Marshall	Louisville, Ky.	CFA-24
76	Suamataia, Kingsley	T	6-4	326	1/18/2003	R	BYU	Orem, Utah	D2-24
83	Gray, Noah	TE	6-3	240	4/30/1999	4	Duke	Leominster, Mass.	D5a-21
84	Watson, Justin	WR	6-2	215	4/4/1996	7	Pennsylvania	Bridgeville, PA	FA-22
87	Kelce, Travis	TE	6-5	250	10/5/1989	12	Cincinnati	Cleveland Heights, Ohio	D3a-13
91	Nnadi, Derrick	DT	6-1	317	5/9/1996	7	Florida State	Virginia Beach, Va.	D3a-18
92	Tuipulotu, Marlon	DT	6-2	307	5/31/1999	3	USC	Independence, OR	FA-24
94	Herring, Malik	DE	6-3	275	11/9/1997	4	Georgia	Forsyth, Ga.	CFA-21
95	Jones, Chris	DT	6-6	310	7/3/1994	9	Mississippi State	Houston, Miss.	D2-16
97	Anudike-Uzomah, Felix	DE	6-4	255	1/24/2002	2	Kansas State	Kansas City, Mo.	D1-23
98	Wharton, Tershawn	DT	6-1	280	6/25/1998	5	Missouri S&T	University City, Mo.	CFA-20
99	Thomas, Cameron	DE	6-4	267	7/1/2000	3	San Diego State	Carlsbad, CA	T (AZ) - 24

Practice Squad (17)

8	Ross, Justyn	WR	6-4	210	12/15/1999	3	Clemson	Phenix City, Ala.	CFA-22
19	Zappe, Bailey	QB	6-1	215	4/26/1999	2	Western Kentucky	Victoria, Texas	FA-24
26	Bush, Deon	S	6-0	200	8/14/1993	8	Miami (Fla.)	Miami, Fla.	FA-22
29	Hunt, Kareem	RB	5-11	216	8/6/1995	8	Toledo	Willoughby, Ohio	FA-24
29	Scott, Eric	CB	6-2	202	8/7/1999	1	Southern Mississippi		
31	Jones, Nic	CB	6-0	189	10/15/2001	2	Ball State	Detroit, Mich.	D7-23
39	Taylor, Keith	CB	6-3	195	5/3/1999	3	Washington	Long Beach, Calif.	FA-23
40	Bailey, Emani	RB	5-7	202	11/28/2001	R	TCU	Denton, Texas	CFA-24
47	Cupp, Baylor	TE	6-6	243	5/10/2000	R	Texas Tech	Brock, Texas	CFA-24
55	Bozeman, Swayze	LB	6-1	224	11/2/1998	R	Southern Mississippi	Flora, Miss.	CFA-24
57	Jones, Truman	DE	6-3	250	5/13/2000	1	Harvard	Atlanta, Ga.	CFA-23
72	Godrick, Chukwuebuka	T	6-5	293	10/11/2000	1		Lagos, Nigeria	FA-23
77	Niang, Lucas	T	6-6	315	8/18/1998	4	TCU	New Canaan, Conn.	D3-20

ROSTER/NUMERICAL

80	Washington, Montrell	WR	5-10	170	3/14/1999	3	Samford	Canton, Ga.	FA-23
81	Remigio, Nikko	WR	5-9	187	11/4/1999	1	Fresno State	Orange, Calif.	CFA-23
88	Hendershot, Peyton	TE	6-4	250	4/23/1999	3	Indiana	North Salem, Ind.	T (DAL) - 24
96	Lovett, Fabien	DT	6-3	316	12/5/1999	R	Florida State	Vicksburg, Miss.	CFA-24

Reserve/Injured (3)

5	Brown, Hollywood	WR	5-9	180	6/4/1997	6	Oklahoma	Hollywood, Fla.	FA-24
10	Pacheco, Isiah	RB	5-10	216	3/2/1999	3	Rutgers	Vineland, N.J.	D7b-22
70	Mettauer, McKade	G	6-3	307	7/19/2000	R	Oklahoma	The Woodlands, Texas	CFA-24

Reserve/Non-Football Injury (2)

25	Edwards-Helaire, Clyde	RB	5-7	207	4/11/1999	5	LSU	Baton Rouge, La.	D1-20
53	Thompson, B.J.	DE	6-6	243	3/23/1999	2	Stephen F. Austin	England, Ark.	D5-23

Reserve/Physically-Unable-To-Perform (1)

90	Omenihu, Charles	DE	6-5	280	8/20/1997	6	Texas	Rowlett, Texas	FA-23
----	------------------	----	-----	-----	-----------	---	-------	----------------	-------

COACHING STAFF

HEAD COACH: Andy Reid

ASSISTANTS:

OFFENSE: Matt Nagy (Offensive Coordinator); Joe Bleymaier (Pass Game Coordinator); Porter Ellett (Asst. Running Backs); Connor Embree (Wide Receivers); David Girardi (Quarterbacks); Andy Heck (Offensive Line); Corey Matthaei (Asst. Offensive Line); Tom Melvin (Tight Ends); Todd Pinkston (Running Backs); Kevin Saxton (Offensive Asst.); Dan Williams (Offensive Quality Control/Asst. Quarterbacks).

DEFENSE: Steve Spagnuolo (Defensive Coordinator); Louie Addazio (Defensive Quality Control); Terry Bradden (Asst. Defensive Line); Joe Cullen (Defensive Line); Donald D'Alesio (Safeties); Brendan Daly (Linebackers); Dave Merritt (Defensive Backs); Alex Whittingham (Defensive Quality Control); Rod Wilson (Outside Linebackers).

SPECIALISTS: Dave Toub (Asst. Head Coach/Special Teams Coordinator); Andy Hill (Asst. Special Teams).

MISCELLANEOUS: Ryan Reynolds (Head Strength & Conditioning/Dir. of Sports Science); Greg Carbin (Asst. Strength & Conditioning); Nick Cassetta (Asst. Strength & Conditioning); Spencer Reid (Asst. Strength & Conditioning); Mike Frazier (Statistical Analysis Coordinator).

ROSTER/POSITIONAL

2024 KANSAS CITY CHIEFS POSITION-BY-POSITION ROSTER (as of September 24, 2024)

QUARTERBACKS (2)

11 Wentz, Carson QB

15 Mahomes, Patrick QB

RUNNING BACKS (3)

34 Perine, Samaje RB

42 Steele, Carson FB

38 Ingram, Keaontay RB

WIDE RECEIVERS (6)

1 Worthy, Xavier WR

9 Smith-Schuster, Juju WR

24 Moore, Skyy WR

4 Rice, Rashee WR

17 Hardman, Mecole WR

84 Watson, Justin WR

TIGHT ENDS (3)

12 Wiley, Jared TE

87 Kelce, Travis TE

83 Gray, Noah TE

OFFENSIVE LINE (10)

52 Humphrey, Creed C

61 Hanson, C.J. OL

64 Morris, Wanya OL

66 Caliendo, Mike OL

75 Driskell, Ethan T

60 Nourzad, Hunter OL

62 Thuney, Joe G

65 Smith, Trey G

74 Taylor, Jawaan T

76 Suamataia, Kingsley T

LINEBACKERS (6)

23 Tranquill, Drue LB

43 Cochrane, Jack LB

48 Christiansen, Cole LB

32 Bolton, Nick LB

44 Jones, Cam LB

54 Chenal, Leo LB

DEFENSIVE BACKS (9)

2 Williams, Joshua CB

13 Johnson, Nazeeh S

21 Hicks, Jaden DB

27 Conner, Chamarri DB

35 Watson, Jaylen CB

6 Cook, Bryan S

20 Reid, Justin S

22 McDuffie, Trent CB

30 Roland-Wallace, Chris CB

DEFENSIVE LINE (10)

51 Danna, Mike DE

69 Pennel, Mike NT

92 Tuipulotu, Marlon DT

95 Jones, Chris DT

98 Wharton, Tershawn DT

56 Karlaftis, George DE

91 Nnadi, Derrick DT

94 Herring, Malik DE

97 Anudike-Uzomah, Felix DE

99 Thomas, Cameron DE

SPECIALISTS (3)

7 Butker, Harrison K

41 Winchester, James LS

14 Araiza, Matt P

ROSTER/DEPTH CHART

(As of September 24, 2024)

OFFENSE

WR	84 Justin Watson	24 Skyy Moore	17 Mecole Hardman
WR	4 Rashee Rice	<u>1</u> Xavier Worthy	9 Juju Smith-Schuster
LT	76 Kingsley Suamataia	64 Wanya Morris	75 Ethan Driskell
LG	62 Joe Thuney	66 Mike Caliendo	<u>61</u> C.J. Hanson
C	52 Creed Humphrey	60 Hunter Nourzad	66 Mike Caliendo
RG	65 Trey Smith	<u>61</u> C.J. Hanson	60 Hunter Nourzad
RT	74 Jawaan Taylor	75 Ethan Driskell	64 Wanya Morris
TE	87 Travis Kelce	83 Noah Gray	<u>12</u> Jared Wiley
QB	15 Patrick Mahomes	11 Carson Wentz	
RB	34 Samaje Perine	38 Keaontay Ingram	
FB	42 Carson Steele		

DEFENSE

DE	56 George Karlaftis	94 Malik Herring	99 Cameron Thomas
DE	51 Mike Danna	97 Felix Anudike-Uzomah	
DT	95 Chris Jones	91 Derrick Nnadi	92 Marlon Tuipulotu
DT	98 Tershawn Wharton	69 Mike Pennel	
LB	32 Nick Bolton	43 Jack Cochrane	
LB	23 Drue Tranquill	48 Cole Christiansen	
LB	54 Leo Chenal	44 Cam Jones	
CB	22 Trent McDuffie	13 Nazeeh Johnson	
CB	35 Jaylen Watson	2 Joshua Williams	
S	20 Justin Reid	<u>21</u> Jaden Hicks	<u>30</u> Chris Roland-Wallace
S	6 Bryan Cook	27 Chamarrri Conner	

SPECIALISTS

K	7 Harrison Butker		
H	14 Matt Araiza		
P	14 Matt Araiza		
LS	41 James Winchester		
PR	<u>1</u> Xavier Worthy	17 Mecole Hardman	24 Skyy Moore
KR	17 Mecole Hardman	24 Skyy Moore	<u>42</u> Carson Steele

PRONUNCIATION GUIDE

Felix Anudike-Uzomah	ANN-you-DEE-kay ew-ZAH-muh	Wanya Morris	WAHN-yay
Matt Araiza	uh-RIZE-uh	Derrick Nnadi	NAH-dee
Mike Caliendo	cali-en-DOE	Hunter Nourzad	NOR-zad
Leo Chenal	shuh-NELL	Mike Pennel	puh-NELL
Jack Cochrane	kok-ruh n	Samaje Perine	suh-MAH-jay PEE-rine
Chamarri Conner	chuh-MAR-ee	Rashee Rice	rah-she
Mike Danna	DAN-ah	Kingsley Suamataia	SUA-ma-TAIA
Mecole Hardman	MUH-cole	Joe Thuney	TOO-nee
Keaontay Ingram	KEA-on-tay	Marlon Tuipulotu	TOO-ee-poo-LOE-too
Nazeeh Johnson	nah-ZEE	Tershawn Wharton	WAR-ton
Travis Kelce	KEL-see		

ROSTER/HOW BUILT

2024 KANSAS CITY CHIEFS HOW BUILT (as of September 24, 2024)

YEAR	DRAFTEES (15)	FREE AGENTS (11)	COLLEGE FREE AGENTS (0)	TRADES/WAIVERS (2)	PRACTICE SQUAD (0)	SUP. DRAFT (0)
2013	TE Travis Kelce (3)					
2015		LS James Winchester (FA-15)				
2016	DT Chris Jones (2)					
2017	QB Patrick Mahomes (1)	K Harrison Butker (FA-17) WR Juju Smith-Schuster (FA-24)				
2018	DT Derrick Nnadi (3)					
2022	DE George Karlaftis (-1) CB Trent McDuffie (1a) RB Keaontay Ingram (6a)	S Justin Reid (FA-22)				
2023	DE Felix Anudike-Uzomah (1) WR Rashee Rice (2) OL Wanya Morris (3) DB Chamarri Conner (4)	T Jawaan Taylor (FA-23)		WR Mecole Hardman (T NY) -23)		
2024	WR Xavier Worthy (1) T Kingsley Suamataia (2) TE Jared Wiley (4a) OL Hunter Nourzad (5)	P Matt Araiza (FA-24) T Ethan Driskell (CFA-24) RB Samaje Perine (FA-24) CB Chris Roland-Wallace (CFA-24) FB Carson Steele (CFA-24) DT Marlon Tuipulotu (FA-24)		DE Cameron Thomas (T AZ - 24)		

ROSTER/TRANSACTIONS - V2

DATE	POS.	PLAYER	TRANSACTION	POS.	PLAYER	TRANSACTION
9/24	RB	Keaontay Ingram	Waived	RB	Kareem Hunt	Signed to Active Roster
9/18	LB	Cole Christiansen	Signed to Active Roster	RB	Keaontay Ingram	Signed to Active Roster
	TE	Peyton Hendershot	Signed to Practice Squad	RB	Kareem Hunt	Signed to Practice Squad
	RB	Isiah Pacheco	Placed on Reserve/Injured			
9/16	TE	Peyton Hendershot	Waived			
9/13	WR	Marquise Brown	Placed on Reserve/Injured			
9/11	G	McKade Mettauer	Signed to Practice Squad IR			
9/4	S	Tyree Gillespie	Reached Injury Settlement			
9/3	DT	Marlon Tuipulotu	Signed	CB	Eric Scott	Signed to Practice Squad
9/1	RB	Clyde Edwards-Helaire	Placed on Reserve/NFI			
8/31	RB	Emani Bailey	Signed to Practice Squad	DT	Marlon Tuipulotu	Signed to Practice Squad
	DT	Matt Dickerson	Terminated Contract	DT	Neil Farrell Jr.	Terminated Contract
8/30	RB	Emani Bailey	Terminated Contract	CB	Eric Scott	Waived
	CB	Nic Jones	Signed to Practice Squad	RB	Samaje Perine	Signed
	QB	Bailey Zappe	Signed to Practice Squad			
8/28	RB	Emani Bailey	Signed to Practice Squad	CB	Eric Scott	Claimed
	LB	Swayze Bozeman	Signed to Practice Squad	S	Deon Bush	Signed to Practice Squad
	LB	Cole Christiansen	Signed to Practice Squad	TE	Baylor Cupp	Signed to Practice Squad
	DT	Matt Dickerson	Signed to Practice Squad	DT	Neil Farrell Jr.	Signed to Practice Squad
	T	Chukwuebuka Godrick	Signed to Practice Squad	RB	Keaontay Ingram	Signed to Practice Squad
	DE	Truman Jones	Signed to Practice Squad	DT	Fabien Lovett	Signed to Practice Squad
	T	Lucas Niang	Signed to Practice Squad	WR	Nikko Remigio	Signed to Practice Squad
	WR	Justyn Ross	Signed to Practice Squad	CB	Keith Taylor Jr.	Signed to Practice Squad
	WR	Montrell Washington	Signed to Practice Squad	CB	Nic Jones	Waived
8/27	RB	Emani Bailey	Waived	LB	Swayze Bozeman	Waived
	TE	Baylor Cupp	Waived	DT	Neil Farrell Jr.	Waived
	T	Chukwuebuka Godrick	Waived	DB	Kamal Hadden	Waived
	RB	Keaontay Ingram	Waived	LB	Curtis Jacobs	Waived
	DE	Truman Jones	Waived	DT	Fabien Lovett	Waived
	CB	D.J. Miller	Waived	T	Lucas Niang	Waived
	QB	Chris Oladokun	Waived	WR	Cornell Powell	Waived
	RB	Deneric Prince	Waived	RB	Louis Rees-Zammit	Waived
	WR	Nikko Remigio	Waived	WR	Justyn Ross	Waived
	CB	Keith Taylor Jr.	Waived	WR	Kadarius Toney	Waived
	WR	Montrell Washington	Waived	S	Deon Bush	Released
	LB	Cole Christiansen	Released	DT	Matt Dickerson	Released

ROSTER/TRANSACTIONS - V2

	TE	Irv Smith Jr.	Released	S	Tyree Gillespie	Waived with Injury Designation
	DE	BJ Thompson	Placed on Reserve/NFI	DE	Charles Omenihu	Placed on Reserve/PUP
	TE	Peyton Hendershot	Acquired by trade	DE	Cameron Thomas	Acquired by trade
8/26	WR	Juju Smith-Schuster	Signed	CB	Miles Battle	Waived
	QB	Ian Book	Waived	CB	Ekow Boye-Doe	Waived
	WR	Phillip Brooks	Waived	LB	Owen Carney	Waived
	DT	Alex Gubner	Waived	CB	Kelvin Joseph	Waived
	T	Griffin McDowell	Waived	LS	Randen Plattner	Waived
	WR	Kyle Sheets	Waived	TE	Geor'Quarius Spivey	Waived
	G	Nick Torres	Waived			
8/24	WR	Jaaron Hayek	Reached Injury Settlement	C	Creed Humphrey	Renegotiated Contract
8/21	WR	Jaaron Hayek	Waived with Injury Designation			
8/19	G	McKade Mettauer	Waived with Injury Designation	LS	Randen Plattner	Signed
8/12	S	Justin Reid	Activated			
8/6	DT	Derrick Nnadi	Activated	K	Harrison Butker	Resigned
8/1	TE	Geor'Quarius Spivey	Signed	TE	Izaiah Gathings	Waived
7/30	CB	Jaylen Watson	Activated			
7/28	G	Joe Thuney	Activated			
7/26	LB	Luquay Washington	Released	DE	Owen Carney	Signed
	LB	Owen Carney	Signed			
7/22	S	Tyree Gillespie	Signed	S	Trey Dean	Waived
7/21	RB	Clyde Edwards-Helaire	Activated	TE	Izaiah Gathings	Signed
7/20	RB	Clyde Edwards-Helaire	Placed on Active/NFI	S	Justin Reid	Placed on Active/NFI
	TE	Gerrit Prince	Waived			
7/17	DE	Charles Omenihu	Placed on Active/PUP	CB	Jaylen Watson	Placed on Active/PUP
	DT	Derrick Nnadi	Placed on Active/PUP	G	Joe Thuney	Placed on Active/PUP
	DE	BJ Thompson	Placed on Active/NFI	WR	Kyle Sheets	Signed
6/24	DT	Isaiah Buggs	Released			
6/13	P	Ryan Rehkow	Released	DT	Alex Gubner	Signed
6/6	WR	Mecole Hardman	Signed	RB	Hassan Hall	Released
5/30	DE	Malik Herring	Signed Exclusive Free Rights Agent			
5/20	T	Kingsley Suamataia	Signed	DE	Matt Dickerson	Signed
5/17	RB	La'Mical Perine	Released			
5/14	DE	Matt Dickerson	Signed	G	C.J. Hanson	Signed
	CB	Kamal Hadden	Signed	LB	Cole Christiansen	Signed
	TE	Jared Wiley	Signed	S	Jaden Hicks	Signed
	C	Hunter Nourzad	Signed			
5/7	WR	Jaaron Hayek	Signed	WR	Reggie Brown	Waived
5/4	WR	Jacob Copeland	Waived	TE	Izaiah Gathings	Waived
	S	Tyree Gillespie	Waived	WR	Anthony Miller	Released
	RB	Emani Bailey	Signed	CB	Miles Battle	Signed
	LB	Swayze Bozeman	Signed	WR	Phillip Brooks	Signed
	WR	Reggie Brown	Signed	TE	Baylor Cupp	Signed
	T	Ethan Driskell	Signed	LB	Curtis Jacobs	Signed
	LB	Luquay Washington	Signed	DT	Fabien Lovett	Signed
	G	Nick Torres	Signed	WR	Shi Smith	Waived
	LB	Cole Christiansen	Withdrew Exclusive Rights Tender	DE	Jordan Smith	Waived

ROSTER/TRANSACTIONS - V2

	P	Ryan Rehkow	Signed	CB	Chris Roland-Wallace	Signed
	RB	Carson Steele	Signed	T	Griffin McDowell	Signed
	G	McKade Mettauer	Signed	CB	D.J. Miller	Signed
4/29	TE	Travis Kelce	Re-signed			
4/22	LB	Jack Cochrane	Signed Exclusive Rights Tender			
4/10	DE	Mike Danna	Signed			
4/9	CB	Nazeeh Johnson	Signed Exclusive Rights Tender	G	Mike Caliendo	Signed Exclusive Rights Tender
4/8	RB	Clyde Edwards-Helaire	Signed			
4/4	QB	Carson Wentz	Signed			
3/29	CB	L'Jarius Sneed	Traded	RB	Louis Rees-Zammit	Signed
3/19	DT	Derrick Nnadi	Signed			
3/18	WR	Marquise Brown	Signed			
3/15	DT	Tershawn Wharton	Signed	LS	James Winchester	Signed
3/14	TE	Irv Smith Jr.	Signed			
3/13	LB	Drue Tranquill	Renegotiated Contract	NT	Mike Pennel	Signed
	S	Deon Bush	Renegotiated Contract			
3/11	DT	Chris Jones	Renegotiated Contract	G	Mike Caliendo	Exclusive Rights Tender
	LB	Cole Christiansen	Exclusive Rights Tender	LB	Jack Cochrane	Exclusive Rights Tender
	DE	Malik Herring	Exclusive Rights Tender	CB	Nazeeh Johnson	Exclusive Rights Tender
3/6	TE	Gerrit Prince	Signed			
3/3	CB	L'Jarius Sneed	Non-Exclusive Franchise Tag			
2/28	WR	Marquez Valdes-Scantling	Terminated Contract			
2/22	P	Matt Araiza	Signed	S	Tyree Gillespie	Signed
2/20	WR	Cornell Powell	Signed			
2/15	DT	Isaiah Buggs	Signed to Reserve/Future Contract	S	Trey Dean	Signed to Reserve/Future Contract
	DT	Matt Dickerson	Signed to Reserve/Future Contract	TE	Izaiah Gathings	Signed to Reserve/Future Contract
	T	Chukwuebuka Godrick	Signed to Reserve/Future Contract	RB	Keaontay Ingram	Signed to Reserve/Future Contract
	DE	Truman Jones	Signed to Reserve/Future Contract	QB	Chris Oladokun	Signed to Reserve/Future Contract
	RB	Deneric Prince	Signed to Reserve/Future Contract	CB	Keith Taylor Jr.	Signed to Reserve/Future Contract
	WR	Montrell Washington	Signed to Reserve/Future Contract			
1/24	WR	Anthony Miller	Signed to Reserve/Future Contract			
1/17	CB	Kelvin Joseph	Signed to Reserve/Future Contract	WR	Shi Smith	Signed to Reserve/Future Contract

ROSTER/TRANSACTIONS - V2

1/10	WR	Jacob Copeland	Signed to Reserve/Future Contract	WR	Ian Book	Signed to Reserve/Future Contract
	RB	Hassan Hall	Signed to Reserve/Future Contract	DE	Jordan Smith	Signed to Reserve/Future Contract

ROSTER/FLIPCARD PRONUNCIATIONS

(As of September 24, 2024)



CHIEFS PRONUNCIATIONS

Felix Anudike-Uzomah	ANN-you-DEE-kay ew-ZAH-muh
Matt Araiza	uh-RIZE-uh
Mike Caliendo	cali-en-DOE
Leo Chenal	shuh-NELL
Jack Cochrane	kok-ruh n
Chamarri Conner	chuh-MAR-ee
Mike Danna	DAN-ah
Mecole Hardman	MUH-cole
Keaontay Ingram	KEA-on-tay
Nazeeh Johnson	nah-ZEE
Travis Kelce	KEL-see
Wanya Morris	WAHN-yay
Derrick Nnadi	NAH-dee
Hunter Nourzad	NOR-zad
Mike Pennel	puh-NELL
Samaje Perine	suh-MAH-jay PEE-rine
Rashee Rice	rah-she
Kingsley Suamataia	SUA-ma-TAIA
Joe Thuney	TOO-nee
Marlon Tuipulotu	TOO-ee-poo-LOE-too
Tershawn Wharton	WAR-ton



CHARGERS PRONUNCIATIONS

Alohi Gilman	uh-LOW-hee
Daiyan Henley	DAY-on
Brenden Jaimes	HIGH-miss
Zion Johnson	ZEYE-uhn
Otito Ogbornia	oh-TEET-oh oh-BONE-yuh
Jamaree Salyer	SAL-yur
Foster Sarell	SUH-rell
Rashawn Slater	ruh-SHAWN
Ja'Sir Taylor	JAH-sear
Tuli Tuipulotu	TOO-lee TOO-ee-poo-LOW-too



GAME-BY-GAME OFFENSE

2024 REGULAR SEASON CHIEFS GAME-BY-GAME OFFENSE

	09/05	09/15	09/22	09/29	10/07	10/20	10/27	11/04	11/10	11/17	11/24	11/29	12/08	12/15	12/21	12/25	01/05	Totals
	BAL	CIN	@ ATL	@ LAC	NO	@ SF	@ LV	TB	DEN	@ BUF	@ CAR	LV	LAC	@ CLE	HOU	@ PIT	@ DEN	
FIRST DOWNS																		
Total	21	19	22															62
Rushing	4	9	9															22
Passing	15	7	13															35
Penalty	2	3	0															5
THIRD DOWNS																		
Attempts	9	8	14															31
Converted	4	1	6															11
Percentage	44.4%	12.5%	42.9%															35.5%
FOURTH DOWNS																		
Attempts	0	2	1															3
Converted	0	2	1															3
Percentage	0	100.0%	100.0%															100.0%
TOT. OFFENSE																		
Net Yards	353	286	345															984
Plays	50	59	72															181
Avg./Play	7.1	4.8	4.8															5.4
RUSHING																		
Net Yards	72	149	128															349
Rush. Att.	20	32	33															85
Avg./Att.	3.6	4.7	3.9															4.1
PASSING																		
Net Yards	281	137	217															635
Attempts	28	25	39															92
Completions	20	18	26															64
Intercepted	1	2	1															4
Gross Yards	291	151	217															659
Sacked	2.0	2.0	0.0															4.0
Yards Lost	10	14	0															24
ADVANCES																		
Rushes	20	32	33															85
Completions	20	18	26															64
Totals	40	50	59															149
Total Drives	10	9	10															29
PENALTIES																		
Number	6	4	6															16
Yards	45	44	61															150
FUMBLES																		
Number	0	1	0															1
Lost	0	1	0															1
PUNTING																		
Yards	144	112	145															401
Punts	3	2	3															8
Net Avg.	33.7	51.5	44.3															42.1
Gross Avg.	48.0	56.0	48.3															50.1
SCORING																		
Points	27	26	22															75
Q1	7	3	0															10
Q2	6	7	13															26
Q3	7	7	9															23
Q4	7	9	0															16
OT	0	0	0															0
TD Rushing	2	0	0															2
TD Passing	1	2	2															5
TD KO Returns	0	0	0															0
TD Punt Returns	0	0	0															0
TD Sp. Teams	0	0	0															0
TD Def. Returns	0	1	0															1
FG Attempts	2	2	3															7
FG Made	2	2	3															7
Safety	0	0	0															0
2-Pt Attempts	0	1	0															1
2-Pt Made	0	0	0															0
Time of Possession	26:17	28:31	34:57															89:45



GAME-BY-GAME DEFENSE

2024 REGULAR SEASON CHIEFS GAME-BY-GAME DEFENSE

	09/05	09/15	09/22	09/29	10/07	10/20	10/27	11/04	11/10	11/17	11/24	11/29	12/08	12/15	12/21	12/25	01/05	Totals
	BAL	CIN	@ ATL	@ LAC	NO	@ SF	@ LV	TB	DEN	@ BUF	@ CAR	LV	LAC	@ CLE	HOU	@ PIT	@ DEN	
FIRST DOWNS																		
Total	25	18	19															62
Rushing	13	6	4															23
Passing	11	11	11															33
Penalty	1	1	4															6
THIRD DOWNS																		
Attempts	14	13	9															36
Converted	7	4	2															13
Percentage	50.0%	30.8%	22.2%															36.1%
FOURTH DOWNS																		
Attempts	2	2	3															7
Converted	1	2	1															4
Percentage	50.0%	100.0%	33.3%															57.1%
TOT. OFFENSE																		
Net Yards	452	320	311															1,083
Plays	74	61	56															191
Avg./Play	6.1	5.2	5.6															5.7
RUSHING																		
Net Yards	185	74	82															341
Rush. Att.	32	22	25															79
Avg./Att.	5.8	3.4	3.3															4.3
PASSING																		
Net Yards	267	246	229															742
Attempts	41	36	29															106
Completions	26	23	20															69
Intercepted	0	0	1															1
Gross Yards	273	258	230															761
Sacked	1.0	3.0	2.0															6.0
Yards Lost	6	12	1															19
ADVANCES																		
Rushes	32	22	25															79
Completions	26	23	20															69
Totals	58	45	45															148
Total Drives	10	10	10															30
PENALTIES																		
Number	7	8	6															21
Yards	64	79	44															187
FUMBLES																		
Number	1	3	2															6
Lost	1	1	0															2
PUNTING																		
Yards	75	98	162															335
Punts	2	2	3															7
Net Avg.	37.5	42.5	43.3															41.4
Gross Avg.	37.5	49.0	54.0															47.9
SCORING																		
Points	20	25	17															62
Q1	7	3	7															17
Q2	3	13	7															23
Q3	0	6	0															6
Q4	10	3	3															16
OT	0	0	0															0
TD Rushing	1	0	1															2
TD Passing	1	2	1															4
TD KO Returns	0	0	0															0
TD Punt Returns	0	0	0															0
TD Sp. Teams	0	0	0															0
TD Def. Returns	0	0	0															0
FG Attempts	3	4	1															8
FG Made	2	4	1															7
Safety	0	0	0															0
2-Pt Attempts	0	0	0															0
2-Pt Made	0	0	0															0
Time of Possession	33:43	31:29	25:03															90:15



INDIVIDUAL SINGLE-GAME HIGHS

2024 REGULAR SEASON CHIEFS INDIVIDUAL SINGLE-GAME HIGHS

Touchdowns	2	Xavier Worthy	vs. Ravens 09/05
Passes Attempted	39	Patrick Mahomes	at Falcons 09/22
Passes Completed	26	Patrick Mahomes	at Falcons 09/22
Completion Percentage	72.0	Patrick Mahomes	vs. Bengals 09/15
Passing Yards	291	Patrick Mahomes	vs. Ravens 09/05
Yards Per Attempt	10.4	Patrick Mahomes	vs. Ravens 09/05
Touchdown Passes	2	Patrick Mahomes	at Falcons 09/22
		Patrick Mahomes	vs. Bengals 09/15
Pass Receptions	12	Rashee Rice	at Falcons 09/22
Receiving Yards	110	Rashee Rice	at Falcons 09/22
Touchdown Receptions	1	Rashee Rice	at Falcons 09/22
		Juju Smith-Schuster	at Falcons 09/22
		Wanya Morris	vs. Bengals 09/15
		Rashee Rice	vs. Bengals 09/15
		Xavier Worthy	vs. Ravens 09/05
Rushing Yards	90	Isiah Pacheco	vs. Bengals 09/15
Rushing Attempts	19	Isiah Pacheco	vs. Bengals 09/15
Rushing Average	4.7	Isiah Pacheco	vs. Bengals 09/15
Rushing Touchdowns	1	Isiah Pacheco	vs. Ravens 09/05
		Xavier Worthy	vs. Ravens 09/05
Yards From Scrimmage	111	Rashee Rice	at Falcons 09/22
		Isiah Pacheco	vs. Bengals 09/15
Combined Net Yards	111	Rashee Rice	at Falcons 09/22
		Isiah Pacheco	vs. Bengals 09/15
Interceptions Made	1	Chamarri Conner	at Falcons 09/22
Interceptions Thrown	2	Patrick Mahomes	vs. Bengals 09/15
INT Return Yards	12	Jaylen Watson	at Falcons 09/22
Tackles	11	Jaylen Watson	vs. Ravens 09/05
Sacks	1.0	Felix Anudike-Uzomah	at Falcons 09/22
		Mike Pannel	at Falcons 09/22
		Chamarri Conner	vs. Bengals 09/15
		George Karlaftis	vs. Bengals 09/15
		Chris Jones	vs. Ravens 09/05
Punts	3	Matt Araiza	at Falcons 09/22
		Matt Araiza	vs. Ravens 09/05
Punts Inside the 20	2	Matt Araiza	vs. Bengals 09/15
Punting Average	56.0	Matt Araiza	vs. Bengals 09/15
Punt Returns	2	Mecole Hardman	vs. Bengals 09/15
Punt Return Yards	13	Mecole Hardman	vs. Bengals 09/15
Kickoff Returns	2	Mecole Hardman	at Falcons 09/22
Kickoff Return Yards	51	Mecole Hardman	at Falcons 09/22
Field Goals Attempted	3	Harrison Butker	at Falcons 09/22
Field Goals Made	3	Harrison Butker	at Falcons 09/22

2024 REGULAR SEASON KANSAS CITY CHIEFS LONGEST PLAYS

Run From Scrimmage	21	Xavier Worthy	vs. Ravens 09/05
Touchdown Run	21	Xavier Worthy	vs. Ravens 09/05
Passing Long	44	Patrick Mahomes	vs. Bengals 09/15
Touchdown Pass Long	44	Patrick Mahomes	vs. Bengals 09/15
Pass Reception	44	Rashee Rice	vs. Bengals 09/15
Touchdown Reception	44	Rashee Rice	vs. Bengals 09/15
Interception Return	12	Jaylen Watson	at Falcons 09/22
Longest Opponent's Fumble Return	38	Chamarri Conner	vs. Bengals 09/15
Punt Return	12	Mecole Hardman	at Falcons 09/22
Kickoff Return	32	Mecole Hardman	at Falcons 09/22

INDIVIDUAL SINGLE-GAME HIGHS

Punt	63	Matt Araiza	vs. Bengals 09/15
Field Goal	53	Harrison Butker	at Falcons 09/22
Field Goal Attempt	53	Harrison Butker	at Falcons 09/22

OPPONENTS INDIVIDUAL SINGLE-GAME HIGHS

2024 REGULAR SEASON OPPONENTS INDIVIDUAL SINGLE-GAME HIGHS

Touchdowns	2	Andrei Iosivas	vs. Bengals	09/15
Passes Attempted	41	Lamar Jackson	vs. Ravens	09/05
Passes Completed	26	Lamar Jackson	vs. Ravens	09/05
Completion Percentage	68.9	Kirk Cousins	at Falcons	09/22
Passing Yards	273	Lamar Jackson	vs. Ravens	09/05
Yards Per Attempt	7.9	Kirk Cousins	at Falcons	09/22
Touchdown Passes	2	Joe Burrow	vs. Bengals	09/15
Pass Receptions	9	Isaiah Likely	vs. Ravens	09/05
Receiving Yards	111	Isaiah Likely	vs. Ravens	09/05
Touchdown Receptions	2	Andrei Iosivas	vs. Bengals	09/15
Rushing Yards	122	Lamar Jackson	vs. Ravens	09/05
Rushing Attempts	16	Bijan Robinson	at Falcons	09/22
		Lamar Jackson	vs. Ravens	09/05
Rushing Average	7.6	Lamar Jackson	vs. Ravens	09/05
Rushing Touchdowns	1	Bijan Robinson	at Falcons	09/22
		Derrick Henry	vs. Ravens	09/05
Yards From Scrimmage	122	Lamar Jackson	vs. Ravens	09/05
Combined Net Yards	122	Lamar Jackson	vs. Ravens	09/05
Interceptions Made	1	Justin Simmons	at Falcons	09/22
		Akeem Davis-Gaither	vs. Bengals	09/15
		Cam Taylor-Britt	vs. Bengals	09/15
		Roquan Smith	vs. Ravens	09/05
Interceptions Thrown	1	Kirk Cousins	at Falcons	09/22
INT Return Yards	12	Akeem Davis-Gaither	vs. Bengals	09/15
Tackles	16	Germaine Pratt	vs. Bengals	09/15
Sacks	2.0	Trey Hendrickson	vs. Bengals	09/15
Punts	3	Bradley Pinion	at Falcons	09/22
Punts Inside the 20	2	Jordan Stout	vs. Ravens	09/05
Punting Average	54.0	Bradley Pinion	at Falcons	09/22
Punt Returns	2	Avery Williams	at Falcons	09/22
Punt Return Yards	12	Avery Williams	at Falcons	09/22
Kickoff Returns	1	Ray-Ray McCloud III	at Falcons	09/22
		Avery Williams	at Falcons	09/22
		Chase Brown	vs. Bengals	09/15
		Trayveon Williams	vs. Bengals	09/15
Kickoff Return Yards	28	Ray-Ray McCloud III	at Falcons	09/22
		Avery Williams	at Falcons	09/22
		Chase Brown	vs. Bengals	09/15
Field Goals Attempted	4	Evan McPherson	vs. Bengals	09/15
Field Goals Made	4	Evan McPherson	vs. Bengals	09/15

2024 REGULAR SEASON OPPONENTS LONGEST PLAYS

Run From Scrimmage	20	Ray-Ray McCloud III	at Falcons	09/22
Touchdown Run	5	Derrick Henry	vs. Ravens	09/05
Passing Long	50	Kirk Cousins	at Falcons	09/22
Touchdown Pass Long	49	Lamar Jackson	vs. Ravens	09/05
Pass Reception	50	Kyle Pitts	at Falcons	09/22
Touchdown Reception	49	Isaiah Likely	vs. Ravens	09/05
Punt Return	11	Avery Williams	at Falcons	09/22
Kickoff Return	28	Ray-Ray McCloud III	at Falcons	09/22
		Avery Williams	at Falcons	09/22
		Chase Brown	vs. Bengals	09/15
Punt	65	Bradley Pinion	at Falcons	09/22
Field Goal	54	Younghoe Koo	at Falcons	09/22
Field Goal Attempt	54	Younghoe Koo	at Falcons	09/22

BIG YARDAGE GAMES

2024 REGULAR SEASON BIG YARDAGE GAMES

100-YARD PASS RECEIVERS

DATE	OPPONENT	PLAYER	ATT.	YDS.	AVG.	LG	TD
9/5	vs. Ravens	Rashee Rice	7	103	14.7	33	0
9/22	at Falcons	Rashee Rice	12	110	9.2	27	1

2024 OPPONENTS BIG YARDAGE GAMES

100-YARD PASS RECEIVERS

DATE	OPPONENT	PLAYER	ATT.	YDS.	AVG.	LG	TD
9/5	vs. Ravens	Isaiah Likely	9	111	12.3	49T	1

100-YARD RUSHERS

DATE	OPPONENT	PLAYER	ATT.	YDS.	AVG.	LG	TD
9/5	vs. Ravens	Lamar Jackson	16	122	7.6	16	0

BIG YARDAGE GAMES

2024 REGULAR SEASON BIG YARDAGE GAMES

100-YARD PASS RECEIVERS

DATE	OPPONENT	PLAYER	ATT.	YDS.	AVG.	LG	TD
9/5	vs. Ravens	Rashee Rice	7	103	14.7	33	0
9/22	at Falcons	Rashee Rice	12	110	9.2	27	1

2024 OPPONENTS BIG YARDAGE GAMES

100-YARD PASS RECEIVERS

DATE	OPPONENT	PLAYER	ATT.	YDS.	AVG.	LG	TD
9/5	vs. Ravens	Isaiah Likely	9	111	12.3	49T	1

100-YARD RUSHERS

DATE	OPPONENT	PLAYER	ATT.	YDS.	AVG.	LG	TD
9/5	vs. Ravens	Lamar Jackson	16	122	7.6	16	0



100.0+ PASSER RATING

2024 REGULAR SEASON 100.0+ PASSER RATING

CHIEFS

PASSING GAMES															
DATE	OPPONENT	PLAYER	ATT	CMP	YDS	CMP%	YDS/ATT	YDS/CMP	TD	TD%	INT	INT%	LONG	SACK/LOST	RATING
09/05	vs. BAL	Patrick Mahomes	28	20	291	71.43%	10.39	14.55	1	3.57%	1	3.57%	35t	2/10	101.90
01/21	vs. JAX	Patrick Mahomes	30	22	195	73.33%	6.50	8.86	2	6.67%	0	0.00%	27	0/0	112.50
01/29	vs. CIN	Patrick Mahomes	43	29	326	67.44%	7.58	11.24	2	4.65%	0	0.00%	29	3/11	105.40
02/12	at PHI	Patrick Mahomes	27	21	182	77.78%	6.74	8.67	3	11.11%	0	0.00%	22	0/0	131.80

2024 OPPONENTS 100.0+ PASSER RATING

PASSING GAMES															
DATE	OPPONENT	PLAYER	ATT	CMP	YDS	CMP%	YDS/ATT	YDS/CMP	TD	TD%	INT	INT%	LONG	SACK/LOST	RATING
09/15	vs. CIN	Joe Burrow	36	23	258	63.89%	7.17	11.22	2	5.56%	0	0.00%	47	3/12	103.70
02/12	at PHI	Jalen Hurts	38	27	304	71.05%	8.00	11.26	1	2.63%	0	0.00%	45t	2/2	103.40

*Need minimum of 20 attempts to qualify

WEEK-BY-WEEK RANKINGS

2024 REGULAR SEASON

		OFFENSE				DEFENSE			
DATE	OPPONENT	TOTAL	RUSH	PASS	*POINTS SCORED	TOTAL	RUSH	PASS	*POINTS SCORED
09/05	Baltimore	11	28	3	T-11	32	31	28	T-12
09/15	Cincinnati	15	19	14	6	29	17	31	T-19
09/22	at Atlanta	14	15	12	T-7	25	T-13	28	T-15

*Points per game

INDIVIDUAL GXG STATS: PASSING

2024 REGULAR SEASON INDIVIDUAL GAME-BY-GAME STATS

PASSING:		PATRICK MAHOMES												
DATE	OPP.	ATT	CMP	YDS	CMP%	Y/A	Y/C	TD	TD%	INT	INT%	LG	SK/YD	RATE
09/05	Baltimore	28	20	291	71.4%	10.4	14.6	1	3.6%	1	3.6%	35t	2/10	101.9
09/15	Cincinnati	25	18	151	72.0%	6.0	8.4	2	8.0%	2	8.0%	44t	2/14	80.6
09/22	at Atlanta	39	26	217	66.7%	5.6	8.3	2	5.1%	1	2.6%	27	0/0	87.2
09/29	at L.A. Chargers													
10/07	New Orleans													
10/20	at San Francisco													
10/27	at Las Vegas													
11/04	Tampa Bay													
11/10	Denver													
11/17	at Buffalo													
11/24	at Carolina													
11/29	Las Vegas													
12/08	L.A. Chargers													
12/15	at Cleveland													
12/21	Houston													
12/25	at Pittsburgh													
01/05	at Denver													
TOTALS		92	64	659	69.6%	7.2	10.3	5	5.4%	4	4.3%	44T	4/24	89.9

PASSING:		CARSON WENTZ												
DATE	OPP.	ATT	CMP	YDS	CMP%	Y/A	Y/C	TD	TD%	INT	INT%	LG	SK/YD	RATE
09/05	Baltimore													
09/15	Cincinnati													
09/22	at Atlanta													
09/29	at L.A. Chargers													
10/07	New Orleans													
10/20	at San Francisco													
10/27	at Las Vegas													
11/04	Tampa Bay													
11/10	Denver													
11/17	at Buffalo													
11/24	at Carolina													
11/29	Las Vegas													
12/08	L.A. Chargers													
12/15	at Cleveland													
12/21	Houston													
12/25	at Pittsburgh													
01/05	at Denver													
TOTALS		0	0	0	0.0%	0.0	0.0	0	0.0%	0	0.0%	--	0/0	0.0

PASSING:		BAILEY ZAPPE												
DATE	OPP.	ATT	CMP	YDS	CMP%	Y/A	Y/C	TD	TD%	INT	INT%	LG	SK/YD	RATE
09/05	Baltimore													
09/15	Cincinnati													
09/22	at Atlanta													
09/29	at L.A. Chargers													
10/07	New Orleans													
10/20	at San Francisco													
10/27	at Las Vegas													
11/04	Tampa Bay													
11/10	Denver													
11/17	at Buffalo													
11/24	at Carolina													
11/29	Las Vegas													
12/08	L.A. Chargers													
12/15	at Cleveland													
12/21	Houston													
12/25	at Pittsburgh													
01/05	at Denver													
TOTALS		0	0	0	0.0%	0.0	0.0	0	0.0%	0	0.0%	--	0/0	0.0



INDIVIDUAL GXG STATS: RUSHING

2024 REGULAR SEASON INDIVIDUAL GAME-BY-GAME STATS

RUSHING:		TRAVIS KELCE					PATRICK MAHOMES					ISIAH PACHECO				
DATE	OPP.	NO.	YDS	AVG	LG	TD	NO.	YDS	AVG	LG	TD	NO.	YDS	AVG	LG	TD
09/05	Baltimore	0	0	0.0	--	0	2	3	1.5	4	0	15	45	3.0	5	1
09/15	Cincinnati	1	1	1.0	1	0	4	29	7.3	9	0	19	90	4.7	11	0
09/22	at Atlanta	0	0	0.0	--	0	6	17	2.8	15	0	RESERVE/INJURED				
09/29	at L.A. Chargers															
10/07	New Orleans															
10/20	at San Francisco															
10/27	at Las Vegas															
11/04	Tampa Bay															
11/10	Denver															
11/17	at Buffalo															
11/24	at Carolina															
11/29	Las Vegas															
12/08	L.A. Chargers															
12/15	at Cleveland															
12/21	Houston															
12/25	at Pittsburgh															
01/05	at Denver															
TOTALS		1	1	1.0	1	0	12	49	4.1	15	0	34	135	4.0	11	1

RUSHING:		RASHEE RICE					CARSON STEELE					XAVIER WORTHY				
DATE	OPP.	NO.	YDS	AVG	LG	TD	NO.	YDS	AVG	LG	TD	NO.	YDS	AVG	LG	TD
09/05	Baltimore	0	0	0.0	--	0	2	3	1.5	5	0	1	21	21.0	21t	1
09/15	Cincinnati	0	0	0.0	--	0	7	24	3.4	9	0	1	5	5.0	5	0
09/22	at Atlanta	1	1	1.0	1	0	17	72	4.2	9	0	3	13	4.3	6	0
09/29	at L.A. Chargers															
10/07	New Orleans															
10/20	at San Francisco															
10/27	at Las Vegas															
11/04	Tampa Bay															
11/10	Denver															
11/17	at Buffalo															
11/24	at Carolina															
11/29	Las Vegas															
12/08	L.A. Chargers															
12/15	at Cleveland															
12/21	Houston															
12/25	at Pittsburgh															
01/05	at Denver															
TOTALS		1	1	1.0	1	0	26	99	3.8	9	0	5	39	7.8	21T	1



INDIVIDUAL GXG STATS: RECEIVING

2024 REGULAR SEASON INDIVIDUAL GAME-BY-GAME STATS

RECEIVING:		NOAH GRAY					TRAVIS KELCE					PATRICK MAHOMES				
DATE	OPP.	NO.	YDS	AVG	LG	TD	NO.	YDS	AVG	LG	TD	NO.	YDS	AVG	LG	TD
09/05	Baltimore	3	37	12.3	13	0	3	34	11.3	23	0	1	2	2.0	2	0
09/15	Cincinnati	0	0	0.0	--	0	1	5	5.0	5	0	0	0	0.0	--	0
09/22	at Atlanta	1	13	13.0	13	0	4	30	7.5	17	0	0	0	0.0	--	0
09/29	at L.A. Chargers															
10/07	New Orleans															
10/20	at San Francisco															
10/27	at Las Vegas															
11/04	Tampa Bay															
11/10	Denver															
11/17	at Buffalo															
11/24	at Carolina															
11/29	Las Vegas															
12/08	L.A. Chargers															
12/15	at Cleveland															
12/21	Houston															
12/25	at Pittsburgh															
01/05	at Denver															
TOTALS		4	50	12.5	13	0	8	69	8.6	23	0	1	2	2.0	2	0

RECEIVING:		WANYA MORRIS					ISIAH PACHECO					RASHEE RICE				
DATE	OPP.	NO.	YDS	AVG	LG	TD	NO.	YDS	AVG	LG	TD	NO.	YDS	AVG	LG	TD
09/05	Baltimore	0	0	0.0	--	0	2	33	16.5	23	0	7	103	14.7	33	0
09/15	Cincinnati	1	1	1.0	1t	1	5	21	4.2	13	0	5	75	15.0	44t	1
09/22	at Atlanta	0	0	0.0	--	0	<i>RESERVE/INJURED</i>					12	110	9.2	27	1
09/29	at L.A. Chargers															
10/07	New Orleans															
10/20	at San Francisco															
10/27	at Las Vegas															
11/04	Tampa Bay															
11/10	Denver															
11/17	at Buffalo															
11/24	at Carolina															
11/29	Las Vegas															
12/08	L.A. Chargers															
12/15	at Cleveland															
12/21	Houston															
12/25	at Pittsburgh															
01/05	at Denver															
TOTALS		1	1	1.0	1T	1	7	54	7.7	23	0	24	288	12.0	44T	2

RECEIVING:		JUJU SMITH-SCHUSTER					CARSON STEELE					JUSTIN WATSON				
DATE	OPP.	NO.	YDS	AVG	LG	TD	NO.	YDS	AVG	LG	TD	NO.	YDS	AVG	LG	TD
09/05	Baltimore	0	0	0.0	--	0	0	0	0.0	--	0	1	25	25.0	25	0
09/15	Cincinnati	0	0	0.0	--	0	0	0	0.0	--	0	2	22	11.0	16	0
09/22	at Atlanta	2	17	8.5	13t	1	1	2	2.0	2	0	1	13	13.0	13	0
09/29	at L.A. Chargers															
10/07	New Orleans															
10/20	at San Francisco															
10/27	at Las Vegas															
11/04	Tampa Bay															
11/10	Denver															
11/17	at Buffalo															
11/24	at Carolina															
11/29	Las Vegas															
12/08	L.A. Chargers															
12/15	at Cleveland															
12/21	Houston															
12/25	at Pittsburgh															
01/05	at Denver															
TOTALS		2	17	8.5	13T	1	1	2	2.0	2	0	4	60	15.0	25	0



INDIVIDUAL GXG STATS: RECEIVING

RECEIVING:		JARED WILEY					XAVIER WORTHY				
DATE	OPP.	NO.	YDS	AVG	LG	TD	NO.	YDS	AVG	LG	TD
09/05	Baltimore	0	0	0.0	--	0	2	47	23.5	35t	1
09/15	Cincinnati	1	7	7.0	7	0	2	17	8.5	12	0
09/22	at Atlanta	0	0	0.0	--	0	2	17	8.5	10	0
09/29	at L.A. Chargers										
10/07	New Orleans										
10/20	at San Francisco										
10/27	at Las Vegas										
11/04	Tampa Bay										
11/10	Denver										
11/17	at Buffalo										
11/24	at Carolina										
11/29	Las Vegas										
12/08	L.A. Chargers										
12/15	at Cleveland										
12/21	Houston										
12/25	at Pittsburgh										
01/05	at Denver										
TOTALS		1	7	7.0	7	0	6	81	13.5	35T	1



INDIVIDUAL GXG STATS: PUNTING

2024 REGULAR SEASON INDIVIDUAL GAME-BY-GAME STATS

PUNTING:		MATT ARAIZA							
DATE	OPP.	NO.	YDS	AVG	TB	IN 20	LG	NET	BLK
09/05	Baltimore	3	144	48.0	2	1	56	33.7	0
09/15	Cincinnati	2	112	56.0	0	2	63	51.5	0
09/22	at Atlanta	3	145	48.3	0	1	52	44.3	0
09/29	at L.A. Chargers								
10/07	New Orleans								
10/20	at San Francisco								
10/27	at Las Vegas								
11/04	Tampa Bay								
11/10	Denver								
11/17	at Buffalo								
11/24	at Carolina								
11/29	Las Vegas								
12/08	L.A. Chargers								
12/15	at Cleveland								
12/21	Houston								
12/25	at Pittsburgh								
01/05	at Denver								
TOTALS		8	401	50.1	2	4	63	42.1	0



INDIVIDUAL GXG STATS: FIELD GOALS

2024 REGULAR SEASON INDIVIDUAL GAME-BY-GAME STATS

FIELD GOALS:		HARRISON BUTKER									
DATE	OPP.	0-19	20-29	30-39	40-49	50+	TOTAL	FGM	FGA	PCT	LG
09/05	Baltimore	0/0	0/0	2/2	0/0	0/0	2/2	2	2	100.0%	32
09/15	Cincinnati	1/1	0/0	0/0	0/0	1/1	2/2	2	2	100.0%	51
09/22	at Atlanta	0/0	1/1	0/0	1/1	1/1	3/3	3	3	100.0%	53
09/29	at L.A. Chargers										
10/07	New Orleans										
10/20	at San Francisco										
10/27	at Las Vegas										
11/04	Tampa Bay										
11/10	Denver										
11/17	at Buffalo										
11/24	at Carolina										
11/29	Las Vegas										
12/08	L.A. Chargers										
12/15	at Cleveland										
12/21	Houston										
12/25	at Pittsburgh										
01/05	at Denver										
TOTALS		1/1	1/1	2/2	1/1	2/2	7/7	7	7	100.0%	53



INDIVIDUAL GXG STATS: DEFENSIVE

2024 REGULAR SEASON INDIVIDUAL DEFENSIVE GAME-BY-GAME STATS

DATE	OPP.	FELIX ANUDIKE-UZOMAH							NICK BOLTON							LEO CHENAL																						
		S	A	TK	TFL	Y	SK	Y	INT	FR	FF	PR	PD	S	A	TK	TFL	Y	SK	Y	INT	FR	FF	PR	PD	S	A	TK	TFL	Y	SK	Y	INT	FR	FF	PR	PD	
09/05	Baltimore	1	0	1	1	2	0.0	0.0	0	1	0	0	0	3	4	7	0	0	0.0	0.0	0	0	0	0	1	3	4	7	1	1	0.0	0.0	0	0	0	0	0	2
09/15	Cincinnati	0	1	1	0	0	0.0	0.0	0	0	0	0	0	5	2	7	1	1	0.0	0.0	0	0	0	0	1	5	1	6	0	0	0.0	0.0	0	0	1	0	0	
09/22	at Atlanta	2	0	2	1	10	1.0	0.0	0	0	1	1	0	7	1	8	3	6	0.0	0.0	0	0	0	0	0	0	1	1	0	0	0.0	0.0	0	0	0	0	0	
09/29	at L.A. Chargers																																					
10/07	New Orleans																																					
10/20	at San Francisco																																					
10/27	at Las Vegas																																					
11/04	Tampa Bay																																					
11/10	Denver																																					
11/17	at Buffalo																																					
11/24	at Carolina																																					
11/29	Las Vegas																																					
12/08	L.A. Chargers																																					
12/15	at Cleveland																																					
12/21	Houston																																					
12/25	at Pittsburgh																																					
01/05	at Denver																																					
TOTALS		3	1	4	2	12	1.0	0.0	0	1	1	1	0	15	7	22	4	7	0.0	0.0	0	0	0	0	0	2	8	6	14	1	1	0.0	0.0	0	0	1	0	2

DATE	OPP.	JACK COCHRANE							CHAMARRI CONNER							BRYAN COOK																								
		S	A	TK	TFL	Y	SK	Y	INT	FR	FF	PR	PD	S	A	TK	TFL	Y	SK	Y	INT	FR	FF	PR	PD	S	A	TK	TFL	Y	SK	Y	INT	FR	FF	PR	PD			
09/05	Baltimore	0	0	0	0	0	0.0	0.0	0	0	0	0	0	6	0	6	0	0	0.0	0.0	0	0	0	0	0	5	1	6	0	0	0.0	0.0	0	0	0	0	0	0		
09/15	Cincinnati	0	0	0	0	0	0.0	0.0	0	0	0	0	0	3	1	4	1	9	1.0	9.0	0	1	0	1	0	4	1	5	0	0	0.0	0.0	0	0	0	0	0	1		
09/22	at Atlanta	0	1	1	0	0	0.0	0.0	0	0	0	0	0	5	5	10	0	0	0.0	0.0	1	0	0	0	2	6	2	8	0	0	0.0	0.0	0	0	0	0	0	1		
09/29	at L.A. Chargers																																							
10/07	New Orleans																																							
10/20	at San Francisco																																							
10/27	at Las Vegas																																							
11/04	Tampa Bay																																							
11/10	Denver																																							
11/17	at Buffalo																																							
11/24	at Carolina																																							
11/29	Las Vegas																																							
12/08	L.A. Chargers																																							
12/15	at Cleveland																																							
12/21	Houston																																							
12/25	at Pittsburgh																																							
01/05	at Denver																																							
TOTALS		0	1	1	0	0	0.0	0.0	0	0	0	0	0	14	6	20	1	9	1.0	9.0	1	1	0	1	2	15	4	19	0	0	0.0	0.0	0	0	0	0	0	2		

DATE	OPP.	MIKE DANNA							MALIK HERRING							JADEN HICKS																								
		S	A	TK	TFL	Y	SK	Y	INT	FR	FF	PR	PD	S	A	TK	TFL	Y	SK	Y	INT	FR	FF	PR	PD	S	A	TK	TFL	Y	SK	Y	INT	FR	FF	PR	PD			
09/05	Baltimore	3	1	4	0	0	0.0	0.0	0	0	0	0	0	0	0	0	0	0.0	0.0	0	0	0	0	0	0	0	0	0	0	0	0	0	0	0	0	0	0	0		
09/15	Cincinnati	2	2	4	1	2	0.5	0.0	0	0	0	1	0	0	0	0	0	0.0	0.0	0	0	0	0	0	0	1	0	1	0	0	0.0	0.0	0	0	0	0	0	0		
09/22	at Atlanta	3	1	4	0	0	0.0	0.0	0	0	0	1	0	0	0	0	0	0.0	0.0	0	0	0	0	0	1	0	0	0	0	0.0	0.0	0	0	0	0	0	0	0		
09/29	at L.A. Chargers																																							
10/07	New Orleans																																							
10/20	at San Francisco																																							
10/27	at Las Vegas																																							
11/04	Tampa Bay																																							
11/10	Denver																																							
11/17	at Buffalo																																							
11/24	at Carolina																																							
11/29	Las Vegas																																							
12/08	L.A. Chargers																																							
12/15	at Cleveland																																							
12/21	Houston																																							
12/25	at Pittsburgh																																							
01/05	at Denver																																							
TOTALS		8	4	12	1	2	0.5	0.0	0	0	0	2	0	0	0	0	0	0.0	0.0	0	0	0	0	1	0	1	0	0	0.0	0.0	0	0	0	0	0	0	0	0		



INDIVIDUAL GXG STATS: DEFENSIVE

DATE	NAZEEH JOHNSON							CHRIS JONES							GEORGE KARLAFTIS																						
	S	A	TK	TFL	LY	SK	Y	INT	FR	FF	PR	PD	S	A	TK	TFL	LY	SK	Y	INT	FR	FF	PR	PD	S	A	TK	TFL	LY	SK	Y	INT	FR	FF	PR	PD	
09/05	0	0	0	0	0	0.0	0.0	0	0	0	0	0	1	2	3	1	6	1.0	6.0	0	0	1	0	0	1	1	2	0	0	0.0	0.0	0	0	0	0	1	0
09/15	0	0	0	0	0	0.0	0.0	0	0	0	0	0	0	0	0	0	0	0.0	0.0	0	0	0	2	0	2	1	3	1	3	1.0	3.0	0	0	0	0	2	0
09/22	1	0	1	1	2	0.0	0.0	0	0	0	0	0	0	2	2	0	0	0.0	0.0	0	0	0	1	0	1	1	2	1	1	0.0	0.0	0	0	0	0	2	0
09/29																																					
10/07																																					
10/20																																					
10/27																																					
11/04																																					
11/10																																					
11/17																																					
11/24																																					
11/29																																					
12/08																																					
12/15																																					
12/21																																					
12/25																																					
01/05																																					
TOTALS	1	0	1	1	2	0.0	0.0	0	0	0	0	0	1	4	5	1	6	1.0	6.0	0	0	1	3	0	4	3	7	2	4	1.0	3.0	0	0	0	0	5	0



INDIVIDUAL GXG STATS: DEFENSIVE

DATE OPP.	TRENT MCDUFFIE							DERRICK NNADI							MIKE PENNEL																								
	S	A	TK	TFL	Y	SK	SKY	INT	FR	FF	PR	PD	S	A	TK	TFL	Y	SK	SKY	INT	FR	FF	PR	PD	S	A	TK	TFL	Y	SK	SKY	INT	FR	FF	PR	PD			
09/05 Baltimore	3	1	4	0	0	0.0	0.0	0	0	0	0	0	0	0	0	0	0	0.0	0.0	0	0	0	0	0	0	2	2	0	0	0.0	0.0	0	0	0	0	0	0		
09/15 Cincinnati	4	0	4	0	0	0.0	0.0	0	0	0	0	1	1	1	2	0	0	0.0	0.0	0	0	0	0	0	0	0	0	0	0	0	0.0	0.0	0	0	0	0	0	0	
09/22 at Atlanta	0	1	1	0	0	0.0	0.0	0	0	0	0	0	0	0	0	0	0	0.0	0.0	0	0	0	0	0	0	1	0	1	1	1	1.0	1.0	0	0	0	0	1	0	
09/29 at L.A. Chargers																																							
10/07 New Orleans																																							
10/20 at San Francisco																																							
10/27 at Las Vegas																																							
11/04 Tampa Bay																																							
11/10 Denver																																							
11/17 at Buffalo																																							
11/24 at Carolina																																							
11/29 Las Vegas																																							
12/08 L.A. Chargers																																							
12/15 at Cleveland																																							
12/21 Houston																																							
12/25 at Pittsburgh																																							
01/05 at Denver																																							
TOTALS	7	2	9	0	0	0.0	0.0	0	0	0	0	1	1	1	2	0	0	0.0	0.0	0	0	0	0	0	0	1	2	3	1	1	1.0	1.0	0	0	0	0	1	0	

DATE OPP.	JUSTIN REID							DRUE TRANQUILL							JAYLEN WATSON																									
	S	A	TK	TFL	Y	SK	SKY	INT	FR	FF	PR	PD	S	A	TK	TFL	Y	SK	SKY	INT	FR	FF	PR	PD	S	A	TK	TFL	Y	SK	SKY	INT	FR	FF	PR	PD				
09/05 Baltimore	8	1	9	0	0	0.0	0.0	0	0	0	0	0	3	1	4	0	0	0.0	0.0	0	0	0	0	0	0	7	4	11	0	0	0.0	0.0	0	0	0	0	0	1		
09/15 Cincinnati	3	4	7	0	0	0.0	0.0	0	0	0	0	0	3	4	7	0	0	0.0	0.0	0	0	0	0	0	0	3	3	6	0	0	0.0	0.0	0	0	0	0	0	1		
09/22 at Atlanta	4	1	5	1	2	0.0	0.0	0	0	0	0	0	2	1	3	0	0	0.0	0.0	0	0	0	0	2	0	2	2	4	0	0	0.0	0.0	0	0	0	0	0	1		
09/29 at L.A. Chargers																																								
10/07 New Orleans																																								
10/20 at San Francisco																																								
10/27 at Las Vegas																																								
11/04 Tampa Bay																																								
11/10 Denver																																								
11/17 at Buffalo																																								
11/24 at Carolina																																								
11/29 Las Vegas																																								
12/08 L.A. Chargers																																								
12/15 at Cleveland																																								
12/21 Houston																																								
12/25 at Pittsburgh																																								
01/05 at Denver																																								
TOTALS	15	6	21	1	2	0.0	0.0	0	0	0	0	0	8	6	14	0	0	0.0	0.0	0	0	0	0	2	0	12	9	21	0	0	0.0	0.0	0	0	0	0	0	3		

DATE OPP.	TERSHAWN WHARTON							JOSHUA WILLIAMS																															
	S	A	TK	TFL	TFLY	SK	SKY	INT	FR	FF	PR	PD	S	A	TK	TFL	TFLY	SK	SKY	INT	FR	FF	PR	PD															
09/05 Baltimore	2	1	3	0	0	0.0	0.0	0	0	0	0	0	1	0	1	0	0	0.0	0.0	0	0	0	0	0	0	0	0	0	0	0	0	0	0	0	0	0	0	0	
09/15 Cincinnati	0	2	2	0	0	0.5	0.0	0	0	1	0	0	0	0	0	0	0	0.0	0.0	0	0	0	0	0	0	0	0	0	0	0	0	0	0	0	0	0	0	0	
09/22 at Atlanta	2	1	3	0	0	0.0	0.0	0	0	0	1	1	0	0	0	0	0	0.0	0.0	0	0	0	0	0	0	0	0	0	0	0	0	0	0	0	0	0	0	0	
09/29 at L.A. Chargers																																							
10/07 New Orleans																																							
10/20 at San Francisco																																							
10/27 at Las Vegas																																							
11/04 Tampa Bay																																							
11/10 Denver																																							
11/17 at Buffalo																																							
11/24 at Carolina																																							
11/29 Las Vegas																																							
12/08 L.A. Chargers																																							
12/15 at Cleveland																																							
12/21 Houston																																							
12/25 at Pittsburgh																																							
01/05 at Denver																																							
TOTALS	4	4	8	0	0	0.5	0.0	0	0	1	1	1	1	0	1	0	0	0.0	0.0	0	0	0	0	0	0	0	0	0	0	0	0	0	0	0	0	0	0		



INDIVIDUAL GXG STATS: SPECIAL TEAMS

2024 REGULAR SEASON INDIVIDUAL SPECIAL TEAMS GAME-BY-GAME STATS

DATE	OPP.	CHAMARRI CONNER			JADEN HICKS			KEAONTAY INGRAM			NAZEEH JOHNSON		
		TKL	AST	TOT	TKL	AST	TOT	TKL	AST	TOT	TKL	AST	TOT
09/05	Baltimore	0	0	0	0	0	0	PRACTICE SQUAD			1	0	1
09/15	Cincinnati	1	1	2	0	0	0	PRACTICE SQUAD			0	0	0
09/22	at Atlanta	0	0	0	2	0	2	0	1	1	0	0	0
09/29	at L.A. Chargers												
10/07	New Orleans												
10/20	at San Francisco												
10/27	at Las Vegas												
11/04	Tampa Bay												
11/10	Denver												
11/17	at Buffalo												
11/24	at Carolina												
11/29	Las Vegas												
12/08	L.A. Chargers												
12/15	at Cleveland												
12/21	Houston												
12/25	at Pittsburgh												
01/05	at Denver												
TOTALS		1	1	2	2	0	2	0	1	1	1	0	1

DATE	OPP.	CAM JONES			JOSHUA WILLIAMS			JAMES WINCHESTER		
		TKL	AST	TOT	TKL	AST	TOT	TKL	AST	TOT
09/05	Baltimore	0	0	0	0	0	0	0	0	0
09/15	Cincinnati	0	0	0	1	0	1	0	0	0
09/22	at Atlanta	0	1	1	0	0	0	0	1	1
09/29	at L.A. Chargers									
10/07	New Orleans									
10/20	at San Francisco									
10/27	at Las Vegas									
11/04	Tampa Bay									
11/10	Denver									
11/17	at Buffalo									
11/24	at Carolina									
11/29	Las Vegas									
12/08	L.A. Chargers									
12/15	at Cleveland									
12/21	Houston									
12/25	at Pittsburgh									
01/05	at Denver									
TOTALS		0	1	1	1	0	1	0	1	1



INDIVIDUAL GXG STATS: PUNT RETURNS

2024 REGULAR SEASON INDIVIDUAL GAME-BY-GAME STATS

PUNT RETURNS:		MECOLE HARDMAN					
DATE	OPP.	NO.	YDS	AVG	LG	FC	TD
09/05	Baltimore	0	0	0.0	0	2	0
09/15	Cincinnati	2	13	6.5	11	0	0
09/22	at Atlanta	1	12	12.0	12	0	0
09/29	at L.A. Chargers						
10/07	New Orleans						
10/20	at San Francisco						
10/27	at Las Vegas						
11/04	Tampa Bay						
11/10	Denver						
11/17	at Buffalo						
11/24	at Carolina						
11/29	Las Vegas						
12/08	L.A. Chargers						
12/15	at Cleveland						
12/21	Houston						
12/25	at Pittsburgh						
01/05	at Denver						
TOTALS		3	25	8.3	12	2	0



INDIVIDUAL GXG STATS: KICKOFF RETURNS

2024 REGULAR SEASON INDIVIDUAL GAME-BY-GAME STATS

KICKOFF RETURNS:		MECOLE HARDMAN						CARSON STEELE					
DATE	OPP.	NO.	YDS	AVG	LG	FC	TD	NO.	YDS	AVG	LG	FC	TD
09/05	Baltimore	1	29	29.0	29	0	0	1	28	28.0	28	0	0
09/15	Cincinnati	0	0	0.0	0	0	0	0	0	0.0	0	0	0
09/22	at Atlanta	2	51	25.5	32	0	0	0	0	0.0	0	0	0
09/29	at L.A. Chargers												
10/07	New Orleans												
10/20	at San Francisco												
10/27	at Las Vegas												
11/04	Tampa Bay												
11/10	Denver												
11/17	at Buffalo												
11/24	at Carolina												
11/29	Las Vegas												
12/08	L.A. Chargers												
12/15	at Cleveland												
12/21	Houston												
12/25	at Pittsburgh												
01/05	at Denver												
TOTALS		3	80	26.7	32	0	0	1	28	28.0	28	0	0



PLAYER PARTICIPATION

2024 REGULAR SEASON KANSAS CITY CHIEFS PLAYER PARTICIPATION

PLAYERS	BAL	CIN	AT ATL																		
	9/5	9/15	9/22	9/29	10/7	10/20	10/27	11/4	11/10	11/17	11/24	11/29	12/8	12/15	12/21	12/25	1/5	GP	GS	DNP	IN
Felix Anudike-Uzomah	P	P	P	-	-	-	-	-	-	-	-	-	-	-	-	-	-	3	0	0	0
Matt Araiza	P	P	P	-	-	-	-	-	-	-	-	-	-	-	-	-	-	3	0	0	0
Emani Bailey	PS	PS	PS	-	-	-	-	-	-	-	-	-	-	-	-	-	-	0	0	0	0
Nick Bolton	LB	LB	LB	-	-	-	-	-	-	-	-	-	-	-	-	-	-	3	3	0	0
Swayze Bozeman	PS	PS	PS	-	-	-	-	-	-	-	-	-	-	-	-	-	-	0	0	0	0
Hollywood Brown	*	IR	IR	-	-	-	-	-	-	-	-	-	-	-	-	-	-	0	0	0	1
Deon Bush	PS	PS	PS	-	-	-	-	-	-	-	-	-	-	-	-	-	-	0	0	0	0
Harrison Butker	P	P	P	-	-	-	-	-	-	-	-	-	-	-	-	-	-	3	0	0	0
Mike Caliendo	P	P	P	-	-	-	-	-	-	-	-	-	-	-	-	-	-	3	0	0	0
Leo Chenal	LB	LB	P	-	-	-	-	-	-	-	-	-	-	-	-	-	-	3	2	0	0
Cole Christiansen	PS	PS	P	-	-	-	-	-	-	-	-	-	-	-	-	-	-	1	0	0	0
Jack Cochrane	P	P	P	-	-	-	-	-	-	-	-	-	-	-	-	-	-	3	0	0	0
Chamarri Conner	P	P	S	-	-	-	-	-	-	-	-	-	-	-	-	-	-	3	1	0	0
Bryan Cook	S	S	S	-	-	-	-	-	-	-	-	-	-	-	-	-	-	3	3	0	0
Baylor Cupp	PS	PS	PS	-	-	-	-	-	-	-	-	-	-	-	-	-	-	0	0	0	0
Mike Danna	DE	DE	DE	-	-	-	-	-	-	-	-	-	-	-	-	-	-	3	3	0	0
Ethan Driskell	*	*	*	-	-	-	-	-	-	-	-	-	-	-	-	-	-	0	0	0	3
Clyde Edwards-Helaire	R/NFIN	R/NFIN	R/NFIN	-	-	-	-	-	-	-	-	-	-	-	-	-	-	0	0	0	0
Tyree Gillespie	IR	^	-	-	-	-	-	-	-	-	-	-	-	-	-	-	-	0	0	0	0
Chukwuebuka Godrick	PS	PS	PS	-	-	-	-	-	-	-	-	-	-	-	-	-	-	0	0	0	0
Noah Gray	P	TE	P	-	-	-	-	-	-	-	-	-	-	-	-	-	-	3	1	0	0
C.J. Hanson	Active	Active	Active	-	-	-	-	-	-	-	-	-	-	-	-	-	-	0	0	0	0
C.J. Hanson	*	*	*	-	-	-	-	-	-	-	-	-	-	-	-	-	-	0	0	0	3
Mecole Hardman	P	P	P	-	-	-	-	-	-	-	-	-	-	-	-	-	-	3	0	0	0
Malik Herring	P	P	P	-	-	-	-	-	-	-	-	-	-	-	-	-	-	3	0	0	0
Jaden Hicks	P	P	P	-	-	-	-	-	-	-	-	-	-	-	-	-	-	3	0	0	0
Creed Humphrey	C	C	C	-	-	-	-	-	-	-	-	-	-	-	-	-	-	3	3	0	0
Kareem Hunt	^	^	PS	-	-	-	-	-	-	-	-	-	-	-	-	-	-	0	0	0	0
Keaontay Ingram	PS	PS	P	-	-	-	-	-	-	-	-	-	-	-	-	-	-	1	0	0	0
Nazeeh Johnson	P	P	P	-	-	-	-	-	-	-	-	-	-	-	-	-	-	3	0	0	0
Cam Jones	P	P	P	-	-	-	-	-	-	-	-	-	-	-	-	-	-	3	0	0	0
Chris Jones	DT	DT	DT	-	-	-	-	-	-	-	-	-	-	-	-	-	-	3	3	0	0
Nic Jones	PS	PS	PS	-	-	-	-	-	-	-	-	-	-	-	-	-	-	0	0	0	0
Truman Jones	PS	PS	PS	-	-	-	-	-	-	-	-	-	-	-	-	-	-	0	0	0	0
George Karlaftis	DE	DE	DE	-	-	-	-	-	-	-	-	-	-	-	-	-	-	3	3	0	0
Travis Kelce	TE	TE	TE	-	-	-	-	-	-	-	-	-	-	-	-	-	-	3	3	0	0
Fabien Lovett	PS	PS	PS	-	-	-	-	-	-	-	-	-	-	-	-	-	-	0	0	0	0
Patrick Mahomes	QB	QB	QB	-	-	-	-	-	-	-	-	-	-	-	-	-	-	3	3	0	0
Trent McDuffie	CB	CB	CB	-	-	-	-	-	-	-	-	-	-	-	-	-	-	3	3	0	0
McKade Mettauer	IR	PSIR	IR	-	-	-	-	-	-	-	-	-	-	-	-	-	-	0	0	0	0
D.J. Miller	Active	^	-	-	-	-	-	-	-	-	-	-	-	-	-	-	-	0	0	0	0
Skye Moore	P	P	P	-	-	-	-	-	-	-	-	-	-	-	-	-	-	3	0	0	0
Wanya Morris	P	P	LT	-	-	-	-	-	-	-	-	-	-	-	-	-	-	3	1	0	0
Lucas Niang	PS	PS	PS	-	-	-	-	-	-	-	-	-	-	-	-	-	-	0	0	0	0
Derrick Nnadi	P	P	P	-	-	-	-	-	-	-	-	-	-	-	-	-	-	3	0	0	0
Hunter Nourzad	P	P	P	-	-	-	-	-	-	-	-	-	-	-	-	-	-	3	0	0	0
Charles Omenihu	R/PUP	R/PUP	R/PUP	-	-	-	-	-	-	-	-	-	-	-	-	-	-	0	0	0	0
Isiah Pacheco	RB	RB	IR	-	-	-	-	-	-	-	-	-	-	-	-	-	-	2	2	0	0
Mike Pennel	DT	DT	P	-	-	-	-	-	-	-	-	-	-	-	-	-	-	3	2	0	0
Ryan Rehkow	^	P	-	-	-	-	-	-	-	-	-	-	-	-	-	-	-	1	0	0	0
Justin Reid	S	S	S	-	-	-	-	-	-	-	-	-	-	-	-	-	-	3	3	0	0
Nikko Remigio	PS	PS	PS	-	-	-	-	-	-	-	-	-	-	-	-	-	-	0	0	0	0
Rashee Rice	WR	WR	WR	-	-	-	-	-	-	-	-	-	-	-	-	-	-	3	3	0	0
Chris Roland-Wallace	Active	Active	Active	-	-	-	-	-	-	-	-	-	-	-	-	-	-	0	0	0	0
Christian Roland-Wallace	P	P	P	-	-	-	-	-	-	-	-	-	-	-	-	-	-	3	0	0	0
Justyn Ross	PS	PS	PS	-	-	-	-	-	-	-	-	-	-	-	-	-	-	0	0	0	0
Juju Smith-Schuster	WR	P	P	-	-	-	-	-	-	-	-	-	-	-	-	-	-	3	1	0	0
Trey Smith	RG	RG	RG	-	-	-	-	-	-	-	-	-	-	-	-	-	-	3	3	0	0
Carson Steele	P	P	FB	-	-	-	-	-	-	-	-	-	-	-	-	-	-	3	1	0	0
Kingsley Suamataia	LT	LT	P	-	-	-	-	-	-	-	-	-	-	-	-	-	-	3	2	0	0
Jawaan Taylor	RT	RT	RT	-	-	-	-	-	-	-	-	-	-	-	-	-	-	3	3	0	0
Keith Taylor	PS	PS	PS	-	-	-	-	-	-	-	-	-	-	-	-	-	-	0	0	0	0
BJ Thompson	R/NFIN	R/NFIN	R/NFIN	-	-	-	-	-	-	-	-	-	-	-	-	-	-	0	0	0	0
B.J. Thompson	R/NFIL	^	-	-	-	-	-	-	-	-	-	-	-	-	-	-	-	0	0	0	0
Joe Thuney	LG	LG	LG	-	-	-	-	-	-	-	-	-	-	-	-	-	-	3	3	0	0
Drue Tranquill	LB	LB	LB	-	-	-	-	-	-	-	-	-	-	-	-	-	-	3	3	0	0
Marlon Tuipulotu	^	*	*	-	-	-	-	-	-	-	-	-	-	-	-	-	-	0	0	0	2
Montrell Washington	PS	PS	PS	-	-	-	-	-	-	-	-	-	-	-	-	-	-	0	0	0	0
Jaylen Watson	CB	CB	CB	-	-	-	-	-	-	-	-	-	-	-	-	-	-	3	3	0	0



GAME-BY-GAME STARTERS

Justin Watson	P	P	WR	-	-	-	-	-	-	-	-	-	-	-	-	-	-	-	3	1	0	0
Carson Wentz	<i>DNP</i>	<i>DNP</i>	<i>DNP</i>	-	-	-	-	-	-	-	-	-	-	-	-	-	-	-	0	0	3	0
Tershawn Wharton	P	P	DT	-	-	-	-	-	-	-	-	-	-	-	-	-	-	-	3	1	0	0
Jared Wiley	P	TE	P	-	-	-	-	-	-	-	-	-	-	-	-	-	-	-	3	1	0	0
Joshua Williams	P	P	P	-	-	-	-	-	-	-	-	-	-	-	-	-	-	-	3	0	0	0
James Winchester	P	P	P	-	-	-	-	-	-	-	-	-	-	-	-	-	-	-	3	0	0	0
Xavier Worthy	WR	P	WR	-	-	-	-	-	-	-	-	-	-	-	-	-	-	-	3	2	0	0
Bailey Zappe	^	<i>PS</i>	<i>PS</i>	-	-	-	-	-	-	-	-	-	-	-	-	-	-	-	0	0	0	0

LEGEND:

Starters indicated by position (Bold), P=Played, *=Inactive, DNP=Did Not Play, PS=Practice Squad, IR=Reserve/Injured, PSIR=Practice Squad/Injured Reserve, R/PUP=Reserve/Physically-Unable-To-Perform, R/NFIN=Reserve/Non-Football Injury, R/NFIL=Reserve/NFIL, ^=With Other Team

2024 REGULAR SEASON

OFFENSE											
DATE	OPPONENT	QB	RB	TE	WR	LT	LG	C	RG	RT	
9/5	Baltimore	Patrick Mahomes	Isiah Pacheco	Travis Kelce	Rashee Rice/ Xavier Worthy/ Juu Smith- Schuster	Kingsley Suamataia	Joe Thuney	Creed Humphrey	Trey Smith	Jawaan Taylor	
9/15	Cincinnati	Patrick Mahomes	Isiah Pacheco	Jared Wiley/ Noah Gray/ Travis Kelce	Rashee Rice	Kingsley Suamataia	Joe Thuney	Creed Humphrey	Trey Smith	Jawaan Taylor	
9/22	at Atlanta	Patrick Mahomes	Carson Steele	Travis Kelce	Rashee Rice/ Xavier Worthy/ Justin Watson	Wanya Morris	Joe Thuney	Creed Humphrey	Trey Smith	Jawaan Taylor	
9/29		--	--	--	--	--	--	--	--	--	
10/7		--	--	--	--	--	--	--	--	--	
10/20		--	--	--	--	--	--	--	--	--	
10/27		--	--	--	--	--	--	--	--	--	
11/4		--	--	--	--	--	--	--	--	--	
11/10		--	--	--	--	--	--	--	--	--	
11/17		--	--	--	--	--	--	--	--	--	
11/24		--	--	--	--	--	--	--	--	--	
11/29		--	--	--	--	--	--	--	--	--	
12/8		--	--	--	--	--	--	--	--	--	
12/15		--	--	--	--	--	--	--	--	--	
12/21		--	--	--	--	--	--	--	--	--	
12/25		--	--	--	--	--	--	--	--	--	
1/5		--	--	--	--	--	--	--	--	--	

2024 REGULAR SEASON

DEFENSE									
DATE	OPPONENT	DE	DT	LB	CB	S	NT	DB	
9/5	Baltimore	Mike Danna/ George Karlaftis	Chris Jones	Nick Bolton/ Drue Tranquill/ Leo Chenal	Trent McDuffie/ Jaylen Watson	Bryan Cook/ Justin Reid	Mike Pennel	--	
9/15	Cincinnati	Mike Danna/ George Karlaftis	Chris Jones	Nick Bolton/ Drue Tranquill/ Leo Chenal	Trent McDuffie/ Jaylen Watson	Bryan Cook/ Justin Reid	Mike Pennel	--	
9/22	at Atlanta	Mike Danna/ George Karlaftis	Chris Jones/ Tershawn Wharton	Nick Bolton/ Drue Tranquill	Trent McDuffie/ Jaylen Watson	Bryan Cook/ Justin Reid	--	Chamarri Conner	
9/29		--	--	--	--	--	--	--	
10/7		--	--	--	--	--	--	--	
10/20		--	--	--	--	--	--	--	
10/27		--	--	--	--	--	--	--	
11/4		--	--	--	--	--	--	--	
11/10		--	--	--	--	--	--	--	
11/17		--	--	--	--	--	--	--	
11/24		--	--	--	--	--	--	--	
11/29		--	--	--	--	--	--	--	
12/8		--	--	--	--	--	--	--	
12/15		--	--	--	--	--	--	--	
12/21		--	--	--	--	--	--	--	
12/25		--	--	--	--	--	--	--	
1/5		--	--	--	--	--	--	--	



GAME-BY-GAME CAPTAINS

2024 REGULAR SEASON - CAPTAINS

DATE	OPPONENT	OFFENSE	DEFENSE	SPECIAL TEAMS
9/5	Baltimore	Patrick Mahomes	Chris Jones	Harrison Butker
9/15	Cincinnati	Travis Kelce	Nick Bolton	Nazeeh Johnson
9/22	at Atlanta	Trey Smith	Mike Pannel	James Winchester
9/29	at L.A. Chargers	--	--	--
10/7	New Orleans	--	--	--
10/20	at San Francisco	--	--	--
10/27	at Las Vegas	--	--	--
11/4	Tampa Bay	--	--	--
11/10	Denver	--	--	--
11/17	at Buffalo	--	--	--
11/24	at Carolina	--	--	--
11/29	Las Vegas	--	--	--
12/8	L.A. Chargers	--	--	--
12/15	at Cleveland	--	--	--
12/21	Houston	--	--	--
12/25	at Pittsburgh	--	--	--
1/5	at Denver	--	--	--

GAME-BY-GAME INACTIVES

2024 REGULAR SEASON INACTIVES			
DATE	OPPONENT	PLAYERS	
9/5	Baltimore	Hollywood Brown Ethan Driskell	C.J. Hanson
9/15	Cincinnati	Ethan Driskell C.J. Hanson	Marlon Tuipulotu
9/22	at Atlanta	Ethan Driskell C.J. Hanson	Marlon Tuipulotu
09/29	at L.A. Chargers	--	--
10/07	New Orleans	--	--
10/20	at San Francisco	--	--
10/27	at Las Vegas	--	--
11/04	Tampa Bay	--	--
11/10	Denver	--	--
11/17	at Buffalo	--	--
11/24	at Carolina	--	--
11/29	Las Vegas	--	--
12/08	L.A. Chargers	--	--
12/15	at Cleveland	--	--
12/21	Houston	--	--
12/25	at Pittsburgh	--	--
01/05	at Denver	--	--

TURNOVER CHART

2024 REGULAR SEASON - DEFENSIVE TAKEAWAYS

DATE	OPPONENT	TAKEAWAY	QTR.	SCORE	YD-LINE	RESULT
09/05	Baltimore	F. Anudike-Uzomah FR (C. Jones FF)	2	7-7	BLT-14	FG
09/15	Cincinnati	C. Conner FR (T. Wharton FF)	4	23-22	CIN-38	TD
09/22	at Atlanta	C. Conner INT (K. Cousins)	2	10-14	ATL-49	FG
09/29		--	--	--	--	--
10/07		--	--	--	--	--
10/20		--	--	--	--	--
10/27		--	--	--	--	--
11/04		--	--	--	--	--
11/10		--	--	--	--	--
11/17		--	--	--	--	--
11/24		--	--	--	--	--
11/29		--	--	--	--	--
12/08		--	--	--	--	--
12/15		--	--	--	--	--
12/21		--	--	--	--	--
12/25		--	--	--	--	--
01/05		--	--	--	--	--

2024 REGULAR SEASON - OFFENSIVE GIVEAWAYS

DATE	OPPONENT	TAKEAWAY	QTR.	SCORE	YD-LINE	RESULT
09/05	Baltimore	P. Mahomes INT (R. Smith)	2	13-7	BLT-49	FG
09/15	Cincinnati	P. Mahomes INT (A. Davis-Gaither)	1	3-3	KC-43	TD
		C. Steele fumble (G. Pratt FF; G. Pratt FR)	2	10-13	KC-46	FG
		P. Mahomes INT (C. Taylor-Britt)	4	17-22	CIN-34	Fumble
09/22	at Atlanta	P. Mahomes INT (J. Simmons: touchback)	1	0-7	ATL-(-1)	Punt
09/29		--	--	--	--	--
10/07		--	--	--	--	--
10/20		--	--	--	--	--
10/27		--	--	--	--	--
11/04		--	--	--	--	--
11/10		--	--	--	--	--
11/17		--	--	--	--	--
11/24		--	--	--	--	--
11/29		--	--	--	--	--
12/08		--	--	--	--	--
12/15		--	--	--	--	--
12/21		--	--	--	--	--
12/25		--	--	--	--	--
01/05		--	--	--	--	--

2024 REGULAR SEASON - TURNOVERS

Offense:	5 Giveaways 13 Points (1 TD, 2 FG)	Ratio -2 (3 takes, 5 gives)
Defense:	3 Takeaways 12 Points (1 TD, 2 FG)	
Special Teams:	0 Giveaways 0 Points (0 TD, 0 FG) 0 Takeaways 0 Points (0 TD, 0 FG)	Points Off Turnovers Ratio -1 (12 scored, 13 allowed)

TURNOVER CHART

2024 REGULAR SEASON - DEFENSIVE TAKEAWAYS

DATE	OPPONENT	TAKEAWAY	QTR.	SCORE	YD-LINE	RESULT
09/05	Baltimore	F. Anudike-Uzomah FR (C. Jones FF)	2	7-7	BLT-14	FG
09/15	Cincinnati	C. Conner FR (T. Wharton FF)	4	23-22	CIN-38	TD
09/22	at Atlanta	C. Conner INT (K. Cousins)	2	10-14	ATL-49	FG
09/29		--	--	--	--	--
10/07		--	--	--	--	--
10/20		--	--	--	--	--
10/27		--	--	--	--	--
11/04		--	--	--	--	--
11/10		--	--	--	--	--
11/17		--	--	--	--	--
11/24		--	--	--	--	--
11/29		--	--	--	--	--
12/08		--	--	--	--	--
12/15		--	--	--	--	--
12/21		--	--	--	--	--
12/25		--	--	--	--	--
01/05		--	--	--	--	--

2024 REGULAR SEASON - OFFENSIVE GIVEAWAYS

DATE	OPPONENT	TAKEAWAY	QTR.	SCORE	YD-LINE	RESULT
09/05	Baltimore	P. Mahomes INT (R. Smith)	2	13-7	BLT-49	FG
09/15	Cincinnati	P. Mahomes INT (A. Davis-Gaither)	1	3-3	KC-43	TD
		C. Steele fumble (G. Pratt FF; G. Pratt FR)	2	10-13	KC-46	FG
		P. Mahomes INT (C. Taylor-Britt)	4	17-22	CIN-34	Fumble
09/22	at Atlanta	P. Mahomes INT (J. Simmons: touchback)	1	0-7	ATL-(-1)	Punt
09/29		--	--	--	--	--
10/07		--	--	--	--	--
10/20		--	--	--	--	--
10/27		--	--	--	--	--
11/04		--	--	--	--	--
11/10		--	--	--	--	--
11/17		--	--	--	--	--
11/24		--	--	--	--	--
11/29		--	--	--	--	--
12/08		--	--	--	--	--
12/15		--	--	--	--	--
12/21		--	--	--	--	--
12/25		--	--	--	--	--
01/05		--	--	--	--	--

2024 REGULAR SEASON - TURNOVERS

Offense:	5 Giveaways 13 Points (1 TD, 2 FG)	Ratio -2 (3 takes, 5 gives)
Defense:	3 Takeaways 12 Points (1 TD, 2 FG)	
Special Teams:	0 Giveaways 0 Points (0 TD, 0 FG) 0 Takeaways 0 Points (0 TD, 0 FG)	Points Off Turnovers Ratio -1 (12 scored, 13 allowed)

INSIDE THE 20

DATE	OPPONENT	OFFENSE	DEFENSE
09/05	Baltimore	FG - 32 yards FG - 31 yards TD - Run	TD - Run FG - 25 yards FG - 32 yards End of Game
09/15	Cincinnati	FG - 19 yards TD - Pass	FG - 22 yards TD - Pass FG - 33 yards TD - Pass
09/22	at Atlanta	Interception TD - Pass FG - 21 yards TD - Pass	TD - Pass TD - Run Downs Downs
09/29	at L.A. Chargers	--	--
10/07	New Orleans	--	--
10/20	at San Francisco	--	--
10/27	at Las Vegas	--	--
11/04	Tampa Bay	--	--
11/10	Denver	--	--
11/17	at Buffalo	--	--
11/24	at Carolina	--	--
11/29	Las Vegas	--	--
12/08	L.A. Chargers	--	--
12/15	at Cleveland	--	--
12/21	Houston	--	--
12/25	at Pittsburgh	--	--
01/05	at Denver	--	--

OFFENSE DEFENSE

Inside the 20	9	12
Scores	8	9
Touchdowns	4	5
Field Goals	4	4
Total Points in 20	39	46
Fumbles	0	0
Interceptions	1	0
Missed Field Goals	0	0
Lost on Downs	0	2
End of Half/Game	0	1
TDs Outside	3	1
Red-Zone Percentage	44.4	41.7

GOAL TO GO SITUATIONS

DATE	OPPONENT	OFFENSE	DEFENSE
09/05	Baltimore	TD - Run	Field Goal - 25 yards End of Game
09/15	Cincinnati	Field Goal - 19 yards TD - Pass	Field Goal - 22 yards TD - Pass TD - Pass
09/22	at Atlanta	Field Goal - 21 yards	TD - Run
09/29	at L.A. Chargers	--	--
10/07	New Orleans	--	--
10/20	at San Francisco	--	--
10/27	at Las Vegas	--	--
11/04	Tampa Bay	--	--
11/10	Denver	--	--
11/17	at Buffalo	--	--
11/24	at Carolina	--	--
11/29	Las Vegas	--	--
12/08	L.A. Chargers	--	--
12/15	at Cleveland	--	--
12/21	Houston	--	--
12/25	at Pittsburgh	--	--
01/05	at Denver	--	--

OFFENSE DEFENSE

Goal-To-Go Situations	4	6
Scores	4	5
Touchdowns	2	3
Field Goals	2	2
Total Points	20	26
Fumbles	0	0
Interceptions	0	0
Missed Field Goals	0	0
Missed Field Goals (G2G)	0	0
Lost on Downs	0	0
End of Half/Game	0	1
Goal-to-Go Percentage	50.0	50.0

BIG RUN PLAYS (10+ YARDS)

2024 REGULAR SEASON - BIG RUN PLAYS (10+ YARDS)

DATE	OPPONENT	QTR	CHIEFS PLAYER	YDS.	DOWN	RESULT	QTR	OPP. PLAYER	YDS.	DOWN	RESULT							
09/05	BAL	1	Xavier Worthy	21T	1-10-BAL 21	Touchdown	1	Lamar Jackson	11	3-1-KC 24	Touchdown							
							2	Lamar Jackson	13	1-10- 50	Missed FG							
							2	Lamar Jackson	10	2-3-KC 44	Field Goal							
							3	Lamar Jackson	16	3-3-BAL 42	Touchdown							
09/15	CIN	1	Isiah Pacheco	11	2-9-KC 31	Field Goal	4	Chase Brown	12	1-10-CIN 26	Punt							
							2	Isiah Pacheco	10	2-5-KC 35	Touchdown							
							09/22	at ATL	3	Patrick Mahomes	15	2-9-ATL 41	Touchdown	4	Tyler Allgeier	10	1-15-ATL 6	Downs
							4	Tyler Allgeier						12	2-5-ATL 16	Downs		
4	Ray-Ray McCloud III	20	1-10-KC 46	Downs														
09/29	at LAC	--	--	--	--	--	--	--	--	--	--							
10/07	NO	--	--	--	--	--	--	--	--	--	--							
10/20	at SF	--	--	--	--	--	--	--	--	--	--							
10/27	at LV	--	--	--	--	--	--	--	--	--	--							
11/04	TB	--	--	--	--	--	--	--	--	--	--							
11/10	DEN	--	--	--	--	--	--	--	--	--	--							
11/17	at BUF	--	--	--	--	--	--	--	--	--	--							
11/24	at CAR	--	--	--	--	--	--	--	--	--	--							
11/29	LV	--	--	--	--	--	--	--	--	--	--							
12/08	LAC	--	--	--	--	--	--	--	--	--	--							
12/15	at CLE	--	--	--	--	--	--	--	--	--	--							
12/21	HOU	--	--	--	--	--	--	--	--	--	--							
12/25	at PIT	--	--	--	--	--	--	--	--	--	--							
01/05	at DEN	--	--	--	--	--	--	--	--	--	--							
TOTALS			4 - 57 (14.3), 1 TDS					9 - 117 (13.0), 0 TDS										

BIG RUN PLAYS (10+ YARDS)

2024 REGULAR SEASON - BIG RUN PLAYS (10+ YARDS)

DATE	OPPONENT	QTR	CHIEFS PLAYER	YDS.	DOWN	RESULT	QTR	OPP. PLAYER	YDS.	DOWN	RESULT
09/05	BAL	1	Xavier Worthy	21T	1-10-BAL 21	Touchdown	1	Lamar Jackson	11	3-1-KC 24	Touchdown
							2	Lamar Jackson	13	1-10- 50	Missed FG
							2	Lamar Jackson	10	2-3-KC 44	Field Goal
							3	Lamar Jackson	16	3-3-BAL 42	Touchdown
09/15	CIN	1	Isiah Pacheco	11	2-9-KC 31	Field Goal	4	Chase Brown	12	1-10-CIN 26	Punt
		2	Isiah Pacheco	10	2-5-KC 35	Touchdown					
09/22	at ATL	3	Patrick Mahomes	15	2-9-ATL 41	Touchdown	4	Tyler Allgeier	10	1-15-ATL 6	Downs
							4	Tyler Allgeier	12	2-5-ATL 16	Downs
							4	Ray-Ray McCloud III	20	1-10-KC 46	Downs
09/29	at LAC	--	--	--	--	--	--	--	--	--	--
10/07	NO	--	--	--	--	--	--	--	--	--	--
10/20	at SF	--	--	--	--	--	--	--	--	--	--
10/27	at LV	--	--	--	--	--	--	--	--	--	--
11/04	TB	--	--	--	--	--	--	--	--	--	--
11/10	DEN	--	--	--	--	--	--	--	--	--	--
11/17	at BUF	--	--	--	--	--	--	--	--	--	--
11/24	at CAR	--	--	--	--	--	--	--	--	--	--
11/29	LV	--	--	--	--	--	--	--	--	--	--
12/08	LAC	--	--	--	--	--	--	--	--	--	--
12/15	at CLE	--	--	--	--	--	--	--	--	--	--
12/21	HOU	--	--	--	--	--	--	--	--	--	--
12/25	at PIT	--	--	--	--	--	--	--	--	--	--
01/05	at DEN	--	--	--	--	--	--	--	--	--	--
TOTALS			4 - 57 (14.3), 1 TDS					9 - 117 (13.0), 0 TDS			

BIG PASS PLAYS (20+ YARDS)

2024 REGULAR SEASON - BIG PASS PLAYS (20+ YARDS)

DATE	OPPONENT	QTR	CHIEFS PLAYER	YDS.	DOWN	RESULT	QTR	OPP. PLAYER	YDS.	DOWN	RESULT
09/05	BAL	1	Patrick Mahomes -> Isiah Pacheco	23	1-10-KC 10	Punt	4	Lamar Jackson -> Isaiah Likely	49T	2-17-KC 49	Touchdown
		2	Patrick Mahomes -> Travis Kelce	23	3-12-KC 47	Field Goal	4	Lamar Jackson -> Rashod Bateman	38	1-10-KC 48	End Game
		3	Patrick Mahomes -> Rashee Rice	33	2-5-KC 24	Touchdown					
		4	Patrick Mahomes -> Justin Watson	25	1-10-BAL 43	Touchdown					
		4	Patrick Mahomes -> Xavier Worthy	35T	2-10-BAL 35	Touchdown					
09/15	CIN	2	Patrick Mahomes -> Rashee Rice	44T	1-10-CIN 44	Touchdown	1	Joe Burrow -> Mike Gesicki	37	4-3-KC 43	Field Goal
							3	Joe Burrow -> Jermaine Burton	47	1-10-CIN 30	Touchdown
09/22	at ATL	3	Patrick Mahomes -> Rashee Rice	27	1-10-KC 31	Touchdown	1	Kirk Cousins -> Darnell Mooney	26	2-1-ATL 39	Touchdown
							2	Kirk Cousins -> Kyle Pitts	50	2-10-ATL 49	Touchdown
09/29	at LAC	--	--	--	--	--	--	--	--	--	--
10/07	NO	--	--	--	--	--	--	--	--	--	--
10/20	at SF	--	--	--	--	--	--	--	--	--	--
10/27	at LV	--	--	--	--	--	--	--	--	--	--
11/04	TB	--	--	--	--	--	--	--	--	--	--
11/10	DEN	--	--	--	--	--	--	--	--	--	--
11/17	at BUF	--	--	--	--	--	--	--	--	--	--
11/24	at CAR	--	--	--	--	--	--	--	--	--	--
11/29	LV	--	--	--	--	--	--	--	--	--	--
12/08	LAC	--	--	--	--	--	--	--	--	--	--
12/15	at CLE	--	--	--	--	--	--	--	--	--	--
12/21	HOU	--	--	--	--	--	--	--	--	--	--
12/25	at PIT	--	--	--	--	--	--	--	--	--	--
01/05	at DEN	--	--	--	--	--	--	--	--	--	--
TOTALS				7 - 210 (30.0), 2 TDS					6 - 247 (41.2), 1 TDS		

BIG PASS PLAYS (20+ YARDS)

2024 REGULAR SEASON - BIG PASS PLAYS (20+ YARDS)

DATE	OPPONENT	QTR	CHIEFS PLAYER	YDS.	DOWN	RESULT	QTR	OPP. PLAYER	YDS.	DOWN	RESULT
09/05	BAL	1	Patrick Mahomes -> Isiah Pacheco	23	1-10-KC 10	Punt	4	Lamar Jackson -> Isaiah Likely	49T	2-17-KC 49	Touchdown
		2	Patrick Mahomes -> Travis Kelce	23	3-12-KC 47	Field Goal	4	Lamar Jackson -> Rashod Bateman	38	1-10-KC 48	End Game
		3	Patrick Mahomes -> Rashee Rice	33	2-5-KC 24	Touchdown					
		4	Patrick Mahomes -> Justin Watson	25	1-10-BAL 43	Touchdown					
		4	Patrick Mahomes -> Xavier Worthy	35T	2-10-BAL 35	Touchdown					
09/15	CIN	2	Patrick Mahomes -> Rashee Rice	44T	1-10-CIN 44	Touchdown	1	Joe Burrow -> Mike Gesicki	37	4-3-KC 43	Field Goal
							3	Joe Burrow -> Jermaine Burton	47	1-10-CIN 30	Touchdown
09/22	at ATL	3	Patrick Mahomes -> Rashee Rice	27	1-10-KC 31	Touchdown	1	Kirk Cousins -> Darnell Mooney	26	2-1-ATL 39	Touchdown
							2	Kirk Cousins -> Kyle Pitts	50	2-10-ATL 49	Touchdown
09/29	at LAC	--	--	--	--	--	--	--	--	--	--
10/07	NO	--	--	--	--	--	--	--	--	--	--
10/20	at SF	--	--	--	--	--	--	--	--	--	--
10/27	at LV	--	--	--	--	--	--	--	--	--	--
11/04	TB	--	--	--	--	--	--	--	--	--	--
11/10	DEN	--	--	--	--	--	--	--	--	--	--
11/17	at BUF	--	--	--	--	--	--	--	--	--	--
11/24	at CAR	--	--	--	--	--	--	--	--	--	--
11/29	LV	--	--	--	--	--	--	--	--	--	--
12/08	LAC	--	--	--	--	--	--	--	--	--	--
12/15	at CLE	--	--	--	--	--	--	--	--	--	--
12/21	HOU	--	--	--	--	--	--	--	--	--	--
12/25	at PIT	--	--	--	--	--	--	--	--	--	--
01/05	at DEN	--	--	--	--	--	--	--	--	--	--
TOTALS				7 - 210 (30.0), 2 TDS					6 - 247 (41.2), 1 TDS		

ADVANCES CHART

2024 REGULAR SEASON CHIEFS ADVANCES

DATE	OPPONENT	RUSHES	COMPLETIONS	ADVANCES	OUTCOME
09/05	Baltimore	20	20	40	W 27-20
09/15	Cincinnati	32	18	50	W 26-25
09/22	at Atlanta	33	26	59	W 22-17
09/29	at L.A. Chargers	--	--	--	--
10/07	New Orleans	--	--	--	--
10/20	at San Francisco	--	--	--	--
10/27	at Las Vegas	--	--	--	--
11/04	Tampa Bay	--	--	--	--
11/10	Denver	--	--	--	--
11/17	at Buffalo	--	--	--	--
11/24	at Carolina	--	--	--	--
11/29	Las Vegas	--	--	--	--
12/08	L.A. Chargers	--	--	--	--
12/15	at Cleveland	--	--	--	--
12/21	Houston	--	--	--	--
12/25	at Pittsburgh	--	--	--	--
01/05	at Denver	--	--	--	--
TOTALS		85	64	149	

2024 REGULAR SEASON OPPONENT ADVANCES

DATE	OPPONENT	RUSHES	COMPLETIONS	ADVANCES	OUTCOME
09/05	Baltimore	32	26	58	W 27-20
09/15	Cincinnati	22	23	45	W 26-25
09/22	at Atlanta	25	20	45	W 22-17
09/29	at L.A. Chargers	--	--	--	--
10/07	New Orleans	--	--	--	--
10/20	at San Francisco	--	--	--	--
10/27	at Las Vegas	--	--	--	--
11/04	Tampa Bay	--	--	--	--
11/10	Denver	--	--	--	--
11/17	at Buffalo	--	--	--	--
11/24	at Carolina	--	--	--	--
11/29	Las Vegas	--	--	--	--
12/08	L.A. Chargers	--	--	--	--
12/15	at Cleveland	--	--	--	--
12/21	Houston	--	--	--	--
12/25	at Pittsburgh	--	--	--	--
01/05	at Denver	--	--	--	--
TOTALS		79	69	148	

CHIEFS RECORD WHEN:

Having 45 or more advances	2 - 0
Having 50 or more advances	2 - 0
Having less than 45 advances	1 - 0
Having less than 50 advances	1 - 0
Allowing 45 or more advances	3 - 0
Allowing 50 or more advances	1 - 0
Allowing less than 45 advances	0 - 0
Allowing less than 50 advances	2 - 0

NOTE: Advances equal to all rushing attempts plus completions.

SCORING DRIVES

CHIEFS 2024 REGULAR SEASON SCORING DRIVES

DATE	OPPONENT	ACQUIRED	DRIVE				FIRST		SCORING PLAY	KC	OPP
			START	PLAYS	YARDS	Q	TIME	DOWNS			
09/05	Baltimore	Kickoff	KC 33	5	67	Q1	2:19	4	X. Worthy: 21-yard run	7	7
		Fumble	BAL 14	4	1	Q2	1:07	0	H. Butker: 32-yard FG	10	7
		Downs	KC 49	8	38	Q2	3:55	2	H. Butker: 31-yard FG	13	7
		Kickoff	KC 19	6	81	Q3	3:32	5	I. Pacheco: 1-yard run	20	10
		Kickoff	KC 30	8	70	Q4	4:22	4	X. Worthy: 35-yard pass from P. Mahomes	27	17
09/15	Cincinnati	Kickoff	KC 30	16	69	Q1	8:30	5	H. Butker: 19-yard FG	3	3
		Kickoff	KC 30	6	70	Q2	3:14	3	R. Rice: 44-yard pass from P. Mahomes	10	10
		Kickoff	KC 30	13	70	Q3	6:39	6	W. Morris: 1-yard pass from P. Mahomes	17	16
		Punt	KC 25	9	43	Q4	2:35	2	H. Butker: 51-yard FG	26	25
09/22	at Atlanta	Punt	KC 21	13	79	Q2	6:15	5	R. Rice: 13-yard pass from P. Mahomes	7	7
		Kickoff	KC 31	7	34	Q2	3:54	2	H. Butker: 53-yard FG	10	14
		Interception	ATL 34	4	8	Q2	0:26	0	H. Butker: 44-yard FG	13	14
		Kickoff	KC 30	11	67	Q3	5:20	4	H. Butker: 21-yard FG	16	14
		Punt	KC 20	11	80	Q3	6:04	5	J. Smith-Schuster: 13-yard pass from P. Mahomes	22	14
09/29	--	--	--	--	--	--	--	--	--	--	
10/07	--	--	--	--	--	--	--	--	--	--	
10/20	--	--	--	--	--	--	--	--	--	--	
10/27	--	--	--	--	--	--	--	--	--	--	
11/04	--	--	--	--	--	--	--	--	--	--	
11/10	--	--	--	--	--	--	--	--	--	--	
11/17	--	--	--	--	--	--	--	--	--	--	
11/24	--	--	--	--	--	--	--	--	--	--	
11/29	--	--	--	--	--	--	--	--	--	--	
12/08	--	--	--	--	--	--	--	--	--	--	
12/15	--	--	--	--	--	--	--	--	--	--	
12/21	--	--	--	--	--	--	--	--	--	--	
12/25	--	--	--	--	--	--	--	--	--	--	
01/05	--	--	--	--	--	--	--	--	--	--	
AVG				8.6	55.5		4:09	3.4			
TOTALS				121	777		58:12	47			



SCORING DRIVES

CHIEFS 2024 REGULAR SEASON SCORING DRIVES

DATE	OPPONENT	ACQUIRED	DRIVE				FIRST		SCORING PLAY	KC	OPP
			START	PLAYS	YARDS	Q	TIME	DOWNS			
09/05	Baltimore	Kickoff	KC 33	5	67	Q1	2:19	4	X. Worthy: 21-yard run	7	7
		Fumble	BAL 14	4	1	Q2	1:07	0	H. Butker: 32-yard FG	10	7
		Downs	KC 49	8	38	Q2	3:55	2	H. Butker: 31-yard FG	13	7
		Kickoff	KC 19	6	81	Q3	3:32	5	I. Pacheco: 1-yard run	20	10
		Kickoff	KC 30	8	70	Q4	4:22	4	X. Worthy: 35-yard pass from P. Mahomes	27	17
09/15	Cincinnati	Kickoff	KC 30	16	69	Q1	8:30	5	H. Butker: 19-yard FG	3	3
		Kickoff	KC 30	6	70	Q2	3:14	3	R. Rice: 44-yard pass from P. Mahomes	10	10
		Kickoff	KC 30	13	70	Q3	6:39	6	W. Morris: 1-yard pass from P. Mahomes	17	16
		Punt	KC 25	9	43	Q4	2:35	2	H. Butker: 51-yard FG	26	25
09/22	at Atlanta	Punt	KC 21	13	79	Q2	6:15	5	R. Rice: 13-yard pass from P. Mahomes	7	7
		Kickoff	KC 31	7	34	Q2	3:54	2	H. Butker: 53-yard FG	10	14
		Interception	ATL 34	4	8	Q2	0:26	0	H. Butker: 44-yard FG	13	14
		Kickoff	KC 30	11	67	Q3	5:20	4	H. Butker: 21-yard FG	16	14
		Punt	KC 20	11	80	Q3	6:04	5	J. Smith-Schuster: 13-yard pass from P. Mahomes	22	14
09/29	--	--	--	--	--	--	--	--	--	--	
10/07	--	--	--	--	--	--	--	--	--	--	
10/20	--	--	--	--	--	--	--	--	--	--	
10/27	--	--	--	--	--	--	--	--	--	--	
11/04	--	--	--	--	--	--	--	--	--	--	
11/10	--	--	--	--	--	--	--	--	--	--	
11/17	--	--	--	--	--	--	--	--	--	--	
11/24	--	--	--	--	--	--	--	--	--	--	
11/29	--	--	--	--	--	--	--	--	--	--	
12/08	--	--	--	--	--	--	--	--	--	--	
12/15	--	--	--	--	--	--	--	--	--	--	
12/21	--	--	--	--	--	--	--	--	--	--	
12/25	--	--	--	--	--	--	--	--	--	--	
01/05	--	--	--	--	--	--	--	--	--	--	
AVG				8.6	55.5		4:09	3.4			
TOTALS				121	777		58:12	47			



OPPONENTS SCORING DRIVES

CHIEFS OPPONENTS 2024 REGULAR SEASON SCORING DRIVES

DATE	OPPONENT	ACQUIRED	DRIVE				FIRST			KC	OPP
			START	PLAYS	YARDS	Q	TIME	DOWN	SCORING PLAY		
09/05	Baltimore	Kickoff	BAL 30	11	70	Q1	6:46	4	D. Henry: 5-yard run	0	7
		Interception	BAL 49	10	44	Q2	1:41	3	J. Tucker: 25-yard FG	13	10
		Punt	BAL 20	7	80	Q3	3:50	3	Q4: I. Likely: 49-yard pass from L. Jackson	20	17
		Kickoff	BAL 30	13	56	Q4	5:31	4	J. Tucker: 32-yard FG	27	20
09/15	Cincinnati	Kickoff	CIN 30	10	66	Q1	4:19	2	E. McPherson: 22-yard FG	0	3
		Interception	KC 31	7	31	Q1	3:15	3	Q2: A. Iosivas: 4-yard pass from J. Burrow	3	10
		Kickoff	CIN 30	9	55	Q2	4:31	4	E. McPherson: 33-yard FG	10	13
		Fumble	KC 46	6	16	Q2	1:28	1	E. McPherson: 48-yard FG	10	16
		Kickoff	CIN 30	11	70	Q3	6:05	4	A. Iosivas: 3-yard pass from J. Burrow	17	22
		Kickoff	CIN 32	8	33	Q4	5:12	2	E. McPherson: 53-yard FG	23	25
09/22	at Atlanta	Kickoff	ATL 30	7	70	Q1	3:53	3	D. London: 14-yard pass from K. Cousins	0	7
		Kickoff	ATL 30	5	70	Q2	2:08	3	B. Robinson: 1-yard run	7	14
		Kickoff	ATL 15	10	49	Q3	3:24	3	Q4: Y. Koo: 54-yard FG	22	17
09/29	--	--	--	--	--	--	--	--	--	--	
10/07	--	--	--	--	--	--	--	--	--	--	
10/20	--	--	--	--	--	--	--	--	--	--	
10/27	--	--	--	--	--	--	--	--	--	--	
11/04	--	--	--	--	--	--	--	--	--	--	
11/10	--	--	--	--	--	--	--	--	--	--	
11/17	--	--	--	--	--	--	--	--	--	--	
11/24	--	--	--	--	--	--	--	--	--	--	
11/29	--	--	--	--	--	--	--	--	--	--	
12/08	--	--	--	--	--	--	--	--	--	--	
12/15	--	--	--	--	--	--	--	--	--	--	
12/21	--	--	--	--	--	--	--	--	--	--	
12/25	--	--	--	--	--	--	--	--	--	--	
01/05	--	--	--	--	--	--	--	--	--	--	
AVG				8.8	54.6		4:00	3.0			
TOTALS				114	710		52:03	39			



THE LAST TIME

2024 Regular Season (As of September 24, 2024)

PASSING

500 YARDS PASSING

KC	11/5/2000	@ Oakland	504 yards	Elvis Grbac
Opp	12/6/1990	@ Houston Oilers	527 yards	Warren Moon

40+ PASS ATTEMPTS

KC	12/25/2023	vs. Las Vegas	44 att.	Patrick Mahomes
Opp	9/5/2024	vs. Baltimore	41 att.	Lamar Jackson

50+ PASS ATTEMPTS

KC	11/6/2022	vs. Tennessee	68 att.	Patrick Mahomes
Opp	10/2/2022	@ Tampa Bay	52 att.	Tom Brady

400 YARDS PASSING

KC	10/22/2023	vs. L.A. Chargers	424 yards	Patrick Mahomes
Opp	1/2/2022	@ Cincinnati	446 yards	Joe Burrow

300 YARDS PASSING

KC	12/17/2023	@ New England	305 yards	Patrick Mahomes
Opp	10/23/2022	@ San Francisco	303 yards	Jimmy Garoppolo

SIX TOUCHDOWN PASSES

KC	11/19/2018	@ L.A. Rams	6 tds	Patrick Mahomes: (25, 21, 8, 4, 73, 10)
----	------------	-------------	-------	--

Opp * Never Has Happened *

SEVEN TOUCHDOWN PASSES

KC * Never Has Happened *

Opp * Never Has Happened *

FIVE TOUCHDOWN PASSES

KC	9/11/2022	@ Arizona	5 tds	Patrick Mahomes: (9, 3, 4, 1, 2)
----	-----------	-----------	-------	-------------------------------------

Opp	10/8/2017	@ Houston	5 tds	Deshaun Watson: (6, 9, 48, 34, 1)
-----	-----------	-----------	-------	--------------------------------------

FOUR TOUCHDOWN PASSES

KC	10/22/2023	vs. L.A. Chargers	4 tds	Patrick Mahomes: (46, 6, 1, 8)
----	------------	-------------------	-------	-----------------------------------

Opp	1/2/2022	@ Cincinnati	4 tds	Joe Burrow: (72, 18, 69, 5)
-----	----------	--------------	-------	--------------------------------

THREE TOUCHDOWN PASSES

KC	10/22/2023	vs. L.A. Chargers	4 tds	Patrick Mahomes: (46, 6, 1, 8)
----	------------	-------------------	-------	-----------------------------------

Opp	12/3/2023	@ Green Bay	3 tds	Jordan Love: (1, 9, 12)
-----	-----------	-------------	-------	----------------------------

SEVEN+ INTERCEPTIONS THROWN

KC * Never Has Happened *

Opp * Never Has Happened *

SIX INTERCEPTIONS THROWN

KC * Never Has Happened *

Opp	9/25/2016	vs. N.Y. Jets	6 ints	Ryan Fitzpatrick
-----	-----------	---------------	--------	------------------

FIVE INTERCEPTIONS THROWN

KC * Never Has Happened *

Opp * Never Has Happened *

FOUR INTERCEPTIONS THROWN

KC	12/13/2009	vs. Buffalo	4 ints	Matt Cassel
----	------------	-------------	--------	-------------

Opp	11/18/2019	@ L.A. Chargers	4 ints	Philip Rivers
-----	------------	-----------------	--------	---------------

THREE INTERCEPTIONS THROWN

KC	12/11/2022	@ Denver	3 ints	Patrick Mahomes
----	------------	----------	--------	-----------------

Opp	11/18/2019	@ L.A. Chargers	4 ints	Philip Rivers
-----	------------	-----------------	--------	---------------

TWO INTERCEPTIONS THROWN

KC	9/15/2024	vs. Cincinnati	2 ints	Patrick Mahomes
----	-----------	----------------	--------	-----------------

Opp	10/22/2023	vs. L.A. Chargers	2 ints	Justin Herbert
-----	------------	-------------------	--------	----------------

RUSHING

300 YARDS RUSHING

KC * Never Has Happened *

Opp * Never Has Happened *

200 YARDS RUSHING

KC	12/23/2012	vs. Indianapolis	226 yards	Jamaal Charles
----	------------	------------------	-----------	----------------

Opp	12/20/2009	vs. Cleveland	286 yards	Jerome Harrison
-----	------------	---------------	-----------	-----------------

THE LAST TIME

150-199 YARDS RUSHING

KC	10/19/2020	@ Buffalo	161 yards	Clyde Edwards-Helaire
Opp	10/10/2022	vs. Las Vegas	154 yards	Josh Jacobs

100 YARDS RUSHING

KC	12/31/2023	vs. Cincinnati	130 yards	Isiah Pacheco
Opp	9/5/2024	vs. Baltimore	122 yards	Lamar Jackson

100-149 YARDS RUSHING

KC	12/31/2023	vs. Cincinnati	130 yards	Isiah Pacheco
Opp	9/5/2024	vs. Baltimore	122 yards	Lamar Jackson

FIVE TOUCHDOWNS RUSHING

KC	* Never Has Happened *			
Opp	12/7/2003	@ Denver	5 tds	Clinton Portis: (11, 1, 59, 28, 53)

FOUR TOUCHDOWNS RUSHING

KC	10/24/2004	vs. Atlanta	4 tds 4 tds	Derrick Blaylock: (7, 1, 3, 2) Priest Holmes: (15, 2, 2, 1)
Opp	12/7/2003	@ Denver	5 tds	Clinton Portis: (11, 1, 59, 28, 53)

THREE TOUCHDOWNS RUSHING

KC	9/28/2015	@ Green Bay	3 tds	Jamaal Charles: (9, 4, 7)
Opp	9/22/2019	vs. Baltimore	3 tds	Mark Ingram II: (2, 19, 1)

TWO TOUCHDOWNS RUSHING

KC	11/26/2023	@ Las Vegas	2 tds	Isiah Pacheco: (1, 1)
Opp	11/20/2023	vs. Philadelphia	2 tds	Jalen Hurts: (10, 1)

TWO PLAYERS WITH TWO TD RUSHING

KC	10/24/2004	vs. Atlanta		Derrick Blaylock: (7, 1, 3, 2) Priest Holmes: (15, 2, 2, 1)
Opp	* Never Has Happened *			

150 YARDS RUSHING

KC	10/19/2020	@ Buffalo	161 yards	Clyde Edwards-Helaire
Opp	10/10/2022	vs. Las Vegas	154 yards	Josh Jacobs

30+ RUSHING ATTEMPTS

KC	9/21/2014	@ Miami	32 att.	Knile Davis
Opp	10/15/2017	vs. Pittsburgh	32 att.	Le'Veon Bell

50-74 YARD RUSHING

KC	9/22/2024	@ Atlanta	72 yards	Carson Steele
Opp	12/31/2023	vs. Cincinnati	65 yards	Joe Mixon

75+ YARD RUSHING

KC	9/15/2024	vs. Cincinnati	90 yards	Isiah Pacheco
Opp	9/5/2024	vs. Baltimore	122 yards	Lamar Jackson

30-39 RUSHING ATTEMPTS

KC	9/21/2014	@ Miami	32 att.	Knile Davis
Opp	10/15/2017	vs. Pittsburgh	32 att.	Le'Veon Bell

40+ RUSHING ATTEMPTS

KC	* Never Has Happened *			
Opp	* Never Has Happened *			

400 YARDS RUSHING (TEAM)

KC	* Never Has Happened *			
Opp	* Never Has Happened *			

300 YARDS RUSHING (TEAM)

KC	12/23/2012	vs. Indianapolis	352 yards	Indianapolis 20, Kansas City 13
Opp	12/20/2009	vs. Cleveland	351 yards	Cleveland 41, Kansas City 34

200 YARDS RUSHING (TEAM)

KC	10/1/2023	@ N.Y. Jets	204 yards	Kansas City 23, N.Y. Jets 20
Opp	9/19/2021	@ Baltimore	251 yards	Baltimore 36, Kansas City 35

200-299 YARDS RUSHING (TEAM)

KC	10/1/2023	@ N.Y. Jets	204 yards	Kansas City 23, N.Y. Jets 20
----	-----------	-------------	-----------	------------------------------

THE LAST TIME

Opp	9/19/2021	@ Baltimore	251 yards		Baltimore 36, Kansas City 35
200+ YARDS RUSHING (TEAM)					
KC	10/1/2023	@ N.Y. Jets	204 yards		Kansas City 23, N.Y. Jets 20
Opp	9/19/2021	@ Baltimore	251 yards		Baltimore 36, Kansas City 35
300+ YARDS RUSHING (TEAM)					
KC	12/23/2012	vs. Indianapolis	352 yards		Indianapolis 20, Kansas City 13
Opp	12/20/2009	vs. Cleveland	351 yards		Cleveland 41, Kansas City 34
RECEIVING					
TWO 100-YARD RECEIVERS					
KC	10/23/2022	@ San Francisco	124 yards 111 yards	Juju Smith-Schuster Marquez Valdes-Scantling	
Opp	9/16/2018	@ Pittsburgh	138 yards 121 yards	Jesse James Juju Smith-Schuster	
200 YARDS RECEIVING					
KC	9/17/1990	@ Denver	206 yards	Stephon Paige	
Opp	1/2/2022	@ Cincinnati	266 yards	Ja'Marr Chase	
100 YARDS RECEIVING					
KC	9/22/2024	@ Atlanta	110 yards	Rashee Rice	
Opp	9/5/2024	vs. Baltimore	111 yards	Isaiah Likely	
FOUR TOUCHDOWN RECEPTIONS					
KC	10/10/2022	vs. Las Vegas	4 tds	Travis Kelce: (1, 4, 8, 1)	
Opp	12/1/2013	vs. Denver	4 tds	Eric Decker: (41, 37, 15, 1)	
FIVE TOUCHDOWN RECEPTIONS					
KC				* Never Has Happened *	
Opp				* Never Has Happened *	
THREE TOUCHDOWN RECEPTIONS					
KC	11/20/2022	@ L.A. Chargers	3 tds	Travis Kelce: (4, 32, 17)	
Opp	12/11/2022	@ Denver	3 tds	Jerry Jeudy: (18, 5, 7)	
TWO TOUCHDOWN RECEPTIONS					
KC	9/24/2023	vs. Chicago	2 tds	Jerick McKinnon: (6, 3)	
Opp	9/15/2024	vs. Cincinnati	2 tds	Andrei Iosivas: (4, 3)	
TWO PLAYERS WITH TWO TD RECEPTIONS					
KC	11/19/2018	@ L.A. Rams		Tyreek Hill: (25, 73) Chris Conley: (8, 10)	
Opp	10/8/2017	@ Houston		DeAndre Hopkins: (6, 34, 1) Will Fuller V: (9, 48)	
150 YARDS RECEIVING					
KC	10/22/2023	vs. L.A. Chargers	179 yards	Travis Kelce	
Opp	1/2/2022	@ Cincinnati	266 yards	Ja'Marr Chase	
10 OR MORE RECEPTIONS					
KC	9/22/2024	@ Atlanta	12	Rashee Rice	
Opp	9/17/2023	@ Jacksonville	11	Christian Kirk	
100-149 YARDS RECEIVING					
KC	9/22/2024	@ Atlanta	110 yards	Rashee Rice	
Opp	9/5/2024	vs. Baltimore	111 yards	Isaiah Likely	
150-199 YARDS RECEIVING					
KC	10/22/2023	vs. L.A. Chargers	179 yards	Travis Kelce	
Opp	10/27/2019	vs. Green Bay	159 yards	Aaron Jones	
200-299 YARDS RECEIVING					
KC	11/29/2020	@ Tampa Bay	269 yards	Tyreek Hill	
Opp	1/2/2022	@ Cincinnati	266 yards	Ja'Marr Chase	
300+ YARDS RECEIVING					
KC				* Never Has Happened *	
Opp				* Never Has Happened *	
COMBINED YARDS					
100-YARD RUSHER AND 300-YARD PASSER					

THE LAST TIME

KC	11/20/2022	@ L.A. Chargers	107 yards 329 yards	Isiah Pacheco Patrick Mahomes	
Opp	10/14/2018	@ New England	106 yards 340 yards	Sony Michel Tom Brady	
100-YARD RECEIVER AND 300-YARD PASSER					
KC	10/22/2023	vs. L.A. Chargers	179 yards 424 yards	Travis Kelce Patrick Mahomes	
Opp	10/16/2022	vs. Buffalo	148 yards 329 yards	Stefon Diggs Josh Allen	
100-YARD RUSHER AND 100-YARD RECEIVER					
KC	12/31/2023	vs. Cincinnati	130 yards 127 yards	Isiah Pacheco Rashee Rice	
Opp	9/5/2024	vs. Baltimore	122 yards 111 yards	Lamar Jackson Isaiah Likely	
100-YARD RUSHER, 300-YARD PASSER, 100-YARD RECEIVER					
KC	11/20/2022	@ L.A. Chargers	107 yards 329 yards 115 yards	Isiah Pacheco Patrick Mahomes Travis Kelce	
Opp	12/1/2013	vs. Denver	117 yards 403 yards 174 yards	Montee Ball Peyton Manning Eric Decker	
100-YARD RUSHER/TWO 100-YARD RECEIVERS					
KC	12/3/2006	@ Cleveland	110 yards 105/117 yards	Larry Johnson Tony Gonzalez/Eddie Kennison	
Opp	12/1/2013	vs. Denver	117 yards 174/106 yards	Montee Ball Eric Decker/Demaryius Thomas	
TWO 100-YARD RECEIVERS/300-YARD PASSER					
KC	10/23/2022	@ San Francisco	124/111 yards 423 yards	Juju Smith-Schuster/Marquez Valdes-Scantling Patrick Mahomes	
Opp	9/16/2018	@ Pittsburgh	138/121 yards 452 yards	Jesse James/Juju Smith-Schuster Ben Roethlisberger	
DEFENSE					
INTERCEPTED PASS RETURNED FOR A TOUCHDOWN					
KC	12/11/2022	@ Denver	47 yards	Willie Gay	(4:43) 3-R.Wilson pass short middle intended for 89-B.Johnson INTERCEPTED by 50-W.Gay at DEN 47. 50-W.Gay for 47 yards, TOUCHDOWN. DEN-89-B.Johnson was injured during the play.
Opp	12/25/2023	vs. Las Vegas	33 yards	Jack Jones	(4:55) (Shotgun) 15-P.Mahomes pass short right intended for 84-Ju.Watson INTERCEPTED by 18-J.Jones at KC 33. 18-J.Jones for 33 yards, TOUCHDOWN.
FUMBLE RETURNED FOR A TOUCHDOWN					
KC	9/15/2024	vs. Cincinnati	38 yards	Chamarri Conner	(14:52) (Shotgun) 9-J.Burrow sacked at CIN 34 for 0 yards (sack split by 98-T.Wharton and 51-M.Danna). FUMBLES (98-T.Wharton) [51-M.Danna], RECOVERED by KC-27-C.Conner at CIN 38. 27-C.Conner for 38 yards, TOUCHDOWN.
Opp	11/10/2019	@ Tennessee	53 yards	Rashaan Evans	(6:28) (Shotgun) 26-Dam.Williams up the middle to TEN 45 for -1 yards (51-D.Long). FUMBLES (51-D.Long), RECOVERED by TEN-54-R.Evans at TEN 47. 54-R.Evans for 53 yards, TOUCHDOWN.
SAFETY SCORED					
KC	10/23/2022	@ San Francisco		Frank Clark	(8:55) (Shotgun) 10-J.Garoppolo sacked in End Zone for -6 yards, SAFETY (55-F.Clark).
Opp	10/1/2023	@ N.Y. Jets	(13:27) (Shotgun) 15-P.Mahomes pass incomplete deep right to 11-M.Valdes-Scantling (3-J.Whitehead) [47-B.Huff]. PENALTY on KC-74-J.Taylor, Face Mask, 7 yards, enforced in End Zone, SAFETY - No Play.		
SHUTOUT					
KC	10/23/2011	@ Oakland	Kansas City 28, Las Vegas 0		
Opp	12/16/2012	@ Oakland	Las Vegas 15, Kansas City 0		
FIVE+ SACK GAME					
KC	9/6/1998	vs. Oakland	6.0 sk	Derrick Thomas	
Opp			* Never Has Happened *		
FOUR SACK GAME					
KC	12/28/2014	vs. San Diego	4.0 sk	Justin Houston	
Opp	11/9/2003	vs. Cleveland	4.0 sk	Andra Davis	
THREE SACK GAME					
KC	11/21/2021	vs. Dallas	3.5 sk	Chris Jones	
Opp	12/25/2023	vs. Las Vegas	3.0 sk	Malcolm Koonce	
TWO SACK GAME					
KC	12/31/2023	vs. Cincinnati	2.0 sk	Justin Reid	
Opp	9/15/2024	vs. Cincinnati	2.0 sk	Trey Hendrickson	
FOUR OR MORE INTERCEPTION GAME					
KC	9/29/1985	vs. Seattle	4 ints	Derron Cherry	
Opp	10/7/2001	@ Denver	4 int	Deltha O'Neal	
TWO INTERCEPTIONS BY TEAMMATES					

THE LAST TIME

KC				* Never Has Happened *	
Opp				* Never Has Happened *	
THREE INTERCEPTION GAME					
KC	11/27/2005	vs. New England	3 int	Greg Wesley	
Opp	10/1/1989	@ Cincinnati	3 ints	David Fulcher	
TWO INTERCEPTION GAME					
KC	9/19/2021	@ Baltimore	2 int	Tyrann Mathieu	
Opp	12/11/2022	@ Denver	2 int	Josey Jewell	
70+ YARD INTERCEPTION RETURN					
KC	9/15/2022	vs. L.A. Chargers	99t yards	Jaylen Watson	
Opp	1/1/2017	@ San Diego	90t yards	Jahleel Addae	
TWO INTERCEPTIONS					
KC	9/19/2021	@ Baltimore	2 ints	Tyrann Mathieu	
Opp	12/11/2022	@ Denver	2 ints	Josey Jewell	
THREE INTERCEPTIONS					
KC	11/27/2005	vs. New England	3 ints	Greg Wesley	
Opp				* Never Has Happened *	
FOUR INTERCEPTIONS					
KC				* Never Has Happened *	
Opp	10/7/2001	@ Denver	4 ints	Deltha O'Neal	
LESS THAN 25 RUSHING YARDS					
KC	12/16/2012	@ Oakland	10 yards		Las Vegas 15, Kansas City 0
Opp	10/2/2022	@ Tampa Bay	3 yards		Kansas City 41, Tampa Bay 31
LESS THAN 50 RUSHING YARDS					
KC	12/17/2023	@ New England	43 yards		Kansas City 27, New England 17
Opp	10/2/2022	@ Tampa Bay	3 yards		Kansas City 41, Tampa Bay 31
LESS THAN 100 RUSHING YARDS					
KC	9/22/2024	@ Atlanta	82 yards		Kansas City 22, Atlanta 17
Opp	9/5/2024	vs. Baltimore	72 yards		Kansas City 27, Baltimore 20
LESS THAN 50 NET PASSING YARDS					
KC	12/30/2012	@ Denver	26 yards		Denver 38, Kansas City 3
Opp	12/25/2023	vs. Las Vegas	48 yards		Las Vegas 20, Kansas City 14
LESS THAN 100 NET PASSING YARDS					
KC	12/30/2012	@ Denver	26 yards		Denver 38, Kansas City 3
Opp	12/25/2023	vs. Las Vegas	48 yards		Las Vegas 20, Kansas City 14
LESS THAN 150 NET PASSING YARDS					
KC	9/15/2024	vs. Cincinnati	137 yards		Kansas City 26, Cincinnati 25
Opp	12/25/2023	vs. Las Vegas	48 yards		Las Vegas 20, Kansas City 14
LESS THAN 150 YARDS NET OFFENSE					
KC	12/1/2002	vs. Arizona	122 yards		Kansas City 49, Arizona 0
Opp	12/30/2012	@ Denver	119 yards		Denver 38, Kansas City 3
LESS THAN 200 YARDS NET OFFENSE					
KC	10/12/2023	vs. Denver	197 yards		Kansas City 19, Denver 8
Opp	11/30/2014	vs. Denver	151 yards		Denver 29, Kansas City 16
LESS THAN 300 YARDS NET OFFENSE					
KC	12/31/2023	vs. Cincinnati	263 yards		Kansas City 25, Cincinnati 17
Opp	9/15/2024	vs. Cincinnati	286 yards		Kansas City 26, Cincinnati 25
FORCED FOUR TURNOVERS					
KC	10/10/2021	vs. Buffalo	4 to		Buffalo 38, Kansas City 20
Opp	10/25/2020	@ Denver	4 to		Kansas City 43, Denver 16
FORCED FIVE+ TURNOVERS					
KC	10/29/2023	@ Denver	5 to		Denver 24, Kansas City 9
Opp	12/12/2021	vs. Las Vegas	5 to		Kansas City 48, Las Vegas 9
AT LEAST ONE TURNOVER					
KC	9/22/2024	@ Atlanta	1 to		Kansas City 22, Atlanta 17
Opp	9/22/2024	@ Atlanta	1 to		Kansas City 22, Atlanta 17
FORCED THREE+ TURNOVERS					
KC	10/12/2023	vs. Denver	3 to		Kansas City 19, Denver 8
Opp	9/15/2024	vs. Cincinnati	3 to		Kansas City 26, Cincinnati 25
SPECIAL TEAMS					
KICKOFF RETURNED FOR A TOUCHDOWN					
KC	10/25/2020	@ Denver	102 yards	Byron Pringle	8-B.McManus kicks 67 yards from DEN 35 to KC -2. 13-B.Pringle for 102 yards, TOUCHDOWN.
Opp	9/28/2020	@ Baltimore	93 yards	Devin Duvernay	7-H.Butker kicks 58 yards from KC 35 to BLT 7. 13-D.Duvernay for 93 yards, TOUCHDOWN.



THE LAST TIME

PUNT RETURNED FOR A TOUCHDOWN					
KC	12/13/2020	@ Miami	67 yards	Mecole Hardman	(13:04) 2-M.Haack punts 37 yards to KC 33, Center-50-B.Ferguson. 17-M.Hardman for 67 yards, TOUCHDOWN.
Opp	12/9/2012	@ Cleveland	93 yards	Travis Benjamin	(15:00) (Punt formation) 2-D.Colquitt punts 41 yards to CLV 7, Center-43-T.Gafford. 80-T.Benjamin for 93 yards, TOUCHDOWN. Longest Punt Return in Cleveland Franchise History
BLOCKED FIELD GOAL RETURNED FOR A TOUCHDOWN					
KC	12/6/1987	@ Cincinnati	28 yards	Kevin Ross	
Opp					* Never Has Happened *
BLOCKED PUNT RETURNED FOR A TOUCHDOWN					
KC	9/13/2009	@ Baltimore		Jon McGraw	(10:09) (Punt formation) 4-S.Koch punt is BLOCKED by 47-J.McGraw, Center-70-M.Katula, RECOVERED by KC-47-J.McGraw at BLT 0. TOUCHDOWN.
Opp	12/28/1986	@ N.Y. Jets	0 yards	Albert Lewis	
MADE FIELD GOAL OF 50 YARDS OR LONGER					
KC	9/22/2024	@ Atlanta	53 yards	Harrison Butker	(2:48) 7-H.Butker 53 yard field goal is GOOD, Center-41-J.Winchester, Holder-14-M.Araiza.
Opp	9/22/2024	@ Atlanta	54 yards	Younghoe Koo	(12:56) 6-Y.Koo 54 yard field goal is GOOD, Center-49-L.McCullough, Holder-13-B.Pinion.
BLOCKED FIELD GOAL					
KC	1/1/2023	vs. Denver	51 yards	Harrison Butker	(:05) 7-H.Butker 51 yard field goal is BLOCKED (96-E.Uwazurike), Center-41-J.Winchester, Holder-5-T.Townsend.
Opp	10/29/2023	@ Denver	38 yards	Wil Lutz	(6:40) 16-W.Lutz 38 yard field goal is BLOCKED (20-J.Reid), Center-48-M.Fraboni, Holder-9-R.Dixon, recovered by DEN-16-W.Lutz at KC 26. 16-W.Lutz to KC 27 for -1 yards (54-L.Chenal).
BLOCKED PUNT					
KC	12/8/2019	@ New England		Dustin Colquitt	(5:19) 2-D.Colquitt punt is BLOCKED by 43-N.Ebner, Center-41-J.Winchester, ball out of bounds at KC 19.
Opp	11/4/2018	@ Cleveland		Britton Colquitt	(8:10) (Punt formation) 4-B.Colquitt punt is BLOCKED by 26-Dam. Williams, Center-47-C.Hughlett, ball out of bounds at CLV 21.
MISSED POINT AFTER TOUCHDOWN ATTEMPT					
KC	9/22/2024	@ Atlanta		Harrison Butker	7-H.Butker extra point is No Good, Hit Right Upright, Center-41-J.Winchester, Holder-14-M.Araiza.
Opp	9/15/2024	vs. Cincinnati		Evan McPherson	2-E.McPherson extra point is No Good, Wide Right, Center-48-C.Adomitis, Holder-8-R.Rehkov.
POINT AFTER TOUCHDOWN ATTEMPT BLOCKED					
KC	12/1/2019	vs. Oakland		Daniel Carlson [Tanoh Kpassagnon blocked]	8-D.Carlson extra point is Blocked (92-T.Kpassagnon), Center-47-T.Sieg, Holder-6-A.Cole. DEFENSIVE TWO-POINT ATTEMPT. 35-C.Ward recovered the blocked kick. ATTEMPT SUCCEEDS.
Opp	9/20/2020	@ L.A. Chargers		Harrison Butker [Jerry Tillery blocked]	7-H.Butker extra point is Blocked (99-J.Tillery), Center-41-J.Winchester, Holder-5-T.Townsend.
SUCCESSFUL ONSIDE KICK					
KC	10/15/2017	vs. Pittsburgh		Jehu Chesson	2-D.Colquitt kicks 48 yards from KC 20 to PIT 32. RECOVERED by KC-80-J.Chesson.
Opp	11/13/2022	vs. Jacksonville		Riley Patterson	10-R.Patterson kicks onside 11 yards from JAX 35 to JAX 46. RECOVERED by JAX-10-R.Patterson.
FIVE FIELD GOALS					
KC	12/31/2023	vs. Cincinnati	6 fg	Harrison Butker: (54, 43, 27, 24, 48, 46)	
Opp	10/14/2018	@ New England	5 fg	Stephen Gostkowski: (48, 24, 39, 50, 28)	
SIX FIELD GOALS					
KC	12/31/2023	vs. Cincinnati	6 fg	Harrison Butker: (54, 43, 27, 24, 48, 46)	
Opp					* Never Has Happened *
50-59 YARD FIELD GOAL					
KC	9/22/2024	@ Atlanta	53 yards	Harrison Butker	(9:42) 7-H.Butker 21 yard field goal is GOOD, Center-41-J.Winchester, Holder-14-M.Araiza.
Opp	9/22/2024	@ Atlanta	54 yards	Younghoe Koo	(12:56) 6-Y.Koo 54 yard field goal is GOOD, Center-49-L.McCullough, Holder-13-B.Pinion.
FOUR FIELD GOALS					
KC	12/31/2023	vs. Cincinnati	6 fg	Harrison Butker: (54, 43, 27, 24, 48, 46)	
Opp	9/15/2024	vs. Cincinnati	4 fg	Evan McPherson: (22, 33, 48, 53)	
60+ YARD FIELD GOAL					
KC	10/12/2023	vs. Denver	60 yards	Harrison Butker	(2:00) 7-H.Butker 52 yard field goal is GOOD, Center-41-J.Winchester, Holder-5-T.Townsend.
Opp					* Never Has Happened *
THREE FIELD GOALS					
KC	9/22/2024	@ Atlanta	3 fg	Harrison Butker: (53, 44, 21)	
Opp	9/15/2024	vs. Cincinnati	4 fg	Evan McPherson: (22, 33, 48, 53)	
50-69 YARD PUNT RETURN					

THE LAST TIME

KC	10/22/2023	vs. L.A. Chargers	50 yards	Mecole Hardman	
Opp	12/9/2018	vs. Baltimore	55 yards	Cyrus Jones	
70-89 YARD PUNT RETURN					
KC	10/8/2017	@ Houston	82t yards	Tyreek Hill	
Opp	9/16/2012	@ Buffalo	88t yards	Leodis McKelvin	
60-69 YARD PUNT					
KC	9/15/2024	vs. Cincinnati	63 yds	Matt Araiza	
Opp	9/22/2024	@ Atlanta	65 yds	Bradley Pinion	
90+ YARD PUNT RETURN					
KC	9/9/2018	@ L.A. Chargers	91t yards	Tyreek Hill	
Opp	12/9/2012	@ Cleveland	93t yards	Travis Benjamin	
70+ YARD PUNT					
KC	12/11/2022	@ Denver	76 yds	Tommy Townsend	
Opp	9/23/2012	@ New Orleans	70 yds	Thomas Morstead	
50-69 YARD KICKOFF RETURN					
KC	12/23/2018	@ Seattle	61 yards	Tremon Smith	
Opp	10/16/2016	@ Oakland	50 yards	Jalen Richard	
PUNTED 10+ TIMES					
KC	9/8/2013	@ Jacksonville	10 punts	Dustin Colquitt	
Opp	12/14/2014	vs. Oakland	11 punts	Marquette King	
70-89 YARD KICKOFF RETURN					
KC	11/27/2016	@ Denver	86t yards	Tyreek Hill	
Opp	12/16/2021	@ L.A. Chargers	75 yards	Andre Roberts	
90+ YARD KICKOFF RETURN					
KC	10/25/2020	@ Denver	102t yards	Byron Pringle	
Opp	9/28/2020	@ Baltimore	93t yards	Devin Duvernay	
TEAM/MISCELLANEOUS					
500 TOTAL YARDS OF OFFENSE					
KC	12/18/2022	@ Houston	502 yards		Kansas City 502, Houston 219
Opp	10/14/2018	@ New England	500 yards		New England 500, Kansas City 446
400 TOTAL YARDS OF OFFENSE					
KC	10/22/2023	vs. L.A. Chargers	483 yards		Kansas City 483, L.A. Chargers 358
Opp	9/5/2024	vs. Baltimore	452 yards		Baltimore 452, Kansas City 353
TOUCHDOWN ON OFFENSE, DEFENSE AND SPECIAL TEAMS					
KC	10/25/2020	@ Denver	ST: (9:28) (Shotgun) D.Lock pass short right intended for N.Fant INTERCEPTED by D.Sorensen [A.Hitchens] at 50. D.Sorensen for 50 yards, TOUCHDOWN. DEF: (3:02) (Shotgun) C.Henne left end for 1 yard, TOUCHDOWN. DEF: (11:21) (Shotgun) P.Mahomes pass short right to T.Hill for 10 yards, TOUCHDOWN. DEF: (9:15) (Shotgun) C.Edwards-Helaire left guard for 11 yards, TOUCHDOWN. OFF: B.McManus kicks 67 yards from DEN 35 to KC -2. B.Pringle for 102 yards, TOUCHDOWN.		
Opp	* Never Has Happened *				
MADE TWO-POINT CONVERSION					
KC	12/18/2022	@ Houston		Patrick Mahomes	TWO-POINT CONVERSION ATTEMPT. 15-P.Mahomes pass to 1-J.McKinnon is complete. ATTEMPT SUCCEEDS.
Opp	12/25/2023	vs. Las Vegas		Brandon Bolden	TWO-POINT CONVERSION ATTEMPT. 34-B.Bolden rushes up the middle. ATTEMPT SUCCEEDS.
FAILED TWO-POINT CONVERSION					
KC	9/15/2024	vs. Cincinnati		Patrick Mahomes	TWO-POINT CONVERSION ATTEMPT. 15-P.Mahomes pass to 1-X.Worthy is incomplete. ATTEMPT FAILS.
Opp	12/25/2023	vs. Las Vegas		AJ Cole	(Kick formation) TWO-POINT CONVERSION ATTEMPT. 6-A.Cole rushes left end. ATTEMPT FAILS.
50 POINTS					
KC	11/19/2018	@ L.A. Rams	L.A. Rams 54, Kansas City 51		
Opp	11/19/2018	@ L.A. Rams	L.A. Rams 54, Kansas City 51		
40 POINTS					
KC	9/24/2023	vs. Chicago	Kansas City 41, Chicago 10		
Opp	10/11/2020	vs. Las Vegas	Las Vegas 40, Kansas City 32		
OVERTIME WIN					
KC	12/18/2022	@ Houston	Kansas City 30, Houston 24		
Opp	11/19/2017	@ N.Y. Giants	N.Y. Giants 12, Kansas City 9		
OVERTIME LOSS					
KC	11/19/2017	@ N.Y. Giants	N.Y. Giants 12, Kansas City 9		
Opp	12/18/2022	@ Houston	Kansas City 30, Houston 24		
OVERTIME TIE					
KC	11/19/1989	@ Cleveland	Kansas City 10, Cleveland 10		
Opp	11/19/1989	@ Cleveland	Kansas City 10, Cleveland 10		

THE LAST TIME

20 FIRST-QUARTER POINTS

KC	9/16/2018	@ Pittsburgh	Kansas City 21, Pittsburgh 0
Opp	10/2/2016	@ Pittsburgh	Pittsburgh 22, Kansas City 0

20 SECOND-QUARTER POINTS

KC	10/22/2023	vs. L.A. Chargers	Kansas City 21, L.A. Chargers 14
Opp	10/11/2020	vs. Las Vegas	Las Vegas 21, Kansas City 17

20 THIRD-QUARTER POINTS

KC	12/14/2014	vs. Oakland	Kansas City 21, Las Vegas 3
Opp	12/6/2009	vs. Denver	Denver 20, Kansas City 0

20 FOURTH-QUARTER POINTS

KC	11/19/2018	@ L.A. Rams	Kansas City 21, L.A. Rams 14
Opp	10/8/2017	@ Houston	Houston 21, Kansas City 19

SHUTOUT AT HOME

KC	10/1/2006	vs. San Francisco	Kansas City 41, San Francisco 0
Opp			* Never Has Happened *

SHUTOUT ON THE ROAD

KC	10/23/2011	@ Oakland	Kansas City 28, Las Vegas 0
Opp	12/16/2012	@ Oakland	Las Vegas 15, Kansas City 0

OVERTIME WIN AT HOME

KC	11/6/2022	vs. Tennessee	Kansas City 20, Tennessee 17
Opp	12/24/2011	vs. Oakland	Las Vegas 16, Kansas City 13

OVERTIME WIN ON THE ROAD

KC	12/18/2022	@ Houston	Kansas City 30, Houston 24
Opp	11/19/2017	@ N.Y. Giants	N.Y. Giants 12, Kansas City 9

10 PENALTIES

KC	10/8/2023	@ Minnesota	10 pen	Kansas City 27, Minnesota 20
Opp	10/23/2022	@ San Francisco	10 pen	Kansas City 44, San Francisco 23

THREE TOTAL TOUCHDOWNS

KC	9/15/2024	vs. Cincinnati	3 td	Kansas City 26, Cincinnati 25 (8:57) (Shotgun) P.Mahomes pass deep left to R.Rice for 44 yards, TOUCHDOWN. (8:25) (Shotgun) W.Morris and L.Chenal reported in as eligible. P.Mahomes pass short right to W.Morris for 1 yard, TOUCHDOWN. (14:52) (Shotgun) J.Burrow sacked at CIN 34 for 0 yards (sack split by T.Wharton and M.Danna). FUMBLES (T.Wharton) [M.Danna], RECOVERED by KC-C.Conner at CIN 38. C.Conner for 38 yards, TOUCHDOWN.
Opp	12/3/2023	@ Green Bay	3 td	Green Bay 27, Kansas City 19 (7:17) R.Newman reported in as eligible. J.Love pass short right to B.Sims for 1 yard, TOUCHDOWN. (10:44) (Shotgun) J.Love pass short middle to C.Watson for 9 yards, TOUCHDOWN. (5:28) (Shotgun) J.Love pass short right to C.Watson for 12 yards, TOUCHDOWN. Penalty on KC-L.Sneed, Defensive Holding, declined.

NO TURNOVERS

KC	11/26/2023	@ Las Vegas	0 to	Kansas City 31, Las Vegas 17
Opp	12/31/2023	vs. Cincinnati	0 to	Kansas City 25, Cincinnati 17

FOUR TOTAL TOUCHDOWNS

KC	11/26/2023	@ Las Vegas	4 td	Kansas City 31, Las Vegas 17 (6:44) (Shotgun) I.Pacheco up the middle for 1 yard, TOUCHDOWN. (:30) (Shotgun) P.Mahomes pass short left to Ju.Watson for 3 yards, TOUCHDOWN. PENALTY on KC-Ju.Watson, Taunting, 15 yards, enforced between downs. (9:18) (Shotgun) I.Pacheco up the middle for 1 yard, TOUCHDOWN. (13:48) (Shotgun) P.Mahomes pass short left to R.Rice for 39 yards, TOUCHDOWN.
Opp	12/11/2022	@ Denver	4 td	Kansas City 34, Denver 28 (1:38) (No Huddle, Shotgun) R.Wilson pass deep left to J.Jeudy for 18 yards, TOUCHDOWN. (:14) (Shotgun) R.Wilson pass short right to J.Jeudy for 5 yards, TOUCHDOWN. (13:16) (Shotgun) R.Wilson pass short right to M.Mack for 66 yards, TOUCHDOWN. (10:54) (Shotgun) B.Rypien pass short middle to J.Jeudy for 7 yards, TOUCHDOWN.

OVER 40:00 TIME OF POSSESSION (NON-OT)

KC	12/20/2020	@ New Orleans	41:14 TOP	Kansas City 32, New Orleans 29
Opp	12/3/2017	@ N.Y. Jets	42:49 TOP	N.Y. Jets 38, Kansas City 31

NO SACKS/NO INTERCEPTIONS ALLOWED

KC	9/11/2022	@ Arizona		
Opp	10/10/2021	vs. Buffalo		

SCORE TOUCHDOWN IN EACH QUARTER

KC	10/23/2022	@ San Francisco	(7, 7, 14, 16 Points)	Kansas City 44, San Francisco 23
Opp	1/2/2022	@ Cincinnati	(7, 10, 7, 10 Points)	Cincinnati 34, Kansas City 31

THE LAST TIME

30 ONE-HALF POINTS

KC	9/24/2023	vs. Chicago	34 (first half)	Kansas City 41, Chicago 10
Opp	11/19/2018	@ L.A. Rams	31 (second half)	L.A. Rams 54, Kansas City 51

WON GAME BY 20+ POINTS

KC	9/24/2023	vs. Chicago	Kansas City 41, Chicago 10
Opp	10/24/2021	@ Tennessee	Tennessee 27, Kansas City 3

National Football League Game Summary

NFL Copyright © 2024 by The National Football League. All rights reserved. This summary and play-by-play is for the express purpose of assisting media in their coverage of the game; any other use of this material is prohibited without the written permission of the National Football League.

Date: Saturday, 8/17/2024

Detroit Lions at Kansas City Chiefs

Start Time: 3:05 PM CDT

at GEHA Field at Arrowhead Stadium, Kansas City, MO

Game Day Weather

Game Weather:
Open Stadium on Natural Grass

Temp: 87° F (30.6° C) Humidity: 50%, Wind: NW 7 mph

Officials

Referee: Clark, Land (130)
Line Judge: Hutcheon, Jeff (46)
Back Judge: Freeman, Brad (88)

Umpire: King, Paul (121)
Field Judge: Walker, Jabir (26)
Replay Official: Hubbell, Bob (0)

Down Judge: Stephan, Tom (68)
Side Judge: Pender, Dominique (114)

Lineups

Detroit Lions

Offense		Defense	
WR 19	D.Peoples-Jones	DL 99	B.Martin
TE 84	S.Zylstra	DL 45	I.Ukwu
LT 70	D.Skipper	DL 94	M.Wingo
LG 74	K.Awosika	DL 93	J.Paschal
C 65	K.Eguakun	LB 42	J.Reeves-Maybin
RG 62	M.Niese	LB 51	B.Niemann
RT 75	C.Sorsdal	CB 30	K.Dorsey
TE 82	J.Mitchell	CB 29	K.Vildor
WR 88	K.Davis	CB 21	A.Robertson
QB 8	N.Sudfeld	S 6	I.Melifonwu
RB 13	C.Reynolds	S 40	B.Joseph

Kansas City Chiefs

Offense		Defense	
WR 1	X.Worthy	DE 56	G.Karlaftis
LT 76	K.Suamataia	DE 51	M.Danna
LG 66	M.Caliendo	DT 69	M.Pennel
C 52	C.Humphrey	DT 98	T.Wharton
RG 65	T.Smith	LB 54	L.Chenal
RT 77	L.Niang	LB 43	J.Cochrane
WR 4	R.Rice	LB 23	D.Tranquill
WR 84	Ju.Watson	CB 22	T.McDuffie
TE 87	T.Kelce	CB 2	J.Williams
QB 15	P.Mahomes	DB 27	C.Conner
RB 10	I.Pacheco	S 6	B.Cook

Substitutions

WR 1 M.Alexander, QB 2 H.Hooker, P 3 J.Fox, WR 10 T.Smith, WR 12 D.Fountain, CB 17 E.Bassey, CB 24 S.Gilmore, LB 25 T.Summers, RB 27 Z.Knight, RB 33 S.Vaki, S 35 C.Garnes, CB 36 J.Guidry, RB 36 J.Funk, S 38 C.Moore, TE 43 P.Hesse, K 43 J.Bates, LS 47 S.Daly, S 48 L.Strickland, LS 49 H.Hatten, LB 50 M.Agude, LB 52 M.Jefferson, LB 59 A.Beauplan, OL 59 G.Manu, OL 63 D.Clemens, C 64 B.Hudson, G 67 J.Burton, DL 69 P.O'Connor, T 72 J.Jones, WR 80 J.Calhoun, WR 83 I.Williams, WR 85 T.Kennedy, TE 86 S.McKeon, DL 90 C.Smith, DL 95 M.Betts

Substitutions

QB 2 I.Book, K 7 H.Butker, WR 8 J.Ross, RB 9 L.Rees-Zammit, QB 11 C.Wentz, TE 12 J.Wiley, S 13 N.Johnson, QB 13 C.Oladokun, WR 14 C.Powell, DB 17 K.Hadden, WR 17 M.Hardman, WR 19 K.Toney, DB 21 J.Hicks, CB 24 K.Joseph, WR 24 S.Moore, DB 26 D.Bush, LB 29 C.Jacobs, CB 30 C.Roland-Wallace, RB 30 K.Ingram, CB 31 N.Jones, RB 34 D.Prince, CB 38 D.Miller, CB 39 K.Taylor, RB 39 E.Bailey, CB 40 E.Boye-Doe, LS 41 J.Winchester, FB 42 C.Steele, LB 44 Ca.Jones, CB 45 M.Battle, S 46 T.Gillespie, TE 47 B.Cupp, LB 48 C.Christiansen, P 49 M.Araiza, LB 50 O.Carney, LB 55 S.Bozeman, DE 57 T.Jones, OL 60 H.Nourzad, OL 61 C.Hanson, OT 68 G.McDowell, OT 72 C.Godrick, OT 75 E.Driskell, G 79 N.Torres, WR 80 M.Washington, WR 81 N.Remigio, TE 82 I.Smith, TE 83 N.Gray, TE 85 G.Spivey, WR 88 P.Brooks, DE 92 N.Farrell, DT 93 M.Dickerson, DE 94 M.Herring, DT 96 A.Gubner, DE 97 F.Anudike-Uzomah, DT 99 F.Lovett

Did Not Play

CB 0 T.Arnold, CB 4 E.Moseley, RB 5 D.Montgomery, WR 9 J.Williams, WR 11 K.Raymond, WR 14 A.St. Brown, CB 15 E.Rakestraw, QB 16 J.Goff, QB 18 J.Fromm, CB 23 C.Davis, RB 26 J.Gibbs, RB 28 J.Jefferson, S 31 K.Joseph, DB 32 B.Branch, LB 34 A.Anzalone, LB 41 J.Houston, LB 44 M.Rodriguez, LB 46 J.Campbell, DL 54 A.McNeill, LB 55 D.Barnes, T 58 P.Sewell, OL 60 G.Glasgow, DL 61 D.Bada, DL 65 K.Peko, T 68 T.Decker, G 71 K.Zeitler, OL 73 C.Mahogany, C 77 F.Ragnow, DL 79 J.Cominsky, TE 87 S.LaPorta, TE 89 B.Wright, DL 91 L.Onwuzurike, DL 92 M.Davenport, DL 97 A.Hutchinson, DL 98 D.Reader

Did Not Play

WR 5 M.Brown, S 20 J.Reid, RB 25 C.Edwards-Helaire, WR 29 K.Sheets, LB 32 N.Bolton, CB 35 Ja.Watson, DE 53 B.Thompson, G 62 J.Thuney, OL 64 W.Morris, G 70 M.Mettauer, T 74 J.Taylor, WR 89 J.Hayek, DE 90 C.Omenihu, DT 91 D.Nnadi, DT 95 C.Jones

Not Active

Not Active

Field Goals (made () & missed)

J.Bates (55) (23) (32) (43)

H.Butker (33) (37) (56)

		1	2	3	4	OT	Total
VISITOR:	Detroit Lions	0	12	3	9	0	24
HOME:	Kansas City Chiefs	13	3	0	7	0	23

National Football League Game Summary

NFL Copyright © 2024 by The National Football League. All rights reserved. This summary and play-by-play is for the express purpose of assisting media in their coverage of the game; any other use of this material is prohibited without the written permission of the National Football League.

Scoring Plays

Team	Qtr	Time	Play Description (Extra Point) (Drive Info)	Visitor	Home
Chiefs	1	12:16	H.Butker 33 yd. Field Goal (8-61, 2:44)	0	3
Chiefs	1	3:21	H.Butker 37 yd. Field Goal (12-51, 5:13)	0	6
Chiefs	1	1:47	X.Worthy 22 yd. pass from C.Wentz (H.Butker kick) (3-25, 1:26)	0	13
Lions	2	14:12	J.Bates 55 yd. Field Goal (7-33, 2:35)	3	13
Lions	2	6:52	K.Davis 61 yd. pass from N.Sudfeld (kick failed, wl) (4-89, 2:05)	9	13
Chiefs	2	4:00	H.Butker 56 yd. Field Goal (5-27, 2:52)	9	16
Lions	2	0:08	J.Bates 23 yd. Field Goal (15-83, 2:05)	12	16
Lions	3	3:15	J.Bates 32 yd. Field Goal (14-75, 6:59)	15	16
Chiefs	4	9:25	C.Powell 64 yd. pass from C.Oladokun (H.Butker kick) (3-84, 1:32)	15	23
Lions	4	5:29	H.Hooker 7 yd. run (pass failed) (7-70, 3:56)	21	23
Lions	4	0:00	J.Bates 43 yd. Field Goal (5-14, 1:44)	24	23

Paid Attendance: 73,344

Time: 3:08

Detroit Lions vs Kansas City Chiefs
8/17/2024 at GEHA Field at Arrowhead Stadium

Final Individual Statistics

Detroit Lions

Kansas City Chiefs

RUSHING							RUSHING						
	ATT	YDS	AVG	LG	TD		ATT	YDS	AVG	LG	TD		
Z.Knight	8	36	4.5	13	0	D.Prince	7	47	6.7	41	0		
S.Vaki	6	22	3.7	6	0	X.Worthy	1	11	11.0	11	0		
J.Funk	8	13	1.6	5	0	C.Steele	3	8	2.7	4	0		
H.Hooker	5	11	2.2	9	1	K.Ingram	1	4	4.0	4	0		
I.Williams	1	11	11.0	11	0	C.Oladokun	1	3	3.0	3	0		
N.Sudfeld	1	10	10.0	10	0	I.Pacheco	1	2	2.0	2	0		
T.Kennedy	1	9	9.0	9	0	E.Bailey	2	0	0.0	1	0		
C.Reynolds	1	5	5.0	5	0	I.Book	1	0	0.0	0	0		
						C.Wentz	1	-1	-1.0	-1	0		
Total	31	117	3.8	13	1	Total	18	74	4.1	41	0		

PASSING									PASSING								
	ATT	CMP	YDS	SK/YD	TD	LG	IN	RT		ATT	CMP	YDS	SK/YD	TD	LG	IN	RT
N.Sudfeld	27	14	196	0/0	1	61	1	72.5	P.Mahomes	14	8	93	0/0	0	39	0	77.4
H.Hooker	15	12	150	1/4	0	37	0	108.3	C.Wentz	10	5	31	1/8	1	22	0	90.0
									C.Oladokun	7	6	99	1/14	1	64	0	158.3
									I.Book	4	2	16	1/15	0	12	0	60.4
Total	42	26	346	1/4	1	61	1	86.0	Total	35	21	239	3/37	2	64	0	99.6

PASS RECEIVING								PASS RECEIVING							
	TAR	REC	YDS	AVG	LG	TD		TAR	REC	YDS	AVG	LG	TD		
I.Williams	8	6	71	11.8	37	0	R.Rice	5	4	35	8.8	14	0		
S.Vaki	4	4	60	15.0	20	0	X.Worthy	6	3	62	20.7	39	1		
T.Kennedy	5	3	31	10.3	14	0	N.Remigio	3	2	16	8.0	12	0		
K.Davis	7	2	64	32.0	61	1	I.Smith	2	2	11	5.5	8	0		
M.Alexander	3	2	40	20.0	28	0	C.Steele	2	2	-3	-1.5	6	0		
J.Funk	3	2	27	13.5	16	0	C.Powell	2	1	64	64.0	64	1		
D.Fountain	3	2	15	7.5	9	0	Ju.Watson	1	1	20	20.0	20	0		
J.Mitchell	1	1	13	13.0	13	0	B.Cupp	1	1	12	12.0	12	0		
J.Calhoun	1	1	12	12.0	12	0	T.Kelce	1	1	8	8.0	8	0		
D.Peoples-Jones	4	1	5	5.0	5	0	D.Prince	2	1	7	7.0	7	0		
S.Zylstra	2	1	5	5.0	5	0	J.Wiley	1	1	6	6.0	6	0		
C.Reynolds	1	1	3	3.0	3	0	K.Ingram	1	1	5	5.0	5	0		
							K.Toney	2	1	-4	-4.0	-4	0		
							J.Ross	2	0	0	0.0	0	0		
							M.Hardman	2	0	0	0.0	0	0		
Total	42	26	346	13.3	61	1	Total	33	21	239	11.4	64	2		

INTERCEPTIONS							INTERCEPTIONS						
	NO	YDS	AVG	LG	TD		NO	YDS	AVG	LG	TD		
Total	0	0	0	0	0	K.Taylor	1	0	0.0	0	0		
						Total	1	0	0.0	0	0		

PUNTING								PUNTING							
	NO	YDS	AVG	NET	TB	IN20	LG		NO	YDS	AVG	NET	TB	IN20	LG
J.Fox	4	216	54.0	33.5	1	1	71	M.Araiza	6	295	49.2	42.3	0	4	61
Total	4	216	54.0	33.5	1	1	71	Total	6	295	49.2	42.3	0	4	61

PUNT RETURNS								PUNT RETURNS							
	NO	YDS	AVG	FC	LG	TD		NO	YDS	AVG	FC	LG	TD		
I.Williams	3	41	13.7	2	20	0	N.Remigio	1	42	42.0	0	42	0		
[DOWNED]	1	0	0.0	0	0	0	M.Washington	1	13	13.0	0	13	0		
							K.Toney	1	7	7.0	0	7	0		
							[TOUCHBACK]	1	0	0.0	0	0	0		
Total	3	41	13.7	2	20	0	Total	3	62	20.7	0	42	0		

KICKOFF RETURNS								KICKOFF RETURNS							
	NO	YDS	AVG	FC	LG	TD		NO	YDS	AVG	FC	LG	TD		
T.Kennedy	1	27	27.0	0	27	0	S.Moore	2	71	35.5	0	43	0		
S.Vaki	1	19	19.0	0	19	0	C.Steele	1	36	36.0	0	36	0		
J.Calhoun	1	19	19.0	0	19	0	N.Remigio	1	31	31.0	0	31	0		
K.Davis	1	19	19.0	0	19	0	L.Rees-Zammit	1	27	27.0	0	27	0		
[TOUCHBACK]	2	0	0.0	0	0	0	P.Brooks	1	27	27.0	0	27	0		
Total	4	84	21.0	0	27	0	Total	6	192	32.0	0	43	0		

Detroit Lions vs Kansas City Chiefs
8/17/2024 at GEHA Field at Arrowhead Stadium

Final Individual Statistics

Detroit Lions

FUMBLES	FUM	LOST	OWN-REC	YDS	TD	FORCED	OPP-REC	YDS	TD	OUT-BDS
J.Calhoun	1	1	0	0	0	0	0	0	0	0
I.Williams	1	0	0	0	0	0	0	0	0	0
H.Hooker	1	1	0	-2	0	0	0	0	0	0
C.Moore	0	0	1	0	0	0	0	0	0	0
M.Agude	0	0	0	0	0	1	0	0	0	0
B.Joseph	0	0	0	0	0	1	0	0	0	0
J.Paschal	0	0	0	0	0	1	0	0	0	0
A.Beauplan	0	0	0	0	0	0	1	3	0	0
Total	3	2	1	-2	0	3	1	3	0	0

Kansas City Chiefs

FUMBLES	FUM	LOST	OWN-REC	YDS	TD	FORCED	OPP-REC	YDS	TD	OUT-BDS
I.Book	2	1	2	0	0	0	0	0	0	0
X.Worthy	1	0	1	0	0	0	0	0	0	0
G.McDowell	1	0	0	-7	0	0	0	0	0	0
Ca.Jones	0	0	0	0	0	1	0	0	0	0
K.Joseph	0	0	0	0	0	1	0	0	0	0
T.Jones	0	0	0	0	0	0	1	0	0	0
C.Steele	0	0	0	0	0	0	1	0	0	0
Total	4	1	3	-7	0	2	2	0	0	0

Detroit Lions vs Kansas City Chiefs
8/17/2024 at GEHA Field at Arrowhead Stadium

Final Team Statistics

	Visitor Lions	Home Chiefs
TOTAL FIRST DOWNS	24	13
By Rushing	7	2
By Passing	17	10
By Penalty	0	1
THIRD DOWN EFFICIENCY	7-16-43.8%	4-14-28.6%
FOURTH DOWN EFFICIENCY	0-0-0.0%	0-0-0.0%
TOTAL NET YARDS	459	276
Total Offensive Plays (inc. times thrown passing)	74	56
Average gain per offensive play	6.2	4.9
NET YARDS RUSHING	117	74
Total Rushing Plays	31	18
Average gain per rushing play	3.8	4.1
Tackles for a loss-number and yards	1-3	4-12
NET YARDS PASSING	342	202
Times thrown - yards lost attempting to pass	1-4	3-37
Gross yards passing	346	239
PASS ATTEMPTS-COMPLETIONS-HAD INTERCEPTED	42-26-1	35-21-0
Avg gain per pass play (inc.# thrown passing)	8.0	5.3
KICKOFFS Number-In End Zone-Touchbacks	6-5-0	6-3-2
PUNTS Number and Average	4-54.0	6-49.2
Had Blocked	0	0
FGs - PATs Had Blocked	0-0	0-0
Net Punting Average	33.5	42.3
TOTAL RETURN YARDAGE (Not Including Kickoffs)	41	62
No. and Yards Punt Returns	3-41	3-62
No. and Yards Kickoff Returns	4-84	6-192
No. and Yards Interception Returns	0-0	1-0
PENALTIES Number and Yards	6-40	7-55
FUMBLES Number and Lost	3-2	4-1
TOUCHDOWNS	2	2
Rushing	1	0
Passing	1	2
EXTRA POINTS Made-Attempts	0-2	2-2
Kicking Made-Attempts	0-1	2-2
Passing Made-Attempts	0-1	0-0
FIELD GOALS Made-Attempts	4-4	3-3
RED ZONE EFFICIENCY	1-5-20%	0-2-0%
GOAL TO GO EFFICIENCY	1-3-33%	0-0-0%
SAFETIES	0	0
FINAL SCORE	24	23
TIME OF POSSESSION	32:00	28:00

Detroit Lions vs Kansas City Chiefs
8/17/2024 at GEHA Field at Arrowhead Stadium

Ball Possession And Drive Chart

Detroit Lions

#	Time Recd	Time Lost	Time Poss	How Ball Obtained	Drive Began	# Play	Yds Gain	Yds Pen	Net Yds	1st Down	Last Scrm	How Given Up
1	12:16	8:34	3:42	Kickoff	DET 23	7	25	0	25	2	DET 48	Punt
2	3:21	3:13	0:08	Kickoff		0	0	0	0	0		Fumble
3	1:47	14:12	2:35	Kickoff	DET 30	7	33	0	33	2	KC 37	Field Goal
4	12:10	10:38	1:32	Punt	DET 25	4	14	0	14	1	DET 39	Punt
5	8:57	6:52	2:05	Punt	DET 11	4	89	0	89	3	DET 39	Touchdown
6	4:00	3:48	0:12	Kickoff	DET 26	1	0	0	0	0	DET 26	Interception
7	2:13	0:08	2:05	Punt	DET 12	15	83	0	83	5	* KC 5	Field Goal
8	15:00	12:04	2:56	Kickoff	DET 23	6	26	-5	21	1	DET 44	Punt
9	10:14	3:15	6:59	Punt	DET 11	14	85	-10	75	4	* KC 14	Field Goal
10	14:18	10:57	3:21	Punt	DET 9	5	17	0	17	1	DET 26	Punt
11	9:25	5:29	3:56	Kickoff	DET 30	7	70	0	70	4	* KC 7	Touchdown
12	2:59	2:14	0:45	Fumble	KC 7	3	1	0	1	0	* KC 4	Fumble
13	1:44	0:00	1:44	Punt	KC 38	5	14	0	14	1	* KC 24	Field Goal

(355) Average DET 30

Kansas City Chiefs

#	Time Recd	Time Lost	Time Poss	How Ball Obtained	Drive Began	# Play	Yds Gain	Yds Pen	Net Yds	1st Down	Last Scrm	How Given Up
1	15:00	12:16	2:44	Kickoff	KC 24	8	61	0	61	2	* DET 15	Field Goal
2	8:34	3:21	5:13	Punt	KC 30	12	51	0	51	4	* DET 19	Field Goal
3	3:13	1:47	1:26	Fumble	DET 25	3	25	0	25	1	DET 22	Touchdown
4	14:12	12:10	2:02	Kickoff	KC 29	3	8	-5	3	0	KC 32	Punt
5	10:38	8:57	1:41	Punt	KC 26	4	10	-5	5	0	KC 31	Punt
6	6:52	4:00	2:52	Kickoff	KC 35	5	37	-10	27	1	DET 38	Field Goal
7	3:48	2:13	1:35	Interception	DET 46	3	-3	0	-3	0	DET 49	Punt
8	0:08	0:00	0:08	Kickoff	KC 16	1	-1	0	-1	0	KC 16	End of Half
9	12:04	10:14	1:50	Punt	KC 47	3	6	-5	1	0	KC 48	Punt
10	3:15	14:18	3:57	Kickoff	KC 47	6	-3	5	2	2	KC 49	Punt
11	10:57	9:25	1:32	Punt	KC 16	3	84	0	84	2	KC 36	Touchdown
12	5:29	2:59	2:30	Kickoff	KC 15	5	-5	0	-5	1	KC 25	Fumble
13	2:14	1:44	0:30	Fumble	KC 6	3	-1	0	-1	0	KC 5	Punt

(420) Average KC 32

* inside opponent's 20

Time of Possession by Quarter

	1st	2nd	3rd	4th	OT	Total
Visitor Detroit Lions	5:37	6:42	9:55	9:46		32:00
Home Kansas City Chiefs	9:23	8:18	5:05	5:14		28:00

Kickoff Drive No.-Start Average

Lions: 5 - DET 26 Chiefs: 6 - KC 28

Detroit Lions vs Kansas City Chiefs
8/17/2024 at GEHA Field at Arrowhead Stadium

Final Defensive Statistics

Detroit Lions	Regular Defensive Plays											Special Teams					Misc			
	TKL	AST	COMB	SK	/ YDS	TFL	Q	IN	PD	FF	FR	TKL	AST	FF	FR	BL	TKL	AST	FF	FR
A.Beauplan	4	1	5	0	0	2	0	0	0	0	1	0	0	0	0	0	0	0	0	0
M.Agude	4	0	4	0	0	2	1	0	0	1	0	0	0	0	0	0	0	0	0	0
B.Joseph	3	1	4	0	0	0	0	0	0	1	0	1	0	0	0	0	0	0	0	0
K.Dorsey	3	1	4	0	0	1	0	0	0	0	0	1	0	0	0	0	0	0	0	0
B.Niemann	2	2	4	0	0	0	0	0	0	0	0	0	1	0	0	0	0	0	0	0
A.Robertson	1	2	3	0	0	0	0	0	1	0	0	0	0	0	0	0	0	0	0	0
B.Martin	1	2	3	0	0	0	0	0	0	0	0	0	0	0	0	0	0	0	0	0
L.Strickland	1	2	3	0	0	1	0	0	0	0	0	0	0	0	0	0	0	0	0	0
J.Paschal	2	0	2	1	15	1	1	0	0	1	0	0	0	0	0	0	0	0	0	0
K.Vildor	2	0	2	0	0	0	0	0	1	0	0	0	0	0	0	0	0	0	0	0
T.Summers	0	2	2	0	0	0	0	0	0	0	0	1	0	0	0	0	0	0	0	0
P.O'Connor	0	2	2	0	0	0	0	0	0	0	0	0	0	0	0	0	0	0	0	0
M.Betts	1	0	1	1	8	1	1	0	0	0	0	0	0	0	0	0	0	0	0	0
I.Ukwu	1	0	1	1	14	1	1	0	0	0	0	0	0	0	0	0	0	0	0	0
C.Moore	1	0	1	0	0	0	0	0	0	0	0	0	1	0	1	0	0	0	0	0
I.Melifonwu	1	0	1	0	0	0	0	0	0	0	0	0	0	0	0	0	0	0	0	0
C.Garnes	1	0	1	0	0	0	0	0	0	0	0	0	0	0	0	0	0	0	0	0
S.Gilmore	1	0	1	0	0	0	0	0	0	0	0	0	0	0	0	0	0	0	0	0
J.Reeves-Maybin	0	1	1	0	0	0	0	0	1	0	0	0	1	0	0	0	0	0	0	0
J.Guidry	0	1	1	0	0	0	0	0	0	0	0	1	0	0	0	0	0	0	0	0
M.Wingo	0	1	1	0	0	0	0	0	0	0	0	0	0	0	0	0	0	0	0	0
Z.Knight	0	0	0	0	0	0	0	0	0	0	0	1	0	0	0	0	0	0	0	0
E.Bassey	0	0	0	0	0	0	0	0	0	0	0	1	0	0	0	0	0	0	0	0
S.Vaki	0	0	0	0	0	0	0	0	0	0	0	0	1	0	0	0	0	0	0	0
K.Davis	0	0	0	0	0	0	0	0	0	0	0	0	1	0	0	0	0	0	0	0
S.McKeon	0	0	0	0	0	0	0	0	0	0	0	0	1	0	0	0	0	0	0	0
D.Peoples-Jones	0	0	0	0	0	0	0	0	0	0	0	0	0	0	0	0	1	0	0	0
Total	29	18	47	3	37	9	4	0	3	3	1	6	6	0	1	0	1	0	0	0

TKL = Tackle AST = Assist COMB = Combined QH=QB Hit IN = Interception PD = Pass Defense FF = Forced Fumble FR = Fumble Recovery

Detroit Lions vs Kansas City Chiefs
8/17/2024 at GEHA Field at Arrowhead Stadium

Final Defensive Statistics

Kansas City Chiefs	Regular Defensive Plays											Special Teams					Misc			
	TKL	AST	COMB	SK	/ YDS	TFL	QH	IN	PD	FF	FR	TKL	AST	FF	FR	BL	TKL	AST	FF	FR
C.Roland-Wallace	4	5	9	0	0	0	0	0	1	0	0	0	0	0	0	0	0	0	0	0
S.Bozeman	4	3	7	0	0	0	0	0	0	0	0	0	0	0	0	0	0	0	0	0
Ca.Jones	2	4	6	0	0	0	0	0	0	0	0	1	0	1	0	0	0	0	0	0
J.Hicks	3	2	5	0	0	0	0	0	1	0	0	1	0	0	0	0	0	0	0	0
K.Joseph	3	2	5	0	0	0	0	0	0	0	0	1	0	1	0	0	0	0	0	0
C.Conner	2	3	5	0	0	0	0	0	0	0	0	0	0	0	0	0	0	0	0	0
C.Christiansen	0	5	5	0	0	0	0	0	0	0	0	0	0	0	0	0	0	0	0	0
M.Herring	2	2	4	0	0	0	2	0	0	0	0	0	0	0	0	0	0	0	0	0
D.Miller	2	2	4	0	0	0	0	0	0	0	0	1	0	0	0	0	0	0	0	0
C.Jacobs	2	2	4	0	0	1	0	0	0	0	0	0	0	0	0	0	0	0	0	0
N.Farrell	2	1	3	0.5	2	0	1	0	0	0	0	0	0	0	0	0	0	0	0	0
T.Jones	1	1	2	0.5	2	1	1	0	0	0	1	0	0	0	0	0	0	0	0	0
F.Anudike-Uzomah	1	1	2	0	0	0	1	0	1	0	0	0	0	0	0	0	0	0	0	0
M.Dickerson	0	2	2	0	0	0	0	0	0	0	0	0	0	0	0	0	0	0	0	0
E.Boye-Doe	0	2	2	0	0	0	0	0	0	0	0	0	0	0	0	0	0	0	0	0
G.Karlaftis	1	0	1	0	0	0	1	0	0	0	0	0	0	0	0	0	0	0	0	0
J.Williams	1	0	1	0	0	0	0	0	0	0	0	0	0	0	0	0	0	0	0	0
L.Chenal	1	0	1	0	0	0	0	0	0	0	0	0	0	0	0	0	0	0	0	0
O.Carney	1	0	1	0	0	0	0	0	0	0	0	0	0	0	0	0	0	0	0	0
K.Taylor	0	1	1	0	0	0	0	1	1	0	0	0	0	0	0	0	0	0	0	0
J.Cochrane	0	1	1	0	0	0	0	0	0	0	0	1	0	0	0	0	0	0	0	0
D.Bush	0	1	1	0	0	0	0	0	0	0	0	0	1	0	0	0	0	0	0	0
M.Pennel	0	1	1	0	0	0	0	0	0	0	0	0	0	0	0	0	0	0	0	0
T.Wharton	0	1	1	0	0	0	0	0	0	0	0	0	0	0	0	0	0	0	0	0
F.Lovett	0	1	1	0	0	0	0	0	0	0	0	0	0	0	0	0	0	0	0	0
N.Jones	0	1	1	0	0	0	0	0	0	0	0	0	0	0	0	0	0	0	0	0
M.Araiza	0	0	0	0	0	0	0	0	0	0	0	1	0	0	0	0	0	0	0	0
C.Powell	0	0	0	0	0	0	0	0	0	0	0	0	1	0	0	0	0	0	0	0
C.Steele	0	0	0	0	0	0	0	0	0	0	0	0	0	0	1	0	0	0	0	0
I.Book	0	0	0	0	0	0	0	0	0	0	0	0	0	0	0	0	1	0	0	2
X.Worthy	0	0	0	0	0	0	0	0	0	0	0	0	0	0	0	0	0	0	0	1
Total	32	44	76	1	4	2	6	1	4	0	1	6	2	2	1	0	1	0	0	3

Detroit Lions vs Kansas City Chiefs
8/17/2024 at GEHA Field at Arrowhead Stadium

First Half Summary

PERIOD SCORES

Lions 0 12 = 12
 Chiefs 13 3 = 16

TIME OF POSSESSION

Lions 12:19
 Chiefs 17:41

Scoring Plays

Team	Qtr	Time	Play Description (Extra Point) (Drive Info)	Visitor	Home
Chiefs	1	12:16	H.Butker 33 yd. Field Goal (8-61, 2:44)	0	3
Chiefs	1	3:21	H.Butker 37 yd. Field Goal (12-51, 5:13)	0	6
Chiefs	1	1:47	X.Worthy 22 yd. pass from C.Wentz (H.Butker kick) (3-25, 1:26)	0	13
Lions	2	14:12	J.Bates 55 yd. Field Goal (7-33, 2:35)	3	13
Lions	2	6:52	K.Davis 61 yd. pass from N.Sudfeld (kick failed, wl) (4-89, 2:05)	9	13
Chiefs	2	4:00	H.Butker 56 yd. Field Goal (5-27, 2:52)	9	16
Lions	2	0:08	J.Bates 23 yd. Field Goal (15-83, 2:05)	12	16

	Detroit Lions	Kansas City Chiefs
TOTAL FIRST DOWNS	13	8
First Downs Rushing-Passing-by Penalty	4 - 9 - 0	2 - 6 - 0
THIRD DOWN EFFICIENCY	3-7-42.9%	4-10-40.0%
TOTAL NET YARDS	244	188
Total Offensive Plays	36	36
NET YARDS RUSHING	48	72
NET YARDS PASSING	196	116
Gross Yards Passing	196	124
Times thrown-yards lost attempting to pass	0-0	1-8
Pass Attempts-Completions-Had Intercepted	27 - 14 - 1	24 - 13 - 0
Punts-Number and Average	2 - 47.0	3 - 53.0
Penalties-Number and Yards	3 - 20	5 - 40
Fumbles-Number and Lost	2 - 1	1 - 0
Red Zone Efficiency	0-1-0%	0-2-0%
Average Drive Start	DET 21	KC 36

Detroit Lions

Kansas City Chiefs

RUSHING										RUSHING					
	ATT	YDS	AVG	LG	TD		ATT	YDS	AVG	LG	TD				
S.Vaki	6	22	3.7	6	0	D.Prince	4	48	12.0	41	0				
I.Williams	1	11	11.0	11	0	X.Worthy	1	11	11.0	11	0				
N.Sudfeld	1	10	10.0	10	0	C.Steele	3	8	2.7	4	0				
C.Reynolds	1	5	5.0	5	0	K.Ingram	1	4	4.0	4	0				
						I.Pacheco	1	2	2.0	2	0				
						C.Wentz	1	-1	-1.0	-1	0				
Total	9	48	5.3	11	0	Total	11	72	6.5	41	0				

PASSING										PASSING							
	ATT	CMP	YDS	SK/YD	TD	LG	IN	RT		ATT	CMP	YDS	SK/YD	TD	LG	IN	RT
N.Sudfeld	27	14	196	0/0	1	61	1	72.5	P.Mahomes	14	8	93	0/0	0	39	0	77.4
									C.Wentz	10	5	31	1/8	1	22	0	90.0
Total	27	14	196	0/0	1	61	1	72.5	Total	24	13	124	1/8	1	39	0	82.6

PASS RECEIVING								PASS RECEIVING							
	TAR	REC	YDS	AVG	LG	TD		TAR	REC	YDS	AVG	LG	TD		
S.Vaki	4	4	60	15.0	20	0	R.Rice	5	4	35	8.8	14	0		
K.Davis	7	2	64	32.0	61	1	X.Worthy	6	3	62	20.7	39	1		
I.Williams	4	2	21	10.5	17	0	C.Steele	2	2	-3	-1.5	6	0		
J.Funk	1	1	16	16.0	16	0	Ju.Watson	1	1	20	20.0	20	0		
J.Mitchell	1	1	13	13.0	13	0	T.Kelce	1	1	8	8.0	8	0		
T.Kennedy	3	1	9	9.0	9	0	J.Wiley	1	1	6	6.0	6	0		
D.Peoples-Jones	4	1	5	5.0	5	0	K.Toney	2	1	-4	-4.0	-4	0		
S.Zylstra	2	1	5	5.0	5	0	J.Ross	2	0	0	0.0	0	0		
C.Reynolds	1	1	3	3.0	3	0	M.Hardman	1	0	0	0.0	0	0		
							D.Prince	1	0	0	0.0	0	0		
Total	27	14	196	14.0	61	1	Total	22	13	124	9.5	39	1		

Detroit Lions

Regular Defensive Plays

Special Teams

Misc

First Quarter

8/17/2024

Play By Play

DET wins the coin toss and elects to defer. KC elects to Receive, and DET elects to defend the east goal.

J.Bates kicks 68 yards from DET 35 to KC -3. L.Rees-Zammit to KC 24 for 27 yards (K.Dorsey).

Kansas City Chiefs at 15:00, (1st play from scrimmage 14:52)

- 1-10-KC 24 (14:52) (Shotgun) P.Mahomes pass short right to R.Rice to KC 24 for no gain (K.Vildor).
- 2-10-KC 24 (14:25) (Shotgun) P.Mahomes pass incomplete short left.
- 3-10-KC 24 (14:20) (Shotgun) P.Mahomes pass deep left to X.Worthy ran ob at DET 37 for 39 yards. P1
- 1-10-DET 37 (13:46) (Shotgun) P.Mahomes pass short right to Ju.Watson to DET 17 for 20 yards (K.Vildor). P2
- 1-10-DET 17 (13:06) (Shotgun) I.Pacheco right end to DET 15 for 2 yards (J.Paschal).
- 2-8-DET 15 (12:29) (Shotgun) P.Mahomes pass incomplete short right.
- 3-8-DET 15 (12:24) (Shotgun) P.Mahomes pass incomplete short right to X.Worthy (J.Reeves-Maybin).
- 4-8-DET 15 **(12:19) H.Butker 33 yard field goal is GOOD, Center-J.Winchester, Holder-M.Araiza.**

Timeout at 12:16.

DET 0 KC 3, 8 plays, 61 yards, 2:44 drive, 2:44 elapsed

H.Butker kicks 61 yards from KC 35 to DET 4. S.Vaki to DET 23 for 19 yards (J.Hicks).

Detroit Lions at 12:16, (1st play from scrimmage 12:12)

- 1-10-DET 23 (12:12) N.Sudfeld pass incomplete deep left to K.Davis [G.Karlaftis].
- 2-10-DET 23 (12:06) (Shotgun) N.Sudfeld pass short left to C.Reynolds pushed ob at DET 26 for 3 yards (J.Williams).
- 3-7-DET 26 (11:34) (Shotgun) N.Sudfeld pass short left to T.Kennedy to DET 35 for 9 yards (G.Karlaftis). P1
- 1-10-DET 35 (11:10) (No Huddle, Shotgun) *PENALTY on KC, Defensive Too Many Men on Field, 5 yards, enforced at DET 35 - No Play.*
- 1-5-DET 40 (10:53) C.Reynolds right end pushed ob at DET 45 for 5 yards (C.Conner). R2
- 1-10-DET 45 (10:18) N.Sudfeld pass incomplete short left to D.Peoples-Jones.
- 2-10-DET 45 (10:14) (Shotgun) N.Sudfeld pass short right to S.Zylstra to 50 for 5 yards (J.Hicks).
- 3-5-50 (9:34) (Shotgun) N.Sudfeld pass short right to K.Davis to KC 47 for 3 yards (L.Chenal).
- 4-2-KC 47 (8:51) (Run formation) *PENALTY on DET-N.Sudfeld, False Start, 5 yards, enforced at KC 47 - No Play.*
- 4-7-DET 48 (8:44) J.Fox punts 52 yards to end zone, Center-H.Hatten, Touchback.
PENALTY on DET-C.Moore, Offensive Holding, 10 yards, enforced at KC 20.

Timeout at 08:34.

Kansas City Chiefs at 8:34

- 1-10-KC 30 (8:34) (Shotgun) C.Steele right guard to KC 32 for 2 yards (B.Niemann).
- 2-8-KC 32 (8:02) (Shotgun) P.Mahomes pass incomplete deep left to X.Worthy.
- 3-8-KC 32 (7:57) (Shotgun) P.Mahomes pass short middle to R.Rice to KC 46 for 14 yards (A.Robertson; B.Niemann). P3
- 1-10-KC 46 (7:17) (Shotgun) P.Mahomes pass short left to R.Rice to DET 40 for 14 yards (J.Reeves-Maybin; B.Joseph). DET-I.Ukwu was injured during the play. P4
- 1-10-DET 40 (6:56) (Shotgun) P.Mahomes pass incomplete short left to R.Rice.
- 2-10-DET 40 (6:52) (Shotgun) P.Mahomes pass short right to R.Rice to DET 33 for 7 yards (K.Dorsey).
- 3-3-DET 33 (6:16) (Shotgun) P.Mahomes pass short right to T.Kelce to DET 25 for 8 yards (B.Joseph). P5
- 1-10-DET 25 (5:35) X.Worthy left end to DET 18 for 7 yards (B.Joseph). FUMBLES (B.Joseph), and recovers at DET 14. R6
- 1-10-DET 14 (4:53) (Shotgun) P.Mahomes pass incomplete short right to X.Worthy (A.Robertson) [M.Agude].
- 2-10-DET 14 (4:47) (Shotgun) C.Steele left end to DET 10 for 4 yards (P.O'Connor; M.Wingo).
- 3-6-DET 10 (4:08) (Shotgun) P.Mahomes pass short right to C.Steele to DET 19 for -9 yards (M.Agude).
- 4-15-DET 19 **(3:25) H.Butker 37 yard field goal is GOOD, Center-J.Winchester, Holder-M.Araiza.**

Timeout at 03:21.

DET 0 KC 6, 12 plays, 51 yards, 5:13 drive, 11:39 elapsed

H.Butker kicks 63 yards from KC 35 to DET 2. J.Calhoun to DET 21 for 19 yards (Ca.Jones). FUMBLES (Ca.Jones), RECOVERED by KC-C.Steele at DET 25.

Kansas City Chiefs at 3:13

- 1-10-DET 25 (3:13) (Shotgun) C.Wentz pass short right to X.Worthy to DET 24 for 1 yard (A.Robertson).
- 2-9-DET 24 (2:36) (Shotgun) C.Steele up the middle to DET 22 for 2 yards (T.Summers; B.Martin).
- 3-7-DET 22 **(1:52) (Shotgun) C.Wentz pass deep right to X.Worthy for 22 yards, TOUCHDOWN.** P7
H.Butker extra point is GOOD, Center-J.Winchester, Holder-M.Araiza.

DET 0 KC 13, 3 plays, 25 yards, 1:26 drive, 13:13 elapsed

H.Butker kicks 65 yards from KC 35 to end zone, Touchback to the DET 30.

Detroit Lions vs Kansas City Chiefs at GEHA Field at Arrowhead Stadium

Detroit Lions at 1:47

1-10-DET 30 (1:47) I.Williams right tackle to DET 41 for 11 yards (M.Herring).

R3

1-10-DET 41 (1:20) (No Huddle, Shotgun) N.Sudfeld pass short left to D.Peoples-Jones to DET 46 for 5 yards (Ca.Jones).

2-5-DET 46 (:41) (Shotgun) N.Sudfeld pass short middle to J.Mitchell to KC 41 for 13 yards (J.Hicks).

P4

1-10-KC 41 (:16) (No Huddle, Shotgun) S.Vaki right tackle to KC 39 for 2 yards (J.Hicks; M.Pennel).

END OF QUARTER

	Score	Time Poss	First Downs				Efficiencies	
			R	P	X	T	3 Down	4 Down
Detroit Lions	0	5:37	2	2	0	4	1/2	0/0
Kansas City Chiefs	13	9:23	1	6	0	7	4/6	0/0

Second Quarter

8/17/2024

Play By Play

Detroit Lions continued.

- 2-8-KC 39 (15:00) S.Vaki right guard to KC 37 for 2 yards (F.Anudike-Uzomah; T.Wharton).
- 3-6-KC 37 (14:21) (Shotgun) N.Sudfeld pass incomplete short middle to K.Davis.
- 4-6-KC 37 (14:17) **J.Bates 55 yard field goal is GOOD, Center-H.Hatten, Holder-J.Fox.**

Timeout at 14:12.

DET 3 KC 13, 7 plays, 33 yards, 2:35 drive, 0:48 elapsed

J.Bates kicks 67 yards from DET 35 to KC -2. N.Remigio to KC 29 for 31 yards (S.Vaki; J.Reeves-Maybin).

Kansas City Chiefs at 14:12, (1st play from scrimmage 14:07)

- 1-10-KC 29 (14:07) D.Prince right guard to KC 31 for 2 yards (B.Niemann). ** Injury Update: DET-I.Ukwu has returned to the game.
- 2-8-KC 31 (13:30) (Shotgun) *PENALTY on KC-K.Suamataia, False Start, 5 yards, enforced at KC 31 - No Play.*
- 2-13-KC 26 (13:13) (Shotgun) C.Wentz pass short right to C.Steele to KC 32 for 6 yards (K.Dorsey).
- 3-7-KC 32 (12:28) (Shotgun) C.Wentz pass incomplete deep right to J.Ross (K.Vildor).
- 4-7-KC 32 (12:21) M.Araiza punts 61 yards to DET 7, Center-J.Winchester. I.Williams to DET 25 for 18 yards (J.Cochrane).

Timeout at 12:10.

Detroit Lions at 12:10

- 1-10-DET 25 (12:10) N.Sudfeld scrambles right end ran ob at DET 35 for 10 yards (J.Hicks). R5
- 1-10-DET 35 (11:36) S.Vaki right end to DET 39 for 4 yards (C.Christiansen; C.Conner).
- 2-6-DET 39 (10:57) N.Sudfeld pass incomplete short right to D.Peoples-Jones.
- 3-6-DET 39 (10:53) (Shotgun) N.Sudfeld pass incomplete short middle to T.Kennedy (C.Roland-Wallace).
- 4-6-DET 39 (10:48) J.Fox punts 42 yards to KC 19, Center-H.Hatten. K.Toney to KC 26 for 7 yards (T.Summers).

Timeout at 10:38.

Kansas City Chiefs at 10:38

- 1-10-KC 26 (10:38) D.Prince left end to KC 39 for 13 yards (B.Joseph).
PENALTY on KC-K.Toney, Offensive Holding, 10 yards, enforced at KC 30.
Penalty on KC, Illegal Formation, declined.
- 1-16-KC 20 (10:04) (Shotgun) C.Wentz pass short right to J.Wiley to KC 26 for 6 yards (A.Robertson; B.Niemann).
- 2-10-KC 26 (9:21) (Shotgun) C.Wentz pass incomplete short right to K.Toney.
- 3-10-KC 26 (9:16) (Shotgun) *PENALTY on DET-M.Betts, Defensive Offside, 5 yards, enforced at KC 26 - No Play.*
- 3-5-KC 31 (9:16) (Shotgun) C.Wentz pass incomplete deep right to D.Prince.
- 4-5-KC 31 (9:12) M.Araiza punts 61 yards to DET 8, Center-N.Gray. I.Williams to DET 11 for 3 yards (K.Joseph). FUMBLES (K.Joseph), recovered by DET -C.Moore at DET 11.

Detroit Lions at 8:57

- 1-10-DET 11 (8:57) S.Vaki right guard to DET 16 for 5 yards (C.Christiansen; J.Cochrane).
 - 2-5-DET 16 (8:16) (Shotgun) S.Vaki right end to DET 22 for 6 yards (C.Roland-Wallace). R6
 - 1-10-DET 22 (7:44) (No Huddle, Shotgun) N.Sudfeld pass short middle to I.Williams to DET 39 for 17 yards (C.Conner; C.Roland-Wallace). P7
 - 1-10-DET 39 (7:03) **N.Sudfeld pass short left to K.Davis for 61 yards, TOUCHDOWN.** P8
- J.Bates extra point is No Good, Wide Left, Center-H.Hatten, Holder-J.Fox.

Timeout at 06:52.

DET 9 KC 13, 4 plays, 89 yards, 2:05 drive, 8:08 elapsed

J.Bates kicks 66 yards from DET 35 to KC -1. C.Steele pushed ob at KC 35 for 36 yards (B.Joseph).

Kansas City Chiefs at 6:52, (1st play from scrimmage 6:46)

- 1-10-KC 35 (6:46) (Shotgun) C.Wentz pass short right to D.Prince to KC 36 for 1 yard (T.Summers).
PENALTY on KC-E.Driskell, Offensive Holding, 10 yards, enforced at KC 35 - No Play.
 - 1-20-KC 25 (6:17) (Shotgun) D.Prince left guard pushed ob at DET 34 for 41 yards (I.Melifonwu). R8
 - 1-10-DET 34 (5:32) (Shotgun) K.Ingram left guard to DET 30 for 4 yards (T.Summers; K.Dorsey).
 - 2-6-DET 30 (4:52) (Shotgun) C.Wentz pass incomplete deep right to J.Ross.
- Timeout #1 by KC at 04:48.
- 3-6-DET 30 (4:48) (Shotgun) C.Wentz sacked at DET 38 for -8 yards (M.Betts).
 - 4-14-DET 38 (4:04) **H.Butker 56 yard field goal is GOOD, Center-N.Gray, Holder-M.Araiza.**

DET 9 KC 16, 5 plays, 27 yards, 2:52 drive, 11:00 elapsed

L.Rees-Zammit kicks 66 yards from KC 35 to DET -1. T.Kennedy to DET 26 for 27 yards (C.Powell; D.Bush).

Detroit Lions at 4:00, (1st play from scrimmage 3:55)

Detroit Lions vs Kansas City Chiefs at GEHA Field at Arrowhead Stadium

1-10-DET 26 (3:55) N.Sudfeld pass deep left intended for D.Peoples-Jones INTERCEPTED by K.Taylor at DET 46. K.Taylor to DET 46 for no gain (D.Peoples-Jones).

Kansas City Chiefs at 3:48

1-10-DET 46 (3:48) (Shotgun) C.Wentz pass short left to K.Toney to 50 for -4 yards (K.Dorsey).
 2-14-50 (3:13) (Shotgun) D.Prince left end to DET 49 for 1 yard (B.Martin).
 3-13-DET 49 (2:28) (Shotgun) C.Wentz pass incomplete deep right to M.Hardman.
 4-13-DET 49 (2:23) M.Araiza punts 37 yards to DET 12, Center-N.Gray, downed by KC-E.Boye-Doe.

Detroit Lions at 2:13

1-10-DET 12 (2:13) S.Vaki left tackle to DET 15 for 3 yards (F.Anudike-Uzomah, Ca.Jones).

Two-Minute Warning

2-7-DET 15 (2:00) (Shotgun) N.Sudfeld pass incomplete short left to K.Davis [M.Herring].
 3-7-DET 15 (1:56) (Shotgun) N.Sudfeld pass short right to S.Vaki to DET 35 for 20 yards (J.Hicks; K.Taylor). P9
1-10-DET 35 (1:16) (No Huddle, Shotgun) N.Sudfeld pass short middle to S.Vaki to KC 48 for 17 yards (C.Conner; C.Roland-Wallace). P10
1-10-KC 48 (1:05) (No Huddle, Shotgun) N.Sudfeld pass short right to I.Williams to KC 44 for 4 yards (C.Roland-Wallace).
 Timeout #1 by DET at 00:59.
 2-6-KC 44 (:59) (Shotgun) N.Sudfeld pass short left to S.Vaki pushed ob at KC 33 for 11 yards (C.Roland-Wallace). P11
1-10-KC 33 (:51) (Shotgun) N.Sudfeld pass incomplete short middle to K.Davis.
 2-10-KC 33 (:48) (Shotgun) N.Sudfeld pass incomplete deep left to S.Zylstra.
 3-10-KC 33 (:44) (Shotgun) N.Sudfeld pass short middle to J.Funk to KC 17 for 16 yards (Ca.Jones; C.Roland-Wallace). P12
 Timeout #2 by DET at 00:36.
1-10-KC 17 (:36) (Shotgun) N.Sudfeld pass incomplete short right to I.Williams.
 2-10-KC 17 (:32) (Shotgun) N.Sudfeld pass short right to S.Vaki to KC 5 for 12 yards (C.Conner). P13
 Timeout #3 by DET at 00:26.
1-5-KC 5 (:26) (Shotgun) N.Sudfeld pass incomplete short right to I.Williams (J.Hicks).
 2-5-KC 5 (:22) (Shotgun) N.Sudfeld pass incomplete short left to K.Davis [F.Anudike-Uzomah].
 3-5-KC 5 (:16) (Shotgun) N.Sudfeld pass incomplete short right to T.Kennedy [M.Herring].
 4-5-KC 5 (:11) **J.Bates 23 yard field goal is GOOD, Center-H.Hatten, Holder-J.Fox.**

DET 12 KC 16, 15 plays, 83 yards, 2:05 drive, 14:52 elapsed
--

J.Bates kicks 67 yards from DET 35 to KC -2. S.Moore to KC 36 for 38 yards (B.Niemann; C.Moore).

PENALTY on KC-S.Bozeman, Offensive Holding, 10 yards, enforced at KC 26.

Kansas City Chiefs at 0:08, (1st play from scrimmage 0:01)

1-10-KC 16 (:01) C.Wentz kneels to KC 15 for -1 yards.

END OF QUARTER

	Score	Time Poss	First Downs				Efficiencies	
			R	P	X	T	3 Down	4 Down
Detroit Lions	12	6:42	2	7	0	9	2/5	0/0
Kansas City Chiefs	16	8:18	1	0	0	1	0/4	0/0

Third Quarter

8/17/2024

Play By Play

DET elects to Receive, and KC elects to defend the West goal.

L.Rees-Zammit kicks 61 yards from KC 35 to DET 4. K.Davis to DET 23 for 19 yards (D.Miller).

Detroit Lions at 15:00, (1st play from scrimmage 14:56)

- 1-10-DET 23 (14:56) T.Kennedy left end to DET 32 for 9 yards (Ca.Jones).
- 2-1-DET 32 (14:24) H.Hooker pass incomplete short right to D.Fountain.
- 3-1-DET 32 (14:18) Z.Knight right end to DET 39 for 7 yards (C.Christiansen; K.Joseph). R14
- 1-10-DET 39 (13:54) (No Huddle, Shotgun) PENALTY on DET-C.Sorsdal, False Start, 5 yards, enforced at DET 39 - No Play.
- 1-15-DET 34 (13:42) (Shotgun) Z.Knight right end to DET 47 for 13 yards (K.Joseph).
- 2-2-DET 47 (13:06) Z.Knight right end to DET 44 for -3 yards (C.Jacobs).
- 3-5-DET 44 (12:21) (Shotgun) H.Hooker pass incomplete short left to M.Alexander (F.Anudike-Uzomah).
- 4-5-DET 44 (12:18) J.Fox punts 51 yards to KC 5, Center-S.Daly. N.Remigio to KC 47 for 42 yards (Z.Knight).

Timeout at 12:04.

Kansas City Chiefs at 12:04

- 1-10-KC 47 (12:04) (Shotgun) D.Prince up the middle to 50 for 3 yards (M.Agude).
- 2-7-50 (11:28) PENALTY on KC-C.Hanson, False Start, 5 yards, enforced at 50 - No Play.
- 2-12-KC 45 (11:06) (Shotgun) C.Oladokun scrambles right end pushed ob at KC 48 for 3 yards (C.Garnes).
- 3-9-KC 48 (10:27) (Shotgun) C.Oladokun pass incomplete deep left to M.Hardman.
- 4-9-KC 48 (10:21) M.Araiza punts 41 yards to DET 11, Center-J.Winchester, fair catch by I.Williams.

Timeout at 10:14.

Detroit Lions at 10:14

- 1-10-DET 11 (10:14) Z.Knight right end to DET 16 for 5 yards (C.Christiansen; M.Dickerson).
- 2-5-DET 16 (9:41) Z.Knight left end to DET 22 for 6 yards (M.Herring; M.Dickerson). R15
- 1-10-DET 22 (9:07) Z.Knight left guard to DET 26 for 4 yards (S.Bozeman).
- 2-6-DET 26 (8:30) H.Hooker pass short right to I.Williams to DET 34 for 8 yards (M.Herring). P16
- 1-10-DET 34 (7:54) J.Funk right guard to DET 37 for 3 yards (F.Anudike-Uzomah).
PENALTY on DET-B.Hudson, Offensive Holding, 10 yards, enforced at DET 34 - No Play.
- 1-20-DET 24 (7:31) (Shotgun) H.Hooker pass short middle to M.Alexander to DET 36 for 12 yards (D.Miller).
- 2-8-DET 36 (7:07) (No Huddle, Shotgun) J.Funk right end to DET 38 for 2 yards (N.Farrell).
- 3-6-DET 38 (6:34) (Shotgun) H.Hooker pass short middle to I.Williams to DET 47 for 9 yards (C.Roland-Wallace, Ca.Jones). P17
- 1-10-DET 47 (6:08) (No Huddle, Shotgun) H.Hooker pass short middle to D.Fountain to KC 44 for 9 yards (C.Christiansen; Ca.Jones).
- 2-1-KC 44 (5:44) (No Huddle) J.Funk right end to KC 44 for no gain (C.Roland-Wallace; K.Joseph).
- 3-1-KC 44 (5:05) H.Hooker pass deep right to M.Alexander pushed ob at KC 16 for 28 yards (D.Miller). P18
Penalty on KC-K.Joseph, Defensive Holding, declined.
- 1-10-KC 16 (4:38) (Shotgun) H.Hooker pass short middle to I.Williams to KC 20 for -4 yards (T.Jones).
- 2-14-KC 20 (4:03) (Shotgun) H.Hooker pass incomplete short right to J.Funk.
- 3-14-KC 20 (3:59) (Shotgun) H.Hooker pass short left to D.Fountain to KC 14 for 6 yards (K.Joseph).
- 4-8-KC 14 (3:18) **J.Bates 32 yard field goal is GOOD, Center-S.Daly, Holder-J.Fox.**

Timeout at 03:15.

DET 15 KC 16, 14 plays, 75 yards, 6:59 drive, 11:45 elapsed

J.Bates kicks 61 yards from DET 35 to KC 4. S.Moore to KC 47 for 43 yards (E.Bassey).

Kansas City Chiefs at 3:15, (1st play from scrimmage 3:07)

- 1-10-KC 47 (3:07) (Shotgun) C.Oladokun pass short left to D.Prince to DET 46 for 7 yards (P.O'Connor; J.Guidry).
- 2-3-DET 46 (2:26) (Shotgun) C.Oladokun pass short left to I.Smith to DET 43 for 3 yards (A.Beauplan). P9
- 1-10-DET 43 (1:46) (Shotgun) D.Prince left end to DET 44 for -1 yards (L.Strickland).
- 2-11-DET 44 (1:05) (Shotgun) C.Oladokun pass incomplete short right.
PENALTY on DET-J.Guidry, Defensive Holding, 5 yards, enforced at DET 44 - No Play. X10
- 1-10-DET 39 (:57) (Shotgun) D.Prince left end to DET 42 for -3 yards (A.Beauplan).
- 2-13-DET 42 (:12) (Shotgun) C.Oladokun sacked at KC 44 for -14 yards (I.Ukwu).

Detroit Lions vs Kansas City Chiefs at GEHA Field at Arrowhead Stadium

END OF QUARTER

	Time	First Downs				Efficiencies	
Score	Poss	R	P	X	T	3 Down	4 Down
Detroit Lions	15 9:55	2	3	0	5	3/5	0/0
Kansas City Chiefs	16 5:05	0	1	1	2	0/1	0/0

Fourth Quarter

8/17/2024

Play By Play

Kansas City Chiefs continued.

- 3-27-KC 44 (15:00) (Shotgun) C.Oladokun pass short right to K.Ingram to KC 49 for 5 yards (M.Agude).
- 4-22-KC 49 (14:25) M.Araza punts 42 yards to DET 9, Center-J.Winchester, fair catch by I.Williams.

Timeout at 14:18.

Detroit Lions at 14:18

- 1-10-DET 9 (14:18) Z.Knight right tackle to DET 13 for 4 yards (N.Farrell).
- 2-6-DET 13 (13:45) (Shotgun) H.Hooker pass short right to T.Kennedy to DET 21 for 8 yards (S.Bozeman). P19
- 1-10-DET 21 (13:08) Z.Knight right end to DET 21 for no gain (C.Jacobs; M.Herring).
- 2-10-DET 21 (12:32) H.Hooker scrambles up the middle to DET 30 for 9 yards (D.Bush; C.Roland-Wallace).
- 3-1-DET 30 (11:48) (Shotgun) H.Hooker sacked at DET 26 for -4 yards (sack split by T.Jones and N.Farrell).
- 4-5-DET 26 (11:10) J.Fox punts 71 yards to KC 3, Center-S.Daly. M.Washington to KC 16 for 13 yards (K.Davis; S.McKeon).

Timeout at 10:57.

Kansas City Chiefs at 10:57

- 1-10-KC 16 (10:57) (Shotgun) C.Oladokun pass short right to I.Smith to KC 24 for 8 yards (A.Beauplan; L.Strickland).
- 2-2-KC 24 (10:20) C.Oladokun pass short left to N.Remigio pushed ob at KC 36 for 12 yards (C.Moore). P11
- 1-10-KC 36 (9:37) (Shotgun) C.Oladokun pass short right to C.Powell for 64 yards, TOUCHDOWN. P12
- H.Butker extra point is GOOD, Center-J.Winchester, Holder-M.Araza.

Timeout at 09:25.

DET 15 KC 23, 3 plays, 84 yards, 1:32 drive, 5:35 elapsed

L.Rees-Zammit kicks 65 yards from KC 35 to end zone, Touchback to the DET 30.

Detroit Lions at 9:25

- 1-10-DET 30 (9:25) J.Funk right end to DET 30 for no gain (O.Carney).
- 2-10-DET 30 (8:53) (Shotgun) H.Hooker pass short middle to J.Funk to DET 41 for 11 yards (C.Jacobs). P20
- 1-10-DET 41 (8:20) H.Hooker pass short left to I.Williams to KC 22 for 37 yards (E.Boye-Doe; D.Miller). P21
- 1-10-KC 22 (7:29) H.Hooker pass short right to J.Calhoun to KC 10 for 12 yards (K.Joseph). P22
- 1-10-KC 10 (6:45) J.Funk left guard to KC 9 for 1 yard (S.Bozeman; F.Lovett).
- 2-9-KC 9 (6:13) J.Funk right guard to KC 7 for 2 yards (S.Bozeman).
- 3-7-KC 7 (5:36) (Shotgun) H.Hooker scrambles left guard for 7 yards, TOUCHDOWN. R23
- TWO-POINT CONVERSION ATTEMPT. H.Hooker is sacked. ATTEMPT FAILS.

Timeout at 05:29.

DET 21 KC 23, 7 plays, 70 yards, 3:56 drive, 9:31 elapsed

J.Bates kicks 67 yards from DET 35 to KC -2. P.Brooks pushed ob at KC 25 for 27 yards (J.Guidry).

PENALTY on KC-K.Taylor, Offensive Holding, 10 yards, enforced at KC 25.

Kansas City Chiefs at 5:29, (1st play from scrimmage 5:23)

- 1-10-KC 15 (5:23) (Shotgun) I.Book pass short left to N.Remigio pushed ob at KC 19 for 4 yards (A.Beauplan).
- 2-6-KC 19 (4:42) (Shotgun) I.Book pass short left to B.Cupp to KC 31 for 12 yards (S.Gilmore). P13
- 1-10-KC 31 (4:02) (Shotgun) E.Bailey right guard to KC 32 for 1 yard (L.Strickland; B.Martin).
- Timeout #1 by KC at 03:19.
- 2-9-KC 32 (3:19) (Shotgun) I.Book pass incomplete deep left to M.Washington.
- Penalty on KC-C.Godrick, Illegal Formation, offsetting, enforced at KC 32 - No Play.*
- Penalty on DET-I.Ukwu, Defensive Offside, offsetting.*
- 2-9-KC 32 (3:14) (Shotgun) I.Book Aborted. G.McDowell FUMBLES at KC 26, recovered by KC-I.Book at KC 25. I.Book to KC 25 for no gain (M.Agude). FUMBLES (M.Agude), and recovers at KC 25.
- Timeout #1 by DET at 03:06.
- 3-16-KC 25 (3:06) (Shotgun) I.Book sacked at KC 14 for -11 yards (J.Paschal). FUMBLES (J.Paschal) [J.Paschal], RECOVERED by DET-A.Beauplan at KC 10. A.Beauplan to KC 7 for 3 yards (I.Book).

Detroit Lions at 2:59

- 1-7-KC 7 (2:59) J.Funk up the middle to KC 4 for 3 yards (C.Jacobs; S.Bozeman).
- 2-4-KC 4 (2:24) (Shotgun) J.Funk up the middle to KC 4 for no gain (S.Bozeman; E.Boye-Doe).
- Timeout #2 by KC at 02:19.
- 3-4-KC 4 (2:19) (Shotgun) H.Hooker FUMBLES (Aborted) at KC 8, RECOVERED by KC-T.Jones at KC 6.

Kansas City Chiefs at 2:14

Detroit Lions vs Kansas City Chiefs at GEHA Field at Arrowhead Stadium

1-10-KC 6 (2:14) E.Bailey left end to KC 5 for -1 yards (A.Beauplan).

Timeout #2 by DET at 02:09.

2-11-KC 5 (2:09) (Shotgun) I.Book pass incomplete short right to N.Remigio.

3-11-KC 5 (2:04) (Shotgun) I.Book pass incomplete deep left to C.Powell.

Two-Minute Warning

4-11-KC 5 (2:00) M.Araiza punts 53 yards to DET 42, Center-J.Winchester. I.Williams pushed ob at KC 38 for 20 yards (M.Araiza).

Detroit Lions at 1:44

1-10-KC 38 (1:44) (Shotgun) H.Hooker pass short left to T.Kennedy to KC 24 for 14 yards (N.Jones; D.Miller).

Timeout #3 by KC at 01:37.

1-10-KC 24 (1:37) J.Funk right guard to KC 19 for 5 yards (S.Bozeman).

2-5-KC 19 (:53) H.Hooker kneels to KC 22 for -3 yards.

3-8-KC 22 (:12) H.Hooker kneels to KC 24 for -2 yards.

Timeout #3 by DET at 00:02.

4-10-KC 24 (:02) **J.Bates 43 yard field goal is GOOD, Center-S.Daly, Holder-J.Fox.**

P24

DET 24 KC 23, 5 plays, 14 yards, 1:44 drive, 15:00 elapsed

END OF QUARTER	Score	Time	First Downs				Efficiencies	
		Poss	R	P	X	T	3 Down	4 Down
Detroit Lions	24	9:46	1	5	0	6	1/4	0/0
Kansas City Chiefs	23	5:14	0	3	0	3	0/3	0/0

Miscellaneous Statistics Report

Detroit Lions vs Kansas City Chiefs
8/17/2024 at GEHA Field at Arrowhead Stadium

Ten Longest Plays for Detroit Lions

Yards	Qtr	Play Start	Play Description
61	2	1-10-DET 39	(7:03) N.Sudfeld pass short left to K.Davis for 61 yards, TOUCHDOWN.
37	4	1-10-DET 41	(8:20) H.Hooker pass short left to I.Williams to KC 22 for 37 yards (E.Boye-Doe; D.Miller).
28	3	3-1-KC 44	(5:05) H.Hooker pass deep right to M.Alexander pushed ob at KC 16 for 28 yards (D.Miller). Penalty on KC-K.Joseph, Defensive Holding, declined.
20	2	3-7-DET 15	(1:56) (Shotgun) N.Sudfeld pass short right to S.Vaki to DET 35 for 20 yards (J.Hicks; K.Taylor).
17	2	1-10-DET 22	(7:44) (No Huddle, Shotgun) N.Sudfeld pass short middle to I.Williams to DET 39 for 17 yards (C.Conner; C.Roland-Wallace).
17	2	1-10-DET 35	(1:16) (No Huddle, Shotgun) N.Sudfeld pass short middle to S.Vaki to KC 48 for 17 yards (C.Conner; C.Roland-Wallace).
16	2	3-10-KC 33	(:44) (Shotgun) N.Sudfeld pass short middle to J.Funk to KC 17 for 16 yards (Ca.Jones; C.Roland-Wallace).
14	4	1-10-KC 38	(1:44) (Shotgun) H.Hooker pass short left to T.Kennedy to KC 24 for 14 yards (N.Jones; D.Miller).
13	1	2-5-DET 46	(:41) (Shotgun) N.Sudfeld pass short middle to J.Mitchell to KC 41 for 13 yards (J.Hicks).
13	3	1-15-DET 34	(13:42) (Shotgun) Z.Knight right end to DET 47 for 13 yards (K.Joseph).

Ten Longest Plays for Kansas City Chiefs

Yards	Qtr	Play Start	Play Description
64	4	1-10-KC 36	(9:37) (Shotgun) C.Oladokun pass short right to C.Powell for 64 yards, TOUCHDOWN.
41	2	1-20-KC 25	(6:17) (Shotgun) D.Prince left guard pushed ob at DET 34 for 41 yards (I.Melifonwu).
39	1	3-10-KC 24	(14:20) (Shotgun) P.Mahomes pass deep left to X.Worthy ran ob at DET 37 for 39 yards.
22	1	3-7-DET 22	(1:52) (Shotgun) C.Wentz pass deep right to X.Worthy for 22 yards, TOUCHDOWN.
20	1	1-10-DET 37	(13:46) (Shotgun) P.Mahomes pass short right to Ju.Watson to DET 17 for 20 yards (K.Vildor).
14	1	3-8-KC 32	(7:57) (Shotgun) P.Mahomes pass short middle to R.Rice to KC 46 for 14 yards (A.Robertson; B.Niemann).
14	1	1-10-KC 46	(7:17) (Shotgun) P.Mahomes pass short left to R.Rice to DET 40 for 14 yards (J.Reeves-Maybin; B.Joseph). DET-I.Ukwu was
12	4	2-2-KC 24	(10:20) C.Oladokun pass short left to N.Remigio pushed ob at KC 36 for 12 yards (C.Moore).
12	4	2-6-KC 19	(4:42) (Shotgun) I.Book pass short left to B.Cupp to KC 31 for 12 yards (S.Gilmore).
11	1	1-10-DET 25	(5:35) X.Worthy left end to DET 18 for 7 yards (B.Joseph). FUMBLES (B.Joseph), and recovers at DET 14.

Touchdown Scoring Information

		Offense	Defense	Special Teams
VISITOR	Detroit Lions	2	0	0
HOME	Kansas City Chiefs	2	0	0

Player Scoring Information

Club	Player	TD	Rush TD	Rec TD	KO TD	Punt TD	Int TD	Fum TD	Misc TD	FG	XP	2Pt Rush	2Pt Rec	Sfty	Points
DET	J.Bates	0	0	0	0	0	0	0	0	4	0	0	0	0	12
DET	H.Hooker	0	1	0	0	0	0	0	0	0	0	0	0	0	6
DET	K.Davis	0	0	1	0	0	0	0	0	0	0	0	0	0	6
KC	H.Butker	0	0	0	0	0	0	0	0	3	2	0	0	0	11
KC	X.Worthy	0	0	1	0	0	0	0	0	0	0	0	0	0	6
KC	C.Powell	0	0	1	0	0	0	0	0	0	0	0	0	0	6

Possession Detail


	First Half		Second Half		Game	
	Visitor	Home	Visitor	Home	Visitor	Home
Largest Lead	0	13	1	8	1	13
Drives Leading	0	7	0	5	0	12
Time of Possession Leading	0:00	14:57	0:00	10:19	0:00	25:16
Largest Deficit	-13	0	-8	-1	-13	-1
Drives Trailing	7	0	6	0	13	0
Time of Possession Trailing	12:19	0:00	19:41	0:00	32:00	0:00
Times Score Tied Up		0		0		0
Lead Changes		1		1		2

**PLAYER
STATS**





FELIX ANUDIKE-UZOMAH



DEFENSIVE END #97
KANSAS STATE

2ND YEAR IN THE NFL

2ND YEAR WITH THE CHIEFS

HEIGHT: 6'4"
WEIGHT: 255 LBS
DRAFTED: D1-23
BIRTHDAY: 1/24/02

- 👁️ Anudike-Uzomah enters his second season with the Chiefs in 2024.
- 👁️ Originally entered the NFL as a first-round pick (31st overall) by the Kansas City Chiefs in the 2023 NFL Draft.

Transactions:

Originally entered the NFL as a first-round pick (31st overall) by the Kansas City Chiefs in the 2023 NFL Draft.

COLLEGE

Saw time in 32 games with 27 starts for Kansas State ... Finished his Wildcat career tied for sixth in school history in career sacks (20.5), while he tied for fourth in career forced fumbles (eight) ... The second player in school history to tally three games with 3.0 or more sacks (DL Nyle Wiren) ... Left college football ranking fourth nationally and topped the Big 12 among active players in forced fumbles per game (0.25), while he was sixth nationally and topped the Big 12 in sacks per game (0.64) ... Received the following awards and honors: 2022 Lott IMPACT Trophy Finalist, 2022 Ted Hendricks Award Finalist, 2022 second-team All-American (Walter Camp, FWAA, AFCA, CBS Sports), 2022 third-team All-American (*Associated Press*), 2022 Chuck Bednarik Award Semifinalist, 2022 Rotary Lombardi Award Semifinalist, 2022 Big 12 Defensive Player of the Year (coaches, AP), 2022 Big 12 Defensive Lineman of the Year (coaches), 2022 Bronko Nagurski Trophy watch list, 2022 Lombardi Award watch list, 2021-22 first-team All-Big 12 (coaches, *Associated Press*), 2022 Lott IMPACT Trophy Player of the Week (Texas Tech), 2021 third-team All-American (Phil Steele), 2021 Big 12 co-Defensive Lineman of the Year (coaches), 2021 Honorable Mention Big 12 Def. Player of the Year (coaches), 2021 Walter Camp National Defensive Player of the Week (TCU), 2021 Bednarik Award Player of the Week (TCU), 2021 Bronko Nagurski Trophy Player of the Week (TCU), 2021 Big 12 Defensive Player of the Week (TCU), 2021 Big 12 Newcomer of the Week (Southern Illinois) and 2021 Ted Hendricks Award watch list.

PERSONAL

- 👁️ Played at Lee's Summit High School under Head Coach Eric Thomas.
- 👁️ Picked up first-team all-state honors a senior from the Missouri Football Coaches Association (MFCA) and the Missouri state media, while he was a second-team pick by the MFCA as a junior.
- 👁️ Earned all-district honors his final three seasons from the MFCA.
- 👁️ Carded 184 tackles, 55 tackles for loss and 13.0 sacks over his three-year career.
- 👁️ Had 77 tackles as a junior, 20 of which went for a loss.
- 👁️ Born in Kansas City, Mo.
- 👁️ Son of Felix and Cynthia Uzomah.
- 👁️ Has one brother, Celestine, and two sisters, Destiny and Vanessa.
- 👁️ Majored in social sciences.

REGULAR SEASON COMPARISON: DEFENSIVE - LOS ANGELES CHARGERS

DATE	OPP	W/L	GP/GS	TACKLES							INT	TFL	PD	QBH	TD	MISC	
				TOT	SOLO	ASST	SACK	YDS.	FF	FR							
10/22/23	KC vs. LAC	W	P	1	0	1	0.0	0.0	0	0	0	0	0	0	0	0	
1/7/24	KC @ LAC	W	P	3	3	0	0.0	0.0	0	2	0	0	0	0	0		
TOTALS		2/0	2/0	4	3	1	0.0	0.0	0	2	0	0	0	0	0		

FELIX ANUDIKE-UZOMAH'S NFL REGULAR SEASON DEFENSIVE STATISTICS

DATE	TEAM	GP	GS	TACKLES						INTERCEPTIONS					O. FUMB			ST				MISC					
				TK	S	A	TFL	YDS	SK	YDS	QBH	NO	YDS	LG	TD	PD	FF	FR	TD	YDS	TK	S	A	FF	FR	S	A
2023	Chiefs	17	0	14	8	6	2	6	0.5	1.0	7	0	0	0	0	0	1	0	0	0	0	0	0	0	0	0	0
2024	Chiefs	3	0	4	3	1	2	12	1.0	0.0	1	0	0	0	0	1	1	0	0	0	0	0	0	0	0	0	
NFL TOTALS		20	0	18	11	7	4	18	1.5	1.0	8	0	0	0	0	2	1	0	0	0	0	0	0	0	0	0	



FELIX ANUDIKE-UZOMAH'S NFL POSTSEASON DEFENSIVE STATISTICS

DATE	TEAM	GP	GS	TACKLES							INTERCEPTIONS					O. FUMB				ST				MISC		
				TK	S	A	TFL	YDS	SK	YDS	QBH	NO	YDS	LG	TD	PD	FF	FR	TD	YDS	TK	S	A	FF	FR	S
2023	Chiefs	1	0	1	1	0	1	4	0.0	0.0	0	0	0	0	0	0	0	0	0	0	0	0	0	0	0	0
NFL TOTALS		1	0	1	1	0	1	4	0.0	0.0	0	0	0	0	0	0	0	0	0	0	0	0	0	0	0	

SINGLE-GAME HIGHS: DEFENSIVE

Total Tackles	3 at L.A. Chargers, Jan 07, 2024 3 vs. Chicago, Sep 24, 2023 2 at Atlanta, Sep 22, 2024 2 at Jacksonville, Sep 17, 2023 ...1 more at 2.	Forced Fumbles	1 at Jacksonville, Sep 17, 2023
Solo Tackles	3 at L.A. Chargers, Jan 07, 2024 2 at Atlanta, Sep 22, 2024 2 vs. Chicago, Sep 24, 2023 2 vs. Detroit, Sep 07, 2023 1 vs. Baltimore, Sep 05, 2024 ...1 more at 1.	Tackles For Loss	2 at L.A. Chargers, Jan 07, 2024 1 vs. Baltimore, Sep 05, 2024
Sacks	0.5 at Jacksonville, Sep 17, 2023		

2023 GAME-BY-GAME REGULAR-SEASON STATISTICS (CHIEFS)

DATE	OPPONENT	P/S	TACKLES							INTERCEPTIONS					O. FUMB				ST				MISC		W/L	SCORE			
			TK	S	A	SK	YDS	TFL	YDS	QBH	NO	YDS	LG	TD	PD	FF	FR	TD	YDS	TK	S	A	FF	FR			S	A	
09/07	Lions	P	2	2	0	0.0	0.0	0	0	2	0	0	0	0	0	0	0	0	0	0	0	0	0	0	0	L	20-21		
09/17	at Jaguars	P	2	1	1	0.5	1.0	0	0	0	0	0	0	0	0	1	0	0	0	0	0	0	0	0	0	W	17-9		
09/24	Bears	P	3	2	1	0.0	0.0	0	0	0	0	0	0	0	0	0	0	0	0	0	0	0	0	0	0	W	41-10		
10/01	at Jets	P	1	0	1	0.0	0.0	0	0	1	0	0	0	0	0	0	0	0	0	0	0	0	0	0	0	W	23-20		
10/08	at Vikings	P	1	0	1	0.0	0.0	0	0	1	0	0	0	0	0	0	0	0	0	0	0	0	0	0	0	W	27-20		
10/12	Broncos	P	0	0	0	0.0	0.0	0	0	0	0	0	0	0	0	0	0	0	0	0	0	0	0	0	0	W	19-8		
10/22	Chargers	P	1	0	1	0.0	0.0	0	0	0	0	0	0	0	0	0	0	0	0	0	0	0	0	0	0	W	31-17		
10/29	at Broncos	P	0	0	0	0.0	0.0	0	0	1	0	0	0	0	0	0	0	0	0	0	0	0	0	0	0	L	9-24		
11/05	Dolphins	P	0	0	0	0.0	0.0	0	0	0	0	0	0	0	0	0	0	0	0	0	0	0	0	0	0	W	21-14		
11/20	Eagles	P	1	0	1	0.0	0.0	0	0	0	0	0	0	0	0	0	0	0	0	0	0	0	0	0	0	L	17-21		
11/26	at Raiders	P	0	0	0	0.0	0.0	0	0	1	0	0	0	0	0	0	0	0	0	0	0	0	0	0	0	W	31-17		
12/03	at Packers	P	0	0	0	0.0	0.0	0	0	0	0	0	0	0	0	0	0	0	0	0	0	0	0	0	0	L	19-27		
12/10	Bills	P	0	0	0	0.0	0.0	0	0	0	0	0	0	0	0	0	0	0	0	0	0	0	0	0	0	L	17-20		
12/17	at Patriots	P	0	0	0	0.0	0.0	0	0	1	0	0	0	0	0	0	0	0	0	0	0	0	0	0	0	W	27-17		
12/25	Raiders	P	0	0	0	0.0	0.0	0	0	0	0	0	0	0	0	0	0	0	0	0	0	0	0	0	0	L	14-20		
12/31	Bengals	P	0	0	0	0.0	0.0	0	0	0	0	0	0	0	0	0	0	0	0	0	0	0	0	0	0	W	25-17		
01/07	at Chargers	P	3	3	0	0.0	0.0	2	6	0	0	0	0	0	0	0	0	0	0	0	0	0	0	0	0	W	13-12		
2023 TOTALS		17-0	14	8	6	0.5	1.0	2	6	7	0	0	0	0	0	1	0	0	0	0	0	0	0	0	0	0	0	0	11-6

2024 GAME-BY-GAME REGULAR-SEASON STATISTICS (CHIEFS)

DATE	OPPONENT	P/S	TACKLES							INTERCEPTIONS					O. FUMB				ST				MISC		W/L	SCORE		
			TK	S	A	SK	YDS	TFL	YDS	QBH	NO	YDS	LG	TD	PD	FF	FR	TD	YDS	TK	S	A	FF	FR			S	A
09/05	Ravens	P	1	1	0	0.0	0.0	1	2	0	0	0	0	0	0	0	1	0	0	0	0	0	0	0	0	W	27-20	
09/15	Bengals	P	1	0	1	0.0	0.0	0	0	0	0	0	0	0	0	0	0	0	0	0	0	0	0	0	0	W	26-25	
09/22	at Falcons	P	2	2	0	1.0	0.0	1	10	1	0	0	0	0	0	1	0	0	0	0	0	0	0	0	0	W	22-17	
2024 TOTALS		3-0	4	3	1	1.0	0.0	2	12	1	0	0	0	0	0	1	1	0	0	0	0	0	0	0	0	0	0	3-0

2023 GAME-BY-GAME POSTSEASON STATISTICS (CHIEFS)

DATE	OPPONENT	P/S	TACKLES							INTERCEPTIONS					O. FUMB				ST				MISC		W/L	SCORE	
			TK	S	A	SK	YDS	TFL	YDS	QBH	NO	YDS	LG	TD	PD	FF	FR	TD	YDS	TK	S	A	FF	FR			S
01/13	Dolphins																									W	26-7
01/21	at Bills																									W	27-24
01/28	at Ravens																									W	17-10
02/11	49ers	P	1	1	0	0.0	0.0	1	4	0	0	0	0	0	0	0	0	0	0	0	0	0	0	0	0	W	25-22+
2023 TOTALS		1-0	1	1	0	0.0	0.0	1	4	0	0	0	0	0	0	0	0	0	0	0	0	0	0	0	0	0	4-0

+ - Overtime





MATT ARAIZA

PUNTER #14
SAN DIEGO STATE



1ST YEAR IN THE NFL

1ST YEAR WITH THE CHIEFS

HEIGHT: 6'1"
WEIGHT: 200 LBS
DRAFTED: FA-24
BIRTHDAY: 5/16/00

- 👁 Araiza enters his first season with the Chiefs in 2024.
- 👁 Originally entered the NFL as a sixth-round pick (180th overall) by the Buffalo Bills in 2022.

Transactions:

Signed with Kansas City (2/22/24) ... Cut by Buffalo (8/27/22) ... Originally entered the NFL as a sixth round pick (180th overall) by the Buffalo Bills in 2022.

COLLEGE

Played three years at San Diego State (2019-21), redshirted in 2018 ... In 2021, went 45/45 on his PATs and 18-for-28 on field goals ... Had three 50+ yard field goals ... Punted 79 times for 4,044 yards (51.2 avg) ... Had 39 punts of at least 50 yards and 18 of 60+ yards ... Had a net punting average of 44.22 ... Kicked off 73 times for 4,749 yards and 64.7 average ... Set the NCAA FBS record in punting average (51.2), 60-yard punts (18) and 50-yard punts (39) in a season ... In his junior year won the Ray Guy Award, awarded yearly to the most outstanding punter ... Was the first Aztec to win a major postseason award in program history ... Was named Action Network Special Teams Player of the Year ... Won Pro Football Network Best Punter ... Became SDSU's second unanimous All-American ... Was first-team All-American by Walter Camp, FWAA, Associated Press, Sporting News, AFCA, The Athletic, USA Today, ESPN, Pro Football Focus, Pro Football network, CBS Sports, College Football Focus, Bleacher Report, The Action Network and Sports Info Solutions ... Was named Mountain West Special Teams Player of the Week (Sept. 9, Sept. 27, Oct. 18, Oct. 25 and Nov. 15) ... As a sophomore (2020) played in all eight games as kicker and kick off specialist and one as punter ... Went 10-for-14 on field goal attempts and 23-for-24 in PATs ... Led the team with 53 points ... Earned honorable mention All-Mountain West honors for a second consecutive season which is voted on by the league's coaches and media ... Was named to the Lou Groza Award Watch List as nation's top placekicker ... In his freshman season (2019) he handled all kicking duties except punting in 13 games ... Was 22-for-26 on field goal attempts (long of 48 yards) ... Made all 28 PATs ... Set a school single-season record with 22 field goals ... Led the team with 94 points ... Kicked off 65 times for 4,057 yards, averaging 62.4 yards ... Was named All-Mountain West honorable mention, voted on by the league's coaches and media ... Was named second-team All-Mountain West pick by Phil Steele Magazine.

PERSONAL

- 👁 Kicked and punted for three years at Rancho Bernardo High School.
- 👁 Had a field goal long of 53 yards in high school.
- 👁 Went 37-for-48 on field goals.
- 👁 Averaged 41.7 yards per punt with a long of 71 yards.
- 👁 Played some defensive back.
- 👁 Was a MaxPreps sophomore first-team All-American and first-team California Medium Schools pick.
- 👁 Three-time All-CIF San Diego Section Kicker of the Year and two time Palomar League Kicker of the Year.
- 👁 Son of Rico and Kerry Araiza.
- 👁 Majored in interdisciplinary studies.

MATT ARAIZA'S NFL REGULAR SEASON PUNTING STATISTICS

DATE	TEAM	GP	NO.	YDS.	AVG.	OPP. RET.	YDS.	NET YDS.	AVG.	TB	IN20	LG	BK
2022	Bills	0	0	0	0.0	0	0	0	0.0	0	0	0	0
2024	Chiefs	3	8	401	50.1	4	24	337	42.1	2	4	63	0
NFL TOTALS		3	8	401	50.1	4	24	337	42.1	2	4	63	0



SINGLE-GAME HIGHS: PUNTER

Punts	3 at Atlanta, Sep 22, 2024	Net Punting Avg	44.3 at Atlanta, Sep 22, 2024
	3 vs. Baltimore, Sep 05, 2024		33.7 vs. Baltimore, Sep 05, 2024
	2 vs. Cincinnati, Sep 15, 2024	Longest Punts	63 vs. Cincinnati, Sep 15, 2024
Gross Punting Yards	145 at Atlanta, Sep 22, 2024		56 vs. Baltimore, Sep 05, 2024
	144 vs. Baltimore, Sep 05, 2024		52 at Atlanta, Sep 22, 2024
	112 vs. Cincinnati, Sep 15, 2024	Inside the 20	2 vs. Cincinnati, Sep 15, 2024
Gross Punting Avg	48.3 at Atlanta, Sep 22, 2024		1 at Atlanta, Sep 22, 2024
	48.0 vs. Baltimore, Sep 05, 2024		1 vs. Baltimore, Sep 05, 2024
Net Punting Yards	133 at Atlanta, Sep 22, 2024		
	103 vs. Cincinnati, Sep 15, 2024		
	101 vs. Baltimore, Sep 05, 2024		

2024 GAME-BY-GAME REGULAR-SEASON STATISTICS (CHIEFS)

DATE	OPPONENT		NO.	YDS.	AVG.	OPP. RET.	YDS.	NET YDS.	AVG	TB	IN20	LG	BK	W/L	SCORE
09/05	Ravens	P	3	144	48.0	1	3	101	33.7	2	1	56	0	W	27-20
09/15	Bengals	P	2	112	56.0	1	9	103	51.5	0	2	63	0	W	26-25
09/22	at Falcons	P	3	145	48.3	2	12	133	44.3	0	1	52	0	W	22-17
2024 TOTALS			3	8	401	50.1	4	24	337	42.1	2	4	63	0	3-0





NICK BOLTON



LINEBACKER #32
MISSOURI

4TH YEAR IN THE NFL

4TH YEAR WITH THE CHIEFS

HEIGHT: 5'11"
WEIGHT: 237 LBS
DRAFTED: D2A-21
BIRTHDAY: 3/10/00

- 👁 Bolton enters his fourth season with the Chiefs in 2024.
- 👁 Originally entered the NFL as a second-round pick (58th overall) by the Kansas City Chiefs in the 2021 NFL Draft.

Career Highlights:

- 👁 Finished second overall league wide in total tackles made in 2022 (180) and recorded the franchise's single-season best.
- 👁 Had nine games with 10 or more tackles in 2022, marking the most 10+-tackle games in a single-season in Chiefs history.
- 👁 Against the Denver Broncos (1/8/22), Bolton scooped up a fumble and returned it 86 yards for a touchdown. The fumble return ties for the fourth-longest fumble return for a touchdown in franchise history. It marked Bolton's first-career fumble recovery and his first career defensive touchdown.
- 👁 Led the team with 112 total tackles (70 solo, 42 assisted) and 11 tackles for loss in 2021.
- 👁 Moved into fifth place for most tackles in a season (112) by a rookie player in franchise history, passing S Greg Wesley (101, 2000).

Postseason Career Highlights:

- 👁 In Super Bowl LVII in Arizona, Bolton returned a fumble 36 yards for a touchdown that tied the Chiefs 14-14 with the Eagles. Bolton had a similar play later in the game that was called back. His touchdown made him the first Missouri Tiger to score in the Super Bowl.

Honors:

- 👁 Was voted by teammates as a defensive team captain prior to the club's 2022 playoff games.
- 👁 2021 Mack Lee Hill Award winner, voted by teammates as best rookie.
- 👁 2021 PFWA All-Rookie Team.
- 👁 October 2021 Defensive Rookie of the Month.

Transactions:

Originally entered the NFL as a second-round pick (58th overall) by the Kansas City Chiefs in the 2021 NFL Draft.

COLLEGE

Appeared in 35 games at Mizzou over three seasons (2018-20) ... Totaled 224 tackles (147 solo), 16.0 tackles for loss, 4.0 sacks, two interceptions, 15 passes defended and one fumble recovery ... Was a two-time first-team All-SEC and second and third-team All-American ... Led Missouri in tackles in each of his last two seasons - racking up 202 total tackles since 2019 while averaging more than nine tackles per game ... During his final season at Mizzou, a ten-game season due to COVID-19, he tallied 95 tackles (61 solo), 7.5 tackles for loss, 2.0 sacks, five passes defended and his first-career fumble recovery ... In 2019, his 107 tackles were the SEC's top-mark during the regular season and only LSU's Jacob Phillips, who played in 15 games vs. Bolton's 12, finished ahead of Bolton on the SEC tackle chart (113 in 15 games) ... His 8.92 tackles per game were far-and-away the best mark in the league, beating Arkansas De'Jon Harris (8.42 per game) ... His 74 solo tackles were 15 more than any other defender in the SEC and ranked 31st nationally in tackles per game while his 74 solo tackles the fifth-most in the nation.

PERSONAL

- 👁 Was a proven leader at Frisco Lone Star, earning District MVP honors twice.
- 👁 As a senior, he was named District 13-5A Defensive MVP for the second consecutive season after totaling 130 tackles, with 16 tackles for loss and five interceptions.
- 👁 Named 2016 District 13-5A Defensive MVP after totaling 111 tackles, seven tackles for loss, three forced fumbles and one interception.
- 👁 In 2015, he totaled 81 tackles with three interceptions and 4.0 sacks.
- 👁 Named the No. 5 linebacker in the Dallas-Fort Worth area by the Dallas Morning News.
- 👁 Morning News first-team All-State at linebacker.
- 👁 Guided Frisco Lone Star to a 12-2 record with an appearance in the regional final as a senior.
- 👁 Hometown: Frisco, Texas.



NICK BOLTON'S NFL REGULAR SEASON DEFENSIVE STATISTICS

DATE	TEAM	GP	GS	TACKLES							INTERCEPTIONS					O. FUMB				ST				MISC		
				TK	S	A	TFL	YDS	SK	YDS	QBH	NO	YDS	LG	TD	PD	FF	FR	TD	YDS	TK	S	A	FF	FR	S
2021	Chiefs	16	12	112	70	42	11	11	0.0	0.0	3	0	0	0	0	3	0	1	1	86	0	0	0	0	0	0
2022	Chiefs	17	17	180	108	72	9	22	2.0	19.0	7	2	15	15	0	3	1	0	0	0	0	0	0	0	0	
2023	Chiefs	8	8	60	38	22	1	0	0.0	0.0	1	1	1	1	0	3	0	0	0	0	0	0	0	0	0	
2024	Chiefs	3	3	22	15	7	4	7	0.0	0.0	0	0	0	0	0	2	0	0	0	0	0	0	0	0	0	
NFL TOTALS		44	40	374	231	143	25	40	2.0	19.0	11	3	16	15	0	11	1	1	1	86	0	0	0	0	0	

NICK BOLTON'S NFL POSTSEASON DEFENSIVE STATISTICS

DATE	TEAM	GP	GS	TACKLES							INTERCEPTIONS					O. FUMB				ST				MISC	
				TK	S	A	TFL	YDS	SK	YDS	QBH	NO	YDS	LG	TD	PD	FF	FR	TD	YDS	TK	S	A	FF	FR
2021	Chiefs	3	2	18	10	8	1	0	0.0	0.0	0	0	0	0	0	0	0	0	0	0	1	1	0	0	0
2022	Chiefs	3	3	23	15	8	0	0	0.0	0.0	0	0	0	0	0	0	2	1	36	0	0	0	0	0	0
2023	Chiefs	4	4	40	18	22	2	3	0.0	0.0	2	0	0	0	0	1	0	0	0	0	0	0	0	0	0
NFL TOTALS		10	9	81	43	38	3	3	0.0	0.0	2	0	0	0	0	1	0	2	1	36	1	1	0	0	0

SINGLE-GAME HIGHS: DEFENSIVE

Total Tackles	18 vs. Seattle, Dec 24, 2022 16 at Las Vegas, Jan 07, 2023 16 at Cincinnati, Dec 04, 2022 15 at Tennessee, Oct 24, 2021 14 at L.A. Chargers, Nov 20, 2022 ...1 more at 14.	Fumble Recoveries	1 at Denver, Jan 08, 2022 4 at Tennessee, Oct 24, 2021 3 at Atlanta, Sep 22, 2024 2 vs. Buffalo, Oct 16, 2022 2 vs. Buffalo, Oct 10, 2021 1 vs. Cincinnati, Sep 15, 2024 ...13 more at 1.
Solo Tackles	10 at L.A. Chargers, Nov 20, 2022 10 at L.A. Chargers, Dec 16, 2021 9 vs. Cincinnati, Dec 31, 2023 9 vs. Buffalo, Oct 16, 2022 ...1 more at 9.	Interceptions	1 vs. L.A. Rams, Nov 27, 2022 1 at L.A. Chargers, Nov 20, 2022
Sacks	2.0 at Indianapolis, Sep 25, 2022	Interception Return Yards	15 vs. L.A. Rams, Nov 27, 2022 1 vs. Denver, Oct 12, 2023
Passes Defensed	3 at L.A. Chargers, Dec 16, 2021 1 vs. Cincinnati, Sep 15, 2024 1 vs. Baltimore, Sep 05, 2024 1 vs. Cincinnati, Dec 31, 2023 ...5 more at 1.	Longest Opp Fumble Return	86 at Denver, Jan 08, 2022
Forced Fumbles	1 at L.A. Chargers, Nov 20, 2022		

SINGLE-GAME HIGHS - POSTSEASON: DEFENSIVE

Total Tackles	13 vs. San Francisco, Feb 11, 2024 13 at Buffalo, Jan 21, 2024 10 vs. Miami, Jan 13, 2024 10 vs. Jacksonville, Jan 21, 2023 9 at Philadelphia, Feb 12, 2023 8 at Philadelphia, Feb 12, 2023 6 vs. Jacksonville, Jan 21, 2023 5 vs. San Francisco, Feb 11, 2024 5 at Buffalo, Jan 21, 2024 5 vs. Miami, Jan 13, 2024 ...1 more at 5.	Tackles For Loss	1 vs. San Francisco, Feb 11, 2024 1 vs. Miami, Jan 13, 2024 1 vs. Buffalo, Jan 23, 2022 1 vs. Pittsburgh, Jan 16, 2022
Solo Tackles	8 at Philadelphia, Feb 12, 2023 6 vs. Jacksonville, Jan 21, 2023 5 vs. San Francisco, Feb 11, 2024 5 at Buffalo, Jan 21, 2024 5 vs. Miami, Jan 13, 2024 ...1 more at 5.	Special Teams Tackles	1 vs. Pittsburgh, Jan 16, 2022
Passes Defensed	1 at Baltimore, Jan 28, 2024	Longest Opp Fumble Return	36 at Philadelphia, Feb 12, 2023
Fumble Recoveries	1 at Philadelphia, Feb 12, 2023 1 vs. Jacksonville, Jan 21, 2023		



2021 GAME-BY-GAME POSTSEASON STATISTICS (CHIEFS)

DATE	OPPONENT	P/S	TACKLES							INTERCEPTIONS					O. FUMB				ST				MISC		W/L	SCORE		
			TK	S	A	SK	YDS	TFL	YDS	QBH	NO	YDS	LG	TD	PD	FF	FR	TD	YDS	TK	S	A	FF	FR			S	A
01/16	Steelers	P	7	5	2	0.0	0.0	0	0	0	0	0	0	0	0	0	0	0	1	1	0	0	0	0	0	0	W	42-21
01/23	Bills	S	8	3	5	0.0	0.0	1	0	0	0	0	0	0	0	0	0	0	0	0	0	0	0	0	0	W	42-36+	
01/30	Bengals	S	3	2	1	0.0	0.0	0	0	0	0	0	0	0	0	0	0	0	0	0	0	0	0	0	0	L	24-27+	
2021 TOTALS		3-2	18	10	8	0.0	0.0	1	0	0	0	0	0	0	0	0	0	0	1	1	0	0	0	0	0	2-1		

+ - Overtime

2022 GAME-BY-GAME POSTSEASON STATISTICS (CHIEFS)

DATE	OPPONENT	P/S	TACKLES							INTERCEPTIONS					O. FUMB				ST				MISC		W/L	SCORE	
			TK	S	A	SK	YDS	TFL	YDS	QBH	NO	YDS	LG	TD	PD	FF	FR	TD	YDS	TK	S	A	FF	FR			S
01/21	Jaguars	S	10	6	4	0.0	0.0	0	0	0	0	0	0	0	0	0	1	0	0	0	0	0	0	0	0	W	27-20
01/29	Bengals	S	4	1	3	0.0	0.0	0	0	0	0	0	0	0	0	0	0	0	0	0	0	0	0	0	0	W	23-20
02/12	at Eagles	S	9	8	1	0.0	0.0	0	0	0	0	0	0	0	0	1	1	36	0	0	0	0	0	0	0	W	38-35
2022 TOTALS		3-3	23	15	8	0.0	0.0	0	0	0	0	0	0	0	0	2	1	36	0	0	0	0	0	0	0	3-0	

2023 GAME-BY-GAME POSTSEASON STATISTICS (CHIEFS)

DATE	OPPONENT	P/S	TACKLES							INTERCEPTIONS					O. FUMB				ST				MISC		W/L	SCORE	
			TK	S	A	SK	YDS	TFL	YDS	QBH	NO	YDS	LG	TD	PD	FF	FR	TD	YDS	TK	S	A	FF	FR			S
01/13	Dolphins	S	10	5	5	0.0	0.0	1	3	0	0	0	0	0	0	0	0	0	0	0	0	0	0	0	0	W	26-7
01/21	at Bills	S	13	5	8	0.0	0.0	0	0	0	0	0	0	0	0	0	0	0	0	0	0	0	0	0	0	W	27-24
01/28	at Ravens	S	4	3	1	0.0	0.0	0	0	0	0	0	0	1	0	0	0	0	0	0	0	0	0	0	0	W	17-10
02/11	49ers	S	13	5	8	0.0	0.0	1	0	2	0	0	0	0	0	0	0	0	0	0	0	0	0	0	0	W	25-22+
2023 TOTALS		4-4	40	18	22	0.0	0.0	2	3	2	0	0	0	1	0	0	0	0	0	0	0	0	0	0	0	4-0	

+ - Overtime





HARRISON BUTKER



KICKER #7
GEORGIA TECH



8TH YEAR IN THE NFL

8TH YEAR WITH THE CHIEFS

HEIGHT: 6'4"
WEIGHT: 205 LBS
DRAFTED: FA-17
BIRTHDAY: 7/14/95

- Butker enters his eighth season with the Chiefs in 2024.
- Originally entered the NFL as a seventh-round pick (233rd overall) by the Carolina Panthers in the 2017 NFL Draft.

Career Highlights:

- His 900 points are the third-most all-time points in franchise history. He is only the third player in franchise history with 900 or more career points. His 221 field goal attempts and 197 makes are the third most in Chiefs history.
- Passed the 100-point plateau for five-consecutive seasons (2017-21). He was eight points shy in 2022 due to a high ankle sprain that forced him to sit for four games. Butker's five seasons with 100 or more points are tied for the second-most in franchise history with PFHOF K Jan Stenerud (1967-71). He recorded his sixth season with 100+ points in 2023 (137), giving him the second-most seasons with such a mark in NFL history.
- Passed K Nick Lowery (20) for first in franchise history for most field goals made of 50+ yards in a Chiefs kicker's career with 28. He is tied with Chris Boswell for the fifth-most 50+ yard field goals since 2017 in league history.
- Against Cincinnati (12/31/23), recorded career single-game highs for field goals made (6), field goal attempts (6) and points (19).
- Did not miss a single PAT in the 2023 season and missed just two field goals all season for a conversion percentage of .943.
- Made 24 consecutive field goals from 2022 to 2023, the most in Chiefs history.
- Tallied 844 points in his first 100 games, second only to Justin Tucker's 850 points.
- During his return in Week 6 of the 2022 season, Butker kicked the longest field goal recorded at GEHA Field at Arrowhead Stadium with a 62-yard boot. His 62-yard field goal against the Buffalo Bills is his longest field goal of his career and is also the longest field goal in franchise history.
- Butker kicked two field goals and a point after to force three overtime games in the 2021 season. The point after came against the Chargers (12/16/21). The two field goals were versus the Buffalo Bills in the AFC Divisional Round Game (1/23/22) and versus the Cincinnati Bengals in the AFC Championship Game (1/30/22).
- In the game vs. the L.A. Chargers (9/20/20), Butker converted two former career-long 58-yard field goals (one in the third quarter and one in overtime) to tie Lowery for the longest-made field goal in Chiefs history, at the time. During this game Butker also notched his 16th-consecutive game with a made field goal setting the franchise record for most

consecutive games with a made field goal, passing K Lawrence Tynes who scored a field goal in 15-consecutive games from Week 15 of 2004 to Week 13 of 2005.

- During the 2019 season, Butker reached 147 points setting a new record for the most points by a kicker in a single season. It trailed only Priest Holmes' 162 points in 2003 for most in franchise history.
- Butker converted a field goal in 14-straight games in 2019, tying for the longest individual streak in a single-season in franchise history with Jan Stenerud with 14.
- In the game vs. Minnesota (11/3/19), Butker converted 54- and 44-yard field goals in the final three minutes of the game allowing the Chiefs to tie and then win the game. The last kicker in NFL History to kick a game tying FG of 50+ yards and a FG of 40+ yards to put his team ahead for good with both coming in the final three minutes of the fourth quarter was Buccaneers K Martin Gramatica on Oct. 27, 2002.
- With 38 made field goals during the 2017 season Butker holds the franchise record for most field goals made in a single season.
- Butker tallied 426 career points in his first three NFL seasons, the most by any player in NFL history in their first three seasons.
- During his rookie season he recorded 142 points for the 2017 season, ranking first in franchise history, at the time, for most points by a kicker in a single season, passing Lowery's previous mark of 139 set in 1990.
- In the game vs. the Buffalo Bills (11/26/17), Butker converted a 45-yard field goal, giving him 23 consecutive made field goals, which ranked first at the time for the most consecutive field goals made in franchise history.

Postseason Career Highlights:

- One of six players to have been on the active roster for all three of the club's Super Bowl victories over the past five years (LIV, LVII and LVIII). He is joined by G Nick Allegretti, DT Chris Jones, TE Travis Kelce, QB Patrick Mahomes and LS James Winchester.
- Has played in 19 postseason games for the Chiefs, tying him with teammate DT Chris Jones for the third-most in franchise history.
- In seven postseasons, Butker owns 158 career postseason points, extending his franchise record. He has 62 career PATs to go along with 32 made field goals, both sitting as the top marks in franchise history.
- With 158 points in the postseason, Butker has the fifth-most points scored in the postseason by any player in NFL history. He ranks fifth amongst kickers as well.



- Converted two 50+ yard field goals in the 2023 postseason giving him six career postseason 50+ yard field goals, the most in NFL history passing K Adam Vinatieri.
- Butker did not miss a single kick in the 2023 postseason and recorded career postseason highs for made field goals (11) and attempts (11). He added eight extra points.
- In his first four postseason campaigns, Butker scored 65 points, passing RB Damien Williams (60) for the most playoff points scored in franchise history, at the time.
- In Super Bowl LVIII in Las Vegas, Butker converted a 57-yard field goal, the longest field goal in Super Bowl history, helping propel the club to their 25-22 victory.
- In Super Bowl LVIII against the 49ers, Butker converted a 29-yard field goal to send the game into overtime tied at 19-19. He converted four field goals in Super Bowl LVIII, tying his postseason career high that he had set just a few weeks before against Miami in the Wild Card Game for made field goals in a game.
- In Super Bowl LVII in Arizona, Butker kicked a 27-yard field goal giving the Chiefs a 38-35 advantage with eight seconds left. His kick gave the Chiefs their third Super Bowl win in franchise history.
- In Super Bowl LV in Tampa Bay, Butker scored three field goals giving him 11 made field goals in the postseason passing Stenerud (nine) for the most playoff field goals made in franchise history. His three field goals in the game tied for the most field goals made in a single postseason game in team

history, at the time.

- In Super Bowl LV, Butker connected on a 52-yard field goal, marking the longest made field goal in Chiefs postseason history. He topped the previous franchise-long kick of 50 yards, which he set in the 2020 AFC Divisional matchup against the Cleveland Browns.

Honors:

- Voted by his teammates to be a captain prior to the 2023 Playoffs.
- 2023 Week 17 AFC Special Teams Player of the Week.
- 2020 Week 2 AFC Special Teams Player of the Week.
- November 2019 AFC Special Teams Player of the Month.
- 2019 Week 9 AFC Special Teams Player of the Week.
- October and December 2017 AFC Special Teams Player of the Month.
- 2017 Weeks 8 and 16 AFC Special Teams Player of the Week.
- 2017 PFWA All-Rookie Team.

Transactions:

Re-signed with Kansas City (6/13/19) ... Re-signed with Kansas City (4/15/19) ... Signed with Kansas City (9/26/17) ... Signed with Carolina's practice squad (9/14/17) ... Released by Carolina (9/13/17) ... Originally entered the NFL as a seventh-round pick (233rd overall) by the Carolina Panthers in the 2017 NFL Draft.

COLLEGE

Played in 52 games at Georgia Tech ... Finished his career first in school history with 337 points scored and third with a 71.7 field goal percentage ... Converted a school record 208-of-210 extra point tries ... Ended his career with 102 consecutive extra points made ... Connected on 43-of-60 field goal attempts, including four-of-seven from 50 yards or more with a long of 53 yards ... Recorded 177 touchbacks on 294 kickoffs ... Named All-ACC honorable mention his senior year.

PERSONAL

- Lettered three years in football and basketball, and four years in soccer at Westminster High School in Atlanta, Ga.
- Named All-State kicker in 2011 and 2012.
- Finished high school with Westminster's school record for longest field goal (53 yards) and the school mark for most field goals in a season, going 16-for-17 during his junior year.
- Won a pair of state championships on the soccer field in 2011 and 2012.
- Graduated from Georgia Tech with a degree in industrial engineering.
- Hometown: Decatur, Ga.

HARRISON BUTKER'S NFL REGULAR SEASON KICKING STATISTICS

DATE	TEAM	GP	FGM	FGA	PCT.	LG	XP	XPA	PCT.	BLK	PTS
2017	Panthers	0	0	0	0.0	0	0	0	0.0	0	0
Went from Carolina to Kansas City.											
2017	Chiefs	13	38	42	90.5	53	28	28	100.0	0	142
2017	TOTAL	13	38	42	90.5	53	28	28	100.0	0	142
2018	Chiefs	16	24	27	88.9	54	65	69	94.2	0	137
2019	Chiefs	16	34	38	89.5	56	45	48	93.8	1	147
2020	Chiefs	16	25	27	92.6	58	48	54	88.9	0	123
2021	Chiefs	16	25	28	89.3	56	47	49	95.9	0	122
2022	Chiefs	13	18	24	75.0	62	38	41	92.7	1	92
2023	Chiefs	17	33	35	94.3	60	38	38	100.0	0	137
2024	Chiefs	3	7	7	100.0	53	6	7	85.7	0	27
NFL TOTALS		110	204	228	89.5	62	315	334	94.3	2	927

HARRISON BUTKER'S NFL POSTSEASON KICKING STATISTICS

DATE	TEAM	GP	FGM	FGA	PCT.	LG	XP	XPA	PCT.	BLK	PTS
2017	Chiefs	1	0	1	0.0	0	3	3	100.0	0	3
2018	Chiefs	2	2	2	100.0	39	8	8	100.0	0	14
2019	Chiefs	3	2	2	100.0	31	15	16	93.8	0	21
2020	Chiefs	3	7	8	87.5	52	6	7	85.7	0	27
2021	Chiefs	3	4	5	80.0	49	12	13	92.3	0	24
2022	Chiefs	3	6	7	85.7	50	10	10	100.0	0	28
2023	Chiefs	4	11	11	100.0	57	8	8	100.0	0	41
NFL TOTALS		19	32	36	88.9	57	62	65	95.4	0	158

HARRISON BUTKER'S NFL REGULAR SEASON FIELD-GOAL ACCURACY STATISTICS

DATE	TEAM	1-19	PCT.	20-29	PCT.	30-39	PCT.	40-49	PCT.	50+	PCT.
2017	Panthers	0-0	0.0	0-0	0.0	0-0	0.0	0-0	0.0	0-0	0.0
Went from Carolina to Kansas City .											
2017	Chiefs	0-0	0.0	8-8	100.0	16-17	94.1	10-12	83.3	4-5	80.0
2017	TOTAL	0-0	0.0	8-8	100.0	16-17	94.1	10-12	83.3	4-5	80.0
2018	Chiefs	0-0	0.0	9-9	100.0	7-7	100.0	6-7	85.7	2-4	50.0
2019	Chiefs	0-0	0.0	9-9	100.0	9-10	90.0	13-13	100.0	3-6	50.0
2020	Chiefs	2-2	100.0	7-7	100.0	9-9	100.0	3-5	60.0	4-4	100.0
2021	Chiefs	0-0	0.0	3-3	100.0	11-11	100.0	4-5	80.0	7-9	77.8
2022	Chiefs	0-0	0.0	7-7	100.0	4-5	80.0	4-5	80.0	3-7	42.9
2023	Chiefs	0-0	0.0	8-8	100.0	13-15	86.7	7-7	100.0	5-5	100.0
2024	Chiefs	1-1	100.0	1-1	100.0	2-2	100.0	1-1	100.0	2-2	100.0
NFL TOTALS		3-3	100.0	52-52	100.0	71-76	93.4	48-55	87.3	30-42	71.4

HARRISON BUTKER'S NFL POSTSEASON FIELD-GOAL ACCURACY STATISTICS

DATE	TEAM	1-19	PCT.	20-29	PCT.	30-39	PCT.	40-49	PCT.	50+	PCT.
2017	Chiefs	0-0	0.0	0-0	0.0	0-0	0.0	0-1	0.0	0-0	0.0
2018	Chiefs	0-0	0.0	0-0	0.0	2-2	100.0	0-0	0.0	0-0	0.0
2019	Chiefs	0-0	0.0	1-1	100.0	1-1	100.0	0-0	0.0	0-0	0.0
2020	Chiefs	0-0	0.0	1-1	100.0	2-3	66.7	2-2	100.0	2-2	100.0
2021	Chiefs	0-0	0.0	1-1	100.0	1-1	100.0	2-2	100.0	0-1	0.0
2022	Chiefs	0-0	0.0	2-2	100.0	0-0	0.0	2-3	66.7	2-2	100.0
2023	Chiefs	0-0	0.0	7-7	100.0	1-1	100.0	1-1	100.0	2-2	100.0
NFL TOTALS		0-0	0.0	12-12	100.0	7-8	87.5	7-9	77.8	6-7	85.7

SINGLE-GAME HIGHS: KICKER

Field Goals Made	6 vs. Cincinnati, Dec 31, 2023 5 vs. Denver, Dec 06, 2020 5 vs. Miami, Dec 24, 2017 5 vs. Denver, Oct 30, 2017 ...1 more at 5.	Points	19 vs. Cincinnati, Dec 31, 2023 18 at Houston, Oct 08, 2017 17 vs. Miami, Dec 24, 2017 17 vs. Denver, Oct 30, 2017 16 vs. Denver, Dec 06, 2020 ...2 more at 16.
Field Goal Attempts	6 vs. Cincinnati, Dec 31, 2023 6 vs. Miami, Dec 24, 2017 5 vs. Denver, Dec 06, 2020 5 at Tennessee, Nov 10, 2019 ...2 more at 5.	Special Teams Tackles	1 vs. Denver, Dec 06, 2020 1 vs. Baltimore, Dec 09, 2018 1 vs. Arizona, Nov 11, 2018
Longest Field Goals Made	62 vs. Buffalo, Oct 16, 2022 60 vs. Denver, Oct 12, 2023 58 at L.A. Chargers, Sep 20, 2020 56 at Denver, Oct 29, 2023 56 vs. Denver, Dec 05, 2021 ...1 more at 56.	Kickoff Average	67.2 at Las Vegas, Nov 26, 2023 67.0 vs. Carolina, Nov 08, 2020 66.7 vs. L.A. Rams, Nov 27, 2022 66.6 at Denver, Dec 31, 2017 66.3 vs. Oakland, Dec 30, 2018 ...2 more at 66.3.
Longest Field Goal Attempts	62 vs. Buffalo, Oct 16, 2022 60 vs. Denver, Oct 12, 2023 58 at L.A. Chargers, Sep 20, 2020 58 at L.A. Chargers, Sep 20, 2020 57 at Tennessee, Oct 24, 2021	Extra Point Attempt Percentage	100.0 vs. Chicago, Sep 24, 2023 100.0 at San Francisco, Oct 23, 2022 100.0 vs. Las Vegas, Dec 12, 2021 ...11 more at 100.0.
PATs Made	6 at San Francisco, Oct 23, 2022 6 vs. Las Vegas, Dec 12, 2021 6 at Philadelphia, Oct 03, 2021 ...3 more at 6.	Field Goal Percentage	100.0 vs. Cincinnati, Dec 31, 2023 100.0 vs. Denver, Oct 12, 2023 100.0 vs. L.A. Rams, Nov 27, 2022 ...8 more at 100.0.
PAT Attempts	7 at L.A. Rams, Nov 19, 2018 6 at San Francisco, Oct 23, 2022 6 vs. Las Vegas, Dec 12, 2021 6 at Philadelphia, Oct 03, 2021 ...2 more at 6.	Touchbacks	9 at Denver, Oct 25, 2020 8 vs. Cincinnati, Dec 31, 2023 8 at New England, Oct 14, 2018 8 at Houston, Oct 08, 2017 7 vs. Chicago, Sep 24, 2023 ...3 more at 7.

SINGLE-GAME HIGHS - POSTSEASON: KICKER

Field Goals Made	4 vs. San Francisco, Feb 11, 2024 4 vs. Miami, Jan 13, 2024 3 vs. Cincinnati, Jan 29, 2023 3 vs. Buffalo, Jan 23, 2022 ...2 more at 3.	Points	14 vs. Miami, Jan 13, 2024 13 vs. San Francisco, Feb 11, 2024 12 vs. Buffalo, Jan 23, 2022 11 vs. Cincinnati, Jan 29, 2023 10 vs. Cleveland, Jan 17, 2021
Field Goal Attempts	4 vs. San Francisco, Feb 11, 2024 4 vs. Miami, Jan 13, 2024 4 vs. Buffalo, Jan 23, 2022 ...1 more at 4.	Special Teams Tackles	1 vs. Jacksonville, Jan 21, 2023
Longest Field Goals Made	57 vs. San Francisco, Feb 11, 2024 52 at Baltimore, Jan 28, 2024 52 at Tampa Bay, Feb 07, 2021 50 vs. Jacksonville, Jan 21, 2023 50 vs. Cleveland, Jan 17, 2021	Kickoff Average	65.0 vs. San Francisco, Feb 11, 2024 65.0 vs. Jacksonville, Jan 21, 2023 65.0 vs. Buffalo, Jan 24, 2021 64.6 vs. Houston, Jan 12, 2020 64.0 vs. Buffalo, Jan 23, 2022
Longest Field Goal Attempts	57 vs. San Francisco, Feb 11, 2024 52 at Baltimore, Jan 28, 2024 52 at Tampa Bay, Feb 07, 2021 50 vs. Jacksonville, Jan 21, 2023 50 vs. Jacksonville, Jan 21, 2023 ...2 more at 50.	Extra Point Attempt Percentage	100.0 at Philadelphia, Feb 12, 2023 100.0 vs. Pittsburgh, Jan 16, 2022 100.0 vs. Buffalo, Jan 24, 2021 ...1 more at 100.0.
PATs Made	6 vs. Pittsburgh, Jan 16, 2022 6 vs. Houston, Jan 12, 2020 5 at Philadelphia, Feb 12, 2023 5 vs. Buffalo, Jan 24, 2021 ...1 more at 5.	Field Goal Percentage	100.0 vs. San Francisco, Feb 11, 2024 100.0 vs. Miami, Jan 13, 2024 75.0 vs. Buffalo, Jan 23, 2022 75.0 vs. Cleveland, Jan 17, 2021 7 vs. San Francisco, Feb 11, 2024 7 vs. Buffalo, Jan 24, 2021
PAT Attempts	7 vs. Houston, Jan 12, 2020 6 vs. Pittsburgh, Jan 16, 2022 5 at Philadelphia, Feb 12, 2023 5 vs. Buffalo, Jan 24, 2021 5 vs. Tennessee, Jan 19, 2020	Touchbacks	6 at Philadelphia, Feb 12, 2023 6 vs. Buffalo, Jan 23, 2022 ...1 more at 6.

2017 GAME-BY-GAME REGULAR-SEASON STATISTICS (PANTHERS/CHIEFS)

DATE	OPPONENT		FIELD GOALS				EXTRA POINTS				PTS	W/L	SCORE
			FGM	FGA	PCT	LG	XP	XPA	PCT	BLK			
09/10	at 49ers						INACTIVE				W	23-3	
09/17	Bills						PRACTICE SQUAD				W	9-3	
09/24	Saints						PRACTICE SQUAD				L	13-34	
							Went from Panthers to Chiefs.						
10/02	Redskins	P	3	4	75.0	43	2	2	100.0	0	11	W	29-20
10/08	at Texans	P	5	5	100.0	49	3	3	100.0	0	18	W	42-34
10/15	Steelers	P	2	2	100.0	46	1	1	100.0	0	7	L	13-19
10/19	at Raiders	P	3	3	100.0	53	3	3	100.0	0	12	L	30-31
10/30	Broncos	P	5	5	100.0	51	2	2	100.0	0	17	W	29-19
11/05	at Cowboys	P	1	1	100.0	38	2	2	100.0	0	5	L	17-28
11/19	at Giants	P	3	3	100.0	31	0	0	0.0	0	9	L	9-12+
11/26	Bills	P	1	1	100.0	45	1	1	100.0	0	4	L	10-16
12/03	at Jets	P	1	2	50.0	36	4	4	100.0	0	7	L	31-38
12/10	Raiders	P	4	4	100.0	53	2	2	100.0	0	14	W	26-15
12/16	Chargers	P	3	4	75.0	51	3	3	100.0	0	12	W	30-13
12/24	Dolphins	P	5	6	83.3	49	2	2	100.0	0	17	W	29-13
12/31	at Broncos	P	2	2	100.0	30	3	3	100.0	0	9	W	27-24
2017 TOTALS		13	38	42	90.5	53	28	28	100.0	0	142	9-7	

+ - Overtime



2018 GAME-BY-GAME REGULAR-SEASON STATISTICS (CHIEFS)

DATE	OPPONENT	P	FIELD GOALS				EXTRA POINTS				PTS	W/L	SCORE
			FGM	FGA	PCT	LG	XP	XPA	PCT	BLK			
09/09	at Chargers	P	1	1	100.0	46	5	5	100.0	0	8	W	38-28
09/16	at Steelers	P	0	0	0.0	0	6	6	100.0	0	6	W	42-37
09/23	49ers	P	1	1	100.0	37	5	5	100.0	0	8	W	38-27
10/01	at Broncos	P	2	2	100.0	33	3	3	100.0	0	9	W	27-23
10/07	Jaguars	P	3	3	100.0	42	3	3	100.0	0	12	W	30-14
10/14	at Patriots	P	4	4	100.0	43	4	4	100.0	0	16	L	40-43
10/21	Bengals	P	1	2	50.0	26	6	6	100.0	0	9	W	45-10
10/28	Broncos	P	1	1	100.0	24	3	4	75.0	0	6	W	30-23
11/04	at Browns	P	1	1	100.0	39	4	5	80.0	0	7	W	37-21
11/11	Cardinals	P	2	2	100.0	46	2	2	100.0	0	8	W	26-14
11/19	at Rams	P	1	1	100.0	21	6	7	85.7	0	9	L	51-54
12/02	at Raiders	P	2	2	100.0	50	4	5	80.0	1	10	W	40-33
12/09	Ravens	P	2	4	50.0	35	3	3	100.0	0	9	W	27-24+
12/13	Chargers	P	0	0	0.0	0	4	4	100.0	0	4	L	28-29
12/23	at Seahawks	P	3	3	100.0	54	2	2	100.0	0	11	L	31-38
12/30	Raiders	P	0	0	0.0	0	5	5	100.0	0	5	W	35-3
2018 TOTALS			16	24	27	88.9	54	65	69	94.2	1	137	12-4

+ - Overtime

2019 GAME-BY-GAME REGULAR-SEASON STATISTICS (CHIEFS)

DATE	OPPONENT	P	FIELD GOALS				EXTRA POINTS				PTS	W/L	SCORE
			FGM	FGA	PCT	LG	XP	XPA	PCT	BLK			
09/08	at Jaguars	P	4	4	100.0	46	4	4	100.0	0	16	W	40-26
09/15	at Raiders	P	0	0	0.0	0	4	4	100.0	0	4	W	28-10
09/22	Ravens	P	2	2	100.0	42	3	4	75.0	0	9	W	33-28
09/29	at Lions	P	2	3	66.7	44	4	4	100.0	0	10	W	34-30
10/06	Colts	P	2	2	100.0	36	1	1	100.0	0	7	L	13-19
10/13	Texans	P	1	2	50.0	41	3	3	100.0	0	6	L	24-31
10/17	at Broncos	P	3	3	100.0	39	3	3	100.0	0	12	W	30-6
10/27	Packers	P	1	2	50.0	28	3	3	100.0	0	6	L	24-31
11/03	Vikings	P	4	4	100.0	54	2	2	100.0	0	14	W	26-23
11/10	at Titans	P	4	5	80.0	43	2	3	66.7	0	14	L	32-35
11/18	at Chargers	P	1	1	100.0	41	3	3	100.0	0	6	W	24-17
12/01	Raiders	P	1	1	100.0	50	5	5	100.0	0	8	W	40-9
12/08	at Patriots	P	3	3	100.0	48	2	2	100.0	0	11	W	23-16
12/15	Broncos	P	3	3	100.0	44	0	0	0.0	0	9	W	23-3
12/22	at Bears	P	2	2	100.0	56	2	3	66.7	0	8	W	26-3
12/29	Chargers	P	1	1	100.0	40	4	4	100.0	0	7	W	31-21
2019 TOTALS			16	34	38	89.5	56	45	48	93.8	0	147	12-4

2020 GAME-BY-GAME REGULAR-SEASON STATISTICS (CHIEFS)

DATE	OPPONENT	P	FIELD GOALS				EXTRA POINTS				PTS	W/L	SCORE
			FGM	FGA	PCT	LG	XP	XPA	PCT	BLK			
09/10	Texans	P	2	2	100.0	29	4	4	100.0	0	10	W	34-20
09/20	at Chargers	P	3	3	100.0	58	0	1	0.0	1	9	W	23-20+
09/28	at Ravens	P	0	1	0.0	0	4	5	80.0	0	4	W	34-20
10/05	Patriots	P	2	2	100.0	39	2	3	66.7	0	8	W	26-10
10/11	Raiders	P	1	1	100.0	32	3	3	100.0	0	6	L	32-40
10/19	at Bills	P	2	2	100.0	37	2	3	66.7	0	8	W	26-17
10/25	at Broncos	P	3	3	100.0	40	4	5	80.0	0	13	W	43-16
11/01	Jets	P	0	0	0.0	0	5	5	100.0	0	5	W	35-9
11/08	Panthers	P	2	3	66.7	55	3	4	75.0	0	9	W	33-31
11/22	at Raiders	P	0	0	0.0	0	5	5	100.0	0	5	W	35-31
11/29	at Buccaneers	P	2	2	100.0	29	3	3	100.0	0	9	W	27-24
12/06	Broncos	P	5	5	100.0	48	1	1	100.0	0	16	W	22-16
12/13	at Dolphins	P	1	1	100.0	46	4	4	100.0	0	7	W	33-27
12/20	at Saints	P	1	1	100.0	22	3	3	100.0	0	6	W	32-29
12/27	Falcons	P	1	1	100.0	53	2	2	100.0	0	5	W	17-14
01/03	Chargers	P	0	0	0.0	0	3	3	100.0	0	3	L	21-38
2020 TOTALS			16	25	27	92.6	58	48	54	88.9	1	123	14-2

+ - Overtime



2021 GAME-BY-GAME REGULAR-SEASON STATISTICS (CHIEFS)

DATE	OPPONENT		FIELD GOALS				EXTRA POINTS				PTS	W/L	SCORE
			FGM	FGA	PCT	LG	XP	XPA	PCT	BLK			
09/12	Browns	P	2	2	100.0	43	3	3	100.0	0	9	W	33-29
09/19	at Ravens	P	0	0	0.0	0	5	5	100.0	0	5	L	35-36
09/26	Chargers	P	1	1	100.0	34	3	3	100.0	0	6	L	24-30
10/03	at Eagles	P	0	0	0.0	0	6	6	100.0	0	6	W	42-30
10/10	Bills	P	2	2	100.0	54	2	2	100.0	0	8	L	20-38
10/17	at Football Team	P	1	1	100.0	52	4	4	100.0	0	7	W	31-13
10/24	at Titans	P	1	2	50.0	42	0	0	0.0	0	3	L	3-27
11/01	Giants	P	2	2	100.0	36	2	2	100.0	0	8	W	20-17
11/07	Packers	P	2	2	100.0	55	1	1	100.0	0	7	W	13-7
11/14	at Raiders	P	2	3	66.7	40	5	5	100.0	0	11	W	41-14
11/21	Cowboys	P	2	3	66.7	53	1	2	50.0	0	7	W	19-9
12/05	Broncos	P	3	3	100.0	56	1	2	50.0	0	10	W	22-9
12/12	Raiders	P	2	2	100.0	54	6	6	100.0	0	12	W	48-9
12/16	at Chargers	P	2	2	100.0	33	2	2	100.0	0	8	W	34-28+
12/26	Steelers											W	36-10
01/02	at Bengals	P	1	1	100.0	34	4	4	100.0	0	7	L	31-34
01/08	at Broncos	P	2	2	100.0	51	2	2	100.0	0	8	W	28-24
2021 TOTALS			16	25	28	89.3	56	47	49	95.9	0	122	12-5

+ - Overtime

2022 GAME-BY-GAME REGULAR-SEASON STATISTICS (CHIEFS)

DATE	OPPONENT		FIELD GOALS				EXTRA POINTS				PTS	W/L	SCORE
			FGM	FGA	PCT	LG	XP	XPA	PCT	BLK			
09/11	at Cardinals	P	1	1	100.0	54	4	4	100.0	0	7	W	44-21
09/15	Chargers						INACTIVE					W	27-24
09/25	at Colts						INACTIVE					L	17-20
10/02	at Buccaneers						INACTIVE					W	41-31
10/10	Raiders						INACTIVE					W	30-29
10/16	Bills	P	2	3	66.7	62	2	2	100.0	0	8	L	20-24
10/23	at 49ers	P	0	1	0.0	0	6	6	100.0	0	6	W	44-23
11/06	Titans	P	2	3	66.7	28	0	1	0.0	0	6	W	20-17+
11/13	Jaguars	P	0	0	0.0	0	3	4	75.0	0	3	W	27-17
11/20	at Chargers	P	3	3	100.0	52	3	3	100.0	0	12	W	30-27
11/27	Rams	P	4	4	100.0	32	2	2	100.0	0	14	W	26-10
12/04	at Bengals	P	1	2	50.0	26	3	3	100.0	0	6	L	24-27
12/11	at Broncos	P	2	2	100.0	45	4	4	100.0	0	10	W	34-28
12/18	at Texans	P	1	2	50.0	27	1	2	50.0	0	4	W	30-24+
12/24	Seahawks	P	1	1	100.0	47	3	3	100.0	0	6	W	24-10
01/01	Broncos	P	0	1	0.0	0	3	3	100.0	0	3	W	27-24
01/07	at Raiders	P	1	1	100.0	44	4	4	100.0	0	7	W	31-13
2022 TOTALS			13	18	24	75.0	62	38	41	92.7	0	92	14-3

+ - Overtime

2023 GAME-BY-GAME REGULAR-SEASON STATISTICS (CHIEFS)

DATE	OPPONENT		FIELD GOALS				EXTRA POINTS				PTS	W/L	SCORE
			FGM	FGA	PCT	LG	XP	XPA	PCT	BLK			
09/07	Lions	P	2	2	100.0	39	2	2	100.0	0	8	L	20-21
09/17	at Jaguars	P	1	1	100.0	38	2	2	100.0	0	5	W	17-9
09/24	Bears	P	2	2	100.0	41	5	5	100.0	0	11	W	41-10
10/01	at Jets	P	3	3	100.0	37	2	2	100.0	0	11	W	23-20
10/08	at Vikings	P	2	2	100.0	40	3	3	100.0	0	9	W	27-20
10/12	Broncos	P	4	4	100.0	60	1	1	100.0	0	13	W	19-8
10/22	Chargers	P	1	1	100.0	35	4	4	100.0	0	7	W	31-17
10/29	at Broncos	P	3	3	100.0	56	0	0	0.0	0	9	L	9-24
11/05	Dolphins	P	0	0	0.0	0	3	3	100.0	0	3	W	21-14
11/20	Eagles	P	1	1	100.0	43	2	2	100.0	0	5	L	17-21
11/26	at Raiders	P	1	1	100.0	32	4	4	100.0	0	7	W	31-17
12/03	at Packers	P	2	2	100.0	34	1	1	100.0	0	7	L	19-27
12/10	Bills	P	1	1	100.0	27	2	2	100.0	0	5	L	17-20
12/17	at Patriots	P	2	3	66.7	54	3	3	100.0	0	9	W	27-17
12/25	Raiders	P	0	1	0.0	0	2	2	100.0	0	2	L	14-20
12/31	Bengals	P	6	6	100.0	54	1	1	100.0	0	19	W	25-17
01/07	at Chargers	P	2	2	100.0	41	1	1	100.0	0	7	W	13-12
2023 TOTALS			17	33	35	94.3	60	38	38	100.0	0	137	11-6

2024 GAME-BY-GAME REGULAR-SEASON STATISTICS (CHIEFS)

DATE	OPPONENT		FIELD GOALS				EXTRA POINTS				PTS	W/L	SCORE
			FGM	FGA	PCT	LG	XP	XPA	PCT	BLK			
09/05	Ravens	P	2	2	100.0	32	3	3	100.0	0	9	W	27-20
09/15	Bengals	P	2	2	100.0	51	2	2	100.0	0	8	W	26-25
09/22	at Falcons	P	3	3	100.0	53	1	2	50.0	0	10	W	22-17
2024 TOTALS			3	7	7	100.0	53	6	7	85.7	0	27	3-0



2017 GAME-BY-GAME POSTSEASON STATISTICS (CHIEFS)

DATE	OPPONENT		FIELD GOALS				EXTRA POINTS				PTS	W/L	SCORE
			FGM	FGA	PCT	LG	XP	XPA	PCT	BLK			
01/06	Titans	P	0	1	0.0	0	3	3	100.0	0	3	L	21-22
2017 TOTALS			1	0	1	0.0	0	3	3	100.0	0	3	0-1

2018 GAME-BY-GAME POSTSEASON STATISTICS (CHIEFS)

DATE	OPPONENT		FIELD GOALS				EXTRA POINTS				PTS	W/L	SCORE
			FGM	FGA	PCT	LG	XP	XPA	PCT	BLK			
01/12	Colts	P	1	1	100.0	39	4	4	100.0	0	7	W	31-13
01/20	Patriots	P	1	1	100.0	39	4	4	100.0	0	7	L	31-37+
2018 TOTALS			2	2	2	100.0	39	8	8	100.0	0	14	1-1

+ - Overtime

2019 GAME-BY-GAME POSTSEASON STATISTICS (CHIEFS)

DATE	OPPONENT		FIELD GOALS				EXTRA POINTS				PTS	W/L	SCORE
			FGM	FGA	PCT	LG	XP	XPA	PCT	BLK			
01/12	Texans	P	1	1	100.0	24	6	7	85.7	0	9	W	51-31
01/19	Titans	P	0	0	0.0	0	5	5	100.0	0	5	W	35-24
02/02	49ers	P	1	1	100.0	31	4	4	100.0	0	7	W	31-20
2019 TOTALS			3	2	2	100.0	31	15	16	93.8	0	21	3-0

2020 GAME-BY-GAME POSTSEASON STATISTICS (CHIEFS)

DATE	OPPONENT		FIELD GOALS				EXTRA POINTS				PTS	W/L	SCORE
			FGM	FGA	PCT	LG	XP	XPA	PCT	BLK			
01/17	Browns	P	3	4	75.0	50	1	2	50.0	0	10	W	22-17
01/24	Bills	P	1	1	100.0	45	5	5	100.0	0	8	W	38-24
02/07	at Buccaneers	P	3	3	100.0	52	0	0	0.0	0	9	L	9-31
2020 TOTALS			3	7	8	87.5	52	6	7	85.7	0	27	2-1

2021 GAME-BY-GAME POSTSEASON STATISTICS (CHIEFS)

DATE	OPPONENT		FIELD GOALS				EXTRA POINTS				PTS	W/L	SCORE
			FGM	FGA	PCT	LG	XP	XPA	PCT	BLK			
01/16	Steelers	P	0	0	0.0	0	6	6	100.0	0	6	W	42-21
01/23	Bills	P	3	4	75.0	49	3	4	75.0	0	12	W	42-36+
01/30	Bengals	P	1	1	100.0	44	3	3	100.0	0	6	L	24-27+
2021 TOTALS			3	4	5	80.0	49	12	13	92.3	0	24	2-1

+ - Overtime

2022 GAME-BY-GAME POSTSEASON STATISTICS (CHIEFS)

DATE	OPPONENT		FIELD GOALS				EXTRA POINTS				PTS	W/L	SCORE
			FGM	FGA	PCT	LG	XP	XPA	PCT	BLK			
01/21	Jaguars	P	2	2	100.0	50	3	3	100.0	0	9	W	27-20
01/29	Bengals	P	3	3	100.0	45	2	2	100.0	0	11	W	23-20
02/12	at Eagles	P	1	2	50.0	27	5	5	100.0	0	8	W	38-35
2022 TOTALS			3	6	7	85.7	50	10	10	100.0	0	28	3-0

2023 GAME-BY-GAME POSTSEASON STATISTICS (CHIEFS)

DATE	OPPONENT		FIELD GOALS				EXTRA POINTS				PTS	W/L	SCORE
			FGM	FGA	PCT	LG	XP	XPA	PCT	BLK			
01/13	Dolphins	P	4	4	100.0	32	2	2	100.0	0	14	W	26-7
01/21	at Bills	P	2	2	100.0	47	3	3	100.0	0	9	W	27-24
01/28	at Ravens	P	1	1	100.0	52	2	2	100.0	0	5	W	17-10
02/11	49ers	P	4	4	100.0	57	1	1	100.0	0	13	W	25-22+
2023 TOTALS			4	11	11	100.0	57	8	8	100.0	0	41	4-0

+ - Overtime





MIKE CALIENDO



OFFENSIVE LINEMAN #66
WESTERN MICHIGAN

2ND YEAR IN THE NFL

3RD YEAR WITH THE CHIEFS

HEIGHT: 6'4"
WEIGHT: 301 LBS
DRAFTED: CFA-22
BIRTHDAY: 10/21/97

- 👁️ Caliendo enters his third season with the Chiefs in 2024.
- 👁️ Originally entered the NFL as an undrafted free agent with the Kansas City Chiefs in 2022.

Transactions:

Signed with Kansas City (4/9/24) ... Signed with Kansas City (2/15/23) ... Signed with Kansas City's practice squad (8/31/22) ... Released by Kansas City (8/30/22) ... Originally entered the NFL as an undrafted free agent with the Kansas City Chiefs in 2022.

COLLEGE

Played five seasons at Western Michigan (2017-21) ... In 2020, was named CoSIDA Academic All-American, MAC Distinguished Scholar-Athlete, CoSIDA Academic All-District, Academic All-MAC, first-team All-MAC ... Did not allow a sack or a QB hit in 2020 ... In 2019, was named second-team All-MAC, Academic All-MAC, MAC Distinguished Scholar Athlete, first-team CoSIDA Academic All-District 5 ... Helped the Broncos finish with top-three MAC rankings in total offensive yards per game (445.7; second), third down conversion percentage (.453; second), fewest fumbles lost (six; second), fewest turnovers lost (14; second) and points per game (33.1; third) ... In 2018, earned Academic All-MAC, MAC Distinguished Scholar Athlete, started all 13 games ... Helped open holes for a Western Michigan rushing attack that averaged 199.46 yards per contest, third best in the Mid-American Conference ... In 2017, Academic All-MAC, MAC Distinguished Scholar Athlete ... Played in all 12 games and started 10 ... Part of a Bronco offensive unit that ranked top three among the MAC leaders in rushing yards per game (224.8; second), points per game (33.9; third), fewest turnovers lost (18; third), third down conversion percentage (.395; third) and fourth down conversion percentage (.600; third) ... Redshirted in 2016 at Western Michigan.

PERSONAL

- 👁️ A native of Brookfield, Wis.
- 👁️ Attended Brookfield East High School.
- 👁️ Team captain as a senior, earned *Associated Press* All-State first-team honors and was named the Brookfield East MVP and selected Greater Metro Conference Offensive Lineman of the Year.
- 👁️ Led team to a 10-2 record in 2015 and Level 3 playoffs and earned All-Conference Scholar Athlete honors.

MIKE CALIENDO'S NFL REGULAR SEASON STATISTICS

DATE	TEAM	GP	GS
2022	Chiefs	0	0
2023	Chiefs	8	0
2024	Chiefs	3	0
NFL TOTALS		11	0

MIKE CALIENDO'S NFL POSTSEASON STATISTICS

DATE	TEAM	GP	GS
2022	Chiefs	0	0
2023	Chiefs	4	0
NFL TOTALS		4	0



2022 GAME-BY-GAME REGULAR-SEASON STATISTICS (CHIEFS)

DATE	OPPONENT	P/S		W/L	SCORE
09/11	at Cardinals		PRACTICE SQUAD	W	44-21
09/15	Chargers		PRACTICE SQUAD	W	27-24
09/25	at Colts		PRACTICE SQUAD	L	17-20
10/02	at Buccaneers		PRACTICE SQUAD	W	41-31
10/10	Raiders		PRACTICE SQUAD	W	30-29
10/16	Bills		PRACTICE SQUAD	L	20-24
10/23	at 49ers		PRACTICE SQUAD	W	44-23
11/06	Titans		PRACTICE SQUAD	W	20-17+
11/13	Jaguars		PRACTICE SQUAD	W	27-17
11/20	at Chargers		PRACTICE SQUAD	W	30-27
11/27	Rams		PRACTICE SQUAD	W	26-10
12/04	at Bengals		PRACTICE SQUAD	L	24-27
12/11	at Broncos		PRACTICE SQUAD	W	34-28
12/18	at Texans		PRACTICE SQUAD	W	30-24+
12/24	Seahawks		PRACTICE SQUAD	W	24-10
01/01	Broncos		PRACTICE SQUAD	W	27-24
01/07	at Raiders		PRACTICE SQUAD	W	31-13
2022 TOTALS		0-0		14-3	

+ - Overtime

2023 GAME-BY-GAME REGULAR-SEASON STATISTICS (CHIEFS)

DATE	OPPONENT	P/S		W/L	SCORE
09/07	Lions	P		L	20-21
09/17	at Jaguars	P		W	17-9
09/24	Bears	P		W	41-10
10/01	at Jets		INACTIVE	W	23-20
10/08	at Vikings		INACTIVE	W	27-20
10/12	Broncos		INACTIVE	W	19-8
10/22	Chargers		INACTIVE	W	31-17
10/29	at Broncos		INACTIVE	L	9-24
11/05	Dolphins		INACTIVE	W	21-14
11/20	Eagles		INACTIVE	L	17-21
11/26	at Raiders		INACTIVE	W	31-17
12/03	at Packers		INACTIVE	L	19-27
12/10	Bills	P		L	17-20
12/17	at Patriots	P		W	27-17
12/25	Raiders	P		L	14-20
12/31	Bengals	P		W	25-17
01/07	at Chargers	P		W	13-12
2023 TOTALS		8-0		11-6	

2024 GAME-BY-GAME REGULAR-SEASON STATISTICS (CHIEFS)

DATE	OPPONENT	P/S		W/L	SCORE
09/05	Ravens	P		W	27-20
09/15	Bengals	P		W	26-25
09/22	at Falcons	P		W	22-17
2024 TOTALS		3-0		3-0	

2022 GAME-BY-GAME POSTSEASON STATISTICS (CHIEFS)

DATE	OPPONENT	P/S		W/L	SCORE
01/21	Jaguars		PRACTICE SQUAD	W	27-20
01/29	Bengals		PRACTICE SQUAD	W	23-20
02/12	at Eagles		PRACTICE SQUAD	W	38-35
2022 TOTALS		0-0		3-0	

2023 GAME-BY-GAME POSTSEASON STATISTICS (CHIEFS)

DATE	OPPONENT	P/S		W/L	SCORE
01/13	Dolphins	P		W	26-7
01/21	at Bills	P		W	27-24
01/28	at Ravens	P		W	17-10
02/11	49ers	P		W	25-22+
2023 TOTALS		4-0		4-0	

+ - Overtime





LEO CHENAL



LINEBACKER #54
WISCONSIN

3RD YEAR IN THE NFL

3RD YEAR WITH THE CHIEFS

HEIGHT: 6'3"
WEIGHT: 250 LBS
DRAFTED: D3-22
BIRTHDAY: 10/26/00

- Chenal enters his third season with the Chiefs in 2024.
- Originally entered the NFL as a third-round pick (103rd overall) by the Kansas City Chiefs in the 2022 NFL Draft.

Transactions:

Originally entered the NFL as a third-round pick (103rd overall) by the Kansas City Chiefs in the 2022 NFL Draft.

COLLEGE

Three-year letterwinner at Wisconsin ... Played 29 games, logging 181 tackles (106 solo), including 12.0 sacks (-84.0 yards) and one interception returned 31 yards ... Added a pass defended, three forced fumbles and a fumble recovery ... In 2020, earned All-Big Ten honorable mention (coaches, media) and the Bednarik Award National Player of the Week (Dec. 21).

PERSONAL

- 2018 Wisconsin Gatorade Player of the Year.
- First-team All-State (small schools) at both running back and linebacker by Wisconsin Football Coaches Association as a senior.
- Second-team All-State (all schools) on both offense and defense by *Associated Press* as a senior.
- Named Wisconsin's small school Offensive Player of the Year and Defensive Player of the Year by WFCAs as a senior.
- John Anderson Award winner as the state's top senior linebacker.
- First-team All-State by WFCAs at linebacker as a junior.
- Four-year All-Lakeland Conference honoree.
- Finished career with 385 tackles, 55 tackles for loss, 7.0 sacks and three interceptions.
- On offense, finished with 3,706 yards and 68 TDs rushing as well as 1,300 yards and 17 TDs receiving.
- Two-year team captain.
- Also earned All-Lakeland honors in basketball and track.
- Four-year honor roll student, National Honor Society.

LEO CHENAL'S NFL REGULAR SEASON DEFENSIVE STATISTICS

DATE	TEAM	GP	GS	TACKLES						INTERCEPTIONS						O. FUMB				ST				MISC					
				TK	S	A	TFL	YDS	SK	YDS	QBH	NO	YDS	LG	TD	PD	FF	FR	TD	YDS	TK	S	A	FF	FR	S	A		
2022	Chiefs	17	8	29	16	13	3	3	1.0	1.0	3	0	0	0	0	0	0	0	0	0	0	0	6	3	3	0	0	0	0
2023	Chiefs	17	10	57	35	22	8	27	3.0	17.0	7	0	0	0	0	1	0	0	0	0	0	8	5	3	0	0	0	0	
2024	Chiefs	3	2	14	8	6	1	1	0.0	0.0	0	0	0	0	0	2	1	0	0	0	0	0	0	0	0	0	0	0	
NFL TOTALS		37	20	100	59	41	12	31	4.0	18.0	10	0	0	0	0	3	1	0	0	0	0	14	8	6	0	0	0	0	

LEO CHENAL'S NFL POSTSEASON DEFENSIVE STATISTICS

DATE	TEAM	GP	GS	TACKLES						INTERCEPTIONS						O. FUMB				ST				MISC				
				TK	S	A	TFL	YDS	SK	YDS	QBH	NO	YDS	LG	TD	PD	FF	FR	TD	YDS	TK	S	A	FF	FR	S	A	
2022	Chiefs	3	0	6	4	2	1	1	1.0	1.0	0	0	0	0	0	0	0	0	0	0	0	0	0	0	0	0	0	0
2023	Chiefs	4	3	15	8	7	1	8	0.0	0.0	1	0	0	0	0	0	1	0	0	0	0	0	0	0	0	0	0	0
NFL TOTALS		7	3	21	12	9	2	9	1.0	1.0	1	0	0	0	0	0	1	0	0	0	0	0	0	0	0	0	0	0



SINGLE-GAME HIGHS: DEFENSIVE

Total Tackles 8 at Denver, Oct 29, 2023
 7 vs. Baltimore, Sep 05, 2024
 6 vs. Cincinnati, Sep 15, 2024
 6 vs. Miami, Nov 05, 2023
 6 vs. Detroit, Sep 07, 2023

Solo Tackles 5 vs. Cincinnati, Sep 15, 2024
 4 at Denver, Oct 29, 2023
 4 at N.Y. Jets, Oct 01, 2023
 4 at Las Vegas, Jan 07, 2023
 ...1 more at 4.

Sacks 1.0 vs. Miami, Nov 05, 2023
 1.0 at Minnesota, Oct 08, 2023
 1.0 vs. Jacksonville, Nov 13, 2022

Passes Defensed 2 vs. Baltimore, Sep 05, 2024
 1 at New England, Dec 17, 2023

Tackles For Loss 2 at Denver, Oct 29, 2023
 1 vs. Baltimore, Sep 05, 2024
 1 at L.A. Chargers, Jan 07, 2024
 1 vs. Cincinnati, Dec 31, 2023
 ...7 more at 1.

Special Teams Tackles 2 at Denver, Oct 29, 2023
 2 at N.Y. Jets, Oct 01, 2023
 2 vs. Denver, Jan 01, 2023
 1 at New England, Dec 17, 2023
 ...7 more at 1.

SINGLE-GAME HIGHS - POSTSEASON: DEFENSIVE

Total Tackles 6 vs. San Francisco, Feb 11, 2024
 6 at Buffalo, Jan 21, 2024
 6 at Philadelphia, Feb 12, 2023
 2 at Baltimore, Jan 28, 2024
 1 vs. Miami, Jan 13, 2024

Solo Tackles 4 at Philadelphia, Feb 12, 2023
 3 vs. San Francisco, Feb 11, 2024
 2 at Baltimore, Jan 28, 2024
 2 at Buffalo, Jan 21, 2024
 1 vs. Miami, Jan 13, 2024

Sacks 1.0 at Philadelphia, Feb 12, 2023

Forced Fumbles 1 vs. San Francisco, Feb 11, 2024

Tackles For Loss 1 vs. San Francisco, Feb 11, 2024
 1 at Philadelphia, Feb 12, 2023

2022 GAME-BY-GAME REGULAR-SEASON STATISTICS (CHIEFS)

DATE	OPPONENT	P/S	TACKLES									INTERCEPTIONS					O. FUMB				ST				MISC		W/L	SCORE					
			TK	S	A	SK	YDS	TFL	YDS	QBH	NO	YDS	LG	TD	PD	FF	FR	TD	YDS	TK	S	A	FF	FR	S	A							
09/11	at Cardinals	P	0	0	0	0.0	0.0	0	0	0	0	0	0	0	0	0	0	0	0	0	0	0	0	0	0	W	44-21						
09/15	Chargers	P	2	1	1	0.0	0.0	0	0	0	1	0	0	0	0	0	0	0	0	0	0	0	0	0	0	W	27-24						
09/25	at Colts	P	0	0	0	0.0	0.0	0	0	0	0	0	0	0	0	0	0	0	0	0	0	0	0	0	0	L	17-20						
10/02	at Buccaneers	P	0	0	0	0.0	0.0	0	0	0	0	0	0	0	0	0	0	0	0	0	0	0	0	0	0	W	41-31						
10/10	Raiders	S	3	2	1	0.0	0.0	0	0	0	0	0	0	0	0	0	0	0	0	0	0	0	0	0	0	W	30-29						
10/16	Bills	S	2	0	2	0.0	0.0	0	0	0	0	0	0	0	0	0	0	0	0	0	0	0	0	0	0	L	20-24						
10/23	at 49ers	S	1	1	0	0.0	0.0	0	0	0	0	0	0	0	0	0	0	0	0	0	0	0	0	0	0	W	44-23						
11/06	Titans	S	2	1	1	0.0	0.0	0	0	0	0	0	0	0	0	0	0	0	0	0	0	0	0	0	0	W	20-17+						
11/13	Jaguars	P	2	1	1	1.0	1.0	1	1	1	0	0	0	0	0	0	0	0	0	0	0	0	0	0	0	W	27-17						
11/20	at Chargers	S	2	0	2	0.0	0.0	0	0	0	1	0	0	0	0	0	0	0	0	0	0	0	0	0	0	W	30-27						
11/27	Rams	P	0	0	0	0.0	0.0	0	0	0	0	0	0	0	0	0	0	0	0	1	0	1	0	0	0	W	26-10						
12/04	at Bengals	P	0	0	0	0.0	0.0	0	0	0	0	0	0	0	0	0	0	0	0	1	1	0	0	0	0	L	24-27						
12/11	at Broncos	S	2	1	1	0.0	0.0	0	0	0	0	0	0	0	0	0	0	0	0	0	0	0	0	0	0	W	34-28						
12/18	at Texans	P	5	4	1	0.0	0.0	1	1	0	0	0	0	0	0	0	0	0	0	0	0	0	0	0	0	W	30-24+						
12/24	Seahawks	S	1	0	1	0.0	0.0	0	0	0	0	0	0	0	0	0	0	0	0	1	1	0	0	0	0	W	24-10						
01/01	Broncos	P	3	1	2	0.0	0.0	0	0	0	0	0	0	0	0	0	0	0	0	2	1	1	0	0	0	W	27-24						
01/07	at Raiders	S	4	4	0	0.0	0.0	1	1	0	0	0	0	0	0	0	0	0	0	1	0	1	0	0	0	W	31-13						
2022 TOTALS			17-8	29	16	13	1.0	1.0	3	3	3	0	0	0	0	0	0	0	0	6	3	3	0	0	0	0	0	0	0	0	0	0	14-3

+ - Overtime

2023 GAME-BY-GAME REGULAR-SEASON STATISTICS (CHIEFS)

DATE	OPPONENT	P/S	TACKLES									INTERCEPTIONS					O. FUMB				ST				MISC		W/L	SCORE				
			TK	S	A	SK	YDS	TFL	YDS	QBH	NO	YDS	LG	TD	PD	FF	FR	TD	YDS	TK	S	A	FF	FR	S	A						
09/07	Lions	P	6	3	3	0.0	0.0	0	0	0	0	0	0	0	0	0	0	0	0	0	0	0	0	0	0	0	L	20-21				
09/17	at Jaguars	P	4	3	1	0.0	0.0	1	1	0	0	0	0	0	0	0	0	0	0	0	0	0	0	0	0	0	W	17-9				
09/24	Bears	P	4	3	1	0.0	0.0	0	0	0	1	0	0	0	0	0	0	0	0	0	0	0	0	0	0	0	W	41-10				
10/01	at Jets	S	4	4	0	0.0	0.0	1	1	0	0	0	0	0	0	0	0	0	0	2	0	2	0	0	0	0	W	23-20				
10/08	at Vikings	S	1	1	0	1.0	8.0	1	8	1	0	0	0	0	0	0	0	0	0	0	0	0	0	0	0	0	W	27-20				
10/12	Broncos	P	2	2	0	0.0	0.0	1	2	0	0	0	0	0	0	0	0	0	0	0	0	0	0	0	0	0	W	19-8				
10/22	Chargers	P	1	0	1	0.0	0.0	0	0	0	0	0	0	0	0	0	0	0	0	0	0	0	0	0	0	0	W	31-17				
10/29	at Broncos	S	8	4	4	1.0	9.0	2	13	1	0	0	0	0	0	0	0	0	0	2	2	0	0	0	0	0	L	9-24				
11/05	Dolphins	S	6	3	3	1.0	0.0	0	0	1	0	0	0	0	0	0	0	0	0	1	1	0	0	0	0	0	W	21-14				
11/20	Eagles	S	2	2	0	0.0	0.0	0	0	0	0	0	0	0	0	0	0	0	0	1	1	0	0	0	0	0	L	17-21				
11/26	at Raiders	S	0	0	0	0.0	0.0	0	0	1	0	0	0	0	0	0	0	0	0	0	0	0	0	0	0	0	W	31-17				
12/03	at Packers	P	2	1	1	0.0	0.0	0	0	0	0	0	0	0	0	0	0	0	0	0	0	0	0	0	0	0	L	19-27				
12/10	Bills	P	3	1	2	0.0	0.0	0	0	1	0	0	0	0	0	0	0	0	0	1	1	0	0	0	0	0	L	17-20				
12/17	at Patriots	S	5	1	4	0.0	0.0	0	0	0	0	0	0	0	0	1	0	0	0	1	0	1	0	0	0	0	W	27-17				
12/25	Raiders	S	2	1	1	0.0	0.0	0	0	1	0	0	0	0	0	0	0	0	0	0	0	0	0	0	0	0	L	14-20				
12/31	Bengals	S	4	3	1	0.0	0.0	1	1	0	0	0	0	0	0	0	0	0	0	0	0	0	0	0	0	0	W	25-17				
01/07	at Chargers	S	3	3	0	0.0	0.0	1	1	0	0	0	0	0	0	0	0	0	0	0	0	0	0	0	0	0	W	13-12				
2023 TOTALS			17-10	57	35	22	3.0	17.0	8	27	7	0	0	0	0	1	0	0	0	8	5	3	0	0	0	0	0	0	0	0	0	11-6



2024 GAME-BY-GAME REGULAR-SEASON STATISTICS (CHIEFS)

DATE	OPPONENT	P/S	TACKLES							INTERCEPTIONS					O. FUMB				ST				MISC		W/L	SCORE		
			TK	S	A	SK	YDS	TFL	YDS	QBH	NO	YDS	LG	TD	PD	FF	FR	TD	YDS	TK	S	A	FF	FR			S	A
09/05	Ravens	S	7	3	4	0.0	0.0	1	1	0	0	0	0	0	2	0	0	0	0	0	0	0	0	0	0	0	W	27-20
09/15	Bengals	S	6	5	1	0.0	0.0	0	0	0	0	0	0	0	1	0	0	0	0	0	0	0	0	0	0	W	26-25	
09/22	at Falcons	P	1	0	1	0.0	0.0	0	0	0	0	0	0	0	0	0	0	0	0	0	0	0	0	0	0	W	22-17	
2024 TOTALS		3-2	14	8	6	0.0	0.0	1	1	0	0	0	0	2	1	0	0	0	0	0	0	0	0	0	0	3-0		

2022 GAME-BY-GAME POSTSEASON STATISTICS (CHIEFS)

DATE	OPPONENT	P/S	TACKLES							INTERCEPTIONS					O. FUMB				ST				MISC		W/L	SCORE	
			TK	S	A	SK	YDS	TFL	YDS	QBH	NO	YDS	LG	TD	PD	FF	FR	TD	YDS	TK	S	A	FF	FR			S
01/21	Jaguars	P	0	0	0	0.0	0.0	0	0	0	0	0	0	0	0	0	0	0	0	0	0	0	0	0	0	W	27-20
01/29	Bengals	P	0	0	0	0.0	0.0	0	0	0	0	0	0	0	0	0	0	0	0	0	0	0	0	0	0	W	23-20
02/12	at Eagles	P	6	4	2	1.0	1.0	1	1	0	0	0	0	0	0	0	0	0	0	0	0	0	0	0	0	W	38-35
2022 TOTALS		3-0	6	4	2	1.0	1.0	1	1	0	0	0	0	0	0	0	0	0	0	0	0	0	0	0	0	3-0	

2023 GAME-BY-GAME POSTSEASON STATISTICS (CHIEFS)


DATE	OPPONENT	P/S	TACKLES							INTERCEPTIONS					O. FUMB				ST				MISC		W/L	SCORE	
			TK	S	A	SK	YDS	TFL	YDS	QBH	NO	YDS	LG	TD	PD	FF	FR	TD	YDS	TK	S	A	FF	FR			S
01/13	Dolphins	S	1	1	0	0.0	0.0	0	0	0	0	0	0	0	0	0	0	0	0	0	0	0	0	0	0	W	26-7
01/21	at Bills	P	6	2	4	0.0	0.0	0	0	0	0	0	0	0	0	0	0	0	0	0	0	0	0	0	0	W	27-24
01/28	at Ravens	S	2	2	0	0.0	0.0	0	0	0	0	0	0	0	0	0	0	0	0	0	0	0	0	0	0	W	17-10
02/11	49ers	S	6	3	3	0.0	0.0	1	8	1	0	0	0	0	1	0	0	0	0	0	0	0	0	0	0	W	25-22+
2023 TOTALS		4-3	15	8	7	0.0	0.0	1	8	1	0	0	0	0	1	0	0	0	0	0	0	0	0	0	0	4-0	

+ - Overtime





COLE CHRISTIANSEN



LINEBACKER #48
ARMY

1ST YEAR IN THE NFL

3RD YEAR WITH THE CHIEFS

HEIGHT: 6'1"
WEIGHT: 230 LBS
DRAFTED: FA-22
BIRTHDAY: 7/30/97

- Christiansen enters his third season with the Chiefs in 2024.
- Originally entered the NFL as an undrafted free agent with the Los Angeles Chargers in 2020.

Transactions:

Signed by Kansas City (9/18/2024) ... Signed to Kansas City's practice squad (8/28/24) ... Signed by Kansas City (5/14/24) ... Signed by Kansas City (1/17/24) ... Signed to Kansas City's

practice squad (8/31/23) ... Released by Kansas City (8/29/23) ... Signed by Kansas City (2/15/23) ... Signed to Kansas City's practice squad (9/2/22) ... Released by L.A. Chargers (8/30/22) ... Signed by L.A. Chargers (1/11/22) ... Signed with L.A. Chargers' practice squad (12/29/21) ... Released by L.A. Chargers (12/24/21) ... Signed with L.A. Chargers' practice squad (9/1/21) ... Released by L.A. Chargers (8/31/21) ... Signed with L.A. Chargers' practice squad (9/6/20) ... Released by L.A. Chargers (9/5/20) ... Originally entered the NFL as an undrafted free agent with the Los Angeles Chargers in 2020.

COLLEGE

Played four years at Army (2016-19) ... Two-time team captain (2018-19) ... Recorded 275 tackles in 44 games ... Tallied 20.5 tackles for loss for 43 yards ... Completed 3.5 sacks for 10 yards ... Finished with one interception, five passes defended, three forced fumbles, one fumble recovery and one blocked kick ... Had one punt return for 23 yards during his sophomore year (2017) ... Collected the following honors/awards: All-Independent first-team (2019), NFLPA Collegiate Bowl Participant (2019), Lott IMPACT Trophy Semifinalist and All-Independent first-team (2018).

PERSONAL

- Four-year letterwinner and a three-year captain for Nansemond-Suffolk Academy under Lew Johnston.
- Played running back and linebacker.
- Two-time Virginia Independent Schools Athletic Association State Defensive Player of the Year.
- Won the VISAA State Championship in 2015.
- Three-time All-State and All-Conference.
- Two-time Conference Player of the Year.
- The all-time tackle leader for the VISAA with 436 career stops.
- Played three years of lacrosse and was a team captain as a senior.
- Was a member of the honor council and enjoys fishing, boating and being at the beach.

COLE CHRISTIANSEN'S NFL REGULAR SEASON DEFENSIVE STATISTICS

DATE	TEAM	GP	GS	TACKLES								INTERCEPTIONS					O. FUMB				ST				MISC						
				TK	S	A	TFL	YDS	SK	YDS	QBH	NO	YDS	LG	TD	PD	FF	FR	TD	YDS	TK	S	A	FF	FR	S	A				
2020	Chargers	4	0	0	0	0	0	0	0	0.0	0.0	0	0	0	0	0	0	0	0	0	0	0	0	0	2	1	1	0	0	0	0
2021	Chargers	3	0	0	0	0	0	0	0	0.0	0.0	0	0	0	0	0	0	0	0	0	0	0	0	0	1	1	0	0	0	0	0
2022	Chiefs	1	0	0	0	0	0	0	0	0.0	0.0	0	0	0	0	0	0	0	0	0	0	0	0	0	1	1	0	0	0	0	0
2023	Chiefs	2	0	0	0	0	0	0	0	0.0	0.0	0	0	0	0	0	0	0	0	0	0	0	0	0	0	0	0	0	0	0	0
2024	Chiefs	1	0	0	0	0	0	0	0	0.0	0.0	0	0	0	0	0	0	0	0	0	0	0	0	0	0	0	0	0	0	0	0
NFL TOTALS		11	0	0	0	0	0	0	0	0.0	0.0	0	0	0	0	0	0	0	0	0	0	0	0	0	4	3	1	0	0	0	0

COLE CHRISTIANSEN'S NFL POSTSEASON DEFENSIVE STATISTICS

DATE	TEAM	GP	GS	TACKLES								INTERCEPTIONS					O. FUMB				ST				MISC						
				TK	S	A	TFL	YDS	SK	YDS	QBH	NO	YDS	LG	TD	PD	FF	FR	TD	YDS	TK	S	A	FF	FR	S	A				
2022	Chiefs	0	0	0	0	0	0	0	0	0.0	0.0	0	0	0	0	0	0	0	0	0	0	0	0	0	0	0	0	0	0	0	0
2023	Chiefs	3	0	1	0	1	0	0	0.0	0.0	0	0	0	0	0	0	0	0	0	0	0	0	0	0	1	1	0	0	0	0	0
NFL TOTALS		3	0	1	0	1	0	0	0.0	0.0	0	0	0	0	0	0	0	0	0	0	0	0	0	0	1	1	0	0	0	0	



Special Teams Tackles

SINGLE-GAME HIGHS: DEFENSIVE

1 vs. Minnesota, Nov 14, 2021

1 at Kansas City, Jan 03, 2021

1 vs. New England, Dec 06, 2020

SINGLE-GAME HIGHS - POSTSEASON: DEFENSIVE

Total Tackles

1 at Buffalo, Jan 21, 2024

2020 GAME-BY-GAME REGULAR-SEASON STATISTICS (CHARGERS)

DATE	OPPONENT	P/S	TACKLES							INTERCEPTIONS				O. FUMB				ST				MISC		W/L	SCORE			
			TK	S	A	SK	YDS	TFL	YDS	QBH	NO	YDS	LG	TD	PD	FF	FR	TD	YDS	TK	S	A	FF			FR	S	A
09/13	at Bengals																									W	16-13	
09/27	Panthers																									L	16-21	
10/04	at Buccaneers																									L	31-38	
10/12	at Saints																								L	27-30+		
10/25	Jaguars																								W	39-29		
11/01	at Broncos																								L	30-31		
11/08	Raiders																								L	26-31		
11/15	at Dolphins																								L	21-29		
11/22	Jets	P	0	0	0	0.0	0.0	0	0	0	0	0	0	0	0	0	0	0	0	0	0	0	0	0	0	W	34-28	
11/29	at Bills	P	0	0	0	0.0	0.0	0	0	0	0	0	0	0	0	0	0	0	0	0	0	0	0	0	0	L	17-27	
12/06	Patriots	P	0	0	0	0.0	0.0	0	0	0	0	0	0	0	0	0	0	0	0	0	0	0	0	0	0	L	0-45	
12/13	Falcons																								W	20-17		
12/17	at Raiders																								W	30-27+		
12/27	Broncos																								W	19-16		
01/03	at Chiefs	P	0	0	0	0.0	0.0	0	0	0	0	0	0	0	0	0	0	0	0	0	0	0	0	0	0	W	38-21	
2020 TOTALS		4-0	0	0	0	0.0	0.0	0	0	0	0	0	0	0	0	0	0	0	0	0	0	0	0	0	0	0	0	7-8

+ - Overtime

2021 GAME-BY-GAME REGULAR-SEASON STATISTICS (CHARGERS)

DATE	OPPONENT	P/S	TACKLES							INTERCEPTIONS				O. FUMB				ST				MISC		W/L	SCORE			
			TK	S	A	SK	YDS	TFL	YDS	QBH	NO	YDS	LG	TD	PD	FF	FR	TD	YDS	TK	S	A	FF			FR	S	A
09/12	at Football Team																									W	20-16	
09/19	Cowboys																									L	17-20	
09/26	at Chiefs																									W	30-24	
10/04	Raiders																									W	28-14	
10/10	Browns																									W	47-42	
10/17	at Ravens	P	0	0	0	0.0	0.0	0	0	0	0	0	0	0	0	0	0	0	0	0	0	0	0	0	0	L	6-34	
10/31	Patriots																									L	24-27	
11/07	at Eagles																									W	27-24	
11/14	Vikings	P	0	0	0	0.0	0.0	0	0	0	0	0	0	0	0	0	0	0	0	0	0	0	0	0	0	L	20-27	
11/21	Steelers																									W	41-37	
11/28	at Broncos																									L	13-28	
12/05	at Bengals																									W	41-22	
12/12	Giants																									W	37-21	
12/16	Chiefs																									L	28-34+	
12/26	at Texans																									L	29-41	
01/02	Broncos	P	0	0	0	0.0	0.0	0	0	0	0	0	0	0	0	0	0	0	0	0	0	0	0	0	0	W	34-13	
01/09	at Raiders																									L	32-35+	
2021 TOTALS		3-0	0	0	0	0.0	0.0	0	0	0	0	0	0	0	0	0	0	0	0	0	0	0	0	0	0	0	0	9-8

+ - Overtime

2022 GAME-BY-GAME REGULAR-SEASON STATISTICS (CHIEFS)

DATE	OPPONENT	P/S	TACKLES							INTERCEPTIONS				O. FUMB				ST				MISC		W/L	SCORE			
			TK	S	A	SK	YDS	TFL	YDS	QBH	NO	YDS	LG	TD	PD	FF	FR	TD	YDS	TK	S	A	FF			FR	S	A
09/11	at Cardinals																									W	44-21	
09/15	Chargers																									W	27-24	
09/25	at Colts																									L	17-20	
10/02	at Buccaneers																									W	41-31	
10/10	Raiders																									W	30-29	
10/16	Bills	P	0	0	0	0.0	0.0	0	0	0	0	0	0	0	0	0	0	0	0	0	0	0	0	0	0	L	20-24	
10/23	at 49ers																									W	44-23	
11/06	Titans																									W	20-17+	
11/13	Jaguars																									W	27-17	
11/20	at Chargers																									W	30-27	
11/27	Rams																									W	26-10	
12/04	at Bengals																									L	24-27	
12/11	at Broncos																									W	34-28	
12/18	at Texans																									W	30-24+	
12/24	Seahawks																									W	24-10	
01/01	Broncos																									W	27-24	
01/07	at Raiders																									W	31-13	
2022 TOTALS		1-0	0	0	0	0.0	0.0	0	0	0	0	0	0	0	0	0	0	0	0	0	0	0	0	0	0	0	0	14-3

+ - Overtime



2023 GAME-BY-GAME REGULAR-SEASON STATISTICS (CHIEFS)

DATE	OPPONENT	P/S	TACKLES							INTERCEPTIONS				O. FUMB				ST				MISC		W/L	SCORE		
			TK	S	A	SK	YDS	TFL	YDS	QBH	NO	YDS	LG	TD	PD	FF	FR	TD	YDS	TK	S	A	FF			FR	S
09/07	Lions																								L	20-21	
09/17	at Jaguars																								W	17-9	
09/24	Bears																								W	41-10	
10/01	at Jets																								W	23-20	
10/08	at Vikings																								W	27-20	
10/12	Broncos																								W	19-8	
10/22	Chargers																								W	31-17	
10/29	at Broncos																								L	9-24	
11/05	Dolphins																								W	21-14	
11/20	Eagles																								L	17-21	
11/26	at Raiders																								W	31-17	
12/03	at Packers																								L	19-27	
12/10	Bills																								L	17-20	
12/17	at Patriots																								W	27-17	
12/25	Raiders																								L	14-20	
12/31	Bengals																								W	25-17	
01/07	at Chargers																								W	13-12	
2023 TOTALS			0	0	0	0.0	0.0	0	0	0	0	0	0	0	0	0	0	0	0	0	0	0	0	0	0	0	11-6

2024 GAME-BY-GAME REGULAR-SEASON STATISTICS (CHIEFS)

DATE	OPPONENT	P/S	TACKLES							INTERCEPTIONS				O. FUMB				ST				MISC		W/L	SCORE			
			TK	S	A	SK	YDS	TFL	YDS	QBH	NO	YDS	LG	TD	PD	FF	FR	TD	YDS	TK	S	A	FF			FR	S	A
09/05	Ravens																								W	27-20		
09/15	Bengals																								W	26-25		
09/22	at Falcons	P	0	0	0	0.0	0.0	0	0	0	0	0	0	0	0	0	0	0	0	0	0	0	0	0	0	0	W	22-17
2024 TOTALS		1-0	0	0	0	0.0	0.0	0	0	0	0	0	0	0	0	0	0	0	0	0	0	0	0	0	0	0	3-0	

2022 GAME-BY-GAME POSTSEASON STATISTICS (CHIEFS)

DATE	OPPONENT	P/S	TACKLES							INTERCEPTIONS				O. FUMB				ST				MISC		W/L	SCORE		
			TK	S	A	SK	YDS	TFL	YDS	QBH	NO	YDS	LG	TD	PD	FF	FR	TD	YDS	TK	S	A	FF			FR	S
01/21	Jaguars																								W	27-20	
01/29	Bengals																								W	23-20	
02/12	at Eagles																								W	38-35	
2022 TOTALS			0	0	0	0.0	0.0	0	0	0	0	0	0	0	0	0	0	0	0	0	0	0	0	0	0	0	3-0

2023 GAME-BY-GAME POSTSEASON STATISTICS (CHIEFS)

DATE	OPPONENT	P/S	TACKLES							INTERCEPTIONS				O. FUMB				ST				MISC		W/L	SCORE		
			TK	S	A	SK	YDS	TFL	YDS	QBH	NO	YDS	LG	TD	PD	FF	FR	TD	YDS	TK	S	A	FF			FR	S
01/13	Dolphins																								W	26-7	
01/21	at Bills	P	1	0	1	0.0	0.0	0	0	0	0	0	0	0	0	0	0	0	0	0	0	0	0	0	0	W	27-24
01/28	at Ravens	P	0	0	0	0.0	0.0	0	0	0	0	0	0	0	0	0	0	0	0	0	0	0	0	0	0	W	17-10
02/11	49ers	P	0	0	0	0.0	0.0	0	0	0	0	0	0	0	0	0	0	0	0	0	0	0	0	0	0	W	25-22+
2023 TOTALS		3-0	1	0	1	0.0	0.0	0	0	0	0	0	0	0	0	0	0	0	0	0	0	0	0	0	0	0	4-0

+ - Overtime





JACK COCHRANE



LINEBACKER #43
SOUTH DAKOTA

3RD YEAR IN THE NFL

3RD YEAR WITH THE CHIEFS

HEIGHT: 6'3"
WEIGHT: 236 LBS
DRAFTED: CFA-22
BIRTHDAY: 2/9/99

- 👁️ Cochrane enters his third season with the Chiefs in 2024.
- 👁️ Originally entered the NFL as an undrafted free agent with the Kansas City Chiefs in 2022.

Re-signed with Kansas City (3/11/24) ... Signed to Kansas City's active roster (9/13/23) ... Signed with Kansas City's practice squad (8/31/22) ... Released by Kansas City (8/30/22) ... Originally entered the NFL as an undrafted free agent with the Kansas City Chiefs in 2022.

Transactions:

COLLEGE

Played five seasons at South Dakota (2017-21) ... Played 46 games, logging 326 tackles (179 solo), including 5.0 sacks (-26.0 yards), six interceptions returned for 71 yards, 10 passes defended, three forced fumbles and three fumble recoveries ... Named a team captain as a junior and senior, as well as FCS ADA Academic All-Star.

PERSONAL

- 👁️ Two-time first-team all-state performer for Mount Vernon who led the Mustangs to a state runner-up finish in 2015 and a trip back to the state semifinals in 2016.
- 👁️ School's all-time scoring leader with 406 points.
- 👁️ Totaled 2,505 yards rushing with 52 touchdowns and had 1,110 yards receiving with 14 touchdowns.
- 👁️ Was also one of the team's top defenders, finished high school career with 218 tackles, 7.0 sacks and seven interceptions.
- 👁️ Returned kicks and punts.
- 👁️ National Honor Society member.
- 👁️ Also competed in wrestling, baseball and track and field for the Mustangs.

JACK COCHRANE'S NFL REGULAR SEASON DEFENSIVE STATISTICS

DATE	TEAM	GP	GS	TACKLES							INTERCEPTIONS					O. FUMB			ST				MISC				
				TK	S	A	TFL	YDS	SK	YDS	QBH	NO	YDS	LG	TD	PD	FF	FR	TD	YDS	TK	S	A	FF	FR	S	A
2022	Chiefs	15	0	0	0	0	0	0	0.0	0.0	0	0	0	0	0	0	0	0	0	0	9	5	4	0	0	0	0
2023	Chiefs	17	1	23	17	6	2	0	0.0	0.0	0	0	0	0	0	1	0	0	0	0	5	4	1	0	0	0	0
2024	Chiefs	3	0	1	0	1	0	0	0.0	0.0	0	0	0	0	0	0	0	0	0	0	0	0	0	0	0	0	0
NFL TOTALS		35	1	24	17	7	2	0	0.0	0.0	0	0	0	0	0	1	0	0	0	0	14	9	5	0	0	0	0

JACK COCHRANE'S NFL POSTSEASON DEFENSIVE STATISTICS

DATE	TEAM	GP	GS	TACKLES							INTERCEPTIONS					O. FUMB			ST				MISC				
				TK	S	A	TFL	YDS	SK	YDS	QBH	NO	YDS	LG	TD	PD	FF	FR	TD	YDS	TK	S	A	FF	FR	S	A
2022	Chiefs	3	0	0	0	0	0	0	0.0	0.0	0	0	0	0	0	0	0	0	0	0	1	0	1	0	0	0	0
2023	Chiefs	4	0	0	0	0	0	0	0.0	0.0	0	0	0	0	0	0	0	0	0	0	0	0	0	0	0	0	
NFL TOTALS		7	0	0	0	0	0	0	0.0	0.0	0	0	0	0	0	0	0	0	0	0	1	0	1	0	0	0	0



2023 GAME-BY-GAME POSTSEASON STATISTICS (CHIEFS)

DATE	OPPONENT	P/S	TACKLES							INTERCEPTIONS					O. FUMB				ST				MISC		SCORE			
			TK	S	A	SK	YDS	TFL	YDS	QBH	NO	YDS	LG	TD	PD	FF	FR	TD	YDS	TK	S	A	FF	FR		S	A	W/L
01/13	Dolphins	P	0	0	0	0.0	0.0	0	0	0	0	0	0	0	0	0	0	0	0	0	0	0	0	0	0	0	W	26-7
01/21	at Bills	P	0	0	0	0.0	0.0	0	0	0	0	0	0	0	0	0	0	0	0	0	0	0	0	0	0	0	W	27-24
01/28	at Ravens	P	0	0	0	0.0	0.0	0	0	0	0	0	0	0	0	0	0	0	0	0	0	0	0	0	0	0	W	17-10
02/11	49ers	P	0	0	0	0.0	0.0	0	0	0	0	0	0	0	0	0	0	0	0	0	0	0	0	0	0	0	W	25-22+
2023 TOTALS		4-0	0	0	0	0.0	0.0	0	0	0	0	0	0	0	0	0	0	0	0	0	0	0	0	0	0	0	4-0	

+ - Overtime





CHAMARRI CONNER



DEFENSIVE BACK #27
VIRGINIA TECH

2ND YEAR IN THE NFL

2ND YEAR WITH THE CHIEFS

HEIGHT: 6'0"
WEIGHT: 202 LBS
DRAFTED: D4-23
BIRTHDAY: 7/11/00

- Conner enters his second season with the Chiefs in 2024.
- Originally entered the NFL as a fourth-round pick (119th overall) by the Kansas City Chiefs in the 2023 NFL Draft.

Transactions:
Originally entered the NFL as a fourth-round pick (119th overall) by the Kansas City Chiefs in the 2023 NFL Draft.

COLLEGE

Played 61 games (57 starts) in five seasons (2018-22) for Virginia Tech ... Recorded 314 tackles (207 solo), 21 tackles for loss (-110.0 yards), 7.5 sacks (-73.0 yards), four interceptions returned for 20 yards, 23 passes defended, four forced fumbles and one blocked kick ... Finished his college career ranked 10th all-time at VT in career tackles ... Received the following awards and honors: 2022-23 Reese's Senior Bowl selection, 2021 All-ACC Honorable Mention (S), 2021 Phil Steele All-ACC second-team, 2021 ESPN All-ACC Midseason Team, ACC Defensive Back of the Week (Sept. 7, 2021), 2020 All-ACC Honorable Mention (CB) and 2020 Phil Steele All-ACC third-team.

PERSONAL

- Led Trinity Christian Academy to a 9-4 record at the 5A level as a senior, following four-straight 3A titles.
- A ballhawk safety who tallied 107 tackles, including 58 solo stops, 1.5 sacks, one forced fumble and one fumble recovery under the watch of Head Coach Verlon Dorminey.
- Helped the Conquerors defense average 2.5 turnovers a game.
- Son of Charles Conner and Erica Williams.
- Has two brothers and one sister.
- Majored in criminology.

REGULAR SEASON COMPARISON: DEFENSIVE - LOS ANGELES CHARGERS

DATE	OPP	W/L	GP/GS	TACKLES							INT	TFL	PD	QBH	TD	MISC	
				TOT	SOLO	ASST	SACK	YDS.	FF	FR							
10/22/23	KC vs. LAC	W	P	0	0	0	0.0	0.0	0	0	0	0	0	0	0	0	
1/7/24	KC @ LAC	W	S	7	7	0	0.0	0.0	0	0	0	0	0	0	0	0	
TOTALS		2/0	2/1	7	7	0	0.0	0.0	0	0	0	0	0	0	0	0	

CHAMARRI CONNER'S NFL REGULAR SEASON DEFENSIVE STATISTICS

DATE	TEAM	GP	GS	TACKLES							INTERCEPTIONS					O. FUMB				ST				MISC			
				TK	S	A	TFL	YDS	SK	YDS	QBH	NO	YDS	LG	TD	PD	FF	FR	TD	YDS	TK	S	A	FF	FR	S	A
2023	Chiefs	17	7	28	24	4	2	5	0.0	0.0	0	1	4	4	0	1	0	0	0	0	8	7	1	0	0	0	0
2024	Chiefs	3	1	20	14	6	1	9	1.0	9.0	1	1	3	3	0	2	0	1	1	38	2	1	1	0	0	0	
NFL TOTALS		20	8	48	38	10	3	14	1.0	9.0	1	2	7	4	0	3	0	1	1	38	10	8	2	0	0	0	

CHAMARRI CONNER'S NFL POSTSEASON DEFENSIVE STATISTICS

DATE	TEAM	GP	GS	TACKLES							INTERCEPTIONS					O. FUMB				ST				MISC		
				TK	S	A	TFL	YDS	SK	YDS	QBH	NO	YDS	LG	TD	PD	FF	FR	TD	YDS	TK	S	A	FF	FR	S
2023	Chiefs	4	1	15	10	5	0	0	0.0	0.0	0	0	0	0	0	0	1	0	0	0	1	1	0	0	0	0
NFL TOTALS		4	1	15	10	5	0	0	0.0	0.0	0	0	0	0	0	0	1	0	0	0	1	1	0	0	0	0



SINGLE-GAME HIGHS: DEFENSIVE

Total Tackles 10 at Atlanta, Sep 22, 2024
 7 at L.A. Chargers, Jan 07, 2024
 6 vs. Baltimore, Sep 05, 2024
 4 vs. Cincinnati, Sep 15, 2024
 3 vs. Cincinnati, Dec 31, 2023
 ...2 more at 3.

Solo Tackles
 7 at L.A. Chargers, Jan 07, 2024
 6 vs. Baltimore, Sep 05, 2024
 5 at Atlanta, Sep 22, 2024
 3 vs. Cincinnati, Sep 15, 2024
 3 vs. Las Vegas, Dec 25, 2023

Sacks
 1.0 vs. Cincinnati, Sep 15, 2024

Passes Defensed
 1 vs. Buffalo, Dec 10, 2023

Fumble Recoveries
 1 vs. Cincinnati, Sep 15, 2024

Tackles For Loss
 1 vs. Las Vegas, Dec 25, 2023
 1 vs. Denver, Oct 12, 2023

Interceptions
 1 at Atlanta, Sep 22, 2024
 1 vs. Buffalo, Dec 10, 2023

Interception Return Yards
 4 vs. Buffalo, Dec 10, 2023

Special Teams Tackles
 2 vs. Cincinnati, Sep 15, 2024
 1 at L.A. Chargers, Jan 07, 2024
 1 at New England, Dec 17, 2023
 1 vs. Buffalo, Dec 10, 2023
 ...5 more at 1.

Longest Opp Fumble Return
 38 vs. Cincinnati, Sep 15, 2024

SINGLE-GAME HIGHS - POSTSEASON: DEFENSIVE

Total Tackles 10 at Buffalo, Jan 21, 2024
 2 vs. San Francisco, Feb 11, 2024
 2 vs. Miami, Jan 13, 2024
 1 at Baltimore, Jan 28, 2024

Solo Tackles
 8 at Buffalo, Jan 21, 2024
 1 at Baltimore, Jan 28, 2024
 1 vs. Miami, Jan 13, 2024

2023 GAME-BY-GAME REGULAR-SEASON STATISTICS (CHIEFS)

DATE	OPPONENT	P/S	TACKLES							INTERCEPTIONS					O. FUMB				ST				MISC			W/L	SCORE						
			TK	S	A	SK	YDS	TFL	YDS	QBH	NO	YDS	LG	TD	PD	FF	FR	TD	YDS	TK	S	A	FF	FR	S			A					
09/07	Lions	S	0	0	0	0.0	0.0	0	0	0	0	0	0	0	0	0	0	0	1	1	0	0	0	0	0	L	20-21						
09/17	at Jaguars	P	0	0	0	0.0	0.0	0	0	0	0	0	0	0	0	0	0	0	0	0	0	0	0	0	0	W	17-9						
09/24	Bears	S	1	0	1	0.0	0.0	0	0	0	0	0	0	0	0	0	0	0	0	0	0	0	0	0	0	W	41-10						
10/01	at Jets	P	2	2	0	0.0	0.0	0	0	0	0	0	0	0	0	0	0	0	0	0	0	0	0	0	0	W	23-20						
10/08	at Vikings	P	0	0	0	0.0	0.0	0	0	0	0	0	0	0	0	0	0	0	0	0	0	0	0	0	0	W	27-20						
10/12	Broncos	S	1	1	0	0.0	0.0	1	1	0	0	0	0	0	0	0	0	0	0	0	0	0	0	0	0	W	19-8						
10/22	Chargers	P	0	0	0	0.0	0.0	0	0	0	0	0	0	0	0	0	0	0	0	0	0	0	0	0	0	W	31-17						
10/29	at Broncos	P	0	0	0	0.0	0.0	0	0	0	0	0	0	0	0	0	0	0	1	1	0	0	0	0	0	L	9-24						
11/05	Dolphins	S	2	2	0	0.0	0.0	0	0	0	0	0	0	0	0	0	0	0	0	0	0	0	0	0	0	W	21-14						
11/20	Eagles	P	0	0	0	0.0	0.0	0	0	0	0	0	0	0	0	0	0	0	1	1	0	0	0	0	0	L	17-21						
11/26	at Raiders	P	2	2	0	0.0	0.0	0	0	0	0	0	0	0	0	0	0	0	1	1	0	0	0	0	0	W	31-17						
12/03	at Packers	S	2	1	1	0.0	0.0	0	0	0	0	0	0	0	0	0	0	0	1	1	0	0	0	0	0	L	19-27						
12/10	Bills	S	2	2	0	0.0	0.0	0	0	0	1	4	4	0	1	0	0	0	1	0	1	0	0	0	0	L	17-20						
12/17	at Patriots	P	3	2	1	0.0	0.0	0	0	0	0	0	0	0	0	0	0	0	1	1	0	0	0	0	0	W	27-17						
12/25	Raiders	P	3	3	0	0.0	0.0	1	4	0	0	0	0	0	0	0	0	0	0	0	0	0	0	0	0	L	14-20						
12/31	Bengals	P	3	2	1	0.0	0.0	0	0	0	0	0	0	0	0	0	0	0	0	0	0	0	0	0	0	W	25-17						
01/07	at Chargers	S	7	7	0	0.0	0.0	0	0	0	0	0	0	0	0	0	0	0	1	1	0	0	0	0	0	W	13-12						
2023 TOTALS			17-7	28	24	4	0.0	0.0	2	5	0	1	4	4	0	1	0	0	0	0	0	0	8	7	1	0	0	0	0	0	0	0	11-6

2024 GAME-BY-GAME REGULAR-SEASON STATISTICS (CHIEFS)

DATE	OPPONENT	P/S	TACKLES							INTERCEPTIONS					O. FUMB				ST				MISC			W/L	SCORE						
			TK	S	A	SK	YDS	TFL	YDS	QBH	NO	YDS	LG	TD	PD	FF	FR	TD	YDS	TK	S	A	FF	FR	S			A					
09/05	Ravens	P	6	6	0	0.0	0.0	0	0	0	0	0	0	0	0	0	0	0	0	0	0	0	0	0	0	0	W	27-20					
09/15	Bengals	P	4	3	1	1.0	9.0	1	9	1	0	0	0	0	0	0	1	1	38	2	1	1	0	0	0	0	W	26-25					
09/22	at Falcons	S	10	5	5	0.0	0.0	0	0	0	1	3	3	0	2	0	0	0	0	0	0	0	0	0	0	0	W	22-17					
2024 TOTALS			3-1	20	14	6	1.0	9.0	1	9	1	1	3	3	0	2	0	1	1	38	2	1	1	0	0	0	0	0	0	0	0	0	3-0

2023 GAME-BY-GAME POSTSEASON STATISTICS (CHIEFS)


DATE	OPPONENT	P/S	TACKLES							INTERCEPTIONS					O. FUMB				ST				MISC			W/L	SCORE					
			TK	S	A	SK	YDS	TFL	YDS	QBH	NO	YDS	LG	TD	PD	FF	FR	TD	YDS	TK	S	A	FF	FR	S			A				
01/13	Dolphins	P	2	1	1	0.0	0.0	0	0	0	0	0	0	0	0	0	0	0	0	0	0	0	0	0	0	0	W	26-7				
01/21	at Bills	S	10	8	2	0.0	0.0	0	0	0	0	0	0	0	0	1	0	0	0	0	0	0	0	0	0	0	W	27-24				
01/28	at Ravens	P	1	1	0	0.0	0.0	0	0	0	0	0	0	0	0	0	0	0	0	1	1	0	0	0	0	0	W	17-10				
02/11	49ers	P	2	0	2	0.0	0.0	0	0	0	0	0	0	0	0	0	0	0	0	0	0	0	0	0	0	0	W	25-22+				
2023 TOTALS			4-1	15	10	5	0.0	0.0	0	0	0	0	0	0	0	1	0	0	0	0	1	1	0	0	0	0	0	0	0	0	0	4-0

+ - Overtime





BRYAN COOK



SAFETY #6
CINCINNATI

3RD YEAR IN THE NFL

3RD YEAR WITH THE CHIEFS

HEIGHT: 6'1"
WEIGHT: 206 LBS
DRAFTED: D2B-22
BIRTHDAY: 9/7/99

- 👁️ Cook enters his third season with the Chiefs in 2024.
- 👁️ Originally entered the NFL as the second of two second-round picks (62nd overall) by the Kansas City Chiefs in the 2022 NFL Draft.

Transactions:

Originally entered the NFL the second of two second-round picks (62nd overall) by the Kansas City Chiefs in the 2022 NFL Draft.

COLLEGE

Reese's Senior Bowl invitee who had a breakout senior campaign after UC became the first non-Power 5 school to play in the College Football Playoffs in 2020 ... All-AAC first-team selection in 2021 ... Played first two seasons at Howard (2017-18) before transferring back home to Cincinnati and sitting out the 2019 season per NCAA rules ... Totaled 93 tackles, including six for loss, with 13 pass breakups for Cincinnati ... Helped UC to rank first in the country in pass efficiency defense (103.37), second in passing yards allowed (169.2), third in interceptions (19) and fourth in opponent completion percentage (54.0) ... Collected CoSIDA Academic All-America second-team honors ... In 2020, he made two starts and played in all 10 games during his first full season at UC ... Totaled 26 tackles, including 19 solo stops, along with two pass break ups and a tackle for a loss ... In 2019, sat out 13 games due to NCAA transfer regulations ... Made his UC debut in the TicketSmarter Birmingham Bowl, recording a pair of tackles on special teams ... Named to the 2019 AAC All-Academic Team ... Played in 21 games at Howard University from 2017-18 ... Totaled 94 tackles, including 73 solo stops ... Also had 17 passes defensed, five tackles for a loss, five interceptions with one returned for a 41-yard TD, two forced fumbles and a pair of fumble recoveries.

PERSONAL

- 👁️ Prepped for coach Arvie Crouch at Mount Healthy High School.
- 👁️ Earned Honorable Mention *Associated Press* All-Southwest District honors and first-team All-Southwest Ohio Conference accolades in 2016.
- 👁️ Part of SWOC Championship teams in 2014 and 2015.
- 👁️ Totaled 35 tackles, three interceptions, and a fumble recovery over nine games in 2016.
- 👁️ On offense, had four receptions for 110 yards and three TDs.
- 👁️ Totaled a season-best 10 stops and an interception at Harrison.
- 👁️ Tabbed for the SWOC Sportsmanship Award in 2015.

BRYAN COOK'S NFL REGULAR SEASON DEFENSIVE STATISTICS

DATE	TEAM	GP	GS	TACKLES							INTERCEPTIONS					O. FUMB				ST				MISC			
				TK	S	A	TFL	YDS	SK	YDS	QBH	NO	YDS	LG	TD	PD	FF	FR	TD	YDS	TK	S	A	FF	FR	S	A
2022	Chiefs	16	1	27	19	8	1	5	1.0	5.0	2	0	0	0	0	2	0	0	0	0	6	3	3	0	0	0	0
2023	Chiefs	12	12	42	26	16	1	0	0.0	0.0	0	1	9	9	0	2	0	2	1	59	0	0	0	0	0	0	
2024	Chiefs	3	3	19	15	4	0	0	0.0	0.0	0	0	0	0	2	0	0	0	0	0	0	0	0	0	0	0	
NFL TOTALS		31	16	88	60	28	2	5	1.0	5.0	2	1	9	9	0	6	0	2	1	59	6	3	3	0	0	0	0

BRYAN COOK'S NFL POSTSEASON DEFENSIVE STATISTICS

DATE	TEAM	GP	GS	TACKLES							INTERCEPTIONS					O. FUMB				ST				MISC			
				TK	S	A	TFL	YDS	SK	YDS	QBH	NO	YDS	LG	TD	PD	FF	FR	TD	YDS	TK	S	A	FF	FR	S	A
2022	Chiefs	3	0	6	6	0	0	0	0.0	0.0	0	0	0	0	0	1	0	0	0	0	0	0	0	0	0	0	0
2023	Chiefs	0	0	0	0	0	0	0	0.0	0.0	0	0	0	0	0	0	0	0	0	0	0	0	0	0	0	0	0
NFL TOTALS		3	0	6	6	0	0	0	0.0	0.0	0	0	0	0	0	1	0	0	0	0	0	0	0	0	0	0	0



SINGLE-GAME HIGHS: DEFENSIVE

Total Tackles 8 at Atlanta, Sep 22, 2024
 7 at Green Bay, Dec 03, 2023
 7 vs. Detroit, Sep 07, 2023
 6 vs. Baltimore, Sep 05, 2024
 5 vs. Cincinnati, Sep 15, 2024
 ...2 more at 5.

Solo Tackles 6 at Atlanta, Sep 22, 2024
 6 at Green Bay, Dec 03, 2023
 5 vs. Baltimore, Sep 05, 2024
 4 vs. Cincinnati, Sep 15, 2024
 4 vs. Detroit, Sep 07, 2023

Passes Defensed 1 at Atlanta, Sep 22, 2024
 1 vs. Cincinnati, Sep 15, 2024
 1 vs. L.A. Chargers, Oct 22, 2023
 ...3 more at 1.

Fumble Recoveries 1 vs. Detroit, Sep 07, 2023

Tackles For Loss 1 at Minnesota, Oct 08, 2023
 1 vs. L.A. Rams, Nov 27, 2022

Interceptions 1 vs. L.A. Chargers, Oct 22, 2023

Special Teams Tackles 2 vs. Jacksonville, Nov 13, 2022
 2 vs. Tennessee, Nov 06, 2022
 1 at Denver, Dec 11, 2022
 1 at San Francisco, Oct 23, 2022

Longest Opp Fumble Return 59 vs. Miami, Nov 05, 2023

SINGLE-GAME HIGHS - POSTSEASON: DEFENSIVE

Total Tackles 4 vs. Cincinnati, Jan 29, 2023
 1 vs. Jacksonville, Jan 21, 2023

Solo Tackles 4 vs. Cincinnati, Jan 29, 2023
 1 vs. Jacksonville, Jan 21, 2023

Passes Defensed 1 vs. Cincinnati, Jan 29, 2023

2022 GAME-BY-GAME REGULAR-SEASON STATISTICS (CHIEFS)

DATE	OPPONENT	P/S	TACKLES							INTERCEPTIONS					O. FUMB				ST				MISC		W/L	SCORE				
			TK	S	A	SK	YDS	TFL	YDS	QBH	NO	YDS	LG	TD	PD	FF	FR	TD	YDS	TK	S	A	FF	FR			S	A		
09/11	at Cardinals	P	1	1	0	0.0	0.0	0	0	0	0	0	0	0	0	0	0	0	0	0	0	0	0	0	0	0	W	44-21		
09/15	Chargers	P	1	1	0	0.0	0.0	0	0	0	0	0	0	0	0	0	0	0	0	0	0	0	0	0	0	0	W	27-24		
09/25	at Colts	P	1	0	1	0.0	0.0	0	0	0	0	0	0	0	0	0	0	0	0	0	0	0	0	0	0	0	L	17-20		
10/02	at Buccaneers	P	5	2	3	0.0	0.0	0	0	1	0	0	0	0	1	0	0	0	0	0	0	0	0	0	0	0	W	41-31		
10/10	Raiders	P	2	0	2	0.0	0.0	0	0	0	0	0	0	0	0	0	0	0	0	0	0	0	0	0	0	0	W	30-29		
10/16	Bills																									L	20-24			
10/23	at 49ers	P	0	0	0	0.0	0.0	0	0	0	0	0	0	0	0	0	0	0	0	1	1	0	0	0	0	0	W	44-23		
11/06	Titans	P	1	1	0	0.0	0.0	0	0	0	0	0	0	0	0	0	0	0	0	2	1	1	0	0	0	0	W	20-17+		
11/13	Jaguars	P	2	2	0	0.0	0.0	0	0	0	0	0	0	0	0	0	0	0	0	2	1	1	0	0	0	0	W	27-17		
11/20	at Chargers	P	3	3	0	0.0	0.0	0	0	0	0	0	0	0	0	0	0	0	0	0	0	0	0	0	0	0	W	30-27		
11/27	Rams	S	2	2	0	1.0	5.0	1	5	0	0	0	0	0	0	0	0	0	0	0	0	0	0	0	0	0	W	26-10		
12/04	at Bengals	P	0	0	0	0.0	0.0	0	0	0	0	0	0	0	0	0	0	0	0	0	0	0	0	0	0	0	L	24-27		
12/11	at Broncos	P	1	1	0	0.0	0.0	0	0	0	0	0	0	0	0	0	0	0	0	1	0	1	0	0	0	0	W	34-28		
12/18	at Texans	P	1	1	0	0.0	0.0	0	0	0	0	0	0	0	0	0	0	0	0	0	0	0	0	0	0	0	W	30-24+		
12/24	Seahawks	P	4	3	1	0.0	0.0	0	0	1	0	0	0	0	0	0	0	0	0	0	0	0	0	0	0	0	W	24-10		
01/01	Broncos	P	2	1	1	0.0	0.0	0	0	0	0	0	0	0	0	1	0	0	0	0	0	0	0	0	0	0	W	27-24		
01/07	at Raiders	P	1	1	0	0.0	0.0	0	0	0	0	0	0	0	0	0	0	0	0	0	0	0	0	0	0	0	W	31-13		
2022 TOTALS			16-1	27	19	8	1.0	5.0	1	5	2	0	0	0	0	2	0	0	0	0	6	3	3	0	0	0	0	0	0	14-3

+ - Overtime

2023 GAME-BY-GAME REGULAR-SEASON STATISTICS (CHIEFS)

DATE	OPPONENT	P/S	TACKLES							INTERCEPTIONS					O. FUMB				ST				MISC		W/L	SCORE				
			TK	S	A	SK	YDS	TFL	YDS	QBH	NO	YDS	LG	TD	PD	FF	FR	TD	YDS	TK	S	A	FF	FR			S	A		
09/07	Lions	S	7	4	3	0.0	0.0	0	0	0	0	0	0	0	0	0	0	1	0	0	0	0	0	0	0	0	L	20-21		
09/17	at Jaguars	S	2	1	1	0.0	0.0	0	0	0	0	0	0	0	0	1	0	0	0	0	0	0	0	0	0	0	W	17-9		
09/24	Bears	S	4	3	1	0.0	0.0	0	0	0	0	0	0	0	0	0	0	0	0	0	0	0	0	0	0	0	W	41-10		
10/01	at Jets	S	2	1	1	0.0	0.0	0	0	0	0	0	0	0	0	0	0	0	0	0	0	0	0	0	0	0	W	23-20		
10/08	at Vikings	S	3	2	1	0.0	0.0	1	0	0	0	0	0	0	0	0	1	0	0	0	0	0	0	0	0	0	W	27-20		
10/12	Broncos	S	2	1	1	0.0	0.0	0	0	0	0	0	0	0	0	0	0	0	0	0	0	0	0	0	0	0	W	19-8		
10/22	Chargers	S	5	3	2	0.0	0.0	0	0	0	1	9	9	0	1	0	0	0	0	0	0	0	0	0	0	0	W	31-17		
10/29	at Broncos	S	2	1	1	0.0	0.0	0	0	0	0	0	0	0	0	0	0	0	0	0	0	0	0	0	0	0	L	9-24		
11/05	at Dolphins	S	4	2	2	0.0	0.0	0	0	0	0	0	0	0	0	0	0	1	59	0	0	0	0	0	0	0	W	21-14		
11/20	Eagles	S	1	0	1	0.0	0.0	0	0	0	0	0	0	0	0	0	0	0	0	0	0	0	0	0	0	0	L	17-21		
11/26	at Raiders	S	3	2	1	0.0	0.0	0	0	0	0	0	0	0	0	0	0	0	0	0	0	0	0	0	0	0	W	31-17		
12/03	at Packers	S	7	6	1	0.0	0.0	0	0	0	0	0	0	0	0	0	0	0	0	0	0	0	0	0	0	0	L	19-27		
12/10	Bills																									L	17-20			
12/17	at Patriots																									W	27-17			
12/25	Raiders																									L	14-20			
12/31	Bengals																									W	25-17			
01/07	at Chargers																									W	13-12			
2023 TOTALS			12-12	42	26	16	0.0	0.0	1	0	0	1	9	9	0	2	0	2	1	59	0	0	0	0	0	0	0	0	0	11-6



2024 GAME-BY-GAME REGULAR-SEASON STATISTICS (CHIEFS)

DATE	OPPONENT	P/S	TACKLES							INTERCEPTIONS					O. FUMB				ST				MISC		W/L	SCORE			
			TK	S	A	SK	YDS	TFL	YDS	QBH	NO	YDS	LG	TD	PD	FF	FR	TD	YDS	TK	S	A	FF	FR			S	A	
09/05	Ravens	S	6	5	1	0.0	0.0	0	0	0	0	0	0	0	0	0	0	0	0	0	0	0	0	0	0	0	0	W	27-20
09/15	Bengals	S	5	4	1	0.0	0.0	0	0	0	0	0	0	1	0	0	0	0	0	0	0	0	0	0	0	0	W	26-25	
09/22	at Falcons	S	8	6	2	0.0	0.0	0	0	0	0	0	0	1	0	0	0	0	0	0	0	0	0	0	0	0	W	22-17	
2024 TOTALS		3-3	19	15	4	0.0	0.0	0	0	0	0	0	0	2	0	0	0	0	0	0	0	0	0	0	0	0	3-0		

2022 GAME-BY-GAME POSTSEASON STATISTICS (CHIEFS)

DATE	OPPONENT	P/S	TACKLES							INTERCEPTIONS					O. FUMB				ST				MISC		W/L	SCORE			
			TK	S	A	SK	YDS	TFL	YDS	QBH	NO	YDS	LG	TD	PD	FF	FR	TD	YDS	TK	S	A	FF	FR			S	A	
01/21	Jaguars	P	1	1	0	0.0	0.0	0	0	0	0	0	0	0	0	0	0	0	0	0	0	0	0	0	0	0	0	W	27-20
01/29	Bengals	P	4	4	0	0.0	0.0	0	0	0	0	0	0	1	0	0	0	0	0	0	0	0	0	0	0	0	W	23-20	
02/12	at Eagles	P	1	1	0	0.0	0.0	0	0	0	0	0	0	0	0	0	0	0	0	0	0	0	0	0	0	0	W	38-35	
2022 TOTALS		3-0	6	6	0	0.0	0.0	0	0	0	0	0	0	1	0	0	0	0	0	0	0	0	0	0	0	0	3-0		

2023 GAME-BY-GAME POSTSEASON STATISTICS (CHIEFS)

DATE	OPPONENT	P/S	TACKLES							INTERCEPTIONS					O. FUMB				ST				MISC		W/L	SCORE		
			TK	S	A	SK	YDS	TFL	YDS	QBH	NO	YDS	LG	TD	PD	FF	FR	TD	YDS	TK	S	A	FF	FR			S	A
01/13	Dolphins																										W	26-7
01/21	at Bills																										W	27-24
01/28	at Ravens																										W	17-10
02/11	49ers																										W	25-22+
2023 TOTALS			0	0	0	0.0	0.0	0	0	0	0	0	0	0	0	0	0	0	0	0	0	0	0	0	0	0	4-0	

+ - Overtime





MIKE DANNA



DEFENSIVE END #51
MICHIGAN

5TH YEAR IN THE NFL

5TH YEAR WITH THE CHIEFS

HEIGHT: 6'2"
WEIGHT: 257 LBS
DRAFTED: D5-20
BIRTHDAY: 12/4/97

- Danna enters his fifth season with the Chiefs in 2024.
- Originally entered the NFL as a fifth-round pick (177th overall) by the Kansas City Chiefs in the 2020 NFL Draft.

Transactions:

Re-signed with Kansas City (4/10/24) ... Originally entered the NFL as a fifth-round pick (177th overall) by the Kansas City Chiefs in the 2020 NFL Draft.

COLLEGE

Spent one season at Michigan (2019) where he appeared in all 13 games with one start along the defensive line making 38 tackles including three for loss, 3.0 sacks and one forced fumble to earn his first varsity letter at U-M ... Was on the watch list for the Hendricks Award ... Spent four seasons at Central Michigan (2015-18) where he appeared in 38 games (16 starts) tallying 151 tackles (92 solo), 28.0 tackles for loss, 15.0 sacks, one pass defended, four forced fumbles and four fumble recoveries ... As a redshirt junior at Central Michigan earned the Chippewas' Herb Deromedi Most Valuable Player Award, was named to the 2018 Pro Football Focus All-American first-team as a lineman and was named to All-Mid-American Conference first-team defense ... Redshirted as a freshman in 2015.

PERSONAL

- Attended Warren De La Salle Collegiate High School where he was a two-year starter and varsity letterwinner in football.
- Led his team to the 2014 Division II state title.
- Set school records for tackles for loss (20) and sacks (10.0) in a single season in 2014.
- Also tallied 52 tackles in just nine games as a senior.
- Ranked No. 15 on the Detroit Free Press Fab 50 and the Detroit News Blue Chip list.
- Named to the Detroit Free Press, Detroit News and MLive Dream Teams in 2014.
- Earned All-State special mention from the *Associated Press* in 2014.
- Named to the 2014 Detroit News All-Metro East first-team.
- Selected first-team All-Macomb County by the Macomb Daily in 2014.
- Hometown: Detroit, Mich.

MIKE DANNA'S NFL REGULAR SEASON DEFENSIVE STATISTICS

DATE	TEAM	GP	GS	TACKLES					INTERCEPTIONS					O. FUMB			ST			MISC						
				TK	S	A	TFL	YDS	SK	YDS	QBH	NO	YDS	LG	TD	PD	FF	FR	TD	YDS	TK	S	A	FF	FR	S
2020	Chiefs	13	1	25	16	9	4	23	2.5	22.5	6	0	0	0	0	0	0	0	0	0	0	0	0	0	0	0
2021	Chiefs	17	6	26	11	15	3	14	3.0	14.0	10	0	0	0	0	1	2	0	0	0	0	0	0	0	0	
2022	Chiefs	13	0	27	9	18	3	26	5.0	34.0	10	0	0	0	0	2	0	0	0	0	0	0	0	0	0	
2023	Chiefs	16	16	50	32	18	7	33	6.5	34.0	13	0	0	0	0	3	0	0	0	0	0	0	0	0	0	
2024	Chiefs	3	3	12	8	4	1	2	0.5	0.0	2	0	0	0	0	0	0	0	0	0	0	0	0	0	0	
NFL TOTALS		62	26	140	76	64	18	98	17.5	104.5	41	0	0	0	0	4	4	0	0	0	0	0	0	0	0	0

MIKE DANNA'S NFL POSTSEASON DEFENSIVE STATISTICS

DATE	TEAM	GP	GS	TACKLES					INTERCEPTIONS					O. FUMB			ST			MISC						
				TK	S	A	TFL	YDS	SK	YDS	QBH	NO	YDS	LG	TD	PD	FF	FR	TD	YDS	TK	S	A	FF	FR	S
2020	Chiefs	3	0	4	1	3	0	0	0.0	0.0	0	0	0	0	0	0	0	0	0	0	0	0	0	0	0	0
2021	Chiefs	3	0	3	3	0	1	3	1.0	3.0	3	0	0	0	0	0	0	0	0	0	0	0	0	0	0	
2022	Chiefs	3	0	6	4	2	0	0	0.0	0.0	1	0	0	0	0	0	0	0	0	0	0	0	0	0	0	
2023	Chiefs	4	4	7	3	4	0	0	0.0	0.0	2	0	0	0	0	0	0	0	0	0	0	0	0	0	0	
NFL TOTALS		13	4	20	11	9	1	3	1.0	3.0	6	0	0	0	0	0	0	0	0	0	0	0	0	0	0	0



2021 GAME-BY-GAME REGULAR-SEASON STATISTICS (CHIEFS)

DATE	OPPONENT	P/S	TACKLES							INTERCEPTIONS				O. FUMB				ST				MISC		W/L	SCORE		
			TK	S	A	SK	YDS	TFL	YDS	QBH	NO	YDS	LG	TD	PD	FF	FR	TD	YDS	TK	S	A	FF			FR	S
09/12	Browns	S	3	1	2	0.0	0.0	0	0	1	0	0	0	0	0	0	0	0	0	0	0	0	0	0	0	W	33-29
09/19	at Ravens	P	0	0	0	0.0	0.0	0	0	0	0	0	0	0	0	0	0	0	0	0	0	0	0	0	L	35-36	
09/26	Chargers	S	2	2	0	1.0	6.0	1	6	3	0	0	0	0	0	1	0	0	0	0	0	0	0	0	L	24-30	
10/03	at Eagles	S	4	3	1	2.0	8.0	2	8	2	0	0	0	0	0	0	0	0	0	0	0	0	0	0	W	42-30	
10/10	Bills	S	4	1	3	0.0	0.0	0	0	1	0	0	0	0	0	0	0	0	0	0	0	0	0	0	L	20-38	
10/17	at Football Team	S	2	1	1	0.0	0.0	0	0	0	0	0	0	0	1	1	0	0	0	0	0	0	0	0	W	31-13	
10/24	at Titans	P	1	0	1	0.0	0.0	0	0	0	0	0	0	0	0	0	0	0	0	0	0	0	0	0	L	3-27	
11/01	Giants	P	0	0	0	0.0	0.0	0	0	0	0	0	0	0	0	0	0	0	0	0	0	0	0	0	W	20-17	
11/07	Packers	S	2	1	1	0.0	0.0	0	0	0	0	0	0	0	0	0	0	0	0	0	0	0	0	0	W	13-7	
11/14	at Raiders	P	2	1	1	0.0	0.0	0	0	0	0	0	0	0	0	0	0	0	0	0	0	0	0	0	W	41-14	
11/21	Cowboys	P	0	0	0	0.0	0.0	0	0	0	0	0	0	0	0	0	0	0	0	0	0	0	0	0	W	19-9	
12/05	Broncos	P	2	0	2	0.0	0.0	0	0	1	0	0	0	0	0	0	0	0	0	0	0	0	0	0	W	22-9	
12/12	Raiders	P	1	1	0	0.0	0.0	0	0	1	0	0	0	0	0	0	0	0	0	0	0	0	0	0	W	48-9	
12/16	at Chargers	P	1	0	1	0.0	0.0	0	0	0	0	0	0	0	0	0	0	0	0	0	0	0	0	0	W	34-28+	
12/26	Steelers	P	1	0	1	0.0	0.0	0	0	0	0	0	0	0	0	0	0	0	0	0	0	0	0	0	W	36-10	
01/02	at Bengals	P	0	0	0	0.0	0.0	0	0	1	0	0	0	0	0	0	0	0	0	0	0	0	0	0	L	31-34	
01/08	at Broncos	P	1	0	1	0.0	0.0	0	0	0	0	0	0	0	0	0	0	0	0	0	0	0	0	0	W	28-24	
2021 TOTALS		17-6	26	11	15	3.0	14.0	3	14	10	0	0	0	0	1	2	0	0	0	0	0	0	0	0	12-5		

+ - Overtime

2022 GAME-BY-GAME REGULAR-SEASON STATISTICS (CHIEFS)

DATE	OPPONENT	P/S	TACKLES							INTERCEPTIONS				O. FUMB				ST				MISC		W/L	SCORE	
			TK	S	A	SK	YDS	TFL	YDS	QBH	NO	YDS	LG	TD	PD	FF	FR	TD	YDS	TK	S	A	FF			FR
09/11	at Cardinals	P	2	0	2	0.0	0.0	0	0	0	0	0	0	0	0	0	0	0	0	0	0	0	0	0	W	44-21
09/15	Chargers	P	0	0	0	0.0	0.0	0	0	1	0	0	0	0	0	0	0	0	0	0	0	0	0	0	W	27-24
09/25	at Colts																								L	17-20
10/02	at Buccaneers																								W	41-31
10/10	Raiders																								W	30-29
10/16	Bills	P	0	0	0	0.0	0.0	0	0	0	0	0	0	0	0	0	0	0	0	0	0	0	0	0	L	20-24
10/23	at 49ers																								W	44-23
11/06	Titans	P	4	0	4	0.0	0.0	0	0	0	0	0	0	0	0	0	0	0	0	0	0	0	0	0	W	20-17+
11/13	Jaguars	P	3	1	2	0.0	0.0	0	0	0	0	0	0	0	0	0	0	0	0	0	0	0	0	0	W	27-17
11/20	at Chargers	P	4	3	1	2.0	17.0	2	17	2	0	0	0	0	0	0	0	0	0	0	0	0	0	0	W	30-27
11/27	Rams	P	4	1	3	0.0	0.0	0	0	2	0	0	0	0	0	0	0	0	0	0	0	0	0	0	W	26-10
12/04	at Bengals	P	0	0	0	0.0	0.0	0	0	0	0	0	0	0	0	0	0	0	0	0	0	0	0	0	L	24-27
12/11	at Broncos	P	3	1	2	1.0	9.0	1	9	1	0	0	0	0	0	0	0	0	0	0	0	0	0	0	W	34-28
12/18	at Texans	P	1	0	1	0.0	0.0	0	0	1	0	0	0	0	0	0	0	0	0	0	0	0	0	0	W	30-24+
12/24	Seahawks	P	3	1	2	0.0	0.0	0	0	0	0	0	0	0	0	0	0	0	0	0	0	0	0	0	W	24-10
01/01	Broncos	P	0	0	0	0.0	0.0	0	0	1	0	0	0	0	0	0	0	0	0	0	0	0	0	0	W	27-24
01/07	at Raiders	P	3	2	1	2.0	8.0	0	0	2	0	0	0	0	0	2	0	0	0	0	0	0	0	0	W	31-13
2022 TOTALS		13-0	27	9	18	5.0	34.0	3	26	10	0	0	0	0	0	2	0	0	0	0	0	0	0	0	14-3	

+ - Overtime

2023 GAME-BY-GAME REGULAR-SEASON STATISTICS (CHIEFS)

DATE	OPPONENT	P/S	TACKLES							INTERCEPTIONS				O. FUMB				ST				MISC		W/L	SCORE	
			TK	S	A	SK	YDS	TFL	YDS	QBH	NO	YDS	LG	TD	PD	FF	FR	TD	YDS	TK	S	A	FF			FR
09/07	Lions	S	6	4	2	1.0	3.0	1	3	1	0	0	0	0	1	0	0	0	0	0	0	0	0	0	L	20-21
09/17	at Jaguars	S	2	0	2	0.5	2.0	0	0	1	0	0	0	0	0	0	0	0	0	0	0	0	0	0	W	17-9
09/24	Bears	S	3	3	0	1.0	4.0	1	4	1	0	0	0	0	0	0	0	0	0	0	0	0	0	0	W	41-10
10/01	at Jets	S	4	2	2	0.0	0.0	0	0	0	0	0	0	0	1	0	0	0	0	0	0	0	0	0	W	23-20
10/08	at Vikings	S	3	2	1	1.0	10.0	1	10	2	0	0	0	0	0	0	0	0	0	0	0	0	0	0	W	27-20
10/12	Broncos	S	1	1	0	0.0	0.0	0	0	0	0	0	0	0	0	0	0	0	0	0	0	0	0	0	W	19-8
10/22	Chargers	S	6	4	2	1.0	6.0	1	6	1	0	0	0	0	0	0	0	0	0	0	0	0	0	0	W	31-17
10/29	at Broncos	S	3	3	0	1.0	5.0	2	6	2	0	0	0	0	0	0	0	0	0	0	0	0	0	0	L	9-24
11/05	Dolphins	S	2	1	1	0.0	0.0	0	0	0	0	0	0	0	0	0	0	0	0	0	0	0	0	0	W	21-14
11/20	Eagles	S	2	2	0	0.0	0.0	0	0	0	0	0	0	0	0	0	0	0	0	0	0	0	0	0	L	17-21
11/26	at Raiders	S	3	2	1	0.0	0.0	0	0	0	0	0	0	0	0	0	0	0	0	0	0	0	0	0	W	31-17
12/03	at Packers	S	4	3	1	1.0	4.0	1	4	1	0	0	0	0	0	0	0	0	0	0	0	0	0	0	L	19-27
12/10	Bills	S	4	1	3	0.0	0.0	0	0	2	0	0	0	0	0	0	0	0	0	0	0	0	0	0	L	17-20
12/17	at Patriots	S	3	1	2	0.0	0.0	0	0	0	0	0	0	0	0	0	0	0	0	0	0	0	0	0	W	27-17
12/25	Raiders	S	2	1	1	0.0	0.0	0	0	0	0	0	0	0	1	0	0	0	0	0	0	0	0	0	L	14-20
12/31	Bengals	S	2	2	0	0.0	0.0	0	0	2	0	0	0	0	0	0	0	0	0	0	0	0	0	0	W	25-17
01/07	at Chargers																								W	13-12
2023 TOTALS		16-16	50	32	18	6.5	34.0	7	33	13	0	0	0	0	3	0	0	0	0	0	0	0	0	0	11-6	

2024 GAME-BY-GAME REGULAR-SEASON STATISTICS (CHIEFS)

DATE	OPPONENT	P/S	TACKLES							INTERCEPTIONS				O. FUMB				ST				MISC		W/L	SCORE	
			TK	S	A	SK	YDS	TFL	YDS	QBH	NO	YDS	LG	TD	PD	FF	FR	TD	YDS	TK	S	A	FF			FR
09/05	Ravens	S	4	3	1	0.0	0.0	0	0	0	0	0	0	0	0	0	0	0	0	0	0	0	0	0	W	27-20
09/15	Bengals	S	4	2	2	0.5	0.0	1	2	1	0	0	0	0	0	0	0	0	0	0	0	0	0	0	W	26-25
09/22	at Falcons	S	4	3	1	0.0	0.0	0	0	1	0	0	0	0	0	0	0	0	0	0	0	0	0	0	W	22-17
2024 TOTALS		3-3	12	8	4	0.5	0.0	1	2	2	0	0	0	0	0	0	0	0	0	0	0	0	0	0	3-0	





ETHAN DRISKELL

**TACKLE #75
MARSHALL**



ROOKIE

**HEIGHT: 6'8"
WEIGHT: 313 LBS
DRAFTED: CFA-24
BIRTHDAY: 6/29/00**

- 👁️ Driskell enters his first season with the Chiefs in 2024.
- 👁️ Originally entered the NFL as an undrafted free agent with the Kansas City Chiefs in 2024.

Transactions: Originally entered the NFL as an undrafted free agent with the Kansas City Chiefs in 2024.

COLLEGE

Played five years for Marshall (2019-23) ... Played in 48 games at Marshall with 25 starts ... Moved into a starting role at the tackle position in 2022 ... Appeared in 13 games in 2021 after playing in nine of ten games during the COVID-impacted 2020 season ... Redshirted his freshman season (2019) ... Was named to the 2023 preseason All-Sun Belt Conference second-team (Phil Steele, Athlon and SBC Coaches).

PERSONAL

- 👁️ Played defensive tackle for Holy Cross High School in Louisville, KY.
- 👁️ Also played basketball.

ETHAN DRISKELL'S NFL REGULAR SEASON STATISTICS

DATE	TEAM	GP	GS
2024	Chiefs	0	0
NFL TOTALS		0	0

2024 GAME-BY-GAME REGULAR-SEASON STATISTICS (CHIEFS)

DATE	OPPONENT	P/S		W/L	SCORE
09/05	Ravens		INACTIVE	W	27-20
09/15	Bengals		INACTIVE	W	26-25
09/22	at Falcons		INACTIVE	W	22-17
2024 TOTALS		0-0		3-0	





NOAH GRAY



TIGHT END #83
DUKE

4TH YEAR IN THE NFL

4TH YEAR WITH THE CHIEFS

HEIGHT: 6'3"
WEIGHT: 240 LBS
DRAFTED: D5A-21
BIRTHDAY: 4/30/99

- Gray enters his fourth season with the Chiefs in 2024.
- Originally entered the NFL as a fifth-round pick (162nd overall) by the Chiefs in the 2021 NFL Draft.

Transactions:
Originally entered the NFL as a fifth-round pick (162nd overall) by the Kansas City Chiefs in the 2021 NFL Draft.

COLLEGE

Missed only one game during his tenure at Duke (48 career games with 21 starts) ... Had 105 receptions for 948 yards (9.03 avg.) and eight touchdowns ... 2019 second-team All-America pick by *The Walter Camp Football Foundation* ... 2019 second-team All-ACC choice ... Two-time Academic All-ACC selection ... Represented Duke at the 2021 Reese's Senior Bowl ... Owned 26 games with two or more receptions, including a career-high seven catches at Wake Forest in 2019 ... Caught four or more passes in 12 contests ... Reached 20+ receiving yards in 21 games with a career-high 76 yards against Wake Forest in 2019 ... Broke Duke's all-time career receptions mark by a tight end in 2020 ... Finished fourth in program history for most career touchdown receptions by a tight end ... Concluded career having caught one or more receptions in 26 consecutive games ... Played 1,890 career snaps.

PERSONAL

- Played at Leominster Senior High School.
- As a senior, caught 30 passes for 619 yards and eight touchdowns to earn all-state honors from the *Massachusetts High School Football Coaches Association*.
- Also received All-State recognition from *Inside the Huddle Massachusetts*.
- Named to the *USA Today* American Family Insurance All-USA Massachusetts team.
- Prior to senior campaign, earned Offensive MVP honors at the New York vs. New England 7-on-7 All-Star Challenge.
- In his junior season, rushed for 437 yards and seven touchdowns while passing for 1,707 yards and 21 touchdowns to help the squad to an 8-3 mark and berth in the *Massachusetts Interscholastic Athletic Association* playoffs.
- Two-time All-Star selection by the *Worcester Telegram*.
- Also played basketball.
- Hometown: Leominster, Mass.

NOAH GRAY'S NFL REGULAR SEASON RUSHING/RECEIVING STATISTICS

DATE	TEAM	GP	GS	RECEIVING					RUSHING				
				NO.	YDS.	AVG.	LG	TD	NO.	YDS.	AVG.	LG	TD
2021	Chiefs	16	1	7	36	5.1	8	1	0	0	0.0	0	0
2022	Chiefs	17	8	28	299	10.7	27	1	1	1	1.0	1t	1
2023	Chiefs	17	10	28	305	10.9	34t	2	1	1	1.0	1	0
2024	Chiefs	3	1	4	50	12.5	13	0	0	0	0.0	0	0
NFL TOTALS		53	20	67	690	10.3	34T	4	2	2	1.0	1T	1

NOAH GRAY'S NFL POSTSEASON RUSHING/RECEIVING STATISTICS

DATE	TEAM	GP	GS	RECEIVING					RUSHING				
				NO.	YDS.	AVG.	LG	TD	NO.	YDS.	AVG.	LG	TD
2021	Chiefs	3	0	2	14	7.0	8	0	0	0	0.0	0	0
2022	Chiefs	3	3	3	37	12.3	27	0	1	0	0.0	0	0
2023	Chiefs	4	2	8	66	8.3	20	0	0	0	0.0	0	0
NFL TOTALS		10	5	13	117	9.0	27	0	1	0	0.0	0	0



NOAH GRAY'S NFL REGULAR SEASON RETURN STATISTICS

DATE	TEAM	KICKOFF RETURNS					PUNT RETURNS					
		RET.	YDS.	AVG.	LG	TD	NO.	FC	YDS.	AVG.	LG	TD
2021	Chiefs	0	0	0.0	0	0	0	0	0	0.0	0	0
2022	Chiefs	0	0	0.0	0	0	0	0	0	0.0	0	0
2023	Chiefs	0	0	0.0	0	0	0	0	0	0.0	0	0
2024	Chiefs	0	0	0.0	0	0	0	0	0	0.0	0	0
NFL TOTALS		0	0	0.0	0	0	0	0	0	0.0	0	0

NOAH GRAY'S NFL POSTSEASON RETURN STATISTICS

DATE	TEAM	KICKOFF RETURNS					PUNT RETURNS					
		RET.	YDS.	AVG.	LG	TD	NO.	FC	YDS.	AVG.	LG	TD
2021	Chiefs	0	0	0.0	0	0	0	0	0	0.0	0	0
2022	Chiefs	0	0	0.0	0	0	0	0	0	0.0	0	0
2023	Chiefs	0	0	0.0	0	0	0	0	0	0.0	0	0
NFL TOTALS		0	0	0.0	0	0	0	0	0	0.0	0	0

SINGLE-GAME HIGHS: RUSHING/RECEIVING

<p>Rush Attempts 1 vs. Denver, Oct 12, 2023 1 at Tampa Bay, Oct 02, 2022</p> <p>Rushing Yards 1 vs. Denver, Oct 12, 2023 1 at Tampa Bay, Oct 02, 2022</p> <p>Longest Runs 1 vs. Denver, Oct 12, 2023 1t at Tampa Bay, Oct 02, 2022</p> <p>Rushing TDs 1 at Tampa Bay, Oct 02, 2022</p> <p>Receptions 3 vs. Baltimore, Sep 05, 2024 3 vs. Cincinnati, Dec 31, 2023 3 at Las Vegas, Nov 26, 2023 ...7 more at 3.</p> <p>Receiving Yards 45 at Denver, Dec 11, 2022 45 vs. Tennessee, Nov 06, 2022 38 at Jacksonville, Sep 17, 2023 37 vs. Baltimore, Sep 05, 2024 37 at New England, Dec 17, 2023</p> <p>Receiving Average 15.0 at Denver, Dec 11, 2022 15.0 vs. Tennessee, Nov 06, 2022 12.7 at Jacksonville, Sep 17, 2023 12.3 vs. Baltimore, Sep 05, 2024 11.3 vs. Miami, Nov 05, 2023</p>	<p>Longest Receptions 34t at N.Y. Jets, Oct 01, 2023 32 at New England, Dec 17, 2023 27 vs. Tennessee, Nov 06, 2022 26 at Indianapolis, Sep 25, 2022 25 vs. Miami, Nov 05, 2023 ...1 more at 25.</p> <p>Receiving TDs 1 at Green Bay, Dec 03, 2023 1 at N.Y. Jets, Oct 01, 2023 1 vs. Jacksonville, Nov 13, 2022 ...1 more at 1.</p> <p>All-Purpose Yards 45 at Denver, Dec 11, 2022 45 vs. Tennessee, Nov 06, 2022 38 at Jacksonville, Sep 17, 2023 37 vs. Baltimore, Sep 05, 2024 37 at New England, Dec 17, 2023</p> <p>Special Teams Tackles 1 vs. Philadelphia, Nov 20, 2023 1 vs. Denver, Oct 12, 2023 1 vs. Seattle, Dec 24, 2022 ...2 more at 1.</p> <p>Most TDs 1 at Green Bay, Dec 03, 2023 1 at N.Y. Jets, Oct 01, 2023 1 vs. Jacksonville, Nov 13, 2022 ...2 more at 1.</p> <p>Miscellaneous Tackles 1 at New England, Dec 17, 2023 1 at N.Y. Jets, Oct 01, 2023</p>
--	--

SINGLE-GAME HIGHS - POSTSEASON: RUSHING/RECEIVING

<p>Rush Attempts 1 vs. Jacksonville, Jan 21, 2023</p> <p>Receptions 3 at Buffalo, Jan 21, 2024 2 vs. San Francisco, Feb 11, 2024 2 at Baltimore, Jan 28, 2024 2 vs. Buffalo, Jan 23, 2022 1 vs. Miami, Jan 13, 2024 ...3 more at 1.</p> <p>Receiving Yards 27 vs. Jacksonville, Jan 21, 2023 22 vs. San Francisco, Feb 11, 2024 20 vs. Miami, Jan 13, 2024 16 at Buffalo, Jan 21, 2024 14 vs. Buffalo, Jan 23, 2022</p> <p>Receiving Average 5.3 at Buffalo, Jan 21, 2024</p>	<p>Longest Receptions 27 vs. Jacksonville, Jan 21, 2023 20 vs. Miami, Jan 13, 2024 12 vs. San Francisco, Feb 11, 2024 12 at Buffalo, Jan 21, 2024 10 vs. San Francisco, Feb 11, 2024</p> <p>All-Purpose Yards 27 vs. Jacksonville, Jan 21, 2023 22 vs. San Francisco, Feb 11, 2024 20 vs. Miami, Jan 13, 2024 16 at Buffalo, Jan 21, 2024 14 vs. Buffalo, Jan 23, 2022</p> <p>Special Teams Tackles 2 vs. Jacksonville, Jan 21, 2023 2 vs. Pittsburgh, Jan 16, 2022</p>
---	--



2021 GAME-BY-GAME REGULAR-SEASON STATISTICS (CHIEFS)

DATE	OPPONENT	P/S	RECEIVING					RUSHING					W/L	SCORE	
			NO.	YDS.	AVG.	LG	TD	NO.	YDS.	AVG.	LG	TD			
09/12	Browns	P	0	0	0.0	0	0	0	0	0.0	0	0	0	W	33-29
09/19	at Ravens	P	0	0	0.0	0	0	0	0	0.0	0	0	0	L	35-36
09/26	Chargers	P	1	5	5.0	5	0	0	0	0.0	0	0	0	L	24-30
10/03	at Eagles	P	0	0	0.0	0	0	0	0	0.0	0	0	0	W	42-30
10/10	Bills													L	20-38
10/17	at Football Team	P	0	0	0.0	0	0	0	0	0.0	0	0	0	W	31-13
10/24	at Titans	P	1	4	4.0	4	0	0	0	0.0	0	0	0	L	3-27
11/01	Giants	P	0	0	0.0	0	0	0	0	0.0	0	0	0	W	20-17
11/07	Packers	P	0	0	0.0	0	0	0	0	0.0	0	0	0	W	13-7
11/14	at Raiders	P	1	1	1.0	1t	1	0	0	0.0	0	0	0	W	41-14
11/21	Cowboys	P	1	8	8.0	8	0	0	0	0.0	0	0	0	W	19-9
12/05	Broncos	P	0	0	0.0	0	0	0	0	0.0	0	0	0	W	22-9
12/12	Raiders	P	0	0	0.0	0	0	0	0	0.0	0	0	0	W	48-9
12/16	at Chargers	P	0	0	0.0	0	0	0	0	0.0	0	0	0	W	34-28+
12/26	Steelers	S	2	12	6.0	7	0	0	0	0.0	0	0	0	W	36-10
01/02	at Bengals	P	1	6	6.0	6	0	0	0	0.0	0	0	0	L	31-34
01/08	at Broncos	P	0	0	0.0	0	0	0	0	0.0	0	0	0	W	28-24
2021 TOTALS		16-1	7	36	5.1	8	1	0	0	0.0	0	0	0	12-5	

+ - Overtime

2022 GAME-BY-GAME REGULAR-SEASON STATISTICS (CHIEFS)

DATE	OPPONENT	P/S	RECEIVING					RUSHING					W/L	SCORE	
			NO.	YDS.	AVG.	LG	TD	NO.	YDS.	AVG.	LG	TD			
09/11	at Cardinals	P	1	10	10.0	10	0	0	0	0.0	0	0	0	W	44-21
09/15	Chargers	P	2	12	6.0	11	0	0	0	0.0	0	0	0	W	27-24
09/25	at Colts	P	1	26	26.0	26	0	0	0	0.0	0	0	0	L	17-20
10/02	at Buccaneers	P	0	0	0.0	0	0	1	1	1.0	1t	1	W	41-31	
10/10	Raiders	P	1	7	7.0	7	0	0	0	0.0	0	0	0	W	30-29
10/16	Bills	S	3	13	4.3	7	0	0	0	0.0	0	0	0	L	20-24
10/23	at 49ers	S	1	10	10.0	10	0	0	0	0.0	0	0	0	W	44-23
11/06	Titans	S	3	45	15.0	27	0	0	0	0.0	0	0	0	W	20-17+
11/13	Jaguars	S	2	20	10.0	13t	1	0	0	0.0	0	0	0	W	27-17
11/20	at Chargers	S	2	15	7.5	12	0	0	0	0.0	0	0	0	W	30-27
11/27	Rams	S	2	16	8.0	9	0	0	0	0.0	0	0	0	W	26-10
12/04	at Bengals	P	1	15	15.0	15	0	0	0	0.0	0	0	0	L	24-27
12/11	at Broncos	P	3	45	15.0	25	0	0	0	0.0	0	0	0	W	34-28
12/18	at Texans	S	3	31	10.3	13	0	0	0	0.0	0	0	0	W	30-24+
12/24	Seahawks	S	1	8	8.0	8	0	0	0	0.0	0	0	0	W	24-10
01/01	Broncos	P	1	12	12.0	12	0	0	0	0.0	0	0	0	W	27-24
01/07	at Raiders	P	1	14	14.0	14	0	0	0	0.0	0	0	0	W	31-13
2022 TOTALS		17-8	28	299	10.7	27	1	1	1	1.0	1T	1	14-3		

+ - Overtime

2023 GAME-BY-GAME REGULAR-SEASON STATISTICS (CHIEFS)

DATE	OPPONENT	P/S	RECEIVING					RUSHING					W/L	SCORE	
			NO.	YDS.	AVG.	LG	TD	NO.	YDS.	AVG.	LG	TD			
09/07	Lions	S	3	31	10.3	24	0	0	0	0.0	0	0	0	L	20-21
09/17	at Jaguars	S	3	38	12.7	16	0	0	0	0.0	0	0	0	W	17-9
09/24	Bears	S	1	9	9.0	9	0	0	0	0.0	0	0	0	W	41-10
10/01	at Jets	P	1	34	34.0	34t	1	0	0	0.0	0	0	0	W	23-20
10/08	at Vikings	P	2	21	10.5	12	0	0	0	0.0	0	0	0	W	27-20
10/12	Broncos	S	2	14	7.0	7	0	1	1	1.0	1	0	W	19-8	
10/22	Chargers	P	1	8	8.0	8	0	0	0	0.0	0	0	0	W	31-17
10/29	at Broncos	S	2	25	12.5	17	0	0	0	0.0	0	0	0	L	9-24
11/05	Dolphins	P	3	34	11.3	25	0	0	0	0.0	0	0	0	W	21-14
11/20	Eagles	S	0	0	0.0	0	0	0	0	0.0	0	0	0	L	17-21
11/26	at Raiders	S	3	30	10.0	13	0	0	0	0.0	0	0	0	W	31-17
12/03	at Packers	P	1	2	2.0	2t	1	0	0	0.0	0	0	0	L	19-27
12/10	Bills	P	0	0	0.0	0	0	0	0	0.0	0	0	0	L	17-20
12/17	at Patriots	S	2	37	18.5	32	0	0	0	0.0	0	0	0	W	27-17
12/25	Raiders	S	1	5	5.0	5	0	0	0	0.0	0	0	0	L	14-20
12/31	Bengals	P	3	17	5.7	16	0	0	0	0.0	0	0	0	W	25-17
01/07	at Chargers	S	0	0	0.0	0	0	0	0	0.0	0	0	0	W	13-12
2023 TOTALS		17-10	28	305	10.9	34T	2	1	1	1.0	1	0	11-6		

2024 GAME-BY-GAME REGULAR-SEASON STATISTICS (CHIEFS)

DATE	OPPONENT	P/S	RECEIVING					RUSHING					W/L	SCORE	
			NO.	YDS.	AVG.	LG	TD	NO.	YDS.	AVG.	LG	TD			
09/05	Ravens	P	3	37	12.3	13	0	0	0	0.0	0	0	0	W	27-20
09/15	Bengals	S	0	0	0.0	0	0	0	0	0.0	0	0	0	W	26-25
09/22	at Falcons	P	1	13	13.0	13	0	0	0	0.0	0	0	0	W	22-17
2024 TOTALS		3-1	4	50	12.5	13	0	0	0	0.0	0	0	3-0		



2021 GAME-BY-GAME POSTSEASON STATISTICS (CHIEFS)

DATE	OPPONENT	P/S	RECEIVING					RUSHING					W/L	SCORE	
			NO.	YDS.	AVG.	LG	TD	NO.	YDS.	AVG.	LG	TD			
01/16	Steelers	P	0	0	0.0	0	0	0	0	0.0	0	0	0	W	42-21
01/23	Bills	P	2	14	7.0	8	0	0	0	0.0	0	0	0	W	42-36+
01/30	Bengals	P	0	0	0.0	0	0	0	0	0.0	0	0	0	L	24-27+
2021 TOTALS		3-0	2	14	7.0	8	0	0	0	0.0	0	0	0	2-1	

+ - Overtime

2022 GAME-BY-GAME POSTSEASON STATISTICS (CHIEFS)

DATE	OPPONENT	P/S	RECEIVING					RUSHING					W/L	SCORE	
			NO.	YDS.	AVG.	LG	TD	NO.	YDS.	AVG.	LG	TD			
01/21	Jaguars	S	1	27	27.0	27	0	1	0	0.0	0	0	0	W	27-20
01/29	Bengals	S	1	4	4.0	4	0	0	0	0.0	0	0	0	W	23-20
02/12	at Eagles	S	1	6	6.0	6	0	0	0	0.0	0	0	0	W	38-35
2022 TOTALS		3-3	3	37	12.3	27	0	1	0	0.0	0	0	0	3-0	

2023 GAME-BY-GAME POSTSEASON STATISTICS (CHIEFS)

DATE	OPPONENT	P/S	RECEIVING					RUSHING					W/L	SCORE	
			NO.	YDS.	AVG.	LG	TD	NO.	YDS.	AVG.	LG	TD			
01/13	Dolphins	S	1	20	20.0	20	0	0	0	0.0	0	0	0	W	26-7
01/21	at Bills	P	3	16	5.3	12	0	0	0	0.0	0	0	0	W	27-24
01/28	at Ravens	P	2	8	4.0	5	0	0	0	0.0	0	0	0	W	17-10
02/11	49ers	S	2	22	11.0	12	0	0	0	0.0	0	0	0	W	25-22+
2023 TOTALS		4-2	8	66	8.3	20	0	0	0	0.0	0	0	0	4-0	


+ - Overtime





C.J. HANSON

OFFENSIVE LINEMAN #61
HOLY CROSS



ROOKIE

HEIGHT: 6'5"
WEIGHT: 300 LBS
DRAFTED: D7-24
BIRTHDAY: 3/3/01

- Hanson enters his first season with the Chiefs in 2024.
- Originally entered the NFL as a seventh-round pick (248th overall) by the Kansas City Chiefs in the 2024 NFL Draft.

Transactions: Originally entered the NFL as a seventh-round pick (248th overall) by the Kansas City Chiefs in the 2024 NFL Draft.

COLLEGE

Played five years for Holy Cross ... Was part of an offensive line that ranked in the top 10 in the FBS nationally in 2023 in rushing offense (third, 264.2 yards per game), total offense (fourth, 466.6 yards per game) and scoring offense (sixth, 36.9 points per game) ... Started all 11 games at right guard in 2023 ... Was an All-ECAC selection, All-New England honoree, All-Patriot first-team selection, Stat Perform All-America third-team and invited to the 2024 East-West Shrine Bowl in 2023 ... In 2022 started all 13 games at right guard and helped the offense to rank eighth nationally in scoring with 37.4 points per game and sixth nationally in rushing offense with 245.1 rushing yards per game ... Was named to Phil Steele's All-Patriot League second-team and All-Patriot League first-team in 2022 ... Started 13 games in 2021 at right guard and was named to Phil Steele's All-Patriot League second-team ... Appeared in three games in 2020, season was shortened due to COVID-19 ... Played three games in 2019.

PERSONAL

- Played for Head Coach John McKenna at DePaul Catholic High School in Wayne, N.J.
- Named second-team Non-Public All-State as a senior.
- Earned first-team All-County honors following his senior season.
- Helped lead team to two New Jersey Non-Public Group III state championships in 2015 and 2017.
- Majored in political science.

C.J. HANSON'S NFL REGULAR SEASON STATISTICS

DATE	TEAM	GP	GS
2024	Chiefs	0	0
NFL TOTALS		0	0

2024 GAME-BY-GAME REGULAR-SEASON STATISTICS (CHIEFS)

DATE	OPPONENT	P/S	W/L	SCORE
09/05	Ravens		W	27-20
09/15	Bengals		W	26-25
09/22	at Falcons		W	22-17
2024 TOTALS		0-0	3-0	







MECOLE HARDMAN

WIDE RECEIVER #17

GEORGIA



6TH YEAR IN THE NFL

6TH YEAR WITH THE CHIEFS

HEIGHT: 5'10"
WEIGHT: 187 LBS
DRAFTED: T (NYJ)-23
BIRTHDAY: 3/12/98

- Hardman enters his sixth NFL season with the Chiefs in 2024 after spending time with the Jets in 2023.
- Signed with the New York Jets in 2023 before being traded in Week 6 of the 2023 season back to Kansas City.
- Originally entered the NFL as the first of two second-round picks (56th overall) by the Kansas City Chiefs in the 2019 NFL Draft.

Career Highlights:

- With six receiving touchdowns in his rookie season, tied Fred Arbanas, Stephone Paige and Tyreek Hill for the most receiving touchdowns by a rookie in franchise history.
- In Week 17 vs. L.A. Chargers (12/29/19) scored a 104-yard kickoff return touchdown, the first return score of his career. His 104-yard kickoff return touchdown is the third-longest in Chiefs history and registered as the longest kickoff return of the 2019 season in the NFL.
- Became the first rookie and the fourth player in NFL history with a 100+ yard kick return for a touchdown and an 80+ yard receiving touchdown in the same season.

Postseason Career Highlights:

- Has been on the roster for all three of the club's Super Bowl wins in the past five years (IR for Super Bowl LVII).
- Caught the game-winning touchdown pass from QB Patrick Mahomes in overtime of Super Bowl LVIII to secure the Chiefs back-to-back Super Bowl victories.
- In the 2021 AFC Championship Game, Hardman scored his first-career postseason touchdown on a three-yard pass from QB Patrick Mahomes. He also recorded at 50-yard carry in the game, setting the franchise record for the longest run from

scrimmage, breaking the previous record set by RB Priest Holmes (48 yards) vs. the Indianapolis Colts in the Divisional round on January 11, 2004.

- In the Wild Card game against the Steelers, Hardman returned three punts for 70 yards (23.3 avg.), setting a new single-game franchise record for punt return yards. With his 70 punt return yards, he now has 86 career postseason punt return yards, moving into first place in franchise history for most career punt return yards in postseason action. He recorded a long punt return of 48 yards and added a 21-yard return, ranking as the longest and the fifth-longest punt returns in team postseason history. His 23.3 yards per return average is now the highest single-game punt return average in postseason history for the club.
- Recorded a 58-yard kickoff return in the AFC Divisional Round against Houston (1/12/20), the fourth-longest postseason kickoff return in Chiefs history.

Honors:

- 2019 Mack Lee Hill Award winner.
- 2019 AFC Pro Bowl selection.
- 2019 AP All-Pro (second-team).
- 2019 PFWA All-AFC.
- 2019 PFWA All-Rookie Team.
- 2019 Week 17 AFC Special Teams Player of the Week.

Transactions:

Re-signed with Kansas City (6/6/24) ... Traded to Kansas City from the New York Jets (10/18/2023) ... Signed with the New York Jets (3/22/2023) ... Originally entered the NFL as the first of two second-round picks (56th overall) by the Kansas City Chiefs in the 2019 NFL Draft.

COLLEGE

Appeared in 40 games (six starts) for the University of Georgia ... Recorded 950 receiving yards on 59 receptions with 11 touchdowns, 592 punt returns yards on 39 punt returns with one touchdown and 875 kick return yards on 35 kick returns ... Named 2018 ESPN.com All-America first-team (kick returner), 2018 SI.com All-America second-team (kick returner) and 2018 AP & Coaches' All-SEC second-team ... In 2018 was Georgia's second-leading receiver with 34 catches for 532 yards and seven touchdowns ... Following the 2017 season was named the Vince Dooley Special Teams MVP at the team's post-season awards gala ... In 2017, was ranked eighth nationally in punt returns (first in the SEC) at 11.8 yards and 21st in KO returns (2nd in the SEC) at 25.3 yards.

PERSONAL

- Played both quarterback and defensive back at Elbert County (Ga.) High School.
- Led Elbert County to an 11-3 record and a trip to the quarterfinals of the 2015 GHSA Class AAA playoffs.
- Named 2015 Georgia Sports Writers Association Class AAA Offensive Player of the Year, 2015 Georgia Sports Writers Association Class AAA First Team offense, 2015 Atlanta Journal-Constitution Super 11 in Georgia and Class AAA All-State offense and American Family Insurance 2015 USA Today All-USA Second Team defense.



- Selected to represent the East in the 2016 U.S. Army All-America Bowl.
- Majored in sport management at Georgia.
- Hometown: Bowman, Ga.
- First name pronounced: MUH-cole.

MECOLE HARDMAN'S NFL REGULAR SEASON RUSHING/RECEIVING STATISTICS

DATE	TEAM	GP	GS	RECEIVING					RUSHING				
				NO.	YDS.	AVG.	LG	TD	NO.	YDS.	AVG.	LG	TD
2019	Chiefs	16	5	26	538	20.7	83t	6	4	17	4.3	9	0
2020	Chiefs	16	8	41	560	13.7	49t	4	4	31	7.8	20	0
2021	Chiefs	17	8	59	693	11.7	53	2	8	46	5.8	24	0
2022	Chiefs	8	5	25	297	11.9	36	4	4	31	7.8	25t	2
2023	Jets	4	0	1	6	6.0	6	0	0	0	0.0	0	0
Went from N.Y. Jets to Kansas City.													
2023	Chiefs	6	2	14	118	8.4	37	0	1	3	3.0	3	0
2023	TOTAL	10	2	15	124	8.3	37	0	1	3	3.0	3	0
2024	Chiefs	3	0	0	0	0.0	0	0	0	0	0.0	0	0
NFL TOTALS		70	28	166	2,212	13.3	83T	16	21	128	6.1	25T	2

MECOLE HARDMAN'S NFL POSTSEASON RUSHING/RECEIVING STATISTICS

DATE	TEAM	GP	GS	RECEIVING					RUSHING				
				NO.	YDS.	AVG.	LG	TD	NO.	YDS.	AVG.	LG	TD
2019	Chiefs	3	1	4	29	7.3	13	0	1	-6	-6.0	-6	0
2020	Chiefs	3	1	8	66	8.3	42	1	2	54	27.0	50	0
2021	Chiefs	3	1	8	121	15.1	44	1	6	55	9.2	25t	1
2022	Chiefs	1	0	2	10	5.0	11	0	2	7	3.5	5	0
2023	Chiefs	4	1	5	62	12.4	52	1	2	-5	-2.5	-1	0
NFL TOTALS		14	4	27	288	10.7	52	3	13	105	8.1	50	1

MECOLE HARDMAN'S NFL REGULAR SEASON RETURN STATISTICS

DATE	TEAM	KICKOFF RETURNS					PUNT RETURNS					
		RET.	YDS.	AVG.	LG	TD	NO.	FC	YDS.	AVG.	LG	TD
2019	Chiefs	27	704	26.1	104t	1	18	6	167	9.3	36	0
2020	Chiefs	9	184	20.4	31	0	25	13	176	7.0	67t	1
2021	Chiefs	2	35	17.5	20	0	13	5	157	12.1	31	0
2022	Chiefs	1	4	4.0	4	0	6	2	55	9.2	22	0
2023	Jets	0	0	0.0	0	0	0	0	0	0.0	0	0
Went from N.Y. Jets to Kansas City.												
2023	Chiefs	1	14	14.0	14	0	7	5	61	8.7	50	0
2023	TOTAL	1	14	14.0	14	0	7	5	61	8.7	50	0
2024	Chiefs	3	80	26.7	32	0	3	2	25	8.3	12	0
NFL TOTALS		43	1,021	23.7	104T	1	72	33	641	8.9	67T	1

MECOLE HARDMAN'S NFL POSTSEASON RETURN STATISTICS

DATE	TEAM	KICKOFF RETURNS					PUNT RETURNS					
		RET.	YDS.	AVG.	LG	TD	NO.	FC	YDS.	AVG.	LG	TD
2019	Chiefs	13	286	22.0	58	0	2	2	8	4.0	7	0
2020	Chiefs	1	26	26.0	26	0	2	2	8	4.0	8	0
2021	Chiefs	0	0	0.0	0	0	3	2	70	23.3	48	0
2022	Chiefs	0	0	0.0	0	0	0	0	0	0.0	0	0
2023	Chiefs	0	0	0.0	0	0	0	0	0	0.0	0	0
NFL TOTALS		14	312	22.3	58	0	7	6	86	12.3	48	0

SINGLE-GAME HIGHS: RUSHING/RECEIVING

Rush Attempts	2 at San Francisco, Oct 23, 2022 2 at Philadelphia, Oct 03, 2021 1 at Denver, Oct 29, 2023 1 vs. Las Vegas, Oct 10, 2022 ...15 more at 1.	Longest Kickoff Return	104t vs. L.A. Chargers, Dec 29, 2019 34 vs. Minnesota, Nov 03, 2019 32 at Atlanta, Sep 22, 2024 32 at Chicago, Dec 22, 2019 31 at L.A. Chargers, Sep 20, 2020 ...1 more at 31.
Rushing Yards	28 at San Francisco, Oct 23, 2022 25 at Philadelphia, Oct 03, 2021 20 vs. Atlanta, Dec 27, 2020 13 at Denver, Oct 25, 2020 10 at Denver, Jan 08, 2022	Kickoff Return TDs	1 vs. L.A. Chargers, Dec 29, 2019
Longest Runs	25t at San Francisco, Oct 23, 2022 24 at Philadelphia, Oct 03, 2021 20 vs. Atlanta, Dec 27, 2020 13 at Denver, Oct 25, 2020 10 at Denver, Jan 08, 2022	Fair Catches	3 vs. Miami, Nov 05, 2023 2 vs. Baltimore, Sep 05, 2024 2 vs. L.A. Chargers, Oct 22, 2023 2 vs. Tennessee, Nov 06, 2022 ...3 more at 2.
Rushing TDs	2 at San Francisco, Oct 23, 2022	Punt Return Yards	67 at Miami, Dec 13, 2020 56 at Washington, Oct 17, 2021 50 vs. L.A. Chargers, Oct 22, 2023 42 vs. Tennessee, Nov 06, 2022 36 at Denver, Oct 17, 2019
Receptions	9 vs. Buffalo, Oct 10, 2021 8 at Denver, Jan 08, 2022 7 vs. N.Y. Jets, Nov 01, 2020 6 at L.A. Chargers, Jan 07, 2024 6 vs. Tennessee, Nov 06, 2022	Longest Punt Return	67t at Miami, Dec 13, 2020 50 vs. L.A. Chargers, Oct 22, 2023 36 at Denver, Oct 17, 2019 31 at Washington, Oct 17, 2021 29 at Cincinnati, Jan 02, 2022
Receiving Yards	103 at Denver, Jan 08, 2022 97 vs. Baltimore, Sep 22, 2019 96 vs. N.Y. Jets, Nov 01, 2020 81 at Baltimore, Sep 28, 2020 79 vs. Tennessee, Nov 06, 2022 ...1 more at 79.	Punt Returns	4 vs. Tennessee, Nov 06, 2022 4 vs. Atlanta, Dec 27, 2020 4 at New Orleans, Dec 20, 2020 ...1 more at 4.
Receiving Average	20.3 at Baltimore, Sep 28, 2020 19.8 vs. Indianapolis, Oct 06, 2019 18.3 vs. Las Vegas, Oct 10, 2022 16.3 vs. L.A. Chargers, Sep 15, 2022 16.0 vs. Carolina, Nov 08, 2020	Punt Return TDs	1 at Miami, Dec 13, 2020
Longest Receptions	83t vs. Baltimore, Sep 22, 2019 63t at Tennessee, Nov 10, 2019 53 at Cincinnati, Jan 02, 2022 49 at Washington, Oct 17, 2021 49t at Baltimore, Sep 28, 2020	Punt Return Average	10.5 vs. Tennessee, Nov 06, 2022 7.0 vs. L.A. Chargers, Dec 29, 2019 6.7 at New England, Dec 08, 2019 5.0 vs. Atlanta, Dec 27, 2020 5.0 at Tampa Bay, Nov 29, 2020
Receiving TDs	1 vs. Tennessee, Nov 06, 2022 1 at San Francisco, Oct 23, 2022 1 vs. Buffalo, Oct 16, 2022 ...13 more at 1.	Kickoff Return Average	25.3 vs. Minnesota, Nov 03, 2019 24.3 at New England, Dec 08, 2019 22.7 vs. Green Bay, Oct 27, 2019 22.5 at Tennessee, Nov 10, 2019 3 at San Francisco, Oct 23, 2022 1 vs. Tennessee, Nov 06, 2022 1 vs. Buffalo, Oct 16, 2022 1 at Arizona, Sep 11, 2022 ...14 more at 1.
All-Purpose Yards	168 vs. L.A. Chargers, Dec 29, 2019 158 at Tennessee, Nov 10, 2019 141 at New England, Dec 08, 2019 141 vs. Green Bay, Oct 27, 2019 125 vs. Minnesota, Nov 03, 2019	Most TDs	
Kickoff Returns	4 at Tennessee, Nov 10, 2019 4 vs. Minnesota, Nov 03, 2019 3 at New England, Dec 08, 2019 3 vs. Green Bay, Oct 27, 2019 2 at Atlanta, Sep 22, 2024 ...6 more at 2.	Miscellaneous Tackles	1 vs. L.A. Chargers, Oct 22, 2023 1 at Tennessee, Oct 24, 2021 1 vs. L.A. Chargers, Sep 26, 2021
Kickoff Return Yards	117 vs. L.A. Chargers, Dec 29, 2019 101 vs. Minnesota, Nov 03, 2019 90 at Tennessee, Nov 10, 2019 73 at New England, Dec 08, 2019 68 vs. Green Bay, Oct 27, 2019		

SINGLE-GAME HIGHS - POSTSEASON: RUSHING/RECEIVING

Rush Attempts	2 vs. Cincinnati, Jan 29, 2023 2 vs. Cincinnati, Jan 30, 2022 2 vs. Buffalo, Jan 23, 2022 ...1 more at 2.	Kickoff Returns	6 vs. Houston, Jan 12, 2020 4 vs. Tennessee, Jan 19, 2020 3 vs. San Francisco, Feb 02, 2020 1 vs. Buffalo, Jan 24, 2021
Rushing Yards	50 vs. Buffalo, Jan 24, 2021 31 vs. Buffalo, Jan 23, 2022 18 vs. Cincinnati, Jan 30, 2022 7 vs. Cincinnati, Jan 29, 2023 6 vs. Pittsburgh, Jan 16, 2022	Kickoff Return Yards	142 vs. Houston, Jan 12, 2020 86 vs. Tennessee, Jan 19, 2020 58 vs. San Francisco, Feb 02, 2020 26 vs. Buffalo, Jan 24, 2021
Longest Runs	50 vs. Buffalo, Jan 24, 2021 25t vs. Buffalo, Jan 23, 2022 9 vs. Cincinnati, Jan 30, 2022 9 vs. Cincinnati, Jan 30, 2022 6 vs. Buffalo, Jan 23, 2022 ...1 more at 6.	Longest Kickoff Return	58 vs. Houston, Jan 12, 2020 35 vs. Tennessee, Jan 19, 2020 29 vs. San Francisco, Feb 02, 2020 26 vs. Buffalo, Jan 24, 2021 24 vs. Houston, Jan 12, 2020
Rushing TDs	1 vs. Buffalo, Jan 23, 2022	Fair Catches	2 vs. San Francisco, Feb 02, 2020 1 vs. Cincinnati, Jan 30, 2022 1 vs. Buffalo, Jan 23, 2022 1 at Tampa Bay, Feb 07, 2021 ...1 more at 1.
Receptions	4 vs. Pittsburgh, Jan 16, 2022 4 vs. Cleveland, Jan 17, 2021 3 vs. San Francisco, Feb 11, 2024 3 vs. Cincinnati, Jan 30, 2022 2 vs. Cincinnati, Jan 29, 2023 ...3 more at 2.	Punt Return Yards	70 vs. Pittsburgh, Jan 16, 2022 8 vs. Cleveland, Jan 17, 2021 7 vs. Tennessee, Jan 19, 2020 1 vs. Houston, Jan 12, 2020
Receiving Yards	58 vs. Cleveland, Jan 17, 2021 57 vs. San Francisco, Feb 11, 2024 52 vs. Cincinnati, Jan 30, 2022 43 vs. Pittsburgh, Jan 16, 2022 26 vs. Buffalo, Jan 23, 2022	Longest Punt Return	48 vs. Pittsburgh, Jan 16, 2022 21 vs. Pittsburgh, Jan 16, 2022 8 vs. Cleveland, Jan 17, 2021 7 vs. Tennessee, Jan 19, 2020 1 vs. Pittsburgh, Jan 16, 2022 ...1 more at 1.
Receiving Average	19.0 vs. San Francisco, Feb 11, 2024 17.3 vs. Cincinnati, Jan 30, 2022 14.5 vs. Cleveland, Jan 17, 2021 10.8 vs. Pittsburgh, Jan 16, 2022	Punt Returns	3 vs. Pittsburgh, Jan 16, 2022 1 vs. Buffalo, Jan 24, 2021 1 vs. Cleveland, Jan 17, 2021 1 vs. Tennessee, Jan 19, 2020 ...1 more at 1.
Longest Receptions	52 vs. San Francisco, Feb 11, 2024 44 vs. Cincinnati, Jan 30, 2022 42 vs. Cleveland, Jan 17, 2021 41 vs. Pittsburgh, Jan 16, 2022 26 vs. Buffalo, Jan 23, 2022	Punt Return Average	23.3 vs. Pittsburgh, Jan 16, 2022
Receiving TDs	1 vs. San Francisco, Feb 11, 2024 1 vs. Cincinnati, Jan 30, 2022 1 vs. Buffalo, Jan 24, 2021	Kickoff Return Average	23.7 vs. Houston, Jan 12, 2020 21.5 vs. Tennessee, Jan 19, 2020 19.3 vs. San Francisco, Feb 02, 2020 1 vs. San Francisco, Feb 11, 2024 1 vs. Cincinnati, Jan 30, 2022 1 vs. Buffalo, Jan 23, 2022 ...1 more at 1.
All-Purpose Yards	162 vs. Houston, Jan 12, 2020 119 vs. Pittsburgh, Jan 16, 2022 101 vs. Tennessee, Jan 19, 2020 80 vs. Buffalo, Jan 24, 2021 70 vs. Cincinnati, Jan 30, 2022 ...1 more at 70.	Most TDs	

100-YARD RECEIVING GAMES (1): REGULAR SEASON

DATE	TEAM	NO.	YDS.	AVG.	LG	TD
01/08/22	at Broncos	8	103	12.9	44	0

2019 GAME-BY-GAME REGULAR-SEASON STATISTICS (CHIEFS)

DATE	OPPONENT	P/S	RECEIVING					RUSHING					W/L	SCORE	
			NO.	YDS.	AVG.	LG	TD	NO.	YDS.	AVG.	LG	TD			
09/08	at Jaguars	P	0	0	0.0	0	0	0	0	0.0	0	0	0	W	40-26
09/15	at Raiders	S	4	61	15.3	42t	1	0	0	0.0	0	0	0	W	28-10
09/22	Ravens	P	2	97	48.5	83t	1	1	7	7.0	7	0	W	33-28	
09/29	at Lions	S	2	9	4.5	7	0	0	0	0.0	0	0	W	34-30	
10/06	Colts	P	4	79	19.8	31	0	1	-6	-6.0	-6	0	L	13-19	
10/13	Texans	P	4	45	11.3	14	0	0	0	0.0	0	0	L	24-31	
10/17	at Broncos	S	2	28	14.0	21t	1	0	0	0.0	0	0	W	30-6	
10/27	Packers	P	2	55	27.5	30t	1	0	0	0.0	0	0	L	24-31	
11/03	Vikings	S	0	0	0.0	0	0	1	7	7.0	7	0	W	26-23	
11/10	at Titans	P	1	63	63.0	63t	1	0	0	0.0	0	0	L	32-35	
11/18	at Chargers	P	2	13	6.5	9	0	0	0	0.0	0	0	W	24-17	
12/01	Raiders	P	0	0	0.0	0	0	1	9	9.0	9	0	W	40-9	
12/08	at Patriots	P	1	48	48.0	48t	1	0	0	0.0	0	0	W	23-16	
12/15	Broncos	P	1	10	10.0	10	0	0	0	0.0	0	0	W	23-3	
12/22	at Bears	P	0	0	0.0	0	0	0	0	0.0	0	0	W	26-3	
12/29	Chargers	S	1	30	30.0	30	0	0	0	0.0	0	0	W	31-21	
2019 TOTALS		16-5	26	538	20.7	83T	6	4	17	4.3	9	0	12-4		

2020 GAME-BY-GAME REGULAR-SEASON STATISTICS (CHIEFS)

DATE	OPPONENT	P/S	RECEIVING					RUSHING					W/L	SCORE
			NO.	YDS.	AVG.	LG	TD	NO.	YDS.	AVG.	LG	TD		
09/10	Texans	P	1	6	6.0	6	0	0	0	0.0	0	0	W	34-20
09/20	at Chargers	S	2	30	15.0	22	0	1	3	3.0	3	0	W	23-20+
09/28	at Ravens	P	4	81	20.3	49t	1	0	0	0.0	0	0	W	34-20
10/05	Patriots	S	4	27	6.8	10	1	0	0	0.0	0	0	W	26-10
10/11	Raiders	S	2	50	25.0	37	0	0	0	0.0	0	0	L	32-40
10/19	at Bills	S	0	0	0.0	0	0	0	0	0.0	0	0	W	26-17
10/25	at Broncos	S	2	57	28.5	38	0	1	13	13.0	13	0	W	43-16
11/01	Jets	P	7	96	13.7	30t	1	0	0	0.0	0	0	W	35-9
11/08	Panthers	S	3	48	16.0	32	0	0	0	0.0	0	0	W	33-31
11/22	at Raiders	P	1	16	16.0	16	0	0	0	0.0	0	0	W	35-31
11/29	at Buccaneers	P	3	23	7.7	15	0	0	0	0.0	0	0	W	27-24
12/06	Broncos	P	1	15	15.0	15	0	0	0	0.0	0	0	W	22-16
12/13	at Dolphins	P	3	40	13.3	26	0	0	0	0.0	0	0	W	33-27
12/20	at Saints	P	3	22	7.3	9	1	1	-5	-5.0	-5	0	W	32-29
12/27	Falcons	S	3	24	8.0	11	0	1	20	20.0	20	0	W	17-14
01/03	Chargers	S	2	25	12.5	18	0	0	0	0.0	0	0	L	21-38
2020 TOTALS		16-8	41	560	13.7	49T	4	4	31	7.8	20	0	14-2	

+ - Overtime

2021 GAME-BY-GAME REGULAR-SEASON STATISTICS (CHIEFS)

DATE	OPPONENT	P/S	RECEIVING					RUSHING					W/L	SCORE
			NO.	YDS.	AVG.	LG	TD	NO.	YDS.	AVG.	LG	TD		
09/12	Browns	S	3	19	6.3	8	0	0	0	0.0	0	0	W	33-29
09/19	at Ravens	S	5	55	11.0	19	0	0	0	0.0	0	0	L	35-36
09/26	Chargers	S	3	33	11.0	15	1	1	2	2.0	2	0	L	24-30
10/03	at Eagles	P	2	16	8.0	9	0	2	25	12.5	24	0	W	42-30
10/10	Bills	S	9	76	8.4	26	0	0	0	0.0	0	0	L	20-38
10/17	at Football Team	P	4	62	15.5	49	0	1	6	6.0	6	0	W	31-13
10/24	at Titans	S	4	28	7.0	9	0	0	0	0.0	0	0	L	3-27
11/01	Giants	S	5	63	12.6	24	0	0	0	0.0	0	0	W	20-17
11/07	Packers	S	3	20	6.7	9	0	0	0	0.0	0	0	W	13-7
11/14	at Raiders	P	2	27	13.5	27	0	1	3	3.0	3	0	W	41-14
11/21	Cowboys	P	2	25	12.5	13	0	0	0	0.0	0	0	W	19-9
12/05	Broncos	P	1	12	12.0	12	0	0	0	0.0	0	0	W	22-9
12/12	Raiders	P	2	59	29.5	44	0	1	0	0.0	0	0	W	48-9
12/16	at Chargers	P	2	11	5.5	6	0	1	0	0.0	0	0	W	34-28+
12/26	Steelers	P	3	31	10.3	14	1	0	0	0.0	0	0	W	36-10
01/02	at Bengals	P	1	53	53.0	53	0	0	0	0.0	0	0	L	31-34
01/08	at Broncos	S	8	103	12.9	44	0	1	10	10.0	10	0	W	28-24
2021 TOTALS		17-8	59	693	11.7	53	2	8	46	5.8	24	0	12-5	

+ - Overtime



2022 GAME-BY-GAME REGULAR-SEASON STATISTICS (CHIEFS)

DATE	OPPONENT	P/S	RECEIVING					RUSHING					W/L	SCORE
			NO.	YDS.	AVG.	LG	TD	NO.	YDS.	AVG.	LG	TD		
09/11	at Cardinals	S	3	16	5.3	8	1	0	0	0.0	0	0	W	44-21
09/15	Chargers	S	3	49	16.3	30	0	1	-4	-4.0	-4	0	W	27-24
09/25	at Colts	S	1	2	2.0	2	0	0	0	0.0	0	0	L	17-20
10/02	at Buccaneers	S	1	4	4.0	4	0	0	0	0.0	0	0	W	41-31
10/10	Raiders	P	4	73	18.3	36	0	1	7	7.0	7	0	W	30-29
10/16	Bills	P	3	42	14.0	26	1	0	0	0.0	0	0	L	20-24
10/23	at 49ers	S	4	32	8.0	18	1	2	28	14.0	25t	2	W	44-23
11/06	Titans	P	6	79	13.2	33	1	0	0	0.0	0	0	W	20-17+
11/13	Jaguars												W	27-17
11/20	at Chargers												W	30-27
11/27	Rams												W	26-10
12/04	at Bengals												L	24-27
12/11	at Broncos												W	34-28
12/18	at Texans												W	30-24+
12/24	Seahawks												W	24-10
01/01	Broncos												W	27-24
01/07	at Raiders												W	31-13
2022 TOTALS		8-5	25	297	11.9	36	4	4	31	7.8	25T	2	14-3	

+ - Overtime

2023 GAME-BY-GAME REGULAR-SEASON STATISTICS (JETS/CHIEFS)

DATE	OPPONENT	P/S	RECEIVING					RUSHING					W/L	SCORE
			NO.	YDS.	AVG.	LG	TD	NO.	YDS.	AVG.	LG	TD		
09/11	Bills	P	0	0	0.0	0	0	0	0	0.0	0	0	W	22-16+
09/17	at Cowboys	P	1	6	6.0	6	0	0	0	0.0	0	0	L	10-30
09/24	Patriots	P	0	0	0.0	0	0	0	0	0.0	0	0	L	10-15
10/01	Chiefs	P	0	0	0.0	0	0	0	0	0.0	0	0	L	20-23
10/08	at Broncos												W	31-21
10/22	Chargers	P	1	6	6.0	6	0	0	0	0.0	0	0	W	31-17
10/29	at Broncos	P	2	13	6.5	12	0	1	3	3.0	3	0	L	9-24
11/05	Dolphins	P	3	10	3.3	10	0	0	0	0.0	0	0	W	21-14
11/20	Eagles	S	2	12	6.0	7	0	0	0	0.0	0	0	L	17-21
11/26	at Raiders												W	31-17
12/03	at Packers												L	19-27
12/10	Bills												L	17-20
12/17	at Patriots												W	27-17
12/25	Raiders												L	14-20
12/31	Bengals	P	0	0	0.0	0	0	0	0	0.0	0	0	W	25-17
01/07	at Chargers	S	6	77	12.8	37	0	0	0	0.0	0	0	W	13-12
2023 TOTALS		10-2	15	124	8.3	37	0	1	3	3.0	3	0	8-8	

+ - Overtime

2024 GAME-BY-GAME REGULAR-SEASON STATISTICS (CHIEFS)

DATE	OPPONENT	P/S	RECEIVING					RUSHING					W/L	SCORE
			NO.	YDS.	AVG.	LG	TD	NO.	YDS.	AVG.	LG	TD		
09/05	Ravens	P	0	0	0.0	0	0	0	0	0.0	0	0	W	27-20
09/15	Bengals	P	0	0	0.0	0	0	0	0	0.0	0	0	W	26-25
09/22	at Falcons	P	0	0	0.0	0	0	0	0	0.0	0	0	W	22-17
2024 TOTALS		3-0	0	0	0.0	0	0	0	0	0.0	0	0	3-0	

2019 GAME-BY-GAME POSTSEASON STATISTICS (CHIEFS)

DATE	OPPONENT	P/S	RECEIVING					RUSHING					W/L	SCORE
			NO.	YDS.	AVG.	LG	TD	NO.	YDS.	AVG.	LG	TD		
01/12	Texans	P	2	19	9.5	13	0	0	0	0.0	0	0	W	51-31
01/19	Titans	P	1	8	8.0	8	0	0	0	0.0	0	0	W	35-24
02/02	49ers	S	1	2	2.0	2	0	1	-6	-6.0	-6	0	W	31-20
2019 TOTALS		3-1	4	29	7.3	13	0	1	-6	-6.0	-6	0	3-0	

2020 GAME-BY-GAME POSTSEASON STATISTICS (CHIEFS)

DATE	OPPONENT	P/S	RECEIVING					RUSHING					W/L	SCORE
			NO.	YDS.	AVG.	LG	TD	NO.	YDS.	AVG.	LG	TD		
01/17	Browns	S	4	58	14.5	42	0	1	4	4.0	4	0	W	22-17
01/24	Bills	P	2	4	2.0	3t	1	1	50	50.0	50	0	W	38-24
02/07	at Buccaneers	P	2	4	2.0	4	0	0	0	0.0	0	0	L	9-31
2020 TOTALS		3-1	8	66	8.3	42	1	2	54	27.0	50	0	2-1	

2021 GAME-BY-GAME POSTSEASON STATISTICS (CHIEFS)

DATE	OPPONENT	P/S	RECEIVING					RUSHING					W/L	SCORE
			NO.	YDS.	AVG.	LG	TD	NO.	YDS.	AVG.	LG	TD		
01/16	Steelers	S	4	43	10.8	41	0	2	6	3.0	6	0	W	42-21
01/23	Bills	P	1	26	26.0	26	0	2	31	15.5	25t	1	W	42-36+
01/30	Bengals	P	3	52	17.3	44	1	2	18	9.0	9	0	L	24-27+
2021 TOTALS		3-1	8	121	15.1	44	1	6	55	9.2	25T	1	2-1	

+ - Overtime



2022 GAME-BY-GAME POSTSEASON STATISTICS (CHIEFS)

DATE	OPPONENT	P/S	RECEIVING					RUSHING					W/L	SCORE
			NO.	YDS.	AVG.	LG	TD	NO.	YDS.	AVG.	LG	TD		
01/21	Jaguars												W	27-20
01/29	Bengals	P	2	10	5.0	11	0	2	7	3.5	5	0	W	23-20
02/12	at Eagles												W	38-35
2022 TOTALS		1-0	2	10	5.0	11	0	2	7	3.5	5	0	3-0	

2023 GAME-BY-GAME POSTSEASON STATISTICS (CHIEFS)

DATE	OPPONENT	P/S	RECEIVING					RUSHING					W/L	SCORE
			NO.	YDS.	AVG.	LG	TD	NO.	YDS.	AVG.	LG	TD		
01/13	Dolphins	P	1	3	3.0	3	0	1	-4	-4.0	-4	0	W	26-7
01/21	at Bills	S	1	2	2.0	2	0	1	-1	-1.0	-1	0	W	27-24
01/28	at Ravens	P	0	0	0.0	0	0	0	0	0.0	0	0	W	17-10
02/11	49ers	P	3	57	19.0	52	1	0	0	0.0	0	0	W	25-22+
2023 TOTALS		4-1	5	62	12.4	52	1	2	-5	-2.5	-1	0	4-0	

+ - Overtime

2019 GAME-BY-GAME REGULAR-SEASON STATISTICS (CHIEFS)

DATE	OPPONENT	P/S	KICKOFF RETURNS					PUNT RETURNS					W/L	SCORE	
			RET	YDS	AVG	LG	TD	NO	FC	YDS	AVG	LG			TD
09/08	at Jaguars	P	2	45	22.5	27	0	0	1	0	0.0	0	0	W	40-26
09/15	at Raiders	S	1	18	18.0	18	0	1	0	20	20.0	20	0	W	28-10
09/22	Ravens	P	0	0	0.0	0	0	0	0	0	0.0	0	0	W	33-28
09/29	at Lions	S	1	29	29.0	29	0	0	0	0	0.0	0	0	W	34-30
10/06	Colts	P	1	22	22.0	22	0	0	0	0	0.0	0	0	L	13-19
10/13	Texans	P	2	41	20.5	22	0	0	0	0	0.0	0	0	L	24-31
10/17	at Broncos	S	0	0	0.0	0	0	1	0	36	36.0	36	0	W	30-6
10/27	Packers	P	3	68	22.7	26	0	1	0	18	18.0	18	0	L	24-31
11/03	Vikings	S	4	101	25.3	34	0	2	1	17	8.5	15	0	W	26-23
11/10	at Titans	P	4	90	22.5	30	0	1	2	5	5.0	5	0	L	32-35
11/18	at Chargers	P	0	0	0.0	0	0	2	0	22	11.0	15	0	W	24-17
12/01	Raiders	P	1	23	23.0	23	0	0	1	0	0.0	0	0	W	40-9
12/08	at Patriots	P	3	73	24.3	31	0	3	0	20	6.7	9	0	W	23-16
12/15	Broncos	P	1	20	20.0	20	0	2	1	-2	-1.0	0	0	W	23-3
12/22	at Bears	P	2	57	28.5	32	0	2	0	10	5.0	9	0	W	26-3
12/29	Chargers	S	2	117	58.5	104t	1	3	0	21	7.0	15	0	W	31-21
2019 TOTALS		16-5	27	704	26.1	104T	1	18	6	167	9.3	36	0	12-4	





MALIK HERRING



DEFENSIVE END #94
GEORGIA

4TH YEAR IN THE NFL

4TH YEAR WITH THE CHIEFS

HEIGHT: 6'3"
WEIGHT: 275 LBS
DRAFTED: CFA-21
BIRTHDAY: 11/9/97

- Herring enters his fourth season with the Chiefs in 2024.
- Originally entered the NFL as an undrafted free agent with the Kansas City Chiefs in 2021.

Transactions:

Originally entered the NFL as an undrafted free agent with the Kansas City Chiefs in 2021.

COLLEGE

Appeared in 52 games (17 starts) totaling 76 tackles (38 solo), 13.0 tackles for loss, 4.0 sacks, four passes defended and one forced fumble ... In 2020, started at end in eight of 10 games finishing with 20 tackles and 24 total QB pressures on the season, second-best among all defenders ... In 2019, played in 13-of-14 games, starting in nine finishing with 26 total stops and 18 QB pressures, third-best among all defenders.

PERSONAL

- Attended Mary Persons High School.
- Selected to the Atlanta Journal-Constitution 2016 Georgia's Super 11 team and Class 4A All-State team.
- Georgia Sports Writers Association Class AAAA All-State team.
- Aided the Mary Persons Bulldogs to the semifinals of the 2016 GHSA Class AAAA playoffs.
- Touchdown Club of Atlanta Metro Atlanta All-Star Team.
- Appeared in 13 games his senior year, totaling 81 total tackles, 27 tackles for loss, 9.0 sacks and caused two fumbles.
- Also added two touchdowns on three receptions his senior year.
- Hometown: Forsyth, Ga.

MALIK HERRING'S NFL REGULAR SEASON DEFENSIVE STATISTICS

DATE	TEAM	GP	GS	TACKLES							INTERCEPTIONS					O. FUMB				ST				MISC				
				TK	S	A	TFL	YDS	SK	YDS	QBH	NO	YDS	LG	TD	PD	FF	FR	TD	YDS	TK	S	A	FF	FR	S	A	
2021	Chiefs	0	0	0	0	0	0	0	0	0.0	0.0	0	0	0	0	0	0	0	0	0	0	0	0	0	0	0	0	0
2022	Chiefs	7	0	6	1	5	0	0	0.0	0.0	0	0	0	0	0	0	0	1	0	0	0	0	0	0	0	0	0	
2023	Chiefs	7	1	10	7	3	2	10	1.5	10.0	3	0	0	0	0	1	1	0	0	0	0	0	0	0	0	0	0	
2024	Chiefs	3	0	0	0	0	0	0	0.0	0.0	1	0	0	0	0	0	0	0	0	0	0	0	0	0	0	0	0	
NFL TOTALS		17	1	16	8	8	2	10	1.5	10.0	4	0	0	0	0	1	1	1	0	0	0	0	0	0	0	0	0	

MALIK HERRING'S NFL POSTSEASON DEFENSIVE STATISTICS

DATE	TEAM	GP	GS	TACKLES							INTERCEPTIONS					O. FUMB				ST				MISC			
				TK	S	A	TFL	YDS	SK	YDS	QBH	NO	YDS	LG	TD	PD	FF	FR	TD	YDS	TK	S	A	FF	FR	S	A
2021	Chiefs	0	0	0	0	0	0	0	0.0	0.0	0	0	0	0	0	0	0	0	0	0	0	0	0	0	0	0	0
2022	Chiefs	0	0	0	0	0	0	0	0.0	0.0	0	0	0	0	0	0	0	0	0	0	0	0	0	0	0	0	
2023	Chiefs	4	0	4	1	3	0	0	0.0	0.0	0	0	0	0	0	0	0	0	0	0	0	0	0	0	0	0	
NFL TOTALS		4	0	4	1	3	0	0	0.0	0.0	0	0	0	0	0	0	0	0	0	0	0	0	0	0	0	0	



SINGLE-GAME HIGHS: DEFENSIVE

Total Tackles	5 at L.A. Chargers, Jan 07, 2024	Forced Fumbles	1 at L.A. Chargers, Jan 07, 2024
	3 vs. Chicago, Sep 24, 2023	Fumble Recoveries	1 at San Francisco, Oct 23, 2022
	2 vs. Denver, Oct 12, 2023	Tackles For Loss	1 at L.A. Chargers, Jan 07, 2024
	2 at Indianapolis, Sep 25, 2022		1 vs. Denver, Oct 12, 2023
	1 vs. Jacksonville, Nov 13, 2022		
	...3 more at 1.		
Solo Tackles	5 at L.A. Chargers, Jan 07, 2024		
	1 vs. Denver, Oct 12, 2023		
	1 vs. Chicago, Sep 24, 2023		
	1 vs. Las Vegas, Oct 10, 2022		
Sacks	1.0 at L.A. Chargers, Jan 07, 2024		
	0.5 vs. Denver, Oct 12, 2023		
Passes Defensed	1 at L.A. Chargers, Jan 07, 2024		

SINGLE-GAME HIGHS - POSTSEASON: DEFENSIVE

Total Tackles	2 at Buffalo, Jan 21, 2024	Solo Tackles	1 vs. Miami, Jan 13, 2024
	1 vs. Miami, Jan 13, 2024		

2021 GAME-BY-GAME REGULAR-SEASON STATISTICS (CHIEFS)

DATE	OPPONENT	P/S	TACKLES							INTERCEPTIONS				O. FUMB				ST				MISC		W/L	SCORE		
			TK	S	A	SK	YDS	TFL	YDS	QBH	NO	YDS	LG	TD	PD	FF	FR	TD	YDS	TK	S	A	FF			FR	S
09/12	Browns									RESERVE/NON-FOOTBALL INJURY															W	33-29	
09/19	at Ravens									RESERVE/NON-FOOTBALL INJURY															L	35-36	
09/26	Chargers									RESERVE/NON-FOOTBALL INJURY															L	24-30	
10/03	at Eagles									RESERVE/NON-FOOTBALL INJURY															W	42-30	
10/10	Bills									RESERVE/NON-FOOTBALL INJURY															L	20-38	
10/17	at Football Team									RESERVE/NON-FOOTBALL INJURY															W	31-13	
10/24	at Titans									RESERVE/NON-FOOTBALL INJURY															L	3-27	
11/01	Giants									RESERVE/NON-FOOTBALL INJURY															W	20-17	
11/07	Packers									RESERVE/NON-FOOTBALL INJURY															W	13-7	
11/14	at Raiders									RESERVE/NON-FOOTBALL INJURY															W	41-14	
11/21	Cowboys									RESERVE/NON-FOOTBALL INJURY															W	19-9	
12/05	Broncos									RESERVE/NON-FOOTBALL INJURY															W	22-9	
12/12	Raiders									RESERVE/NON-FOOTBALL INJURY															W	48-9	
12/16	at Chargers									RESERVE/NON-FOOTBALL INJURY															W	34-28+	
12/26	Steelers									RESERVE/NON-FOOTBALL INJURY															W	36-10	
01/02	at Bengals									RESERVE/NON-FOOTBALL INJURY															L	31-34	
01/08	at Broncos									RESERVE/NON-FOOTBALL INJURY															W	28-24	
2021 TOTALS			0	0	0	0.0	0.0	0	0	0	0	0	0	0	0	0	0	0	0	0	0	0	0	0	0	0	12-5

+ - Overtime

2022 GAME-BY-GAME REGULAR-SEASON STATISTICS (CHIEFS)

DATE	OPPONENT	P/S	TACKLES							INTERCEPTIONS				O. FUMB				ST				MISC		W/L	SCORE	
			TK	S	A	SK	YDS	TFL	YDS	QBH	NO	YDS	LG	TD	PD	FF	FR	TD	YDS	TK	S	A	FF			FR
09/11	at Cardinals									INACTIVE															W	44-21
09/15	Chargers									INACTIVE															W	27-24
09/25	at Colts	P	2	0	2	0.0	0.0	0	0	0	0	0	0	0	0	0	0	0	0	0	0	0	0	0	L	17-20
10/02	at Buccaneers	P	0	0	0	0.0	0.0	0	0	0	0	0	0	0	0	0	0	0	0	0	0	0	0	0	W	41-31
10/10	Raiders	P	1	1	0	0.0	0.0	0	0	0	0	0	0	0	0	0	0	0	0	0	0	0	0	0	W	30-29
10/16	Bills	P	0	0	0	0.0	0.0	0	0	0	0	0	0	0	0	0	0	0	0	0	0	0	0	0	L	20-24
10/23	at 49ers	P	1	0	1	0.0	0.0	0	0	0	0	0	0	0	0	1	0	0	0	0	0	0	0	0	W	44-23
11/06	Titans	P	1	0	1	0.0	0.0	0	0	0	0	0	0	0	0	0	0	0	0	0	0	0	0	0	W	20-17+
11/13	Jaguars	P	1	0	1	0.0	0.0	0	0	0	0	0	0	0	0	0	0	0	0	0	0	0	0	0	W	27-17
11/20	at Chargers									INACTIVE															W	30-27
11/27	Rams									INACTIVE															W	26-10
12/04	at Bengals									INACTIVE															L	24-27
12/11	at Broncos									INACTIVE															W	34-28
12/18	at Texans									INACTIVE															W	30-24+
12/24	Seahawks									INACTIVE															W	24-10
01/01	Broncos									INACTIVE															W	27-24
01/07	at Raiders									INACTIVE															W	31-13
2022 TOTALS		7-0	6	1	5	0.0	0.0	0	0	0	0	0	0	0	1	0	0	0	0	0	0	0	0	0	0	14-3

+ - Overtime



2023 GAME-BY-GAME REGULAR-SEASON STATISTICS (CHIEFS)

DATE	OPPONENT	P/S	TACKLES							INTERCEPTIONS				O. FUMB				ST				MISC		W/L	SCORE			
			TK	S	A	SK	YDS	TFL	YDS	QBH	NO	YDS	LG	TD	PD	FF	FR	TD	YDS	TK	S	A	FF			FR	S	A
09/07	Lions	P	0	0	0	0.0	0.0	0	0	0	0	0	0	0	0	0	0	0	0	0	0	0	0	0	0	L	20-21	
09/17	at Jaguars	P	0	0	0	0.0	0.0	0	0	0	1	0	0	0	0	0	0	0	0	0	0	0	0	0	0	W	17-9	
09/24	Bears	P	3	1	2	0.0	0.0	0	0	0	0	0	0	0	0	0	0	0	0	0	0	0	0	0	0	W	41-10	
10/01	at Jets	P	0	0	0	0.0	0.0	0	0	0	0	0	0	0	0	0	0	0	0	0	0	0	0	0	0	W	23-20	
10/08	at Vikings	P	0	0	0	0.0	0.0	0	0	0	0	0	0	0	0	0	0	0	0	0	0	0	0	0	0	W	27-20	
10/12	Broncos	P	2	1	1	0.5	0.0	1	0	1	0	0	0	0	0	0	0	0	0	0	0	0	0	0	0	W	19-8	
10/22	Chargers																									W	31-17	
10/29	at Broncos																									L	9-24	
11/05	Dolphins																									W	21-14	
11/20	Eagles																									L	17-21	
11/26	at Raiders																									W	31-17	
12/03	at Packers																									L	19-27	
12/10	Bills																									L	17-20	
12/17	at Patriots																									W	27-17	
12/25	Raiders																									L	14-20	
12/31	Bengals																									W	25-17	
01/07	at Chargers	S	5	5	0	1.0	10.0	1	10	1	0	0	0	0	1	1	0	0	0	0	0	0	0	0	0	0	W	13-12
2023 TOTALS			7-1	10	7	3	1.5	10.0	2	10	3	0	0	0	0	1	1	0	0	0	0	0	0	0	0	0	11-6	

2024 GAME-BY-GAME REGULAR-SEASON STATISTICS (CHIEFS)

DATE	OPPONENT	P/S	TACKLES							INTERCEPTIONS				O. FUMB				ST				MISC		W/L	SCORE			
			TK	S	A	SK	YDS	TFL	YDS	QBH	NO	YDS	LG	TD	PD	FF	FR	TD	YDS	TK	S	A	FF			FR	S	A
09/05	Ravens	P	0	0	0	0.0	0.0	0	0	0	0	0	0	0	0	0	0	0	0	0	0	0	0	0	0	0	W	27-20
09/15	Bengals	P	0	0	0	0.0	0.0	0	0	0	0	0	0	0	0	0	0	0	0	0	0	0	0	0	0	0	W	26-25
09/22	at Falcons	P	0	0	0	0.0	0.0	0	0	1	0	0	0	0	0	0	0	0	0	0	0	0	0	0	0	0	W	22-17
2024 TOTALS			3-0	0	0	0	0.0	0.0	0	0	1	0	0	0	0	0	0	0	0	0	0	0	0	0	0	0	3-0	

2021 GAME-BY-GAME POSTSEASON STATISTICS (CHIEFS)

DATE	OPPONENT	P/S	TACKLES							INTERCEPTIONS				O. FUMB				ST				MISC		W/L	SCORE			
			TK	S	A	SK	YDS	TFL	YDS	QBH	NO	YDS	LG	TD	PD	FF	FR	TD	YDS	TK	S	A	FF			FR	S	A
01/16	Steelers																										W	42-21
01/23	Bills																										W	42-36+
01/30	Bengals																										L	24-27+
2021 TOTALS			0	0	0	0.0	0.0	0	0	0	0	0	0	0	0	0	0	0	0	0	0	0	0	0	0	0	2-1	

+ - Overtime

2022 GAME-BY-GAME POSTSEASON STATISTICS (CHIEFS)

DATE	OPPONENT	P/S	TACKLES							INTERCEPTIONS				O. FUMB				ST				MISC		W/L	SCORE			
			TK	S	A	SK	YDS	TFL	YDS	QBH	NO	YDS	LG	TD	PD	FF	FR	TD	YDS	TK	S	A	FF			FR	S	A
01/21	Jaguars																										W	27-20
01/29	Bengals																										W	23-20
02/12	at Eagles																										W	38-35
2022 TOTALS			0	0	0	0.0	0.0	0	0	0	0	0	0	0	0	0	0	0	0	0	0	0	0	0	0	0	3-0	

2023 GAME-BY-GAME POSTSEASON STATISTICS (CHIEFS)

DATE	OPPONENT	P/S	TACKLES							INTERCEPTIONS				O. FUMB				ST				MISC		W/L	SCORE			
			TK	S	A	SK	YDS	TFL	YDS	QBH	NO	YDS	LG	TD	PD	FF	FR	TD	YDS	TK	S	A	FF			FR	S	A
01/13	Dolphins	P	1	1	0	0.0	0.0	0	0	0	0	0	0	0	0	0	0	0	0	0	0	0	0	0	0	0	W	26-7
01/21	at Bills	P	2	0	2	0.0	0.0	0	0	0	0	0	0	0	0	0	0	0	0	0	0	0	0	0	0	0	W	27-24
01/28	at Ravens	P	0	0	0	0.0	0.0	0	0	0	0	0	0	0	0	0	0	0	0	0	0	0	0	0	0	0	W	17-10
02/11	49ers	P	1	0	1	0.0	0.0	0	0	0	0	0	0	0	0	0	0	0	0	0	0	0	0	0	0	0	W	25-22+
2023 TOTALS			4-0	4	1	3	0.0	0.0	0	0	0	0	0	0	0	0	0	0	0	0	0	0	0	0	0	0	4-0	

+ - Overtime





JADEN HICKS

DEFENSIVE BACK #21
WASHINGTON STATE



ROOKIE

HEIGHT: 6'1"
WEIGHT: 215 LBS
DRAFTED: D4B-24
BIRTHDAY: 8/16/02

- Hicks enters his first season with the Chiefs in 2024.
- Originally entered the NFL as the second of two fourth-round picks (133rd overall) by the Kansas City Chiefs in the 2024 NFL Draft.

Transactions: Originally entered the NFL as the second of two fourth-round picks (133rd overall) by the Kansas City Chiefs in the 2024 NFL Draft.

COLLEGE

Played three years at Washington State (2021-23) ... Played in 12 games in 2023 with four starts Totaled 79 tackles (49 solo), 2.5 sacks (-16.0 yards), six tackles for loss (-22.0 yards) and two interceptions ... His 6.6 tackles per game were 11th in the Pac-12 ... Started in 12 games and appeared in all 13 in 2022 ... Second on the team with 76 tackles (45 solo) and had the most amongst Pac-12 freshman defenders ... Added on 1.0 sack (-2.0 yards) and an interception ... Redshirted his 2021 season ... Earned the following awards: All-Pac 12 honorable mention ... Preseason All-Pac-12 third-team (Phil Steele) ... 2024 Reese's Senior Bowl participant ... Was WSU Defensive Player of the Week against Colorado State (2023) ... Was Bednarik Award Defensive Player of the Week against Wisconsin (2023) ... Named to freshman All-America third-team by College Football News ... Named to Midseason freshman All-America Team by College Football Team.

PERSONAL

- Attended Bishop Gorman High School in Las Vegas.
- Named to All-State first-team by *MaxPreps* and All-Southern Nevada first-team by the *Las Vegas Review-Journal*.
- Was named to the Sports Illustrated All-America Watch List as a senior.
- Has an older brother, Kalen, who was a four-year (2016-19) letterwinner at Hawaii as a defensive back.

JADEN HICKS' NFL REGULAR SEASON DEFENSIVE STATISTICS

DATE	TEAM	GP	GS	TACKLES							INTERCEPTIONS					O. FUMB				ST				MISC						
				TK	S	A	TFL	YDS	SK	YDS	QBH	NO	YDS	LG	TD	PD	FF	FR	TD	YDS	TK	S	A	FF	FR	S	A			
2024	Chiefs	3	0	1	1	0	0	0	0.0	0.0	0	0	0	0	0	0	0	0	0	0	0	0	0	2	2	0	0	0	0	0
NFL TOTALS		3	0	1	1	0	0	0	0.0	0.0	0	0	0	0	0	0	0	0	0	0	0	0	2	2	0	0	0	0	0	

SINGLE-GAME HIGHS: DEFENSIVE

Special Teams Tackles

2 at Atlanta, Sep 22, 2024

2024 GAME-BY-GAME REGULAR-SEASON STATISTICS (CHIEFS)

DATE	OPPONENT	P/S	TACKLES							INTERCEPTIONS					O. FUMB				ST				MISC		W/L	SCORE					
			TK	S	A	SK	YDS	TFL	YDS	QBH	NO	YDS	LG	TD	PD	FF	FR	TD	YDS	TK	S	A	FF	FR			S	A			
09/05	Ravens	P	0	0	0	0.0	0.0	0	0	0	0	0	0	0	0	0	0	0	0	0	0	0	0	0	0	0	0	0	0	W	27-20
09/15	Bengals	P	1	1	0	0.0	0.0	0	0	0	0	0	0	0	0	0	0	0	0	0	0	0	0	0	0	0	0	0	0	W	26-25
09/22	at Falcons	P	0	0	0	0.0	0.0	0	0	0	0	0	0	0	0	0	0	0	0	0	0	0	2	2	0	0	0	0	0	W	22-17
2024 TOTALS		3-0	1	1	0	0.0	0.0	0	0	0	0	0	0	0	0	0	0	0	0	0	0	0	2	2	0	0	0	0	0	0	3-0





CREED HUMPHREY

CENTER #52
OKLAHOMA



4TH YEAR IN THE NFL

4TH YEAR WITH THE CHIEFS

HEIGHT: 6'4"
WEIGHT: 302 LBS
DRAFTED: D2B-21
BIRTHDAY: 6/28/99

- 👁️ Humphrey enters his fourth season with the Chiefs in 2024.
- 👁️ Originally entered the NFL as a second-round pick (63rd overall) by the Kansas City Chiefs in the 2021 NFL Draft.

Career Highlights:

- 👁️ Started in 51 consecutive games, tying him with DE Art Still for the third-most consecutive games started in Chiefs history to start a career.
- 👁️ As a rookie, Humphrey and G Trey Smith started all 17 regular season games in 2021, becoming the 17th and 18th players in franchise history to start all regular season games in their rookie season. Humphrey and Smith are the third pair of teammates to both start all regular season games in their rookie campaign, joining DE Sylvester Hicks and DE Art Still (16 games, 1978) and CB Brandon Carr and DL Glenn Dorsey (16 games, 2008). S Juan Thornhill was the last player to start all games in his rookie season, starting all 16 games in 2019.

Postseason Career Highlights:

- 👁️ Did not allow a sack on QB Patrick Mahomes in the first two playoffs games in 2023 which included the Wild Card game against Miami and the Divisional Round Game in Buffalo. The team went on to secure back-to-back Super Bowl victories (LVII and LVIII).
- 👁️ Did not allow a sack on QB Patrick Mahomes in Super Bowl LVII against the Philadelphia Eagles who recorded the most sacks in the regular season (70.0).

Honors:

- 👁️ Selected to the Pro Bowl following the 2022 and 2023 seasons.
- 👁️ Named an AP All-Pro following the 2022 (second-team) season.
- 👁️ 2021 PFWA All-Rookie Team.
- 👁️ 2021 PFW All-AFC Team.

Transactions:

Originally entered the NFL as a second-round pick (63rd overall) by the Kansas City Chiefs in the 2021 NFL Draft.

COLLEGE

Started 37 career games (all at center), including 36 consecutive starts to finish his career at Oklahoma ... During his three years as a starter, OU ranked second nationally in scoring offense (44.6 ppg), total offense (537.3 ypg), pass efficiency rating (185.1), yards per rush (5.8) and sixth in passing offense (311.5 ypg) ... Two-time Big 12 Offensive Lineman of the Year (2019 and 2020) ... Two-time first-team All-Big 12 selection (2019 and 2020) and a second-team pick by media in 2018 ... Second-team All-American in 2019 by AP, FWAA, Sporting News and Walter Camp Foundation, and one of three Rimington Trophy finalists ... Third-team All-American in 2020 by AP ... Three-time member of Academic All-Big 12 Team (2018-20) ... Did not allow a single sack across his 2,488 snaps at center during his career ... Did not allow a sack on 1,297 career pass plays according to PFF (allowed only two QB hits) ... Named a Freshman All-American by the FWAA and The Athletic.

PERSONAL

- 👁️ Made 35 tackles and 1.0 sack as a defensive lineman his senior season at Shawnee High School.
- 👁️ Named first-team All-State by The Oklahoman.
- 👁️ Hometown: Shawnee, Okla.

CREED HUMPHREY'S NFL REGULAR SEASON STATISTICS

DATE	TEAM	GP	GS
2021	Chiefs	17	17
2022	Chiefs	17	17
2023	Chiefs	17	17
2024	Chiefs	3	3
NFL TOTALS		54	54



CREED HUMPHREY'S NFL POSTSEASON STATISTICS

DATE	TEAM	GP	GS
2021	Chiefs	3	3
2022	Chiefs	3	3
2023	Chiefs	4	4
NFL TOTALS		10	10

2021 GAME-BY-GAME REGULAR-SEASON STATISTICS (CHIEFS)

DATE	OPPONENT	P/S	W/L	SCORE
09/12	Browns	S	W	33-29
09/19	at Ravens	S	L	35-36
09/26	Chargers	S	L	24-30
10/03	at Eagles	S	W	42-30
10/10	Bills	S	L	20-38
10/17	at Football Team	S	W	31-13
10/24	at Titans	S	L	3-27
11/01	Giants	S	W	20-17
11/07	Packers	S	W	13-7
11/14	at Raiders	S	W	41-14
11/21	Cowboys	S	W	19-9
12/05	Broncos	S	W	22-9
12/12	Raiders	S	W	48-9
12/16	at Chargers	S	W	34-28+
12/26	Steelers	S	W	36-10
01/02	at Bengals	S	L	31-34
01/08	at Broncos	S	W	28-24
2021 TOTALS		17-17	12-5	

+ - Overtime

2022 GAME-BY-GAME REGULAR-SEASON STATISTICS (CHIEFS)

DATE	OPPONENT	P/S	W/L	SCORE
09/11	at Cardinals	S	W	44-21
09/15	Chargers	S	W	27-24
09/25	at Colts	S	L	17-20
10/02	at Buccaneers	S	W	41-31
10/10	Raiders	S	W	30-29
10/16	Bills	S	L	20-24
10/23	at 49ers	S	W	44-23
11/06	Titans	S	W	20-17+
11/13	Jaguars	S	W	27-17
11/20	at Chargers	S	W	30-27
11/27	Rams	S	W	26-10
12/04	at Bengals	S	L	24-27
12/11	at Broncos	S	W	34-28
12/18	at Texans	S	W	30-24+
12/24	Seahawks	S	W	24-10
01/01	Broncos	S	W	27-24
01/07	at Raiders	S	W	31-13
2022 TOTALS		17-17	14-3	

+ - Overtime

2023 GAME-BY-GAME REGULAR-SEASON STATISTICS (CHIEFS)

DATE	OPPONENT	P/S	W/L	SCORE
09/07	Lions	S	L	20-21
09/17	at Jaguars	S	W	17-9
09/24	Bears	S	W	41-10
10/01	at Jets	S	W	23-20
10/08	at Vikings	S	W	27-20
10/12	Broncos	S	W	19-8
10/22	Chargers	S	W	31-17
10/29	at Broncos	S	L	9-24
11/05	Dolphins	S	W	21-14
11/20	Eagles	S	L	17-21
11/26	at Raiders	S	W	31-17
12/03	at Packers	S	L	19-27
12/10	Bills	S	L	17-20
12/17	at Patriots	S	W	27-17
12/25	Raiders	S	L	14-20
12/31	Bengals	S	W	25-17
01/07	at Chargers	S	W	13-12
2023 TOTALS		17-17	11-6	



2024 GAME-BY-GAME REGULAR-SEASON STATISTICS (CHIEFS)

DATE	OPPONENT	P/S	W/L	SCORE
09/05	Ravens	S	W	27-20
09/15	Bengals	S	W	26-25
09/22	at Falcons	S	W	22-17
2024 TOTALS		3-3	3-0	

2021 GAME-BY-GAME POSTSEASON STATISTICS (CHIEFS)

DATE	OPPONENT	P/S	W/L	SCORE
01/16	Steelers	S	W	42-21
01/23	Bills	S	W	42-36+
01/30	Bengals	S	L	24-27+
2021 TOTALS		3-3	2-1	

+ - Overtime

2022 GAME-BY-GAME POSTSEASON STATISTICS (CHIEFS)

DATE	OPPONENT	P/S	W/L	SCORE
01/21	Jaguars	S	W	27-20
01/29	Bengals	S	W	23-20
02/12	at Eagles	S	W	38-35
2022 TOTALS		3-3	3-0	

2023 GAME-BY-GAME POSTSEASON STATISTICS (CHIEFS)

DATE	OPPONENT	P/S	W/L	SCORE
01/13	Dolphins	S	W	26-7
01/21	at Bills	S	W	27-24
01/28	at Ravens	S	W	17-10
02/11	49ers	S	W	25-22+
2023 TOTALS		4-4	4-0	

+ - Overtime





KEAONTAY INGRAM



RUNNING BACK #38
USC

3RD YEAR IN THE NFL

2ND YEAR WITH THE CHIEFS

HEIGHT: 6'0"
WEIGHT: 220 LBS
DRAFTED: FA-23
BIRTHDAY: 10/26/99

- Ingram enters his second season with the Chiefs in 2024.
- Originally entered the NFL as a sixth-round pick (201st overall) by the Arizona Cardinals in 2022.

Transactions:

Signed by Kansas City (9/18/24) ... Signed to Kansas City's practice squad (8/28/24) ... Signed to Kansas City's practice squad (11/30/23) ... Originally entered the NFL as a sixth-round pick (201st overall) by the Arizona Cardinals in 2022.

COLLEGE

Played four seasons (42 games) at Texas (2018-20) and USC (2021) ... Rushed for 2,722 yards and 16 TDs on 495 carries (5.5 avg.) and added 671 receiving yards and six TDs on 89 receptions ... Rushed for 100+ yards in a game eight times and had 12 games with 100+ total scrimmage yards ... Averaged at least 5.0 yards per carry in three of his four college seasons, including two years averaging at least 5.8 yards per attempt ... Two-time member of the Big 12 Commissioner's Honor Roll (spring 2019, spring 2020) ... As a senior, appeared in 10 games (seven starts) ... Earned honorable mention All-Pac 12 honors and was the recipient of the team's Jack Oakie "Rise and Shine" Award ... Rushed for a team-high 911 yards on 156 carries (5.8 avg) with five TDs and caught 22 passes for 156 yards (7.1 avg) ... Had three 100-yard rushing games and five outings with 100+ scrimmage yards ... As a junior in 2020, played in six games (three starts) in his final season at Texas ... Tallied 53 rushes for 250 yards and a TD ... Also caught 11 passes for 103 yards and a TD ... Earned first-team Academic All-Big 12 honors ... As a sophomore (2019), started all 13 games he appeared in and rushed for 853 yards and seven TDs on 144 carries (5.9 avg.) ... Caught 29 passes for 242 yards and three TDs ... Rushed for 100+ yards in a game four times, making him one of just seven Longhorns since 2000 to accomplish the feat ... Averaged at least 5.0 yards per rush attempt in nine games, including seven outings averaging at least 7.0 yards per attempt ... Had three games with multiple TDs and had seven games with at least one TD ... Played in 13 games (two starts) as a true freshman and carried the ball 142 times for 708 yards and three TDs ... Added 27 receptions for 170 yards and two TDs ... Made his career debut at Maryland, rushing six times for 37 yards and a TD to become the first Longhorn true freshman to score a rushing TD in a season opener since 2005.

PERSONAL

- As a standout at Carthage (TX) High School, rushed for more than 5,000 yards and a school record 76 TDs.
- Led Carthage to a 29-2 record and back-to-back State 4A Division I titles in 2016-17, earning championship game honors as a junior in 2016.
- 2017 All-American, USA Today All-USA Texas pick and was a finalist for Mr. Texas Football High School.
- Player of the Year as a senior after rushing for 2,327 yards and 37 TDs on 238 carries (9.8 avg) while leading Carthage to a 16-0 record and a State 4A Division 1 title.
- Was also a member of the basketball and track teams.
- Grew up with nine siblings and played high school football with a number of siblings and cousins.
- Majored in non-governmental organizations and social change.

REGULAR SEASON COMPARISON: RECEIVING - LOS ANGELES CHARGERS

DATE	OPP	W/L	GP/GS	REC	YDS.	AVG.	TD	LG	TGTS	YAC
11/27/22	ARZ vs. LAC	L	P	0	0	0	0	0	0	0
TOTALS		0/1	1/0	0	0	0	0	0	0	0



KEAONTAY INGRAM'S NFL REGULAR SEASON RUSHING/RECEIVING STATISTICS

DATE	TEAM	RUSHING							RECEIVING				
		GP	GS	NO.	YDS.	AVG.	LG	TD	NO.	YDS.	AVG.	LG	TD
2022	Cardinals	12	0	27	60	2.2	13	1	4	21	5.3	24	0
2023	Cardinals	8	1	35	74	2.1	14	0	4	26	6.5	9	0
Went from Arizona to Kansas City .													
2023	Chiefs	0	0	0	0	0.0	0	0	0	0	0.0	0	0
2023	TOTAL	8	1	35	74	2.1	14	0	4	26	6.5	9	0
2024	Chiefs	1	0	0	0	0.0	0	0	0	0	0.0	0	0
NFL TOTALS		21	1	62	134	2.2	14	1	8	47	5.9	24	0

KEAONTAY INGRAM'S NFL POSTSEASON RUSHING/RECEIVING STATISTICS

DATE	TEAM	RUSHING							RECEIVING				
		GP	GS	NO.	YDS.	AVG.	LG	TD	NO.	YDS.	AVG.	LG	TD
2023	Chiefs	0	0	0	0	0.0	0	0	0	0	0.0	0	0
NFL TOTALS		0	0	0	0	0.0	0	0	0	0	0.0	0	0

KEAONTAY INGRAM'S NFL REGULAR SEASON RETURN STATISTICS

DATE	TEAM	KICKOFF RETURNS					PUNT RETURNS					
		RET.	YDS.	AVG.	LG	TD	NO.	FC	YDS.	AVG.	LG	TD
2022	Cardinals	0	0	0.0	0	0	0	0	0	0.0	0	0
2023	Cardinals	0	0	0.0	0	0	0	0	0	0.0	0	0
Went from Arizona to Kansas City .												
2023	Chiefs	0	0	0.0	0	0	0	0	0	0.0	0	0
2023	TOTAL	0	0	0.0	0	0	0	0	0	0.0	0	0
2024	Chiefs	0	0	0.0	0	0	0	0	0	0.0	0	0
NFL TOTALS		0	0	0.0	0	0	0	0	0	0.0	0	0

KEAONTAY INGRAM'S NFL POSTSEASON RETURN STATISTICS

DATE	TEAM	KICKOFF RETURNS					PUNT RETURNS					
		RET.	YDS.	AVG.	LG	TD	NO.	FC	YDS.	AVG.	LG	TD
2023	Chiefs	0	0	0.0	0	0	0	0	0	0.0	0	0
NFL TOTALS		0	0	0.0	0	0	0	0	0	0.0	0	0

SINGLE-GAME HIGHS: RUSHING/RECEIVING

<p>Rush Attempts</p> <p>10 at L.A. Rams, Oct 15, 2023 9 at Cleveland, Nov 05, 2023 9 vs. New Orleans, Oct 20, 2022 5 vs. Dallas, Sep 24, 2023 5 at Washington, Sep 10, 2023 ...1 more at 5.</p> <p>Rushing Yards</p> <p>40 at L.A. Rams, Oct 15, 2023 19 vs. San Francisco, Nov 21, 2022 14 vs. New Orleans, Oct 20, 2022 13 vs. Dallas, Sep 24, 2023 9 vs. Baltimore, Oct 29, 2023</p> <p>Rushing Average</p> <p>4.0 at L.A. Rams, Oct 15, 2023 1.6 vs. New Orleans, Oct 20, 2022 0.9 at Cleveland, Nov 05, 2023</p> <p>Longest Runs</p> <p>14 vs. Baltimore, Oct 29, 2023 13 vs. San Francisco, Nov 21, 2022 12 at L.A. Rams, Oct 15, 2023 11 at Cleveland, Nov 05, 2023 11 at L.A. Rams, Oct 15, 2023 ...1 more at 11.</p> <p>Rushing TDs</p> <p>1 vs. New Orleans, Oct 20, 2022</p>	<p>Receptions</p> <p>2 at L.A. Rams, Oct 15, 2023 2 at San Francisco, Jan 08, 2023 2 vs. New Orleans, Oct 20, 2022 1 vs. Dallas, Sep 24, 2023</p> <p>Receiving Yards</p> <p>23 vs. New Orleans, Oct 20, 2022 11 at L.A. Rams, Oct 15, 2023 8 vs. Dallas, Sep 24, 2023 7 vs. Baltimore, Oct 29, 2023</p> <p>Longest Receptions</p> <p>24 vs. New Orleans, Oct 20, 2022 9 at L.A. Rams, Oct 15, 2023 8 vs. Dallas, Sep 24, 2023 7 vs. Baltimore, Oct 29, 2023 2 at L.A. Rams, Oct 15, 2023</p> <p>All-Purpose Yards</p> <p>51 at L.A. Rams, Oct 15, 2023 37 vs. New Orleans, Oct 20, 2022 21 vs. Dallas, Sep 24, 2023 19 vs. San Francisco, Nov 21, 2022 16 vs. Baltimore, Oct 29, 2023 1 vs. New Orleans, Oct 20, 2022</p> <p>Most TDs</p>
--	---



2022 GAME-BY-GAME REGULAR-SEASON STATISTICS (CARDINALS)

DATE	OPPONENT	P/S	RUSHING					RECEIVING					W/L	SCORE
			NO.	YDS.	AVG.	LG	TD	NO.	YDS.	AVG.	LG	TD		
09/11	Chiefs												L	21-44
09/18	at Raiders												W	29-23+
09/25	Rams												L	12-20
10/02	at Panthers												W	26-16
10/09	Eagles												L	17-20
10/16	at Seahawks	P	3	7	2.3	7	0	0	0	0.0	0	0	L	9-19
10/20	Saints	P	9	14	1.6	11	1	2	23	11.5	24	0	W	42-34
10/30	at Vikings	P	0	0	0.0	0	0	0	0	0.0	0	0	L	26-34
11/06	Seahawks	P	1	2	2.0	2	0	0	0	0.0	0	0	L	21-31
11/13	at Rams	P	1	5	5.0	5	0	0	0	0.0	0	0	W	27-17
11/21	49ers	P	5	19	3.8	13	0	0	0	0.0	0	0	L	10-38
11/27	Chargers	P	2	5	2.5	4	0	0	0	0.0	0	0	L	24-25
12/12	Patriots	P	1	1	1.0	1	0	0	0	0.0	0	0	L	13-27
12/18	at Broncos	P	1	0	0.0	0	0	0	0	0.0	0	0	L	15-24
12/25	Buccaneers	P	1	2	2.0	2	0	0	0	0.0	0	0	L	16-19+
01/01	at Falcons	P	0	0	0.0	0	0	0	0	0.0	0	0	L	19-20
01/08	at 49ers	P	3	5	1.7	4	0	2	-2	-1.0	1	0	L	13-38
2022 TOTALS		12-0	27	60	2.2	13	1	4	21	5.3	24	0	4-13	

+ - Overtime

2023 GAME-BY-GAME REGULAR-SEASON STATISTICS (CARDINALS/CHEIFS)

DATE	OPPONENT	P/S	RUSHING					RECEIVING					W/L	SCORE
			NO.	YDS.	AVG.	LG	TD	NO.	YDS.	AVG.	LG	TD		
09/10	at Commanders	P	5	-4	-0.8	6	0	0	0	0.0	0	0	L	16-20
09/17	Giants	P	2	6	3.0	5	0	0	0	0.0	0	0	L	28-31
09/24	Cowboys	P	5	13	2.6	8	0	1	8	8.0	8	0	W	28-16
10/01	at 49ers												L	16-35
10/08	Bengals												L	20-34
10/15	at Rams	S	10	40	4.0	12	0	2	11	5.5	9	0	L	9-26
10/22	at Seahawks	P	0	0	0.0	0	0	0	0	0.0	0	0	L	10-20
10/29	Ravens	P	2	9	4.5	14	0	1	7	7.0	7	0	L	24-31
11/05	at Browns	P	9	8	0.9	11	0	0	0	0.0	0	0	L	0-27
11/12	Falcons	P	2	2	1.0	2	0	0	0	0.0	0	0	W	25-23
11/19	at Texans												L	16-21
11/26	Rams												L	14-37
12/10	Bills												L	17-20
2023 TOTALS		8-1	35	74	2.1	14	0	4	26	6.5	9	0	2-11	

2024 GAME-BY-GAME REGULAR-SEASON STATISTICS (CHIEFS)

DATE	OPPONENT	P/S	RUSHING					RECEIVING					W/L	SCORE
			NO.	YDS.	AVG.	LG	TD	NO.	YDS.	AVG.	LG	TD		
09/05	Ravens												W	27-20
09/15	Bengals												W	26-25
09/22	at Falcons	P	0	0	0.0	0	0	0	0	0.0	0	0	W	22-17
2024 TOTALS		1-0	0	0	0.0	0	0	0	0	0.0	0	0	3-0	

2023 GAME-BY-GAME POSTSEASON STATISTICS (CHIEFS)

DATE	OPPONENT	P/S	RUSHING					RECEIVING					W/L	SCORE
			NO.	YDS.	AVG.	LG	TD	NO.	YDS.	AVG.	LG	TD		
01/13	Dolphins												W	26-7
01/21	at Bills												W	27-24
01/28	at Ravens												W	17-10
02/11	49ers												W	25-22+
2023 TOTALS		0-0	0	0	0.0	0	0	0	0	0.0	0	0	4-0	

+ - Overtime





NAZEEH JOHNSON



**SAFETY #13
MARSHALL**

3RD YEAR IN THE NFL

3RD YEAR WITH THE CHIEFS

**HEIGHT: 5'10"
WEIGHT: 199 LBS
DRAFTED: D7C-22
BIRTHDAY: 7/17/98**

- Johnson enters his third season with the Chiefs in 2024.
- Originally entered the NFL as the third of three seventh-round picks (259th overall) by the Kansas City Chiefs in the 2022 NFL Draft.

Signed with Kansas City (4/9/24) ... Elevated to Kansas City's active roster (9/28/22) ... Signed with Kansas City's practice squad (8/31/22) ... Released by Kansas City (8/30/22) ... Originally entered the NFL as the third of three seventh-round picks (259th overall) by the Kansas City Chiefs in the 2022 NFL Draft.

Transactions:

COLLEGE

Spent six seasons at Marshall, including a redshirt season in 2016 and a shortened 2020 season due to COVID-19 ... Recorded 243 tackles (148 solo), including 1.0 sack, seven interceptions returned for 63 yards and one touchdown, 17 passes defended and one fumble recovery ... Earned Conference USA All-Conference second-team honors in 2020.

PERSONAL

- Attended Millbrook High School as a two-way player.
- In 2015, as a senior on defense, made 86 tackles, broke up 10 passes and made four interceptions.
- Made the 4A West Region second-team and Conference 21 West first-team as a high school senior.
- Also started offensively, rushing for 1,093 yards and 19 touchdowns and catching 16 passes for 359 yards and three touchdowns.
- Made the 4A West Region first-team and Conference 21 West first-team as a senior.
- Selected for the Northwestern District second-team as a junior, when he made 81 tackles and intercepted two passes.
- Also made an impact on offense as a junior, rushing for 623 yards and four touchdowns.

NAZEEH JOHNSON'S NFL REGULAR SEASON DEFENSIVE STATISTICS

DATE	TEAM	GP	GS	TACKLES							INTERCEPTIONS					O. FUMB				ST			MISC							
				TK	S	A	TFL	YDS	SK	YDS	QBH	NO	YDS	LG	TD	PD	FF	FR	TD	YDS	TK	S	A	FF	FR	S	A			
2022	Chiefs	11	0	0	0	0	0	0	0	0.0	0.0	0	0	0	0	0	0	0	0	0	0	0	0	8	5	3	0	0	0	0
2023	Chiefs	0	0	0	0	0	0	0	0	0.0	0.0	0	0	0	0	0	0	0	0	0	0	0	0	0	0	0	0	0	0	0
2024	Chiefs	3	0	1	1	0	1	2	0.0	0.0	0	0	0	0	0	0	0	0	0	0	0	0	1	1	0	0	0	0	0	
NFL TOTALS		14	0	1	1	0	1	2	0.0	0.0	0	0	0	0	0	0	0	0	0	0	0	0	9	6	3	0	0	0	0	

NAZEEH JOHNSON'S NFL POSTSEASON DEFENSIVE STATISTICS

DATE	TEAM	GP	GS	TACKLES							INTERCEPTIONS					O. FUMB				ST			MISC						
				TK	S	A	TFL	YDS	SK	YDS	QBH	NO	YDS	LG	TD	PD	FF	FR	TD	YDS	TK	S	A	FF	FR	S	A		
2022	Chiefs	3	0	0	0	0	0	0	0	0.0	0.0	0	0	0	0	0	0	0	0	0	0	0	2	2	0	0	0	0	0
2023	Chiefs	0	0	0	0	0	0	0	0	0.0	0.0	0	0	0	0	0	0	0	0	0	0	0	0	0	0	0	0	0	0
NFL TOTALS		3	0	0	0	0	0	0	0	0.0	0.0	0	0	0	0	0	0	0	0	0	0	0	2	2	0	0	0	0	

SINGLE-GAME HIGHS: DEFENSIVE

Special Teams Tackles

- 2 vs. Denver, Jan 01, 2023
- 2 at Denver, Dec 11, 2022
- 1 vs. Seattle, Dec 24, 2022
- 1 at Houston, Dec 18, 2022
- ...1 more at 1.



2022 GAME-BY-GAME REGULAR-SEASON STATISTICS (CHIEFS)

DATE	OPPONENT	P/S	TACKLES						INTERCEPTIONS				O. FUMB				ST				MISC		W/L	SCORE												
			TK	S	A	SK	YDS	TFL	YDS	QBH	NO	YDS	LG	TD	PD	FF	FR	TD	YDS	TK	S	A			FF	FR	S	A								
09/11	at Cardinals																										W	44-21								
09/15	Chargers																										W	27-24								
09/25	at Colts																										L	17-20								
10/02	at Buccaneers	P	0	0	0	0.0	0.0	0	0	0	0	0	0	0	0	0	0	0	0	0	0	0	0	0	0	0	0	0	0	0	0	0	0	0	W	41-31
10/10	Raiders	P	0	0	0	0.0	0.0	0	0	0	0	0	0	0	0	0	0	0	0	0	0	0	0	0	0	0	0	0	0	0	0	0	0	0	W	30-29
10/16	Bills	P	0	0	0	0.0	0.0	0	0	0	0	0	0	0	0	0	0	0	0	0	0	0	0	0	0	0	0	0	0	0	0	0	0	0	L	20-24
10/23	at 49ers																										W	44-23								
11/06	Titans																										W	20-17+								
11/13	Jaguars																										W	27-17								
11/20	at Chargers	P	0	0	0	0.0	0.0	0	0	0	0	0	0	0	0	0	0	0	0	0	0	0	0	0	0	0	0	0	0	0	0	0	0	0	W	30-27
11/27	Rams	P	0	0	0	0.0	0.0	0	0	0	0	0	0	0	0	0	0	0	0	0	0	0	0	0	0	0	0	0	0	0	0	0	0	0	W	26-10
12/04	at Bengals	P	0	0	0	0.0	0.0	0	0	0	0	0	0	0	0	0	0	0	0	0	0	0	0	0	0	0	0	0	0	0	0	0	0	0	L	24-27
12/11	at Broncos	P	0	0	0	0.0	0.0	0	0	0	0	0	0	0	0	0	0	0	0	0	0	0	0	0	0	0	0	0	0	0	0	0	0	0	W	34-28
12/18	at Texans	P	0	0	0	0.0	0.0	0	0	0	0	0	0	0	0	0	0	0	0	0	0	0	0	0	0	0	0	0	0	0	0	0	0	0	W	30-24+
12/24	Seahawks	P	0	0	0	0.0	0.0	0	0	0	0	0	0	0	0	0	0	0	0	0	0	0	0	0	0	0	0	0	0	0	0	0	0	0	W	24-10
01/01	Broncos	P	0	0	0	0.0	0.0	0	0	0	0	0	0	0	0	0	0	0	0	0	0	0	0	0	0	0	0	0	0	0	0	0	0	0	W	27-24
01/07	at Raiders	P	0	0	0	0.0	0.0	0	0	0	0	0	0	0	0	0	0	0	0	0	0	0	0	0	0	0	0	0	0	0	0	0	0	0	W	31-13
2022 TOTALS		11-0	0	0	0	0.0	0.0	0	0	0	0	0	0	0	0	0	0	0	0	0	0	0	0	0	0	0	0	0	0	0	0	0	0	0	14-3	

+ - Overtime

2023 GAME-BY-GAME REGULAR-SEASON STATISTICS (CHIEFS)

DATE	OPPONENT	P/S	TACKLES						INTERCEPTIONS				O. FUMB				ST				MISC		W/L	SCORE										
			TK	S	A	SK	YDS	TFL	YDS	QBH	NO	YDS	LG	TD	PD	FF	FR	TD	YDS	TK	S	A			FF	FR	S	A						
09/07	Lions																										L	20-21						
09/17	at Jaguars																										W	17-9						
09/24	Bears																										W	41-10						
10/01	at Jets																										W	23-20						
10/08	at Vikings																										W	27-20						
10/12	Broncos																										W	19-8						
10/22	Chargers																										W	31-17						
10/29	at Broncos																										L	9-24						
11/05	Dolphins																										W	21-14						
11/20	Eagles																										L	17-21						
11/26	at Raiders																										W	31-17						
12/03	at Packers																										L	19-27						
12/10	Bills																										L	17-20						
12/17	at Patriots																										W	27-17						
12/25	Raiders																										L	14-20						
12/31	Bengals																										W	25-17						
01/07	at Chargers																										W	13-12						
2023 TOTALS			0	0	0	0.0	0.0	0	0	0	0	0	0	0	0	0	0	0	0	0	0	0	0	0	0	0	0	0	0	0	0	0	0	11-6

2024 GAME-BY-GAME REGULAR-SEASON STATISTICS (CHIEFS)

DATE	OPPONENT	P/S	TACKLES						INTERCEPTIONS				O. FUMB				ST				MISC		W/L	SCORE												
			TK	S	A	SK	YDS	TFL	YDS	QBH	NO	YDS	LG	TD	PD	FF	FR	TD	YDS	TK	S	A			FF	FR	S	A								
09/05	Ravens	P	0	0	0	0.0	0.0	0	0	0	0	0	0	0	0	0	0	0	0	0	0	0	0	0	0	0	0	0	0	0	0	0	0	0	W	27-20
09/15	Bengals	P	0	0	0	0.0	0.0	0	0	0	0	0	0	0	0	0	0	0	0	0	0	0	0	0	0	0	0	0	0	0	0	0	0	0	W	26-25
09/22	at Falcons	P	1	1	0	0.0	0.0	1	2	0	0	0	0	0	0	0	0	0	0	0	0	0	0	0	0	0	0	0	0	0	0	0	0	0	W	22-17
2024 TOTALS		3-0	1	1	0	0.0	0.0	1	2	0	0	0	0	0	0	0	0	0	0	0	0	0	0	0	0	0	0	0	0	0	0	0	0	3-0		

2022 GAME-BY-GAME POSTSEASON STATISTICS (CHIEFS)

DATE	OPPONENT	P/S	TACKLES						INTERCEPTIONS				O. FUMB				ST				MISC		W/L	SCORE												
			TK	S	A	SK	YDS	TFL	YDS	QBH	NO	YDS	LG	TD	PD	FF	FR	TD	YDS	TK	S	A			FF	FR	S	A								
01/21	Jaguars	P	0	0	0	0.0	0.0	0	0	0	0	0	0	0	0	0	0	0	0	0	0	0	0	0	0	0	0	0	0	0	0	0	0	W	27-20	
01/29	Bengals	P	0	0	0	0.0	0.0	0	0	0	0	0	0	0	0	0	0	0	0	0	0	0	0	0	0	0	0	0	0	0	0	0	0	0	W	23-20
02/12	at Eagles	P	0	0	0	0.0	0.0	0	0	0	0	0	0	0	0	0	0	0	0	0	0	0	0	0	0	0	0	0	0	0	0	0	0	0	W	38-35
2022 TOTALS		3-0	0	0	0	0.0	0.0	0	0	0	0	0	0	0	0	0	0	0	0	0	0	0	0	0	0	0	0	0	0	0	0	0	0	3-0		

2023 GAME-BY-GAME POSTSEASON STATISTICS (CHIEFS)


DATE	OPPONENT	P/S	TACKLES						INTERCEPTIONS				O. FUMB				ST				MISC		W/L	SCORE										
			TK	S	A	SK	YDS	TFL	YDS	QBH	NO	YDS	LG	TD	PD	FF	FR	TD	YDS	TK	S	A			FF	FR	S	A						
01/13	Dolphins																										W	26-7						
01/21	at Bills																										W	27-24						
01/28	at Ravens																										W	17-10						
02/11	49ers																										W	25-22+						
2023 TOTALS			0	0	0	0.0	0.0	0	0	0	0	0	0	0	0	0	0	0	0	0	0	0	0	0	0	0	0	0	0	0	0	0	0	4-0

+ - Overtime





CAM JONES



LINEBACKER #44
INDIANA

2ND YEAR IN THE NFL

2ND YEAR WITH THE CHIEFS

HEIGHT: 6'2"
WEIGHT: 227 LBS
DRAFTED: CFA-23
BIRTHDAY: 10/21/99

- Jones enters his second season with the Chiefs in 2024.
- Originally entered the NFL as an undrafted free agent with the Kansas City Chiefs in 2023.

Transactions:

Originally entered the NFL as an undrafted free agent with the Kansas City Chiefs in 2023.

COLLEGE

Appeared in 47 of 55 career games ... Recorded 208 tackles, 13.5 tackles for loss (-57.0 yards), 7.0 sacks (-40.0 yards), two interceptions returned for a combined 44 yards and one touchdown, 11 passes defended, five forced fumbles and three fumble recoveries ... Made first career start in 2020 season opener against Penn State ... Three-time team captain (2020-22) ... Third three-time captain in Indiana history with Antwaan Randle El (1999-2001) and Emmett King (1895-97) ... Received the following awards and honors: honorable mention All-Big Ten from the conference coaches and media panels (2022, 2020), Indiana's Howard Brown "Dedication to IU Football" Award (2021) and IU's Defensive Newcomer of the Year (2018).

PERSONAL

- Linebacker and wide receiver for Head Coach John Cooley at Saint Benedict at Auburndale High School. Three-time all-region, two-time all-state, and two-time team most valuable player.
- 2017 team captain and four-year starter led the team in tackles, sacks, tackles for loss, receptions, rushing yards, all-purpose yardage and touchdowns as a junior and senior.
- Topped the team in interceptions as a freshman (four) and sophomore (six).
- Four-time team special teams player of the year.
- Played in the 2017 East-West All-Star Classic and led the West in stops.
- Over his final two seasons, made 160 tackles, 60 for loss, 34.0 sacks, five interceptions, three forced fumbles and two fumble recoveries.
- Added 3,678 all-purpose yards (1,534 receiving, 1,049 rushing, 496 punt return, 436 kick return, 163 interception returns) with 32 TDs (15 receiving, 12 rushing, four punt, one interception).
- Led Saint Benedict to the most wins in program history in 2017.
- Ranked the No. 83 athlete nationally by 247Sports and the No. 24 prospect in Tennessee by Rivals.
- Four-year football and two-year track and field letterwinner.
- Participated in 100-plus hours of community service.
- Parents are Diane and Herbert Jones.
- Majored in liberal studies.

REGULAR SEASON COMPARISON: DEFENSIVE - LOS ANGELES CHARGERS

DATE	OPP	W/L	GP/GS	TACKLES					SACK	YDS.	INT	TFL	PD	QBH	TD	MISC	
				TOT	SOLO	ASST	FF	FR									
10/22/23	KC vs. LAC	W	P	0	0	0	0.0	0.0	0	0	0	0	0	0	0	0	0
1/7/24	KC @ LAC	W	S	12	11	1	0.0	0.0	0	0	0	0	0	0	0	0	0
TOTALS		2/0	2/1	12	11	1	0.0	0.0	0	0	0	0	0	0	0	0	0

CAM JONES' NFL REGULAR SEASON DEFENSIVE STATISTICS

DATE	TEAM	GP	GS	TK	S	A	TACKLES					INTERCEPTIONS					O. FUMB					ST				MISC				
							TFL	YDS	SK	YDS	QBH	NO	YDS	LG	TD	PD	FF	FR	TD	YDS	TK	S	A	FF	FR	S	A			
2023	Chiefs	17	1	12	11	1	0	0	0.0	0.0	0	0	0	0	0	0	0	0	0	0	0	0	0	5	3	2	0	0	0	0
2024	Chiefs	3	0	0	0	0	0	0	0.0	0.0	0	0	0	0	0	0	0	0	0	0	0	0	0	1	0	1	0	0	0	0
NFL TOTALS		20	1	12	11	1	0	0	0.0	0.0	0	0	0	0	0	0	0	0	0	0	0	0	6	3	3	0	0	0	0	



CAM JONES' NFL POSTSEASON DEFENSIVE STATISTICS

DATE	TEAM	GP	GS	TACKLES								INTERCEPTIONS					O. FUMB				ST				MISC								
				TK	S	A	TFL	YDS	SK	YDS	QBH	NO	YDS	LG	TD	PD	FF	FR	TD	YDS	TK	S	A	FF	FR	S	A						
2023	Chiefs	1	0	0	0	0	0	0	0	0.0	0.0	0	0	0	0	0	0	0	0	0	0	0	0	0	0	0	0	0	0	0	0	0	0
NFL TOTALS		1	0	0	0	0	0	0	0	0.0	0.0	0	0	0	0	0	0	0	0	0	0	0	0	0	0	0	0	0	0	0	0	0	

SINGLE-GAME HIGHS: DEFENSIVE

Total Tackles	12 at L.A. Chargers, Jan 07, 2024	Special Teams Tackles	1 at Green Bay, Dec 03, 2023
Solo Tackles	11 at L.A. Chargers, Jan 07, 2024		1 vs. Miami, Nov 05, 2023
			1 at N.Y. Jets, Oct 01, 2023
			...1 more at 1.

2023 GAME-BY-GAME REGULAR-SEASON STATISTICS (CHIEFS)

DATE	OPPONENT	P/S	TACKLES								INTERCEPTIONS					O. FUMB				ST				MISC		W/L	SCORE					
			TK	S	A	SK	YDS	TFL	YDS	QBH	NO	YDS	LG	TD	PD	FF	FR	TD	YDS	TK	S	A	FF	FR	S			A				
09/07	Lions	P	0	0	0	0.0	0.0	0	0	0	0	0	0	0	0	0	0	0	0	0	0	0	0	0	0	0	0	0	0	0	L	20-21
09/17	at Jaguars	P	0	0	0	0.0	0.0	0	0	0	0	0	0	0	0	0	0	0	0	0	0	0	0	0	0	0	0	0	0	0	W	17-9
09/24	Bears	P	0	0	0	0.0	0.0	0	0	0	0	0	0	0	0	0	0	0	0	0	0	0	0	0	0	0	0	0	0	0	W	41-10
10/01	at Jets	P	0	0	0	0.0	0.0	0	0	0	0	0	0	0	0	0	0	0	0	0	0	0	0	0	0	0	0	0	0	0	W	23-20
10/08	at Vikings	P	0	0	0	0.0	0.0	0	0	0	0	0	0	0	0	0	0	0	0	0	0	0	0	0	0	0	0	0	0	0	W	27-20
10/12	Broncos	P	0	0	0	0.0	0.0	0	0	0	0	0	0	0	0	0	0	0	0	0	0	0	0	0	0	0	0	0	0	0	W	19-8
10/22	Chargers	P	0	0	0	0.0	0.0	0	0	0	0	0	0	0	0	0	0	0	0	0	0	0	0	0	0	0	0	0	0	0	W	31-17
10/29	at Broncos	P	0	0	0	0.0	0.0	0	0	0	0	0	0	0	0	0	0	0	0	0	0	0	0	0	0	0	0	0	0	0	L	9-24
11/05	Dolphins	P	0	0	0	0.0	0.0	0	0	0	0	0	0	0	0	0	0	0	0	0	0	0	0	0	0	0	0	0	0	0	W	21-14
11/20	Eagles	P	0	0	0	0.0	0.0	0	0	0	0	0	0	0	0	0	0	0	0	0	0	0	0	0	0	0	0	0	0	0	L	17-21
11/26	at Raiders	P	0	0	0	0.0	0.0	0	0	0	0	0	0	0	0	0	0	0	0	0	0	0	0	0	0	0	0	0	0	0	W	31-17
12/03	at Packers	P	0	0	0	0.0	0.0	0	0	0	0	0	0	0	0	0	0	0	0	0	0	0	0	0	0	0	0	0	0	0	L	19-27
12/10	Bills	P	0	0	0	0.0	0.0	0	0	0	0	0	0	0	0	0	0	0	0	0	0	0	0	0	0	0	0	0	0	0	L	17-20
12/17	at Patriots	P	0	0	0	0.0	0.0	0	0	0	0	0	0	0	0	0	0	0	0	0	0	0	0	0	0	0	0	0	0	0	W	27-17
12/25	Raiders	P	0	0	0	0.0	0.0	0	0	0	0	0	0	0	0	0	0	0	0	0	0	0	0	0	0	0	0	0	0	0	L	14-20
12/31	Bengals	P	0	0	0	0.0	0.0	0	0	0	0	0	0	0	0	0	0	0	0	0	0	0	0	0	0	0	0	0	0	0	W	25-17
01/07	at Chargers	S	12	11	1	0.0	0.0	0	0	0	0	0	0	0	0	0	0	0	0	0	0	0	0	0	0	0	0	0	0	0	W	13-12
2023 TOTALS		17-1	12	11	1	0.0	0.0	0	0	0	0	0	0	0	0	0	0	0	0	0	0	0	0	0	0	0	0	0	0	0	0	11-6

2024 GAME-BY-GAME REGULAR-SEASON STATISTICS (CHIEFS)

DATE	OPPONENT	P/S	TACKLES								INTERCEPTIONS					O. FUMB				ST				MISC		W/L	SCORE					
			TK	S	A	SK	YDS	TFL	YDS	QBH	NO	YDS	LG	TD	PD	FF	FR	TD	YDS	TK	S	A	FF	FR	S			A				
09/05	Ravens	P	0	0	0	0.0	0.0	0	0	0	0	0	0	0	0	0	0	0	0	0	0	0	0	0	0	0	0	0	0	W	27-20	
09/15	Bengals	P	0	0	0	0.0	0.0	0	0	0	0	0	0	0	0	0	0	0	0	0	0	0	0	0	0	0	0	0	0	0	W	26-25
09/22	at Falcons	P	0	0	0	0.0	0.0	0	0	0	0	0	0	0	0	0	0	0	0	0	0	0	0	0	0	0	0	0	0	0	W	22-17
2024 TOTALS		3-0	0	0	0	0.0	0.0	0	0	0	0	0	0	0	0	0	0	0	0	0	0	0	0	0	0	0	0	0	0	0	0	3-0

2023 GAME-BY-GAME POSTSEASON STATISTICS (CHIEFS)

DATE	OPPONENT	P/S	TACKLES								INTERCEPTIONS					O. FUMB				ST				MISC		W/L	SCORE					
			TK	S	A	SK	YDS	TFL	YDS	QBH	NO	YDS	LG	TD	PD	FF	FR	TD	YDS	TK	S	A	FF	FR	S			A				
01/13	Dolphins	P	0	0	0	0.0	0.0	0	0	0	0	0	0	0	0	0	0	0	0	0	0	0	0	0	0	0	0	0	0	0	W	26-7
01/21	at Bills																														W	27-24
01/28	at Ravens																														W	17-10
02/11	49ers																														W	25-22+
2023 TOTALS		1-0	0	0	0	0.0	0.0	0	0	0	0	0	0	0	0	0	0	0	0	0	0	0	0	0	0	0	0	0	0	0	0	4-0

+ - Overtime






CHRIS JONES

DEFENSIVE TACKLE #95

MISSISSIPPI STATE



9TH YEAR IN THE NFL

9TH YEAR WITH THE CHIEFS

HEIGHT: 6'6"
WEIGHT: 310 LBS
DRAFTED: D2-16
BIRTHDAY: 7/3/94

- 👁 Jones enters his ninth season with the Chiefs in 2024.
- 👁 Originally entered the NFL as a second-round pick (37th overall) by the Kansas City Chiefs in the 2016 NFL Draft.

Career Highlights:

- 👁 Tied with DE George Karlaftis to lead the defense in sacks for sixth-consecutive season with 10.5 sacks (-71.5 yards). Led the team in sacks with 15.5 sacks (-105.5 yards) in 2022, tying his career-high set in 2018. Recorded double-digit sacks in back-to-back seasons (15.5, 2022; 10.5, 2023). It was his third season with double-digit sacks (2023, 2022 and 2018).
- 👁 Jones and Karlaftis led the defense to 57.0 sacks in 2023, the second-most sacks by a defensive unit in Chiefs history.
- 👁 Jones has tallied 75.5 career sacks (-528.5 yards), which is the second-most in the NFL amongst DTs since entering the league in 2016 and the eighth-most amongst all defenders since 2016.
- 👁 Jones' 75.5 sacks are the fifth-most sacks in franchise history since sacks became an official stat in 1982. His 528.5 sack yards are the third-most in franchise history.
- 👁 Established a single-game career-high with 3.5 sacks (-20.0 yards) of Dallas QB Dak Prescott in Week 11 (11/21/21), including sacks on back-to-back plays in the second quarter with a forced fumble on the second of the two sacks. In addition to a single-game career-high, it marked the club's first time having a player record 3.5 or more sacks in a game since OLB Dee Ford recorded 3.5 sacks at Indianapolis on Oct. 30, 2016. It tied for the ninth-best single-game sack performance in team history. For Jones, it marked his 11th-career multi-sack performance and his first multi-sack game since recording 2.0 sacks vs. Cleveland (9/12/21) to open the 2021 season.
- 👁 In 2018, he recorded at least one sack in 11-consecutive games becoming the first player to do so in NFL history.
- 👁 Logged a career-high 15.5 sacks during the 2018 season, leading the Chiefs defense and ranking third in the NFL.

Postseason Career Highlights:

- 👁 Is one of six players to have been on the active roster for all three of the club's Super Bowl victories over the past five years (LV, LVII and LVIII). He is joined by G Nick Allegretti, K Harrison Butker, TE Travis Kelce, QB Patrick Mahomes and LS James Winchester.
- 👁 Helped propel the Chiefs to their third Super Bowl title in five years (LV, LVII and LVIII) with six quarterback pressures, two passes defended and .5 sacks in the 2023 postseason.
- 👁 Recorded his first postseason sack in the 2022 AFC Championship Game against the Cincinnati Bengals. He sacked Bengals QB Joe Burrow twice.

Honors:

- 👁 Selected to the Pro Bowl following the 2019, 2020, 2021, 2022 and 2023 seasons.
- 👁 Named an AP All-Pro following the 2023 (first-team), 2022 (first-team), 2018 (second-team), 2020 (second-team) and 2021 (second-team) seasons.
- 👁 Received PFWA All-AFC Team honors in 2018, 2019, 2020 and 2021.
- 👁 Received PFW/PFWA All-NFL Team honors following the 2022 and 2023 seasons.
- 👁 Received TSN All-NFL Team honors in 2020 and 2021.
- 👁 Was voted by teammates as a defensive team captain prior to the club's 2022 and 2023 playoff campaigns.
- 👁 2022 AFC Defensive Player of the Year Award (101 Awards).
- 👁 2021 Week 11 AFC Defensive Player of the Week.
- 👁 November 2018 AFC Player of the Month.
- 👁 2017 Week 2 AFC Defensive Player of the Week.
- 👁 2016 PFW All-Rookie Team.

Transactions:

Re-signed with the Chiefs (3/10/24) ... Re-signed with the Chiefs (9/12/23) ... Re-signed with the Chiefs (7/15/20) ... Originally entered the NFL as a second-round pick (37th overall) by the Kansas City Chiefs in the 2016 NFL Draft.

COLLEGE

Appeared in 39 games (16 starts) ... Totaled 102 tackles, including 18.0 tackles for loss and 8.5 sacks ... Tallied nine passes defended ... Named second-team All-American by Pro Football Focus in 2015.

PERSONAL

- 👁 Attended Houston High School.
- 👁 Rated by ESPN.com as the number six defensive end in the country his senior year.
- 👁 As a senior, led the team in tackles with 160 and recorded 14.0 sacks, 10 pass deflections, two fumble recoveries and a 74-yard



interception return for a touchdown.

- 🏈 Five-year letterman for his high school varsity basketball team.
- 🏈 Named to the Mississippi North/South All-Star Basketball Game for 2011.
- 🏈 Majored in communication at Mississippi State.
- 🏈 Hometown: Houston, Miss.

CHRIS JONES' NFL REGULAR SEASON DEFENSIVE STATISTICS

DATE	TEAM	GP	TACKLES								INTERCEPTIONS					O. FUMB				ST				MISC				
			GS	TK	S	A	TFL	YDS	SK	YDS	QBH	NO	YDS	LG	TD	PD	FF	FR	TD	YDS	TK	S	A	FF	FR	S	A	
2016	Chiefs	16	11	28	17	11	5	26	2.0	19.0	10	0	0	0	0	4	0	0	0	0	0	0	0	0	0	0	0	0
2017	Chiefs	16	7	32	22	10	5	24	6.5	42.0	13	1	-3	0	0	7	4	0	0	0	0	0	0	0	0	0	0	0
2018	Chiefs	16	11	40	35	5	19	112	15.5	122.0	29	1	20	20t	1	5	2	0	0	0	0	0	0	0	0	0	0	0
2019	Chiefs	13	12	36	23	13	8	63	9.0	75.0	20	0	0	0	0	4	1	1	0	12	0	0	0	0	0	0	0	0
2020	Chiefs	15	14	36	23	13	3	17	7.5	28.0	28	0	0	0	0	4	2	0	0	0	0	0	0	0	0	0	0	0
2021	Chiefs	14	14	27	18	9	8	53	9.0	65.5	17	0	0	0	0	5	1	1	0	-2	0	0	0	0	0	0	0	0
2022	Chiefs	17	17	44	30	14	17	94	15.5	105.5	29	0	0	0	0	4	2	1	0	2	0	0	0	0	0	0	0	0
2023	Chiefs	16	16	30	20	10	13	75	10.5	71.5	29	0	0	0	0	4	0	0	0	0	0	0	0	0	0	0	0	0
2024	Chiefs	3	3	5	1	4	1	6	1.0	6.0	3	0	0	0	0	1	0	0	0	0	0	0	0	0	0	0	0	0
NFL TOTALS		126	105	278	189	89	79	470	76.5	534.5	178	2	17	20T	1	37	13	3	0	12	0	0	0	0	0	0	0	0

CHRIS JONES' NFL POSTSEASON DEFENSIVE STATISTICS

DATE	TEAM	GP	TACKLES								INTERCEPTIONS					O. FUMB				ST				MISC					
			GS	TK	S	A	TFL	YDS	SK	YDS	QBH	NO	YDS	LG	TD	PD	FF	FR	TD	YDS	TK	S	A	FF	FR	S	A		
2016	Chiefs	1	1	2	1	1	0	0	0.0	0.0	0	0	0	0	0	2	0	0	0	0	0	0	0	0	0	0	0	0	0
2017	Chiefs	1	1	2	1	1	0	0	0.0	0.0	0	0	0	0	0	0	0	0	0	0	0	0	0	0	0	0	0	0	0
2018	Chiefs	2	1	0	0	0	0	0	0.0	0.0	1	0	0	0	0	4	0	0	0	0	0	0	0	0	0	0	0	0	0
2019	Chiefs	2	1	3	1	2	0	0	0.0	0.0	1	0	0	0	0	3	0	0	0	0	0	0	0	0	0	0	0	0	0
2020	Chiefs	3	3	9	4	5	0	0	0.0	0.0	2	0	0	0	0	0	0	0	0	0	0	0	0	0	0	0	0	0	0
2021	Chiefs	3	3	6	4	2	2	7	0.0	0.0	0	0	0	0	0	0	0	0	0	0	0	0	0	0	0	0	0	0	0
2022	Chiefs	3	3	8	6	2	3	16	2.0	13.0	6	0	0	0	0	0	0	0	0	0	0	0	0	0	0	0	0	0	0
2023	Chiefs	4	4	8	4	4	0	0	0.5	2.0	6	0	0	0	0	2	1	0	0	0	0	0	0	0	0	0	0	0	0
NFL TOTALS		19	17	38	21	17	5	23	2.5	15.0	16	0	0	0	0	11	1	0	0	0	0	0	0	0	0	0	0	0	0

SINGLE-GAME HIGHS: DEFENSIVE

Total Tackles	8 at Tennessee, Nov 10, 2019 6 at L.A. Rams, Nov 19, 2018 5 vs. Philadelphia, Nov 20, 2023 5 at Las Vegas, Jan 07, 2023 5 at Cincinnati, Dec 04, 2022 ...7 more at 5.	Tackles For Loss	4 vs. Philadelphia, Nov 20, 2023 3 at L.A. Chargers, Nov 20, 2022 3 vs. L.A. Chargers, Sep 15, 2022 3 at L.A. Rams, Nov 19, 2018 2 at Las Vegas, Jan 07, 2023 ...9 more at 2.
Solo Tackles	6 at L.A. Rams, Nov 19, 2018 5 vs. Philadelphia, Nov 20, 2023 5 at L.A. Chargers, Nov 20, 2022 4 at Denver, Dec 11, 2022 4 at Cincinnati, Jan 02, 2022 ...6 more at 4.	Interceptions	1 vs. Jacksonville, Oct 07, 2018 1 vs. Philadelphia, Sep 17, 2017
Sacks	3.5 vs. Dallas, Nov 21, 2021 3.0 vs. Philadelphia, Sep 17, 2017 2.5 at Las Vegas, Jan 07, 2023 2.5 vs. L.A. Chargers, Dec 13, 2018 2.0 vs. Philadelphia, Nov 20, 2023 ...9 more at 2.0.	Interception Return Yards	20 vs. Jacksonville, Oct 07, 2018
Passes Defensed	2 vs. Denver, Dec 05, 2021 2 at Las Vegas, Nov 14, 2021 2 at L.A. Chargers, Nov 18, 2019 ...3 more at 2.	Safeties	1 at Miami, Dec 13, 2020
Forced Fumbles	2 at Baltimore, Sep 28, 2020 2 vs. Philadelphia, Sep 17, 2017 1 vs. Baltimore, Sep 05, 2024 1 at San Francisco, Oct 23, 2022 ...7 more at 1.	Longest Opp Fumble Return	12 at Detroit, Sep 29, 2019 2 at Tampa Bay, Oct 02, 2022
Fumble Recoveries	1 vs. Dallas, Nov 21, 2021 1 at Detroit, Sep 29, 2019		



SINGLE-GAME HIGHS - POSTSEASON: DEFENSIVE

Total Tackles 5 at Tampa Bay, Feb 07, 2021
 4 vs. San Francisco, Feb 11, 2024
 4 vs. Cincinnati, Jan 29, 2023
 3 at Buffalo, Jan 21, 2024
 3 at Philadelphia, Feb 12, 2023
 ...2 more at 3.

Solo Tackles 3 vs. Cincinnati, Jan 29, 2023
 3 at Tampa Bay, Feb 07, 2021
 2 vs. San Francisco, Feb 11, 2024
 2 at Buffalo, Jan 21, 2024
 ...2 more at 2.

Sacks 2.0 vs. Cincinnati, Jan 29, 2023
 0.5 vs. Miami, Jan 13, 2024

Passes Defensed 3 vs. San Francisco, Feb 02, 2020
 3 vs. Indianapolis, Jan 12, 2019
 2 vs. Pittsburgh, Jan 15, 2017
 1 at Baltimore, Jan 28, 2024
 1 at Buffalo, Jan 21, 2024
 ...1 more at 1.

Forced Fumbles 1 at Buffalo, Jan 21, 2024

Tackles For Loss 3 vs. Cincinnati, Jan 29, 2023
 1 vs. Buffalo, Jan 23, 2022
 1 vs. Pittsburgh, Jan 16, 2022

2016 GAME-BY-GAME REGULAR-SEASON STATISTICS (CHIEFS)

DATE	OPPONENT	P/S	TACKLES							INTERCEPTIONS					O. FUMB				ST				MISC		W/L	SCORE		
			TK	S	A	SK	YDS	TFL	YDS	QBH	NO	YDS	LG	TD	PD	FF	FR	TD	YDS	TK	S	A	FF	FR			S	A
09/11	Chargers	P	0	0	0	0.0	0.0	0	0	0	0	0	0	0	0	0	0	0	0	0	0	0	0	0	0	0	W	33-27+
09/18	at Texans	P	2	0	2	0.0	0.0	0	0	0	0	0	0	0	0	0	0	0	0	0	0	0	0	0	0	0	L	12-19
09/25	Jets	P	1	0	1	0.0	0.0	0	0	0	0	0	0	0	0	0	0	0	0	0	0	0	0	0	0	W	24-3	
10/02	at Steelers	P	2	0	2	0.0	0.0	0	0	0	0	0	0	0	0	0	0	0	0	0	0	0	0	0	0	L	14-43	
10/16	at Raiders	P	2	1	1	0.0	0.0	1	3	0	0	0	0	0	0	0	0	0	0	0	0	0	0	0	0	W	26-10	
10/23	Saints	S	2	0	2	0.0	0.0	0	0	0	0	0	0	0	0	0	0	0	0	0	0	0	0	0	0	W	27-21	
10/30	at Colts	S	1	1	0	1.0	7.0	1	7	2	0	0	0	0	0	0	0	0	0	0	0	0	0	0	0	W	30-14	
11/06	Jaguars	S	2	1	1	0.0	0.0	0	0	0	0	0	0	0	0	0	0	0	0	0	0	0	0	0	0	W	19-14	
11/13	at Panthers	S	3	3	0	1.0	12.0	1	12	1	0	0	0	0	0	0	0	0	0	0	0	0	0	0	0	W	20-17	
11/20	Buccaneers	S	1	1	0	0.0	0.0	0	0	2	0	0	0	0	0	1	0	0	0	0	0	0	0	0	0	L	17-19	
11/27	at Broncos	S	1	1	0	0.0	0.0	1	1	0	0	0	0	0	0	1	0	0	0	0	0	0	0	0	0	W	30-27+	
12/04	at Falcons	S	0	0	0	0.0	0.0	0	0	2	0	0	0	0	0	0	0	0	0	0	0	0	0	0	0	W	29-28	
12/08	Raiders	S	5	3	2	0.0	0.0	0	0	1	0	0	0	0	0	0	0	0	0	0	0	0	0	0	0	W	21-13	
12/18	Titans	S	1	1	0	0.0	0.0	0	0	1	0	0	0	0	0	0	0	0	0	0	0	0	0	0	0	L	17-19	
12/25	Broncos	S	1	1	0	0.0	0.0	0	0	1	0	0	0	0	0	2	0	0	0	0	0	0	0	0	0	W	33-10	
01/01	at Chargers	S	4	4	0	0.0	0.0	1	3	0	0	0	0	0	0	0	0	0	0	0	0	0	0	0	0	W	37-27	
2016 TOTALS		16-11	28	17	11	2.0	19.0	5	26	10	0	0	0	0	4	0	0	0	0	0	0	0	0	0	0	12-4		

+ - Overtime

2017 GAME-BY-GAME REGULAR-SEASON STATISTICS (CHIEFS)

DATE	OPPONENT	P/S	TACKLES							INTERCEPTIONS					O. FUMB				ST				MISC		W/L	SCORE		
			TK	S	A	SK	YDS	TFL	YDS	QBH	NO	YDS	LG	TD	PD	FF	FR	TD	YDS	TK	S	A	FF	FR			S	A
09/07	at Patriots	S	0	0	0	0.0	0.0	0	0	0	0	0	0	0	0	0	0	0	0	0	0	0	0	0	0	0	W	42-27
09/17	Eagles	P	4	4	0	3.0	13.0	1	5	2	1	-3	-3	0	1	2	0	0	0	0	0	0	0	0	0	0	W	27-20
09/24	at Chargers	P	3	2	1	0.0	0.0	1	0	2	0	0	0	0	0	0	0	0	0	0	0	0	0	0	0	W	24-10	
10/02	Redskins	S	2	1	1	0.0	0.0	0	0	0	0	0	0	0	0	0	0	0	0	0	0	0	0	0	0	W	29-20	
10/08	at Texans	S	2	1	1	0.5	3.0	0	0	2	0	0	0	0	0	0	1	0	0	0	0	0	0	0	0	W	42-34	
10/15	Steelers	P	1	0	1	0.0	0.0	0	0	1	0	0	0	0	0	0	0	0	0	0	0	0	0	0	0	L	13-19	
10/19	at Raiders	P	2	2	0	0.0	0.0	0	0	0	0	0	0	0	0	1	0	0	0	0	0	0	0	0	0	L	30-31	
10/30	Broncos	P	3	1	2	0.0	0.0	0	0	1	0	0	0	0	0	0	0	0	0	0	0	0	0	0	0	W	29-19	
11/05	at Cowboys	P	1	0	1	0.0	0.0	0	0	0	0	0	0	0	0	2	0	0	0	0	0	0	0	0	0	L	17-28	
11/19	at Giants	S	4	2	2	0.0	0.0	0	0	0	0	0	0	0	0	1	0	0	0	0	0	0	0	0	0	L	9-12+	
11/26	Bills	S	1	1	0	0.0	0.0	0	0	0	0	0	0	0	0	1	0	0	0	0	0	0	0	0	0	L	10-16	
12/03	at Jets	S	2	1	1	0.0	0.0	0	0	0	0	0	0	0	0	0	0	0	0	0	0	0	0	0	0	L	31-38	
12/10	Raiders	P	2	2	0	1.0	7.0	2	10	2	0	0	0	0	0	0	0	0	0	0	0	0	0	0	0	W	26-15	
12/16	Chargers	P	2	2	0	1.0	9.0	1	9	2	0	0	0	0	0	0	0	0	0	0	0	0	0	0	0	W	30-13	
12/24	Dolphins	S	1	1	0	0.0	0.0	0	0	0	0	0	0	0	0	1	0	0	0	0	0	0	0	0	0	W	29-13	
12/31	at Broncos	P	2	2	0	1.0	10.0	0	0	1	0	0	0	0	0	1	0	0	0	0	0	0	0	0	0	W	27-24	
2017 TOTALS		16-7	32	22	10	6.5	42.0	5	24	13	1	-3	-3	0	7	4	0	0	0	0	0	0	0	0	0	10-6		

+ - Overtime



2018 GAME-BY-GAME REGULAR-SEASON STATISTICS (CHIEFS)

DATE	OPPONENT	P/S	TACKLES								INTERCEPTIONS					O. FUMB				ST				MISC		W/L	SCORE					
			TK	S	A	SK	YDS	TFL	YDS	QBH	NO	YDS	LG	TD	PD	FF	FR	TD	YDS	TK	S	A	FF	FR	S			A				
09/09	at Chargers	S	3	3	0	0.0	0.0	1	2	1	0	0	0	0	0	0	0	0	0	0	0	0	0	0	0	0	0	0	0	0	W	38-28
09/16	at Steelers	S	1	1	0	0.0	0.0	1	3	0	0	0	0	0	0	0	0	0	0	0	0	0	0	0	0	0	0	0	0	W	42-37	
09/23	49ers	S	3	3	0	0.0	0.0	1	8	0	0	0	0	0	0	0	0	0	0	0	0	0	0	0	0	0	0	0	W	38-27		
10/01	at Broncos	S	0	0	0	0.0	0.0	0	0	2	0	0	0	0	0	0	0	0	0	0	0	0	0	0	0	0	0	0	W	27-23		
10/07	Jaguars	S	1	1	0	1.0	6.0	1	6	1	1	20	20	1	1	0	0	0	0	0	0	0	0	0	0	0	0	0	W	30-14		
10/14	at Patriots	P	2	1	1	1.0	6.0	0	0	0	0	0	0	0	0	1	0	0	0	0	0	0	0	0	0	0	0	0	L	40-43		
10/21	Bengals	S	3	3	0	1.0	11.0	2	12	1	0	0	0	0	0	0	0	0	0	0	0	0	0	0	0	0	0	0	W	45-10		
10/28	Broncos	S	1	1	0	1.0	10.0	1	10	2	0	0	0	0	0	0	0	0	0	0	0	0	0	0	0	0	0	0	W	30-23		
11/04	at Browns	P	3	3	0	1.0	13.0	2	14	1	0	0	0	0	0	0	0	0	0	0	0	0	0	0	0	0	0	0	W	37-21		
11/11	Cardinals	S	3	2	1	2.0	21.0	1	7	3	0	0	0	0	2	1	0	0	0	0	0	0	0	0	0	0	0	0	W	26-14		
11/19	at Rams	S	6	6	0	2.0	13.0	3	14	4	0	0	0	0	1	0	0	0	0	0	0	0	0	0	0	0	0	0	L	51-54		
12/02	at Raiders	S	5	4	1	1.5	8.0	1	6	2	0	0	0	0	0	0	0	0	0	0	0	0	0	0	0	0	0	0	W	40-33		
12/09	Ravens	P	3	3	0	1.0	7.0	1	7	1	0	0	0	0	0	0	0	0	0	0	0	0	0	0	0	0	0	0	W	27-24+		
12/13	Chargers	S	3	2	1	2.5	15.5	2	13	8	0	0	0	0	1	0	0	0	0	0	0	0	0	0	0	0	0	0	L	28-29		
12/23	at Seahawks	P	3	2	1	1.5	11.5	2	10	3	0	0	0	0	0	0	0	0	0	0	0	0	0	0	0	0	0	0	L	31-38		
12/30	Raiders	P	0	0	0	0.0	0.0	0	0	0	0	0	0	0	0	0	0	0	0	0	0	0	0	0	0	0	0	0	W	35-3		
2018 TOTALS		16-11	40	35	5	15.5	122.0	19	112	29	1	20	20T	1	5	2	0	0	0	0	0	0	0	0	0	0	0	0	0	12-4		

+ - Overtime

2019 GAME-BY-GAME REGULAR-SEASON STATISTICS (CHIEFS)

DATE	OPPONENT	P/S	TACKLES								INTERCEPTIONS					O. FUMB				ST				MISC		W/L	SCORE				
			TK	S	A	SK	YDS	TFL	YDS	QBH	NO	YDS	LG	TD	PD	FF	FR	TD	YDS	TK	S	A	FF	FR	S			A			
09/08	at Jaguars	S	1	1	0	0.0	0.0	0	0	1	0	0	0	0	0	0	0	0	0	0	0	0	0	0	0	0	0	0	W	40-26	
09/15	at Raiders	S	5	3	2	1.0	6.0	1	6	3	0	0	0	0	1	0	0	0	0	0	0	0	0	0	0	0	0	0	W	28-10	
09/22	Ravens	S	2	1	1	0.0	0.0	0	0	0	0	0	0	0	0	0	0	0	0	0	0	0	0	0	0	0	0	0	W	33-28	
09/29	at Lions	S	2	2	0	1.0	10.0	1	10	1	0	0	0	0	0	0	1	0	12	0	0	0	0	0	0	0	0	0	W	34-30	
10/06	Colts	S	1	1	0	0.0	0.0	0	0	2	0	0	0	0	0	0	0	0	0	0	0	0	0	0	0	0	0	L	13-19		
10/13	Texans										INACTIVE																L	24-31			
10/17	at Broncos										INACTIVE																W	30-6			
10/27	Packers										INACTIVE																L	24-31			
11/03	Vikings	P	3	2	1	1.0	8.0	1	8	2	0	0	0	0	0	0	0	0	0	0	0	0	0	0	0	0	0	0	W	26-23	
11/10	at Titans	S	8	4	4	2.0	19.0	1	7	2	0	0	0	0	0	1	0	0	0	0	0	0	0	0	0	0	0	0	L	32-35	
11/18	at Chargers	S	0	0	0	0.0	0.0	0	0	1	0	0	0	0	2	0	0	0	0	0	0	0	0	0	0	0	0	0	W	24-17	
12/01	Raiders	S	5	2	3	1.0	2.0	1	2	1	0	0	0	0	1	0	0	0	0	0	0	0	0	0	0	0	0	0	W	40-9	
12/08	at Patriots	S	3	2	1	1.0	10.0	1	10	1	0	0	0	0	0	0	0	0	0	0	0	0	0	0	0	0	0	0	W	23-16	
12/15	Broncos	S	1	1	0	0.0	0.0	0	0	3	0	0	0	0	0	0	0	0	0	0	0	0	0	0	0	0	0	0	W	23-3	
12/22	at Bears	S	3	3	0	1.0	13.0	1	13	1	0	0	0	0	0	0	0	0	0	0	0	0	0	0	0	0	0	0	W	26-3	
12/29	Chargers	S	2	1	1	1.0	7.0	1	7	2	0	0	0	0	0	0	0	0	0	0	0	0	0	0	0	0	0	0	W	31-21	
2019 TOTALS		13-12	36	23	13	9.0	75.0	8	63	20	0	0	0	0	4	1	1	0	12	0	0	0	0	0	0	0	0	0	0	12-4	

2020 GAME-BY-GAME REGULAR-SEASON STATISTICS (CHIEFS)

DATE	OPPONENT	P/S	TACKLES								INTERCEPTIONS					O. FUMB				ST				MISC		W/L	SCORE			
			TK	S	A	SK	YDS	TFL	YDS	QBH	NO	YDS	LG	TD	PD	FF	FR	TD	YDS	TK	S	A	FF	FR	S			A		
09/10	Texans	S	4	3	1	1.5	2.0	0	0	2	0	0	0	0	0	0	0	0	0	0	0	0	0	0	0	0	0	0	W	34-20
09/20	at Chargers	S	3	2	1	0.0	0.0	0	0	2	0	0	0	0	0	0	0	0	0	0	0	0	0	0	0	0	0	0	W	23-20+
09/28	at Ravens	S	5	3	2	2.0	9.0	0	0	2	0	0	0	0	0	2	0	0	0	0	0	0	0	0	0	0	0	0	W	34-20
10/05	Patriots										INACTIVE																W	26-10		
10/11	Raiders	S	4	3	1	0.0	0.0	0	0	1	0	0	0	0	1	0	0	0	0	0	0	0	0	0	0	0	0	0	L	32-40
10/19	at Bills	S	2	0	2	0.0	0.0	0	0	0	0	0	0	0	0	0	0	0	0	0	0	0	0	0	0	0	0	0	W	26-17
10/25	at Broncos	S	3	1	2	1.0	8.0	1	8	2	0	0	0	0	0	0	0	0	0	0	0	0	0	0	0	0	0	0	W	43-16
11/01	Jets	S	1	1	0	0.0	0.0	0	0	3	0	0	0	0	0	0	0	0	0	0	0	0	0	0	0	0	0	0	W	35-9
11/08	Panthers	S	2	1	1	1.0	0.0	0	0	5	0	0	0	0	0	0	0	0	0	0	0	0	0	0	0	0	0	0	W	33-31
11/22	at Raiders	S	4	3	1	0.0	0.0	0	0	1	0	0	0	0	0	0	0	0	0	0	0	0	0	0	0	0	0	0	W	35-31
11/29	at Buccaneers	S	0	0	0	0.0	0.0	0	0	2	0	0	0	0	0	0	0	0	0	0	0	0	0	0	0	0	0	0	W	27-24
12/06	Broncos	S	3	1	2	0.0	0.0	0	0	1	0	0	0	0	1	0	0	0	0	0	0	0	0	0	0	0	0	0	W	22-16
12/13	at Dolphins	S	4	4	0	1.0	6.0	1	6	1	0	0	0	0	1	0	0	0	0	0	0	0	0	0	0	0	0	0	W	33-27
12/20	at Saints	S	0	0	0	0.0	0.0	0	0	2	0	0	0	0	0	0	0	0	0	0	0	0	0	0	0	0	0	0	W	32-29
12/27	Falcons	S	1	1	0	1.0	3.0	1	3	4	0	0	0	0	1	0	0	0	0	0	0	0	0	0	0	0	0	0	W	17-14
01/03	Chargers	P	0	0	0	0.0	0.0	0	0	0	0	0	0	0	0	0	0	0	0	0	0	0	0	0	0	0	0	L	21-38	
2020 TOTALS		15-14	36	23	13	7.5	28.0	3	17	28	0	0	0	0	4	2	0	0	0	0	0	0	0	0	0	0	0	0	14-2	

+ - Overtime



2016 GAME-BY-GAME POSTSEASON STATISTICS (CHIEFS)

DATE	OPPONENT	P/S	TACKLES							INTERCEPTIONS					O. FUMB				ST				MISC			SCORE		
			TK	S	A	SK	YDS	TFL	YDS	QBH	NO	YDS	LG	TD	PD	FF	FR	TD	YDS	TK	S	A	FF	FR	S		A	W/L
01/15	Steelers	S	2	1	1	0.0	0.0	0	0	0	0	0	0	0	2	0	0	0	0	0	0	0	0	0	0	0	L	16-18
2016 TOTALS		1-1	2	1	1	0.0	0.0	0	0	0	0	0	0	2	0	0	0	0	0	0	0	0	0	0	0	0-1		

2017 GAME-BY-GAME POSTSEASON STATISTICS (CHIEFS)

DATE	OPPONENT	P/S	TACKLES							INTERCEPTIONS					O. FUMB				ST				MISC			SCORE	
			TK	S	A	SK	YDS	TFL	YDS	QBH	NO	YDS	LG	TD	PD	FF	FR	TD	YDS	TK	S	A	FF	FR	S		A
01/06	Titans	S	2	1	1	0.0	0.0	0	0	0	0	0	0	0	0	0	0	0	0	0	0	0	0	0	0	L	21-22
2017 TOTALS		1-1	2	1	1	0.0	0	0	0	0	0	0	0	0	0	0	0	0	0	0	0	0	0	0	0-1		

2018 GAME-BY-GAME POSTSEASON STATISTICS (CHIEFS)

DATE	OPPONENT	P/S	TACKLES							INTERCEPTIONS					O. FUMB				ST				MISC			SCORE	
			TK	S	A	SK	YDS	TFL	YDS	QBH	NO	YDS	LG	TD	PD	FF	FR	TD	YDS	TK	S	A	FF	FR	S		A
01/12	Colts	P	0	0	0	0.0	0.0	0	0	1	0	0	0	3	0	0	0	0	0	0	0	0	0	0	0	W	31-13
01/20	Patriots	S	0	0	0	0.0	0.0	0	0	0	0	0	1	0	0	0	0	0	0	0	0	0	0	0	L	31-37+	
2018 TOTALS		2-1	0	0	0	0.0	0.0	0	0	1	0	0	4	0	0	0	0	0	0	0	0	0	0	0	1-1		

+ - Overtime

2019 GAME-BY-GAME POSTSEASON STATISTICS (CHIEFS)

DATE	OPPONENT	P/S	TACKLES							INTERCEPTIONS					O. FUMB				ST				MISC			SCORE	
			TK	S	A	SK	YDS	TFL	YDS	QBH	NO	YDS	LG	TD	PD	FF	FR	TD	YDS	TK	S	A	FF	FR	S		A
01/12	Texans		INACTIVE																		W	51-31					
01/19	Titans	P	2	1	1	0.0	0.0	0	0	1	0	0	0	0	0	0	0	0	0	0	0	0	0	0	0	W	35-24
02/02	49ers	S	1	0	1	0.0	0.0	0	0	0	0	0	3	0	0	0	0	0	0	0	0	0	0	0	W	31-20	
2019 TOTALS		2-1	3	1	2	0.0	0.0	0	0	1	0	0	3	0	0	0	0	0	0	0	0	0	0	0	3-0		

2020 GAME-BY-GAME POSTSEASON STATISTICS (CHIEFS)

DATE	OPPONENT	P/S	TACKLES							INTERCEPTIONS					O. FUMB				ST				MISC			SCORE	
			TK	S	A	SK	YDS	TFL	YDS	QBH	NO	YDS	LG	TD	PD	FF	FR	TD	YDS	TK	S	A	FF	FR	S		A
01/17	Browns	S	3	1	2	0.0	0.0	0	0	1	0	0	0	0	0	0	0	0	0	0	0	0	0	0	0	W	22-17
01/24	Bills	S	1	0	1	0.0	0.0	0	0	1	0	0	0	0	0	0	0	0	0	0	0	0	0	0	0	W	38-24
02/07	at Buccaneers	S	5	3	2	0.0	0.0	0	0	0	0	0	0	0	0	0	0	0	0	0	0	0	0	0	L	9-31	
2020 TOTALS		3-3	9	4	5	0.0	0.0	0	0	2	0	0	0	0	0	0	0	0	0	0	0	0	0	0	2-1		

2021 GAME-BY-GAME POSTSEASON STATISTICS (CHIEFS)

DATE	OPPONENT	P/S	TACKLES							INTERCEPTIONS					O. FUMB				ST				MISC			SCORE	
			TK	S	A	SK	YDS	TFL	YDS	QBH	NO	YDS	LG	TD	PD	FF	FR	TD	YDS	TK	S	A	FF	FR	S		A
01/16	Steelers	S	2	1	1	0.0	0.0	1	0	0	0	0	0	0	0	0	0	0	0	0	0	0	0	0	0	W	42-21
01/23	Bills	S	1	1	0	0.0	0.0	1	7	0	0	0	0	0	0	0	0	0	0	0	0	0	0	0	0	W	42-36+
01/30	Bengals	S	3	2	1	0.0	0.0	0	0	0	0	0	0	0	0	0	0	0	0	0	0	0	0	0	L	24-27+	
2021 TOTALS		3-3	6	4	2	0.0	0.0	2	7	0	0	0	0	0	0	0	0	0	0	0	0	0	0	0	2-1		

+ - Overtime

2022 GAME-BY-GAME POSTSEASON STATISTICS (CHIEFS)

DATE	OPPONENT	P/S	TACKLES							INTERCEPTIONS					O. FUMB				ST				MISC			SCORE	
			TK	S	A	SK	YDS	TFL	YDS	QBH	NO	YDS	LG	TD	PD	FF	FR	TD	YDS	TK	S	A	FF	FR	S		A
01/21	Jaguars	S	1	1	0	0.0	0.0	0	0	1	0	0	0	0	0	0	0	0	0	0	0	0	0	0	0	W	27-20
01/29	Bengals	S	4	3	1	2.0	13.0	3	16	5	0	0	0	0	0	0	0	0	0	0	0	0	0	0	0	W	23-20
02/12	at Eagles	S	3	2	1	0.0	0.0	0	0	0	0	0	0	0	0	0	0	0	0	0	0	0	0	0	0	W	38-35
2022 TOTALS		3-3	8	6	2	2.0	13.0	3	16	6	0	0	0	0	0	0	0	0	0	0	0	0	0	0	3-0		

2023 GAME-BY-GAME POSTSEASON STATISTICS (CHIEFS)

DATE	OPPONENT	P/S	TACKLES							INTERCEPTIONS					O. FUMB				ST				MISC			SCORE	
			TK	S	A	SK	YDS	TFL	YDS	QBH	NO	YDS	LG	TD	PD	FF	FR	TD	YDS	TK	S	A	FF	FR	S		A
01/13	Dolphins	S	1	0	1	0.5	2.0	0	0	2	0	0	0	0	0	0	0	0	0	0	0	0	0	0	0	W	26-7
01/21	at Bills	S	3	2	1	0.0	0.0	0	0	1	0	0	0	1	1	0	0	0	0	0	0	0	0	0	0	W	27-24
01/28	at Ravens	S	0	0	0	0.0	0.0	0	0	1	0	0	0	1	0	0	0	0	0	0	0	0	0	0	0	W	17-10
02/11	49ers	S	4	2	2	0.0	0.0	0	0	2	0	0	0	0	0	0	0	0	0	0	0	0	0	0	0	W	25-22+
2023 TOTALS		4-4	8	4	4	0.5	2.0	0	0	6	0	0	0	2	1	0	0	0	0	0	0	0	0	0	4-0		

+ - Overtime





GEORGE KARLAFTIS



DEFENSIVE END #56
PURDUE

3RD YEAR IN THE NFL

3RD YEAR WITH THE CHIEFS

HEIGHT: 6'4"
WEIGHT: 263 LBS
DRAFTED: D1B-22
BIRTHDAY: 4/3/01

- 👁️ Karlaftis enters his third season with the Chiefs in 2024.
- 👁️ Originally entered the NFL as the second of two first-round picks (30th overall) by the Kansas City Chiefs in the 2022 NFL Draft.

Career Highlights:

- 👁️ Recorded double-digit sacks (10.5) in 2023, tying with DT Chris Jones for the most amongst the defense.
- 👁️ Totaled 16.5 sacks in his first two seasons, the third-most in a Chiefs player's first two seasons.
- 👁️ In 2022, George Karlaftis became the 19th player in

franchise history to start all regular season games in their rookie season. Karlaftis joined C Creed Humphrey and G Trey Smith to be the first three to start 17 games in their rookie season since the NFL added a 17th regular season game in the 2021 season.

- 👁️ As a rookie, finished the 2022 season with the second-most sacks on the team (6.0) behind DT Chris Jones (15.5).

Transactions:

Originally entered the NFL as the second of two first-round picks (30th overall) by the Kansas City Chiefs in the 2022 NFL Draft.

COLLEGE

Three-year letterwinner at Purdue ... Played 27 games, logging 99 tackles (64 solo), including 30.5 for a loss of 143.0 yards ... Recorded 14.5 sacks (-80.0 yards), one interception, five passes defended, four forced fumbles and two fumble recoveries ... Earned second-team All-Big Ten, as well as Academic All-Big Ten honors in 2020 ... Named first-team *Associated Press* Freshman All-American as a freshman in 2019.

PERSONAL

- 👁️ Selected to play in 2019 U.S. Army All-American Bowl, where he received national Defensive Player of the Year honor.
- 👁️ Team went 15-0 in 2018, winning Indiana Class 3A state championship.
- 👁️ Indiana Class 3A Player of the Year.
- 👁️ 2018 Top 50 All-Indiana by Indiana Football Coaches Association.
- 👁️ *Associated Press* All-State Class 3A as a senior.
- 👁️ 2018 IndyStar Mr. Football Defensive Lineman of the Year.
- 👁️ According to MaxPreps, finished his senior season with 106 tackles, including 56 for loss and 17.5 sacks.
- 👁️ Via MaxPreps, he finished his prep career with 332 tackles, including 84 tackles for loss and 41.0 sacks.
- 👁️ Back-to-back state champion in shot put - 59 feet, 5 1/2 inches as a sophomore and 60 feet, 1/2 inch as a junior.
- 👁️ Moved to West Lafayette, Indiana, from Athens, Greece, in eighth grade, when he began playing football.

GEORGE KARLAFTIS' NFL REGULAR SEASON DEFENSIVE STATISTICS

DATE	TEAM	GP	GS	TACKLES							INTERCEPTIONS					O. FUMB				ST				MISC						
				TK	S	A	TFL	YDS	SK	YDS	QBH	NO	YDS	LG	TD	PD	FF	FR	TD	YDS	TK	S	A	FF	FR	S	A			
2022	Chiefs	17	17	33	18	15	8	38	6.0	40.0	11	0	0	0	0	7	0	2	0	0	0	0	0	0	0	0	0	0	0	0
2023	Chiefs	16	16	47	29	18	7	50	10.5	55.5	17	0	0	0	0	3	1	0	0	0	0	0	0	0	0	0	0	0	0	
2024	Chiefs	3	3	7	4	3	2	4	1.0	3.0	5	0	0	0	0	0	0	0	0	0	0	0	0	0	0	0	0	0		
NFL TOTALS		36	36	87	51	36	17	92	17.5	98.5	33	0	0	0	0	10	1	2	0	0	0	0	0	0	0	0	0	0	0	

GEORGE KARLAFTIS' NFL POSTSEASON DEFENSIVE STATISTICS

DATE	TEAM	GP	GS	TACKLES							INTERCEPTIONS					O. FUMB				ST				MISC				
				TK	S	A	TFL	YDS	SK	YDS	QBH	NO	YDS	LG	TD	PD	FF	FR	TD	YDS	TK	S	A	FF	FR	S	A	
2022	Chiefs	3	3	4	2	2	1	4	1.0	4.0	1	0	0	0	0	0	0	0	0	0	0	0	0	0	0	0	0	0
2023	Chiefs	4	4	19	10	9	3	12	3.0	15.0	7	0	0	0	0	1	0	2	0	0	0	0	0	0	0	0	0	0
NFL TOTALS		7	7	23	12	11	4	16	4.0	19.0	8	0	0	0	0	1	0	2	0	0	0	0	0	0	0	0	0	0



SINGLE-GAME HIGHS: DEFENSIVE

Total Tackles	7 at Denver, Oct 29, 2023 7 vs. Detroit, Sep 07, 2023 5 vs. Cincinnati, Dec 31, 2023 5 at Indianapolis, Sep 25, 2022 4 at Jacksonville, Sep 17, 2023	Forced Fumbles	1 at Denver, Oct 29, 2023
Solo Tackles	4 vs. Cincinnati, Dec 31, 2023 4 at Denver, Oct 29, 2023 3 at Las Vegas, Nov 26, 2023 3 vs. Detroit, Sep 07, 2023 ...1 more at 3.	Fumble Recoveries	1 at Las Vegas, Jan 07, 2023 1 vs. Denver, Jan 01, 2023 1 at Atlanta, Sep 22, 2024 1 vs. Cincinnati, Sep 15, 2024 1 vs. Cincinnati, Dec 31, 2023 ...14 more at 1.
Sacks	2.5 at Denver, Oct 29, 2023 1.5 vs. Cincinnati, Dec 31, 2023 1.5 at Jacksonville, Sep 17, 2023 1.0 vs. Cincinnati, Sep 15, 2024 1.0 vs. Buffalo, Dec 10, 2023 ...8 more at 1.0.	Tackles For Loss	
Passes Defensed	2 vs. Denver, Oct 12, 2023 2 vs. Jacksonville, Nov 13, 2022 1 vs. Detroit, Sep 07, 2023 1 vs. Seattle, Dec 24, 2022 ...4 more at 1.		

SINGLE-GAME HIGHS - POSTSEASON: DEFENSIVE

Total Tackles	6 vs. Miami, Jan 13, 2024 5 vs. San Francisco, Feb 11, 2024 4 at Baltimore, Jan 28, 2024 4 at Buffalo, Jan 21, 2024 2 at Philadelphia, Feb 12, 2023	Passes Defensed	1 at Buffalo, Jan 21, 2024
Solo Tackles	3 at Baltimore, Jan 28, 2024 3 vs. Miami, Jan 13, 2024 2 vs. San Francisco, Feb 11, 2024 2 at Buffalo, Jan 21, 2024 1 at Philadelphia, Feb 12, 2023 ...1 more at 1.	Fumble Recoveries	1 vs. San Francisco, Feb 11, 2024 1 at Baltimore, Jan 28, 2024 1 at Baltimore, Jan 28, 2024 1 at Buffalo, Jan 21, 2024 1 vs. Miami, Jan 13, 2024 ...1 more at 1.
Sacks	1.5 vs. Miami, Jan 13, 2024 1.0 at Baltimore, Jan 28, 2024 1.0 vs. Cincinnati, Jan 29, 2023 0.5 vs. San Francisco, Feb 11, 2024	Tackles For Loss	

2022 GAME-BY-GAME REGULAR-SEASON STATISTICS (CHIEFS)

DATE	OPPONENT	P/S	TACKLES									INTERCEPTIONS					O. FUMB				ST				MISC		W/L	SCORE
			TK	S	A	SK	YDS	TFL	YDS	QBH	NO	YDS	LG	TD	PD	FF	FR	TD	YDS	TK	S	A	FF	FR	S	A		
09/11	at Cardinals	S	1	1	0	0.0	0.0	0	0	1	0	0	0	0	1	0	0	0	0	0	0	0	0	0	0	0	W	44-21
09/15	Chargers	S	1	1	0	0.0	0.0	0	0	1	0	0	0	0	1	0	0	0	0	0	0	0	0	0	0	0	W	27-24
09/25	at Colts	S	5	1	4	0.0	0.0	0	0	0	0	0	0	0	0	0	0	0	0	0	0	0	0	0	0	0	L	17-20
10/02	at Buccaneers	S	2	2	0	0.0	0.0	1	4	0	0	0	0	0	0	0	0	0	0	0	0	0	0	0	0	0	W	41-31
10/10	Raiders	S	1	0	1	0.5	3.5	0	0	1	0	0	0	0	0	0	0	0	0	0	0	0	0	0	0	0	W	30-29
10/16	Bills	S	2	1	1	0.0	0.0	0	0	0	0	0	0	0	0	0	0	0	0	0	0	0	0	0	0	0	L	20-24
10/23	at 49ers	S	2	0	2	0.0	0.0	0	0	1	0	0	0	0	1	0	0	0	0	0	0	0	0	0	0	0	W	44-23
11/06	Titans	S	2	1	1	0.0	0.0	0	0	0	0	0	0	0	0	0	0	0	0	0	0	0	0	0	0	0	W	20-17+
11/13	Jaguars	S	2	0	2	0.0	0.0	0	0	0	0	0	0	0	2	0	0	0	0	0	0	0	0	0	0	0	W	27-17
11/20	at Chargers	S	0	0	0	0.0	0.0	0	0	1	0	0	0	0	0	0	0	0	0	0	0	0	0	0	0	0	W	30-27
11/27	Rams	S	1	1	0	1.0	10.0	1	10	1	0	0	0	0	0	0	0	0	0	0	0	0	0	0	0	0	W	26-10
12/04	at Bengals	S	3	3	0	1.0	7.0	1	7	1	0	0	0	0	0	0	0	0	0	0	0	0	0	0	0	0	L	24-27
12/11	at Broncos	S	3	1	2	1.0	4.0	1	4	1	0	0	0	0	1	0	0	0	0	0	0	0	0	0	0	0	W	34-28
12/18	at Texans	S	2	2	0	0.0	0.0	1	0	0	0	0	0	0	0	0	0	0	0	0	0	0	0	0	0	0	W	30-24+
12/24	Seahawks	S	1	1	0	1.0	9.0	1	9	1	0	0	0	0	1	0	0	0	0	0	0	0	0	0	0	0	W	24-10
01/01	Broncos	S	2	1	1	1.0	3.0	1	3	1	0	0	0	0	0	0	1	0	0	0	0	0	0	0	0	0	W	27-24
01/07	at Raiders	S	3	2	1	0.5	3.5	1	1	1	0	0	0	0	0	0	1	0	0	0	0	0	0	0	0	0	W	31-13
2022 TOTALS		17-17	33	18	15	6.0	40.0	8	38	11	0	0	0	0	7	0	2	0	0	0	0	0	0	0	0	0	0	14-3

+ - Overtime



2023 GAME-BY-GAME REGULAR-SEASON STATISTICS (CHIEFS)

DATE	OPPONENT	P/S	TACKLES							INTERCEPTIONS					O. FUMB				ST				MISC		W/L	SCORE		
			TK	S	A	SK	YDS	TFL	YDS	QBH	NO	YDS	LG	TD	PD	FF	FR	TD	YDS	TK	S	A	FF	FR			S	A
09/07	Lions	S	7	3	4	0.0	0.0	1	10	0	0	0	0	1	0	0	0	0	0	0	0	0	0	0	0	0	L	20-21
09/17	at Jaguars	S	4	1	3	1.5	9.0	1	7	2	0	0	0	0	0	0	0	0	0	0	0	0	0	0	0	W	17-9	
09/24	Bears	S	2	1	1	0.5	0.0	0	0	1	0	0	0	0	0	0	0	0	0	0	0	0	0	0	0	W	41-10	
10/01	at Jets	S	1	1	0	0.0	0.0	0	0	1	0	0	0	0	0	0	0	0	0	0	0	0	0	0	0	W	23-20	
10/08	at Vikings	S	1	1	0	0.0	0.0	0	0	0	0	0	0	0	0	0	0	0	0	0	0	0	0	0	0	W	27-20	
10/12	Broncos	S	3	2	1	0.5	3.5	0	0	1	0	0	0	0	2	0	0	0	0	0	0	0	0	0	0	W	19-8	
10/22	Chargers	S	3	1	2	1.0	6.0	1	6	1	0	0	0	0	0	0	0	0	0	0	0	0	0	0	0	W	31-17	
10/29	at Broncos	S	7	4	3	2.5	9.5	1	3	3	0	0	0	0	0	1	0	0	0	0	0	0	0	0	0	L	9-24	
11/05	Dolphins	S	1	1	0	0.0	0.0	0	0	1	0	0	0	0	0	0	0	0	0	0	0	0	0	0	0	W	21-14	
11/20	Eagles	S	3	2	1	1.0	0.0	0	0	1	0	0	0	0	0	0	0	0	0	0	0	0	0	0	0	L	17-21	
11/26	at Raiders	S	3	3	0	1.0	13.0	1	13	1	0	0	0	0	0	0	0	0	0	0	0	0	0	0	0	W	31-17	
12/03	at Packers	S	2	1	1	0.0	0.0	0	0	0	0	0	0	0	0	0	0	0	0	0	0	0	0	0	0	L	19-27	
12/10	Bills	S	3	2	1	1.0	5.0	1	5	2	0	0	0	0	0	0	0	0	0	0	0	0	0	0	0	L	17-20	
12/17	at Patriots	S	1	1	0	0.0	0.0	0	0	0	0	0	0	0	0	0	0	0	0	0	0	0	0	0	0	W	27-17	
12/25	Raiders	S	1	1	0	0.0	0.0	0	0	0	0	0	0	0	0	0	0	0	0	0	0	0	0	0	0	L	14-20	
12/31	Bengals	S	5	4	1	1.5	9.5	1	6	3	0	0	0	0	0	0	0	0	0	0	0	0	0	0	0	W	25-17	
01/07	at Chargers		DID NOT PLAY																				W	13-12				
2023 TOTALS			16-16	47	29	18	10.5	55.5	7	50	17	0	0	0	0	3	1	0	0	0	0	0	0	0	0	0	11-6	

2024 GAME-BY-GAME REGULAR-SEASON STATISTICS (CHIEFS)

DATE	OPPONENT	P/S	TACKLES							INTERCEPTIONS					O. FUMB				ST				MISC		W/L	SCORE		
			TK	S	A	SK	YDS	TFL	YDS	QBH	NO	YDS	LG	TD	PD	FF	FR	TD	YDS	TK	S	A	FF	FR			S	A
09/05	Ravens	S	2	1	1	0.0	0.0	0	0	1	0	0	0	0	0	0	0	0	0	0	0	0	0	0	0	0	W	27-20
09/15	Bengals	S	3	2	1	1.0	3.0	1	3	2	0	0	0	0	0	0	0	0	0	0	0	0	0	0	0	0	W	26-25
09/22	at Falcons	S	2	1	1	0.0	0.0	1	1	2	0	0	0	0	0	0	0	0	0	0	0	0	0	0	0	0	W	22-17
2024 TOTALS			3-3	7	4	3	1.0	3.0	2	4	5	0	0	0	0	0	0	0	0	0	0	0	0	0	0	0	3-0	

2022 GAME-BY-GAME POSTSEASON STATISTICS (CHIEFS)

DATE	OPPONENT	P/S	TACKLES							INTERCEPTIONS					O. FUMB				ST				MISC		W/L	SCORE		
			TK	S	A	SK	YDS	TFL	YDS	QBH	NO	YDS	LG	TD	PD	FF	FR	TD	YDS	TK	S	A	FF	FR			S	A
01/21	Jaguars	S	1	0	1	0.0	0.0	0	0	0	0	0	0	0	0	0	0	0	0	0	0	0	0	0	0	0	W	27-20
01/29	Bengals	S	1	1	0	1.0	4.0	1	4	1	0	0	0	0	0	0	0	0	0	0	0	0	0	0	0	0	W	23-20
02/12	at Eagles	S	2	1	1	0.0	0.0	0	0	0	0	0	0	0	0	0	0	0	0	0	0	0	0	0	0	0	W	38-35
2022 TOTALS			3-3	4	2	2	1.0	4.0	1	4	1	0	0	0	0	0	0	0	0	0	0	0	0	0	0	0	3-0	

2023 GAME-BY-GAME POSTSEASON STATISTICS (CHIEFS)

DATE	OPPONENT	P/S	TACKLES							INTERCEPTIONS					O. FUMB				ST				MISC		W/L	SCORE		
			TK	S	A	SK	YDS	TFL	YDS	QBH	NO	YDS	LG	TD	PD	FF	FR	TD	YDS	TK	S	A	FF	FR			S	A
01/13	Dolphins	S	6	3	3	1.5	9.0	1	7	3	0	0	0	0	0	0	0	0	0	0	0	0	0	0	0	0	W	26-7
01/21	at Bills	S	4	2	2	0.0	0.0	1	1	0	0	0	0	0	1	0	0	0	0	0	0	0	0	0	0	0	W	27-24
01/28	at Ravens	S	4	3	1	1.0	4.0	1	4	1	0	0	0	0	0	0	1	0	0	0	0	0	0	0	0	0	W	17-10
02/11	49ers	S	5	2	3	0.5	2.0	0	0	3	0	0	0	0	0	0	1	0	0	0	0	0	0	0	0	0	W	25-22+
2023 TOTALS			4-4	19	10	9	3.0	15.0	3	12	7	0	0	0	0	1	0	2	0	0	0	0	0	0	0	0	4-0	

+ - Overtime





TRAVIS KELCE

TIGHT END #87
CINCINNATI

12TH YEAR IN
THE NFL

12TH YEAR WITH
THE CHIEFS

HEIGHT: 6'5"
WEIGHT: 250 LBS
DRAFTED: D3A-13
BIRTHDAY: 10/5/89



- 👁️ Kelce enters his 12th season with the Chiefs in 2024.
- 👁️ Spent the majority of the 2013 season on the club's injured reserve list.
- 👁️ Originally entered the NFL as the first of two third-round picks (63rd overall) by the Kansas City Chiefs in the 2013 NFL Draft.

Career Highlights:

- 👁️ Kelce has caught a pass in 158 consecutive games, marking the longest streak in franchise history and besting PFHOF TE Tony Gonzalez's 131 consecutive games. He is three consecutive games behind WR DeAndre Hopkins (161) to be the active streak holder outright.
- 👁️ His 11,328 receiving yards are the most by any Chiefs player and the fourth-most by an NFL tight end. Passed 11,000 total yards Week 12 (11/26/23) in Las Vegas and finished the season with 11,342 combined yards. He is only the second player in Chiefs history to record more than 11,000 combined yards and is second only to Dante Hall (12,356).
- 👁️ Kelce owns 74 career receiving touchdowns, good for second in team history. He needs three more receiving touchdowns to best PFHOF TE Tony Gonzalez (76).
- 👁️ Between Kelce and QB Patrick Mahomes, the pair has 51 touchdown connections. Their 51 touchdown connections passed PFHOF QB Len Dawson and former WR Otis Taylor for most QB-pass catcher connections in Chiefs history. They are now tied with PFHOF QB Drew Brees and TE Jimmy Graham for the third-most QB-tight end touchdown connections in league history.
- 👁️ Kelce holds the record for most receptions by any NFL tight end in their first 10 seasons with 814 catches.
- 👁️ Kelce has caught 600 first down receptions, the fourth-most first down receptions by a tight end in NFL history.
- 👁️ Currently has 37 regular season games of 100 receiving yards or more, which is the most such games in team history and is the most 100-yard games by a tight end in league history.
- 👁️ His 157 receptions of 20 or more yards is a franchise best for all pass catchers. Has tallied 86 receptions of 25+ yards which is the third-most for a tight end in NFL history since 1994.
- 👁️ Kelce's ten consecutive seasons with 50+ receptions is tied for the top spot with WR Mike Evans for the most consecutive seasons among all active pass catchers in the league. With a 50+ reception season in 2024, Kelce would tie TE Tony Gonzalez for the most such seasons in Chiefs history. He currently holds the fourth-most 80+ reception seasons in the NFL (eight) and is tied for the second-most 90+ reception

seasons with six. He trails only former WR Larry Fitzgerald with eight seasons.

- 👁️ Kelce's three seasons of 100+ receptions is a franchise best for any pass catcher and a league best for all tight ends. He is the only tight end in NFL history with multiple 100+ reception seasons.
- 👁️ With 5,359 yards after catch, Kelce is ranked at the top amongst all tight ends in NFL history. With 5,359 career YAC after recording 463 in 2023, Kelce now owns the seventh-most YAC, regardless of position, in the NFL.
- 👁️ Kelce was the fastest player to reach 900 career receptions, doing so against the Raiders (12/25/23) in just 158 games. The previous record was held by TE Jason Witten in 181 games. Kelce is just one of four tight ends to snag 900 receptions. In 154 games, Kelce became the eighth-fastest player to do so in NFL history, regardless of position. Became the fastest tight end in NFL history to reach the 800-reception plateau, doing so in 142 career games played. He tied with PFHOF WR Torry Holt for seventh-fewest games to record 800 receptions by any NFL pass catcher.
- 👁️ Surpassed the 11,000 receiving yard mark Week 12 (11/26/23) at Las Vegas, eclipsing the mark in 154 games. Kelce was the fastest tight end to reach 11,000 receiving yards and the 17th fastest of any NFL pass catcher after also being the fastest tight end in NFL history to record 6,000, 7,000, 8,000, 9,000 and 10,000 receiving yards. Kelce was the fifth tight end to ever reach 10,000 receiving yards and tied with WR A.J. Green as the 16th-fastest to do so of any NFL pass catcher.
- 👁️ For the seventh-straight season in 2022, Kelce eclipsed 1,000 receiving yards, extending his previously established NFL record for tight ends and franchise pass catcher record of seven such seasons. Was just 16 yards short of his eighth 1,000 receiving yard season in 2023. He opted to rest Week 18 (1/7/24) in Los Angeles against the Chargers as there were no playoff implications.
- 👁️ His 2022 season was one for the record books as he recorded the most receptions by any Chiefs tight end in a single-season with 110 catches.
- 👁️ In Week 3 against Indianapolis Colts (9/25/22), successfully completed his fifth-career two-point conversion setting a Chiefs record for the most two-point conversions in a career.
- 👁️ Week 15 against the Chargers (12/16/21), Kelce recorded a career-high 191 yards on 10 receptions with two receiving touchdowns, including a fourth-quarter seven-yard score and the game-winning 34-yard catch-and-run touchdown in overtime.
- 👁️ Recorded 105 receptions in 2020, setting the franchise record for most receptions in a single-season by any pass



catcher, at the time. He also became the first Chiefs player to record multiple seasons with 100 or more receptions (2018, 2020, 2022).

🏈 Finished the 2020 season with 1,416 receiving yards. Kelce and former Chiefs WR Tyreek Hill (1,276) both recorded 1,000+ receiving yards and 10+ receiving touchdowns in 2020. It marked the second time in franchise history that the club had a pair of players accomplish this feat, with Hill and Kelce also doing so in 2018. It marks the 16th time in NFL history that a team had at least two players with 10+ receiving touchdowns and 1,000+ receiving yards in the same season. Kelce and Hill are just the third pair of teammates to accomplish the feat in multiple seasons with the same team, joining Cris Carter and Randy Moss (Minnesota, 1998 and 1999) and Demaryius Thomas and Eric Decker (Denver, 2012 and 2013).

🏈 With 1,416 receiving yards in 2020, he set the NFL record for the most receiving yards in a single season by a tight end in NFL history, passing 49ers TE George Kittle's previous record of 1,377 yards set in 2018. He finished the 2020 season with 1,643 receiving yards in the regular and postseason, also the most by a tight end in NFL history.

🏈 Recorded his first-career rushing touchdown on a four-yard carry in Week 14 against New England (12/8/19).

🏈 During the 2018 season recorded 1,336 receiving yards the most by a tight end in a single-season in Chiefs history, at the time. He also briefly broke the NFL single-season receiving yards record before San Francisco TE George Kittle broke the record later that same day.

Postseason Career Highlights:

🏈 Is one of six players to have been on the active roster for all three of the club's Super Bowl victories over the past five years (LIV, LVII and LVIII). He is joined by G Nick Allegretti, K Harrison Butker, DT Chris Jones, QB Patrick Mahomes and LS James Winchester.

🏈 His 19 career receiving touchdowns, 165 receptions, 1,903 receiving yards and 1,910 scrimmage yards in the postseason are all the most in franchise history.

🏈 Kelce's 19 receiving touchdowns are a league best for tight ends and second-most amongst all NFL pass catchers in the postseason, behind PFHOF WR Jerry Rice (22).

🏈 His 165 receptions are a league best amongst all NFL pass catchers in the postseason, passing PFHOF WR Jerry Rice's 151 receptions.

🏈 Kelce's 1,903 receiving yards are a league best for tight ends and second-most amongst all NFL pass catchers in the postseason, behind PFHOF WR Jerry Rice (2,245).

🏈 His eight career 100-yard receiving games in the postseason are the most in franchise history.

🏈 Appeared in his 22nd career postseason game with the club versus the San Francisco 49ers (2/11/24) in Super Bowl LVIII establishing a new franchise record for most postseason games played with LS James Winchester.

🏈 Has recorded at least three receptions in each of his 22 postseason appearances, marking the longest streak of consecutive games with at least three receptions in postseason play.

🏈 Has recorded five-straight postseasons with 150+ receiving yards and six total seasons reaching the mark, tied for the most such seasons with PFHOF WR Jerry Rice. With 165 receptions and 19 touchdowns, he is one of two players to record 100+ receptions and 10+ receiving touchdowns in their postseason career. He joins PFHOF WR Jerry Rice (151, 22).

🏈 Caught two touchdowns from QB Patrick Mahomes in the Divisional Round Game (1/21/24) in Buffalo in 2023, giving the duo 17 postseason touchdown connections. Mahomes' three-yard pass to Kelce for his second touchdown in the game surpassed QB Tom Brady and TE Rob Gronkowski for the most

QB-pass catcher postseason touchdown connections in NFL history.

🏈 Recorded his third-most postseason receptions in a single game in Baltimore in the 2023 AFC Championship Game (1/28/24) in 2023 with 11 receptions. Also tallied 116 receiving yards, his fifth-highest single postseason game performance. His 116 yards in the AFC Championship Game brought his career receiving yards in Conference Championship Games to 460, the third-most in Conference Championship Game history.

🏈 Kelce owns the fourth-most receiving yards in Super Bowl history with 350 yards in his four appearances. He owns the second-most receptions in Super Bowls with 31 and trails only PFHOF WR Jerry Rice.

🏈 Caught game-winning pass from QB Patrick Mahomes in the 2021 AFC Divisional Round Game to beat the Buffalo Bills in overtime (1/23/22).

🏈 Became the second tight end in NFL history to throw a touchdown pass in the postseason after throwing a two-yard pass to WR Byron Pringle in the 2021 AFC Wild Card game versus the Steelers (1/16/22). The only other tight end to throw a postseason touchdown pass is Trey Burton, who completed a one-yard touchdown pass to QB Nick Foles for the Philadelphia Eagles in Super Bowl LII (2/4/18).

🏈 With 133 yards in Super Bowl LV recorded his third-consecutive postseason game with 100+ receiving yards. He became the first TE in NFL history to record three-consecutive 100-yard games in a single postseason. He joined former WR Larry Fitzgerald, who recorded four-consecutive 100-yard games in the 2008 postseason, as the only two players in NFL history with at least three-consecutive 100-yard games in the same postseason.

🏈 Led the Chiefs with four receiving touchdowns in the 2019 postseason, including a one-yard score in Super Bowl LIV against San Francisco.

🏈 In the 2019 AFC Divisional Round against Houston (1/12/20), he scored three receiving touchdowns, the most receiving touchdowns scored in a postseason game in Chiefs history. All three scores came in the second quarter, making him the first player in the Super Bowl era to record three receiving touchdowns in a single quarter in a postseason game.

Honors:

🏈 Selected to the Pro Bowl following every season since 2015.

🏈 Named an AP All-Pro following the 2016 (first-team), 2017 (second-team), 2018 (first-team), 2019 (second-team), 2020 (first-team; unanimous), 2021 (second-team) and 2022 (first-team) seasons.

🏈 Received PFWA All-NFL Team honors in 2018 and 2020.

🏈 Received PFWA All-AFC Team honors in 2016, 2017, 2018 and 2019.

🏈 Received TSN All-NFL Team honors in 2016, 2019, 2020 and 2021.

🏈 Was voted by teammates as an offensive team captain prior to the club's 2017, 2018, 2019, 2020, 2021, 2022 and 2023 playoff campaigns.

🏈 Voted People's Choice Award Athlete of the Year following the 2023 season.

🏈 2022 Week 11 AFC Offensive Player of the Week.

🏈 2021 Week 15 AFC Offensive Player of the Week.

🏈 2020 Chiefs Derrick Thomas Most Valuable Player.

🏈 2010's Pro Football Hall of Fame All-Decade Team.

🏈 2017 PFWA All-Pro (first-team).

🏈 2016 Sporting News All-Pro.

🏈 2014 Ed Block Courage Award.

Transactions:

Re-signed with Kansas City (4/29/24) ... Re-signed with Kansas

COLLEGE

Played in 35 games (12 starts) at Cincinnati ... Spent the bulk of his 11-game freshman campaign being utilized as a quarterback ... Made a full transition to tight end for the 2011 season ... In his Bearcat career, caught 59 passes for 875 yards (14.83 avg.) and 10 touchdowns, adding 47 yards and two scores on eight carries (5.88 avg.), in addition to recording two tackles (one solo) with a 13-yard kickoff return while completing his only pass attempt for a 39-yard touchdown ... In 21 games as a tight end, he snagged 59 of 71 passes targeted to him, as his success rate (83.1 pct.) was the best for any active player in the collegiate ranks.

PERSONAL

- 🏆 Three-year letterwinner at quarterback at Cleveland Heights High School.
- 🏆 Recognized with All-Lake Erie League honors after totaling 2,539 yards of total offense as a senior and collected 1,016 yards rushing, including 10 touchdowns and 1,523 passing yards on 103-of-198 attempts, with 21 scores and eight interceptions in 2007.
- 🏆 Brother, Jason Kelce, was a sixth round (191st overall) pick of the 2011 NFL Draft by the Philadelphia Eagles and was the starting center on the Super Bowl LII Championship Eagles team. Played 13 seasons in the NFL, all for the Eagles, before announcing his retirement following the 2023 season. Played two seasons for Chiefs Head Coach Andy Reid (2011-12).
- 🏆 In 2015, founded The Eighty-Seven & Running Foundation that helps underserved youth strive to become productive citizens by mentoring and motivating them to explore and develop their abilities while learning critical life skills.
- 🏆 Co-hosts podcast *New Heights* with his brother, Jason.
- 🏆 Majored in exploratory studies.
- 🏆 Hometown: Cleveland Heights, Ohio.

TRAVIS KELCE'S NFL REGULAR SEASON RUSHING/RECEIVING STATISTICS

DATE	TEAM	GP	GS	RECEIVING					RUSHING				
				NO.	YDS.	AVG.	LG	TD	NO.	YDS.	AVG.	LG	TD
2013	Chiefs	1	0	0	0	0.0	0	0	0	0	0.0	0	0
2014	Chiefs	16	11	67	862	12.9	34	5	0	0	0.0	0	0
2015	Chiefs	16	16	72	875	12.2	42t	5	0	0	0.0	0	0
2016	Chiefs	16	15	85	1,125	13.2	80t	4	1	-5	-5.0	-5	0
2017	Chiefs	15	15	83	1,038	12.5	44	8	2	7	3.5	4	0
2018	Chiefs	16	16	103	1,336	13.0	43	10	0	0	0.0	0	0
2019	Chiefs	16	16	97	1,229	12.7	47	5	1	4	4.0	4t	1
2020	Chiefs	15	15	105	1,416	13.5	45	11	0	0	0.0	0	0
2021	Chiefs	16	16	92	1,125	12.2	69	9	2	3	1.5	4t	1
2022	Chiefs	17	17	110	1,338	12.2	52	12	2	5	2.5	4	0
2023	Chiefs	15	15	93	984	10.6	53	5	0	0	0.0	0	0
2024	Chiefs	3	3	8	69	8.6	23	0	1	1	1.0	1	0
NFL TOTALS		162	155	915	11,397	12.5	80T	74	9	15	1.7	4T	2

TRAVIS KELCE'S NFL POSTSEASON RUSHING/RECEIVING STATISTICS

DATE	TEAM	GP	GS	RECEIVING					RUSHING				
				NO.	YDS.	AVG.	LG	TD	NO.	YDS.	AVG.	LG	TD
2013	Chiefs	0	0	0	0	0.0	0	0	0	0	0.0	0	0
2015	Chiefs	2	2	14	151	10.8	48	0	0	0	0.0	0	0
2016	Chiefs	1	1	5	77	15.4	24	0	0	0	0.0	0	0
2017	Chiefs	1	1	4	66	16.5	27	1	0	0	0.0	0	0
2018	Chiefs	2	2	10	131	13.1	30	1	0	0	0.0	0	0
2019	Chiefs	3	3	19	207	10.9	28	4	1	2	2.0	2	0
2020	Chiefs	3	3	31	360	11.6	33	3	0	0	0.0	0	0
2021	Chiefs	3	3	23	299	13.0	48t	3	0	0	0.0	0	0
2022	Chiefs	3	3	27	257	9.5	22	4	0	0	0.0	0	0
2023	Chiefs	4	4	32	355	11.1	29	3	1	5	5.0	5	0
NFL TOTALS		22	22	165	1,903	11.5	48T	19	2	7	3.5	5	0

TRAVIS KELCE'S NFL REGULAR SEASON PASSING/RUSHING STATISTICS

DATE	TEAM	GP	GS	PASSING										RUSHING					
				ATT.	CMP.	PCT.	YDS	AVG.	TD	INT.	LG	SK	LST	RATE	NO.	YDS.	AVG.	LG	TD
2013	Chiefs	1	0	0	0	0.0	0	0.0	0	0	0	0	0	0.0	0	0	0.0	0	0
2014	Chiefs	16	11	0	0	0.0	0	0.0	0	0	0	0	0	0.0	0	0	0.0	0	0
2015	Chiefs	16	16	0	0	0.0	0	0.0	0	0	0	0	0	0.0	0	0	0.0	0	0
2016	Chiefs	16	15	0	0	0.0	0	0.0	0	0	0	0	0	0.0	1	-5	-5.0	0	0
2017	Chiefs	15	15	1	0	0.0	0	0.0	0	1	0	0	0	0.0	2	7	3.5	4	0
2018	Chiefs	16	16	0	0	0.0	0	0.0	0	0	0	0	0	0.0	0	0	0.0	0	0
2019	Chiefs	16	16	0	0	0.0	0	0.0	0	0	0	0	0	0.0	1	4	4.0	4t	1
2020	Chiefs	15	15	2	1	50.0	4	2.0	0	0	4	0	0	56.3	0	0	0.0	0	0
2021	Chiefs	16	16	0	0	0.0	0	0.0	0	0	0	0	0	0.0	2	3	1.5	4t	1
2022	Chiefs	17	17	0	0	0.0	0	0.0	0	0	0	0	0	0.0	2	5	2.5	4	0
2023	Chiefs	15	15	0	0	0.0	0	0.0	0	0	0	0	0	0.0	0	0	0.0	0	0
2024	Chiefs	3	3	0	0	0.0	0	0.0	0	0	0	0	0	0.0	1	1	1.0	1	0
TOTALS		162	155	3	1	33.3	4	1.3	0	1	4	0	0	2.8	9	15	1.7	4T	2

SINGLE-GAME HIGHS: RUSHING/RECEIVING

Rush Attempts	1 vs. Buffalo, Oct 16, 2022 1 at Indianapolis, Sep 25, 2022 1 at Cincinnati, Jan 02, 2022 ...5 more at 1.	Receiving Average	29.3 at Jacksonville, Sep 08, 2019 23.5 at N.Y. Jets, Dec 03, 2017 23.3 vs. New England, Oct 05, 2020 20.3 at Green Bay, Dec 03, 2023 20.3 at Denver, Sep 14, 2014
Rushing Yards	4 vs. Buffalo, Oct 16, 2022 4 vs. Dallas, Nov 21, 2021 4 at New England, Dec 08, 2019 ...1 more at 4.	Longest Receptions	80t vs. Denver, Dec 25, 2016 69 at L.A. Chargers, Dec 16, 2021 53 vs. L.A. Chargers, Oct 22, 2023 52 vs. Seattle, Dec 24, 2022 47 vs. Oakland, Dec 01, 2019
Longest Runs	4 vs. Buffalo, Oct 16, 2022 4t vs. Dallas, Nov 21, 2021 4t at New England, Dec 08, 2019 ...1 more at 4.	Receiving TDs	4 vs. Las Vegas, Oct 10, 2022 3 at L.A. Chargers, Nov 20, 2022 2 at L.A. Chargers, Dec 16, 2021 2 vs. Cleveland, Sep 12, 2021 2 at Buffalo, Oct 19, 2020 ...5 more at 2.
Rushing TDs	1 vs. Dallas, Nov 21, 2021 1 at New England, Dec 08, 2019	All-Purpose Yards	191 at L.A. Chargers, Dec 16, 2021 179 vs. L.A. Chargers, Oct 22, 2023 168 at Oakland, Dec 02, 2018 160 vs. Denver, Dec 25, 2016 159 vs. Carolina, Nov 08, 2020
Receptions	12 vs. L.A. Chargers, Oct 22, 2023 12 at Oakland, Dec 02, 2018 11 vs. Denver, Dec 15, 2019 11 vs. Denver, Dec 25, 2016 10 at Minnesota, Oct 08, 2023 ...5 more at 10.	Most TDs	4 vs. Las Vegas, Oct 10, 2022 3 at L.A. Chargers, Nov 20, 2022 2 at L.A. Chargers, Dec 16, 2021 2 vs. Cleveland, Sep 12, 2021 2 at Buffalo, Oct 19, 2020 ...5 more at 2.
Receiving Yards	191 at L.A. Chargers, Dec 16, 2021 179 vs. L.A. Chargers, Oct 22, 2023 168 at Oakland, Dec 02, 2018 160 vs. Denver, Dec 25, 2016 159 vs. Carolina, Nov 08, 2020	Miscellaneous Tackles	1 at N.Y. Jets, Oct 01, 2023 1 vs. Tennessee, Nov 06, 2022 1 at Indianapolis, Sep 25, 2022 ...4 more at 1.



SINGLE-GAME HIGHS - POSTSEASON: RUSHING/RECEIVING

Rush Attempts	1 at Baltimore, Jan 28, 2024 1 vs. San Francisco, Feb 02, 2020	Longest Receptions	48t vs. Pittsburgh, Jan 16, 2022 48 at Houston, Jan 09, 2016
Rushing Yards	5 at Baltimore, Jan 28, 2024 2 vs. San Francisco, Feb 02, 2020		33 at Tampa Bay, Feb 07, 2021 31 vs. Pittsburgh, Jan 16, 2022
Longest Runs	5 at Baltimore, Jan 28, 2024 2 vs. San Francisco, Feb 02, 2020	Receiving TDs	30 vs. Indianapolis, Jan 12, 2019 3 vs. Houston, Jan 12, 2020
Receptions	14 vs. Jacksonville, Jan 21, 2023 13 vs. Buffalo, Jan 24, 2021 11 at Baltimore, Jan 28, 2024 10 vs. Cincinnati, Jan 30, 2022 10 at Tampa Bay, Feb 07, 2021 ...1 more at 10.		2 at Buffalo, Jan 21, 2024 2 vs. Jacksonville, Jan 21, 2023 2 vs. Buffalo, Jan 24, 2021 1 at Baltimore, Jan 28, 2024 ...9 more at 1.
Receiving Yards	134 vs. Houston, Jan 12, 2020 133 at Tampa Bay, Feb 07, 2021 128 at Houston, Jan 09, 2016 118 vs. Buffalo, Jan 24, 2021 116 at Baltimore, Jan 28, 2024	All-Purpose Yards	134 vs. Houston, Jan 12, 2020 133 at Tampa Bay, Feb 07, 2021 128 at Houston, Jan 09, 2016 121 at Baltimore, Jan 28, 2024 118 vs. Buffalo, Jan 24, 2021
Receiving Average	21.6 vs. Pittsburgh, Jan 16, 2022 16.5 vs. Tennessee, Jan 06, 2018 16.0 at Houston, Jan 09, 2016 15.4 vs. Indianapolis, Jan 12, 2019 15.4 vs. Pittsburgh, Jan 15, 2017	Most TDs	3 vs. Houston, Jan 12, 2020 2 at Buffalo, Jan 21, 2024 2 vs. Jacksonville, Jan 21, 2023 2 vs. Pittsburgh, Jan 16, 2022 ...1 more at 2.
		Miscellaneous Tackles	1 vs. San Francisco, Feb 11, 2024 1 vs. Cincinnati, Jan 30, 2022

100-YARD RECEIVING GAMES (37): REGULAR SEASON

DATE	TEAM	NO.	YDS.	AVG.	LG	TD
12/07/14	at Cardinals	7	110	15.7	29	0
09/13/15	at Texans	6	106	17.7	42t	2
10/30/16	at Colts	7	101	14.4	21	1
11/20/16	BUCCANEERS	7	108	15.4	44	0
11/27/16	at Broncos	8	101	12.6	21	0
12/04/16	at Falcons	8	140	17.5	35	0
12/08/16	RAIDERS	5	101	20.2	34	0
12/25/16	BRONCOS	11	160	14.5	80t	1
09/17/17	EAGLES	8	103	12.9	44	1
10/02/17	COMMANDERS	7	111	15.9	32	1
10/30/17	BRONCOS	7	133	19.0	33	1
11/19/17	at Giants	8	109	13.6	32	0
09/16/18	at Steelers	7	109	15.6	31	2
09/23/18	49ERS	8	114	14.3	25	0
10/07/18	JAGUARS	5	100	20.0	40	0
11/19/18	at Rams	10	127	12.7	37	1
12/02/18	at Raiders	12	168	14.0	28	2
09/15/19	at Raiders	7	107	15.3	34	1
12/15/19	BRONCOS	11	142	12.9	21	0
10/11/20	RAIDERS	8	108	13.5	32	1
11/01/20	JETS	8	109	13.6	25	1
11/08/20	PANTHERS	10	159	15.9	44	0
11/22/20	at Raiders	8	127	15.9	22t	1
12/06/20	BRONCOS	8	136	17.0	28	1
12/13/20	at Dolphins	8	136	17.0	32	1
09/19/21	at Ravens	7	109	15.6	46t	1
09/26/21	CHARGERS	7	104	14.9	28	0
11/14/21	at Raiders	8	119	14.9	30	0
12/16/21	at Chargers	10	191	19.1	69	2
09/11/22	at Cardinals	8	121	15.1	35	1
10/16/22	BILLS	8	108	13.5	25	0
11/06/22	TITANS	10	106	10.6	23	0
11/20/22	at Chargers	6	115	19.2	34	3
12/18/22	at Texans	10	105	10.5	18	0
12/24/22	SEAHAWKS	6	113	18.8	52	0
10/12/23	BRONCOS	9	124	13.8	40	0
10/22/23	CHARGERS	12	179	14.9	53	1



100-YARD RECEIVING GAMES (8): POSTSEASON

DATE	TEAM	NO.	YDS.	AVG.	LG	TD
01/09/16	at Texans	8	128	16.0	48	0
01/12/19	COLTS	7	108	15.4	30	0
01/12/20	TEXANS	10	134	13.4	28	3
01/17/21	BROWNS	8	109	13.6	24	1
01/24/21	BILLS	13	118	9.1	17	2
02/07/21	at Buccaneers	10	133	13.3	33	0
01/16/22	STEELERS	5	108	21.6	48t	1
01/28/24	at Ravens	11	116	10.5	21	1

2013 GAME-BY-GAME REGULAR-SEASON STATISTICS (CHIEFS)

DATE	OPPONENT	P/S	RECEIVING					RUSHING					W/L	SCORE
			NO.	YDS.	AVG.	LG	TD	NO.	YDS.	AVG.	LG	TD		
09/08	at Jaguars												W	28-2
09/15	Cowboys	P	0	0	0.0	0	0	0	0	0.0	0	0	W	17-16
09/19	at Eagles												W	26-16
09/29	Giants												W	31-7
10/06	at Titans												W	26-17
10/13	Raiders												W	24-7
10/20	Texans												W	17-16
11/03	at Bills												W	23-13
11/17	at Broncos												L	17-27
11/24	Chargers												L	38-41
12/01	Broncos												L	28-35
12/08	at Redskins												W	45-10
12/22	Colts												L	7-23
12/29	at Chargers												L	24-27+
2013 TOTALS		1-0	0	0	0.0	0	0	0	0	0.0	0	0	9-5	

+ - Overtime

2014 GAME-BY-GAME REGULAR-SEASON STATISTICS (CHIEFS)

DATE	OPPONENT	P/S	RECEIVING					RUSHING					W/L	SCORE
			NO.	YDS.	AVG.	LG	TD	NO.	YDS.	AVG.	LG	TD		
09/07	Titans	P	3	49	16.3	27	0	0	0	0.0	0	0	L	10-26
09/14	at Broncos	P	4	81	20.3	24	0	0	0	0.0	0	0	L	17-24
09/21	at Dolphins	S	3	36	12.0	20t	1	0	0	0.0	0	0	W	34-15
09/29	Patriots	S	8	93	11.6	33	1	0	0	0.0	0	0	W	41-14
10/05	at 49ers	S	2	15	7.5	13	1	0	0	0.0	0	0	L	17-22
10/19	at Chargers	P	4	33	8.3	16	0	0	0	0.0	0	0	W	23-20
10/26	Rams	S	4	45	11.3	17	0	0	0	0.0	0	0	W	34-7
11/02	Jets	S	4	67	16.8	34	1	0	0	0.0	0	0	W	24-10
11/09	at Bills	P	2	19	9.5	13	0	0	0	0.0	0	0	W	17-13
11/16	Seahawks	S	3	37	12.3	23	0	0	0	0.0	0	0	W	24-20
11/20	at Raiders	S	4	67	16.8	27	0	0	0	0.0	0	0	L	20-24
11/30	Broncos	P	3	36	12.0	19	0	0	0	0.0	0	0	L	16-29
12/07	at Cardinals	S	7	110	15.7	29	0	0	0	0.0	0	0	L	14-17
12/14	Raiders	S	5	59	11.8	20t	1	0	0	0.0	0	0	W	31-13
12/21	at Steelers	S	4	31	7.8	13	0	0	0	0.0	0	0	L	12-20
12/28	Chargers	S	7	84	12.0	24	0	0	0	0.0	0	0	W	19-7
2014 TOTALS		16-11	67	862	12.9	34	5	0	0	0.0	0	0	9-7	

2015 GAME-BY-GAME REGULAR-SEASON STATISTICS (CHIEFS)

DATE	OPPONENT	P/S	RECEIVING					RUSHING					W/L	SCORE
			NO.	YDS.	AVG.	LG	TD	NO.	YDS.	AVG.	LG	TD		
09/13	at Texans	S	6	106	17.7	42t	2	0	0	0.0	0	0	W	27-20
09/17	Broncos	S	4	58	14.5	29	0	0	0	0.0	0	0	L	24-31
09/28	at Packers	S	6	80	13.3	38	0	0	0	0.0	0	0	L	28-38
10/04	at Bengals	S	5	49	9.8	14	0	0	0	0.0	0	0	L	21-36
10/11	Bears	S	3	35	11.7	16	0	0	0	0.0	0	0	L	17-18
10/18	at Vikings	S	5	88	17.6	37	0	0	0	0.0	0	0	L	10-16
10/25	Steelers	S	5	73	14.6	26	0	0	0	0.0	0	0	W	23-13
11/01	Lions	S	6	49	8.2	18	1	0	0	0.0	0	0	W	45-10
11/15	at Broncos	S	5	36	7.2	9	0	0	0	0.0	0	0	W	29-13
11/22	at Chargers	S	5	46	9.2	16	0	0	0	0.0	0	0	W	33-3
11/29	Bills	S	4	69	17.3	38	1	0	0	0.0	0	0	W	30-22
12/06	at Raiders	S	2	42	21.0	26	0	0	0	0.0	0	0	W	34-20
12/13	Chargers	S	3	18	6.0	11	0	0	0	0.0	0	0	W	10-3
12/20	at Ravens	S	6	73	12.2	29	0	0	0	0.0	0	0	W	34-14
12/27	Browns	S	6	43	7.2	13t	1	0	0	0.0	0	0	W	17-13
01/03	Raiders	S	1	10	10.0	10	0	0	0	0.0	0	0	W	23-17
2015 TOTALS		16-16	72	875	12.2	42T	5	0	0	0.0	0	0	11-5	



2016 GAME-BY-GAME REGULAR-SEASON STATISTICS (CHIEFS)

DATE	OPPONENT	P/S	RECEIVING					RUSHING					W/L	SCORE	
			NO.	YDS.	AVG.	LG	TD	NO.	YDS.	AVG.	LG	TD			
09/11	Chargers	S	6	74	12.3	20	0	0	0	0.0	0	0	0	W	33-27+
09/18	at Texans	S	5	34	6.8	11	0	0	0	0.0	0	0	0	L	12-19
09/25	Jets	S	6	89	14.8	42	1	0	0	0.0	0	0	0	W	24-3
10/02	at Steelers	S	5	23	4.6	9	1	0	0	0.0	0	0	0	L	14-43
10/16	at Raiders	S	3	32	10.7	21	0	0	0	0.0	0	0	0	W	26-10
10/23	Saints	S	2	24	12.0	14	0	0	0	0.0	0	0	0	W	27-21
10/30	at Colts	S	7	101	14.4	21	1	0	0	0.0	0	0	0	W	30-14
11/06	Jaguars	S	5	58	11.6	23	0	0	0	0.0	0	0	0	W	19-14
11/13	at Panthers	S	3	31	10.3	16	0	0	0	0.0	0	0	0	W	20-17
11/20	Buccaneers	S	7	108	15.4	44	0	1	-5	-5.0	-5	0	L	17-19	
11/27	at Broncos	S	8	101	12.6	21	0	0	0	0.0	0	0	0	W	30-27+
12/04	at Falcons	S	8	140	17.5	35	0	0	0	0.0	0	0	0	W	29-28
12/08	Raiders	S	5	101	20.2	34	0	0	0	0.0	0	0	0	W	21-13
12/18	Titans	S	3	41	13.7	16	0	0	0	0.0	0	0	0	L	17-19
12/25	Broncos	S	11	160	14.5	80t	1	0	0	0.0	0	0	0	W	33-10
01/01	at Chargers	P	1	8	8.0	8	0	0	0	0.0	0	0	0	W	37-27
2016 TOTALS		16-15	85	1,125	13.2	80T	4	1	-5	-5.0	-5	0	12-4		

+ - Overtime

2017 GAME-BY-GAME REGULAR-SEASON STATISTICS (CHIEFS)

DATE	OPPONENT	P/S	RECEIVING					RUSHING					W/L	SCORE	
			NO.	YDS.	AVG.	LG	TD	NO.	YDS.	AVG.	LG	TD			
09/07	at Patriots	S	5	40	8.0	14	0	1	4	4.0	4	0	0	W	42-27
09/17	Eagles	S	8	103	12.9	44	1	0	0	0.0	0	0	0	W	27-20
09/24	at Chargers	S	1	1	1.0	1	0	0	0	0.0	0	0	0	W	24-10
10/02	Redskins	S	7	111	15.9	32	1	1	3	3.0	3	0	0	W	29-20
10/08	at Texans	S	8	98	12.3	26	0	0	0	0.0	0	0	0	W	42-34
10/15	Steelers	S	4	37	9.3	23	0	0	0	0.0	0	0	0	L	13-19
10/19	at Raiders	S	4	33	8.3	10t	1	0	0	0.0	0	0	0	L	30-31
10/30	Broncos	S	7	133	19.0	33	1	0	0	0.0	0	0	0	W	29-19
11/05	at Cowboys	S	7	73	10.4	22	1	0	0	0.0	0	0	0	L	17-28
11/19	at Giants	S	8	109	13.6	32	0	0	0	0.0	0	0	0	L	9-12+
11/26	Bills	S	3	39	13.0	25	0	0	0	0.0	0	0	0	L	10-16
12/03	at Jets	S	4	94	23.5	36t	2	0	0	0.0	0	0	0	L	31-38
12/10	Raiders	S	7	74	10.6	20	0	0	0	0.0	0	0	0	W	26-15
12/16	Chargers	S	6	46	7.7	21	0	0	0	0.0	0	0	0	W	30-13
12/24	Dolphins	S	4	47	11.8	18	1	0	0	0.0	0	0	0	W	29-13
12/31	at Broncos													W	27-24
2017 TOTALS		15-15	83	1,038	12.5	44	8	2	7	3.5	4	0	10-6		

+ - Overtime

2018 GAME-BY-GAME REGULAR-SEASON STATISTICS (CHIEFS)

DATE	OPPONENT	P/S	RECEIVING					RUSHING					W/L	SCORE	
			NO.	YDS.	AVG.	LG	TD	NO.	YDS.	AVG.	LG	TD			
09/09	at Chargers	S	1	6	6.0	6	0	0	0	0.0	0	0	0	W	38-28
09/16	at Steelers	S	7	109	15.6	31	2	0	0	0.0	0	0	0	W	42-37
09/23	49ers	S	8	114	14.3	25	0	0	0	0.0	0	0	0	W	38-27
10/01	at Broncos	S	7	78	11.1	29	1	0	0	0.0	0	0	0	W	27-23
10/07	Jaguars	S	5	100	20.0	40	0	0	0	0.0	0	0	0	W	30-14
10/14	at Patriots	S	5	61	12.2	17	0	0	0	0.0	0	0	0	L	40-43
10/21	Bengals	S	5	95	19.0	43	0	0	0	0.0	0	0	0	W	45-10
10/28	Broncos	S	6	79	13.2	18	1	0	0	0.0	0	0	0	W	30-23
11/04	at Browns	S	7	99	14.1	21	2	0	0	0.0	0	0	0	W	37-21
11/11	Cardinals	S	6	46	7.7	10	0	0	0	0.0	0	0	0	W	26-14
11/19	at Rams	S	10	127	12.7	37	1	0	0	0.0	0	0	0	L	51-54
12/02	at Raiders	S	12	168	14.0	28	2	0	0	0.0	0	0	0	W	40-33
12/09	Ravens	S	7	77	11.0	17	1	0	0	0.0	0	0	0	W	27-24+
12/13	Chargers	S	7	61	8.7	16	0	0	0	0.0	0	0	0	L	28-29
12/23	at Seahawks	S	5	54	10.8	23	0	0	0	0.0	0	0	0	L	31-38
12/30	Raiders	S	5	62	12.4	25	0	0	0	0.0	0	0	0	W	35-3
2018 TOTALS		16-16	103	1,336	13.0	43	10	0	0	0.0	0	0	12-4		

+ - Overtime



2019 GAME-BY-GAME REGULAR-SEASON STATISTICS (CHIEFS)

DATE	OPPONENT	P/S	RECEIVING					RUSHING					W/L	SCORE	
			NO.	YDS.	AVG.	LG	TD	NO.	YDS.	AVG.	LG	TD			
09/08	at Jaguars	S	3	88	29.3	42	0	0	0	0.0	0	0	0	W	40-26
09/15	at Raiders	S	7	107	15.3	34	1	0	0	0.0	0	0	0	W	28-10
09/22	Ravens	S	7	89	12.7	21	0	0	0	0.0	0	0	0	W	33-28
09/29	at Lions	S	7	85	12.1	18	0	0	0	0.0	0	0	0	W	34-30
10/06	Colts	S	4	70	17.5	24	0	0	0	0.0	0	0	0	L	13-19
10/13	Texans	S	4	58	14.5	18	0	0	0	0.0	0	0	0	L	24-31
10/17	at Broncos	S	6	44	7.3	13	0	0	0	0.0	0	0	0	W	30-6
10/27	Packers	S	4	63	15.8	29t	1	0	0	0.0	0	0	0	L	24-31
11/03	Vikings	S	7	62	8.9	17	0	0	0	0.0	0	0	0	W	26-23
11/10	at Titans	S	7	75	10.7	17	1	0	0	0.0	0	0	0	L	32-35
11/18	at Chargers	S	7	92	13.1	31	1	0	0	0.0	0	0	0	W	24-17
12/01	Raiders	S	5	90	18.0	47	0	0	0	0.0	0	0	0	W	40-9
12/08	at Patriots	S	7	66	9.4	20	0	1	4	4.0	4t	1	W	23-16	
12/15	Broncos	S	11	142	12.9	21	0	0	0	0.0	0	0	0	W	23-3
12/22	at Bears	S	8	74	9.3	13	1	0	0	0.0	0	0	0	W	26-3
12/29	Chargers	S	3	24	8.0	11	0	0	0	0.0	0	0	0	W	31-21
2019 TOTALS		16-16	97	1,229	12.7	47	5	1	4	4.0	4T	1	12-4		

2020 GAME-BY-GAME REGULAR-SEASON STATISTICS (CHIEFS)

DATE	OPPONENT	P/S	RECEIVING					RUSHING					W/L	SCORE	
			NO.	YDS.	AVG.	LG	TD	NO.	YDS.	AVG.	LG	TD			
09/10	Texans	S	6	50	8.3	15	1	0	0	0.0	0	0	0	W	34-20
09/20	at Chargers	S	9	90	10.0	20	1	0	0	0.0	0	0	0	W	23-20+
09/28	at Ravens	S	6	87	14.5	29	0	0	0	0.0	0	0	0	W	34-20
10/05	Patriots	S	3	70	23.3	45	0	0	0	0.0	0	0	0	W	26-10
10/11	Raiders	S	8	108	13.5	32	1	0	0	0.0	0	0	0	L	32-40
10/19	at Bills	S	5	65	13.0	20	2	0	0	0.0	0	0	0	W	26-17
10/25	at Broncos	S	3	31	10.3	17	0	0	0	0.0	0	0	0	W	43-16
11/01	Jets	S	8	109	13.6	25	1	0	0	0.0	0	0	0	W	35-9
11/08	Panthers	S	10	159	15.9	44	0	0	0	0.0	0	0	0	W	33-31
11/22	at Raiders	S	8	127	15.9	22t	1	0	0	0.0	0	0	0	W	35-31
11/29	at Buccaneers	S	8	82	10.3	20	0	0	0	0.0	0	0	0	W	27-24
12/06	Broncos	S	8	136	17.0	28	1	0	0	0.0	0	0	0	W	22-16
12/13	at Dolphins	S	8	136	17.0	32	1	0	0	0.0	0	0	0	W	33-27
12/20	at Saints	S	8	68	8.5	13	1	0	0	0.0	0	0	0	W	32-29
12/27	Falcons	S	7	98	14.0	29	1	0	0	0.0	0	0	0	W	17-14
01/03	Chargers												L	21-38	
2020 TOTALS		15-15	105	1,416	13.5	45	11	0	0	0.0	0	0	14-2		

+ - Overtime

2021 GAME-BY-GAME REGULAR-SEASON STATISTICS (CHIEFS)

DATE	OPPONENT	P/S	RECEIVING					RUSHING					W/L	SCORE	
			NO.	YDS.	AVG.	LG	TD	NO.	YDS.	AVG.	LG	TD			
09/12	Browns	S	6	76	12.7	19	2	0	0	0.0	0	0	0	W	33-29
09/19	at Ravens	S	7	109	15.6	46t	1	0	0	0.0	0	0	0	L	35-36
09/26	Chargers	S	7	104	14.9	28	0	0	0	0.0	0	0	0	L	24-30
10/03	at Eagles	S	4	23	5.8	10	0	0	0	0.0	0	0	0	W	42-30
10/10	Bills	S	6	57	9.5	15	1	0	0	0.0	0	0	0	L	20-38
10/17	at Football Team	S	8	99	12.4	20	0	0	0	0.0	0	0	0	W	31-13
10/24	at Titans	S	7	65	9.3	24	0	0	0	0.0	0	0	0	L	3-27
11/01	Giants	S	4	27	6.8	14	0	0	0	0.0	0	0	0	W	20-17
11/07	Packers	S	5	68	13.6	25	1	0	0	0.0	0	0	0	W	13-7
11/14	at Raiders	S	8	119	14.9	30	0	0	0	0.0	0	0	0	W	41-14
11/21	Cowboys	S	5	74	14.8	24	0	1	4	4.0	4t	1	W	19-9	
12/05	Broncos	S	3	27	9.0	14	0	0	0	0.0	0	0	0	W	22-9
12/12	Raiders	S	3	27	9.0	19	0	0	0	0.0	0	0	0	W	48-9
12/16	at Chargers	S	10	191	19.1	69	2	0	0	0.0	0	0	0	W	34-28+
12/26	Steelers												W	36-10	
01/02	at Bengals	S	5	25	5.0	8	1	1	-1	-1.0	-1	0	L	31-34	
01/08	at Broncos	S	4	34	8.5	12	1	0	0	0.0	0	0	0	W	28-24
2021 TOTALS		16-16	92	1,125	12.2	69	9	2	3	1.5	4T	1	12-5		

+ - Overtime



2022 GAME-BY-GAME REGULAR-SEASON STATISTICS (CHIEFS)

DATE	OPPONENT	P/S	RECEIVING					RUSHING					W/L	SCORE	
			NO.	YDS.	AVG.	LG	TD	NO.	YDS.	AVG.	LG	TD			
09/11	at Cardinals	S	8	121	15.1	35	1	0	0	0.0	0	0	0	W	44-21
09/15	Chargers	S	5	51	10.2	19	0	0	0	0.0	0	0	0	W	27-24
09/25	at Colts	S	4	58	14.5	29	1	1	1	1.0	1	0	L	17-20	
10/02	at Buccaneers	S	9	92	10.2	22	1	0	0	0.0	0	0	W	41-31	
10/10	Raiders	S	7	25	3.6	8t	4	0	0	0.0	0	0	W	30-29	
10/16	Bills	S	8	108	13.5	25	0	1	4	4.0	4	0	L	20-24	
10/23	at 49ers	S	6	98	16.3	27	0	0	0	0.0	0	0	W	44-23	
11/06	Titans	S	10	106	10.6	23	0	0	0	0.0	0	0	W	20-17+	
11/13	Jaguars	S	6	81	13.5	46	1	0	0	0.0	0	0	W	27-17	
11/20	at Chargers	S	6	115	19.2	34	3	0	0	0.0	0	0	W	30-27	
11/27	Rams	S	4	57	14.3	39t	1	0	0	0.0	0	0	W	26-10	
12/04	at Bengals	S	4	56	14.0	19	0	0	0	0.0	0	0	L	24-27	
12/11	at Broncos	S	4	71	17.8	37	0	0	0	0.0	0	0	W	34-28	
12/18	at Texans	S	10	105	10.5	18	0	0	0	0.0	0	0	W	30-24+	
12/24	Seahawks	S	6	113	18.8	52	0	0	0	0.0	0	0	W	24-10	
01/01	Broncos	S	7	43	6.1	12	0	0	0	0.0	0	0	W	27-24	
01/07	at Raiders	S	6	38	6.3	15	0	0	0	0.0	0	0	W	31-13	
2022 TOTALS		17-17	110	1,338	12.2	52	12	2	5	2.5	4	0	14-3		

+ - Overtime

2023 GAME-BY-GAME REGULAR-SEASON STATISTICS (CHIEFS)

DATE	OPPONENT	P/S	RECEIVING					RUSHING					W/L	SCORE	
			NO.	YDS.	AVG.	LG	TD	NO.	YDS.	AVG.	LG	TD			
09/07	Lions												L	20-21	
09/17	at Jaguars	S	4	26	6.5	9t	1	0	0	0.0	0	0	W	17-9	
09/24	Bears	S	7	69	9.9	24	1	0	0	0.0	0	0	W	41-10	
10/01	at Jets	S	6	60	10.0	16	0	0	0	0.0	0	0	W	23-20	
10/08	at Vikings	S	10	67	6.7	14	1	0	0	0.0	0	0	W	27-20	
10/12	Broncos	S	9	124	13.8	40	0	0	0	0.0	0	0	W	19-8	
10/22	Chargers	S	12	179	14.9	53	1	0	0	0.0	0	0	W	31-17	
10/29	at Broncos	S	6	58	9.7	19	0	0	0	0.0	0	0	L	9-24	
11/05	Dolphins	S	3	14	4.7	7	0	0	0	0.0	0	0	W	21-14	
11/20	Eagles	S	7	44	6.3	13	1	0	0	0.0	0	0	L	17-21	
11/26	at Raiders	S	6	91	15.2	27	0	0	0	0.0	0	0	W	31-17	
12/03	at Packers	S	4	81	20.3	27	0	0	0	0.0	0	0	L	19-27	
12/10	Bills	S	6	83	13.8	23	0	0	0	0.0	0	0	L	17-20	
12/17	at Patriots	S	5	28	5.6	11	0	0	0	0.0	0	0	W	27-17	
12/25	Raiders	S	5	44	8.8	24	0	0	0	0.0	0	0	L	14-20	
12/31	Bengals	S	3	16	5.3	10	0	0	0	0.0	0	0	W	25-17	
01/07	at Chargers												W	13-12	
2023 TOTALS		15-15	93	984	10.6	53	5	0	0	0.0	0	0	11-6		

2024 GAME-BY-GAME REGULAR-SEASON STATISTICS (CHIEFS)

DATE	OPPONENT	P/S	RECEIVING					RUSHING					W/L	SCORE	
			NO.	YDS.	AVG.	LG	TD	NO.	YDS.	AVG.	LG	TD			
09/05	Ravens	S	3	34	11.3	23	0	0	0	0.0	0	0	W	27-20	
09/15	Bengals	S	1	5	5.0	5	0	1	1	1.0	1	0	W	26-25	
09/22	at Falcons	S	4	30	7.5	17	0	0	0	0.0	0	0	W	22-17	
2024 TOTALS		3-3	8	69	8.6	23	0	1	1	1.0	1	0	3-0		

2013 GAME-BY-GAME POSTSEASON STATISTICS (CHIEFS)

DATE	OPPONENT	P/S	RECEIVING					RUSHING					W/L	SCORE	
			NO.	YDS.	AVG.	LG	TD	NO.	YDS.	AVG.	LG	TD			
01/04	at Colts												L	44-45	
2013 TOTALS		0-0	0	0	0.0	0	0	0	0	0.0	0	0	0-1		

2015 GAME-BY-GAME POSTSEASON STATISTICS (CHIEFS)

DATE	OPPONENT	P/S	RECEIVING					RUSHING					W/L	SCORE	
			NO.	YDS.	AVG.	LG	TD	NO.	YDS.	AVG.	LG	TD			
01/09	at Texans	S	8	128	16.0	48	0	0	0	0.0	0	0	W	30-0	
01/16	at Patriots	S	6	23	3.8	13	0	0	0	0.0	0	0	L	20-27	
2015 TOTALS		2-2	14	151	10.8	48	0	0	0	0.0	0	0	1-1		

2016 GAME-BY-GAME POSTSEASON STATISTICS (CHIEFS)

DATE	OPPONENT	P/S	RECEIVING					RUSHING					W/L	SCORE	
			NO.	YDS.	AVG.	LG	TD	NO.	YDS.	AVG.	LG	TD			
01/15	Steelers	S	5	77	15.4	24	0	0	0	0.0	0	0	L	16-18	
2016 TOTALS		1-1	5	77	15.4	24	0	0	0	0.0	0	0	0-1		

2017 GAME-BY-GAME POSTSEASON STATISTICS (CHIEFS)

DATE	OPPONENT	P/S	RECEIVING					RUSHING					W/L	SCORE	
			NO.	YDS.	AVG.	LG	TD	NO.	YDS.	AVG.	LG	TD			
01/06	Titans	S	4	66	16.5	27	1	0	0	0.0	0	0	L	21-22	
2017 TOTALS		1-1	4	66	16.5	27	1	0	0	0.0	0	0	0-1		



2018 GAME-BY-GAME POSTSEASON STATISTICS (CHIEFS)

DATE	OPPONENT	P/S	RECEIVING					RUSHING					W/L	SCORE	
			NO.	YDS.	AVG.	LG	TD	NO.	YDS.	AVG.	LG	TD			
01/12	Colts	S	7	108	15.4	30	0	0	0	0.0	0	0	0	W	31-13
01/20	Patriots	S	3	23	7.7	12t	1	0	0	0.0	0	0	0	L	31-37+
2018 TOTALS		2-2	10	131	13.1	30	1	0	0	0.0	0	0	0	1-1	

+ - Overtime

2019 GAME-BY-GAME POSTSEASON STATISTICS (CHIEFS)

DATE	OPPONENT	P/S	RECEIVING					RUSHING					W/L	SCORE	
			NO.	YDS.	AVG.	LG	TD	NO.	YDS.	AVG.	LG	TD			
01/12	Texans	S	10	134	13.4	28	3	0	0	0.0	0	0	0	W	51-31
01/19	Titans	S	3	30	10.0	18	0	0	0	0.0	0	0	0	W	35-24
02/02	49ers	S	6	43	7.2	11	1	1	2	2.0	2	0	W	31-20	
2019 TOTALS		3-3	19	207	10.9	28	4	1	2	2.0	2	0	3-0		

2020 GAME-BY-GAME POSTSEASON STATISTICS (CHIEFS)

DATE	OPPONENT	P/S	RECEIVING					RUSHING					W/L	SCORE
			NO.	YDS.	AVG.	LG	TD	NO.	YDS.	AVG.	LG	TD		
01/17	Browns	S	8	109	13.6	24	1	0	0	0.0	0	0	W	22-17
01/24	Bills	S	13	118	9.1	17	2	0	0	0.0	0	0	W	38-24
02/07	at Buccaneers	S	10	133	13.3	33	0	0	0	0.0	0	0	L	9-31
2020 TOTALS		3-3	31	360	11.6	33	3	0	0	0.0	0	0	2-1	

2021 GAME-BY-GAME POSTSEASON STATISTICS (CHIEFS)

DATE	OPPONENT	P/S	RECEIVING					RUSHING					W/L	SCORE
			NO.	YDS.	AVG.	LG	TD	NO.	YDS.	AVG.	LG	TD		
01/16	Steelers	S	5	108	21.6	48t	1	0	0	0.0	0	0	W	42-21
01/23	Bills	S	8	96	12.0	25	1	0	0	0.0	0	0	W	42-36+
01/30	Bengals	S	10	95	9.5	19	1	0	0	0.0	0	0	L	24-27+
2021 TOTALS		3-3	23	299	13.0	48T	3	0	0	0.0	0	0	2-1	

+ - Overtime

2022 GAME-BY-GAME POSTSEASON STATISTICS (CHIEFS)

DATE	OPPONENT	P/S	RECEIVING					RUSHING					W/L	SCORE
			NO.	YDS.	AVG.	LG	TD	NO.	YDS.	AVG.	LG	TD		
01/21	Jaguars	S	14	98	7.0	15	2	0	0	0.0	0	0	W	27-20
01/29	Bengals	S	7	78	11.1	16	1	0	0	0.0	0	0	W	23-20
02/12	at Eagles	S	6	81	13.5	22	1	0	0	0.0	0	0	W	38-35
2022 TOTALS		3-3	27	257	9.5	22	4	0	0	0.0	0	0	3-0	

2023 GAME-BY-GAME POSTSEASON STATISTICS (CHIEFS)

DATE	OPPONENT	P/S	RECEIVING					RUSHING					W/L	SCORE
			NO.	YDS.	AVG.	LG	TD	NO.	YDS.	AVG.	LG	TD		
01/13	Dolphins	S	7	71	10.1	22	0	0	0	0.0	0	0	W	26-7
01/21	at Bills	S	5	75	15.0	29	2	0	0	0.0	0	0	W	27-24
01/28	at Ravens	S	11	116	10.5	21	1	1	5	5.0	5	0	W	17-10
02/11	49ers	S	9	93	10.3	22	0	0	0	0.0	0	0	W	25-22+
2023 TOTALS		4-4	32	355	11.1	29	3	1	5	5.0	5	0	4-0	

+ - Overtime

2016 GAME-BY-GAME REGULAR-SEASON STATISTICS (CHIEFS)

DATE	OPPONENT	P/S	PASSING										RUSHING				W/L	SCORE	
			ATT	CMP	YDS	PCT	Y/A	Y/C	TD	INT	LG	SK/YD	RATE	ATT	YDS	LG			TD
09/11	Chargers	S	0	0	0	0.0	0.0	0.0	0	0	0	0/0	0.0	0	0	0	0	W	33-27+
09/18	at Texans	S	0	0	0	0.0	0.0	0.0	0	0	0	0/0	0.0	0	0	0	0	L	12-19
09/25	Jets	S	0	0	0	0.0	0.0	0.0	0	0	0	0/0	0.0	0	0	0	0	W	24-3
10/02	at Steelers	S	0	0	0	0.0	0.0	0.0	0	0	0	0/0	0.0	0	0	0	0	L	14-43
10/16	at Raiders	S	0	0	0	0.0	0.0	0.0	0	0	0	0/0	0.0	0	0	0	0	W	26-10
10/23	Saints	S	0	0	0	0.0	0.0	0.0	0	0	0	0/0	0.0	0	0	0	0	W	27-21
10/30	at Colts	S	0	0	0	0.0	0.0	0.0	0	0	0	0/0	0.0	0	0	0	0	W	30-14
11/06	Jaguars	S	0	0	0	0.0	0.0	0.0	0	0	0	0/0	0.0	0	0	0	0	W	19-14
11/13	at Panthers	S	0	0	0	0.0	0.0	0.0	0	0	0	0/0	0.0	0	0	0	0	W	20-17
11/20	Buccaneers	S	0	0	0	0.0	0.0	0.0	0	0	0	0/0	0.0	1	-5	-5	0	L	17-19
11/27	at Broncos	S	0	0	0	0.0	0.0	0.0	0	0	0	0/0	0.0	0	0	0	0	W	30-27+
12/04	at Falcons	S	0	0	0	0.0	0.0	0.0	0	0	0	0/0	0.0	0	0	0	0	W	29-28
12/08	Raiders	S	0	0	0	0.0	0.0	0.0	0	0	0	0/0	0.0	0	0	0	0	W	21-13
12/18	Titans	S	0	0	0	0.0	0.0	0.0	0	0	0	0/0	0.0	0	0	0	0	L	17-19
12/25	Broncos	S	0	0	0	0.0	0.0	0.0	0	0	0	0/0	0.0	0	0	0	0	W	33-10
01/01	at Chargers	P	0	0	0	0.0	0.0	0.0	0	0	0	0/0	0.0	0	0	0	0	W	37-27
2016 TOTALS		16-15	0	0	0	0.0	0.0	0.0	0	0	0	0/0	0.0	1	-5	-5	0	12-4	

+ - Overtime



2017 GAME-BY-GAME REGULAR-SEASON STATISTICS (CHIEFS)

DATE	OPPONENT	P/S	PASSING											RUSHING					W/L	SCORE							
			ATT	CMP	YDS	PCT	Y/A	Y/C	TD	INT	LG	SK/YD	RATE	ATT	YDS	LG	TD										
09/07	at Patriots	S	0	0	0	0.0	0.0	0.0	0	0	0	0/0	0.0	1	4	4	0	W	42-27								
09/17	Eagles	S	0	0	0	0.0	0.0	0.0	0	0	0	0/0	0.0	0	0	0	0	W	27-20								
09/24	at Chargers	S	0	0	0	0.0	0.0	0.0	0	0	0	0/0	0.0	0	0	0	0	W	24-10								
10/02	Redskins	S	0	0	0	0.0	0.0	0.0	0	0	0	0/0	0.0	1	3	3	0	W	29-20								
10/08	at Texans	S	0	0	0	0.0	0.0	0.0	0	0	0	0/0	0.0	0	0	0	0	W	42-34								
10/15	Steelers	S	0	0	0	0.0	0.0	0.0	0	0	0	0/0	0.0	0	0	0	0	L	13-19								
10/19	at Raiders	S	0	0	0	0.0	0.0	0.0	0	0	0	0/0	0.0	0	0	0	0	L	30-31								
10/30	Broncos	S	0	0	0	0.0	0.0	0.0	0	0	0	0/0	0.0	0	0	0	0	W	29-19								
11/05	at Cowboys	S	0	0	0	0.0	0.0	0.0	0	0	0	0/0	0.0	0	0	0	0	L	17-28								
11/19	at Giants	S	1	0	0	0.0	0.0	0.0	0	1	0	0/0	0.0	0	0	0	0	L	9-12+								
11/26	Bills	S	0	0	0	0.0	0.0	0.0	0	0	0	0/0	0.0	0	0	0	0	L	10-16								
12/03	at Jets	S	0	0	0	0.0	0.0	0.0	0	0	0	0/0	0.0	0	0	0	0	L	31-38								
12/10	Raiders	S	0	0	0	0.0	0.0	0.0	0	0	0	0/0	0.0	0	0	0	0	W	26-15								
12/16	Chargers	S	0	0	0	0.0	0.0	0.0	0	0	0	0/0	0.0	0	0	0	0	W	30-13								
12/24	Dolphins	S	0	0	0	0.0	0.0	0.0	0	0	0	0/0	0.0	0	0	0	0	W	29-13								
12/31	at Broncos																	W	27-24								
INACTIVE																											
2017 TOTALS			15-15	1	0	0	0.0	0.0	0.0	0	1	0	0/0	0.0	2	7	4	0	10-6								

+ - Overtime

2020 GAME-BY-GAME REGULAR-SEASON STATISTICS (CHIEFS)

DATE	OPPONENT	P/S	PASSING											RUSHING					W/L	SCORE							
			ATT	CMP	YDS	PCT	Y/A	Y/C	TD	INT	LG	SK/YD	RATE	ATT	YDS	LG	TD										
09/10	Texans	S	0	0	0	0.0	0.0	0.0	0	0	0	0/0	0.0	0	0	0	0	W	34-20								
09/20	at Chargers	S	0	0	0	0.0	0.0	0.0	0	0	0	0/0	0.0	0	0	0	0	W	23-20+								
09/28	at Ravens	S	0	0	0	0.0	0.0	0.0	0	0	0	0/0	0.0	0	0	0	0	W	34-20								
10/05	Patriots	S	0	0	0	0.0	0.0	0.0	0	0	0	0/0	0.0	0	0	0	0	W	26-10								
10/11	Raiders	S	0	0	0	0.0	0.0	0.0	0	0	0	0/0	0.0	0	0	0	0	L	32-40								
10/19	at Bills	S	0	0	0	0.0	0.0	0.0	0	0	0	0/0	0.0	0	0	0	0	W	26-17								
10/25	at Broncos	S	0	0	0	0.0	0.0	0.0	0	0	0	0/0	0.0	0	0	0	0	W	43-16								
11/01	Jets	S	0	0	0	0.0	0.0	0.0	0	0	0	0/0	0.0	0	0	0	0	W	35-9								
11/08	Panthers	S	0	0	0	0.0	0.0	0.0	0	0	0	0/0	0.0	0	0	0	0	W	33-31								
11/22	at Raiders	S	1	1	4	100.0	4.0	4.0	0	0	4	0/0	83.3	0	0	0	0	W	35-31								
11/29	at Buccaneers	S	1	0	0	0.0	0.0	0.0	0	0	0	0/0	39.6	0	0	0	0	W	27-24								
12/06	Broncos	S	0	0	0	0.0	0.0	0.0	0	0	0	0/0	0.0	0	0	0	0	W	22-16								
12/13	at Dolphins	S	0	0	0	0.0	0.0	0.0	0	0	0	0/0	0.0	0	0	0	0	W	33-27								
12/20	at Saints	S	0	0	0	0.0	0.0	0.0	0	0	0	0/0	0.0	0	0	0	0	W	32-29								
12/27	Falcons	S	0	0	0	0.0	0.0	0.0	0	0	0	0/0	0.0	0	0	0	0	W	17-14								
01/03	Chargers																	L	21-38								
DID NOT PLAY																											
2020 TOTALS			15-15	2	1	4	50.0	2.0	4.0	0	0	4	0/0	56.3	0	0	0	0	14-2								

+ - Overtime

2021 GAME-BY-GAME REGULAR-SEASON STATISTICS (CHIEFS)

DATE	OPPONENT	P/S	PASSING											RUSHING					W/L	SCORE								
			ATT	CMP	YDS	PCT	Y/A	Y/C	TD	INT	LG	SK/YD	RATE	ATT	YDS	LG	TD											
09/12	Browns	S	0	0	0	0.0	0.0	0.0	0	0	0	0/0	0.0	0	0	0	0	W	33-29									
09/19	at Ravens	S	0	0	0	0.0	0.0	0.0	0	0	0	0/0	0.0	0	0	0	0	L	35-36									
09/26	Chargers	S	0	0	0	0.0	0.0	0.0	0	0	0	0/0	0.0	0	0	0	0	L	24-30									
10/03	at Eagles	S	0	0	0	0.0	0.0	0.0	0	0	0	0/0	0.0	0	0	0	0	W	42-30									
10/10	Bills	S	0	0	0	0.0	0.0	0.0	0	0	0	0/0	0.0	0	0	0	0	L	20-38									
10/17	at Football Team	S	0	0	0	0.0	0.0	0.0	0	0	0	0/0	0.0	0	0	0	0	W	31-13									
10/24	at Titans	S	0	0	0	0.0	0.0	0.0	0	0	0	0/0	0.0	0	0	0	0	L	3-27									
11/01	Giants	S	0	0	0	0.0	0.0	0.0	0	0	0	0/0	0.0	0	0	0	0	W	20-17									
11/07	Packers	S	0	0	0	0.0	0.0	0.0	0	0	0	0/0	0.0	0	0	0	0	W	13-7									
11/14	at Raiders	S	0	0	0	0.0	0.0	0.0	0	0	0	0/0	0.0	0	0	0	0	W	41-14									
11/21	Cowboys	S	0	0	0	0.0	0.0	0.0	0	0	0	0/0	0.0	1	4	4t	1	W	19-9									
12/05	Broncos	S	0	0	0	0.0	0.0	0.0	0	0	0	0/0	0.0	0	0	0	0	W	22-9									
12/12	Raiders	S	0	0	0	0.0	0.0	0.0	0	0	0	0/0	0.0	0	0	0	0	W	48-9									
12/16	at Chargers	S	0	0	0	0.0	0.0	0.0	0	0	0	0/0	0.0	0	0	0	0	W	34-28+									
12/26	Steelers																	W	36-10									
01/02	at Bengals	S	0	0	0	0.0	0.0	0.0	0	0	0	0/0	0.0	1	-1	-1	0	L	31-34									
01/08	at Broncos	S	0	0	0	0.0	0.0	0.0	0	0	0	0/0	0.0	0	0	0	0	W	28-24									
RESERVE/COVID-19																												
2021 TOTALS			16-16	0	0	0	0.0	0.0	0.0	0	0	0	0/0	0.0	2	3	4T	1	12-5									

+ - Overtime



2022 GAME-BY-GAME REGULAR-SEASON STATISTICS (CHIEFS)

DATE	OPPONENT	P/S	PASSING											RUSHING					W/L	SCORE
			ATT	CMP	YDS	PCT	Y/A	Y/C	TD	INT	LG	SK/YD	RATE	ATT	YDS	LG	TD			
09/11	at Cardinals	S	0	0	0	0.0	0.0	0.0	0	0	0	0/0	0.0	0	0	0	0	W	44-21	
09/15	Chargers	S	0	0	0	0.0	0.0	0.0	0	0	0	0/0	0.0	0	0	0	0	W	27-24	
09/25	at Colts	S	0	0	0	0.0	0.0	0.0	0	0	0	0/0	0.0	1	1	1	0	L	17-20	
10/02	at Buccaneers	S	0	0	0	0.0	0.0	0.0	0	0	0	0/0	0.0	0	0	0	0	W	41-31	
10/10	Raiders	S	0	0	0	0.0	0.0	0.0	0	0	0	0/0	0.0	0	0	0	0	W	30-29	
10/16	Bills	S	0	0	0	0.0	0.0	0.0	0	0	0	0/0	0.0	1	4	4	0	L	20-24	
10/23	at 49ers	S	0	0	0	0.0	0.0	0.0	0	0	0	0/0	0.0	0	0	0	0	W	44-23	
11/06	Titans	S	0	0	0	0.0	0.0	0.0	0	0	0	0/0	0.0	0	0	0	0	W	20-17+	
11/13	Jaguars	S	0	0	0	0.0	0.0	0.0	0	0	0	0/0	0.0	0	0	0	0	W	27-17	
11/20	at Chargers	S	0	0	0	0.0	0.0	0.0	0	0	0	0/0	0.0	0	0	0	0	W	30-27	
11/27	Rams	S	0	0	0	0.0	0.0	0.0	0	0	0	0/0	0.0	0	0	0	0	W	26-10	
12/04	at Bengals	S	0	0	0	0.0	0.0	0.0	0	0	0	0/0	0.0	0	0	0	0	L	24-27	
12/11	at Broncos	S	0	0	0	0.0	0.0	0.0	0	0	0	0/0	0.0	0	0	0	0	W	34-28	
12/18	at Texans	S	0	0	0	0.0	0.0	0.0	0	0	0	0/0	0.0	0	0	0	0	W	30-24+	
12/24	Seahawks	S	0	0	0	0.0	0.0	0.0	0	0	0	0/0	0.0	0	0	0	0	W	24-10	
01/01	Broncos	S	0	0	0	0.0	0.0	0.0	0	0	0	0/0	0.0	0	0	0	0	W	27-24	
01/07	at Raiders	S	0	0	0	0.0	0.0	0.0	0	0	0	0/0	0.0	0	0	0	0	W	31-13	
2022 TOTALS		17-17	0	0	0	0.0	0.0	0.0	0	0	0	0/0	0.0	2	5	4	0	14-3		

+ - Overtime

2023 GAME-BY-GAME REGULAR-SEASON STATISTICS (CHIEFS)

DATE	OPPONENT	P/S	PASSING											RUSHING					W/L	SCORE
			ATT	CMP	YDS	PCT	Y/A	Y/C	TD	INT	LG	SK/YD	RATE	ATT	YDS	LG	TD			
09/07	Lions		INACTIVE																L	20-21
09/17	at Jaguars	S	0	0	0	0.0	0.0	0.0	0	0	0	0/0	0.0	0	0	0	0	W	17-9	
09/24	Bears	S	0	0	0	0.0	0.0	0.0	0	0	0	0/0	0.0	0	0	0	0	W	41-10	
10/01	at Jets	S	0	0	0	0.0	0.0	0.0	0	0	0	0/0	0.0	0	0	0	0	W	23-20	
10/08	at Vikings	S	0	0	0	0.0	0.0	0.0	0	0	0	0/0	0.0	0	0	0	0	W	27-20	
10/12	Broncos	S	0	0	0	0.0	0.0	0.0	0	0	0	0/0	0.0	0	0	0	0	W	19-8	
10/22	Chargers	S	0	0	0	0.0	0.0	0.0	0	0	0	0/0	0.0	0	0	0	0	W	31-17	
10/29	at Broncos	S	0	0	0	0.0	0.0	0.0	0	0	0	0/0	0.0	0	0	0	0	L	9-24	
11/05	Dolphins	S	0	0	0	0.0	0.0	0.0	0	0	0	0/0	0.0	0	0	0	0	W	21-14	
11/20	Eagles	S	0	0	0	0.0	0.0	0.0	0	0	0	0/0	0.0	0	0	0	0	L	17-21	
11/26	at Raiders	S	0	0	0	0.0	0.0	0.0	0	0	0	0/0	0.0	0	0	0	0	W	31-17	
12/03	at Packers	S	0	0	0	0.0	0.0	0.0	0	0	0	0/0	0.0	0	0	0	0	L	19-27	
12/10	Bills	S	0	0	0	0.0	0.0	0.0	0	0	0	0/0	0.0	0	0	0	0	L	17-20	
12/17	at Patriots	S	0	0	0	0.0	0.0	0.0	0	0	0	0/0	0.0	0	0	0	0	W	27-17	
12/25	Raiders	S	0	0	0	0.0	0.0	0.0	0	0	0	0/0	0.0	0	0	0	0	L	14-20	
12/31	Bengals	S	0	0	0	0.0	0.0	0.0	0	0	0	0/0	0.0	0	0	0	0	W	25-17	
01/07	at Chargers		INACTIVE																W	13-12
2023 TOTALS		15-15	0	0	0	0.0	0.0	0.0	0	0	0	0/0	0.0	0	0	0	0	11-6		

2024 GAME-BY-GAME REGULAR-SEASON STATISTICS (CHIEFS)

DATE	OPPONENT	P/S	PASSING											RUSHING					W/L	SCORE
			ATT	CMP	YDS	PCT	Y/A	Y/C	TD	INT	LG	SK/YD	RATE	ATT	YDS	LG	TD			
09/05	Ravens	S	0	0	0	0.0	0.0	0.0	0	0	0	0/0	0.0	0	0	0	0	W	27-20	
09/15	Bengals	S	0	0	0	0.0	0.0	0.0	0	0	0	0/0	0.0	1	1	1	0	W	26-25	
09/22	at Falcons	S	0	0	0	0.0	0.0	0.0	0	0	0	0/0	0.0	0	0	0	0	W	22-17	
2024 TOTALS		3-3	0	0	0	0.0	0.0	0.0	0	0	0	0/0	0.0	1	1	1	0	3-0		

2019 GAME-BY-GAME POSTSEASON STATISTICS (CHIEFS)

DATE	OPPONENT	P/S	PASSING											RUSHING					W/L	SCORE
			ATT	CMP	YDS	PCT	Y/A	Y/C	TD	INT	LG	SK/YD	RATE	ATT	YDS	LG	TD			
01/12	Texans	S	0	0	0	0.0	0.0	0.0	0	0	0	0/0	0.0	0	0	0	0	W	51-31	
01/19	Titans	S	0	0	0	0.0	0.0	0.0	0	0	0	0/0	0.0	0	0	0	0	W	35-24	
02/02	49ers	S	0	0	0	0.0	0.0	0.0	0	0	0	0/0	0.0	1	2	2	0	W	31-20	
2019 TOTALS		3-3	0	0	0	0.0	0.0	0.0	0	0	0	0/0	0.0	1	2	2	0	3-0		

2020 GAME-BY-GAME POSTSEASON STATISTICS (CHIEFS)

DATE	OPPONENT	P/S	PASSING											RUSHING					W/L	SCORE
			ATT	CMP	YDS	PCT	Y/A	Y/C	TD	INT	LG	SK/YD	RATE	ATT	YDS	LG	TD			
01/17	Browns	S	0	0	0	0.0	0.0	0.0	0	0	0	0/0	0.0	0	0	0	0	W	22-17	
01/24	Bills	S	0	0	0	0.0	0.0	0.0	0	0	0	0/0	0.0	0	0	0	0	W	38-24	
02/07	at Buccaneers	S	0	0	0	0.0	0.0	0.0	0	0	0	0/0	0.0	0	0	0	0	L	9-31	
2020 TOTALS		3-3	0	0	0	0.0	0.0	0.0	0	0	0	0/0	0.0	0	0	0	0	2-1		

2021 GAME-BY-GAME POSTSEASON STATISTICS (CHIEFS)

DATE	OPPONENT	P/S	PASSING											RUSHING					W/L	SCORE
			ATT	CMP	YDS	PCT	Y/A	Y/C	TD	INT	LG	SK/YD	RATE	ATT	YDS	LG	TD			
01/16	Steelers	S	1	1	2	100.0	2.0	2.0	1	0	2t	0/0	118.8	0	0	0	0	W	42-21	
01/23	Bills	S	0	0	0	0.0	0.0	0.0	0	0	0	0/0	0.0	0	0	0	0	W	42-36+	
01/30	Bengals	S	0	0	0	0.0	0.0	0.0	0	0	0	0/0	0.0	0	0	0	0	L	24-27+	
2021 TOTALS		3-3	1	1	2	100.0	2.0	2.0	1	0	2T	0/0	118.8	0	0	0	0	2-1		

+ - Overtime



2022 GAME-BY-GAME POSTSEASON STATISTICS (CHIEFS)

DATE	OPPONENT	P/S	PASSING											RUSHING				W/L	SCORE	
			ATT	CMP	YDS	PCT	Y/A	Y/C	TD	INT	LG	SK/YD	RATE	ATT	YDS	LG	TD			
01/21	Jaguars	S	0	0	0	0.0	0.0	0.0	0	0	0	0/0	0.0	0	0	0	0	0	W	27-20
01/29	Bengals	S	0	0	0	0.0	0.0	0.0	0	0	0	0/0	0.0	0	0	0	0	W	23-20	
02/12	at Eagles	S	0	0	0	0.0	0.0	0.0	0	0	0	0/0	0.0	0	0	0	0	W	38-35	
2022 TOTALS		3-3	0	0	0	0.0	0.0	0.0	0	0	0	0/0	0.0	0	0	0	0	3-0		

2023 GAME-BY-GAME POSTSEASON STATISTICS (CHIEFS)

DATE	OPPONENT	P/S	PASSING											RUSHING				W/L	SCORE
			ATT	CMP	YDS	PCT	Y/A	Y/C	TD	INT	LG	SK/YD	RATE	ATT	YDS	LG	TD		
01/13	Dolphins	S	0	0	0	0.0	0.0	0.0	0	0	0	0/0	0.0	0	0	0	0	W	26-7
01/21	at Bills	S	0	0	0	0.0	0.0	0.0	0	0	0	0/0	0.0	0	0	0	0	W	27-24
01/28	at Ravens	S	0	0	0	0.0	0.0	0.0	0	0	0	0/0	0.0	1	5	5	0	W	17-10
02/11	49ers	S	0	0	0	0.0	0.0	0.0	0	0	0	0/0	0.0	0	0	0	0	W	25-22+
2023 TOTALS		4-4	0	0	0	0.0	0.0	0.0	0	0	0	0/0	0.0	1	5	5	0	4-0	

+ - Overtime





PATRICK MAHOMES

QUARTERBACK #15

TEXAS TECH



8TH YEAR IN THE NFL

8TH YEAR WITH THE CHIEFS

HEIGHT: 6'2"
WEIGHT: 225 LBS
DRAFTED: D1-17
BIRTHDAY: 9/17/95

- 👁️ Mahomes enters his eighth season with the Chiefs in 2024 and his seventh year as the starter (2018-24).
- 👁️ Mahomes is the youngest player ever to win both a league MVP and a Super Bowl title.
- 👁️ He is the first player in the 21st century to win both the league MVP and the Super Bowl MVP in the same season (2022).
- 👁️ Originally entered the NFL as a first-round pick (10th overall) by the Kansas City Chiefs in the 2017 NFL Draft.
- 👁️ The Chiefs traded the No. 27 overall pick, a third-round pick and their 2018 first-round selection to the Buffalo Bills in order to move up to the 10th spot to select Mahomes.

Career Highlights:

- 👁️ Mahomes tops the franchise's career passing charts in multiple categories, ranking first in passer rating (103.5), completions (2,386), completion percentage (66.5%), 300-yard passing games (45), 100.0 passer rating games (52), yards-per-attempt average (7.92), 20-yard completions (375), passing yards in a single-season (5,250 in 2022), passing yards in consecutive seasons (10,089; 2021-22) and rushing touchdowns by a quarterback (12). He also finds himself in the top two for attempts (3,590), yards (28,424) and touchdowns (219). He trails only PFHOF QB Len Dawson in all three categories.
- 👁️ He currently holds the second-highest passer rating in NFL history amongst people with 1,500 passing attempts (103.5). He trails Aaron Rodgers (103.6).
- 👁️ Owns 98 career touchdown passes at GEHA Field at Arrowhead Stadium, passing QB Trent Green (62) for the most career touchdown passes in the stadium's history.
- 👁️ With 5,250 passing yards in 2022, Mahomes recorded his fifth-consecutive season (2018-22) with 4,000 or more passing yards. He joins PFHOF QB Peyton Manning as the only two players to have five such seasons in their first six years in the league.
- 👁️ Mahomes threw for 4,500+ yards and 35+ touchdowns in four of his first six seasons in the league (2018, 2020, 2021, 2022). He is one of eight players in NFL history to have multiple seasons throwing for 4,500+ yards and 35+ touchdowns and one of just four quarterbacks in NFL history to have at least four such seasons, joining Tom Brady (five), Drew Brees (four) and PFHOF QB Peyton Manning (four).
- 👁️ Starting his 75th game against the Cincinnati Bengals in Week 13 of 2022 (12/4/22), Mahomes holds the record for most touchdown passes (181), passing yards (22,799) and wins (59) in any NFL quarterback's first 75 games.
- 👁️ With 4,183 yards in 2023, Mahomes now owns 28,424

- passing yards, surpassing the 25,000 yard plateau in just 83 games, the fastest in NFL history to surpass that mark.
- 👁️ Mahomes was already the fastest quarterback in NFL history to reach 15,000 career passing yards, but he officially became the fastest one to reach 20,000 career passing yards, doing so in 67 games. His 67 games outpaced QB Matthew Stafford's 71 games.
- 👁️ Between Mahomes and TE Travis Kelce, the pair has 51 touchdown connections. Their 51 touchdown connections passed PFHOF QB Len Dawson and former WR Otis Taylor for most QB-pass catcher connections in Chiefs history.
- 👁️ After being named the NFL MVP for the 2018 season as voted on by the *Associated Press*, he became the youngest recipient of the award since PFHOF QB Dan Marino in 1984.
- 👁️ Mahomes threw a touchdown pass in 31 straight regular season games between the 2019 and 2021 seasons, establishing a new franchise record and ranking as the ninth-longest streak in NFL history (regular season only). He also owns a streak of 14 consecutive regular season games spanning from 2018 to 2019 with at least two touchdown passes, the second-longest streak in NFL history behind only PFHOF QB Peyton Manning's streak of 15 such games.
- 👁️ Owns 45 career 300-yard games, marking the most 300-yard games in franchise history and the most in the NFL since 2017. Twenty-six of those performances came in his first four seasons (2017-20), tying PFHOF QB Kurt Warner (26) for the most games of at least 300 passing yards in a player's first four seasons in league annals.
- 👁️ Recorded 1,831 passing yards with no interceptions in the first five games of the 2019 season, passing PFHOF Peyton Manning (1,744 passing yards in 2013) for the most passing yards without an interception to begin a season in NFL history.
- 👁️ Threw for 278 yards in the second quarter in Week 2 at Oakland (9/15/19), the second-most passing yards in any single quarter in a game in NFL history, trailing only former QB Drew Brees who threw for 294 yards in the fourth quarter at Atlanta on Nov. 9, 2008.
- 👁️ During the 2018 season, became just the second quarterback (Peyton Manning in 2013) in NFL history to throw for 50 touchdowns and 5,000 passing yards in a single-season.
- 👁️ In his first season as the full-time starter in 2018, he broke the Chiefs single-season passing touchdown record by Week 10, passing Len Dawson (30) with 31 touchdown passes. Went on to finish the 2018 season with 50 touchdown passes, tied for the second-most in a single season in NFL history with former Tom Brady (50 in 2007).
- 👁️ Has recorded six touchdown passes in a game twice in his career against the Steelers (9/16/18) and the Rams (11/19/18), tying Chiefs and PFHOF QB Len Dawson for most touchdown



passes in one game in team history. Mahomes is one of ten quarterbacks in league history to record multiple six-touchdown games.

🏈 Threw 29 touchdown passes in his first 10 career NFL games, more TD throws than any QB in NFL history in their first 10 games.

🏈 First quarterback in Chiefs history to throw for 300+ yards in eight consecutive games in a single season (2018). His streak is tied for second-most consecutive games with 300+ yards.

🏈 Made his NFL debut and first start during the Chiefs 2017 regular season finale at the Denver Broncos (12/31/17), completing 22-of-35 passes (62.9%) for 284 yards. His 284 passing yards in the game are the second-most by a rookie passer in a single-game in franchise history.

Postseason Career Highlights:

🏈 Is one of six players to have been on the active roster for all three of the club's Super Bowl victories over the past five years (LIV, LVII and LVIII). He is joined by G Nick Allegretti, K Harrison Butker, DT Chris Jones, TE Travis Kelce and LS James Winchester.

🏈 Has started 18 career postseason games for the Chiefs, the fifth-most in Chiefs history, carrying an 15-3 record. His 18 starts and 83.3 winning percentage are the top marks by a quarterback in franchise history.

🏈 As he started his fourth Super Bowl in 2023, Mahomes became just the eighth quarterback in NFL history to start in four or more Super Bowls. Only former QBs Tom Brady (10) and John Elway (5) have more. After defeating the 49ers for back-to-back Super Bowl titles in Super Bowl LVIII, Mahomes now has three Super Bowl titles, the fourth most in NFL history. He trails only Brady (7), Joe Montana (4) and Terry Bradshaw (4).

🏈 Mahomes owns the franchise's postseason records for passing yards (5,135), touchdown passes (41), completions (456), attempts (672), completion percentage (67.9), passer rating (105.8) and rushing yards (524).

🏈 Mahomes' 41 postseason touchdown passes are the fifth-most in NFL history amongst players with at least 150 attempts.

🏈 His 105.8 passer rating in the postseason is the highest passer rating by any NFL quarterback in playoff history.

🏈 Mahomes has recorded seven games of a 120.0+ passer rating in the postseason, marking a league-best.

🏈 In his first seven NFL seasons, Mahomes ranks at the top in the following postseason categories: touchdown passes (41), passes completed (456), passes attempted (672) and passing yards (5,135).

🏈 Mahomes threw two touchdowns in Super Bowl LVIII, giving him seven career Super Bowl touchdown passes, the fifth-most in Super Bowl history. He has now also thrown for 1,071 yards in his four Super Bowl appearances, giving him the fifth-most passing yards in Super Bowl history and making him one of just six players to throw more than 1,000 yards in Super Bowls.

🏈 Has thrown five touchdown passes in a postseason game twice, joining PFHOF QB Kurt Warner (twice) and former QB Daryle Lamonica (twice) as the only players in NFL history to have multiple playoff games with five or more passing touchdowns.

🏈 Became the 13th starting quarterback to win multiple Super Bowls with his victory over the Eagles in Super Bowl LVII.

🏈 After receiving the Super Bowl MVP, Mahomes became the fifth player in history to win multiple Super Bowl MVP titles and 11th player ever to receive both the Super Bowl MVP and league MVP in the same season.

🏈 In Super Bowl LVII in Arizona, Mahomes threw three touchdown passes, marking his eighth postseason game of three or more touchdown passes. Having eight such games

puts him in a tie for third-most postseason games of three or more touchdown passes with QB Aaron Rodgers. PFHOF QB Joe Montana (nine) and former QB Tom Brady (13) are the other two ahead of Mahomes.

🏈 Finished the 2021 postseason with 11 passing touchdowns, tying Joe Flacco (2012) and PFHOFs Kurt Warner (2008) and Joe Montana (1989) for the most touchdown passes in a single postseason in NFL history, at the time.

🏈 Threw three touchdown passes in the 2021 AFC Championship Game vs. Cincinnati (1/30/22), giving him seven postseason games with three or more touchdown passes, ranking as the fourth-most by a quarterback in NFL history, at the time.

🏈 Orchestrated one of the most exciting finishes to a playoff game in the 2021 AFC Divisional Round Game against the Buffalo Bills, leading the Chiefs to 19 fourth-quarter and overtime points, including setting up the game-tying field goal with just 0:13 remaining on the clock in regulation and connecting with TE Travis Kelce for an eight-yard game-winning touchdown in OT. Completed a franchise record 33 passes and tied for the second-most yards in a single game in franchise postseason history with 378 yards in the win to set up an NFL record fourth-consecutive home conference title game at GEHA Field at Arrowhead Stadium.

🏈 With his start in Super Bowl LV following the 2020 season, Mahomes became the youngest quarterback in NFL history (25 years and 143 days old) to start in two Super Bowls, surpassing Russell Wilson, who was 26 years and 64 days old at the time of his second Super Bowl start (SB XLIX) with the Seattle Seahawks.

🏈 With his start in the AFC Championship Game against Buffalo (1/24/21) during the 2020 season, he became the 12th quarterback since the 1970 merger to start in three-consecutive conference championship games and was the first player to accomplish the feat prior to his 26th birthday. He also became the first quarterback ever to accomplish the feat in his first four seasons in the league.

🏈 At 24 years and 138 days, Mahomes became the third-youngest player and youngest quarterback in NFL history to be named Super Bowl MVP, earning the honors for his performance in Super Bowl LIV vs. the San Francisco 49ers.

🏈 In the AFC Championship Game against Tennessee (1/19/20) became the first player in Chiefs franchise history to ever record multiple passing touchdowns and a rushing touchdown (three passing, one rushing) in a postseason game.

🏈 Became the first player in NFL history to record 300+ passing yards, five or more passing touchdowns and 50+ rushing yards in a playoff game in the AFC Divisional Round against Houston (1/12/20).

🏈 Threw five touchdown passes in the 2020 AFC Divisional Round, the most in a single-game in Chiefs postseason history and tied for the fourth-most in NFL history. Four of his five touchdowns came in the second quarter, making him just the second player in NFL postseason history (QB Doug Williams in Super Bowl XXII) with four passing touchdowns in a single quarter.

Honors:

🏈 Selected to the Pro Bowl following the 2018, 2019, 2020, 2021, 2022 and 2023 seasons.

🏈 Named an AP All-Pro following the 2018 and 2022 seasons (first-team) and the 2020 season (second-team).

🏈 Received PFWA All-AFC Team honors in 2018 and 2020.

🏈 Voted by teammates as an offensive team captain for the postseason in each of his seven seasons as the starter (2018-23).

🏈 2023 Chiefs Derrick Thomas Most Valuable Player.

🏈 2023 Week 12 AFC Offensive Player of the Week.

🏈 Super Bowl LVIII MVP.

- 🏆 Voted the ESPY Best Male Athlete and ESPY Best NFL Player following the 2022 season.
- 🏆 2022 Chiefs Derrick Thomas Most Valuable Player.
- 🏆 Super Bowl LVII MVP.
- 🏆 2022 NFL Most Valuable Player.
- 🏆 November 2022 AFC Offensive Player of the Month.
- 🏆 2022 Weeks 1 and 4 AFC Offensive Player of the Week.
- 🏆 December 2021 AFC Offensive Player of the Month.
- 🏆 2021 Weeks 1 and 10 AFC Offensive Player of the Week.
- 🏆 2020 Sports Illustrated Sportsperson of the Year.
- 🏆 2020 TSN All-NFL Team.
- 🏆 November 2020 AFC Offensive Player of the Month.
- 🏆 2020 Weeks 3 and 8 AFC Offensive Player of the Week.
- 🏆 Super Bowl LIV MVP.
- 🏆 September 2019 AFC Offensive Player of Month.
- 🏆 2019 Week 2 AFC Offensive Player of Week.
- 🏆 2019 ESPY Best NFL Player.

- 🏆 2019 Week 2 FedEx Air Player of the Week.
- 🏆 2018 Chiefs Derrick Thomas Most Valuable Player.
- 🏆 2018 Bert Bell Award.
- 🏆 2018 NFL Most Valuable Player.
- 🏆 2018 AP, NFL, PFWA, SI and the 101 Awards Offensive Player of the Year.
- 🏆 2018 PFW All-NFL Team.
- 🏆 2018 FedEx Air Player of the Year.
- 🏆 2018 Weeks 1, 2, 7 and 8 AFC Offensive Player of the Week.
- 🏆 2018 Weeks 2, 7 and 8 FedEx Air Player of the Week.
- 🏆 September 2018 AFC Player of the Month.

Transactions:

Signed contract extension with Kansas City (7/6/20) ... Originally entered the NFL as a first-round pick (10th overall) by the Kansas City Chiefs in the 2017 NFL Draft.

COLLEGE

A three-year starter at Texas Tech, Mahomes finished his Red Raider career with 857 completions on 1,349 attempts (63.5 pct.) ... Totaled 11,252 yards, 93 touchdowns and 845 rushing yards ... Began his career by starting the Red Raiders final four games as a true freshman, passing for 1,547 yards and 16 touchdowns with a 56.8 completion percentage with one of those games being a 598-yard, six-touchdown effort against a top-10 team in Baylor ... Gathered honorable mention All-Big 12 notice as a freshman in 2014 and was additionally honored in 2015 after starting every game and leading the FBS with 393 yards of total offense per game (totaled 4,653 yards, 36 TDs, 15 INTs, 63.5 completion percentage) ... Was a second-team All-Conference pick in his final season at Tech in 2016, leading the FBS with 421 passing yards per game (5,052 total, 41 TDs, 10 INTs, 65.7 completion percentage) ... Set a (then) NCAA record with 819 yards of total offense, while also tying the NCAA mark for passing yards with 734 vs. No. 16 Oklahoma on Oct. 23.

PERSONAL

- 🏆 Attended Whitehouse (Texas) High School where he earned several honors: MaxPreps 2013-14 National Male Athlete of the Year, 2013 Texas Associated Press Sports Editors High School Football Player of the Year, Associated Press Class 4A Offensive Player of the Year and All-East Texas Most Valuable Player.
- 🏆 A three-sport star as a prep, Mahomes also lettered in basketball and baseball, where he was selected by the Detroit Tigers in the 2014 Major League Baseball First-Year Player Draft in the 37th Round (No. 1,120 overall selection).
- 🏆 Father, Pat, pitched 11 years in Major League Baseball with six organizations, including five years with the Minnesota Twins.
- 🏆 Studied marketing at Texas Tech.
- 🏆 In 2019, founded the 15 and the Mahomies Foundation which is dedicated to improving the lives of children. The foundation supports initiatives that focus on health, wellness, communities in need of resources and other charitable causes.
- 🏆 Hometown: Tyler, Texas.

PATRICK MAHOMES' NFL REGULAR SEASON PASSING STATISTICS

DATE	TEAM	GP	GS	ATT.	CMP.	PCT.	YDS	AVG.	TD	INT.	LG	SK	LST	RATE
2017	Chiefs	1	1	35	22	62.9	284	8.1	0	1	51	2	15	76.4
2018	Chiefs	16	16	580	383	66.0	5,097	8.8	50	12	89t	26	171	113.8
2019	Chiefs	14	14	484	319	65.9	4,031	8.3	26	5	83t	17	127	105.3
2020	Chiefs	15	15	588	390	66.3	4,740	8.1	38	6	75t	22	147	108.2
2021	Chiefs	17	17	658	436	66.3	4,839	7.4	37	13	75t	28	146	98.5
2022	Chiefs	17	17	648	435	67.1	5,250	8.1	41	12	67	26	188	105.2
2023	Chiefs	16	16	597	401	67.2	4,183	7.0	27	14	67	27	186	92.6
2024	Chiefs	3	3	92	64	69.6	659	7.2	5	4	44t	4	24	89.9
TOTALS		99	99	3,682	2,450	66.5	29,083	7.9	224	67	89T	152	1,004	103.1

PATRICK MAHOMES' NFL POSTSEASON PASSING STATISTICS

DATE	TEAM	GP	GS	ATT.	CMP.	PCT.	YDS	AVG.	TD	INT.	LG	SK	LST	RATE
2017	Chiefs	0	0	0	0	0.0	0	0.0	0	0	0	0	0	0.0
2018	Chiefs	2	2	72	43	59.7	573	8.0	3	0	54	8	71	98.9
2019	Chiefs	3	3	112	72	64.3	901	8.0	10	2	60t	6	20	111.5
2020	Chiefs	3	3	117	76	65.0	850	7.3	4	2	71	4	27	90.8
2021	Chiefs	3	3	122	89	73.0	1,057	8.7	11	3	64t	9	81	118.8
2022	Chiefs	3	3	100	72	72.0	703	7.0	7	0	29	3	11	114.7
2023	Chiefs	4	4	149	104	69.8	1,051	7.1	6	1	52	5	19	100.3
TOTALS		18	18	672	456	67.9	5,135	7.6	41	8	71	35	229	105.8



PATRICK MAHOMES' NFL REGULAR SEASON RUSHING STATISTICS

DATE	TEAM	NO.	YDS.	AVG.	LG	TD
2017	Chiefs	7	10	1.4	5	0
2018	Chiefs	60	272	4.5	28	2
2019	Chiefs	43	218	5.1	25	2
2020	Chiefs	62	308	5.0	24	2
2021	Chiefs	66	381	5.8	32	2
2022	Chiefs	61	358	5.9	20	4
2023	Chiefs	75	389	5.2	25	0
2024	Chiefs	12	49	4.1	15	0
TOTALS		386	1,985	5.1	32	12

PATRICK MAHOMES' NFL POSTSEASON RUSHING STATISTICS

DATE	TEAM	NO.	YDS.	AVG.	LG	TD
2017	Chiefs	0	0	0.0	0	0
2018	Chiefs	5	19	3.8	9	1
2019	Chiefs	24	136	5.7	27t	2
2020	Chiefs	13	52	4.0	13	1
2021	Chiefs	13	117	9.0	34	1
2022	Chiefs	12	60	5.0	26	0
2023	Chiefs	23	141	6.1	28	0
TOTALS		90	525	5.8	34	5

SINGLE-GAME HIGHS: QUARTERBACK

Pass Attempts	68 vs. Tennessee, Nov 06, 2022 54 vs. Buffalo, Oct 10, 2021 53 vs. Baltimore, Dec 09, 2018 50 at Las Vegas, Nov 14, 2021 50 at Tennessee, Nov 10, 2019	Passer Rating	154.8 at Pittsburgh, Sep 16, 2018 144.4 vs. N.Y. Jets, Nov 01, 2020 144.2 at Arizona, Sep 11, 2022 143.2 at Jacksonville, Sep 08, 2019 139.2 vs. Las Vegas, Dec 12, 2021
Pass Completions	43 vs. Tennessee, Nov 06, 2022 37 at Tampa Bay, Nov 29, 2020 36 at Houston, Dec 18, 2022 36 at Tennessee, Nov 10, 2019 35 at Las Vegas, Nov 14, 2021 ...1 more at 35.	Rush Attempts	10 vs. Las Vegas, Dec 25, 2023 10 at Buffalo, Oct 19, 2020 9 at Denver, Jan 08, 2022 9 at Oakland, Dec 02, 2018 8 vs. Buffalo, Oct 10, 2021 ...1 more at 8.
Yards Passing	478 at L.A. Rams, Nov 19, 2018 462 at Tampa Bay, Nov 29, 2020 446 vs. Tennessee, Nov 06, 2022 446 at Tennessee, Nov 10, 2019 443 at Oakland, Sep 15, 2019	Rushing Yards	63 vs. Tennessee, Nov 06, 2022 61 vs. Buffalo, Oct 10, 2021 59 at L.A. Chargers, Nov 18, 2019 54 at Denver, Jan 08, 2022 54 at L.A. Chargers, Sep 20, 2020 ...1 more at 54.
TD Passes	6 at L.A. Rams, Nov 19, 2018 6 at Pittsburgh, Sep 16, 2018 5 at Arizona, Sep 11, 2022 5 at Las Vegas, Nov 14, 2021 ...2 more at 5.	Rushing Average	7.6 vs. Buffalo, Oct 10, 2021 7.3 at N.Y. Jets, Oct 01, 2023 6.0 at Denver, Jan 08, 2022 5.8 at Oakland, Dec 02, 2018 5.6 vs. Jacksonville, Nov 13, 2022
Long Passes	89t vs. Oakland, Dec 30, 2018 83t vs. Baltimore, Sep 22, 2019 75t vs. Cleveland, Sep 12, 2021 75t at Tampa Bay, Nov 29, 2020 75t at New England, Oct 14, 2018	Longest Runs	32 at L.A. Chargers, Dec 16, 2021 28 at Oakland, Dec 02, 2018 25 at N.Y. Jets, Oct 01, 2023 25 at Denver, Jan 08, 2022 25 at Detroit, Sep 29, 2019
Completion Percentage	87.8 at Houston, Dec 18, 2022 83.3 vs. Las Vegas, Dec 12, 2021 82.1 at Pittsburgh, Sep 16, 2018 80.8 at Buffalo, Oct 19, 2020 80.0 at Philadelphia, Oct 03, 2021	Rushing TDs	1 vs. Seattle, Dec 24, 2022 1 at Houston, Dec 18, 2022 1 at Cincinnati, Dec 04, 2022 ...9 more at 1.



SINGLE-GAME HIGHS - POSTSEASON: QUARTERBACK

Pass Attempts	49 at Tampa Bay, Feb 07, 2021 46 vs. San Francisco, Feb 11, 2024 44 vs. Buffalo, Jan 23, 2022 43 vs. Cincinnati, Jan 29, 2023 41 vs. Miami, Jan 13, 2024 ...2 more at 41.	Passer Rating	138.2 vs. Pittsburgh, Jan 16, 2022 134.6 vs. Houston, Jan 12, 2020 131.8 at Philadelphia, Feb 12, 2023 131.6 at Buffalo, Jan 21, 2024 127.6 vs. Buffalo, Jan 24, 2021
Pass Completions	34 vs. San Francisco, Feb 11, 2024 33 vs. Buffalo, Jan 23, 2022 30 at Baltimore, Jan 28, 2024 30 vs. Pittsburgh, Jan 16, 2022 29 vs. Cincinnati, Jan 29, 2023 ...1 more at 29.	Rush Attempts	10 vs. San Francisco, Feb 02, 2020 9 vs. San Francisco, Feb 11, 2024 7 vs. Buffalo, Jan 23, 2022 7 vs. Tennessee, Jan 19, 2020 7 vs. Houston, Jan 12, 2020
Yards Passing	404 vs. Pittsburgh, Jan 16, 2022 378 vs. Buffalo, Jan 23, 2022 333 vs. San Francisco, Feb 11, 2024 326 vs. Cincinnati, Jan 29, 2023 325 vs. Buffalo, Jan 24, 2021	Rushing Yards	69 vs. Buffalo, Jan 23, 2022 66 vs. San Francisco, Feb 11, 2024 54 vs. Tennessee, Jan 19, 2020 53 vs. Houston, Jan 12, 2020 44 at Philadelphia, Feb 12, 2023
TD Passes	5 vs. Pittsburgh, Jan 16, 2022 5 vs. Houston, Jan 12, 2020 3 at Philadelphia, Feb 12, 2023 3 vs. Cincinnati, Jan 30, 2022 ...4 more at 3.	Rushing Average	9.9 vs. Buffalo, Jan 23, 2022 7.7 vs. Tennessee, Jan 19, 2020 7.6 vs. Houston, Jan 12, 2020 7.3 vs. San Francisco, Feb 11, 2024 2.9 vs. San Francisco, Feb 02, 2020
Long Passes	71 vs. Buffalo, Jan 24, 2021 64t vs. Buffalo, Jan 23, 2022 60t vs. Tennessee, Jan 19, 2020 54 vs. New England, Jan 20, 2019 52 vs. San Francisco, Feb 11, 2024	Longest Runs	34 vs. Buffalo, Jan 23, 2022 28 vs. Miami, Jan 13, 2024 27t vs. Tennessee, Jan 19, 2020 26 at Philadelphia, Feb 12, 2023 24 at Buffalo, Jan 21, 2024
Completion Percentage	77.8 at Philadelphia, Feb 12, 2023 76.9 at Baltimore, Jan 28, 2024 76.9 vs. Pittsburgh, Jan 16, 2022 76.3 vs. Buffalo, Jan 24, 2021 75.0 vs. Buffalo, Jan 23, 2022	Rushing TDs	1 vs. Buffalo, Jan 23, 2022 1 vs. Cleveland, Jan 17, 2021 1 vs. San Francisco, Feb 02, 2020 ...2 more at 1.

300-YARD PASSING GAMES (45): REGULAR SEASON

DATE	TEAM	NO.	YDS.	AVG.	LG	TD
09/16/18	at Steelers	23	326	14.2	40	6
09/23/18	49ERS	24	314	13.1	42	3
10/01/18	at Broncos	28	304	10.9	35	1
10/07/18	JAGUARS	22	313	14.2	40	0
10/14/18	at Patriots	23	352	15.3	75t	4
10/21/18	BENGALS	28	358	12.8	50	4
10/28/18	BRONCOS	24	303	12.6	40	4
11/04/18	at Browns	23	375	16.3	50t	3
11/19/18	at Rams	33	478	14.5	73t	6
12/09/18	RAVENS	35	377	10.8	48	2
09/08/19	at Jaguars	25	378	15.1	68t	3
09/15/19	at Raiders	30	443	14.8	44t	4
09/22/19	RAVENS	27	374	13.9	83t	3
09/29/19	at Lions	24	315	13.1	33	0
10/06/19	COLTS	22	321	14.6	31	1
11/10/19	at Titans	36	446	12.4	63t	3
12/15/19	BRONCOS	27	340	12.6	41t	2
09/20/20	at Chargers	27	302	11.2	54t	2
09/28/20	at Ravens	31	385	12.4	49t	4
10/11/20	RAIDERS	22	340	15.5	37	2
11/01/20	JETS	31	416	13.4	41t	5
11/08/20	PANTHERS	30	372	12.4	44	4
11/22/20	at Raiders	34	348	10.2	22t	2
11/29/20	at Buccaneers	37	462	12.5	75t	3
12/06/20	BRONCOS	25	318	12.7	30	1
12/13/20	at Dolphins	24	393	16.4	44t	2
09/12/21	BROWNS	27	337	12.5	75t	3
09/19/21	at Ravens	24	343	14.3	46t	3
10/17/21	at Commanders	32	397	12.4	49	2
11/14/21	at Raiders	35	406	11.6	38t	5
12/16/21	at Chargers	31	410	13.2	69	3
09/11/22	at Cardinals	30	360	12.0	35	5
10/16/22	BILLS	25	338	13.5	42t	2
10/23/22	at 49ers	25	423	16.9	57	3
11/06/22	TITANS	43	446	10.4	33	1
11/13/22	JAGUARS	26	331	12.7	46	4
11/20/22	at Chargers	20	329	16.5	40	3
11/27/22	RAMS	27	320	11.9	39t	1
12/11/22	at Broncos	28	352	12.6	56t	3
12/18/22	at Texans	36	336	9.3	21	2
01/01/23	BRONCOS	29	328	11.3	38	3
09/17/23	at Jaguars	29	305	10.5	54	2
10/12/23	BRONCOS	30	306	10.2	40	1
10/22/23	CHARGERS	32	424	13.3	53	4
12/17/23	at Patriots	27	305	11.3	48	2

300-YARD PASSING GAMES (6): POST SEASON

DATE	TEAM	NO.	YDS.	AVG.	LG	TD
01/12/20	TEXANS	23	321	14.0	48	5
01/24/21	BILLS	29	325	11.2	71	3
01/16/22	STEELERS	30	404	13.5	48t	5
01/23/22	BILLS	33	378	11.5	64t	3
01/29/23	BENGALS	29	326	11.2	29	2
02/11/24	49ERS	34	333	9.8	52	2



2017 GAME-BY-GAME REGULAR-SEASON STATISTICS (CHIEFS)

DATE	OPPONENT	P/S	PASSING										RUSHING				W/L	SCORE						
			ATT	CMP	YDS	PCT	Y/A	Y/C	TD	INT	LG	SK/YD	RATE	ATT	YDS	LG			TD					
09/07	at Patriots																					W	42-27	
09/17	Eagles																						W	27-20
09/24	at Chargers																						W	24-10
10/02	Redskins																						W	29-20
10/08	at Texans																						W	42-34
10/15	Steelers																						L	13-19
10/19	at Raiders																						L	30-31
10/30	Broncos																						W	29-19
11/05	at Cowboys																						L	17-28
11/19	at Giants																						L	9-12+
11/26	Bills																						L	10-16
12/03	at Jets																						L	31-38
12/10	Raiders																						W	26-15
12/16	Chargers																						W	30-13
12/24	Dolphins																						W	29-13
12/31	at Broncos	S	35	22	284	62.9	8.1	12.9	0	1	51	2/15	76.4	7	10	5	0						W	27-24
2017 TOTALS		1-1	35	22	284	62.9	8.1	12.9	0	1	51	2/15	76.4	7	10	5	0						10-6	

+ - Overtime

2018 GAME-BY-GAME REGULAR-SEASON STATISTICS (CHIEFS)

DATE	OPPONENT	P/S	PASSING										RUSHING				W/L	SCORE						
			ATT	CMP	YDS	PCT	Y/A	Y/C	TD	INT	LG	SK/YD	RATE	ATT	YDS	LG			TD					
09/09	at Chargers	S	27	15	256	55.6	9.5	17.1	4	0	58t	1/0	127.5	5	21	8	0						W	38-28
09/16	at Steelers	S	28	23	326	82.1	11.6	14.2	6	0	40	1/4	154.8	5	18	10	0						W	42-37
09/23	49ers	S	38	24	314	63.2	8.3	13.1	3	0	42	2/7	115.5	5	7	7	0						W	38-27
10/01	at Broncos	S	45	28	304	62.2	6.8	10.9	1	0	35	1/0	89.5	3	7	8t	1						W	27-23
10/07	Jaguars	S	38	22	313	57.9	8.2	14.2	0	2	40	1/15	62.7	4	13	11	1						W	30-14
10/14	at Patriots	S	36	23	352	63.9	9.8	15.3	4	2	75t	0/0	110.0	2	9	6	0						L	40-43
10/21	Bengals	S	39	28	358	71.8	9.2	12.8	4	1	50	2/5	123.7	4	45	23	0						W	45-10
10/28	Broncos	S	34	24	303	70.6	8.9	12.6	4	1	40	2/12	125.0	2	-1	1	0						W	30-23
11/04	at Browns	S	32	23	375	71.9	11.7	16.3	3	1	50t	2/15	129.0	2	18	15	0						W	37-21
11/11	Cardinals	S	28	21	249	75.0	8.9	11.9	2	0	38	5/37	125.4	4	21	14	0						W	26-14
11/19	at Rams	S	46	33	478	71.7	10.4	14.5	6	3	73t	3/30	117.6	6	28	7	0						L	51-54
12/02	at Raiders	S	38	23	295	60.5	7.8	12.8	4	0	38	0/0	120.0	9	52	28	0						W	40-33
12/09	Ravens	S	53	35	377	66.0	7.1	10.8	2	1	48	3/29	91.5	2	-3	2	0						W	27-24+
12/13	Chargers	S	34	24	243	70.6	7.1	10.1	2	0	33	2/9	110.3	2	3	2	0						L	28-29
12/23	at Seahawks	S	40	23	273	57.5	6.8	11.9	3	0	32	1/8	103.4	3	33	22	0						L	31-38
12/30	Raiders	S	24	14	281	58.3	11.7	20.1	2	1	89t	0/0	109.9	2	1	2	0						W	35-3
2018 TOTALS		16-16	580	383	5,097	66.0	8.8	13.3	50	12	89T	26/171	113.8	60	272	28	2						12-4	

+ - Overtime

2019 GAME-BY-GAME REGULAR-SEASON STATISTICS (CHIEFS)

DATE	OPPONENT	P/S	PASSING										RUSHING				W/L	SCORE						
			ATT	CMP	YDS	PCT	Y/A	Y/C	TD	INT	LG	SK/YD	RATE	ATT	YDS	LG			TD					
09/08	at Jaguars	S	33	25	378	75.8	11.5	15.1	3	0	68t	0/0	143.2	1	2	2	0						W	40-26
09/15	at Raiders	S	44	30	443	68.2	10.1	14.8	4	0	44t	2/7	131.2	1	-1	-1	0						W	28-10
09/22	Ravens	S	37	27	374	73.0	10.1	13.9	3	0	83t	1/11	132.0	4	9	11	0						W	33-28
09/29	at Lions	S	42	24	315	57.1	7.5	13.1	0	0	33	0/0	81.0	6	54	25	0						W	34-30
10/06	Colts	S	39	22	321	56.4	8.2	14.6	1	0	31	4/33	91.9	3	17	14	0						L	13-19
10/13	Texans	S	35	19	273	54.3	7.8	14.4	3	1	52	1/17	96.5	1	-1	-1	0						L	24-31
10/17	at Broncos	S	11	10	76	90.9	6.9	7.6	1	0	21t	0/0	125.8	1	2	2	0						W	30-6
10/27	Packers																						L	24-31
11/03	Vikings																						W	26-23
11/10	at Titans	S	50	36	446	72.0	8.9	12.4	3	0	63t	2/13	119.2	0	0	0	0						L	32-35
11/18	at Chargers	S	32	19	182	59.4	5.7	9.6	1	1	31	1/2	72.7	5	59	24	0						W	24-17
12/01	Raiders	S	29	15	175	51.7	6.0	11.7	1	0	47	1/12	81.8	3	25	13t	1						W	40-9
12/08	at Patriots	S	40	26	283	65.0	7.1	10.9	1	1	48t	1/12	83.6	6	6	5	0						W	23-16
12/15	Broncos	S	34	27	340	79.4	10.0	12.6	2	1	41t	3/13	115.7	3	11	7	0						W	23-3
12/22	at Bears	S	33	23	251	69.7	7.6	10.9	2	0	19	1/7	112.1	2	14	12t	1						W	26-3
12/29	Chargers	S	25	16	174	64.0	7.0	10.9	1	1	47	0/0	81.1	7	21	11	0						W	31-21
2019 TOTALS		14-14	484	319	4,031	65.9	8.3	12.6	26	5	83T	17/127	105.3	43	218	25	2						12-4	



2020 GAME-BY-GAME REGULAR-SEASON STATISTICS (CHIEFS)

DATE	OPPONENT	P/S	PASSING											RUSHING				W/L	SCORE
			ATT	CMP	YDS	PCT	Y/A	Y/C	TD	INT	LG	SK/YD	RATE	ATT	YDS	LG	TD		
09/10	Texans	S	32	24	211	75.0	6.6	8.8	3	0	19	1/8	123.3	0	0	0	0	W	34-20
09/20	at Chargers	S	47	27	302	57.4	6.4	11.2	2	0	54t	1/13	90.9	6	54	21	0	W	23-20+
09/28	at Ravens	S	42	31	385	73.8	9.2	12.4	4	0	49t	0/0	133.5	4	26	12	1	W	34-20
10/05	Patriots	S	29	19	236	65.5	8.1	12.4	2	0	45	1/7	113.6	8	28	18	0	W	26-10
10/11	Raiders	S	43	22	340	51.2	7.9	15.5	2	1	37	3/7	83.5	6	21	6	1	L	32-40
10/19	at Bills	S	26	21	225	80.8	8.7	10.7	2	0	37	1/4	128.4	10	36	9	0	W	26-17
10/25	at Broncos	S	23	15	200	65.2	8.7	13.3	1	0	38	3/25	107.2	0	0	0	0	W	43-16
11/01	Jets	S	42	31	416	73.8	9.9	13.4	5	0	41t	0/0	144.4	0	0	0	0	W	35-9
11/08	Panthers	S	45	30	372	66.7	8.3	12.4	4	0	44	2/11	121.7	1	6	6	0	W	33-31
11/22	at Raiders	S	45	34	348	75.6	7.7	10.2	2	1	22t	0/0	102.8	4	16	11	0	W	35-31
11/29	at Buccaneers	S	49	37	462	75.5	9.4	12.5	3	0	75t	2/6	124.7	4	28	17	0	W	27-24
12/06	Broncos	S	40	25	318	62.5	8.0	12.7	1	0	30	1/5	95.6	4	26	20	0	W	22-16
12/13	at Dolphins	S	34	24	393	70.6	11.6	16.4	2	3	44t	3/39	91.9	5	9	6	0	W	33-27
12/20	at Saints	S	47	26	254	55.3	5.4	9.8	3	0	23	4/22	92.0	7	37	24	0	W	32-29
12/27	Falcons	S	44	24	278	54.5	6.3	11.6	2	1	31	0/0	79.5	3	21	13	0	W	17-14
01/03	Chargers																	L	21-38
INACTIVE																			
2020 TOTALS		15-15	588	390	4,740	66.3	8.1	12.2	38	6	75T	22/147	108.2	62	308	24	2	14-2	

+ - Overtime

2021 GAME-BY-GAME REGULAR-SEASON STATISTICS (CHIEFS)

DATE	OPPONENT	P/S	PASSING											RUSHING				W/L	SCORE
			ATT	CMP	YDS	PCT	Y/A	Y/C	TD	INT	LG	SK/YD	RATE	ATT	YDS	LG	TD		
09/12	Browns	S	36	27	337	75.0	9.4	12.5	3	0	75t	2/13	131.4	5	18	8	1	W	33-29
09/19	at Ravens	S	31	24	343	77.4	11.1	14.3	3	1	46t	0/0	131.5	1	3	3	0	L	35-36
09/26	Chargers	S	44	27	260	61.4	5.9	9.6	3	2	28	2/9	81.6	4	45	21	0	L	24-30
10/03	at Eagles	S	30	24	278	80.0	9.3	11.6	5	1	44t	1/7	131.0	5	26	12	0	W	42-30
10/10	Bills	S	54	33	272	61.1	5.0	8.2	2	2	26	2/0	70.9	8	61	23	0	L	20-38
10/17	at Football Team	S	47	32	397	68.1	8.4	12.4	2	2	49	3/7	90.5	3	31	17	0	W	31-13
10/24	at Titans	S	35	20	206	57.1	5.9	10.3	0	1	25	4/31	62.3	6	35	13	0	L	3-27
11/01	Giants	S	48	29	275	60.4	5.7	9.5	1	1	24	2/14	74.6	3	10	6	0	W	20-17
11/07	Packers	S	37	20	166	54.1	4.5	8.3	1	0	25	1/6	74.8	2	-2	-1	0	W	13-7
11/14	at Raiders	S	50	35	406	70.0	8.1	11.6	5	0	38t	0/0	127.6	0	0	0	0	W	41-14
11/21	Browns	S	37	23	260	62.2	7.0	11.3	0	1	37	3/16	71.9	7	11	11	0	W	19-9
12/05	at Broncos	S	29	15	184	51.7	6.3	12.3	0	1	38	1/6	57.3	4	12	10t	1	W	22-9
12/12	Raiders	S	24	20	258	83.3	10.8	12.9	2	0	44	3/18	139.2	4	20	10	0	W	48-9
12/16	at Chargers	S	47	31	410	66.0	8.7	13.2	3	1	69	1/0	105.8	3	32	32	0	W	34-28+
12/26	Steelers	S	30	23	258	76.7	8.6	11.2	3	0	50	2/4	135.1	0	0	0	0	W	36-10
01/02	at Bengals	S	35	26	259	74.3	7.4	10.0	2	0	53	0/0	113.9	2	25	17	0	L	31-34
01/08	at Broncos	S	44	27	270	61.4	6.1	10.0	2	0	44	1/15	93.9	9	54	25	0	W	28-24
2021 TOTALS		17-17	658	436	4,839	66.3	7.4	11.1	37	13	75T	28/146	98.5	66	381	32	2	12-5	

+ - Overtime

2022 GAME-BY-GAME REGULAR-SEASON STATISTICS (CHIEFS)

DATE	OPPONENT	P/S	PASSING											RUSHING				W/L	SCORE
			ATT	CMP	YDS	PCT	Y/A	Y/C	TD	INT	LG	SK/YD	RATE	ATT	YDS	LG	TD		
09/11	at Cardinals	S	39	30	360	76.9	9.2	12.0	5	0	35	0/0	144.2	3	5	4	0	W	44-21
09/15	Chargers	S	35	24	235	68.6	6.7	9.8	2	0	41t	1/9	106.2	2	-1	0	0	W	27-24
09/25	at Colts	S	35	20	262	57.1	7.5	13.1	1	1	53	1/5	78.5	4	26	10	0	L	17-20
10/02	at Buccaneers	S	37	23	249	62.2	6.7	10.8	3	1	36	3/21	97.7	4	34	11	0	W	41-31
10/10	Raiders	S	43	29	292	67.4	6.8	10.1	4	0	36	3/27	117.6	4	28	16	0	W	30-29
10/16	Bills	S	40	25	338	62.5	8.5	13.5	2	2	42t	3/19	85.2	4	21	10	0	L	20-24
10/23	at 49ers	S	34	25	423	73.5	12.4	16.9	3	1	57	1/6	132.4	0	0	0	0	W	44-23
11/06	Titans	S	68	43	446	63.2	6.6	10.4	1	1	33	4/24	80.9	6	63	20	1	W	20-17+
11/13	Jaguars	S	35	26	331	74.3	9.5	12.7	4	1	46	0/0	129.6	7	39	19	0	W	27-17
11/20	at Chargers	S	34	20	329	58.8	9.7	16.5	3	0	40	1/7	120.8	4	23	16	0	W	30-27
11/27	Rams	S	42	27	320	64.3	7.6	11.9	1	1	39t	0/0	85.4	4	36	13	0	W	26-10
12/04	at Bengals	S	27	16	223	59.3	8.3	13.9	1	0	42	2/12	98.2	2	9	6	1	L	24-27
12/11	at Broncos	S	42	28	352	66.7	8.4	12.6	3	3	56t	2/10	86.6	3	-3	-1	0	W	34-28
12/18	at Texans	S	41	36	336	87.8	8.2	9.3	2	0	21	2/23	117.1	5	33	14	1	W	30-24+
12/24	Seahawks	S	28	16	224	57.1	8.0	14.0	2	0	52	1/4	106.8	2	8	5	1	W	24-10
01/01	Broncos	S	42	29	328	69.0	7.8	11.3	3	1	38	0/0	106.1	4	8	4	0	W	27-24
01/07	at Raiders	S	26	18	202	69.2	7.8	11.2	1	0	67	2/21	105.0	3	29	14	0	W	31-13
2022 TOTALS		17-17	648	435	5,250	67.1	8.1	12.1	41	12	67	26/188	105.2	61	358	20	4	14-3	

+ - Overtime



2023 GAME-BY-GAME REGULAR-SEASON STATISTICS (CHIEFS)

DATE	OPPONENT	P/S	PASSING											RUSHING					W/L	SCORE
			ATT	CMP	YDS	PCT	Y/A	Y/C	TD	INT	LG	SK/YD	RATE	ATT	YDS	LG	TD			
09/07	Lions	S	39	21	226	53.8	5.8	10.8	2	1	34	0/0	77.5	6	45	16	0	L	20-21	
09/17	at Jaguars	S	41	29	305	70.7	7.4	10.5	2	1	54	1/7	98.1	7	30	14	0	W	17-9	
09/24	Bears	S	33	24	272	72.7	8.2	11.3	3	0	37	0/0	127.3	3	28	15	0	W	41-10	
10/01	at Jets	S	30	18	203	60.0	6.8	11.3	1	2	34t	1/6	63.6	7	51	25	0	W	23-20	
10/08	at Vikings	S	41	31	281	75.6	6.9	9.1	2	0	33	2/15	109.9	0	0	0	0	W	27-20	
10/12	Broncos	S	40	30	306	75.0	7.7	10.2	1	1	40	2/13	94.4	6	31	15	0	W	19-8	
10/22	Chargers	S	42	32	424	76.2	10.1	13.3	4	1	53	1/9	129.5	4	29	23	0	W	31-17	
10/29	at Broncos	S	38	24	240	63.2	6.3	10.0	0	2	39	3/28	59.1	3	20	8	0	L	9-24	
11/05	Dolphins	S	30	20	185	66.7	6.2	9.3	2	0	25	2/11	105.6	6	24	16	0	W	21-14	
11/20	Eagles	S	43	24	177	55.8	4.1	7.4	2	1	17	1/9	71.6	6	38	14	0	L	17-21	
11/26	at Raiders	S	34	27	298	79.4	8.8	11.0	2	0	39t	1/7	122.8	5	9	7	0	W	31-17	
12/03	at Packers	S	33	21	210	63.6	6.4	10.0	1	1	27	3/21	79.1	4	26	10	0	L	19-27	
12/10	Bills	S	43	25	271	58.1	6.3	10.8	1	1	23	1/7	74.9	1	8	8	0	L	17-20	
12/17	at Patriots	S	37	27	305	73.0	8.2	11.3	2	2	48	3/26	92.7	3	-5	-1	0	W	27-17	
12/25	Raiders	S	44	27	235	61.4	5.3	8.7	1	1	45	4/23	73.6	10	53	13	0	L	14-20	
12/31	Bengals	S	29	21	245	72.4	8.4	11.7	1	0	67	2/4	109.1	4	2	2	0	W	25-17	
01/07	at Chargers																	W	13-12	
2023 TOTALS			16-16	597	401	4,183	67.2	7.0	10.4	27	14	67	27/186	92.6	75	389	25	0	11-6	

2024 GAME-BY-GAME REGULAR-SEASON STATISTICS (CHIEFS)

DATE	OPPONENT	P/S	PASSING											RUSHING					W/L	SCORE
			ATT	CMP	YDS	PCT	Y/A	Y/C	TD	INT	LG	SK/YD	RATE	ATT	YDS	LG	TD			
09/05	Ravens	S	28	20	291	71.4	10.4	14.6	1	1	35t	2/10	101.9	2	3	4	0	W	27-20	
09/15	Bengals	S	25	18	151	72.0	6.0	8.4	2	2	44t	2/14	80.6	4	29	9	0	W	26-25	
09/22	at Falcons	S	39	26	217	66.7	5.6	8.3	2	1	27	0/0	87.2	6	17	15	0	W	22-17	
2024 TOTALS			3-3	92	64	659	69.6	7.2	10.3	5	4	44T	4/24	89.9	12	49	15	0	3-0	

2017 GAME-BY-GAME POSTSEASON STATISTICS (CHIEFS)

DATE	OPPONENT	P/S	PASSING											RUSHING					W/L	SCORE
			ATT	CMP	YDS	PCT	Y/A	Y/C	TD	INT	LG	SK/YD	RATE	ATT	YDS	LG	TD			
01/06	Titans		DID NOT PLAY															L	21-22	
2017 TOTALS			0-0	0	0	0	0.0	0.0	0.0	0	0	0	0/0	0.0	0	0	0	0	0-1	

2018 GAME-BY-GAME POSTSEASON STATISTICS (CHIEFS)

DATE	OPPONENT	P/S	PASSING											RUSHING					W/L	SCORE
			ATT	CMP	YDS	PCT	Y/A	Y/C	TD	INT	LG	SK/YD	RATE	ATT	YDS	LG	TD			
01/12	Colts	S	41	27	278	65.9	6.8	10.3	0	0	34	4/25	85.2	3	8	4t	1	W	31-13	
01/20	Patriots	S	31	16	295	51.6	9.5	18.4	3	0	54	4/46	117.0	2	11	9	0	L	31-37+	
2018 TOTALS			2-2	72	43	573	59.7	8.0	13.3	3	0	54	8/71	98.9	5	19	9	1	1-1	

+ - Overtime

2019 GAME-BY-GAME POSTSEASON STATISTICS (CHIEFS)

DATE	OPPONENT	P/S	PASSING											RUSHING					W/L	SCORE
			ATT	CMP	YDS	PCT	Y/A	Y/C	TD	INT	LG	SK/YD	RATE	ATT	YDS	LG	TD			
01/12	Texans	S	35	23	321	65.7	9.2	14.0	5	0	48	0/0	134.6	7	53	21	0	W	51-31	
01/19	Titans	S	36	23	294	63.9	8.2	12.8	3	0	60t	2/2	117.1	7	54	27t	1	W	35-24	
02/02	49ers	S	41	26	286	63.4	7.0	11.0	2	2	44	4/18	79.9	10	29	13	1	W	31-20	
2019 TOTALS			3-3	112	72	901	64.3	8.0	12.5	10	2	60T	6/20	111.5	24	136	27T	2	3-0	

2020 GAME-BY-GAME POSTSEASON STATISTICS (CHIEFS)

DATE	OPPONENT	P/S	PASSING											RUSHING					W/L	SCORE
			ATT	CMP	YDS	PCT	Y/A	Y/C	TD	INT	LG	SK/YD	RATE	ATT	YDS	LG	TD			
01/17	Browns	S	30	21	255	70.0	8.5	12.1	1	0	42	0/0	106.9	3	14	13	1	W	22-17	
01/24	Bills	S	38	29	325	76.3	8.6	11.2	3	0	71	1/0	127.6	5	5	9	0	W	38-24	
02/07	at Buccaneers	S	49	26	270	53.1	5.5	10.4	0	2	33	3/27	52.3	5	33	11	0	L	9-31	
2020 TOTALS			3-3	117	76	850	65.0	7.3	11.2	4	2	71	4/27	90.8	13	52	13	1	2-1	

2021 GAME-BY-GAME POSTSEASON STATISTICS (CHIEFS)

DATE	OPPONENT	P/S	PASSING											RUSHING					W/L	SCORE
			ATT	CMP	YDS	PCT	Y/A	Y/C	TD	INT	LG	SK/YD	RATE	ATT	YDS	LG	TD			
01/16	Steelers	S	39	30	404	76.9	10.4	13.5	5	1	48t	3/34	138.2	3	29	23	0	W	42-21	
01/23	Bills	S	44	33	378	75.0	8.6	11.5	3	0	64t	2/8	123.1	7	69	34	1	W	42-36+	
01/30	Bengals	S	39	26	275	66.7	7.1	10.6	3	2	44	4/39	91.3	3	19	11	0	L	24-27+	
2021 TOTALS			3-3	122	89	1,057	73.0	8.7	11.9	11	3	64T	9/81	118.8	13	117	34	1	2-1	

+ - Overtime

2022 GAME-BY-GAME POSTSEASON STATISTICS (CHIEFS)

DATE	OPPONENT	P/S	PASSING											RUSHING					W/L	SCORE
			ATT	CMP	YDS	PCT	Y/A	Y/C	TD	INT	LG	SK/YD	RATE	ATT	YDS	LG	TD			
01/21	Jaguars	S	30	22	195	73.3	6.5	8.9	2	0	27	0/0	112.5	3	8	5	0	W	27-20	
01/29	Bengals	S	43	29	326	67.4	7.6	11.2	2	0	29	3/11	105.4	3	8	5	0	W	23-20	
02/12	at Eagles	S	27	21	182	77.8	6.7	8.7	3	0	22	0/0	131.8	6	44	26	0	W	38-35	
2022 TOTALS			3-3	100	72	703	72.0	7.0	9.8	7	0	29	3/11	114.7	12	60	26	0	3-0	



2023 GAME-BY-GAME POSTSEASON STATISTICS (CHIEFS)

DATE	OPPONENT	P/S	PASSING											RUSHING					W/L	SCORE
			ATT	CMP	YDS	PCT	Y/A	Y/C	TD	INT	LG	SK/YD	RATE	ATT	YDS	LG	TD			
01/13	Dolphins	S	41	23	262	56.1	6.4	11.4	1	0	39	0/0	83.6	2	41	28	0	W	26-7	
01/21	at Bills	S	23	17	215	73.9	9.3	12.6	2	0	32	0/0	131.6	6	19	24	0	W	27-24	
01/28	at Ravens	S	39	30	241	76.9	6.2	8.0	1	0	32	2/11	100.5	6	15	11	0	W	17-10	
02/11	49ers	S	46	34	333	73.9	7.2	9.8	2	1	52	3/8	99.3	9	66	22	0	W	25-22+	
2023 TOTALS		4-4	149	104	1,051	69.8	7.1	10.1	6	1	52	5/19	100.3	23	141	28	0	4-0		


+ - Overtime





TRENT MCDUFFIE

CORNERBACK #22
WASHINGTON



3RD YEAR IN THE NFL

3RD YEAR WITH THE CHIEFS

HEIGHT: 5'11"
WEIGHT: 193 LBS
DRAFTED: D1A-22
BIRTHDAY: 9/13/00

- McDuffie enters his third season with the Chiefs in 2024.
- Originally entered the NFL as the first of two first-round picks (21st overall) by the Kansas City Chiefs in the 2022 NFL Draft.

Career Highlights:

- Tied for the second-most sacks for a cornerback in NFL history in a player's first two seasons (4.0).
- Tied for the third-most sacks by a cornerback in Chiefs history and holds the Chiefs record for most sacks by a cornerback in a player's first two seasons (4.0).

- Recorded 10 quarterback pressures in his first two seasons, the second-most in NFL history for a defensive back.

Honors:

- 2023 first-team AP All-Pro selection.

Transactions:

Originally entered the NFL as the first of two first-round picks (21st overall) by the Kansas City Chiefs in the 2022 NFL Draft.

COLLEGE

Three-year letterwinner at Washington ... Played 28 games, logging 94 tackles (71 solo), two interceptions, 10 passes defensed, three forced fumbles and three fumble recoveries ... Named to the 2021 All-Pac-12 first-team and 2020 All-Pac-12 second-team ... Named the team's Most Outstanding Defensive Player at the postseason awards banquet.

PERSONAL

- Spent three years on varsity at St. John Bosco.
- As a senior, led St. John Bosco to a 13-1 overall record and advanced to the championship game of the CIF Southern Section Division 1 playoffs in 2018.
- Returned a blocked punt for a TD in the title game.
- Finished the year ranked No. 3 in the nation by USA Today.
- Named to USA Today's All-California second-team following his senior season, as well as All-CIF Southern Section in 2018 and CalHiSports.com All-State second-team.
- In 2017, team went 12-3 and made it to the CIF-SS Division I championship game.
- Ranked No. 3 in the country following the 2017 season.
- As a sophomore, helped the Braves to a 13-2 mark, the Southern Section Division 1 championship and a win over De La Salle in the Open Division state championship.
- Finished the 2016 season ranked No. 2 in the nation.
- Chosen to play in the All-American Bowl following his senior year.

TRENT MCDUFFIE'S NFL REGULAR SEASON DEFENSIVE STATISTICS

DATE	TEAM	GP	GS	TACKLES						INTERCEPTIONS					O. FUMB				ST				MISC							
				TK	S	A	TFL	YDS	SK	YDS	QBH	NO	YDS	LG	TD	PD	FF	FR	TD	YDS	TK	S	A	FF	FR	S	A			
2022	Chiefs	11	11	44	28	16	1	2	1.0	12.0	1	0	0	0	0	7	1	0	0	0	0	0	0	0	0	0	0	0	0	0
2023	Chiefs	16	16	80	60	20	3	15	3.0	24.0	9	0	0	0	0	7	5	0	0	0	0	0	0	0	0	0	0	0	0	
2024	Chiefs	3	3	9	7	2	0	0	0.0	0.0	0	0	0	0	0	1	0	0	0	0	0	0	0	0	0	0	0	0	0	
NFL TOTALS		30	30	133	95	38	4	17	4.0	36.0	10	0	0	0	0	15	6	0	0	0	0	0	0	0	0	0	0	0	0	

TRENT MCDUFFIE'S NFL POSTSEASON DEFENSIVE STATISTICS

DATE	TEAM	GP	GS	TACKLES						INTERCEPTIONS					O. FUMB				ST				MISC						
				TK	S	A	TFL	YDS	SK	YDS	QBH	NO	YDS	LG	TD	PD	FF	FR	TD	YDS	TK	S	A	FF	FR	S	A		
2022	Chiefs	3	3	15	13	2	1	0	0.0	0.0	0	0	0	0	0	3	1	0	0	0	0	0	0	0	0	0	0	0	0
2023	Chiefs	4	4	12	8	4	2	10	0.0	0.0	2	0	0	0	0	7	0	1	0	0	0	0	0	0	0	0	0	0	0
NFL TOTALS		7	7	27	21	6	3	10	0.0	0.0	2	0	0	0	0	10	1	1	0	0	0	0	0	0	0	0	0	0	



SINGLE-GAME HIGHS: DEFENSIVE

Total Tackles	11 vs. Miami, Nov 05, 2023 8 vs. Detroit, Sep 07, 2023 7 at Las Vegas, Jan 07, 2023 7 vs. Denver, Jan 01, 2023 7 vs. Jacksonville, Nov 13, 2022	Passes Defensed	3 at Minnesota, Oct 08, 2023 2 vs. L.A. Rams, Nov 27, 2022 2 vs. Jacksonville, Nov 13, 2022 1 vs. Cincinnati, Sep 15, 2024 1 vs. Buffalo, Dec 10, 2023 ...6 more at 1.
Solo Tackles	8 vs. Miami, Nov 05, 2023 6 at Minnesota, Oct 08, 2023 6 vs. Detroit, Sep 07, 2023 6 at Las Vegas, Jan 07, 2023 5 vs. Cincinnati, Dec 31, 2023 ...2 more at 5.	Forced Fumbles	1 vs. Philadelphia, Nov 20, 2023 1 vs. Miami, Nov 05, 2023 1 vs. Denver, Oct 12, 2023 ...3 more at 1.
Sacks	2.0 vs. Philadelphia, Nov 20, 2023 1.0 vs. Buffalo, Dec 10, 2023 1.0 vs. Denver, Jan 01, 2023	Tackles For Loss	2 vs. Philadelphia, Nov 20, 2023 1 vs. Buffalo, Dec 10, 2023 1 vs. Jacksonville, Nov 13, 2022

SINGLE-GAME HIGHS - POSTSEASON: DEFENSIVE

Total Tackles	6 vs. Cincinnati, Jan 29, 2023 5 at Philadelphia, Feb 12, 2023 4 at Buffalo, Jan 21, 2024 4 vs. Miami, Jan 13, 2024 4 vs. Jacksonville, Jan 21, 2023 6 vs. Cincinnati, Jan 29, 2023 4 at Philadelphia, Feb 12, 2023 3 vs. Miami, Jan 13, 2024 3 vs. Jacksonville, Jan 21, 2023 2 vs. San Francisco, Feb 11, 2024 ...1 more at 2.	Fumble Recoveries	1 at Baltimore, Jan 28, 2024
Solo Tackles		Tackles For Loss	1 at Buffalo, Jan 21, 2024 1 vs. Miami, Jan 13, 2024 1 vs. Cincinnati, Jan 29, 2023
Passes Defensed	3 vs. San Francisco, Feb 11, 2024 2 at Baltimore, Jan 28, 2024 2 vs. Miami, Jan 13, 2024 2 vs. Cincinnati, Jan 29, 2023 1 vs. Jacksonville, Jan 21, 2023		

2022 GAME-BY-GAME REGULAR-SEASON STATISTICS (CHIEFS)

DATE	OPPONENT	P/S	TACKLES							INTERCEPTIONS				O. FUMB				ST				MISC		W/L	SCORE			
			TK	S	A	SK	YDS	TFL	YDS	QBH	NO	YDS	LG	TD	PD	FF	FR	TD	YDS	TK	S	A	FF			FR	S	A
09/11	at Cardinals	S	1	1	0	0.0	0.0	0	0	0	0	0	0	0	0	0	0	0	0	0	0	0	0	0	0	0	W	44-21
09/15	Chargers																									W	27-24	
09/25	at Colts																									L	17-20	
10/02	at Buccaneers																									W	41-31	
10/10	Raiders																									W	30-29	
10/16	Bills																									L	20-24	
10/23	at 49ers																									W	44-23	
11/06	Titans	S	2	1	1	0.0	0.0	0	0	0	0	0	0	0	1	0	0	0	0	0	0	0	0	0	0	0	W	20-17+
11/13	Jaguars	S	7	4	3	0.0	0.0	1	2	0	0	0	0	0	2	0	0	0	0	0	0	0	0	0	0	0	W	27-17
11/20	at Chargers	S	6	3	3	0.0	0.0	0	0	0	0	0	0	0	0	0	0	0	0	0	0	0	0	0	0	0	W	30-27
11/27	Rams	S	2	2	0	0.0	0.0	0	0	0	0	0	0	0	2	0	0	0	0	0	0	0	0	0	0	0	W	26-10
12/04	at Bengals	S	6	4	2	0.0	0.0	0	0	0	0	0	0	0	0	0	0	0	0	0	0	0	0	0	0	0	L	24-27
12/11	at Broncos	S	0	0	0	0.0	0.0	0	0	0	0	0	0	0	1	0	0	0	0	0	0	0	0	0	0	0	W	34-28
12/18	at Texans	S	1	1	0	0.0	0.0	0	0	0	0	0	0	0	0	0	0	0	0	0	0	0	0	0	0	0	W	30-24+
12/24	Seahawks	S	5	2	3	0.0	0.0	0	0	0	0	0	0	0	0	0	0	0	0	0	0	0	0	0	0	0	W	24-10
01/01	Broncos	S	7	4	3	1.0	12.0	0	0	1	0	0	0	0	0	1	0	0	0	0	0	0	0	0	0	0	W	27-24
01/07	at Raiders	S	7	6	1	0.0	0.0	0	0	0	0	0	0	0	1	0	0	0	0	0	0	0	0	0	0	0	W	31-13
2022 TOTALS		11-11	44	28	16	1.0	12.0	1	2	1	0	0	0	0	7	1	0	0	0	0	0	0	0	0	0	0	0	14-3

+ - Overtime



2023 GAME-BY-GAME REGULAR-SEASON STATISTICS (CHIEFS)

DATE	OPPONENT	P/S	TACKLES							INTERCEPTIONS					O. FUMB				ST				MISC		W/L	SCORE										
			TK	S	A	SK	YDS	TFL	YDS	QBH	NO	YDS	LG	TD	PD	FF	FR	TD	YDS	TK	S	A	FF	FR			S	A								
09/07	Lions	S	8	6	2	0.0	0.0	0	0	0	0	0	0	0	0	0	0	0	0	0	0	0	0	0	0	0	L	20-21								
09/17	at Jaguars	S	3	0	3	0.0	0.0	0	0	1	0	0	0	0	1	0	0	0	0	0	0	0	0	0	0	W	17-9									
09/24	Bears	S	5	3	2	0.0	0.0	0	0	0	0	0	0	0	1	0	0	0	0	0	0	0	0	0	W	41-10										
10/01	at Jets	S	6	5	1	0.0	0.0	0	0	0	0	0	0	0	0	0	0	0	0	0	0	0	0	0	W	23-20										
10/08	at Vikings	S	6	6	0	0.0	0.0	0	0	3	0	0	0	0	3	0	0	0	0	0	0	0	0	0	W	27-20										
10/12	Broncos	S	2	2	0	0.0	0.0	0	0	0	0	0	0	0	1	0	0	0	0	0	0	0	0	0	W	19-8										
10/22	Chargers	S	5	5	0	0.0	0.0	0	0	0	0	0	0	0	0	0	0	0	0	0	0	0	0	0	W	31-17										
10/29	at Broncos	S	5	4	1	0.0	0.0	0	0	1	0	0	0	0	0	0	0	0	0	0	0	0	0	0	L	9-24										
11/05	Dolphins	S	11	8	3	0.0	0.0	0	0	0	0	0	0	0	1	0	0	0	0	0	0	0	0	0	W	21-14										
11/20	Eagles	S	4	4	0	2.0	16.0	2	7	1	0	0	0	0	1	1	0	0	0	0	0	0	0	0	L	17-21										
11/26	at Raiders	S	2	2	0	0.0	0.0	0	0	1	0	0	0	0	1	0	0	0	0	0	0	0	0	0	W	31-17										
12/03	at Packers	S	5	2	3	0.0	0.0	0	0	0	0	0	0	0	0	0	0	0	0	0	0	0	0	0	L	19-27										
12/10	Bills	S	6	3	3	1.0	8.0	1	8	1	0	0	0	0	1	0	0	0	0	0	0	0	0	0	L	17-20										
12/17	at Patriots	S	1	1	0	0.0	0.0	0	0	0	0	0	0	0	0	0	0	0	0	0	0	0	0	0	W	27-17										
12/25	Raiders	S	5	4	1	0.0	0.0	0	0	1	0	0	0	0	0	0	0	0	0	0	0	0	0	0	L	14-20										
12/31	Bengals	S	6	5	1	0.0	0.0	0	0	0	0	0	0	0	0	0	0	0	0	0	0	0	0	0	W	25-17										
01/07	at Chargers																								W	13-12										
DID NOT PLAY																																				
2023 TOTALS			16-16	80	60	20	3.0	24.0	3	15	9	0	0	0	0	7	5	0	0	0	0	0	0	0	0	11-6										

2024 GAME-BY-GAME REGULAR-SEASON STATISTICS (CHIEFS)

DATE	OPPONENT	P/S	TACKLES							INTERCEPTIONS					O. FUMB				ST				MISC		W/L	SCORE
			TK	S	A	SK	YDS	TFL	YDS	QBH	NO	YDS	LG	TD	PD	FF	FR	TD	YDS	TK	S	A	FF	FR		
09/05	Ravens	S	4	3	1	0.0	0.0	0	0	0	0	0	0	0	0	0	0	0	0	0	0	0	0	0	W	27-20
09/15	Bengals	S	4	4	0	0.0	0.0	0	0	0	0	0	0	0	1	0	0	0	0	0	0	0	0	0	W	26-25
09/22	at Falcons	S	1	0	1	0.0	0.0	0	0	0	0	0	0	0	0	0	0	0	0	0	0	0	0	0	W	22-17
2024 TOTALS			3-3	9	7	2	0.0	0.0	0	0	0	0	0	0	1	0	0	0	0	0	0	0	0	0	3-0	

2022 GAME-BY-GAME POSTSEASON STATISTICS (CHIEFS)

DATE	OPPONENT	P/S	TACKLES							INTERCEPTIONS					O. FUMB				ST				MISC		W/L	SCORE
			TK	S	A	SK	YDS	TFL	YDS	QBH	NO	YDS	LG	TD	PD	FF	FR	TD	YDS	TK	S	A	FF	FR		
01/21	Jaguars	S	4	3	1	0.0	0.0	0	0	0	0	0	0	0	1	0	0	0	0	0	0	0	0	0	W	27-20
01/29	Bengals	S	6	6	0	0.0	0.0	1	0	0	0	0	0	0	2	0	0	0	0	0	0	0	0	0	W	23-20
02/12	at Eagles	S	5	4	1	0.0	0.0	0	0	0	0	0	0	0	1	0	0	0	0	0	0	0	0	0	W	38-35
2022 TOTALS			3-3	15	13	2	0.0	0.0	1	0	0	0	0	0	3	1	0	0	0	0	0	0	0	0	3-0	

2023 GAME-BY-GAME POSTSEASON STATISTICS (CHIEFS)


DATE	OPPONENT	P/S	TACKLES							INTERCEPTIONS					O. FUMB				ST				MISC		W/L	SCORE
			TK	S	A	SK	YDS	TFL	YDS	QBH	NO	YDS	LG	TD	PD	FF	FR	TD	YDS	TK	S	A	FF	FR		
01/13	Dolphins	S	4	3	1	0.0	0.0	1	6	0	0	0	0	0	2	0	0	0	0	0	0	0	0	0	W	26-7
01/21	at Bills	S	4	2	2	0.0	0.0	1	4	0	0	0	0	0	0	0	0	0	0	0	0	0	0	0	W	27-24
01/28	at Ravens	S	1	1	0	0.0	0.0	0	0	0	0	0	0	2	0	1	0	0	0	0	0	0	0	0	W	17-10
02/11	49ers	S	3	2	1	0.0	0.0	0	0	2	0	0	0	0	3	0	0	0	0	0	0	0	0	0	W	25-22+
2023 TOTALS			4-4	12	8	4	0.0	0.0	2	10	2	0	0	0	7	0	1	0	0	0	0	0	0	0	4-0	

+ - Overtime





SKYY MOORE



WIDE RECEIVER #24
WESTERN MICHIGAN

3RD YEAR IN THE NFL

3RD YEAR WITH THE CHIEFS

HEIGHT: 5'10"
WEIGHT: 195 LBS
DRAFTED: D2A-22
BIRTHDAY: 9/10/00

- Moore enters his third season with the Chiefs in 2024.
- Originally entered the NFL as the first of two second-round picks (54th overall) by the Kansas City Chiefs in the 2022 NFL Draft.

Postseason Career Highlights:

- Scored first NFL touchdown during Super Bowl LVII putting

the Chiefs in a 35-27 lead over the Eagles in the fourth quarter.

Transactions:

Originally entered the NFL as the first of two second-round picks (54th overall) by the Kansas City Chiefs in the 2022 NFL Draft.

COLLEGE

Three-year letterwinner out of Western Michigan ... Logged 171 receptions for 2,482 and 16 touchdowns ... Recorded three carries for 12 yards and one touchdown ... His 2020 season was shortened due to Covid-19 ... Earned first-team All-MAC honors his freshman year in 2019, becoming the first Bronco wide receiver to be first-team All-MAC since Corey Davis in 2016 ... Also became the first MAC true freshman wide receiver to be first-team All-League since Roger Lewis of Bowling Green in 2014, the first in WMU history and just the third in the MAC since 1982.

PERSONAL

- Two-time Allegheny Conference Offensive Player of the Year and was also named Defensive Player of the Year.
- No. 36 ranked player in the state.
- Played defensive back and quarterback.
- Became the first player in conference history to rush and pass for 1,000 yards in back-to-back seasons.
- Twice named All-Conference on offense and defense.
- Totaled 100 career touchdowns and 3,500 yards.
- Played basketball, earning all-section honors as a point guard junior and senior years.

SKYY MOORE'S NFL REGULAR SEASON RUSHING/RECEIVING STATISTICS

DATE	TEAM	GP	GS	RECEIVING					RUSHING				
				NO.	YDS.	AVG.	LG	TD	NO.	YDS.	AVG.	LG	TD
2022	Chiefs	16	3	22	250	11.4	30	0	3	24	8.0	12	0
2023	Chiefs	14	8	21	244	11.6	54	1	3	23	7.7	11	0
2024	Chiefs	3	0	0	0	0.0	0	0	0	0	0.0	0	0
NFL TOTALS		33	11	43	494	11.5	54	1	6	47	7.8	12	0

SKYY MOORE'S NFL POSTSEASON RUSHING/RECEIVING STATISTICS

DATE	TEAM	GP	GS	RECEIVING					RUSHING				
				NO.	YDS.	AVG.	LG	TD	NO.	YDS.	AVG.	LG	TD
2022	Chiefs	3	0	5	17	3.4	8	1	2	7	3.5	4	0
2023	Chiefs	0	0	0	0	0.0	0	0	0	0	0.0	0	0
NFL TOTALS		3	0	5	17	3.4	8	1	2	7	3.5	4	0

SKYY MOORE'S NFL REGULAR SEASON RETURN STATISTICS

DATE	TEAM	KICKOFF RETURNS					PUNT RETURNS					
		RET.	YDS.	AVG.	LG	TD	NO.	FC	YDS.	AVG.	LG	TD
2022	Chiefs	3	50	16.7	23	0	14	4	86	6.1	15	0
2023	Chiefs	0	0	0.0	0	0	0	0	0	0.0	0	0
2024	Chiefs	0	0	0.0	0	0	0	0	0	0.0	0	0
NFL TOTALS		3	50	16.7	23	0	14	4	86	6.1	15	0



SKYY MOORE'S NFL POSTSEASON RETURN STATISTICS

DATE	TEAM	KICKOFF RETURNS					PUNT RETURNS					
		RET.	YDS.	AVG.	LG	TD	NO.	FC	YDS.	AVG.	LG	TD
2022	Chiefs	1	18	18.0	18	0	2	0	29	14.5	29	0
2023	Chiefs	0	0	0.0	0	0	0	0	0	0.0	0	0
NFL TOTALS		1	18	18.0	18	0	2	0	29	14.5	29	0

SINGLE-GAME HIGHS: RUSHING/RECEIVING

<p>Rush Attempts</p> <p>2 at N.Y. Jets, Oct 01, 2023 2 at Houston, Dec 18, 2022 1 vs. Detroit, Sep 07, 2023</p> <p>Rushing Yards</p> <p>1 at Cincinnati, Dec 04, 2022 19 at N.Y. Jets, Oct 01, 2023 12 at Houston, Dec 18, 2022 12 at Cincinnati, Dec 04, 2022 4 vs. Detroit, Sep 07, 2023</p> <p>Longest Runs</p> <p>12 at Cincinnati, Dec 04, 2022 11 at N.Y. Jets, Oct 01, 2023 9 at Houston, Dec 18, 2022 8 at N.Y. Jets, Oct 01, 2023 4 vs. Detroit, Sep 07, 2023</p> <p>Receptions</p> <p>5 vs. L.A. Rams, Nov 27, 2022 5 at L.A. Chargers, Nov 20, 2022 4 vs. Chicago, Sep 24, 2023 3 at Las Vegas, Nov 26, 2023 3 at Jacksonville, Sep 17, 2023 ...1 more at 3.</p> <p>Receiving Yards</p> <p>70 at Jacksonville, Sep 17, 2023 63 at L.A. Chargers, Nov 20, 2022 42 vs. Chicago, Sep 24, 2023 36 vs. L.A. Rams, Nov 27, 2022 34 at Las Vegas, Nov 26, 2023</p> <p>Receiving Average</p> <p>23.3 at Jacksonville, Sep 17, 2023 12.6 at L.A. Chargers, Nov 20, 2022 11.3 at Las Vegas, Nov 26, 2023 11.0 vs. Denver, Jan 01, 2023 10.5 vs. Chicago, Sep 24, 2023</p> <p>Longest Receptions</p> <p>54 at Jacksonville, Sep 17, 2023 30 at Arizona, Sep 11, 2022 24 vs. Buffalo, Oct 16, 2022 23 vs. Miami, Nov 05, 2023 21 vs. Chicago, Sep 24, 2023</p> <p>Receiving TDs</p> <p>1 at Jacksonville, Sep 17, 2023</p> <p>All-Purpose Yards</p> <p>94 at Arizona, Sep 11, 2022 70 at Jacksonville, Sep 17, 2023 65 at L.A. Chargers, Nov 20, 2022 43 at Tampa Bay, Oct 02, 2022 42 vs. Chicago, Sep 24, 2023</p> <p>Kickoff Returns</p> <p>1 vs. Jacksonville, Nov 13, 2022 1 vs. Las Vegas, Oct 10, 2022 1 at Arizona, Sep 11, 2022</p>	<p>Kickoff Return Yards</p> <p>23 at Arizona, Sep 11, 2022 19 vs. Las Vegas, Oct 10, 2022 8 vs. Jacksonville, Nov 13, 2022</p> <p>Longest Kickoff Return</p> <p>23 at Arizona, Sep 11, 2022 19 vs. Las Vegas, Oct 10, 2022 8 vs. Jacksonville, Nov 13, 2022</p> <p>Fair Catches</p> <p>3 vs. L.A. Chargers, Sep 15, 2022 1 at Tampa Bay, Oct 02, 2022</p> <p>Punt Return Yards</p> <p>41 at Arizona, Sep 11, 2022 12 at Tampa Bay, Oct 02, 2022 12 at Indianapolis, Sep 25, 2022 7 vs. Las Vegas, Oct 10, 2022 6 vs. Buffalo, Oct 16, 2022 ...1 more at 6.</p> <p>Longest Punt Return</p> <p>15 at Arizona, Sep 11, 2022 13 at Arizona, Sep 11, 2022 12 at Tampa Bay, Oct 02, 2022 12 at Indianapolis, Sep 25, 2022 8 at Arizona, Sep 11, 2022</p> <p>Punt Returns</p> <p>4 at Arizona, Sep 11, 2022 2 at Indianapolis, Sep 25, 2022 2 vs. L.A. Chargers, Sep 15, 2022 1 vs. L.A. Rams, Nov 27, 2022 1 at L.A. Chargers, Nov 20, 2022 ...4 more at 1.</p> <p>Punt Return Average</p> <p>10.3 at Arizona, Sep 11, 2022</p> <p>Most TDs</p> <p>1 at Jacksonville, Sep 17, 2023</p> <p>Miscellaneous Tackles</p> <p>1 at Green Bay, Dec 03, 2023 1 at Denver, Oct 29, 2023 1 at Denver, Dec 11, 2022</p>
---	--



SINGLE-GAME HIGHS - POSTSEASON: RUSHING/RECEIVING

Rush Attempts 1 at Philadelphia, Feb 12, 2023
 1 vs. Jacksonville, Jan 21, 2023

Rushing Yards 4 at Philadelphia, Feb 12, 2023
 3 vs. Jacksonville, Jan 21, 2023

Longest Runs 4 at Philadelphia, Feb 12, 2023
 3 vs. Jacksonville, Jan 21, 2023

Receptions 3 vs. Cincinnati, Jan 29, 2023
 1 at Philadelphia, Feb 12, 2023
 1 vs. Jacksonville, Jan 21, 2023

Receiving Yards 13 vs. Cincinnati, Jan 29, 2023
 4 at Philadelphia, Feb 12, 2023

Receiving Average 4.3 vs. Cincinnati, Jan 29, 2023

Longest Receptions 8 vs. Cincinnati, Jan 29, 2023
 4t at Philadelphia, Feb 12, 2023
 3 vs. Cincinnati, Jan 29, 2023
 2 vs. Cincinnati, Jan 29, 2023

Receiving TDs 1 at Philadelphia, Feb 12, 2023

All-Purpose Yards 60 vs. Cincinnati, Jan 29, 2023
 8 at Philadelphia, Feb 12, 2023
 3 vs. Jacksonville, Jan 21, 2023

Kickoff Returns 1 vs. Cincinnati, Jan 29, 2023

Kickoff Return Yards 18 vs. Cincinnati, Jan 29, 2023

Longest Kickoff Return 18 vs. Cincinnati, Jan 29, 2023

Punt Return Yards 29 vs. Cincinnati, Jan 29, 2023

Longest Punt Return 29 vs. Cincinnati, Jan 29, 2023

Punt Returns 2 vs. Cincinnati, Jan 29, 2023

Most TDs 1 at Philadelphia, Feb 12, 2023

2022 GAME-BY-GAME REGULAR-SEASON STATISTICS (CHIEFS)

DATE	OPPONENT	P/S	RECEIVING						RUSHING					W/L	SCORE
			NO.	YDS.	AVG.	LG	TD	NO.	YDS.	AVG.	LG	TD			
09/11	at Cardinals	P	1	30	30.0	30	0	0	0	0.0	0	0	W	44-21	
09/15	Chargers	P	0	0	0.0	0	0	0	0	0.0	0	0	W	27-24	
09/25	at Colts	P	0	0	0.0	0	0	0	0	0.0	0	0	L	17-20	
10/02	at Buccaneers	S	2	31	15.5	16	0	0	0	0.0	0	0	W	41-31	
10/10	Raiders	S	2	15	7.5	8	0	0	0	0.0	0	0	W	30-29	
10/16	Bills	P	1	24	24.0	24	0	0	0	0.0	0	0	L	20-24	
10/23	at 49ers	P	0	0	0.0	0	0	0	0	0.0	0	0	W	44-23	
11/06	Titans	P	0	0	0.0	0	0	0	0	0.0	0	0	W	20-17+	
11/13	Jaguars	P	1	6	6.0	6	0	0	0	0.0	0	0	W	27-17	
11/20	at Chargers	P	5	63	12.6	18	0	0	0	0.0	0	0	W	30-27	
11/27	Rams	S	5	36	7.2	18	0	0	0	0.0	0	0	W	26-10	
12/04	at Bengals	P	0	0	0.0	0	0	1	12	12.0	12	0	L	24-27	
12/11	at Broncos	P	1	7	7.0	7	0	0	0	0.0	0	0	W	34-28	
12/18	at Texans	P	0	0	0.0	0	0	2	12	6.0	9	0	W	30-24+	
12/24	Seahawks	P	1	5	5.0	5	0	0	0	0.0	0	0	W	24-10	
01/01	Broncos	P	3	33	11.0	18	0	0	0	0.0	0	0	W	27-24	
01/07	at Raiders												W	31-13	
													INACTIVE		
2022 TOTALS		16-3	22	250	11.4	30	0	3	24	8.0	12	0	14-3		

+ - Overtime

2023 GAME-BY-GAME REGULAR-SEASON STATISTICS (CHIEFS)

DATE	OPPONENT	P/S	RECEIVING						RUSHING					W/L	SCORE
			NO.	YDS.	AVG.	LG	TD	NO.	YDS.	AVG.	LG	TD			
09/07	Lions	S	0	0	0.0	0	0	1	4	4.0	4	0	L	20-21	
09/17	at Jaguars	P	3	70	23.3	54	1	0	0	0.0	0	0	W	17-9	
09/24	Bears	S	4	42	10.5	21	0	0	0	0.0	0	0	W	41-10	
10/01	at Jets	S	0	0	0.0	0	0	2	19	9.5	11	0	W	23-20	
10/08	at Vikings	S	2	11	5.5	7	0	0	0	0.0	0	0	W	27-20	
10/12	Broncos	S	2	22	11.0	12	0	0	0	0.0	0	0	W	19-8	
10/22	Chargers	S	2	15	7.5	11	0	0	0	0.0	0	0	W	31-17	
10/29	at Broncos	P	1	8	8.0	8	0	0	0	0.0	0	0	L	9-24	
11/05	Dolphins	P	2	33	16.5	23	0	0	0	0.0	0	0	W	21-14	
11/20	Eagles	P	1	4	4.0	4	0	0	0	0.0	0	0	L	17-21	
11/26	at Raiders	P	3	34	11.3	18	0	0	0	0.0	0	0	W	31-17	
12/03	at Packers	S	1	5	5.0	5	0	0	0	0.0	0	0	L	19-27	
12/10	Bills	S	0	0	0.0	0	0	0	0	0.0	0	0	L	17-20	
12/17	at Patriots	P	0	0	0.0	0	0	0	0	0.0	0	0	W	27-17	
12/25	Raiders												L	14-20	
12/31	Bengals												W	25-17	
01/07	at Chargers												W	13-12	
													RESERVE/INJURED		
													RESERVE/INJURED		
													RESERVE/INJURED		
2023 TOTALS		14-8	21	244	11.6	54	1	3	23	7.7	11	0	11-6		

2024 GAME-BY-GAME REGULAR-SEASON STATISTICS (CHIEFS)

DATE	OPPONENT	P/S	RECEIVING						RUSHING					W/L	SCORE
			NO.	YDS.	AVG.	LG	TD	NO.	YDS.	AVG.	LG	TD			
09/05	Ravens	P	0	0	0.0	0	0	0	0	0.0	0	0	W	27-20	
09/15	Bengals	P	0	0	0.0	0	0	0	0	0.0	0	0	W	26-25	
09/22	at Falcons	P	0	0	0.0	0	0	0	0	0.0	0	0	W	22-17	
2024 TOTALS		3-0	0	0	0.0	0	0	0	0	0.0	0	0	3-0		



2022 GAME-BY-GAME POSTSEASON STATISTICS (CHIEFS)

DATE	OPPONENT	P/S	RECEIVING					RUSHING					W/L	SCORE
			NO.	YDS.	AVG.	LG	TD	NO.	YDS.	AVG.	LG	TD		
01/21	Jaguars	P	1	0	0.0	0	0	1	3	3.0	3	0	W	27-20
01/29	Bengals	P	3	13	4.3	8	0	0	0	0.0	0	0	W	23-20
02/12	at Eagles	P	1	4	4.0	4t	1	1	4	4.0	4	0	W	38-35
2022 TOTALS		3-0	5	17	3.4	8	1	2	7	3.5	4	0	3-0	

2023 GAME-BY-GAME POSTSEASON STATISTICS (CHIEFS)

DATE	OPPONENT	P/S	RECEIVING					RUSHING					W/L	SCORE
			NO.	YDS.	AVG.	LG	TD	NO.	YDS.	AVG.	LG	TD		
01/13	Dolphins												W	26-7
01/21	at Bills												W	27-24
01/28	at Ravens												W	17-10
02/11	49ers												W	25-22+
2023 TOTALS		0-0	0	0	0.0	0	0	0	0	0.0	0	0	4-0	

+ - Overtime





WANYA MORRIS



OFFENSIVE LINEMAN #64
OKLAHOMA

2ND YEAR IN THE NFL

2ND YEAR WITH THE CHIEFS

HEIGHT: 6'6"
WEIGHT: 307 LBS
DRAFTED: D3-23
BIRTHDAY: 10/10/00

- 👁️ Morris enters his second season with the Chiefs in 2024.
- 👁️ Originally entered the NFL as a third-round draft pick (92nd overall) by the Kansas City Chiefs in the 2023 NFL Draft.

Transactions:

Originally entered the NFL as a third-round draft pick (92nd overall) by the Kansas City Chiefs in the 2023 NFL Draft.

COLLEGE

Spent 2019-20 seasons at Tennessee before transferring to Oklahoma for 2021-22 seasons ... Played in 37 career games (15 at Oklahoma) and made 27 starts (eight at OU) ... While at Tennessee in 2020, allowed two sacks on 195 pass-blocking snaps according to PFF and was flagged for just three penalties on 398 total snaps ... During his true-freshman year at Tennessee in 2019, he helped pave way for a season-high 297-yard rushing performance against Vanderbilt (11/30), helped protect QB Jarrett Guarantano at Missouri when the quarterback became the third Volunteer to ever pass for 400 yards (11/23) and started at left tackle vs. Georgia State (8/31) to become first Tennessee true freshman offensive lineman to start in a season opener since 2017 ... Received the following awards and honors: 2022 AP All-Big 12 second-team, 2019 SEC All-Freshman Team, 2019 247Sports True Freshman All-America Team and 2019 The Athletic's Midseason Freshman All-America Team.

PERSONAL

- 👁️ Attended Grayson High School.
- 👁️ A five-star recruit by ESPN and a four-star prospect by 247Sports and Rivals.
- 👁️ Ranked No. 7 in USA Today's High School Football Chosen 25.
- 👁️ Rated as No. 9 overall recruit by ESPN, No. 41 by Rivals and No. 51 by 247Sports.
- 👁️ Regarded as country's No. 5 offensive tackle by ESPN and Rivals and No. 6 by 247Sports.
- 👁️ The No. 3 player in Georgia by ESPN, No. 5 by Rivals and No. 9 by 247Sports.
- 👁️ Selected to participate in 2019 Under Armour All-American Game.
- 👁️ 2018 MaxPreps preseason first-team All-American.
- 👁️ 2018 Georgia Class 7A All-State selection.
- 👁️ Recorded 73 pancake blocks during his senior season.
- 👁️ Led Grayson to 10-3 record and an appearance in 2018 state quarterfinals.
- 👁️ Named after Boyz II Men artist Wanyá Morris.
- 👁️ Enrolled at Tennessee in January 2019.
- 👁️ Majored in communication studies at Tennessee and Oklahoma.

WANYA MORRIS' NFL REGULAR SEASON STATISTICS

DATE	TEAM	GP	GS
2023	Chiefs	14	4
2024	Chiefs	3	1
NFL TOTALS		17	5

WANYA MORRIS' NFL POSTSEASON STATISTICS

DATE	TEAM	GP	GS
2023	Chiefs	2	0
NFL TOTALS		2	0



2023 GAME-BY-GAME REGULAR-SEASON STATISTICS (CHIEFS)

DATE	OPPONENT	P/S		W/L	SCORE
09/07	Lions		INACTIVE	L	20-21
09/17	at Jaguars		INACTIVE	W	17-9
09/24	Bears		INACTIVE	W	41-10
10/01	at Jets	P		W	23-20
10/08	at Vikings	P		W	27-20
10/12	Broncos	P		W	19-8
10/22	Chargers	P		W	31-17
10/29	at Broncos	P		L	9-24
11/05	Dolphins	P		W	21-14
11/20	Eagles	P		L	17-21
11/26	at Raiders	P		W	31-17
12/03	at Packers	P		L	19-27
12/10	Bills	S		L	17-20
12/17	at Patriots	S		W	27-17
12/25	Raiders	S		L	14-20
12/31	Bengals	S		W	25-17
01/07	at Chargers	P		W	13-12
2023 TOTALS		14-4		11-6	

2024 GAME-BY-GAME REGULAR-SEASON STATISTICS (CHIEFS)

DATE	OPPONENT	P/S		W/L	SCORE
09/05	Ravens	P		W	27-20
09/15	Bengals	P		W	26-25
09/22	at Falcons	S		W	22-17
2024 TOTALS		3-1		3-0	

2023 GAME-BY-GAME POSTSEASON STATISTICS (CHIEFS)

DATE	OPPONENT	P/S		W/L	SCORE
01/13	Dolphins		INACTIVE	W	26-7
01/21	at Bills		INACTIVE	W	27-24
01/28	at Ravens	P		W	17-10
02/11	49ers	P		W	25-22+
2023 TOTALS		2-0		4-0	

+ - Overtime





DERRICK NNADI



DEFENSIVE TACKLE #91
FLORIDA STATE

7TH YEAR IN THE NFL

7TH YEAR WITH THE CHIEFS

HEIGHT: 6'1"
WEIGHT: 317 LBS
DRAFTED: D3A-18
BIRTHDAY: 5/9/96

- 👁️ Nnadi enters his seventh season with the Chiefs in 2024.
- 👁️ Originally entered the NFL as a third-round pick (75th overall) by the Kansas City Chiefs in the 2018 NFL Draft.
- 👁️ The Chiefs traded two picks (No. 86 and 122) to the Baltimore Ravens to move up to the No. 75 overall pick to draft Nnadi.

Career Highlights:

- 👁️ Was on the team's roster for all three Super Bowl victories

in the last five years (LIV, LVII and LVIII). Was on IR for Super Bowl LVIII.

Transactions:

Re-signed with Kansas City (3/19/24) ... Re-signed with Kansas City (3/13/23) ... Re-signed with Kansas City (3/22/22) ... Originally entered the NFL as a third-round pick (75th overall) by the Kansas City Chiefs in the 2018 NFL Draft.

COLLEGE

Appeared in 48 games for Florida State (2014-17), recording 165 tackles (74 solo), 24 tackles for loss, 11.5 sacks (-59.0 yards), two fumble recoveries and two forced fumbles ... Named third-team All-ACC his senior season ... Was named to the preseason Nagurski, Outland and Bednarik award watch list in 2017 ... Was named first-team All-ACC by the coaches and third team All-ACC by the media in 2016 ... Collected ACC Defensive Lineman of the Week honors following a dominant effort totaling a season-high eight tackles, two TFLs, 1.0 sack and one pass breakup versus the third-ranked Clemson Tigers ... Named third-team All-ACC by the media in 2015 ... Earned Defensive Most Improved Player honors following the 2016 spring season.

PERSONAL

- 👁️ Totaled 167 total tackles, 27 tackles for loss and 13.0 sacks while leading Ocean Lakes to its first state championship game appearance as a junior in 2012.
- 👁️ Named first-team All-Beach District and All-Eastern Region honors and first-team All-Tidewater selection as a junior and a senior.
- 👁️ Beach District co-Defensive Player of the Year in 2013.
- 👁️ Anchored a Dolphins defense that held eight opponents to one touchdown or less.
- 👁️ Majored in social science at Florida State.
- 👁️ Hometown: Virginia Beach, Va.
- 👁️ Last name pronounced: NAH-dee.

DERRICK NNADI'S NFL REGULAR SEASON DEFENSIVE STATISTICS

DATE	TEAM	GP	GS	TACKLES								INTERCEPTIONS					O. FUMB				ST				MISC					
				TK	S	A	TFL	YDS	SK	YDS	QBH	NO	YDS	LG	TD	PD	FF	FR	TD	YDS	TK	S	A	FF	FR	S	A			
2018	Chiefs	16	11	35	17	18	0	0	0.0	0.0	0	0	0	0	0	0	0	0	0	0	0	0	0	0	0	0	0	0	0	0
2019	Chiefs	16	16	48	18	30	3	3	1.0	1.0	1	1	0	0	0	1	1	0	0	0	0	0	0	0	0	0	0	0	0	
2020	Chiefs	15	15	47	23	24	0	0	0.0	0.0	1	0	0	0	0	0	0	0	0	0	0	0	0	0	0	0	0	0	0	
2021	Chiefs	17	10	38	21	17	2	10	3.0	10.0	5	0	0	0	0	0	0	0	0	0	0	0	0	0	0	0	0	0	0	
2022	Chiefs	17	17	25	11	14	1	4	0.0	0.0	0	0	0	0	0	0	0	0	0	0	0	0	0	0	0	0	0	0	0	
2023	Chiefs	17	17	29	16	13	1	2	1.0	2.0	1	0	0	0	0	1	0	0	0	0	0	0	0	0	0	0	0	0	0	
2024	Chiefs	3	0	2	1	1	0	0	0.0	0.0	0	0	0	0	0	0	0	0	0	0	0	0	0	0	0	0	0	0	0	
NFL TOTALS		101	86	224	107	117	7	19	5.0	13.0	8	1	0	0	0	2	1	0	0	0	0	0	0	0	0	0	0	0	0	



DERRICK NNADI'S NFL POSTSEASON DEFENSIVE STATISTICS

DATE	TEAM	GP	GS	TACKLES							INTERCEPTIONS					O. FUMB				ST				MISC		
				TK	S	A	TFL	YDS	SK	YDS	QBH	NO	YDS	LG	TD	PD	FF	FR	TD	YDS	TK	S	A	FF	FR	S
2018	Chiefs	2	2	8	1	7	1	6	0.0	0.0	1	0	0	0	0	0	0	0	0	0	0	0	0	0	0	0
2019	Chiefs	3	3	7	4	3	1	1	0.0	0.0	0	0	0	0	0	0	0	0	0	0	0	0	0	0	0	
2020	Chiefs	3	3	11	3	8	0	0	0.0	0.0	0	0	0	0	0	0	0	0	0	0	0	0	0	0	0	
2021	Chiefs	3	0	4	2	2	0	0	0.0	0.0	1	0	0	0	0	0	0	0	0	0	0	0	0	0	0	
2022	Chiefs	3	3	3	1	2	1	8	1.0	8.0	1	0	0	0	0	0	0	0	0	0	0	0	0	0	0	
2023	Chiefs	1	1	1	0	1	0	0	0.0	0.0	0	0	0	0	0	0	0	0	0	0	0	0	0	0	0	
NFL TOTALS		15	12	34	11	23	3	15	1.0	8.0	3	0	0	0	0	0	0	0	0	0	0	0	0	0	0	

SINGLE-GAME HIGHS: DEFENSIVE

Total Tackles	9 at L.A. Chargers, Sep 20, 2020 9 at Detroit, Sep 29, 2019 6 vs. Minnesota, Nov 03, 2019 6 vs. Indianapolis, Oct 06, 2019 5 vs. Carolina, Nov 08, 2020 ...3 more at 5.	Forced Fumbles	1 at Detroit, Sep 29, 2019
Solo Tackles	5 at Detroit, Sep 29, 2019 4 vs. Buffalo, Oct 10, 2021 3 at Miami, Dec 13, 2020 3 vs. Carolina, Nov 08, 2020 3 vs. Las Vegas, Oct 11, 2020 ...4 more at 3.	Tackles For Loss	2 at New England, Dec 08, 2019 1 at Denver, Dec 11, 2022 1 at Denver, Jan 08, 2022 1 at Las Vegas, Nov 14, 2021 ...1 more at 1.
Sacks	1.0 at Denver, Jan 08, 2022 1.0 at Las Vegas, Nov 14, 2021 1.0 vs. N.Y. Giants, Nov 01, 2021 ...1 more at 1.0.	Interceptions	1 at L.A. Chargers, Nov 18, 2019
Passes Defensed	1 at Jacksonville, Sep 17, 2023 1 at L.A. Chargers, Nov 18, 2019		

SINGLE-GAME HIGHS - POSTSEASON: DEFENSIVE

Total Tackles	6 vs. New England, Jan 20, 2019 5 at Tampa Bay, Feb 07, 2021 4 vs. Buffalo, Jan 24, 2021 4 vs. San Francisco, Feb 02, 2020 3 vs. Pittsburgh, Jan 16, 2022	Sacks	1.0 vs. Jacksonville, Jan 21, 2023
Solo Tackles	3 vs. San Francisco, Feb 02, 2020 2 vs. Pittsburgh, Jan 16, 2022 2 vs. Cleveland, Jan 17, 2021 1 vs. Jacksonville, Jan 21, 2023 1 at Tampa Bay, Feb 07, 2021 ...2 more at 1.	Tackles For Loss	1 vs. Jacksonville, Jan 21, 2023 1 vs. San Francisco, Feb 02, 2020 1 vs. Indianapolis, Jan 12, 2019

2018 GAME-BY-GAME REGULAR-SEASON STATISTICS (CHIEFS)

DATE	OPPONENT	P/S	TACKLES							INTERCEPTIONS					O. FUMB				ST				MISC		W/L	SCORE	
			TK	S	A	SK	YDS	TFL	YDS	QBH	NO	YDS	LG	TD	PD	FF	FR	TD	YDS	TK	S	A	FF	FR			S
09/09	at Chargers	P	0	0	0	0.0	0.0	0	0	0	0	0	0	0	0	0	0	0	0	0	0	0	0	0	0	W	38-28
09/16	at Steelers	P	0	0	0	0.0	0.0	0	0	0	0	0	0	0	0	0	0	0	0	0	0	0	0	0	0	W	42-37
09/23	49ers	P	3	1	2	0.0	0.0	0	0	0	0	0	0	0	0	0	0	0	0	0	0	0	0	0	0	W	38-27
10/01	at Broncos	P	1	1	0	0.0	0.0	0	0	0	0	0	0	0	0	0	0	0	0	0	0	0	0	0	0	W	27-23
10/07	Jaguars	S	3	3	0	0.0	0.0	0	0	0	0	0	0	0	0	0	0	0	0	0	0	0	0	0	0	W	30-14
10/14	at Patriots	S	5	1	4	0.0	0.0	0	0	0	0	0	0	0	0	0	0	0	0	0	0	0	0	0	0	L	40-43
10/21	Bengals	S	3	3	0	0.0	0.0	0	0	0	0	0	0	0	0	0	0	0	0	0	0	0	0	0	0	W	45-10
10/28	Broncos	S	2	1	1	0.0	0.0	0	0	0	0	0	0	0	0	0	0	0	0	0	0	0	0	0	0	W	30-23
11/04	at Browns	S	3	1	2	0.0	0.0	0	0	0	0	0	0	0	0	0	0	0	0	0	0	0	0	0	0	W	37-21
11/11	Cardinals	S	1	1	0	0.0	0.0	0	0	0	0	0	0	0	0	0	0	0	0	0	0	0	0	0	0	W	26-14
11/19	at Rams	P	0	0	0	0.0	0.0	0	0	0	0	0	0	0	0	0	0	0	0	0	0	0	0	0	0	L	51-54
12/02	at Raiders	S	1	0	1	0.0	0.0	0	0	0	0	0	0	0	0	0	0	0	0	0	0	0	0	0	0	W	40-33
12/09	Ravens	S	5	3	2	0.0	0.0	0	0	0	0	0	0	0	0	0	0	0	0	0	0	0	0	0	0	W	27-24+
12/13	Chargers	S	3	0	3	0.0	0.0	0	0	0	0	0	0	0	0	0	0	0	0	0	0	0	0	0	0	L	28-29
12/23	at Seahawks	S	4	2	2	0.0	0.0	0	0	0	0	0	0	0	0	0	0	0	0	0	0	0	0	0	0	L	31-38
12/30	Raiders	S	1	0	1	0.0	0.0	0	0	0	0	0	0	0	0	0	0	0	0	0	0	0	0	0	0	W	35-3
2018 TOTALS		16-11	35	17	18	0.0	0.0	0	0	0	0	0	0	0	0	0	0	0	0	0	0	0	0	0	0	12-4	

+ - Overtime



2019 GAME-BY-GAME REGULAR-SEASON STATISTICS (CHIEFS)

DATE	OPPONENT	P/S	TACKLES							INTERCEPTIONS					O. FUMB				ST				MISC		W/L	SCORE	
			TK	S	A	SK	YDS	TFL	YDS	QBH	NO	YDS	LG	TD	PD	FF	FR	TD	YDS	TK	S	A	FF	FR			S
09/08	at Jaguars	S	3	0	3	0.0	0.0	0	0	0	0	0	0	0	0	0	0	0	0	0	0	0	0	0	0	W	40-26
09/15	at Raiders	S	1	1	0	0.0	0.0	0	0	0	0	0	0	0	0	0	0	0	0	0	0	0	0	0	W	28-10	
09/22	Ravens	S	4	2	2	0.0	0.0	0	0	0	0	0	0	0	0	0	0	0	0	0	0	0	0	0	W	33-28	
09/29	at Lions	S	9	5	4	1.0	1.0	0	0	0	0	0	0	0	0	1	0	0	0	0	0	0	0	0	W	34-30	
10/06	Colts	S	6	2	4	0.0	0.0	0	0	0	0	0	0	0	0	0	0	0	0	0	0	0	0	0	L	13-19	
10/13	Texans	S	3	1	2	0.0	0.0	0	0	0	0	0	0	0	0	0	0	0	0	0	0	0	0	0	L	24-31	
10/17	at Broncos	S	2	1	1	0.0	0.0	1	1	0	0	0	0	0	0	0	0	0	0	0	0	0	0	0	W	30-6	
10/27	Packers	S	2	0	2	0.0	0.0	0	0	1	0	0	0	0	0	0	0	0	0	0	0	0	0	0	L	24-31	
11/03	Vikings	S	6	2	4	0.0	0.0	0	0	0	0	0	0	0	0	0	0	0	0	0	0	0	0	0	W	26-23	
11/10	at Titans	S	1	1	0	0.0	0.0	0	0	0	0	0	0	0	0	0	0	0	0	0	0	0	0	0	L	32-35	
11/18	at Chargers	S	1	0	1	0.0	0.0	0	0	0	1	0	0	0	1	0	0	0	0	0	0	0	0	0	W	24-17	
12/01	Raiders	S	3	0	3	0.0	0.0	0	0	0	0	0	0	0	0	0	0	0	0	0	0	0	0	0	W	40-9	
12/08	at Patriots	S	3	2	1	0.0	0.0	2	2	0	0	0	0	0	0	0	0	0	0	0	0	0	0	0	W	23-16	
12/15	Broncos	S	0	0	0	0.0	0.0	0	0	0	0	0	0	0	0	0	0	0	0	0	0	0	0	0	W	23-3	
12/22	at Bears	S	1	1	0	0.0	0.0	0	0	0	0	0	0	0	0	0	0	0	0	0	0	0	0	0	W	26-3	
12/29	Chargers	S	3	0	3	0.0	0.0	0	0	0	0	0	0	0	0	0	0	0	0	0	0	0	0	0	W	31-21	
2019 TOTALS			16-16	48	18	30	1.0	1.0	3	3	1	1	0	0	0	1	1	0	0	0	0	0	0	0	12-4		

2020 GAME-BY-GAME REGULAR-SEASON STATISTICS (CHIEFS)

DATE	OPPONENT	P/S	TACKLES							INTERCEPTIONS					O. FUMB				ST				MISC		W/L	SCORE											
			TK	S	A	SK	YDS	TFL	YDS	QBH	NO	YDS	LG	TD	PD	FF	FR	TD	YDS	TK	S	A	FF	FR			S	A									
09/10	Texans	S	1	0	1	0.0	0.0	0	0	0	0	0	0	0	0	0	0	0	0	0	0	0	0	0	W	34-20											
09/20	at Chargers	S	9	2	7	0.0	0.0	0	0	0	0	0	0	0	0	0	0	0	0	0	0	0	0	0	W	23-20+											
09/28	at Ravens	S	1	0	1	0.0	0.0	0	0	0	0	0	0	0	0	0	0	0	0	0	0	0	0	0	W	34-20											
10/05	Patriots	S	4	3	1	0.0	0.0	0	0	0	0	0	0	0	0	0	0	0	0	0	0	0	0	0	W	26-10											
10/11	Raiders	S	5	3	2	0.0	0.0	0	0	0	0	0	0	0	0	0	0	0	0	0	0	0	0	0	L	32-40											
10/19	at Bills	S	4	2	2	0.0	0.0	0	0	0	0	0	0	0	0	0	0	0	0	0	0	0	0	0	W	26-17											
10/25	at Broncos	S	0	0	0	0.0	0.0	0	0	0	0	0	0	0	0	0	0	0	0	0	0	0	0	0	W	43-16											
11/01	Jets	S	1	1	0	0.0	0.0	0	0	0	0	0	0	0	0	0	0	0	0	0	0	0	0	0	W	35-9											
11/08	Panthers	S	5	3	2	0.0	0.0	0	0	0	0	0	0	0	0	0	0	0	0	0	0	0	0	0	W	33-31											
11/22	at Raiders	S	2	1	1	0.0	0.0	0	0	0	0	0	0	0	0	0	0	0	0	0	0	0	0	0	W	35-31											
11/29	at Buccaneers	S	3	1	2	0.0	0.0	0	0	0	0	0	0	0	0	0	0	0	0	0	0	0	0	0	W	27-24											
12/06	Broncos	S	3	2	1	0.0	0.0	0	0	0	0	0	0	0	0	0	0	0	0	0	0	0	0	0	W	22-16											
12/13	at Dolphins	S	4	3	1	0.0	0.0	0	0	0	0	0	0	0	0	0	0	0	0	0	0	0	0	0	W	33-27											
12/20	at Saints	S	3	0	3	0.0	0.0	0	0	1	0	0	0	0	0	0	0	0	0	0	0	0	0	0	W	32-29											
12/27	Falcons	S	2	2	0	0.0	0.0	0	0	0	0	0	0	0	0	0	0	0	0	0	0	0	0	0	W	17-14											
01/03	Chargers																								L	21-38											
DID NOT PLAY																																					
2020 TOTALS			15-15	47	23	24	0.0	0.0	0	0	1	0	0	0	0	0	0	0	0	0	0	0	0	0	0	14-2											

+ - Overtime

2021 GAME-BY-GAME REGULAR-SEASON STATISTICS (CHIEFS)

DATE	OPPONENT	P/S	TACKLES							INTERCEPTIONS					O. FUMB				ST				MISC		W/L	SCORE
			TK	S	A	SK	YDS	TFL	YDS	QBH	NO	YDS	LG	TD	PD	FF	FR	TD	YDS	TK	S	A	FF	FR		
09/12	Browns	P	1	1	0	0.0	0.0	0	0	0	0	0	0	0	0	0	0	0	0	0	0	0	0	0	W	33-29
09/19	at Ravens	S	1	1	0	0.0	0.0	0	0	0	0	0	0	0	0	0	0	0	0	0	0	0	0	0	L	35-36
09/26	Chargers	S	2	2	0	0.0	0.0	0	0	0	0	0	0	0	0	0	0	0	0	0	0	0	0	0	L	24-30
10/03	at Eagles	S	1	1	0	0.0	0.0	0	0	0	0	0	0	0	0	0	0	0	0	0	0	0	0	0	W	42-30
10/10	Bills	S	4	4	0	0.0	0.0	0	0	0	0	0	0	0	0	0	0	0	0	0	0	0	0	0	L	20-38
10/17	at Football Team	S	2	1	1	0.0	0.0	0	0	1	0	0	0	0	0	0	0	0	0	0	0	0	0	0	W	31-13
10/24	at Titans	S	3	2	1	0.0	0.0	0	0	0	0	0	0	0	0	0	0	0	0	0	0	0	0	0	L	3-27
11/01	Giants	S	3	1	2	1.0	0.0	0	0	1	0	0	0	0	0	0	0	0	0	0	0	0	0	0	W	20-17
11/07	Packers	P	2	2	0	0.0	0.0	0	0	0	0	0	0	0	0	0	0	0	0	0	0	0	0	0	W	13-7
11/14	at Raiders	S	4	2	2	1.0	5.0	1	5	1	0	0	0	0	0	0	0	0	0	0	0	0	0	0	W	41-14
11/21	Cowboys	S	3	2	1	0.0	0.0	0	0	0	0	0	0	0	0	0	0	0	0	0	0	0	0	0	W	19-9
12/05	Broncos	P	3	0	3	0.0	0.0	0	0	1	0	0	0	0	0	0	0	0	0	0	0	0	0	0	W	22-9
12/12	Raiders	P	1	0	1	0.0	0.0	0	0	0	0	0	0	0	0	0	0	0	0	0	0	0	0	0	W	48-9
12/16	at Chargers	S	2	0	2	0.0	0.0	0	0	0	0	0	0	0	0	0	0	0	0	0	0	0	0	0	W	34-28+
12/26	Steelers	P	3	0	3	0.0	0.0	0	0	0	0	0	0	0	0	0	0	0	0	0	0	0	0	0	W	36-10
01/02	at Bengals	P	2	1	1	0.0	0.0	0	0	0	0	0	0	0	0	0	0	0	0	0	0	0	0	0	L	31-34
01/08	at Broncos	P	1	1	0	1.0	5.0	1	5	1	0	0	0	0	0	0	0	0	0	0	0	0	0	0	W	28-24
2021 TOTALS			17-10	38	21	17	3.0	10.0	2	10	5	0	0	0	0	0	0	0	0	0	0	0	0	0	12-5	

+ - Overtime



2021 GAME-BY-GAME POSTSEASON STATISTICS (CHIEFS)

DATE	OPPONENT	P/S	TACKLES							INTERCEPTIONS					O. FUMB				ST				MISC		SCORE			
			TK	S	A	SK	YDS	TFL	YDS	QBH	NO	YDS	LG	TD	PD	FF	FR	TD	YDS	TK	S	A	FF	FR		S	A	W/L
01/16	Steelers	P	3	2	1	0.0	0.0	0	0	0	0	0	0	0	0	0	0	0	0	0	0	0	0	0	0	0	W	42-21
01/23	Bills	P	0	0	0	0.0	0.0	0	0	0	0	0	0	0	0	0	0	0	0	0	0	0	0	0	0	W	42-36+	
01/30	Bengals	P	1	0	1	0.0	0.0	0	0	1	0	0	0	0	0	0	0	0	0	0	0	0	0	0	0	L	24-27+	
2021 TOTALS		3-0	4	2	2	0.0	0.0	0	0	1	0	0	0	0	0	0	0	0	0	0	0	0	0	0	0	2-1		

+ - Overtime

2022 GAME-BY-GAME POSTSEASON STATISTICS (CHIEFS)

DATE	OPPONENT	P/S	TACKLES							INTERCEPTIONS					O. FUMB				ST				MISC		SCORE		
			TK	S	A	SK	YDS	TFL	YDS	QBH	NO	YDS	LG	TD	PD	FF	FR	TD	YDS	TK	S	A	FF	FR		S	A
01/21	Jaguars	S	2	1	1	1.0	8.0	1	8	1	0	0	0	0	0	0	0	0	0	0	0	0	0	0	0	W	27-20
01/29	Bengals	S	1	0	1	0.0	0.0	0	0	0	0	0	0	0	0	0	0	0	0	0	0	0	0	0	0	W	23-20
02/12	at Eagles	S	0	0	0	0.0	0.0	0	0	0	0	0	0	0	0	0	0	0	0	0	0	0	0	0	0	W	38-35
2022 TOTALS		3-3	3	1	2	1.0	8.0	1	8	1	0	0	0	0	0	0	0	0	0	0	0	0	0	0	0	3-0	

2023 GAME-BY-GAME POSTSEASON STATISTICS (CHIEFS)

DATE	OPPONENT	P/S	TACKLES							INTERCEPTIONS					O. FUMB				ST				MISC		SCORE		
			TK	S	A	SK	YDS	TFL	YDS	QBH	NO	YDS	LG	TD	PD	FF	FR	TD	YDS	TK	S	A	FF	FR		S	A
01/13	Dolphins	S	1	0	1	0.0	0.0	0	0	0	0	0	0	0	0	0	0	0	0	0	0	0	0	0	0	W	26-7
01/21	at Bills																									W	27-24
01/28	at Ravens																									W	17-10
02/11	49ers																									W	25-22+
2023 TOTALS		1-1	1	0	1	0.0	0.0	0	0	0	0	0	0	0	0	0	0	0	0	0	0	0	0	0	0	4-0	


+ - Overtime





HUNTER NOURZAD

OFFENSIVE LINEMAN #60
PENN STATE



ROOKIE

HEIGHT: 6'3"
WEIGHT: 317 LBS
DRAFTED: D5-24
BIRTHDAY: 11/26/00

- Nourzad enters his first season with the Chiefs in 2024.
- Originally entered the NFL as a fifth-round pick (159th overall) by the Kansas City Chiefs in 2024.

Transactions: Originally entered the NFL as a fifth-round pick (159th overall) by the Kansas City Chiefs in 2024.

COLLEGE

Played two seasons for Penn State (2022-23) and two seasons (2020 cancelled) for Cornell (2019-21) ... Played in 12 games in 2023 and started in two ... Earned the coaching staff's Offensive Player of the Week award after performance against Iowa (9/23/23) ... Voted second-team All-Big Ten by coaches and media (2023) ... Earned Academic All-Big Ten honors (2023) ... Was Penn State's Tim Shaw Thrive award winner (2023) ... Named to the team's Nittany Lion Club for the highest GPA as a senior ... Named All-Big Ten honorable mention by the coaches and media (2022) ... Selected by the coaching staff as the Offensive Player of the Game after performance against Auburn (9/17/22) ... Finished his time at Cornell with 20 consecutive games at right tackle ... Earned second-team All-America honors from the AFCA (2021) ... Selected to third-team All-America (Phil Steele) (2021) ... Named Phil Steele's Ivy League Offensive Lineman of the Year (2021) ... Earned Academic All-Ivy League honors (2021) ... Semifinalist for the William V. Campbell Trophy (2021).

PERSONAL

- Two-year captain at The Walker School.
- Named a two-time All-State selection by the Atlanta-Journal Constitution, Recruit Georgia and the Georgia Athletic Coaches Association.
- Earned three-time All-Region honors (first-team twice).
- Was Regional Lineman of the Year as a senior.
- Also lettered in lacrosse and track and field.
- Earned All-Region honors in shot put.
- Earned his degree in engineering at Cornell and his MBA at Penn State.

HUNTER NOURZAD'S NFL REGULAR SEASON STATISTICS

DATE	TEAM	GP	GS
2024	Chiefs	3	0
NFL TOTALS		3	0


2024 GAME-BY-GAME REGULAR-SEASON STATISTICS (CHIEFS)

DATE	OPPONENT	P/S	W/L	SCORE
09/05	Ravens	P	W	27-20
09/15	Bengals	P	W	26-25
09/22	at Falcons	P	W	22-17
2024 TOTALS		3-0	3-0	





MIKE PENNEL



NOSE TACKLE #69
COLORADO STATE-PUEBLO

10TH YEAR IN THE NFL

4TH YEAR WITH THE CHIEFS

HEIGHT: 6'4"
WEIGHT: 330 LBS
DRAFTED: FA-23
BIRTHDAY: 5/9/91

- 👁️ Pennel enters his fourth season with the Chiefs in 2024.
- 👁️ Spent two seasons with the Chiefs (2019-20), playing 22 games for the club. Rejoined the club in 2023 on the team's practice squad.
- 👁️ Originally entered the NFL as an undrafted free agent with Green Bay in 2014.

Transactions:

Signed with Kansas City (3/13/24) ... Signed to Kansas City's practice squad (10/24/2023) ... Signed to Chicago's practice

squad (9/12/2022) ... Signed to Chicago's practice squad (09/10/2022) ... Cut by Chicago (9/9/22) ... Signed to the Chicago Bears (6/14/2022) ... Signed to Atlanta's practice squad (9/15/2021) ... Cut by Chicago (8/31/21) ... Signed by the Chicago Bears (06/21/2021) ... Signed by Kansas City (10/19/19) ... Released by New England (8/26/19) ... Signed by New England (3/15/19) ... Re-signed by the New York Jets (3/18/18) ... Re-signed by the New York Jets (3/16/17) ... Acquired via waivers by the New York Jets (2/6/17) ... Released by Green Bay (1/9/17) ... Originally entered the NFL as an undrafted free agent with the Green Bay Packers in 2014.

COLLEGE

Finished his college career at Colorado State University-Pueblo (2013) after spending a year at Arizona State (2012) and two years at Scottsdale Community College (2010-11) ... Played in all 12 games with 10 starts for CSU-Pueblo recording 36 tackles (15 solo), including six for a loss, 7.0 sacks, three forced fumbles, two fumble recoveries and four passes defended ... Helped the ThunderWolves win their third straight Rocky Mountain Athletic Conference title ... Compiled 71 tackles (23.0 for loss), 3.0 sacks, three forced fumbles and three fumble recoveries during his two seasons at Scottsdale CC ... Earned All-American honors as a sophomore in 2011.

PERSONAL

- 👁️ Graduated from Grandview High School in Aurora, Colo., after spending time at Cherokee Trails High School in Aurora and J.K. Mullen High School in Denver.
- 👁️ Earned one varsity letter as a nose tackle at Grandview.
- 👁️ Survived a childhood bout with cancer when he was just three years old.
- 👁️ Majored in social communications at CSU-Pueblo.
- 👁️ Hometown: Aurora, Colorado.
- 👁️ Last name pronounced: puh-NELL.

MIKE PENNEL'S NFL REGULAR SEASON DEFENSIVE STATISTICS

DATE	TEAM	GP	GS	TACKLES						INTERCEPTIONS						O. FUMB					ST				MISC				
				TK	S	A	TFL	YDS	SK	YDS	QBH	NO	YDS	LG	TD	PD	FF	FR	TD	YDS	TK	S	A	FF	FR	S	A		
2014	Packers	13	0	8	7	1	1	0	0.0	0.0	1	0	0	0	0	0	0	0	0	0	0	0	0	0	0	0	0	0	0
2015	Packers	16	5	25	16	9	2	2	1.0	0.0	4	0	0	0	0	0	1	0	0	0	0	0	0	0	0	0	0	0	0
2016	Packers	8	0	7	5	2	3	17	0.0	0.0	1	0	0	0	0	1	0	0	0	0	0	0	0	0	0	0	0	0	0
2017	Jets	16	3	35	20	15	0	0	0.0	0.0	1	0	0	0	0	0	0	0	0	0	0	0	0	0	0	0	0	0	0
2018	Jets	16	7	27	16	11	0	0	0.0	0.0	2	0	0	0	0	1	0	0	0	0	0	0	0	0	0	0	0	0	0
2019	Chiefs	8	0	24	13	11	2	11	1.0	8.0	2	0	0	0	0	0	0	0	0	0	0	0	0	0	0	0	0	0	0
2020	Chiefs	14	1	29	13	16	0	0	0.0	0.0	1	0	0	0	0	0	0	0	0	0	0	0	0	0	0	0	0	0	0
2021	Falcons	10	5	21	9	12	0	0	0.0	0.0	0	0	0	0	0	0	0	0	0	0	0	0	0	0	0	0	0	0	0
2022	Bears	17	2	26	16	10	2	4	0.0	0.0	2	0	0	0	0	1	1	1	0	0	0	0	0	0	0	0	0	0	0
2023	Chiefs	3	0	4	2	2	1	2	0.0	0.0	0	0	0	0	0	0	0	0	0	0	0	0	0	0	0	0	0	0	0
2024	Chiefs	3	2	3	1	2	1	1	1.0	1.0	1	0	0	0	0	0	0	0	0	0	0	0	0	0	0	0	0	0	0
NFL TOTALS		124	25	209	118	91	12	37	3.0	9.0	15	0	0	0	0	3	2	1	0	0	0	0	0	0	0	0	0	0	0



MIKE PENNEL'S NFL POSTSEASON DEFENSIVE STATISTICS

DATE	TEAM	GP	GS	TACKLES							INTERCEPTIONS					O. FUMB				ST				MISC		
				TK	S	A	TFL	YDS	SK	YDS	QBH	NO	YDS	LG	TD	PD	FF	FR	TD	YDS	TK	S	A	FF	FR	S
2014	Packers	2	0	1	1	0	0	0	0.0	0.0	0	0	0	0	0	0	0	0	0	0	0	0	0	0	0	0
2015	Packers	2	0	2	2	0	0	0	0.0	0.0	0	0	0	0	0	0	0	0	0	0	0	0	0	0	0	
2016	Packers	0	0	0	0	0	0	0	0.0	0.0	0	0	0	0	0	0	0	0	0	0	0	0	0	0	0	
2019	Chiefs	3	2	7	2	5	0	0	0.0	0.0	1	0	0	0	0	0	0	0	0	0	0	0	0	0	0	
2020	Chiefs	3	0	1	0	1	0	0	0.0	0.0	0	0	0	0	0	0	0	0	0	0	0	0	0	0	0	
2023	Chiefs	4	3	12	5	7	1	0	0.0	0.0	0	0	0	0	0	0	0	0	0	0	0	0	0	0	0	
NFL TOTALS		14	5	23	10	13	1	0	0.0	0.0	1	0	0	0	0	0	0	0	0	0	0	0	0	0	0	

SINGLE-GAME HIGHS: DEFENSIVE

Total Tackles	10 vs. New England, Oct 05, 2020 7 vs. Carolina, Nov 26, 2017 6 vs. L.A. Chargers, Dec 29, 2019 5 at San Francisco, Dec 19, 2021 5 vs. Buffalo, Nov 11, 2018 ...3 more at 5.	Passes Defensed	1 vs. Philadelphia, Dec 18, 2022 1 at Tennessee, Dec 02, 2018 1 vs. Chicago, Oct 20, 2016 1 at Arizona, Dec 27, 2015
Solo Tackles	5 vs. New England, Oct 05, 2020 4 vs. L.A. Chargers, Dec 29, 2019 4 vs. L.A. Chargers, Dec 24, 2017 3 at N.Y. Giants, Oct 02, 2022 3 at Carolina, Dec 12, 2021 ...9 more at 3.	Forced Fumbles	1 at Arizona, Dec 27, 2015
Sacks	1.0 at L.A. Chargers, Nov 18, 2019 1.0 at Arizona, Dec 27, 2015	Tackles For Loss	2 at L.A. Chargers, Nov 18, 2019 2 vs. Dallas, Oct 16, 2016 1 vs. Las Vegas, Dec 25, 2023 1 at Detroit, Jan 01, 2023 ...5 more at 1.

SINGLE-GAME HIGHS - POSTSEASON: DEFENSIVE

Total Tackles	6 vs. San Francisco, Feb 11, 2024 4 vs. Tennessee, Jan 19, 2020 3 at Buffalo, Jan 21, 2024 3 vs. Miami, Jan 13, 2024 2 vs. Houston, Jan 12, 2020 ...1 more at 2.	Tackles For Loss	1 vs. San Francisco, Feb 11, 2024
Solo Tackles	2 vs. San Francisco, Feb 11, 2024 2 vs. Miami, Jan 13, 2024 2 vs. Houston, Jan 12, 2020 ...1 more at 2.		

2014 GAME-BY-GAME REGULAR-SEASON STATISTICS (PACKERS)

DATE	OPPONENT	P/S	TACKLES							INTERCEPTIONS					O. FUMB				ST				MISC		W/L	SCORE	
			TK	S	A	SK	YDS	TFL	YDS	QBH	NO	YDS	LG	TD	PD	FF	FR	TD	YDS	TK	S	A	FF	FR			S
09/04	at Seahawks																									L	16-36
09/14	Jets																									W	31-24
09/21	at Lions																									L	7-19
09/28	at Bears	P	2	1	1	0.0	0.0	0	0	0	0	0	0	0	0	0	0	0	0	0	0	0	0	0	0	W	38-17
10/02	Vikings	P	2	2	0	0.0	0.0	0	0	0	0	0	0	0	0	0	0	0	0	0	0	0	0	0	0	W	42-10
10/12	at Dolphins	P	1	1	0	0.0	0.0	0	0	0	0	0	0	0	0	0	0	0	0	0	0	0	0	0	0	W	27-24
10/19	Panthers	P	3	3	0	0.0	0.0	1	0	0	0	0	0	0	0	0	0	0	0	0	0	0	0	0	0	W	38-17
10/26	at Saints	P	0	0	0	0.0	0.0	0	0	0	0	0	0	0	0	0	0	0	0	0	0	0	0	0	0	L	23-44
11/09	Bears	P	0	0	0	0.0	0.0	0	0	1	0	0	0	0	0	0	0	0	0	0	0	0	0	0	0	W	55-14
11/16	Eagles	P	0	0	0	0.0	0.0	0	0	0	0	0	0	0	0	0	0	0	0	0	0	0	0	0	0	W	53-20
11/23	at Vikings	P	0	0	0	0.0	0.0	0	0	0	0	0	0	0	0	0	0	0	0	0	0	0	0	0	0	W	24-21
11/30	Patriots	P	0	0	0	0.0	0.0	0	0	0	0	0	0	0	0	0	0	0	0	0	0	0	0	0	0	W	26-21
12/08	Falcons	P	0	0	0	0.0	0.0	0	0	0	0	0	0	0	0	0	0	0	0	0	0	0	0	0	0	W	43-37
12/14	at Bills	P	0	0	0	0.0	0.0	0	0	0	0	0	0	0	0	0	0	0	0	0	0	0	0	0	0	L	13-21
12/21	at Buccaneers	P	0	0	0	0.0	0.0	0	0	0	0	0	0	0	0	0	0	0	0	0	0	0	0	0	0	W	20-3
12/28	Lions	P	0	0	0	0.0	0.0	0	0	0	0	0	0	0	0	0	0	0	0	0	0	0	0	0	0	W	30-20
2014 TOTALS		13-0	8	7	1	0.0	0.0	1	0	1	0	0	0	0	0	0	0	0	0	0	0	0	0	0	0	12-4	



2015 GAME-BY-GAME REGULAR-SEASON STATISTICS (PACKERS)

DATE	OPPONENT	P/S	TACKLES						INTERCEPTIONS					O. FUMB			ST				MISC		W/L	SCORE			
			TK	S	A	SK	YDS	TFL	YDS	QBH	NO	YDS	LG	TD	PD	FF	FR	TD	YDS	TK	S	A			FF	FR	S
09/13	at Bears	S	1	0	1	0.0	0.0	0	0	0	0	0	0	0	0	0	0	0	0	0	0	0	0	0	0	W	31-23
09/20	Seahawks	P	3	3	0	0.0	0.0	1	1	0	0	0	0	0	0	0	0	0	0	0	0	0	0	0	0	W	27-17
09/28	Chiefs	S	2	1	1	0.0	0.0	0	0	0	0	0	0	0	0	0	0	0	0	0	0	0	0	0	0	W	38-28
10/04	at 49ers	S	0	0	0	0.0	0.0	0	0	0	0	0	0	0	0	0	0	0	0	0	0	0	0	0	0	W	17-3
10/11	Rams	P	2	1	1	0.0	0.0	0	0	0	0	0	0	0	0	0	0	0	0	0	0	0	0	0	0	W	24-10
10/18	Chargers	P	1	0	1	0.0	0.0	0	0	2	0	0	0	0	0	0	0	0	0	0	0	0	0	0	0	W	27-20
11/01	at Broncos	P	3	3	0	0.0	0.0	0	0	0	0	0	0	0	0	0	0	0	0	0	0	0	0	0	0	L	10-29
11/08	at Panthers	P	1	0	1	0.0	0.0	0	0	0	0	0	0	0	0	0	0	0	0	0	0	0	0	0	0	L	29-37
11/15	Lions	P	0	0	0	0.0	0.0	0	0	0	0	0	0	0	0	0	0	0	0	0	0	0	0	0	0	L	16-18
11/22	at Vikings	P	1	0	1	0.0	0.0	0	0	0	0	0	0	0	0	0	0	0	0	0	0	0	0	0	0	W	30-13
11/26	Bears	P	2	1	1	0.0	0.0	0	0	0	0	0	0	0	0	0	0	0	0	0	0	0	0	0	0	L	13-17
12/03	at Lions	P	1	0	1	0.0	0.0	0	0	0	0	0	0	0	0	0	0	0	0	0	0	0	0	0	0	W	27-23
12/13	Cowboys	S	2	2	0	0.0	0.0	1	1	0	0	0	0	0	0	0	0	0	0	0	0	0	0	0	0	W	28-7
12/20	at Raiders	P	1	1	0	0.0	0.0	0	0	0	0	0	0	0	0	0	0	0	0	0	0	0	0	0	0	W	30-20
12/27	at Cardinals	P	3	3	0	1.0	0.0	0	0	2	0	0	0	0	0	1	0	0	0	0	0	0	0	0	0	L	8-38
01/03	Vikings	S	2	1	1	0.0	0.0	0	0	0	0	0	0	0	0	0	0	0	0	0	0	0	0	0	0	L	13-20
2015 TOTALS			16-5	25	16	9	1.0	0.0	2	2	4	0	0	0	0	0	1	0	0	0	0	0	0	0	0	10-6	

2016 GAME-BY-GAME REGULAR-SEASON STATISTICS (PACKERS)

DATE	OPPONENT	P/S	TACKLES						INTERCEPTIONS					O. FUMB			ST				MISC		W/L	SCORE			
			TK	S	A	SK	YDS	TFL	YDS	QBH	NO	YDS	LG	TD	PD	FF	FR	TD	YDS	TK	S	A			FF	FR	S
09/11	at Jaguars																									W	27-23
09/18	at Vikings																									L	14-17
09/25	Lions																									W	34-27
10/09	Giants																									W	23-16
10/16	Cowboys	P	3	3	0	0.0	0.0	2	13	0	0	0	0	0	0	0	0	0	0	0	0	0	0	0	0	L	16-30
10/20	Bears	P	1	1	0	0.0	0.0	0	0	0	0	0	0	1	0	0	0	0	0	0	0	0	0	0	0	W	26-10
10/30	at Falcons	P	1	0	1	0.0	0.0	0	0	0	0	0	0	0	0	0	0	0	0	0	0	0	0	0	0	L	32-33
11/06	Colts	P	0	0	0	0.0	0.0	0	0	1	0	0	0	0	0	0	0	0	0	0	0	0	0	0	0	L	26-31
11/13	at Titans	P	1	0	1	0.0	0.0	0	0	0	0	0	0	0	0	0	0	0	0	0	0	0	0	0	0	L	25-47
11/20	at Redskins	P	0	0	0	0.0	0.0	0	0	0	0	0	0	0	0	0	0	0	0	0	0	0	0	0	0	L	24-42
11/28	at Eagles	P	0	0	0	0.0	0.0	0	0	0	0	0	0	0	0	0	0	0	0	0	0	0	0	0	0	W	27-13
12/04	Texans	P	1	1	0	0.0	0.0	1	4	0	0	0	0	0	0	0	0	0	0	0	0	0	0	0	0	W	21-13
12/11	Seahawks																									W	38-10
12/18	at Bears																									W	30-27
12/24	Vikings																									W	38-25
01/01	at Lions																									W	31-24
2016 TOTALS			8-0	7	5	2	0.0	0.0	3	17	1	0	0	0	0	1	0	0	0	0	0	0	0	0	0	10-6	

2017 GAME-BY-GAME REGULAR-SEASON STATISTICS (JETS)

DATE	OPPONENT	P/S	TACKLES						INTERCEPTIONS					O. FUMB			ST				MISC		W/L	SCORE			
			TK	S	A	SK	YDS	TFL	YDS	QBH	NO	YDS	LG	TD	PD	FF	FR	TD	YDS	TK	S	A			FF	FR	S
09/10	at Bills	P	5	3	2	0.0	0.0	0	0	0	0	0	0	0	0	0	0	0	0	0	0	0	0	0	0	L	12-21
09/17	at Raiders	P	3	1	2	0.0	0.0	0	0	0	0	0	0	0	0	0	0	0	0	0	0	0	0	0	0	L	20-45
09/24	Dolphins	P	0	0	0	0.0	0.0	0	0	0	0	0	0	0	0	0	0	0	0	0	0	0	0	0	0	W	20-6
10/01	Jaguars	S	3	0	3	0.0	0.0	0	0	0	0	0	0	0	0	0	0	0	0	0	0	0	0	0	0	W	23-20+
10/08	at Browns	P	0	0	0	0.0	0.0	0	0	0	0	0	0	0	0	0	0	0	0	0	0	0	0	0	0	W	17-14
10/15	Patriots	P	1	1	0	0.0	0.0	0	0	0	0	0	0	0	0	0	0	0	0	0	0	0	0	0	0	L	17-24
10/22	at Dolphins	P	1	1	0	0.0	0.0	0	0	0	0	0	0	0	0	0	0	0	0	0	0	0	0	0	0	L	28-31
10/29	Falcons	P	0	0	0	0.0	0.0	0	0	0	0	0	0	0	0	0	0	0	0	0	0	0	0	0	0	L	20-25
11/02	Bills	P	2	2	0	0.0	0.0	0	0	0	0	0	0	0	0	0	0	0	0	0	0	0	0	0	0	W	34-21
11/12	at Buccaneers	P	0	0	0	0.0	0.0	0	0	0	0	0	0	0	0	0	0	0	0	0	0	0	0	0	0	L	10-15
11/26	Panthers	P	7	2	5	0.0	0.0	0	0	0	0	0	0	0	0	0	0	0	0	0	0	0	0	0	0	L	27-35
12/03	Chiefs	P	1	1	0	0.0	0.0	0	0	0	0	0	0	0	0	0	0	0	0	0	0	0	0	0	0	W	38-31
12/10	at Broncos	P	1	1	0	0.0	0.0	0	0	1	0	0	0	0	0	0	0	0	0	0	0	0	0	0	0	L	0-23
12/17	at Saints	P	1	1	0	0.0	0.0	0	0	0	0	0	0	0	0	0	0	0	0	0	0	0	0	0	0	L	19-31
12/24	Chargers	S	5	4	1	0.0	0.0	0	0	0	0	0	0	0	0	0	0	0	0	0	0	0	0	0	0	L	7-14
12/31	at Patriots	S	5	3	2	0.0	0.0	0	0	0	0	0	0	0	0	0	0	0	0	0	0	0	0	0	0	L	6-26
2017 TOTALS			16-3	35	20	15	0.0	0.0	0	0	1	0	0	0	0	0	0	0	0	0	0	0	0	0	0	5-11	

+ - Overtime



2018 GAME-BY-GAME REGULAR-SEASON STATISTICS (JETS)

DATE	OPPONENT	P/S	TACKLES							INTERCEPTIONS				O. FUMB				ST				MISC		W/L	SCORE			
			TK	S	A	SK	YDS	TFL	YDS	QBH	NO	YDS	LG	TD	PD	FF	FR	TD	YDS	TK	S	A	FF			FR	S	A
09/10	at Lions	P	0	0	0	0.0	0.0	0	0	0	0	0	0	0	0	0	0	0	0	0	0	0	0	0	0	0	W	48-17
09/16	Dolphins	P	1	1	0	0.0	0.0	0	0	0	0	0	0	0	0	0	0	0	0	0	0	0	0	0	0	L	12-20	
09/20	at Browns	P	1	0	1	0.0	0.0	0	0	0	0	0	0	0	0	0	0	0	0	0	0	0	0	0	0	L	17-21	
09/30	at Jaguars	P	0	0	0	0.0	0.0	0	0	0	0	0	0	0	0	0	0	0	0	0	0	0	0	0	0	L	12-31	
10/07	Broncos	P	1	1	0	0.0	0.0	0	0	0	0	0	0	0	0	0	0	0	0	0	0	0	0	0	0	W	34-16	
10/14	Colts	P	1	1	0	0.0	0.0	0	0	0	0	0	0	0	0	0	0	0	0	0	0	0	0	0	0	W	42-34	
10/21	Vikings	P	0	0	0	0.0	0.0	0	0	0	0	0	0	0	0	0	0	0	0	0	0	0	0	0	0	L	17-37	
10/28	at Bears	P	4	2	2	0.0	0.0	0	0	1	0	0	0	0	0	0	0	0	0	0	0	0	0	0	0	L	10-24	
11/04	at Dolphins	S	1	1	0	0.0	0.0	0	0	0	0	0	0	0	0	0	0	0	0	0	0	0	0	0	0	L	6-13	
11/11	Bills	S	5	3	2	0.0	0.0	0	0	0	0	0	0	0	0	0	0	0	0	0	0	0	0	0	0	L	10-41	
11/25	Patriots	S	1	1	0	0.0	0.0	0	0	0	0	0	0	0	0	0	0	0	0	0	0	0	0	0	0	L	13-27	
12/02	at Titans	S	4	1	3	0.0	0.0	0	0	0	0	0	0	0	1	0	0	0	0	0	0	0	0	0	0	L	22-26	
12/09	at Bills	S	3	2	1	0.0	0.0	0	0	0	0	0	0	0	0	0	0	0	0	0	0	0	0	0	0	W	27-23	
12/15	Texans	S	2	2	0	0.0	0.0	0	0	0	0	0	0	0	0	0	0	0	0	0	0	0	0	0	0	L	22-29	
12/23	Packers	S	0	0	0	0.0	0.0	0	0	0	0	0	0	0	0	0	0	0	0	0	0	0	0	0	0	L	38-44+	
12/30	at Patriots	P	3	1	2	0.0	0.0	0	0	1	0	0	0	0	0	0	0	0	0	0	0	0	0	0	0	L	3-38	
2018 TOTALS		16-7	27	16	11	0.0	0.0	0	0	2	0	0	0	0	1	0	0	0	0	0	0	0	0	0	0	0	4-12	

+ - Overtime

2019 GAME-BY-GAME REGULAR-SEASON STATISTICS (CHIEFS)

DATE	OPPONENT	P/S	TACKLES							INTERCEPTIONS				O. FUMB				ST				MISC		W/L	SCORE		
			TK	S	A	SK	YDS	TFL	YDS	QBH	NO	YDS	LG	TD	PD	FF	FR	TD	YDS	TK	S	A	FF			FR	S
09/08	at Jaguars																									W	40-26
09/15	at Raiders																									W	28-10
09/22	Ravens																									W	33-28
09/29	at Lions																									W	34-30
10/06	Colts																									L	13-19
10/13	Texans																									L	24-31
10/17	at Broncos																									W	30-6
10/27	Packers	P	2	2	0	0.0	0.0	0	0	0	0	0	0	0	0	0	0	0	0	0	0	0	0	0	0	L	24-31
11/03	Vikings	P	3	1	2	0.0	0.0	0	0	0	0	0	0	0	0	0	0	0	0	0	0	0	0	0	0	W	26-23
11/10	at Titans																									L	32-35
11/18	at Chargers	P	3	2	1	1.0	8.0	2	11	2	0	0	0	0	0	0	0	0	0	0	0	0	0	0	0	W	24-17
12/01	Raiders	P	3	1	2	0.0	0.0	0	0	0	0	0	0	0	0	0	0	0	0	0	0	0	0	0	0	W	40-9
12/08	at Patriots	P	3	2	1	0.0	0.0	0	0	0	0	0	0	0	0	0	0	0	0	0	0	0	0	0	0	W	23-16
12/15	Broncos	P	3	1	2	0.0	0.0	0	0	0	0	0	0	0	0	0	0	0	0	0	0	0	0	0	0	W	23-3
12/22	at Bears	P	1	0	1	0.0	0.0	0	0	0	0	0	0	0	0	0	0	0	0	0	0	0	0	0	0	W	26-3
12/29	Chargers	P	6	4	2	0.0	0.0	0	0	0	0	0	0	0	0	0	0	0	0	0	0	0	0	0	0	W	31-21
2019 TOTALS		8-0	24	13	11	1.0	8.0	2	11	2	0	0	0	0	0	0	0	0	0	0	0	0	0	0	0	0	12-4

2020 GAME-BY-GAME REGULAR-SEASON STATISTICS (CHIEFS)

DATE	OPPONENT	P/S	TACKLES							INTERCEPTIONS				O. FUMB				ST				MISC		W/L	SCORE		
			TK	S	A	SK	YDS	TFL	YDS	QBH	NO	YDS	LG	TD	PD	FF	FR	TD	YDS	TK	S	A	FF			FR	S
09/10	Texans																									W	34-20
09/20	at Chargers																									W	23-20+
09/28	at Ravens	P	1	0	1	0.0	0.0	0	0	0	0	0	0	0	0	0	0	0	0	0	0	0	0	0	0	W	34-20
10/05	Patriots	S	10	5	5	0.0	0.0	0	0	0	0	0	0	0	0	0	0	0	0	0	0	0	0	0	0	W	26-10
10/11	Raiders	P	1	1	0	0.0	0.0	0	0	0	0	0	0	0	0	0	0	0	0	0	0	0	0	0	0	L	32-40
10/19	at Bills	P	0	0	0	0.0	0.0	0	0	0	0	0	0	0	0	0	0	0	0	0	0	0	0	0	0	W	26-17
10/25	at Broncos	P	2	1	1	0.0	0.0	0	0	0	0	0	0	0	0	0	0	0	0	0	0	0	0	0	0	W	43-16
11/01	Jets	P	2	0	2	0.0	0.0	0	0	0	0	0	0	0	0	0	0	0	0	0	0	0	0	0	0	W	35-9
11/08	Panthers	P	0	0	0	0.0	0.0	0	0	0	0	0	0	0	0	0	0	0	0	0	0	0	0	0	0	W	33-31
11/22	at Raiders	P	1	0	1	0.0	0.0	0	0	0	0	0	0	0	0	0	0	0	0	0	0	0	0	0	0	W	35-31
11/29	at Buccaneers	P	0	0	0	0.0	0.0	0	0	0	0	0	0	0	0	0	0	0	0	0	0	0	0	0	0	W	27-24
12/06	Broncos	P	0	0	0	0.0	0.0	0	0	0	0	0	0	0	0	0	0	0	0	0	0	0	0	0	0	W	22-16
12/13	at Dolphins	P	4	2	2	0.0	0.0	0	0	0	0	0	0	0	0	0	0	0	0	0	0	0	0	0	0	W	33-27
12/20	at Saints	P	1	0	1	0.0	0.0	0	0	0	0	0	0	0	0	0	0	0	0	0	0	0	0	0	0	W	32-29
12/27	Falcons	P	4	3	1	0.0	0.0	0	0	0	0	0	0	0	0	0	0	0	0	0	0	0	0	0	0	W	17-14
01/03	Chargers	P	3	1	2	0.0	0.0	0	0	1	0	0	0	0	0	0	0	0	0	0	0	0	0	0	0	L	21-38
2020 TOTALS		14-1	29	13	16	0.0	0.0	0	0	1	0	0	0	0	0	0	0	0	0	0	0	0	0	0	0	14-2	

+ - Overtime



2021 GAME-BY-GAME REGULAR-SEASON STATISTICS (FALCONS)

DATE	OPPONENT	P/S	TACKLES							INTERCEPTIONS				O. FUMB				ST				MISC		W/L	SCORE			
			TK	S	A	SK	YDS	TFL	YDS	QBH	NO	YDS	LG	TD	PD	FF	FR	TD	YDS	TK	S	A	FF			FR	S	A
09/19	at Buccaneers									PRACTICE SQUAD																L	25-48	
09/26	at Giants									PRACTICE SQUAD																W	17-14	
10/03	Football Team									PRACTICE SQUAD																L	30-34	
10/24	at Dolphins									INACTIVE																W	30-28	
10/31	Panthers	P	3	1	2	0.0	0.0	0	0	0	0	0	0	0	0	0	0	0	0	0	0	0	0	0	0	0	L	13-19
11/07	at Saints	P	0	0	0	0.0	0.0	0	0	0	0	0	0	0	0	0	0	0	0	0	0	0	0	0	0	0	W	27-25
11/14	at Cowboys	S	2	0	2	0.0	0.0	0	0	0	0	0	0	0	0	0	0	0	0	0	0	0	0	0	0	0	L	3-43
11/18	Patriots	P	2	1	1	0.0	0.0	0	0	0	0	0	0	0	0	0	0	0	0	0	0	0	0	0	0	0	L	0-25
11/28	at Jaguars									INACTIVE																W	21-14	
12/05	Buccaneers									INACTIVE																L	17-30	
12/12	at Panthers	S	3	3	0	0.0	0.0	0	0	0	0	0	0	0	0	0	0	0	0	0	0	0	0	0	0	0	W	29-21
12/19	at 49ers	S	5	2	3	0.0	0.0	0	0	0	0	0	0	0	0	0	0	0	0	0	0	0	0	0	0	0	L	13-31
12/26	Lions	P	2	1	1	0.0	0.0	0	0	0	0	0	0	0	0	0	0	0	0	0	0	0	0	0	0	0	W	20-16
01/02	at Bills	S	2	0	2	0.0	0.0	0	0	0	0	0	0	0	0	0	0	0	0	0	0	0	0	0	0	0	L	15-29
01/09	Saints	S	1	0	1	0.0	0.0	0	0	0	0	0	0	0	0	0	0	0	0	0	0	0	0	0	0	0	L	20-30
2021 TOTALS		9-5	20	8	12	0.0	0.0	0	0	0	0	0	0	0	0	0	0	0	0	0	0	0	0	0	0	6-9		

2022 GAME-BY-GAME REGULAR-SEASON STATISTICS (BEARS)

DATE	OPPONENT	P/S	TACKLES							INTERCEPTIONS				O. FUMB				ST				MISC		W/L	SCORE			
			TK	S	A	SK	YDS	TFL	YDS	QBH	NO	YDS	LG	TD	PD	FF	FR	TD	YDS	TK	S	A	FF			FR	S	A
09/11	49ers	P	1	1	0	0.0	0.0	0	0	0	0	0	0	0	0	0	0	0	0	0	0	0	0	0	0	0	W	19-10
09/18	at Packers	P	1	1	0	0.0	0.0	0	0	0	0	0	0	0	0	1	0	0	0	0	0	0	0	0	0	0	L	10-27
09/25	Texans	P	0	0	0	0.0	0.0	0	0	1	0	0	0	0	0	0	0	0	0	0	0	0	0	0	0	0	W	23-20
10/02	at Giants	P	4	3	1	0.0	0.0	0	0	0	0	0	0	0	0	0	0	0	0	0	0	0	0	0	0	0	L	12-20
10/09	at Vikings	P	2	0	2	0.0	0.0	0	0	0	0	0	0	0	0	0	0	0	0	0	0	0	0	0	0	0	L	22-29
10/13	Commanders	P	1	1	0	0.0	0.0	1	2	0	0	0	0	0	0	0	0	0	0	0	0	0	0	0	0	0	L	7-12
10/24	at Patriots	P	2	1	1	0.0	0.0	0	0	0	0	0	0	0	0	0	0	0	0	0	0	0	0	0	0	0	W	33-14
10/30	at Cowboys	P	0	0	0	0.0	0.0	0	0	0	0	0	0	0	0	0	0	0	0	0	0	0	0	0	0	0	L	29-49
11/06	Dolphins	P	0	0	0	0.0	0.0	0	0	1	0	0	0	0	0	0	0	0	0	0	0	0	0	0	0	0	L	32-35
11/13	Lions	P	2	1	1	0.0	0.0	0	0	0	0	0	0	0	0	0	0	0	0	0	0	0	0	0	0	0	L	30-31
11/20	at Falcons	P	1	1	0	0.0	0.0	0	0	0	0	0	0	0	0	0	0	0	0	0	0	0	0	0	0	0	L	24-27
11/27	at Jets	P	4	2	2	0.0	0.0	0	0	0	0	0	0	0	0	0	0	0	0	0	0	0	0	0	0	0	L	10-31
12/04	Packers	P	0	0	0	0.0	0.0	0	0	0	0	0	0	0	0	0	0	0	0	0	0	0	0	0	0	0	L	19-28
12/18	Eagles	P	2	2	0	0.0	0.0	0	0	0	0	0	0	0	1	1	0	0	0	0	0	0	0	0	0	0	L	20-25
12/24	Bills	P	2	2	0	0.0	0.0	0	0	0	0	0	0	0	0	0	0	0	0	0	0	0	0	0	0	0	L	13-35
01/01	at Lions	S	3	1	2	0.0	0.0	1	2	0	0	0	0	0	0	0	0	0	0	0	0	0	0	0	0	0	L	10-41
01/08	Vikings	S	1	0	1	0.0	0.0	0	0	0	0	0	0	0	0	0	0	0	0	0	0	0	0	0	0	0	L	13-29
2022 TOTALS		17-2	26	16	10	0.0	0.0	2	4	2	0	0	0	0	1	1	1	0	0	0	0	0	0	0	0	3-14		

2023 GAME-BY-GAME REGULAR-SEASON STATISTICS (CHIEFS)

DATE	OPPONENT	P/S	TACKLES							INTERCEPTIONS				O. FUMB				ST				MISC		W/L	SCORE		
			TK	S	A	SK	YDS	TFL	YDS	QBH	NO	YDS	LG	TD	PD	FF	FR	TD	YDS	TK	S	A	FF			FR	S
10/29	at Broncos									PRACTICE SQUAD																L	9-24
11/05	Dolphins									PRACTICE SQUAD																W	21-14
11/20	Eagles									PRACTICE SQUAD																L	17-21
11/26	at Raiders									PRACTICE SQUAD																W	31-17
12/03	at Packers									PRACTICE SQUAD																L	19-27
12/10	Bills									PRACTICE SQUAD																L	17-20
12/17	at Patriots									PRACTICE SQUAD																W	27-17
12/25	Raiders									PRACTICE SQUAD																L	14-20
12/31	Bengals									PRACTICE SQUAD																W	25-17
01/07	at Chargers									PRACTICE SQUAD																W	13-12
2023 TOTALS			0	0	0	0.0	0.0	0	0	0	0	0	0	0	0	0	0	0	0	0	0	0	0	0	0	5-5	

2024 GAME-BY-GAME REGULAR-SEASON STATISTICS (CHIEFS)

DATE	OPPONENT	P/S	TACKLES							INTERCEPTIONS				O. FUMB				ST				MISC		W/L	SCORE			
			TK	S	A	SK	YDS	TFL	YDS	QBH	NO	YDS	LG	TD	PD	FF	FR	TD	YDS	TK	S	A	FF			FR	S	A
09/05	Ravens	S	2	0	2	0.0	0.0	0	0	0	0	0	0	0	0	0	0	0	0	0	0	0	0	0	0	0	W	27-20
09/15	Bengals	S	0	0	0	0.0	0.0	0	0	0	0	0	0	0	0	0	0	0	0	0	0	0	0	0	0	0	W	26-25
09/22	at Falcons	P	1	1	0	1.0	1.0	1	1	1	0	0	0	0	0	0	0	0	0	0	0	0	0	0	0	0	W	22-17
2024 TOTALS		3-2	3	1	2	1.0	1.0	1	1	1	0	0	0	0	0	0	0	0	0	0	0	0	0	0	0	3-0		

2014 GAME-BY-GAME POSTSEASON STATISTICS (PACKERS)

DATE	OPPONENT	P/S	TACKLES							INTERCEPTIONS				O. FUMB				ST				MISC		W/L	SCORE			
			TK	S	A	SK	YDS	TFL	YDS	QBH	NO	YDS	LG	TD	PD	FF	FR	TD	YDS	TK	S	A	FF			FR	S	A
01/11	Cowboys	P	1	1	0	0.0	0.0	0	0	0	0	0	0	0	0	0	0	0	0	0	0	0	0	0	0	0	W	26-21
01/18	at Seahawks	P	0	0	0	0.0	0.0	0	0	0	0	0	0	0	0	0	0	0	0	0	0	0	0	0	0	0	L	22-28+
2014 TOTALS		2-0	1	1	0	0.0	0.0 </																					

2016 GAME-BY-GAME POSTSEASON STATISTICS (PACKERS)

DATE	OPPONENT	P/S	TACKLES					INTERCEPTIONS					O. FUMB				ST				MISC		W/L	SCORE						
			TK	S	A	SK	YDS	TFL	YDS	QBH	NO	YDS	LG	TD	PD	FF	FR	TD	YDS	TK	S	A			FF	FR	S	A		
01/08	Giants																												W	38-13
01/15	at Cowboys																												W	34-31
01/22	at Falcons																												L	21-44
2016 TOTALS			0	0	0	0	0	0	0	0	0	0	0	0	0	0	0	0	0	0	0	0	0	0	0	0	0	0	2-1	

2019 GAME-BY-GAME POSTSEASON STATISTICS (CHIEFS)

DATE	OPPONENT	P/S	TACKLES					INTERCEPTIONS					O. FUMB				ST				MISC		W/L	SCORE							
			TK	S	A	SK	YDS	TFL	YDS	QBH	NO	YDS	LG	TD	PD	FF	FR	TD	YDS	TK	S	A			FF	FR	S	A			
01/12	Texans	S	2	2	0	0.0	0.0	0	0	0	0	0	0	0	0	0	0	0	0	0	0	0	0	0	0	0	0	0	0	W	51-31
01/19	Titans	S	4	0	4	0.0	0.0	0	0	0	0	0	0	0	0	0	0	0	0	0	0	0	0	0	0	0	0	0	0	W	35-24
02/02	49ers	P	1	0	1	0.0	0.0	0	0	0	1	0	0	0	0	0	0	0	0	0	0	0	0	0	0	0	0	0	0	W	31-20
2019 TOTALS			3	2	5	0.0	0.0	0	0	0	1	0	0	0	0	0	0	0	0	0	0	0	0	0	0	0	0	0	3-0		


2020 GAME-BY-GAME POSTSEASON STATISTICS (CHIEFS)

DATE	OPPONENT	P/S	TACKLES					INTERCEPTIONS					O. FUMB				ST				MISC		W/L	SCORE							
			TK	S	A	SK	YDS	TFL	YDS	QBH	NO	YDS	LG	TD	PD	FF	FR	TD	YDS	TK	S	A			FF	FR	S	A			
01/17	Browns	P	1	0	1	0.0	0.0	0	0	0	0	0	0	0	0	0	0	0	0	0	0	0	0	0	0	0	0	0	0	W	22-17
01/24	Bills	P	0	0	0	0.0	0.0	0	0	0	0	0	0	0	0	0	0	0	0	0	0	0	0	0	0	0	0	0	0	W	38-24
02/07	at Buccaneers	P	0	0	0	0.0	0.0	0	0	0	0	0	0	0	0	0	0	0	0	0	0	0	0	0	0	0	0	0	0	L	9-31
2020 TOTALS			3	0	1	0.0	0.0	0	0	0	0	0	0	0	0	0	0	0	0	0	0	0	0	0	0	0	0	0	2-1		

2023 GAME-BY-GAME POSTSEASON STATISTICS (CHIEFS)

DATE	OPPONENT	P/S	TACKLES					INTERCEPTIONS					O. FUMB				ST				MISC		W/L	SCORE							
			TK	S	A	SK	YDS	TFL	YDS	QBH	NO	YDS	LG	TD	PD	FF	FR	TD	YDS	TK	S	A			FF	FR	S	A			
01/13	Dolphins	P	3	2	1	0.0	0.0	0	0	0	0	0	0	0	0	0	0	0	0	0	0	0	0	0	0	0	0	0	0	W	26-7
01/21	at Bills	S	3	1	2	0.0	0.0	0	0	0	0	0	0	0	0	0	0	0	0	0	0	0	0	0	0	0	0	0	0	W	27-24
01/28	at Ravens	S	0	0	0	0.0	0.0	0	0	0	0	0	0	0	0	0	0	0	0	0	0	0	0	0	0	0	0	0	0	W	17-10
02/11	49ers	S	6	2	4	0.0	0.0	1	0	0	0	0	0	0	0	0	0	0	0	0	0	0	0	0	0	0	0	0	0	W	25-22+
2023 TOTALS			4	3	7	0.0	0.0	1	0	0	0	0	0	0	0	0	0	0	0	0	0	0	0	0	0	0	0	0	4-0		


+ - Overtime



SAMAJE PERINE

RUNNING BACK #34

OKLAHOMA



7TH YEAR IN THE NFL

1ST YEAR WITH THE CHIEFS

HEIGHT: 5'11"

WEIGHT: 235 LBS

DRAFTED: FA-24

BIRTHDAY: 9/16/95

- 👁 Perine enters his first season with the Chiefs in 2024.
- 👁 Originally entered the NFL as a fourth-round pick (114th overall) by Washington in 2017.

Career Highlights:

- 👁 Has appeared in 93 games (12 starts) and seven postseason contests with Washington (2017-18), Cincinnati (2019, '20-22), Miami (2019) and Denver (2023).
- 👁 Recorded 454 rushes for 1,830 yards (4.0 avg.) with eight touchdowns to go along with 151 receptions for 1,191 yards (7.9 avg.) and six scores in his career.
- 👁 Finished with a career year in receiving in 2023, totaling career highs in catches (50) and receiving yards (455) while also rushing 53 times for 238 yards (4.5 avg.) with one touchdown.
- 👁 Totaled a career-high 603 rushing yards with one score on

175 rushing attempts (3.4 avg.) and also finished with 182 receiving yards and one touchdown on 22 catches (8.3 avg.) as a rookie in 2017.

Postseason Career Highlights:

- 👁 Totaled 17 carries for 60 yards (3.5 avg.) and a touchdown and caught 12 passes for 82 yards (6.8 avg.) with one score in seven career postseason games.

Transactions: Signed by Kansas City (8/30/24) ... Cut by Denver (8/27/24) ... Signed by Denver (3/15/23) ... Re-signed with Cincinnati (3/24/21) ... Acquired by Cincinnati (3/17/21) ... Cut by Miami (4/26/20) ... Signed to Miami's practice squad (12/24/19) ... Signed to Cincinnati's practice squad (10/18/19) ... Cut by Cincinnati (10/17/19) ... Acquired by Cincinnati (9/1/19) ... Cut by Washington (8/31/19) ... Originally entered the NFL as a fourth-round pick (114th overall) by Washington in 2017.

Started 30-of-36 games he played in at the University of Oklahoma (2014-16) ... Finished his career as Oklahoma's all-time leading rusher (4,122) and held the NCAA single-game rushing record (427 yds. vs. Kansas in 2014) at the time of his departure ... Received All-Big 12 second-team honors after totaling 1,060 yards on 196 carries (5.4 avg.) with 12 rushing touchdowns along with 10 receptions for 106 yards (10.6 avg.) and one score in 10 games (9 starts) in 2016 ... Named first-team All-Big 12 after starting all 13 games in 2015 ... Tallied 1,349 yards on 226 rushing attempts (6.0 avg.) with 16 rushing scores while catching 15 passes for 107 yards (7.1 avg.) with one score ... Earned third-team All-America and Big 12 Offensive Newcomer of the Year honors by the Associated Press and was also named Big 12 Offensive Freshman of the Year and first-team All-Big 12 in 2014.

PERSONAL

- Attended Hendrickson High School in Pflugerville, Texas, where he was a three-year starter.
- Rushed for 1,492 yards with 12 touchdowns as a senior.
- Collected 1,993 rushing yards with 16 touchdowns as a junior.
- Samaje Perine (pronounced: suh-MAH-jay PEE-rhine) was born on Sept. 16, 1995, in Pflugerville, Texas.

REGULAR SEASON COMPARISON: RECEIVING - LOS ANGELES CHARGERS

DATE	OPP	W/L	GP/GS	REC	YDS.	AVG.	TD	LG	TGTS	YAC	
12/10/17	WAS @ LAC	L	S	4	7	1.8	0	6	4	10	
9/13/20	CIN vs. LAC	L	P	0	0	0	0	0	0	0	
12/5/21	CIN vs. LAC	L	P	2	5	2.5	0	5	2	4	
12/10/23	DEN @ LAC	W	P	5	36	7.2	0	9	5	43	
12/31/23	DEN vs. LAC	W	P	2	16	8.0	0	11	2	17	
TOTALS			2/3	5/1	13	64	4.9	0	11	13	74

SAMAJE PERINE'S NFL REGULAR SEASON RUSHING/RECEIVING STATISTICS

DATE	TEAM	RUSHING							RECEIVING				
		GP	GS	NO.	YDS.	AVG.	LG	TD	NO.	YDS.	AVG.	LG	TD
2017	Redskins	16	8	175	603	3.4	30	1	22	182	8.3	25	1
2018	Redskins	5	0	8	32	4.0	11	0	3	5	1.7	8	0
2019	Bengals	6	0	0	0	0.0	0	0	0	0	0.0	0	0
Went from Cincinnati to Miami .													
2019	Dolphins	1	0	5	16	3.2	9	0	0	0	0.0	0	0
2019	TOTAL	7	0	5	16	3.2	9	0	0	0	0.0	0	0
2020	Bengals	16	1	63	301	4.8	46t	3	11	66	6.0	15	0
2021	Bengals	16	0	55	246	4.5	46t	1	27	196	7.3	23	1
2022	Bengals	16	2	95	394	4.1	29	2	38	287	7.6	32	4
2023	Broncos	17	1	53	238	4.5	24	1	50	455	9.1	29	0
2024	Broncos	0	0	0	0	0.0	0	0	0	0	0.0	0	0
NFL TOTALS		93	12	454	1,830	4.0	46T	8	151	1,191	7.9	32	6

SAMAJE PERINE'S NFL POSTSEASON RUSHING/RECEIVING STATISTICS

DATE	TEAM	RUSHING							RECEIVING				
		GP	GS	NO.	YDS.	AVG.	LG	TD	NO.	YDS.	AVG.	LG	TD
2021	Bengals	4	0	3	2	0.7	2	0	4	47	11.8	41t	1
2022	Bengals	3	0	14	58	4.1	11	1	8	35	4.4	11	0
NFL TOTALS		7	0	17	60	3.5	11	1	12	82	6.8	41T	1

SAMAJE PERINE'S NFL REGULAR SEASON RETURN STATISTICS

DATE	TEAM	KICKOFF RETURNS					PUNT RETURNS					
		RET.	YDS.	AVG.	LG	TD	NO.	FC	YDS.	AVG.	LG	TD
2017	Redskins	2	48	24.0	28	0	0	0	0	0.0	0	0
2018	Redskins	0	0	0.0	0	0	0	0	0	0.0	0	0
2019	Bengals	0	0	0.0	0	0	0	0	0	0.0	0	0
Went from Cincinnati to Miami .												
2019	Dolphins	0	0	0.0	0	0	0	0	0	0.0	0	0
2019	TOTAL	0	0	0.0	0	0	0	0	0	0.0	0	0
2020	Bengals	1	13	13.0	13	0	0	0	0	0.0	0	0
2021	Bengals	0	0	0.0	0	0	0	0	0	0.0	0	0
2022	Bengals	0	0	0.0	0	0	0	0	0	0.0	0	0
2023	Broncos	0	0	0.0	0	0	0	0	0	0.0	0	0
2024	Broncos	0	0	0.0	0	0	0	0	0	0.0	0	0
NFL TOTALS		3	61	20.3	28	0	0	0	0	0.0	0	0

SAMAJE PERINE'S NFL POSTSEASON RETURN STATISTICS

DATE	TEAM	KICKOFF RETURNS					PUNT RETURNS					
		RET.	YDS.	AVG.	LG	TD	NO.	FC	YDS.	AVG.	LG	TD
2021	Bengals	0	0	0.0	0	0	0	0	0	0.0	0	0
2022	Bengals	0	0	0.0	0	0	0	0	0	0.0	0	0
NFL TOTALS		0	0	0.0	0	0	0	0	0	0.0	0	0



SINGLE-GAME HIGHS: RUSHING/RECEIVING

Rush Attempts	24 vs. N.Y. Giants, Nov 23, 2017 23 at New Orleans, Nov 19, 2017 21 vs. Kansas City, Dec 04, 2022 21 at L.A. Rams, Sep 17, 2017 19 vs. Oakland, Sep 24, 2017	Receiving TDs	1 vs. Green Bay, Oct 10, 2021 1 vs. San Francisco, Oct 15, 2017
Rushing Yards	117 at New Orleans, Nov 19, 2017 106 vs. Kansas City, Dec 04, 2022 100 vs. N.Y. Giants, Nov 23, 2017 95 at Houston, Dec 27, 2020 67 at L.A. Rams, Sep 17, 2017	All-Purpose Yards	155 vs. Kansas City, Dec 04, 2022 136 at Houston, Dec 27, 2020 130 vs. N.Y. Giants, Nov 23, 2017 126 at New Orleans, Nov 19, 2017 95 vs. N.Y. Jets, Oct 08, 2023
Rushing Average	7.9 vs. Cleveland, Nov 26, 2023 7.3 at Houston, Dec 27, 2020 6.9 at Pittsburgh, Nov 15, 2020 5.7 vs. Baltimore, Jan 03, 2021 5.4 vs. Green Bay, Oct 10, 2021	Kickoff Returns	1 vs. N.Y. Giants, Nov 29, 2020 1 vs. Minnesota, Nov 12, 2017 1 at Seattle, Nov 05, 2017
Longest Runs	46t at Baltimore, Oct 24, 2021 46t at Houston, Dec 27, 2020 30 at New Orleans, Nov 19, 2017 29 vs. Carolina, Nov 06, 2022 24 vs. Cleveland, Nov 26, 2023 2 at Houston, Dec 27, 2020	Kickoff Return Yards	28 vs. Minnesota, Nov 12, 2017 20 at Seattle, Nov 05, 2017 13 vs. N.Y. Giants, Nov 29, 2020
Rushing TDs	1 at Baltimore, Oct 24, 2021 1 vs. Tennessee, Nov 01, 2020 1 at New Orleans, Nov 19, 2017	Longest Kickoff Return	28 vs. Minnesota, Nov 12, 2017 20 at Seattle, Nov 05, 2017 13 vs. N.Y. Giants, Nov 29, 2020
Receptions	7 vs. Minnesota, Nov 19, 2023 6 vs. Kansas City, Dec 04, 2022 5 at L.A. Chargers, Dec 10, 2023 4 vs. New England, Dec 24, 2023 4 vs. N.Y. Jets, Oct 08, 2023 ...8 more at 4.	Special Teams Tackles	2 vs. Baltimore, Dec 26, 2021 2 vs. Minnesota, Sep 12, 2021 2 at Buffalo, Sep 22, 2019 1 at Denver, Dec 19, 2021 ...6 more at 1.
Receiving Yards	73 vs. N.Y. Jets, Oct 08, 2023 60 vs. Minnesota, Nov 19, 2023 52 at Pittsburgh, Nov 20, 2022 49 vs. Kansas City, Dec 04, 2022 41 at Houston, Dec 27, 2020	Most TDs	2 at Houston, Dec 27, 2020 1 at Baltimore, Oct 24, 2021 1 vs. Green Bay, Oct 10, 2021 1 vs. Tennessee, Nov 01, 2020 ...2 more at 1.
Receiving Average	18.3 vs. N.Y. Jets, Oct 08, 2023 13.0 at Pittsburgh, Nov 20, 2022 11.7 at Buffalo, Nov 13, 2023 11.0 vs. Pittsburgh, Sep 11, 2022 10.3 vs. Green Bay, Oct 22, 2023 ...2 more at 10.3.	Scrimmage Yards	155 vs. Kansas City, Dec 04, 2022 136 at Houston, Dec 27, 2020 130 vs. N.Y. Giants, Nov 23, 2017 126 at New Orleans, Nov 19, 2017 95 vs. N.Y. Jets, Oct 08, 2023
Longest Receptions	32 at Tennessee, Nov 27, 2022 29 vs. N.Y. Jets, Oct 08, 2023 29t at Pittsburgh, Nov 20, 2022 25 vs. N.Y. Jets, Oct 08, 2023 25 vs. Minnesota, Nov 12, 2017		

SINGLE-GAME HIGHS - POSTSEASON: RUSHING/RECEIVING

Rush Attempts	2 vs. L.A. Rams, Feb 13, 2022 1 vs. Las Vegas, Jan 15, 2022	Longest Receptions	41t at Kansas City, Jan 30, 2022 4 at Tennessee, Jan 22, 2022
Rushing Yards	2 vs. Las Vegas, Jan 15, 2022	Receiving TDs	2 at Kansas City, Jan 30, 2022
Longest Runs	2 vs. Las Vegas, Jan 15, 2022	All-Purpose Yards	43 at Kansas City, Jan 30, 2022 4 at Tennessee, Jan 22, 2022
Receptions	3 at Kansas City, Jan 30, 2022 1 at Tennessee, Jan 22, 2022	Most TDs	2 vs. Las Vegas, Jan 15, 2022 1 at Kansas City, Jan 30, 2022
Receiving Yards	43 at Kansas City, Jan 30, 2022 4 at Tennessee, Jan 22, 2022	Miscellaneous Tackles	1 at Tennessee, Jan 22, 2022
Receiving Average	14.3 at Kansas City, Jan 30, 2022		

100-YARD RUSHING GAMES (3): REGULAR SEASON

DATE	TEAM	ATT.	YDS.	AVG.	LG	TD
11/19/17	at Saints	23	117	5.1	30	1
11/23/17	GIANTS	24	100	4.2	16	0
12/04/22	CHIEFS	21	106	5.0	10	0



2017 GAME-BY-GAME REGULAR-SEASON STATISTICS (REDSKINS)

DATE	OPPONENT	P/S	RUSHING					RECEIVING					W/L	SCORE
			NO.	YDS.	AVG.	LG	TD	NO.	YDS.	AVG.	LG	TD		
09/10	Eagles	P	0	0	0.0	0	0	0	0	0.0	0	0	L	17-30
09/17	at Rams	P	21	67	3.2	12	0	1	0	0.0	0	0	W	27-20
09/24	Raiders	S	19	49	2.6	9	0	1	6	6.0	6	0	W	27-10
10/02	at Chiefs	P	6	27	4.5	6	0	0	0	0.0	0	0	L	20-29
10/15	49ers	P	9	23	2.6	8	0	3	24	8.0	16	1	W	26-24
10/23	at Eagles	P	0	0	0.0	0	0	0	0	0.0	0	0	L	24-34
10/29	Cowboys	P	0	0	0.0	0	0	0	0	0.0	0	0	L	19-33
11/05	at Seahawks	P	2	9	4.5	8	0	0	0	0.0	0	0	W	17-14
11/12	Vikings	P	9	35	3.9	9	0	1	25	25.0	25	0	L	30-38
11/19	at Saints	S	23	117	5.1	30	1	1	9	9.0	9	0	L	31-34+
11/23	Giants	S	24	100	4.2	16	0	3	30	10.0	11	0	W	20-10
11/30	at Cowboys	S	12	38	3.2	15	0	3	31	10.3	17	0	L	14-38
12/10	at Chargers	S	17	45	2.6	10	0	4	7	1.8	6	0	L	13-30
12/17	Cardinals	S	14	37	2.6	6	0	2	29	14.5	23	0	W	20-15
12/24	Broncos	S	17	53	3.1	11	0	3	21	7.0	9	0	W	27-11
12/31	at Giants	S	2	3	1.5	4	0	0	0	0.0	0	0	L	10-18
2017 TOTALS		16-8	175	603	3.4	30	1	22	182	8.3	25	1	7-9	

+ - Overtime

2018 GAME-BY-GAME REGULAR-SEASON STATISTICS (REDSKINS)

DATE	OPPONENT	P/S	RUSHING					RECEIVING					W/L	SCORE
			NO.	YDS.	AVG.	LG	TD	NO.	YDS.	AVG.	LG	TD		
09/09	at Cardinals												W	24-6
09/16	Colts												L	9-21
09/23	Packers												W	31-17
10/08	at Saints												L	19-43
10/14	Panthers	P	1	3	3.0	3	0	1	-3	-3.0	-3	0	W	23-17
10/21	Cowboys	P	2	2	1.0	7	0	0	0	0.0	0	0	W	20-17
10/28	at Giants												W	20-13
11/04	Falcons	P	2	20	10.0	11	0	2	8	4.0	8	0	L	14-38
11/11	at Buccaneers	P	0	0	0.0	0	0	0	0	0.0	0	0	W	16-3
11/18	Texans												L	21-23
11/22	at Cowboys												L	23-31
12/03	at Eagles												L	13-28
12/09	Giants												L	16-40
12/16	at Jaguars												W	16-13
12/22	at Titans												L	16-25
12/30	Eagles	P	3	7	2.3	6	0	0	0	0.0	0	0	L	0-24
2018 TOTALS		5-0	8	32	4.0	11	0	3	5	1.7	8	0	7-9	

2019 GAME-BY-GAME REGULAR-SEASON STATISTICS (BENGALS/DOLPHINS)

DATE	OPPONENT	P/S	RUSHING					RECEIVING					W/L	SCORE
			NO.	YDS.	AVG.	LG	TD	NO.	YDS.	AVG.	LG	TD		
09/08	at Seahawks	P	0	0	0.0	0	0	0	0	0.0	0	0	L	20-21
09/15	49ers	P	0	0	0.0	0	0	0	0	0.0	0	0	L	17-41
09/22	at Bills	P	0	0	0.0	0	0	0	0	0.0	0	0	L	17-21
09/30	at Steelers	P	0	0	0.0	0	0	0	0	0.0	0	0	L	3-27
10/06	Cardinals	P	0	0	0.0	0	0	0	0	0.0	0	0	L	23-26
10/13	at Ravens	P	0	0	0.0	0	0	0	0	0.0	0	0	L	17-23
10/20	Jaguars												L	17-27
10/27	at Rams												L	10-24
11/10	Ravens												L	13-49
11/17	at Raiders												L	10-17
11/24	Steelers												L	10-16
12/01	Jets												W	22-6
12/08	at Browns												L	19-27
12/15	Patriots												L	13-34
12/22	at Dolphins												L	35-38+
12/29	at Patriots	P	5	16	3.2	9	0	0	0	0.0	0	0	W	27-24
2019 TOTALS		7-0	5	16	3.2	9	0	0	0	0.0	0	0	2-14	

+ - Overtime



2020 GAME-BY-GAME REGULAR-SEASON STATISTICS (BENGALS)

DATE	OPPONENT	P/S	RUSHING					RECEIVING					W/L/T	SCORE
			NO.	YDS.	AVG.	LG	TD	NO.	YDS.	AVG.	LG	TD		
09/13	Chargers	P	0	0	0.0	0	0	0	0	0.0	0	0	L	13-16
09/17	at Browns	P	0	0	0.0	0	0	0	0	0.0	0	0	L	30-35
09/27	at Eagles	P	0	0	0.0	0	0	0	0	0.0	0	0	T	23-23
10/04	Jaguars	P	0	0	0.0	0	0	0	0	0.0	0	0	W	33-25
10/11	at Ravens	P	0	0	0.0	0	0	0	0	0.0	0	0	L	3-27
10/18	at Colts	P	1	0	0.0	0	0	0	0	0.0	0	0	L	27-31
10/25	Browns	P	1	3	3.0	3	0	1	3	3.0	3	0	L	34-37
11/01	Titans	P	10	32	3.2	16	1	1	2	2.0	2	0	W	31-20
11/15	at Steelers	P	7	48	6.9	15	0	1	7	7.0	7	0	L	10-36
11/22	at Football Team	P	5	19	3.8	8	0	1	2	2.0	2	0	L	9-20
11/29	Giants	P	0	0	0.0	0	0	1	2	2.0	2	0	L	17-19
12/06	at Dolphins	P	3	7	2.3	5	0	0	0	0.0	0	0	L	7-19
12/13	Cowboys	P	10	32	3.2	11	0	2	9	4.5	5	0	L	7-30
12/21	Steelers	P	4	14	3.5	8	0	0	0	0.0	0	0	W	27-17
12/27	at Texans	P	13	95	7.3	46t	2	4	41	10.3	15	0	W	37-31
01/03	Ravens	S	9	51	5.7	15	0	0	0	0.0	0	0	L	3-38
2020 TOTALS		16-1	63	301	4.8	46T	3	11	66	6.0	15	0	4-11-1	

2021 GAME-BY-GAME REGULAR-SEASON STATISTICS (BENGALS)

DATE	OPPONENT	P/S	RUSHING					RECEIVING					W/L	SCORE
			NO.	YDS.	AVG.	LG	TD	NO.	YDS.	AVG.	LG	TD		
09/12	Vikings	P	5	22	4.4	13	0	1	7	7.0	7	0	W	27-24+
09/19	at Bears	P	0	0	0.0	0	0	0	0	0.0	0	0	L	17-20
09/26	at Steelers	P	1	-1	-1.0	-1	0	1	8	8.0	8	0	W	24-10
09/30	Jaguars	P	3	7	2.3	4	0	1	15	15.0	15	0	W	24-21
10/10	Packers	P	11	59	5.4	11	0	4	24	6.0	10	1	L	22-25+
10/17	at Lions												W	34-11
10/24	at Ravens	P	11	52	4.7	46t	1	1	23	23.0	23	0	W	41-17
10/31	at Jets	P	0	0	0.0	0	0	2	16	8.0	13	0	L	31-34
11/07	Browns	P	5	20	4.0	9	0	2	17	8.5	9	0	L	16-41
11/21	at Raiders	P	2	3	1.5	2	0	3	18	6.0	9	0	W	32-13
11/28	Steelers	P	3	3	1.0	4	0	1	12	12.0	12	0	W	41-10
12/05	Chargers	P	5	36	7.2	17	0	2	5	2.5	5	0	L	22-41
12/12	49ers	P	4	11	2.8	6	0	4	22	5.5	11	0	L	23-26+
12/19	at Broncos	P	4	30	7.5	22	0	2	13	6.5	9	0	W	15-10
12/26	Ravens	P	0	0	0.0	0	0	2	6	3.0	3	0	W	41-21
01/02	Chiefs	P	1	4	4.0	4	0	1	10	10.0	10	0	W	34-31
01/09	at Browns	P	0	0	0.0	0	0	0	0	0.0	0	0	L	16-21
2021 TOTALS		16-0	55	246	4.5	46T	1	27	196	7.3	23	1	10-7	

+ - Overtime

2022 GAME-BY-GAME REGULAR-SEASON STATISTICS (BENGALS)

DATE	OPPONENT	P/S	RUSHING					RECEIVING					W/L	SCORE
			NO.	YDS.	AVG.	LG	TD	NO.	YDS.	AVG.	LG	TD		
09/11	Steelers	P	1	4	4.0	4	0	3	33	11.0	14	0	L	20-23+
09/18	at Cowboys	P	1	2	2.0	2	0	1	8	8.0	8	0	L	17-20
09/25	at Jets	P	9	47	5.2	7	0	2	14	7.0	12t	1	W	27-12
09/29	Dolphins	P	1	0	0.0	0	0	0	0	0.0	0	0	W	27-15
10/09	at Ravens	P	3	17	5.7	9	0	4	39	9.8	15	0	L	17-19
10/16	at Saints	P	2	5	2.5	5	0	2	11	5.5	9	0	W	30-26
10/23	Falcons	P	1	0	0.0	0	0	2	8	4.0	6	0	W	35-17
10/31	at Browns	P	1	7	7.0	7	0	3	10	3.3	6	0	L	13-32
11/06	Panthers	P	6	51	8.5	29	0	1	3	3.0	3	0	W	42-21
11/20	at Steelers	P	11	30	2.7	8	0	4	52	13.0	29t	3	W	37-30
11/27	at Titans	S	17	58	3.4	9	1	4	35	8.8	32	0	W	20-16
12/04	Chiefs	S	21	106	5.0	10	0	6	49	8.2	16	0	W	27-24
12/11	Browns	P	4	22	5.5	14	1	1	2	2.0	2	0	W	23-10
12/18	at Buccaneers	P	7	24	3.4	9	0	1	0	0.0	0	0	W	34-23
12/24	at Patriots	P	4	3	0.8	3	0	3	19	6.3	10	0	W	22-18
01/08	Ravens	P	6	18	3.0	6	0	1	4	4.0	4	0	W	27-16
2022 TOTALS		16-2	95	394	4.1	29	2	38	287	7.6	32	4	12-4	

+ - Overtime



2023 GAME-BY-GAME REGULAR-SEASON STATISTICS (BRONCOS)

DATE	OPPONENT	P/S	RUSHING					RECEIVING					W/L	SCORE
			NO.	YDS.	AVG.	LG	TD	NO.	YDS.	AVG.	LG	TD		
09/10	Raiders	P	8	41	5.1	12	0	4	37	9.3	20	0	L	16-17
09/17	Commanders	P	1	4	4.0	4	0	3	20	6.7	9	0	L	33-35
09/24	at Dolphins	P	3	9	3.0	3	0	2	15	7.5	8	0	L	20-70
10/01	at Bears	P	6	12	2.0	5	0	2	23	11.5	12	0	W	31-28
10/08	Jets	S	6	22	3.7	8	0	4	73	18.3	29	0	L	21-31
10/12	at Chiefs	P	0	0	0.0	0	0	2	16	8.0	15	0	L	8-19
10/22	Packers	P	2	10	5.0	5	0	3	31	10.3	19	0	W	19-17
10/29	Chiefs	P	1	5	5.0	5	0	2	16	8.0	10	0	W	24-9
11/13	at Bills	P	1	8	8.0	8	0	3	35	11.7	18	0	W	24-22
11/19	Vikings	P	1	7	7.0	7	0	7	60	8.6	17	0	W	21-20
11/26	Browns	P	7	55	7.9	24	1	1	11	11.0	11	0	W	29-12
12/03	at Texans	P	1	1	1.0	1	0	2	5	2.5	5	0	L	17-22
12/10	at Chargers	P	2	8	4.0	5	0	5	36	7.2	9	0	W	24-7
12/16	at Lions	P	6	37	6.2	12	0	1	11	11.0	11	0	L	17-42
12/24	Patriots	P	1	2	2.0	2	0	4	27	6.8	13	0	L	23-26
12/31	Chargers	P	4	10	2.5	5	0	2	16	8.0	11	0	W	16-9
01/07	at Raiders	P	3	7	2.3	5	0	3	23	7.7	11	0	L	14-27
2023 TOTALS		17-1	53	238	4.5	24	1	50	455	9.1	29	0	8-9	

2024 GAME-BY-GAME REGULAR-SEASON STATISTICS (BRONCOS)

DATE	OPPONENT	P/S	RUSHING					RECEIVING					W/L	SCORE
			NO.	YDS.	AVG.	LG	TD	NO.	YDS.	AVG.	LG	TD		
09/08	at Seahawks												L	20-26
09/15	Steelers												L	6-13
09/22	at Buccaneers												W	26-7
2024 TOTALS		0-0	0	0	0.0	0	0	0	0	0.0	0	0	1-2	

2021 GAME-BY-GAME POSTSEASON STATISTICS (BENGALS)

DATE	OPPONENT	P/S	RUSHING					RECEIVING					W/L	SCORE
			NO.	YDS.	AVG.	LG	TD	NO.	YDS.	AVG.	LG	TD		
01/15	Raiders	P	1	2	2.0	2	0	0	0	0.0	0	0	W	26-19
01/22	at Titans	P	0	0	0.0	0	0	1	4	4.0	4	0	W	19-16
01/30	at Chiefs	P	0	0	0.0	0	0	3	43	14.3	41t	1	W	27-24+
02/13	Rams	P	2	0	0.0	0	0	0	0	0.0	0	0	L	20-23
2021 TOTALS		4-0	3	2	0.7	2	0	4	47	11.8	41T	1	3-1	

+ - Overtime

2022 GAME-BY-GAME POSTSEASON STATISTICS (BENGALS)

DATE	OPPONENT	P/S	RUSHING					RECEIVING					W/L	SCORE
			NO.	YDS.	AVG.	LG	TD	NO.	YDS.	AVG.	LG	TD		
01/15	Ravens	P	2	3	1.5	2	0	0	0	0.0	0	0	W	24-17
01/22	at Bills	P	7	33	4.7	11	0	5	31	6.2	11	0	W	27-10
01/29	at Chiefs	P	5	22	4.4	7	1	3	4	1.3	4	0	L	20-23
2022 TOTALS		3-0	14	58	4.1	11	1	8	35	4.4	11	0	2-1	

SAMAJE PERINE'S COLLEGE RUSHING/RECEIVING STATISTICS

DATE	TEAM	GP	GS	RUSHING					RECEIVING				
				NO.	YDS.	AVG.	LG	TD	NO.	YDS.	AVG.	LG	TD
2014	Oklahoma	13	8	263	1,713	6.5	66	21	15	108	7.2	19	0
2015	Oklahoma	13	13	226	1,349	6.0	72	16	15	107	7.1	20	1
2016	Oklahoma	10	9	196	1,060	5.4	66	12	10	106	10.6	29	1
TOTALS		36	30	685	4,122	6.0	72	49	40	321	8.0	29	2

SAMAJE PERINE'S COLLEGE RETURN STATISTICS

DATE	TEAM	KICKOFF RETURNS					PUNT RETURNS					
		RET.	YDS.	AVG.	LG	TD	NO.	FC	YDS.	AVG.	LG	TD
2014	Oklahoma	0	0	0.0	0	0	0	0	0	0.0	0	0
2015	Oklahoma	0	0	0.0	0	0	0	0	0	0.0	0	0
2016	Oklahoma	0	0	0.0	0	0	0	0	0	0.0	0	0
TOTALS		0	0	0.0	0	0	0	0	0	0.0	0	0



COLLEGE 2014 GAME-BY-GAME STATISTICS (OKLAHOMA)

DATE	OPPONENT	P/S	RUSHING					RECEIVING					W/L	SCORE
			NO.	YDS.	AVG.	LG	TD	NO.	YDS.	AVG.	LG	TD		
08/29	Louisiana Tech	P	13	77	5.9	14	1	0	0	0.0	0	0	W	48-16
09/05	at Tulsa	P	10	33	3.3	10	0	1	6	6.0	6	0	W	52-7
09/12	Tennessee	S	9	67	7.4	31	0	1	13	13.0	13	0	W	34-10
09/19	at West Virginia	P	34	242	7.1	38	4	0	0	0.0	0	0	W	45-33
10/03	at TCU	P	25	87	3.5	17	3	1	8	8.0	8	0	L	33-37
10/10	Texas	S	18	62	3.4	13	1	2	6	3.0	9	0	W	31-26
10/17	Kansas St.	S	24	89	3.7	17	1	2	7	3.5	9	0	L	30-31
10/31	at Iowa St.	S	17	110	6.5	24	1	3	15	5.0	7	0	W	59-14
11/07	Baylor	S	5	21	4.2	7	0	0	0	0.0	0	0	L	14-48
11/14	at Texas Tech	S	25	213	8.5	64	3	0	0	0.0	0	0	W	42-30
11/21	Kansas	P	34	427	12.6	66	5	1	19	19.0	19	0	W	44-7
12/05	Oklahoma St.	S	26	151	5.8	42	2	1	12	12.0	12	0	L	35-38+
12/28	at Clemson	S	23	134	5.8	25	0	3	22	7.3	16	0	L	6-40
2014 TOTALS		13-8	263	1,713	6.5	66	21	15	108	7.2	19	0	8-5	

+ - Overtime

COLLEGE 2015 GAME-BY-GAME STATISTICS (OKLAHOMA)

DATE	OPPONENT	P/S	RUSHING					RECEIVING					W/L	SCORE
			NO.	YDS.	AVG.	LG	TD	NO.	YDS.	AVG.	LG	TD		
09/04	Akron	S	11	33	3.0	15	1	2	9	4.5	5	0	W	41-3
09/11	at Tennessee	S	23	78	3.4	11	0	3	5	1.7	7	1	W	31-24
09/18	Tulsa	S	22	152	6.9	24	1	1	3	3.0	3	0	W	52-38
10/02	West Virginia	S	16	65	4.1	12	0	1	5	5.0	5	0	W	44-24
10/09	at Texas	S	10	36	3.6	15	1	0	0	0.0	0	0	L	17-24
10/16	at Kansas St.	S	11	56	5.1	13	0	2	20	10.0	16	0	W	55-0
10/23	Texas Tech	S	23	201	8.7	48	4	1	9	9.0	9	0	W	63-27
10/30	at Kansas	S	11	90	8.2	36	2	0	0	0.0	0	0	W	62-7
11/06	Iowa St.	S	13	95	7.3	20	1	0	0	0.0	0	0	W	52-16
11/13	at Baylor	S	28	166	5.9	55	2	1	6	6.0	6	0	W	44-34
11/20	TCU	S	26	188	7.2	72	1	1	16	16.0	16	0	W	30-29
11/27	at Oklahoma St.	S	17	131	7.7	68	2	1	11	11.0	11	0	W	58-23
12/30	at Clemson	S	15	58	3.9	17	1	2	23	11.5	20	0	L	17-37
2015 TOTALS		13-13	226	1,349	6.0	72	16	15	107	7.1	20	1	11-2	

COLLEGE 2016 GAME-BY-GAME STATISTICS (OKLAHOMA)

DATE	OPPONENT	P/S	RUSHING					RECEIVING					W/L	SCORE
			NO.	YDS.	AVG.	LG	TD	NO.	YDS.	AVG.	LG	TD		
09/03	at Houston	S	6	31	5.2	15	0	3	28	9.3	15	0	L	23-33
09/10	ULM	S	10	58	5.8	21	2	2	38	19.0	29	0	W	59-17
09/17	Ohio St.	S	17	60	3.5	20	0	0	0	0.0	0	0	L	24-45
10/01	at TCU	P	17	98	5.8	29	2	2	3	1.5	3	0	W	52-46
10/08	Texas	S	35	214	6.1	30	2	0	0	0.0	0	0	W	45-40
10/15	Kansas St.	S	3	14	4.7	7	0	1	25	25.0	25	1	W	38-17
11/12	Baylor	S	23	100	4.3	32	2	1	3	3.0	3	0	W	45-24
11/19	at West Virginia	S	31	160	5.2	21	2	1	9	9.0	9	0	W	56-28
12/03	Oklahoma St.	S	37	239	6.5	66	1	0	0	0.0	0	0	W	38-20
01/02	Auburn	S	17	86	5.1	16	1	0	0	0.0	0	0	W	35-19
2016 TOTALS		10-9	196	1,060	5.4	66	12	10	106	10.6	29	1	8-2	





JUSTIN REID



SAFETY #20
STANFORD

7TH YEAR IN THE NFL

3RD YEAR WITH THE CHIEFS

HEIGHT: 6'1"
WEIGHT: 207 LBS
DRAFTED: FA-22
BIRTHDAY: 2/15/97

- Reid enters his third season with the Chiefs in 2024.
- Originally entered the NFL as a third-round pick (68th overall) by the Houston Texans in the 2018 NFL Draft.

Career Highlights:

- Led the 2023 Chiefs defense with 95 tackles (74 solo).
- Since entering the NFL in 2018, Reid owns the third-longest interception return in the league. He recorded a 101-yard

interception return for a touchdown in his rookie year at Washington (11/18/18).

Transactions:

Signed with Kansas City (3/18/22) ... Originally entered the NFL as a third-round pick (68th overall) by the Houston Texans in the 2018 NFL Draft.

COLLEGE

Played three seasons at Stanford (Calif.) University (2015-17), where he recorded 179 total tackles (105 solo), 20 passes defensed, 10.5 tackles for loss, six interceptions, one fumble recovery and 1.0 sack in 39 career games played ... As a junior, ranked first among Pac-12 players and 11th nationally with five interceptions and compiled 99 total tackles (52 solo), 6.5 tackles for loss, 1.0 sack and six pass breakups, earning FWAA All-America second-team (defensive back) honors, AP All-America second-team (safety) honors, All-Pac-12 first-team honors, Pac-12 All-Academic second-team honors and was a Jim Thorpe Award semifinalist ... 14th among Pac-12 players with 7.1 tackles/game ... Played in 13 games as a sophomore and logged 57 tackles (37 solo), 4.0 tackles for loss and seven pass breakups, earning him All-Pac-12 honorable mention ... Saw action in 12 games as a true freshman and recorded 23 total tackles (16 solo), one interception and one pass breakup.

PERSONAL

- Son of Eric Reid Sr. and Sharon Guillory-Reid.
- Father ran track at LSU.
- Mother was a tight end and defensive end for the Baton Rouge Wildcats of the Women's American Football League.
- Brother, Eric, played football at LSU and was a first-round selection by the San Francisco 49ers.
- Attended Dutchtown (La.) High School.
- Earned All-State honors in 2013 and 2014.
- Also lettered in track and field and soccer.

JUSTIN REID'S NFL REGULAR SEASON DEFENSIVE STATISTICS

DATE	TEAM	GP	GS	TACKLES							INTERCEPTIONS					O. FUMB				ST			MISC				
				TK	S	A	TFL	YDS	SK	YDS	QBH	NO	YDS	LG	TD	PD	FF	FR	TD	YDS	TK	S	A	FF	FR	S	A
2018	Texans	16	12	81	64	17	2	6	0.0	0.0	1	3	128	101t	1	10	1	2	0	1	7	6	1	0	0	0	0
2019	Texans	15	15	78	57	21	1	0	0.0	0.0	1	2	55	37	0	5	0	1	0	0	0	0	0	0	0	0	
2020	Texans	13	13	81	60	21	6	27	2.0	16.0	4	0	0	0	0	4	0	0	0	0	2	2	0	0	0	0	
2021	Texans	13	13	64	39	25	2	2	0.0	0.0	0	2	45	24	0	4	1	0	0	0	2	2	0	0	0	0	
2022	Chiefs	17	17	81	59	22	2	11	1.0	8.0	4	0	0	0	0	7	0	0	0	0	2	0	2	0	0	0	
2023	Chiefs	16	16	95	74	21	5	17	3.0	16.0	5	1	11	11	0	7	1	0	0	0	0	0	0	0	0	0	
2024	Chiefs	3	3	21	15	6	1	2	0.0	0.0	0	0	0	0	0	0	0	0	0	0	0	0	0	0	0	0	
NFL TOTALS		93	89	501	368	133	19	65	6.0	40.0	15	8	239	101T	1	37	3	3	0	1	13	10	3	0	0	0	0



JUSTIN REID'S NFL POSTSEASON DEFENSIVE STATISTICS

DATE	TEAM	GP	GS	TACKLES							INTERCEPTIONS					O. FUMB				ST				MISC		
				TK	S	A	TFL	YDS	SK	YDS	QBH	NO	YDS	LG	TD	PD	FF	FR	TD	YDS	TK	S	A	FF	FR	S
2018	Texans	1	1	3	2	1	0	0	0.0	0.0	0	0	0	0	2	0	0	0	0	0	0	0	0	0	0	0
2019	Texans	2	2	10	7	3	1	0	0.0	0.0	0	0	0	0	1	0	0	0	0	0	0	0	0	0	0	
2022	Chiefs	3	3	20	17	3	0	0	0.0	0.0	1	0	0	0	1	0	0	0	0	0	0	0	0	0	0	
2023	Chiefs	4	4	27	18	9	2	8	1.5	10.0	3	0	0	0	0	0	0	0	0	0	0	0	0	0	0	
NFL TOTALS		10	10	60	44	16	3	8	1.5	10.0	4	0	0	0	4	0	0	0	0	0	0	0	0	0	0	

SINGLE-GAME HIGHS: DEFENSIVE

Total Tackles	10 at Green Bay, Dec 03, 2023 10 vs. L.A. Rams, Oct 31, 2021 10 vs. Baltimore, Sep 20, 2020 ...2 more at 10.	Tackles For Loss	3 vs. New England, Nov 22, 2020 2 vs. Cincinnati, Dec 31, 2023 2 at San Francisco, Jan 02, 2022 1 at Atlanta, Sep 22, 2024
Solo Tackles	9 at Green Bay, Dec 03, 2023 9 vs. Carolina, Sep 29, 2019 8 vs. Baltimore, Sep 05, 2024 8 vs. Baltimore, Sep 20, 2020 ...2 more at 8.	Interceptions	1 at New England, Dec 17, 2023 ...10 more at 1. 1 vs. Denver, Oct 12, 2023 1 at Cleveland, Sep 19, 2021 1 vs. Jacksonville, Sep 12, 2021 ...5 more at 1.
Sacks	2.0 vs. Cincinnati, Dec 31, 2023 1.0 vs. Denver, Oct 12, 2023 1.0 at Las Vegas, Jan 07, 2023 1.0 at Detroit, Nov 26, 2020 ...1 more at 1.0.	Interception Return Yards	101 at Washington, Nov 18, 2018 37 at Jacksonville, Nov 03, 2019 24 at Cleveland, Sep 19, 2021 21 vs. Jacksonville, Sep 12, 2021 21 vs. Miami, Oct 25, 2018
Passes Defensed	2 vs. Detroit, Sep 07, 2023 2 at Las Vegas, Jan 07, 2023 2 vs. Denver, Jan 01, 2023 ...3 more at 2.	Special Teams Tackles	2 at Arizona, Sep 11, 2022 2 vs. Indianapolis, Dec 09, 2018 1 vs. Indianapolis, Dec 05, 2021 1 at Arizona, Oct 24, 2021 ...7 more at 1.
Forced Fumbles	1 at Cleveland, Sep 19, 2021 1 vs. Cleveland, Dec 02, 2018	Longest Opp Fumble Return	1 at Denver, Nov 04, 2018
Fumble Recoveries	1 at Tampa Bay, Dec 21, 2019 1 at Philadelphia, Dec 23, 2018 1 at Denver, Nov 04, 2018		

SINGLE-GAME HIGHS - POSTSEASON: DEFENSIVE

Total Tackles	11 at Buffalo, Jan 21, 2024 9 vs. San Francisco, Feb 11, 2024 7 at Philadelphia, Feb 12, 2023 7 vs. Cincinnati, Jan 29, 2023 7 vs. Buffalo, Jan 04, 2020	Passes Defensed	2 vs. Indianapolis, Jan 05, 2019 1 vs. Cincinnati, Jan 29, 2023 1 at Kansas City, Jan 12, 2020
Solo Tackles	8 at Buffalo, Jan 21, 2024 7 vs. Cincinnati, Jan 29, 2023 5 at Philadelphia, Feb 12, 2023 5 vs. Jacksonville, Jan 21, 2023 4 vs. San Francisco, Feb 11, 2024 ...1 more at 4.	Tackles For Loss	1 at Baltimore, Jan 28, 2024 1 at Buffalo, Jan 21, 2024 1 vs. Buffalo, Jan 04, 2020
Sacks	1.0 at Baltimore, Jan 28, 2024 0.5 vs. San Francisco, Feb 11, 2024		



2018 GAME-BY-GAME REGULAR-SEASON STATISTICS (TEXANS)

DATE	OPPONENT	P/S	TACKLES							INTERCEPTIONS					O. FUMB				ST				MISC		W/L	SCORE		
			TK	S	A	SK	YDS	TFL	YDS	QBH	NO	YDS	LG	TD	PD	FF	FR	TD	YDS	TK	S	A	FF	FR			S	A
09/09	at Patriots	P	1	1	0	0.0	0.0	0	0	0	0	0	0	0	0	0	1	0	0	0	0	0	0	0	0	0	L	20-27
09/16	at Titans	S	5	4	1	0.0	0.0	0	0	0	1	0	0	0	0	0	0	0	0	0	0	0	0	0	0	L	17-20	
09/23	Giants	P	3	3	0	0.0	0.0	0	0	0	0	0	0	0	0	0	0	0	0	0	1	1	0	0	0	L	22-27	
09/30	at Colts	P	5	4	1	0.0	0.0	0	0	0	0	0	0	0	0	0	1	0	0	0	0	0	0	0	0	W	37-34+	
10/07	Cowboys	P	6	5	1	0.0	0.0	0	0	0	0	1	6	6	0	1	0	0	0	0	0	0	0	0	0	W	19-16+	
10/14	Bills	S	4	3	1	0.0	0.0	0	0	0	0	0	0	0	0	0	0	0	0	0	0	0	0	0	0	W	20-13	
10/21	at Jaguars	S	5	5	0	0.0	0.0	0	0	0	0	0	0	0	0	0	0	0	0	0	0	0	0	0	0	W	20-7	
10/25	Dolphins	S	8	4	4	0.0	0.0	0	0	0	0	1	21	21	0	2	0	0	0	0	1	1	0	0	0	W	42-23	
11/04	at Broncos	S	9	8	1	0.0	0.0	0	0	0	0	0	0	0	0	0	0	1	0	1	1	1	0	0	0	W	19-17	
11/18	at Redskins	S	4	3	1	0.0	0.0	0	0	0	0	1	101	101	1	2	0	0	0	0	0	0	0	0	0	W	23-21	
11/26	Titans	S	3	2	1	0.0	0.0	1	5	0	0	0	0	0	0	0	0	0	0	0	0	0	0	0	0	W	34-17	
12/02	Browns	S	4	3	1	0.0	0.0	0	0	0	0	0	0	0	0	2	1	0	0	0	0	0	0	0	0	W	29-13	
12/09	Colts	S	7	6	1	0.0	0.0	1	1	0	0	0	0	0	0	0	0	0	0	0	2	1	1	0	0	L	21-24	
12/15	at Jets	S	6	5	1	0.0	0.0	0	0	0	0	0	0	0	0	0	0	0	0	0	0	0	0	0	0	W	29-22	
12/23	at Eagles	S	7	7	0	0.0	0.0	0	0	0	0	0	0	0	0	0	0	1	0	0	1	1	0	0	0	L	30-32	
12/30	Jaguars	S	4	1	3	0.0	0.0	0	0	0	0	0	0	0	0	0	0	0	0	0	1	1	0	0	0	W	20-3	
2018 TOTALS			16-12	81	64	17	0.0	0.0	2	6	1	3	128	101T	1	10	1	2	0	1	7	6	1	0	0	0	0	11-5

+ - Overtime

2019 GAME-BY-GAME REGULAR-SEASON STATISTICS (TEXANS)

DATE	OPPONENT	P/S	TACKLES							INTERCEPTIONS					O. FUMB				ST				MISC		W/L	SCORE			
			TK	S	A	SK	YDS	TFL	YDS	QBH	NO	YDS	LG	TD	PD	FF	FR	TD	YDS	TK	S	A	FF	FR			S	A	
09/09	at Saints	S	10	8	2	0.0	0.0	0	0	0	0	0	0	0	0	0	0	0	0	0	0	0	0	0	0	0	L	28-30	
09/15	Jaguars	S	4	2	2	0.0	0.0	0	0	0	0	0	0	0	0	0	0	0	0	0	0	0	0	0	0	0	W	13-12	
09/22	at Chargers	S	9	7	2	0.0	0.0	1	0	0	0	0	0	0	0	0	0	0	0	0	0	0	0	0	0	0	W	27-20	
09/29	Panthers	S	10	9	1	0.0	0.0	0	0	0	0	0	0	0	0	0	0	0	0	0	0	0	0	0	0	0	L	10-16	
10/06	Falcons	S	8	3	5	0.0	0.0	0	0	0	0	0	0	0	0	0	0	0	0	0	0	0	0	0	0	0	W	53-32	
10/13	at Chiefs	S	2	1	1	0.0	0.0	0	0	0	0	0	0	0	0	0	0	0	0	0	0	0	0	0	0	0	W	31-24	
10/20	at Colts	S	1	1	0	0.0	0.0	0	0	0	0	0	0	0	0	0	0	0	0	0	0	0	0	0	0	0	L	23-30	
10/27	Raiders	S	5	3	2	0.0	0.0	0	0	0	0	0	0	0	0	1	0	0	0	0	0	0	0	0	0	0	W	27-24	
11/03	at Jaguars	S	2	2	0	0.0	0.0	0	0	0	0	1	37	37	0	1	0	0	0	0	0	0	0	0	0	0	W	26-3	
11/17	at Ravens	S	3	3	0	0.0	0.0	0	0	0	0	0	0	0	0	0	0	0	0	0	0	0	0	0	0	0	L	7-41	
11/21	Colts																									W	20-17		
12/01	Patriots	S	6	5	1	0.0	0.0	0	0	0	0	0	0	0	0	1	0	0	0	0	0	0	0	0	0	0	W	28-22	
12/08	Broncos	S	6	2	4	0.0	0.0	0	0	1	0	0	0	0	0	0	0	0	0	0	0	0	0	0	0	0	L	24-38	
12/15	at Titans	S	6	5	1	0.0	0.0	0	0	0	0	0	0	0	0	1	0	0	0	0	0	0	0	0	0	0	W	24-21	
12/21	at Buccaneers	S	4	4	0	0.0	0.0	0	0	0	0	1	18	18	0	1	0	1	0	0	0	0	0	0	0	0	W	23-20	
12/29	Titans	S	2	2	0	0.0	0.0	0	0	0	0	0	0	0	0	0	0	0	0	0	0	0	0	0	0	0	L	14-35	
2019 TOTALS			15-15	78	57	21	0.0	0.0	1	0	1	2	55	37	0	5	0	1	0	0	0	0	0	0	0	0	0	0	10-6

2020 GAME-BY-GAME REGULAR-SEASON STATISTICS (TEXANS)

DATE	OPPONENT	P/S	TACKLES							INTERCEPTIONS					O. FUMB				ST				MISC		W/L	SCORE				
			TK	S	A	SK	YDS	TFL	YDS	QBH	NO	YDS	LG	TD	PD	FF	FR	TD	YDS	TK	S	A	FF	FR			S	A		
09/10	at Chiefs	S	5	5	0	0.0	0.0	0	0	0	0	0	0	0	0	1	0	0	0	0	0	0	0	0	0	0	L	20-34		
09/20	Ravens	S	10	8	2	0.0	0.0	1	3	0	0	0	0	0	0	0	0	0	0	0	0	0	0	0	0	0	L	16-33		
09/27	at Steelers	S	6	4	2	0.0	0.0	0	0	0	0	0	0	0	0	0	0	0	0	0	0	0	0	0	0	0	L	21-28		
10/04	Vikings	S	5	4	1	0.0	0.0	0	0	0	0	0	0	0	0	0	0	0	0	0	0	0	0	0	0	0	L	23-31		
10/11	Jaguars	S	7	6	1	0.0	0.0	0	0	0	0	0	0	0	0	0	0	0	0	0	0	0	0	0	0	0	W	30-14		
10/18	at Titans	S	7	5	2	0.0	0.0	0	0	0	0	0	0	0	0	1	0	0	0	0	0	0	0	0	0	0	L	36-42+		
10/25	Packers	S	4	2	2	0.0	0.0	0	0	0	0	0	0	0	0	0	0	0	0	0	0	0	0	0	0	0	L	20-35		
11/08	at Jaguars	S	6	5	1	0.0	0.0	0	0	0	0	0	0	0	0	0	0	0	0	0	0	0	0	0	0	0	W	27-25		
11/15	at Browns	S	4	2	2	0.0	0.0	0	0	0	0	0	0	0	0	0	0	0	0	0	0	0	0	0	0	0	L	7-10		
11/22	Patriots	S	9	7	2	1.0	9.0	3	14	2	0	0	0	0	0	0	0	0	0	0	0	0	0	0	0	0	W	27-20		
11/26	at Lions	S	8	5	3	1.0	7.0	1	7	2	0	0	0	0	0	1	0	0	0	0	0	0	0	0	0	0	W	41-25		
12/06	Colts	S	7	6	1	0.0	0.0	1	3	0	0	0	0	0	0	0	0	0	0	0	0	1	1	0	0	0	L	20-26		
12/13	at Bears	S	3	1	2	0.0	0.0	0	0	0	0	0	0	0	0	1	0	0	0	0	1	1	0	0	0	0	L	7-36		
12/20	at Colts																									L	20-27			
12/27	Bengals																									L	31-37			
01/03	Titans																									L	38-41			
2020 TOTALS			13-13	81	60	21	2.0	16.0	6	27	4	0	0	0	0	4	0	0	0	0	0	2	2	0	0	0	0	0	0	4-12

+ - Overtime



2018 GAME-BY-GAME POSTSEASON STATISTICS (TEXANS)

DATE	OPPONENT	P/S	TACKLES							INTERCEPTIONS					O. FUMB				ST					MISC		SCORE		
			TK	S	A	SK	YDS	TFL	YDS	QBH	NO	YDS	LG	TD	PD	FF	FR	TD	YDS	TK	S	A	FF	FR	S		A	W/L
01/05	Colts	S	3	2	1	0.0	0.0	0	0	0	0	0	0	0	2	0	0	0	0	0	0	0	0	0	0	0	L	7-21
2018 TOTALS		1-1	3	2	1	0.0	0.0	0	0	0	0	0	0	2	0	0	0	0	0	0	0	0	0	0	0	0-1		

2019 GAME-BY-GAME POSTSEASON STATISTICS (TEXANS)

DATE	OPPONENT	P/S	TACKLES							INTERCEPTIONS					O. FUMB				ST					MISC		SCORE		
			TK	S	A	SK	YDS	TFL	YDS	QBH	NO	YDS	LG	TD	PD	FF	FR	TD	YDS	TK	S	A	FF	FR	S		A	W/L
01/04	Bills	S	7	4	3	0.0	0.0	1	0	0	0	0	0	0	0	0	0	0	0	0	0	0	0	0	0	0	W	22-19+
01/12	at Chiefs	S	3	3	0	0.0	0.0	0	0	0	0	0	0	0	1	0	0	0	0	0	0	0	0	0	0	L	31-51	
2019 TOTALS		2-2	10	7	3	0.0	0.0	1	0	0	0	0	0	1	0	0	0	0	0	0	0	0	0	0	0	1-1		

+ - Overtime

2022 GAME-BY-GAME POSTSEASON STATISTICS (CHIEFS)

DATE	OPPONENT	P/S	TACKLES							INTERCEPTIONS					O. FUMB				ST					MISC		SCORE	
			TK	S	A	SK	YDS	TFL	YDS	QBH	NO	YDS	LG	TD	PD	FF	FR	TD	YDS	TK	S	A	FF	FR	S		A
01/21	Jaguars	S	6	5	1	0.0	0.0	0	0	1	0	0	0	0	0	0	0	0	0	0	0	0	0	0	0	W	27-20
01/29	Bengals	S	7	7	0	0.0	0.0	0	0	0	0	0	0	1	0	0	0	0	0	0	0	0	0	0	0	W	23-20
02/12	at Eagles	S	7	5	2	0.0	0.0	0	0	0	0	0	0	0	0	0	0	0	0	0	0	0	0	0	W	38-35	
2022 TOTALS		3-3	20	17	3	0.0	0.0	0	0	1	0	0	0	1	0	0	0	0	0	0	0	0	0	0	3-0		

2023 GAME-BY-GAME POSTSEASON STATISTICS (CHIEFS)


DATE	OPPONENT	P/S	TACKLES							INTERCEPTIONS					O. FUMB				ST					MISC		SCORE	
			TK	S	A	SK	YDS	TFL	YDS	QBH	NO	YDS	LG	TD	PD	FF	FR	TD	YDS	TK	S	A	FF	FR	S		A
01/13	Dolphins	S	3	3	0	0.0	0.0	0	0	0	0	0	0	0	0	0	0	0	0	0	0	0	0	0	0	W	26-7
01/21	at Bills	S	11	8	3	0.0	0.0	1	0	1	0	0	0	0	0	0	0	0	0	0	0	0	0	0	0	W	27-24
01/28	at Ravens	S	4	3	1	1.0	8.0	1	8	1	0	0	0	0	0	0	0	0	0	0	0	0	0	0	0	W	17-10
02/11	49ers	S	9	4	5	0.5	2.0	0	0	1	0	0	0	0	0	0	0	0	0	0	0	0	0	0	W	25-22+	
2023 TOTALS		4-4	27	18	9	1.5	10.0	2	8	3	0	0	0	0	0	0	0	0	0	0	0	0	0	0	4-0		

+ - Overtime





RASHEE RICE



WIDE RECEIVER #4
SMU

2ND YEAR IN THE NFL

2ND YEAR WITH THE CHIEFS

HEIGHT: 6'1"
WEIGHT: 204 LBS
DRAFTED: D2-23
BIRTHDAY: 4/22/00

- 👁️ Rice enters his second season with the Chiefs in 2024.
- 👁️ Originally entered the NFL as a second-round pick (55th overall) by the Kansas City Chiefs in the 2023 NFL Draft.

Career Highlights:

- 👁️ Set the Chiefs rookie record for receiving touchdowns (7) and receptions (79).
- 👁️ Recorded the second-most receiving yards by a rookie in Chiefs history (938) trailing only Dwayne Bowe (995).
- 👁️ Recorded two 100+ receiving yard games (Weeks 12 & 17).

Postseason Highlights:

- 👁️ Recorded 130 receiving yards on eight receptions for two touchdowns in the Wild Card Game vs. Miami.
- 👁️ Totaled 262 receiving yards in his rookie postseason

campaign, the second-most by a rookie in NFL history.

- 👁️ Set the Chiefs rookie postseason record for receptions (26) and yards (262).
- 👁️ Tied with WR Tyreek Hill (2020) for the second-most yards after catch in a postseason in Chiefs history (196).
- 👁️ Set the NFL record for most yards after catch by a rookie, since 2018, with 196 yards.

Honors:

- 👁️ 2023 Mack Lee Hill Award Winner, voted by his teammates as best rookie.

Transactions:

Originally entered the NFL as a second-round pick (55th overall) by the Kansas City Chiefs in the 2023 NFL Draft.

COLLEGE

Played in 44 games and started 33 for the Mustangs ... In four years (2019-22), Rice hauled in 233 passes for 3,111 yards and 25 touchdowns ... Led the FBS in receiving yards per game (112.9) in 2022 ... His 1,355 receiving yards (third) and 8.0 receptions per game (fifth) were top five in the nation during his senior year (2022) ... In 2022, was ranked 13th nationally with 10 receiving TDs ... Left SMU holding the single-season receiving yard record (1,355 yards in 2022) ... Received the following awards and honors: 2022 AP All-America second-team, 2022 Reese's Senior Bowl Invite, 2022 Biletnikoff Award Semifinalist, 2022 Earl Campbell Tyler Rose Award Semifinalist, 2022 Pro Football Focus second-team All-American and All-AAC first-team, 2022 All-AAC first-team, 2022 Reese's Senior Bowl All-American Offensive Team, 2022 ESPN Top 100: No. 70, 2022 PFF The Athletic Midseason All-American second-team, 2022 DCTF All-Texas first-team, 2022 Pro Football Focus Midseason All-American second-team, 2022 Cajun Bowl Invite, 2022 Phil Steele All-America and All-AAC first-teams, 2022 East-West Shrine Bowl Breakout Offensive Player (Oct. 31), 2022 AAC Weekly Honor Roll (Nov. 28, Oct. 31, Sept. 12), 2022 Earl Campbell Tyler Rose Award Honorable Mention (Nov. 1, Sept. 13, Sept. 6), 2022 Senior Bowl Watch List, 2021 All-AAC Honorable Mention, 2021 Biletnikoff Award Watch List, 2021 PFF All-AAC second-team, 2021 Phil Steele All-AAC third-team, 2021 Earl Campbell Tyler Rose Award Honorable Mention (Sept. 21), 2020 Dave Campbell's All-Texas College second-team and 2020 Biletnikoff Award Watch List.

PERSONAL

- 👁️ A three-star recruit by 247sports.com and Rivals.com.
- 👁️ Had 51 receptions for 841 yards and five TDs in 2018.
- 👁️ Registered 72 catches, 1,386 yards and 19 TDs in 2017.
- 👁️ Was named first-team All-District as a junior.
- 👁️ Team went 11-3 and advanced to the 5A D2 Quarterfinals in 2017.
- 👁️ Received offers from Washington State, Houston, Virginia, Texas Tech, Northwestern, Tulsa, UConn and others.

REGULAR SEASON COMPARISON: RECEIVING - LOS ANGELES CHARGERS

DATE	OPP	W/L	GP/GS	REC	YDS.	AVG.	TD	LG	TGTS	YAC
10/22/23	KC vs. LAC	W	S	5	60	12.0	1	37	6	47
TOTALS		1/0	1/1	5	60	12.0	1	37	6	47



RASHEE RICE'S NFL REGULAR SEASON RUSHING/RECEIVING STATISTICS

DATE	TEAM	RECEIVING							RUSHING				
		GP	GS	NO.	YDS.	AVG.	LG	TD	NO.	YDS.	AVG.	LG	TD
2023	Chiefs	16	8	79	938	11.9	67	7	1	-3	-3.0	-3	0
2024	Chiefs	3	3	24	288	12.0	44t	2	1	1	1.0	1	0
NFL TOTALS		19	11	103	1,226	11.9	67	9	2	-2	-1.0	1	0

RASHEE RICE'S NFL POSTSEASON RUSHING/RECEIVING STATISTICS

DATE	TEAM	RECEIVING							RUSHING				
		GP	GS	NO.	YDS.	AVG.	LG	TD	NO.	YDS.	AVG.	LG	TD
2023	Chiefs	4	4	26	262	10.1	39	1	2	5	2.5	3	0
NFL TOTALS		4	4	26	262	10.1	39	1	2	5	2.5	3	0

RASHEE RICE'S NFL REGULAR SEASON RETURN STATISTICS

DATE	TEAM	KICKOFF RETURNS					PUNT RETURNS					
		RET.	YDS.	AVG.	LG	TD	NO.	FC	YDS.	AVG.	LG	TD
2023	Chiefs	0	0	0.0	0	0	0	0	0	0.0	0	0
2024	Chiefs	0	0	0.0	0	0	0	0	0	0.0	0	0
NFL TOTALS		0	0	0.0	0	0	0	0	0	0.0	0	0

RASHEE RICE'S NFL POSTSEASON RETURN STATISTICS

DATE	TEAM	KICKOFF RETURNS					PUNT RETURNS					
		RET.	YDS.	AVG.	LG	TD	NO.	FC	YDS.	AVG.	LG	TD
2023	Chiefs	0	0	0.0	0	0	0	0	0	0.0	0	0
NFL TOTALS		0	0	0.0	0	0	0	0	0	0.0	0	0

SINGLE-GAME HIGHS: RUSHING/RECEIVING

Rush Attempts	1 at Atlanta, Sep 22, 2024	Longest Receptions	67 vs. Cincinnati, Dec 31, 2023
	1 vs. Detroit, Sep 07, 2023		44t vs. Cincinnati, Sep 15, 2024
Longest Runs	1 at Atlanta, Sep 22, 2024		39t at Las Vegas, Nov 26, 2023
Receptions	12 at Atlanta, Sep 22, 2024		39 at Denver, Oct 29, 2023
	9 at New England, Dec 17, 2023	Receiving TDs	37 vs. L.A. Chargers, Oct 22, 2023
	8 at Green Bay, Dec 03, 2023		1 at Atlanta, Sep 22, 2024
	8 at Las Vegas, Nov 26, 2023		1 vs. Cincinnati, Sep 15, 2024
	7 vs. Baltimore, Sep 05, 2024		1 at New England, Dec 17, 2023
	...1 more at 7.		...6 more at 1.
Receiving Yards	127 vs. Cincinnati, Dec 31, 2023	All-Purpose Yards	127 vs. Cincinnati, Dec 31, 2023
	110 at Atlanta, Sep 22, 2024		111 at Atlanta, Sep 22, 2024
	107 at Las Vegas, Nov 26, 2023		107 at Las Vegas, Nov 26, 2023
	103 vs. Baltimore, Sep 05, 2024		103 vs. Baltimore, Sep 05, 2024
	91 at New England, Dec 17, 2023		91 at New England, Dec 17, 2023
Receiving Average	25.4 vs. Cincinnati, Dec 31, 2023	Most TDs	1 at Atlanta, Sep 22, 2024
	18.0 vs. Denver, Oct 12, 2023		1 vs. Cincinnati, Sep 15, 2024
	15.0 vs. Cincinnati, Sep 15, 2024		1 at New England, Dec 17, 2023
	14.7 vs. Baltimore, Sep 05, 2024		...6 more at 1.
	14.0 at Denver, Oct 29, 2023	Miscellaneous Tackles	2 vs. Chicago, Sep 24, 2023
			1 vs. Denver, Oct 12, 2023

SINGLE-GAME HIGHS - POSTSEASON: RUSHING/RECEIVING

Rush Attempts	2 vs. San Francisco, Feb 11, 2024	Receiving Average	16.3 vs. Miami, Jan 13, 2024
Rushing Yards	5 vs. San Francisco, Feb 11, 2024		11.8 at Buffalo, Jan 21, 2024
Longest Runs	3 vs. San Francisco, Feb 11, 2024		6.5 vs. San Francisco, Feb 11, 2024
	2 vs. San Francisco, Feb 11, 2024		5.8 at Baltimore, Jan 28, 2024
Receptions	8 at Baltimore, Jan 28, 2024	Longest Receptions	39 vs. Miami, Jan 13, 2024
	8 vs. Miami, Jan 13, 2024		28 vs. Miami, Jan 13, 2024
	6 vs. San Francisco, Feb 11, 2024		25 at Buffalo, Jan 21, 2024
	4 at Buffalo, Jan 21, 2024		23 vs. Miami, Jan 13, 2024
Receiving Yards	130 vs. Miami, Jan 13, 2024		13 vs. San Francisco, Feb 11, 2024
	47 at Buffalo, Jan 21, 2024	Receiving TDs	1 vs. Miami, Jan 13, 2024
	46 at Baltimore, Jan 28, 2024	All-Purpose Yards	130 vs. Miami, Jan 13, 2024
	39 vs. San Francisco, Feb 11, 2024		47 at Buffalo, Jan 21, 2024
			46 at Baltimore, Jan 28, 2024
			44 vs. San Francisco, Feb 11, 2024
		Most TDs	1 vs. Miami, Jan 13, 2024



100-YARD RECEIVING GAMES (4): REGULAR SEASON

DATE	TEAM	NO.	YDS.	AVG.	LG	TD
11/26/23	at Raiders	8	107	13.4	39t	1
12/31/23	BENGALS	5	127	25.4	67	0
09/05/24	RAVENS	7	103	14.7	33	0
09/22/24	at Falcons	12	110	9.2	27	1

100-YARD RECEIVING GAMES (1): POSTSEASON

DATE	TEAM	NO.	YDS.	AVG.	LG	TD
01/13/24	DOLPHINS	8	130	16.3	39	1

2023 GAME-BY-GAME REGULAR-SEASON STATISTICS (CHIEFS)

DATE	OPPONENT	P/S	RECEIVING					RUSHING					W/L	SCORE
			NO.	YDS.	AVG.	LG	TD	NO.	YDS.	AVG.	LG	TD		
09/07	Lions	P	3	29	9.7	25	1	1	-3	-3.0	-3	0	L	20-21
09/17	at Jaguars	P	2	20	10.0	15	0	0	0	0.0	0	0	W	17-9
09/24	Bears	P	5	59	11.8	15	0	0	0	0.0	0	0	W	41-10
10/01	at Jets	P	3	32	10.7	18	0	0	0	0.0	0	0	W	23-20
10/08	at Vikings	P	4	33	8.3	13	1	0	0	0.0	0	0	W	27-20
10/12	Broncos	P	4	72	18.0	28	0	0	0	0.0	0	0	W	19-8
10/22	Chargers	S	5	60	12.0	37	1	0	0	0.0	0	0	W	31-17
10/29	at Broncos	S	4	56	14.0	39	0	0	0	0.0	0	0	L	9-24
11/05	Dolphins	S	2	17	8.5	11t	1	0	0	0.0	0	0	W	21-14
11/20	Eagles	P	4	42	10.5	17	0	0	0	0.0	0	0	L	17-21
11/26	at Raiders	S	8	107	13.4	39t	1	0	0	0.0	0	0	W	31-17
12/03	at Packers	S	8	64	8.0	13	0	0	0	0.0	0	0	L	19-27
12/10	Bills	S	7	72	10.3	19	1	0	0	0.0	0	0	L	17-20
12/17	at Patriots	S	9	91	10.1	24	1	0	0	0.0	0	0	W	27-17
12/25	Raiders	P	6	57	9.5	15	0	0	0	0.0	0	0	L	14-20
12/31	Bengals	S	5	127	25.4	67	0	0	0	0.0	0	0	W	25-17
01/07	at Chargers						INACTIVE					0	W	13-12
2023 TOTALS		16-8	79	938	11.9	67	7	1	-3	-3.0	-3	0	11-6	

2024 GAME-BY-GAME REGULAR-SEASON STATISTICS (CHIEFS)

DATE	OPPONENT	P/S	RECEIVING					RUSHING					W/L	SCORE
			NO.	YDS.	AVG.	LG	TD	NO.	YDS.	AVG.	LG	TD		
09/05	Ravens	S	7	103	14.7	33	0	0	0	0.0	0	0	W	27-20
09/15	Bengals	S	5	75	15.0	44t	1	0	0	0.0	0	0	W	26-25
09/22	at Falcons	S	12	110	9.2	27	1	1	1	1.0	1	0	W	22-17
2024 TOTALS		3-3	24	288	12.0	44T	2	1	1	1.0	1	0	3-0	

2023 GAME-BY-GAME POSTSEASON STATISTICS (CHIEFS)

DATE	OPPONENT	P/S	RECEIVING					RUSHING					W/L	SCORE
			NO.	YDS.	AVG.	LG	TD	NO.	YDS.	AVG.	LG	TD		
01/13	Dolphins	S	8	130	16.3	39	1	0	0	0.0	0	0	W	26-7
01/21	at Bills	S	4	47	11.8	25	0	0	0	0.0	0	0	W	27-24
01/28	at Ravens	S	8	46	5.8	11	0	0	0	0.0	0	0	W	17-10
02/11	49ers	S	6	39	6.5	13	0	2	5	2.5	3	0	W	25-22+
2023 TOTALS		4-4	26	262	10.1	39	1	2	5	2.5	3	0	4-0	


+ - Overtime





CHRIS ROLAND-WALLACE

CORNERBACK #30
USC



ROOKIE

HEIGHT: 5'11"
WEIGHT: 202 LBS
DRAFTED: CFA-24
BIRTHDAY: 11/23/01

- 👁️ Roland-Wallace enters his first season with the Chiefs in 2024.
- 👁️ Originally entered the NFL as an undrafted free agent with the Kansas City Chiefs in 2024.

Transactions: Originally entered the NFL as an undrafted free agent with the Kansas City Chiefs in 2024.

COLLEGE

Spent one season at USC (2023) and four seasons at Arizona (2019-22) ... Played 13 games and started eight in 2023 ... Tallied 37 tackles and added nine passes defended and two interceptions ... Played in 41 games for Arizona, accumulating 169 tackles with 1.5 sacks, two interceptions, 18 pass deflections and two forced fumbles ... Led the Arizona squad in 2022 with 58 tackles and had six pass deflections and two forced fumbles.

PERSONAL

- 👁️ Played all three phases at William J. Knight High School (Calif.).
- 👁️ Majored in Applied Humanities at Arizona (2022) and earned certificate in Gerontology at USC (2023).

CHRIS ROLAND-WALLACE'S NFL REGULAR SEASON DEFENSIVE STATISTICS

DATE	TEAM	GP	GS	TACKLES							INTERCEPTIONS					O. FUMB				ST				MISC			
				TK	S	A	TFL	YDS	SK	YDS	QBH	NO	YDS	LG	TD	PD	FF	FR	TD	YDS	TK	S	A	FF	FR	S	A
2024	Chiefs	0	0	0	0	0	0	0	0	0.0	0.0	0	0	0	0	0	0	0	0	0	0	0	0	0	0	0	0
NFL TOTALS		0	0	0	0	0	0	0	0	0.0	0.0	0	0	0	0	0	0	0	0	0	0	0	0	0	0	0	0

2024 GAME-BY-GAME REGULAR-SEASON STATISTICS (CHIEFS)

DATE	OPPONENT	P/S	TACKLES							INTERCEPTIONS					O. FUMB				ST				MISC		W/L	SCORE		
			TK	S	A	SK	YDS	TFL	YDS	QBH	NO	YDS	LG	TD	PD	FF	FR	TD	YDS	TK	S	A	FF	FR			S	A
09/05	Ravens																										W	27-20
09/15	Bengals																										W	26-25
09/22	at Falcons																										W	22-17
2024 TOTALS			0	0	0	0	0.0	0.0	0	0	0	0	0	0	0	0	0	0	0	0	0	0	0	0	0	0	0	3-0

CHRIS ROLAND-WALLACE'S COLLEGE DEFENSIVE STATISTICS

DATE	TEAM	GP	GS	TACKLES							INTERCEPTIONS					O. FUMB				ST				MISC		
				TK	S	A	TFL	YDS	SK	YDS	QBH	NO	YDS	LG	TD	PD	FF	FR	TD	YDS	TK	S	A	FF	FR	S
2019	Arizona	12	8	37	32	5	0.0	0.0	0.0	0.0	0	1	0	0	0	5	0	0	0	0	0	0	0	0	0	0
2020	Arizona	5	5	26	19	7	0.5	2.0	0.0	0.0	0	0	0	0	0	3	0	0	0	0	0	0	0	0	0	
2021	Arizona	12	12	48	33	15	3.0	20.0	1.5	16.0	0	1	36	36	0	3	0	0	0	0	0	0	0	0	0	
2022	Arizona	12	12	58	42	16	0.0	0.0	0.0	0.0	0	0	0	0	0	6	2	0	0	0	0	0	0	0	0	
2023	Southern California	13	8	37	27	10	2.5	10.0	0.0	0.0	0	2	23	23	0	9	0	0	0	0	0	0	0	0	0	
TOTALS		54	45	206	153	53	6.0	32.0	1.5	16.0	0	4	59	36	0	26	2	0	0	0	0	0	0	0	0	



COLLEGE 2019 GAME-BY-GAME STATISTICS (ARIZONA)

DATE	OPPONENT	P/S	TACKLES							INTERCEPTIONS					O. FUMB				ST				MISC		W/L	SCORE								
			TK	S	A	SK	YDS	TFL	YDS	QBH	NO	YDS	LG	TD	PD	FF	FR	TD	YDS	TK	S	A	FF	FR			S	A						
08/24	at Hawaii	S	1	1	0	0.0	0.0	0.0	0.0	0	0	0	0	0	1	0	0	0	0	0	0	0	0	0	0	L	38-45							
09/07	Northern Ariz.	P	1	1	0	0.0	0.0	0.0	0.0	0	1	0	0	0	0	0	0	0	0	0	0	0	0	0	0	W	65-41							
09/14	Texas Tech	S	4	4	0	0.0	0.0	0.0	0.0	0	0	0	0	0	0	0	0	0	0	0	0	0	0	0	0	W	28-14							
09/28	UCLA	P	1	1	0	0.0	0.0	0.0	0.0	0	0	0	0	0	1	0	0	0	0	0	0	0	0	0	0	W	20-17							
10/05	at Colorado	P	0	0	0	0.0	0.0	0.0	0.0	0	0	0	0	0	1	0	0	0	0	0	0	0	0	0	0	W	35-30							
10/12	Washington	P	4	3	1	0.0	0.0	0.0	0.0	0	0	0	0	0	0	0	0	0	0	0	0	0	0	0	0	L	27-51							
10/19	at Southern California	S	5	3	2	0.0	0.0	0.0	0.0	0	0	0	0	0	0	0	0	0	0	0	0	0	0	0	0	L	14-41							
10/26	at Stanford	S	6	6	0	0.0	0.0	0.0	0.0	0	0	0	0	0	0	0	0	0	0	0	0	0	0	0	0	L	31-41							
11/02	Oregon St.	S	3	3	0	0.0	0.0	0.0	0.0	0	0	0	0	0	0	0	0	0	0	0	0	0	0	0	0	L	38-56							
11/16	at Oregon	S	2	2	0	0.0	0.0	0.0	0.0	0	0	0	0	0	2	0	0	0	0	0	0	0	0	0	0	L	6-34							
11/23	Utah	S	4	2	2	0.0	0.0	0.0	0.0	0	0	0	0	0	0	0	0	0	0	0	0	0	0	0	0	L	7-35							
11/30	at Arizona St.	S	6	6	0	0.0	0.0	0.0	0.0	0	0	0	0	0	0	0	0	0	0	0	0	0	0	0	0	L	14-24							
2019 TOTALS			12-8	37	32	5	0.0	0.0	0.0	0.0	0	1	0	0	0	5	0	0	0	0	0	0	0	0	0	0	0	0	0	0	0	0	0	4-8

COLLEGE 2020 GAME-BY-GAME STATISTICS (ARIZONA)

DATE	OPPONENT	P/S	TACKLES							INTERCEPTIONS					O. FUMB				ST				MISC		W/L	SCORE							
			TK	S	A	SK	YDS	TFL	YDS	QBH	NO	YDS	LG	TD	PD	FF	FR	TD	YDS	TK	S	A	FF	FR			S	A					
11/14	Southern California	S	2	2	0	0.0	0.0	0.0	0.0	0	0	0	0	0	1	0	0	0	0	0	0	0	0	0	0	0	L	30-34					
11/21	at Washington	S	3	2	1	0.0	0.0	0.0	0.0	0	0	0	0	0	1	0	0	0	0	0	0	0	0	0	0	0	L	27-44					
11/28	at UCLA	S	10	6	4	0.0	0.0	0.5	2.0	0	0	0	0	0	1	0	0	0	0	0	0	0	0	0	0	L	10-27						
12/05	Colorado	S	4	3	1	0.0	0.0	0.0	0.0	0	0	0	0	0	0	0	0	0	0	0	0	0	0	0	0	L	13-24						
12/11	Arizona St.	S	7	6	1	0.0	0.0	0.0	0.0	0	0	0	0	0	0	0	0	0	0	0	0	0	0	0	0	L	7-70						
2020 TOTALS			5-5	26	19	7	0.0	0.0	0.5	2.0	0	0	0	0	0	3	0	0	0	0	0	0	0	0	0	0	0	0	0	0	0	0	0-5

COLLEGE 2021 GAME-BY-GAME STATISTICS (ARIZONA)

DATE	OPPONENT	P/S	TACKLES							INTERCEPTIONS					O. FUMB				ST				MISC		W/L	SCORE							
			TK	S	A	SK	YDS	TFL	YDS	QBH	NO	YDS	LG	TD	PD	FF	FR	TD	YDS	TK	S	A	FF	FR			S	A					
09/04	BYU	S	5	2	3	0.0	0.0	0.0	0.0	0	0	0	0	0	1	0	0	0	0	0	0	0	0	0	0	L	16-24						
09/11	San Diego St.	S	2	0	2	0.0	0.0	0.5	1.0	0	0	0	0	0	0	0	0	0	0	0	0	0	0	0	0	L	14-38						
09/18	Northern Ariz.	S	7	5	2	0.0	0.0	1.0	3.0	0	1	36	36	0	0	0	0	0	0	0	0	0	0	0	0	L	19-21						
09/25	at Oregon	S	2	2	0	0.0	0.0	0.0	0.0	0	0	0	0	0	0	0	0	0	0	0	0	0	0	0	0	L	19-41						
10/09	UCLA	S	3	2	1	0.5	1.0	0.5	1.0	0	0	0	0	0	0	0	0	0	0	0	0	0	0	0	0	L	16-34						
10/16	at Colorado	S	6	6	0	0.0	0.0	0.0	0.0	0	0	0	0	0	0	0	0	0	0	0	0	0	0	0	0	L	0-34						
10/22	Washington	S	5	3	2	0.0	0.0	0.0	0.0	0	0	0	0	0	0	0	0	0	0	0	0	0	0	0	0	L	16-21						
10/30	at Southern California	S	7	4	3	0.0	0.0	0.0	0.0	0	0	0	0	0	0	0	0	0	0	0	0	0	0	0	0	L	34-41						
11/06	California	S	2	2	0	0.0	0.0	0.0	0.0	0	0	0	0	0	1	0	0	0	0	0	0	0	0	0	0	W	10-3						
11/13	Utah	S	5	3	2	0.0	0.0	0.0	0.0	0	0	0	0	0	0	0	0	0	0	0	0	0	0	0	0	L	29-38						
11/19	at Washington St.	S	3	3	0	1.0	15.0	1.0	15.0	0	0	0	0	0	1	0	0	0	0	0	0	0	0	0	0	L	18-44						
11/27	at Arizona St.	S	1	1	0	0.0	0.0	0.0	0.0	0	0	0	0	0	0	0	0	0	0	0	0	0	0	0	0	L	15-38						
2021 TOTALS			12-12	48	33	15	1.5	16.0	3.0	20.0	0	1	36	36	0	3	0	0	0	0	0	0	0	0	0	0	0	0	0	0	0	0	1-11

COLLEGE 2022 GAME-BY-GAME STATISTICS (ARIZONA)

DATE	OPPONENT	P/S	TACKLES							INTERCEPTIONS					O. FUMB				ST				MISC		W/L	SCORE							
			TK	S	A	SK	YDS	TFL	YDS	QBH	NO	YDS	LG	TD	PD	FF	FR	TD	YDS	TK	S	A	FF	FR			S	A					
09/03	at San Diego St.	S	3	3	0	0.0	0.0	0.0	0.0	0	0	0	0	0	0	0	0	0	0	0	0	0	0	0	0	W	38-20						
09/10	Mississippi St.	S	7	6	1	0.0	0.0	0.0	0.0	0	0	0	0	0	1	1	0	0	0	0	0	0	0	0	0	L	17-39						
09/17	North Dakota St.	S	6	6	0	0.0	0.0	0.0	0.0	0	0	0	0	0	1	0	0	0	0	0	0	0	0	0	0	W	31-28						
09/24	at California	S	7	3	4	0.0	0.0	0.0	0.0	0	0	0	0	0	0	0	0	0	0	0	0	0	0	0	0	L	31-49						
10/01	Colorado	S	3	3	0	0.0	0.0	0.0	0.0	0	0	0	0	0	0	0	0	0	0	0	0	0	0	0	0	W	43-20						
10/08	Oregon	S	5	3	2	0.0	0.0	0.0	0.0	0	0	0	0	0	1	0	0	0	0	0	0	0	0	0	0	L	22-49						
10/15	at Washington	S	3	2	1	0.0	0.0	0.0	0.0	0	0	0	0	0	1	0	0	0	0	0	0	0	0	0	0	L	39-49						
10/29	Southern California	S	8	6	2	0.0	0.0	0.0	0.0	0	0	0	0	0	1	0	0	0	0	0	0	0	0	0	0	L	37-45						
11/05	at Utah	S	3	2	1	0.0	0.0	0.0	0.0	0	0	0	0	0	1	0	0	0	0	0	0	0	0	0	0	L	20-45						
11/12	at UCLA	S	5	4	1	0.0	0.0	0.0	0.0	0	0	0	0	0	0	0	0	0	0	0	0	0	0	0	0	W	34-28						
11/19	Washington St.	S	2	2	0	0.0	0.0	0.0	0.0	0	0	0	0	0	0	1	0	0	0	0	0	0	0	0	0	L	20-31						
11/25	Arizona St.	S	6	2	4	0.0	0.0	0.0	0.0	0	0	0	0	0	0	0	0	0	0	0	0	0	0	0	0	W	38-35						
2022 TOTALS			12-12	58	42	16	0.0	0.0	0.0	0.0	0	0	0	0	0	6	2	0	0	0	0	0	0	0	0	0	0	0	0	0	0	0	5-7



COLLEGE 2023 GAME-BY-GAME STATISTICS (SOUTHERN CALIFORNIA)

DATE	OPPONENT	P/S	TACKLES							INTERCEPTIONS					O. FUMB				ST				MISC		W/L	SCORE								
			TK	S	A	SK	YDS	TFL	YDS	QBH	NO	YDS	LG	TD	PD	FF	FR	TD	YDS	TK	S	A	FF	FR			S	A						
08/26	San Jose St.	P	1	1	0	0.0	0.0	0.0	0.0	0	0	0	0	0	1	0	0	0	0	0	0	0	0	0	0	0	0	0	0	0	0	0	W	56-28
09/02	Nevada	P	2	0	2	0.0	0.0	0.0	0.0	0	0	0	0	0	0	0	0	0	0	0	0	0	0	0	0	0	0	0	0	0	0	0	W	66-14
09/09	Stanford	P	3	3	0	0.0	0.0	0.0	0.0	0	0	0	0	0	0	0	0	0	0	0	0	0	0	0	0	0	0	0	0	0	0	0	W	56-10
09/23	at Arizona St.	P	3	2	1	0.0	0.0	1.0	1.0	0	0	0	0	0	0	0	0	0	0	0	0	0	0	0	0	0	0	0	0	0	0	0	W	42-28
09/30	at Colorado	S	5	5	0	0.0	0.0	0.0	0.0	0	1	23	23	0	0	0	0	0	0	0	0	0	0	0	0	0	0	0	0	0	0	0	W	48-41
10/07	Arizona	S	4	4	0	0.0	0.0	0.0	0.0	0	0	0	0	0	1	0	0	0	0	0	0	0	0	0	0	0	0	0	0	0	0	0	W	43-41
10/14	at Notre Dame	S	1	1	0	0.0	0.0	0.0	0.0	0	0	0	0	0	3	0	0	0	0	0	0	0	0	0	0	0	0	0	0	0	0	0	L	20-48
10/21	Utah	S	2	2	0	0.0	0.0	0.0	0.0	0	0	0	0	0	1	0	0	0	0	0	0	0	0	0	0	0	0	0	0	0	0	0	L	32-34
10/28	at California	S	4	1	3	0.0	0.0	0.0	0.0	0	0	0	0	0	0	0	0	0	0	0	0	0	0	0	0	0	0	0	0	0	0	0	W	50-49
11/04	Washington	S	3	2	1	0.0	0.0	0.0	0.0	0	1	0	0	0	1	0	0	0	0	0	0	0	0	0	0	0	0	0	0	0	0	0	L	42-52
11/11	at Oregon	S	3	2	1	0.0	0.0	1.0	8.0	0	0	0	0	0	0	0	0	0	0	0	0	0	0	0	0	0	0	0	0	0	0	0	L	27-36
11/18	UCLA	S	6	4	2	0.0	0.0	0.5	1.0	0	0	0	0	0	2	0	0	0	0	0	0	0	0	0	0	0	0	0	0	0	0	0	L	20-38
12/27	Louisville	P	0	0	0	0.0	0.0	0.0	0.0	0	0	0	0	0	0	0	0	0	0	0	0	0	0	0	0	0	0	0	0	0	0	0	W	42-28
2023 TOTALS			13-8	37	27	10	0.0	0.0	2.5	10.0	0	2	23	23	0	9	0	0	0	0	0	0	0	0	0	0	0	0	0	0	0	0	8-5	





TREY SMITH



GUARD #65
TENNESSEE

4TH YEAR IN THE NFL

4TH YEAR WITH THE CHIEFS

HEIGHT: 6'6"
WEIGHT: 321 LBS
DRAFTED: D6-21
BIRTHDAY: 6/16/99

- Smith enters his fourth season with the Chiefs in 2024.
- Originally entered the NFL as a sixth-round pick (226th overall) by the Chiefs in the 2021 NFL Draft.

Career Highlights:

As a rookie, Smith and C Creed Humphrey started all 17 regular season games in 2021, becoming the 17th and 18th players in franchise history to start all regular season games in their rookie season. Humphrey and Smith are the third pair of teammates to both start all regular season games in their rookie campaign, joining DE Sylvester Hicks and DE Art Still (16 games, 1978) and CB Brandon Carr and DL Glenn Dorsey (16 games, 2008). S Juan Thornhill was the last player to start all games in his rookie season, starting all 16 games in 2019.

Postseason Career Highlights:

- Allowed no sacks on QB Patrick Mahomes through the first two games of the 2023 playoffs, the Wild Card Game against Miami and the Divisional Round Game in Buffalo.
- Did not allow a sack on QB Patrick Mahomes in Super Bowl LVII against the Philadelphia Eagles who recorded the most sacks in the regular season (70.0).

Honors:

- 2021 PFWA All-Rookie Team.

Transactions:

Originally entered the NFL as a sixth-round pick (226th overall) by the Kansas City Chiefs in the 2021 NFL Draft.

COLLEGE

Appeared in 42 games with 41 starts, concluding his career with 22 straight starts with Tennessee (2017-20) ... Saw action on over 2,500 career offensive snaps and allowed only one sack in his final two seasons ... As a senior in 2020, started all 10 games for the Vols at left guard during the unique COVID-19 season earning second-team All-America status in the process and first-team All-SEC honors for the second straight year ... Became Tennessee's first All-America recipient since Derek Barnett was named to the FWAA's second-team in 2016 ... Also was the first Vol offensive lineman to be tabbed a first- or second-team All-American by any outlet since Anthony Parker in 2007 ... Played 664 offensive snaps during the season and allowed only one sack ... Became the first Vol true freshman to start at left tackle in over 30 years en route to Freshman All-America honors ... Off the field, was a leader in the community, spearheading charity drives and was recipient of the 2019 Jason Witten Collegiate Man of the Year ... Two-time SEC Community Service Team representative.

PERSONAL

- Earned All-State honors from 2015-17 while attending University School in Jackson, Tenn.
- Winner of the 2016 Bobby Dodd Award by the Touchdown Club of Atlanta.
- 2017 Under Armour All-American and 2016 USA Today/American Family Insurance All-USA first-team.
- 2016 MaxPreps Football All-American first-team offense.
- Two-time Tennessee Mr. Football, two-time District Offensive Lineman of the Year and two-time Tennessee Player of the Year.
- Hometown: Jackson, Tenn.

TREY SMITH'S NFL REGULAR SEASON STATISTICS

DATE	TEAM	GP	GS
2021	Chiefs	17	17
2022	Chiefs	16	16
2023	Chiefs	17	17
2024	Chiefs	3	3
NFL TOTALS		53	53



TREY SMITH'S NFL POSTSEASON STATISTICS

DATE	TEAM	GP	GS
2021	Chiefs	3	3
2022	Chiefs	3	3
2023	Chiefs	4	4
NFL TOTALS		10	10

2021 GAME-BY-GAME REGULAR-SEASON STATISTICS (CHIEFS)

DATE	OPPONENT	P/S	W/L	SCORE
09/12	Browns	S	W	33-29
09/19	at Ravens	S	L	35-36
09/26	Chargers	S	L	24-30
10/03	at Eagles	S	W	42-30
10/10	Bills	S	L	20-38
10/17	at Football Team	S	W	31-13
10/24	at Titans	S	L	3-27
11/01	Giants	S	W	20-17
11/07	Packers	S	W	13-7
11/14	at Raiders	S	W	41-14
11/21	Cowboys	S	W	19-9
12/05	Broncos	S	W	22-9
12/12	Raiders	S	W	48-9
12/16	at Chargers	S	W	34-28+
12/26	Steelers	S	W	36-10
01/02	at Bengals	S	L	31-34
01/08	at Broncos	S	W	28-24
2021 TOTALS		17-17	12-5	

+ - Overtime

2022 GAME-BY-GAME REGULAR-SEASON STATISTICS (CHIEFS)

DATE	OPPONENT	P/S	W/L	SCORE
09/11	at Cardinals	S	W	44-21
09/15	Chargers	S	W	27-24
09/25	at Colts	S	L	17-20
10/02	at Buccaneers	S	W	41-31
10/10	Raiders	INACTIVE	W	30-29
10/16	Bills	S	L	20-24
10/23	at 49ers	S	W	44-23
11/06	Titans	S	W	20-17+
11/13	Jaguars	S	W	27-17
11/20	at Chargers	S	W	30-27
11/27	Rams	S	W	26-10
12/04	at Bengals	S	L	24-27
12/11	at Broncos	S	W	34-28
12/18	at Texans	S	W	30-24+
12/24	Seahawks	S	W	24-10
01/01	Broncos	S	W	27-24
01/07	at Raiders	S	W	31-13
2022 TOTALS		16-16	14-3	

+ - Overtime

2023 GAME-BY-GAME REGULAR-SEASON STATISTICS (CHIEFS)

DATE	OPPONENT	P/S	W/L	SCORE
09/07	Lions	S	L	20-21
09/17	at Jaguars	S	W	17-9
09/24	Bears	S	W	41-10
10/01	at Jets	S	W	23-20
10/08	at Vikings	S	W	27-20
10/12	Broncos	S	W	19-8
10/22	Chargers	S	W	31-17
10/29	at Broncos	S	L	9-24
11/05	Dolphins	S	W	21-14
11/20	Eagles	S	L	17-21
11/26	at Raiders	S	W	31-17
12/03	at Packers	S	L	19-27
12/10	Bills	S	L	17-20
12/17	at Patriots	S	W	27-17
12/25	Raiders	S	L	14-20
12/31	Bengals	S	W	25-17
01/07	at Chargers	S	W	13-12
2023 TOTALS		17-17	11-6	



2024 GAME-BY-GAME REGULAR-SEASON STATISTICS (CHIEFS)

DATE	OPPONENT	P/S	W/L	SCORE
09/05	Ravens	S	W	27-20
09/15	Bengals	S	W	26-25
09/22	at Falcons	S	W	22-17
2024 TOTALS		3-3	3-0	

2021 GAME-BY-GAME POSTSEASON STATISTICS (CHIEFS)

DATE	OPPONENT	P/S	W/L	SCORE
01/16	Steelers	S	W	42-21
01/23	Bills	S	W	42-36+
01/30	Bengals	S	L	24-27+
2021 TOTALS		3-3	2-1	

+ - Overtime

2022 GAME-BY-GAME POSTSEASON STATISTICS (CHIEFS)

DATE	OPPONENT	P/S	W/L	SCORE
01/21	Jaguars	S	W	27-20
01/29	Bengals	S	W	23-20
02/12	at Eagles	S	W	38-35
2022 TOTALS		3-3	3-0	

2023 GAME-BY-GAME POSTSEASON STATISTICS (CHIEFS)

DATE	OPPONENT	P/S	W/L	SCORE
01/13	Dolphins	S	W	26-7
01/21	at Bills	S	W	27-24
01/28	at Ravens	S	W	17-10
02/11	49ers	S	W	25-22+
2023 TOTALS		4-4	4-0	

+ - Overtime





JUJU SMITH-SCHUSTER

WIDE RECEIVER #9

USC



7TH YEAR IN THE NFL

2ND YEAR WITH THE CHIEFS

HEIGHT: 6'1"
WEIGHT: 215 LBS
DRAFTED: FA-24
BIRTHDAY: 11/22/96

- Smith-Schuster enters his second season with the Chiefs in 2024 after spending a year with the team in 2022.
- Originally entered the NFL as the second-round pick (62nd overall) by the Pittsburgh Steelers in the 2017 NFL Draft.

Career Highlights:

- Trailed only TE Travis Kelce in receiving yards and receptions for the Chiefs in 2022.
- Fourth-youngest player in NFL history to reach 3,000 career receiving yards and 20 career receiving TDs. 23 years, 310 days, when he reached the mark, Smith-Schuster passed Odell Beckham Jr. (23 years, 325 days).
- Only NFL player since the 1970 AFL-NFL merger to register at least 250 receptions, 3,300 receiving yards and 21 receiving TDs before his 24th birthday.
- At 24 years and 37 days old (at the time of the game), Smith-Schuster surpassed Larry Fitzgerald (24 years, 86 days) as the second-youngest player to reach 300 career receptions in NFL history.
- First wide receiver in NFL history to post 12 100-yard receiving games prior to their 23rd birthday - besting the previous record of 11 (Randy Moss, Minnesota Vikings).
- First wide receiver in NFL history to record 200 career receptions before his 23rd birthday.
- Third player in NFL history to register 250 career receptions before his 24th birthday.
- His 265 receptions were the second most by a player before his 24th birthday since the 1970 AFL-NFL merger.
- Youngest player in NFL history to reach 2,500 career receiving yards.
- Set single-season highs with 1,426 receiving yards (fifth-most by a Steeler in a single season), the first 1,000 receiving yard season of his NFL career, 1,439 scrimmage yards and 111 catches (fourth-most by a Steeler in a single season) in 2018.
- Eclipsed 1,500 receiving yards in his 21st game, setting a Steelers franchise record for the fewest games to the milestone (Louis Lipps, 23).
- Third Steeler in franchise history to record at least 100 catches in a season, (Antonio Brown: six seasons, Hines Ward: one season).
- Set a Steeler franchise record for the fewest games played

- to reach 100 catches (20), reaching the mark on Oct. 14, 2018.
- Set a Steeler franchise record for the fewest games played to reach 150 catches (28), reaching the mark on Dec. 16, 2018.
- Totaled at least 100 receiving yards in eight games in 2018, which tied as the second-most by a Steeler in a single season with Antonio Brown (2014 and 2017). (Record: Antonio Brown, 2015: 9)
- Totaled 1,972 receiving yards in the first 25 games of his career, the fourth-most by an NFL player since the 1970 AFL-NFL merger.
- Recorded the fifth-most receptions (169), 10th-most receiving yards (2,343) and tied with Randy Moss for the fourth-most 100-receiving yard games (11) in a player's first two seasons in NFL history.
- Amassed five TD catches before turning 21, the most in NFL history by a player before his 21st birthday (turned 21 on Nov. 22, 2018).
- First Steelers rookie - and just the fourth NFL rookie - to earn Offensive and Special Teams Player of the Week honors, joining Eddie Kennison (1996), Reggie Bush (2006) and Tyreek Hill (2016).
- Recorded the most receiving yards by a rookie in franchise history (917).
- At 20 years old in 2017, he became the youngest player to score a touchdown in the NFL since 1964 (Chicago's Andy Livingston) and the youngest NFL player to catch a touchdown pass since 1930 (Green Bay's Arnie Herber).

Honors:

- 2018 Pro Bowl selection.
- 2017 Weeks 8 and 17 AFC Offensive Player of the Week.
- 2017 PFWA All-Rookie Team.

Transactions:

Signed by Kansas City (8/26/24) ... Cut by New England (8/9/24) ... Signed by New England (3/16/23) ... Signed with Kansas City (3/21/22) ... Re-signed with Pittsburgh (3/19/21) ... Originally entered the NFL as the second-round pick (62nd overall) by the Pittsburgh Steelers in the 2017 NFL Draft.

COLLEGE

Three-year letterman who saw action in 40 games with 39 starts at USC (2014-16) ... Totaled 213 receptions for 3,092 yards with 25 TD receptions ... His 213 receptions were the fourth-most in school history at the time ... 12 100-yard receiving games ... Named first-team All-Pac 12 in 2015 and earned second-team All-Pac-12 honors in 2014 and 2016 ... 10 TD receptions in back-to-back seasons (2015-16) ... As a sophomore in 2015, earned second-team All-America honors by the AP, SI.com and Sporting News, as he led the Pac-12 in



receiving yards (1,454), which were the third-most in single-season school history.

PERSONAL

- 🏈 Attended Long Beach Polytechnic HS (Long Beach, Calif.).
- 🏈 Played wide receiver and safety.
- 🏈 As a senior, named to the Prep Star All-American Dream Team, and named Cal-Hi Sports All-State first-team, All-CIF Pac-5 Division, Los Angeles Times All-Area, Orange County Register Fab 15 first-team, Long Beach Press-Telegram Dream Team and All-Moore League Player of the Year.
- 🏈 As a junior, named Cal-Hi Sports California Junior of the Year and named Cal Hi Sports All-State first-team, Cal-Hi Sports All-State Junior first-team, Max Preps All-State Division I first-team, All-CIF Pac-5 Division Co-Offensive Player of the Year, Los Angeles Times All-Area and Long Beach Press Telegram All-Area Player of the Year.
- 🏈 Full name: John "Juju" Smith-Schuster.

JUJU SMITH-SCHUSTER'S NFL REGULAR SEASON RUSHING/RECEIVING STATISTICS

DATE	TEAM	RECEIVING							RUSHING				
		GP	GS	NO.	YDS.	AVG.	LG	TD	NO.	YDS.	AVG.	LG	TD
2017	Steelers	14	7	58	917	15.8	97t	7	0	0	0.0	0	0
2018	Steelers	16	13	111	1,426	12.8	97t	7	1	13	13.0	13	0
2019	Steelers	12	12	42	552	13.1	76t	3	0	0	0.0	0	0
2020	Steelers	16	14	97	831	8.6	31t	9	0	0	0.0	0	0
2021	Steelers	5	5	15	129	8.6	24	0	3	9	3.0	3t	1
2022	Chiefs	16	14	78	933	12.0	53	3	0	0	0.0	0	0
2023	Patriots	11	7	29	260	9.0	37	1	0	0	0.0	0	0
2024	Chiefs	3	1	2	17	8.5	13t	1	0	0	0.0	0	0
NFL TOTALS		93	73	432	5,065	11.7	97T	31	4	22	5.5	13	1

JUJU SMITH-SCHUSTER'S NFL POSTSEASON RUSHING/RECEIVING STATISTICS

DATE	TEAM	RECEIVING							RUSHING				
		GP	GS	NO.	YDS.	AVG.	LG	TD	NO.	YDS.	AVG.	LG	TD
2017	Steelers	1	1	3	5	1.7	4t	1	0	0	0.0	0	0
2020	Steelers	1	1	13	157	12.1	33	1	0	0	0.0	0	0
2021	Steelers	1	1	5	26	5.2	7	0	0	0	0.0	0	0
2022	Chiefs	3	2	10	89	8.9	16	0	0	0	0.0	0	0
NFL TOTALS		6	5	31	277	8.9	33	2	0	0	0.0	0	0

JUJU SMITH-SCHUSTER'S NFL REGULAR SEASON RETURN STATISTICS

DATE	TEAM	KICKOFF RETURNS					PUNT RETURNS					
		RET.	YDS.	AVG.	LG	TD	NO.	FC	YDS.	AVG.	LG	TD
2017	Steelers	9	240	26.7	96t	1	0	0	0	0.0	0	0
2018	Steelers	0	0	0.0	0	0	0	0	0	0.0	0	0
2019	Steelers	0	0	0.0	0	0	0	0	0	0.0	0	0
2020	Steelers	0	0	0.0	0	0	0	0	0	0.0	0	0
2021	Steelers	0	0	0.0	0	0	0	0	0	0.0	0	0
2022	Chiefs	0	0	0.0	0	0	0	0	0	0.0	0	0
2023	Patriots	0	0	0.0	0	0	0	0	0	0.0	0	0
2024	Chiefs	0	0	0.0	0	0	0	0	0	0.0	0	0
NFL TOTALS		9	240	26.7	96T	1	0	0	0	0.0	0	0

JUJU SMITH-SCHUSTER'S NFL POSTSEASON RETURN STATISTICS

DATE	TEAM	KICKOFF RETURNS					PUNT RETURNS					
		RET.	YDS.	AVG.	LG	TD	NO.	FC	YDS.	AVG.	LG	TD
2017	Steelers	1	23	23.0	23	0	0	0	0	0.0	0	0
2020	Steelers	0	0	0.0	0	0	0	0	0	0.0	0	0
2021	Steelers	0	0	0.0	0	0	0	0	0	0.0	0	0
2022	Chiefs	0	0	0.0	0	0	0	0	0	0.0	0	0
NFL TOTALS		1	23	23.0	23	0	0	0	0	0.0	0	0



SINGLE-GAME HIGHS: RUSHING/RECEIVING

<p>Rush Attempts 2 vs. Denver, Oct 10, 2021 1 vs. Las Vegas, Sep 19, 2021</p> <p>Rushing Yards 1 vs. Carolina, Nov 08, 2018 13 vs. Carolina, Nov 08, 2018 6 vs. Denver, Oct 10, 2021 3 vs. Las Vegas, Sep 19, 2021</p> <p>Longest Runs 13 vs. Carolina, Nov 08, 2018 3 vs. Denver, Oct 10, 2021 3 vs. Denver, Oct 10, 2021 3t vs. Las Vegas, Sep 19, 2021</p> <p>Rushing TDs Receptions 1 vs. Las Vegas, Sep 19, 2021 13 at Denver, Nov 25, 2018 13 vs. Kansas City, Sep 16, 2018 11 at New Orleans, Dec 23, 2018 10 at Houston, Dec 18, 2022 10 vs. Tennessee, Nov 06, 2022</p> <p>Receiving Yards 193 at Detroit, Oct 29, 2017 189 at Denver, Nov 25, 2018 143 vs. Cleveland, Dec 31, 2017 130 at Oakland, Dec 09, 2018 124 at San Francisco, Oct 23, 2022</p> <p>Receiving Average 30.0 vs. Carolina, Nov 08, 2018 27.6 at Detroit, Oct 29, 2017 27.0 at San Francisco, Sep 22, 2019 23.8 at Cleveland, Sep 09, 2018 22.6 vs. Buffalo, Oct 16, 2022</p> <p>Longest Receptions 97t at Denver, Nov 25, 2018 97t at Detroit, Oct 29, 2017 76t at San Francisco, Sep 22, 2019 75t vs. Carolina, Nov 08, 2018 69 vs. New England, Dec 17, 2017</p> <p>Receiving TDs 2 at N.Y. Giants, Sep 14, 2020 2 at Oakland, Dec 09, 2018 1 at Atlanta, Sep 22, 2024 1 at Miami, Oct 29, 2023 ...25 more at 1.</p>	<p>All-Purpose Yards 265 vs. Cleveland, Dec 31, 2017 193 at Detroit, Oct 29, 2017 189 at Denver, Nov 25, 2018 163 vs. New England, Dec 17, 2017 130 at Oakland, Dec 09, 2018</p> <p>Kickoff Returns 2 vs. Cleveland, Dec 31, 2017 2 vs. New England, Dec 17, 2017 1 at Indianapolis, Nov 12, 2017 1 at Kansas City, Oct 15, 2017 ...3 more at 1.</p> <p>Kickoff Return Yards 122 vs. Cleveland, Dec 31, 2017 49 vs. New England, Dec 17, 2017 25 at Indianapolis, Nov 12, 2017 20 vs. Minnesota, Sep 17, 2017 11 at Kansas City, Oct 15, 2017 96t vs. Cleveland, Dec 31, 2017 27 vs. New England, Dec 17, 2017 26 vs. Cleveland, Dec 31, 2017 25 at Indianapolis, Nov 12, 2017 22 vs. New England, Dec 17, 2017</p> <p>Longest Kickoff Return 1 vs. Cleveland, Dec 31, 2017</p> <p>Kickoff Return TDs Most TDs 2 at N.Y. Giants, Sep 14, 2020 2 at Oakland, Dec 09, 2018 2 vs. Cleveland, Dec 31, 2017 1 at Atlanta, Sep 22, 2024 ...26 more at 1.</p> <p>Miscellaneous Tackles 2 vs. Jacksonville, Oct 08, 2017 1 vs. Washington, Nov 05, 2023 1 at Dallas, Oct 01, 2023 1 at Denver, Dec 11, 2022 ...11 more at 1.</p> <p>Longest Own Fumble Return 1 vs. L.A. Chargers, Dec 03, 2023</p>
--	--

SINGLE-GAME HIGHS - POSTSEASON: RUSHING/RECEIVING

<p>Receptions 13 vs. Cleveland, Jan 10, 2021 7 at Philadelphia, Feb 12, 2023 5 at Kansas City, Jan 16, 2022 3 vs. Jacksonville, Jan 14, 2018 2 vs. Jacksonville, Jan 21, 2023</p> <p>Receiving Yards 157 vs. Cleveland, Jan 10, 2021 53 at Philadelphia, Feb 12, 2023 29 vs. Jacksonville, Jan 21, 2023 26 at Kansas City, Jan 16, 2022 7 vs. Cincinnati, Jan 29, 2023</p> <p>Receiving Average 12.1 vs. Cleveland, Jan 10, 2021 7.6 at Philadelphia, Feb 12, 2023 5.2 at Kansas City, Jan 16, 2022 1.7 vs. Jacksonville, Jan 14, 2018</p> <p>Longest Receptions 33 vs. Cleveland, Jan 10, 2021 27 vs. Cleveland, Jan 10, 2021 25 vs. Cleveland, Jan 10, 2021 18 vs. Cleveland, Jan 10, 2021 16 vs. Jacksonville, Jan 21, 2023</p> <p>Receiving TDs 1 vs. Cleveland, Jan 10, 2021 1 vs. Jacksonville, Jan 14, 2018</p>	<p>All-Purpose Yards 157 vs. Cleveland, Jan 10, 2021 53 at Philadelphia, Feb 12, 2023 29 vs. Jacksonville, Jan 21, 2023 28 vs. Jacksonville, Jan 14, 2018 26 at Kansas City, Jan 16, 2022</p> <p>Kickoff Returns 1 vs. Jacksonville, Jan 14, 2018</p> <p>Kickoff Return Yards 23 vs. Jacksonville, Jan 14, 2018</p> <p>Longest Kickoff Return 23 vs. Jacksonville, Jan 14, 2018</p> <p>Most TDs 1 vs. Cleveland, Jan 10, 2021 1 vs. Jacksonville, Jan 14, 2018</p>
---	---



100-YARD RECEIVING GAMES (14): REGULAR SEASON

DATE	TEAM	NO.	YDS.	AVG.	LG	TD
10/29/17	at Lions	7	193	27.6	97t	1
12/17/17	PATRIOTS	6	114	19.0	69	0
12/31/17	BROWNS	9	143	15.9	46	1
09/09/18	at Browns	5	119	23.8	67	0
09/16/18	CHIEFS	13	121	9.3	21	1
09/24/18	at Buccaneers	9	116	12.9	43	0
10/14/18	at Bengals	7	111	15.9	29	0
11/18/18	at Jaguars	8	104	13.0	35	0
11/25/18	at Broncos	13	189	14.5	97t	1
12/09/18	at Raiders	8	130	16.3	43	2
12/23/18	at Saints	11	115	10.5	23	0
10/28/19	DOLPHINS	5	103	20.6	34	1
10/16/22	BILLS	5	113	22.6	42t	1
10/23/22	at 49ers	7	124	17.7	45t	1

100-YARD RECEIVING GAMES (1): POSTSEASON

DATE	TEAM	NO.	YDS.	AVG.	LG	TD
01/10/21	BROWNS	13	157	12.1	33	1

2017 GAME-BY-GAME REGULAR-SEASON STATISTICS (STEELERS)

DATE	OPPONENT	P/S	RECEIVING					RUSHING					W/L	SCORE
			NO.	YDS.	AVG.	LG	TD	NO.	YDS.	AVG.	LG	TD		
09/10	at Browns	S	0	0	0.0	0	0	0	0	0.0	0	0	W	21-18
09/17	Vikings	P	3	16	5.3	9	1	0	0	0.0	0	0	W	26-9
09/24	at Bears	P	2	39	19.5	25	0	0	0	0.0	0	0	L	17-23+
10/01	at Ravens	P	3	47	15.7	19	1	0	0	0.0	0	0	W	26-9
10/08	Jaguars	P	4	58	14.5	21	0	0	0	0.0	0	0	L	9-30
10/15	at Chiefs	P	3	32	10.7	15	0	0	0	0.0	0	0	W	19-13
10/22	Bengals	P	2	39	19.5	31t	1	0	0	0.0	0	0	W	29-14
10/29	at Lions	S	7	193	27.6	97t	1	0	0	0.0	0	0	W	20-15
11/12	at Colts	S	5	97	19.4	44	1	0	0	0.0	0	0	W	20-17
11/16	Titans	S	4	47	11.8	18	0	0	0	0.0	0	0	W	40-17
11/26	Packers												W	31-28
12/04	at Bengals	P	4	17	4.3	7	0	0	0	0.0	0	0	W	23-20
12/10	Ravens												W	39-38
12/17	Patriots	S	6	114	19.0	69	0	0	0	0.0	0	0	L	24-27
12/25	at Texans	S	6	75	12.5	49	1	0	0	0.0	0	0	W	34-6
12/31	Browns	S	9	143	15.9	46	1	0	0	0.0	0	0	W	28-24
2017 TOTALS		14-7	58	917	15.8	97T	7	0	0	0.0	0	0	13-3	

+ - Overtime

2018 GAME-BY-GAME REGULAR-SEASON STATISTICS (STEELERS)

DATE	OPPONENT	P/S	RECEIVING					RUSHING					W/L/T	SCORE
			NO.	YDS.	AVG.	LG	TD	NO.	YDS.	AVG.	LG	TD		
09/09	at Browns	P	5	119	23.8	67	0	0	0	0.0	0	0	T	21-21
09/16	Chiefs	S	13	121	9.3	21	1	0	0	0.0	0	0	L	37-42
09/24	at Buccaneers	S	9	116	12.9	43	0	0	0	0.0	0	0	W	30-27
09/30	Ravens	S	4	60	15.0	38	0	0	0	0.0	0	0	L	14-26
10/07	Falcons	S	4	34	8.5	18t	1	0	0	0.0	0	0	W	41-17
10/14	at Bengals	S	7	111	15.9	29	0	0	0	0.0	0	0	W	28-21
10/28	Browns	P	4	33	8.3	19	0	0	0	0.0	0	0	W	33-18
11/04	at Ravens	S	7	78	11.1	22	0	0	0	0.0	0	0	W	23-16
11/08	Panthers	S	3	90	30.0	75t	1	1	13	13.0	13	0	W	52-21
11/18	at Jaguars	S	8	104	13.0	35	0	0	0	0.0	0	0	W	20-16
11/25	at Broncos	S	13	189	14.5	97t	1	0	0	0.0	0	0	L	17-24
12/02	Chargers	S	6	49	8.2	16	0	0	0	0.0	0	0	L	30-33
12/09	at Raiders	P	8	130	16.3	43	2	0	0	0.0	0	0	L	21-24
12/16	Patriots	S	4	40	10.0	22	0	0	0	0.0	0	0	W	17-10
12/23	at Saints	S	11	115	10.5	23	0	0	0	0.0	0	0	L	28-31
12/30	Bengals	S	5	37	7.4	12	1	0	0	0.0	0	0	W	16-13
2018 TOTALS		16-13	111	1,426	12.8	97T	7	1	13	13.0	13	0	9-6-1	



2019 GAME-BY-GAME REGULAR-SEASON STATISTICS (STEELERS)

DATE	OPPONENT	P/S	RECEIVING					RUSHING					W/L	SCORE
			NO.	YDS.	AVG.	LG	TD	NO.	YDS.	AVG.	LG	TD		
09/08	at Patriots	S	6	78	13.0	26	0	0	0	0.0	0	0	L	3-33
09/15	Seahawks	S	5	84	16.8	45	0	0	0	0.0	0	0	L	26-28
09/22	at 49ers	S	3	81	27.0	76t	1	0	0	0.0	0	0	L	20-24
09/30	Bengals	S	3	15	5.0	9	0	0	0	0.0	0	0	W	27-3
10/06	Ravens	S	7	75	10.7	35t	1	0	0	0.0	0	0	L	23-26+
10/13	at Chargers	S	1	7	7.0	7	0	0	0	0.0	0	0	W	24-17
10/28	Dolphins	S	5	103	20.6	34	1	0	0	0.0	0	0	W	27-14
11/03	Colts	S	3	16	5.3	12	0	0	0	0.0	0	0	W	26-24
11/10	Rams	S	3	44	14.7	20	0	0	0	0.0	0	0	W	17-12
11/14	at Browns	S	2	21	10.5	16	0	0	0	0.0	0	0	L	7-21
11/24	at Bengals												W	16-10
12/01	Browns												W	20-13
12/08	at Cardinals												W	23-17
12/15	Bills												L	10-17
12/22	at Jets	S	2	22	11.0	14	0	0	0	0.0	0	0	L	10-16
12/29	at Ravens	S	2	6	3.0	11	0	0	0	0.0	0	0	L	10-28
2019 TOTALS		12-12	42	552	13.1	76T	3	0	0	0.0	0	0	8-8	

+ - Overtime

2020 GAME-BY-GAME REGULAR-SEASON STATISTICS (STEELERS)

DATE	OPPONENT	P/S	RECEIVING					RUSHING					W/L	SCORE
			NO.	YDS.	AVG.	LG	TD	NO.	YDS.	AVG.	LG	TD		
09/14	at Giants	S	6	69	11.5	17	2	0	0	0.0	0	0	W	26-16
09/20	Broncos	S	7	48	6.9	18	0	0	0	0.0	0	0	W	26-21
09/27	Texans	S	4	43	10.8	26t	1	0	0	0.0	0	0	W	28-21
10/11	Eagles	S	4	28	7.0	14	0	0	0	0.0	0	0	W	38-29
10/18	Browns	S	2	6	3.0	5	0	0	0	0.0	0	0	W	38-7
10/25	at Titans	S	9	85	9.4	28	0	0	0	0.0	0	0	W	27-24
11/01	at Ravens	S	7	67	9.6	24	0	0	0	0.0	0	0	W	28-24
11/08	at Cowboys	S	6	93	15.5	31t	1	0	0	0.0	0	0	W	24-19
11/15	Bengals	S	9	77	8.6	24	1	0	0	0.0	0	0	W	36-10
11/22	at Jaguars	S	4	19	4.8	9	0	0	0	0.0	0	0	W	27-3
12/02	Ravens	S	8	37	4.6	11	1	0	0	0.0	0	0	W	19-14
12/07	Football Team	P	7	28	4.0	9	0	0	0	0.0	0	0	L	17-23
12/13	at Bills	S	6	55	9.2	20	1	0	0	0.0	0	0	L	15-26
12/21	at Bengals	S	3	15	5.0	21	0	0	0	0.0	0	0	L	17-27
12/27	Colts	S	9	96	10.7	25t	1	0	0	0.0	0	0	W	28-24
01/03	at Browns	P	6	65	10.8	26	1	0	0	0.0	0	0	L	22-24
2020 TOTALS		16-14	97	831	8.6	31T	9	0	0	0.0	0	0	12-4	

2021 GAME-BY-GAME REGULAR-SEASON STATISTICS (STEELERS)

DATE	OPPONENT	P/S	RECEIVING					RUSHING					W/L/T	SCORE
			NO.	YDS.	AVG.	LG	TD	NO.	YDS.	AVG.	LG	TD		
09/12	at Bills	S	4	52	13.0	24	0	0	0	0.0	0	0	W	23-16
09/19	Raiders	S	6	41	6.8	17	0	1	3	3.0	3t	1	L	17-26
09/26	Bengals	S	3	25	8.3	16	0	0	0	0.0	0	0	L	10-24
10/03	at Packers	S	2	11	5.5	9	0	0	0	0.0	0	0	L	17-27
10/10	Broncos	S	0	0	0.0	0	0	2	6	3.0	3	0	W	27-19
10/17	Seahawks												W	23-20+
10/31	at Browns												W	15-10
11/08	Bears												W	29-27
11/14	Lions												T	16-16
11/21	at Chargers												L	37-41
11/28	at Bengals												L	10-41
12/05	Ravens												W	20-19
12/09	at Vikings												L	28-36
12/19	Titans												W	19-13
12/26	at Chiefs												L	10-36
01/03	Browns												W	26-14
01/09	at Ravens												W	16-13+
2021 TOTALS		5-5	15	129	8.6	24	0	3	9	3.0	3T	1	9-7-1	

+ - Overtime



2022 GAME-BY-GAME REGULAR-SEASON STATISTICS (CHIEFS)

DATE	OPPONENT	P/S	RECEIVING					RUSHING					W/L	SCORE
			NO.	YDS.	AVG.	LG	TD	NO.	YDS.	AVG.	LG	TD		
09/11	at Cardinals	S	6	79	13.2	20	0	0	0	0.0	0	0	W	44-21
09/15	Chargers	S	3	10	3.3	4	0	0	0	0.0	0	0	W	27-24
09/25	at Colts	S	5	89	17.8	53	0	0	0	0.0	0	0	L	17-20
10/02	at Buccaneers	S	5	46	9.2	19	0	0	0	0.0	0	0	W	41-31
10/10	Raiders	S	3	33	11.0	13	0	0	0	0.0	0	0	W	30-29
10/16	Bills	S	5	113	22.6	42t	1	0	0	0.0	0	0	L	20-24
10/23	at 49ers	S	7	124	17.7	45t	1	0	0	0.0	0	0	W	44-23
11/06	Titans	S	10	88	8.8	17	0	0	0	0.0	0	0	W	20-17+
11/13	Jaguars	S	2	33	16.5	25	0	0	0	0.0	0	0	W	27-17
11/20	at Chargers						INACTIVE						W	30-27
11/27	Rams	P	3	38	12.7	15	0	0	0	0.0	0	0	W	26-10
12/04	at Bengals	S	3	35	11.7	18	0	0	0	0.0	0	0	L	24-27
12/11	at Broncos	S	9	74	8.2	20	1	0	0	0.0	0	0	W	34-28
12/18	at Texans	S	10	88	8.8	19	0	0	0	0.0	0	0	W	30-24+
12/24	Seahawks	P	3	27	9.0	13	0	0	0	0.0	0	0	W	24-10
01/01	Broncos	S	2	21	10.5	11	0	0	0	0.0	0	0	W	27-24
01/07	at Raiders	S	2	35	17.5	28	0	0	0	0.0	0	0	W	31-13
2022 TOTALS		16-14	78	933	12.0	53	3	0	0	0.0	0	0	14-3	

+ - Overtime

2023 GAME-BY-GAME REGULAR-SEASON STATISTICS (PATRIOTS)

DATE	OPPONENT	P/S	RECEIVING					RUSHING					W/L	SCORE
			NO.	YDS.	AVG.	LG	TD	NO.	YDS.	AVG.	LG	TD		
09/10	Eagles	S	4	33	8.3	15	0	0	0	0.0	0	0	L	20-25
09/17	Dolphins	P	5	28	5.6	12	0	0	0	0.0	0	0	L	17-24
09/24	at Jets	S	1	5	5.0	5	0	0	0	0.0	0	0	W	15-10
10/01	at Cowboys	P	1	14	14.0	14	0	0	0	0.0	0	0	L	3-38
10/08	Saints	S	3	6	2.0	3	0	0	0	0.0	0	0	L	0-34
10/15	at Raiders						INACTIVE						L	17-21
10/22	Bills						INACTIVE						W	29-25
10/29	at Dolphins	P	1	3	3.0	3t	1	0	0	0.0	0	0	L	17-31
11/05	Commanders	P	6	51	8.5	20	0	0	0	0.0	0	0	L	17-20
11/12	Colts	S	1	9	9.0	9	0	0	0	0.0	0	0	L	6-10
11/26	at Giants	S	2	10	5.0	5	0	0	0	0.0	0	0	L	7-10
12/03	Chargers	S	1	11	11.0	11	0	0	0	0.0	0	0	L	0-6
12/07	at Steelers	S	4	90	22.5	37	0	0	0	0.0	0	0	W	21-18
12/17	Chiefs						INACTIVE						L	17-27
12/24	at Broncos						INACTIVE						W	26-23
12/31	at Bills						DID NOT PLAY						L	21-27
01/07	Jets						DID NOT PLAY						L	3-17
2023 TOTALS		11-7	29	260	9.0	37	1	0	0	0.0	0	0	4-13	

2024 GAME-BY-GAME REGULAR-SEASON STATISTICS (CHIEFS)

DATE	OPPONENT	P/S	RECEIVING					RUSHING					W/L	SCORE
			NO.	YDS.	AVG.	LG	TD	NO.	YDS.	AVG.	LG	TD		
09/05	Ravens	S	0	0	0.0	0	0	0	0	0.0	0	0	W	27-20
09/15	Bengals	P	0	0	0.0	0	0	0	0	0.0	0	0	W	26-25
09/22	at Falcons	P	2	17	8.5	13t	1	0	0	0.0	0	0	W	22-17
2024 TOTALS		3-1	2	17	8.5	13T	1	0	0	0.0	0	0	3-0	

2017 GAME-BY-GAME POSTSEASON STATISTICS (STEELERS)

DATE	OPPONENT	P/S	RECEIVING					RUSHING					W/L	SCORE
			NO.	YDS.	AVG.	LG	TD	NO.	YDS.	AVG.	LG	TD		
01/14	Jaguars	S	3	5	1.7	4t	1	0	0	0.0	0	0	L	42-45
2017 TOTALS		1-1	3	5	1.7	4T	1	0	0	0.0	0	0	0-1	

2020 GAME-BY-GAME POSTSEASON STATISTICS (STEELERS)

DATE	OPPONENT	P/S	RECEIVING					RUSHING					W/L	SCORE
			NO.	YDS.	AVG.	LG	TD	NO.	YDS.	AVG.	LG	TD		
01/10	Browns	S	13	157	12.1	33	1	0	0	0.0	0	0	L	37-48
2020 TOTALS		1-1	13	157	12.1	33	1	0	0	0.0	0	0	0-1	

2021 GAME-BY-GAME POSTSEASON STATISTICS (STEELERS)

DATE	OPPONENT	P/S	RECEIVING					RUSHING					W/L	SCORE
			NO.	YDS.	AVG.	LG	TD	NO.	YDS.	AVG.	LG	TD		
01/16	at Chiefs	S	5	26	5.2	7	0	0	0	0.0	0	0	L	21-42
2021 TOTALS		1-1	5	26	5.2	7	0	0	0	0.0	0	0	0-1	

2022 GAME-BY-GAME POSTSEASON STATISTICS (CHIEFS)


DATE	OPPONENT	P/S	RECEIVING					RUSHING					W/L	SCORE
			NO.	YDS.	AVG.	LG	TD	NO.	YDS.	AVG.	LG	TD		
01/21	Jaguars	S	2	29	14.5	16	0	0	0	0.0	0	0	W	27-20
01/29	Bengals	P	1	7	7.0	7	0	0	0	0.0	0	0	W	23-20
02/12	at Eagles	S	7	53	7.6	14	0	0	0	0.0	0	0	W	38-35
2022 TOTALS		3-2	10	89	8.9	16	0	0	0	0.0	0	0	3-0	





CARSON STEELE

FULLBACK #42
UCLA



ROOKIE

HEIGHT: 6'0"
WEIGHT: 228 LBS
DRAFTED: CFA-24
BIRTHDAY: 10/1/02

- Steele enters his first season with the Chiefs in 2024.
- Originally entered the NFL as an undrafted free agent with the Kansas City Chiefs in 2024.

Transactions: Originally entered the NFL as an undrafted free agent with the Kansas City Chiefs in 2024.

COLLEGE

Played in 12 games with nine starts during his sole season at UCLA ... Totaled 167 rushes for 847 yards and six touchdowns ... Averaged 5.1 yards per carry ... Added on 17 receptions for 163 yards and two touchdowns ... Played two seasons at Ball State (2021-22) ... Started all 12 games in 2022 ... Had nine 100+ yard games in 2022 and 12 during his time at Ball State ... Rushed for 14 touchdowns in 2022 ... His 1,556 rushing yards ranked ninth nationally and topped the MAC ... In 2021, played in all 13 games as a true freshman ... Totaled 891 rushing yards and six touchdowns ... Added 157 receiving yards on 12 catches and a touchdown reception ... One of just seven true freshman to eclipse 1,000 all-purpose yards ... One of four true freshman in the country to rush for a touchdown in six games during the 2021 season.

PERSONAL

- Four-year letterwinner at Center Grove High School.
- Named Indiana's Mr. Football in 2020.
- Was an All-State selection.
- Rushed for 1,659 yards and 31 touchdowns his senior season.
- Helped Center Grove to an undefeated season and Class 6A State Championship his senior year.
- Broke 16 Center Grove single-season or career records.
- Earned All-Conference and Johnson County Player of the Year honors and was a team captain.

CARSON STEELE'S NFL REGULAR SEASON RUSHING/RECEIVING STATISTICS

DATE	TEAM	RUSHING							RECEIVING				
		GP	GS	NO.	YDS.	AVG.	LG	TD	NO.	YDS.	AVG.	LG	TD
2024	Chiefs	3	1	26	99	3.8	9	0	1	2	2.0	2	0
NFL TOTALS		3	1	26	99	3.8	9	0	1	2	2.0	2	0

CARSON STEELE'S NFL REGULAR SEASON RETURN STATISTICS

DATE	TEAM	KICKOFF RETURNS					PUNT RETURNS					
		RET.	YDS.	AVG.	LG	TD	NO.	FC	YDS.	AVG.	LG	TD
2024	Chiefs	1	28	28.0	28	0	0	0	0	0.0	0	0
NFL TOTALS		1	28	28.0	28	0	0	0	0	0.0	0	0



SINGLE-GAME HIGHS: RUSHING/RECEIVING

Rush Attempts 17 at Atlanta, Sep 22, 2024
 7 vs. Cincinnati, Sep 15, 2024
 2 vs. Baltimore, Sep 05, 2024

Rushing Yards 72 at Atlanta, Sep 22, 2024
 24 vs. Cincinnati, Sep 15, 2024
 3 vs. Baltimore, Sep 05, 2024

Rushing Average 4.2 at Atlanta, Sep 22, 2024
 3.4 vs. Cincinnati, Sep 15, 2024

Longest Runs 9 at Atlanta, Sep 22, 2024
 9 at Atlanta, Sep 22, 2024
 9 vs. Cincinnati, Sep 15, 2024
 8 at Atlanta, Sep 22, 2024
 7 at Atlanta, Sep 22, 2024
 ...1 more at 7.

Longest Receptions 2 at Atlanta, Sep 22, 2024

All-Purpose Yards 74 at Atlanta, Sep 22, 2024
 31 vs. Baltimore, Sep 05, 2024
 24 vs. Cincinnati, Sep 15, 2024

Longest Kickoff Return Scrimmage Yards 28 vs. Baltimore, Sep 05, 2024
 74 at Atlanta, Sep 22, 2024
 24 vs. Cincinnati, Sep 15, 2024
 3 vs. Baltimore, Sep 05, 2024

2024 GAME-BY-GAME REGULAR-SEASON STATISTICS (CHIEFS)

DATE	OPPONENT	P/S	RUSHING					RECEIVING					W/L	SCORE	
			NO.	YDS.	AVG.	LG	TD	NO.	YDS.	AVG.	LG	TD			
09/05	Ravens	P	2	3	1.5	5	0	0	0	0.0	0	0	0	W	27-20
09/15	Bengals	P	7	24	3.4	9	0	0	0	0.0	0	0	0	W	26-25
09/22	at Falcons	S	17	72	4.2	9	0	1	2	2.0	2	0	0	W	22-17
2024 TOTALS		3-1	26	99	3.8	9	0	1	2	2.0	2	0	3-0		





KINGSLEY SUAMATAIA

TACKLE #76
BYU



ROOKIE

HEIGHT: 6'4"
WEIGHT: 326 LBS
DRAFTED: D2-24
BIRTHDAY: 1/18/03

- 👁️ Suamataia enters his first season with the Chiefs in 2024.
- 👁️ Originally entered the NFL as a second-round pick (63rd overall) by the Kansas City Chiefs in the 2024 NFL Draft.

Transactions: Originally entered the NFL as a second-round pick (63rd overall) by the Kansas City Chiefs in the 2024 NFL Draft.

COLLEGE

Played two seasons for BYU, starting in 11 games for the Cougars at left tackle ... Played in 12 games (two starts) in 2023 ... Was second-team All Big 12 in 2023 ... Missed the season finale due to injury ... Started 12 games for BYU in 2022 ... Played one season for Oregon (2021) and redshirted his freshman season after playing in two games.

PERSONAL

- 👁️ Rated a five-star recruit in the 2021 class.
- 👁️ Consensus top-40 overall prospect by Rivals (no. 23), 247Sports (no. 36).
- 👁️ Helped Orem High School win four-consecutive state championships (2017-20).
- 👁️ Led Orem High School to a 16-0 state playoff record.

KINGSLEY SUAMATAIA'S NFL REGULAR SEASON STATISTICS

DATE	TEAM	GP	GS
2024	Chiefs	3	2
NFL TOTALS		3	2

2024 GAME-BY-GAME REGULAR-SEASON STATISTICS (CHIEFS)

DATE	OPPONENT	P/S	W/L	SCORE
09/05	Ravens	S	W	27-20
09/15	Bengals	S	W	26-25
09/22	at Falcons	P	W	22-17
2024 TOTALS		3-2	3-0	






JAWAAN TAYLOR



TACKLE #74
FLORIDA



6TH YEAR IN THE NFL

2ND YEAR WITH THE CHIEFS

HEIGHT: 6'5"
WEIGHT: 330 LBS
DRAFTED: FA-23
BIRTHDAY: 11/25/97

- 👁️ Taylor enters his second season with the Chiefs in 2024.
- 👁️ Originally entered the NFL as a second-round pick (35th overall) by the Jacksonville Jaguars in the 2019 NFL Draft.

Career Highlights:

- 👁️ Surpassed 3,000 consecutive snaps played in Week 15 of the 2021 season while playing Houston.
- 👁️ Part of an offensive line in 2020 that helped rookie RB James Robinson tally the most scrimmage yards (1,414) and the second-most rushing yards (1,070) by an undrafted rookie in NFL history.
- 👁️ In 2019, started in all 16 games, becoming the first Jaguars rookie on offense to start in all 16 games since OL Maurice Williams in 2001.
- 👁️ Part of an offensive line in 2019 that helped RB Leonard

Fournette gain 1,674 yards from scrimmage. Fournette became the only Jaguars player since 2011 to post at least 1,500 scrimmage yards in a single season.

Postseason Career Highlights:

- 👁️ Did not allow a sack on QB Patrick Mahomes through the first two games of the 2023 Playoffs including the Wild Card Game against Miami and the Divisional Round Game in Buffalo en route to the team's Super Bowl LVIII victory over the 49ers.

Transactions

Signed by Kansas City (3/16/23) ... Originally entered the NFL as a second-round pick (35th overall) by the Jacksonville Jaguars in the 2019 NFL Draft.

COLLEGE

Did not miss a game in his three-year career for the Gators, playing in all 37 games with 35 starts (33 at right tackle, two at left tackle) ... Was part of a Gator offensive line in 2018 that allowed 18 sacks, the 20th-fewest in the NCAA and third-fewest in the SEC, garnering second-team All-SEC accolades from Athlon Sports ... Declared for the NFL Draft following his junior season.

PERSONAL

- 👁️ Attended Cocoa (Fla.) High School.
- 👁️ Member of the 2015 Florida Class 4A first-team All-State.
- 👁️ As a senior, helped his team to a 10-3 record and reach the Class 4A State Semifinals.
- 👁️ Son of Robert and Wendy Taylor.
- 👁️ Learned to play the drums in church.
- 👁️ Avid fisherman and caught a 400 lb. goliath grouper while fishing in 2020.

JAWAAN TAYLOR'S NFL REGULAR SEASON STATISTICS

DATE	TEAM	GP	GS
2019	Jaguars	16	16
2020	Jaguars	16	16
2021	Jaguars	17	17
2022	Jaguars	17	17
2023	Chiefs	17	17
2024	Chiefs	3	3
NFL TOTALS		86	86

JAWAAN TAYLOR'S NFL POSTSEASON STATISTICS

DATE	TEAM	GP	GS
2022	Jaguars	2	2
2023	Chiefs	4	4
NFL TOTALS		6	6



2019 GAME-BY-GAME REGULAR-SEASON STATISTICS (JAGUARS)

DATE	OPPONENT	P/S	W/L	SCORE
09/08	Chiefs	S	L	26-40
09/15	at Texans	S	L	12-13
09/19	Titans	S	W	20-7
09/29	at Broncos	S	W	26-24
10/06	at Panthers	S	L	27-34
10/13	Saints	S	L	6-13
10/20	at Bengals	S	W	27-17
10/27	Jets	S	W	29-15
11/03	Texans	S	L	3-26
11/17	at Colts	S	L	13-33
11/24	at Titans	S	L	20-42
12/01	Buccaneers	S	L	11-28
12/08	Chargers	S	L	10-45
12/15	at Raiders	S	W	20-16
12/22	at Falcons	S	L	12-24
12/29	Colts	S	W	38-20
2019 TOTALS		16-16	6-10	

2020 GAME-BY-GAME REGULAR-SEASON STATISTICS (JAGUARS)

DATE	OPPONENT	P/S	W/L	SCORE
09/13	Colts	S	W	27-20
09/20	at Titans	S	L	30-33
09/24	Dolphins	S	L	13-31
10/04	at Bengals	S	L	25-33
10/11	at Texans	S	L	14-30
10/18	Lions	S	L	16-34
10/25	at Chargers	S	L	29-39
11/08	Texans	S	L	25-27
11/15	at Packers	S	L	20-24
11/22	Steelers	S	L	3-27
11/29	Browns	S	L	25-27
12/06	at Vikings	S	L	24-27+
12/13	Titans	S	L	10-31
12/20	at Ravens	S	L	14-40
12/27	Bears	S	L	17-41
01/03	at Colts	S	L	14-28
2020 TOTALS		16-16	1-15	

+ - Overtime

2021 GAME-BY-GAME REGULAR-SEASON STATISTICS (JAGUARS)

DATE	OPPONENT	P/S	W/L	SCORE
09/12	at Texans	S	L	21-37
09/19	Broncos	S	L	13-23
09/26	Cardinals	S	L	19-31
09/30	at Bengals	S	L	21-24
10/10	Titans	S	L	19-37
10/17	Dolphins	S	W	23-20
10/31	at Seahawks	S	L	7-31
11/07	Bills	S	W	9-6
11/14	at Colts	S	L	17-23
11/21	49ers	S	L	10-30
11/28	Falcons	S	L	14-21
12/05	at Rams	S	L	7-37
12/12	at Titans	S	L	0-20
12/19	Texans	S	L	16-30
12/26	at Jets	S	L	21-26
01/02	at Patriots	S	L	10-50
01/09	Colts	S	W	26-11
2021 TOTALS		17-17	3-14	



2022 GAME-BY-GAME REGULAR-SEASON STATISTICS (JAGUARS)

DATE	OPPONENT	P/S	W/L	SCORE
09/11	at Commanders	S	L	22-28
09/18	Colts	S	W	24-0
09/25	at Chargers	S	W	38-10
10/02	at Eagles	S	L	21-29
10/09	Texans	S	L	6-13
10/16	at Colts	S	L	27-34
10/23	Giants	S	L	17-23
10/30	Broncos	S	L	17-21
11/06	Raiders	S	W	27-20
11/13	at Chiefs	S	L	17-27
11/27	Ravens	S	W	28-27
12/04	at Lions	S	L	14-40
12/11	at Titans	S	W	36-22
12/18	Cowboys	S	W	40-34+
12/22	at Jets	S	W	19-3
01/01	at Texans	S	W	31-3
01/07	Titans	S	W	20-16
2022 TOTALS		17-17	9-8	

+ - Overtime

2023 GAME-BY-GAME REGULAR-SEASON STATISTICS (CHIEFS)

DATE	OPPONENT	P/S	W/L	SCORE
09/07	Lions	S	L	20-21
09/17	at Jaguars	S	W	17-9
09/24	Bears	S	W	41-10
10/01	at Jets	S	W	23-20
10/08	at Vikings	S	W	27-20
10/12	Broncos	S	W	19-8
10/22	Chargers	S	W	31-17
10/29	at Broncos	S	L	9-24
11/05	Dolphins	S	W	21-14
11/20	Eagles	S	L	17-21
11/26	at Raiders	S	W	31-17
12/03	at Packers	S	L	19-27
12/10	Bills	S	L	17-20
12/17	at Patriots	S	W	27-17
12/25	Raiders	S	L	14-20
12/31	Bengals	S	W	25-17
01/07	at Chargers	S	W	13-12
2023 TOTALS		17-17	11-6	

2024 GAME-BY-GAME REGULAR-SEASON STATISTICS (CHIEFS)

DATE	OPPONENT	P/S	W/L	SCORE
09/05	Ravens	S	W	27-20
09/15	Bengals	S	W	26-25
09/22	at Falcons	S	W	22-17
2024 TOTALS		3-3	3-0	

2022 GAME-BY-GAME POSTSEASON STATISTICS (JAGUARS)

DATE	OPPONENT	P/S	W/L	SCORE
01/14	Chargers	S	W	31-30
01/21	at Chiefs	S	L	20-27
2022 TOTALS		2-2	1-1	

2023 GAME-BY-GAME POSTSEASON STATISTICS (CHIEFS)

DATE	OPPONENT	P/S	W/L	SCORE
01/13	Dolphins	S	W	26-7
01/21	at Bills	S	W	27-24
01/28	at Ravens	S	W	17-10
02/11	49ers	S	W	25-22+
2023 TOTALS		4-4	4-0	

+ - Overtime





CAMERON THOMAS

DEFENSIVE END #99
SAN DIEGO STATE



3RD YEAR IN THE NFL

1ST YEAR WITH THE CHIEFS

HEIGHT: 6'4"
WEIGHT: 267 LBS
DRAFTED: T (AZ) - 24
BIRTHDAY: 7/1/00

- Thomas enters his first season with the Chiefs in 2024.
- Originally entered the NFL as a third-round pick (87th overall) by the Arizona Cardinals.
- Was acquired via trade with the Arizona Cardinals.

Transactions: Traded to the Kansas City Chiefs (8/27/24)
... Originally entered the NFL as a third-round pick (87th overall) by the Arizona Cardinals.

COLLEGE

Played four years for San Diego State (2018-21) ... In three seasons (2019-21), Thomas was a three-time first-team All-Mountain West Conference selection and All-American honoree ... Played 36 games (34 starts) and totaled 155 tackles, 21.0 sacks, 39.0 tackles for loss, three passes defended and a forced fumble ... Led the Mountain West in sacks (11.5) and was second in tackles for loss (20.5) in 2021 ... In 2020, switched from DT to DE after the first four games ... as a freshman in 2019, was the only freshman in the conference to earn first-team All-Mountain West Conference honors after starting 12-of-13 games at DT and totaling 49 tackles, 9.0 tackles for loss, 5.5 sacks, two passes defended and 13 QB hurries ... played in one game during his redshirt season in 2018.

PERSONAL

- Attended Carlsbad (Calif.) High School where he recorded 88 tackles, five tackles for loss, 9.5 sacks, a pass defended and a fumble recovery over his final two seasons.
- Also played tight end, totaling 22 receptions for 294 yards and four touchdowns.
- Majored in social science.
- Thomas and his brother, Zachary, both starred at San Diego State and were both selected in the 2022 NFL Draft.

CAMERON THOMAS' NFL REGULAR SEASON DEFENSIVE STATISTICS

DATE	TEAM	GP	GS	TACKLES							INTERCEPTIONS					O. FUMB				ST				MISC						
				TK	S	A	TFL	YDS	SK	YDS	QBH	NO	YDS	LG	TD	PD	FF	FR	TD	YDS	TK	S	A	FF	FR	S	A			
2022	Cardinals	17	0	18	7	11	3	12	3.0	12.0	6	0	0	0	0	1	0	0	0	0	0	0	0	0	0	0	0	0	0	0
2023	Cardinals	15	3	21	12	9	3	7	0.0	0.0	1	0	0	0	0	1	0	1	1	2	1	1	0	0	0	0	0	0	0	
2024	Cardinals	0	0	0	0	0	0	0	0.0	0.0	0	0	0	0	0	0	0	0	0	0	0	0	0	0	0	0	0	0	0	
NFL TOTALS		32	3	39	19	20	6	19	3.0	12.0	7	0	0	0	0	2	0	1	1	2	1	1	0	0	0	0	0	0	0	



SINGLE-GAME HIGHS: DEFENSIVE

Total Tackles	5 at Atlanta, Jan 01, 2023 4 at Cleveland, Nov 05, 2023 3 at Chicago, Dec 24, 2023 3 vs. Philadelphia, Oct 09, 2022 2 at Seattle, Oct 22, 2023 ...4 more at 2.	Fumble Recoveries	1 at Washington, Sep 10, 2023
Solo Tackles	3 at Chicago, Dec 24, 2023 3 at Cleveland, Nov 05, 2023 2 vs. Dallas, Sep 24, 2023 1 at San Francisco, Oct 01, 2023 1 vs. N.Y. Giants, Sep 17, 2023 ...7 more at 1.	Tackles For Loss	1 at Cleveland, Nov 05, 2023 1 at San Francisco, Oct 01, 2023 1 vs. Dallas, Sep 24, 2023 ...3 more at 1.
Sacks	1.0 at San Francisco, Jan 08, 2023 1.0 vs. L.A. Chargers, Nov 27, 2022 1.0 at Seattle, Oct 16, 2022	Special Teams Tackles	1 at Seattle, Oct 22, 2023
Passes Defensed	1 at Washington, Sep 10, 2023 1 vs. New England, Dec 12, 2022		

2022 GAME-BY-GAME REGULAR-SEASON STATISTICS (CARDINALS)

DATE	OPPONENT	P/S	TACKLES							INTERCEPTIONS					O. FUMB				ST				MISC		W/L	SCORE	
			TK	S	A	SK	YDS	TFL	YDS	QBH	NO	YDS	LG	TD	PD	FF	FR	TD	YDS	TK	S	A	FF	FR			S
09/11	Chiefs	P	1	0	1	0.0	0.0	0	0	0	0	0	0	0	0	0	0	0	0	0	0	0	0	0	0	L	21-44
09/18	at Raiders	P	0	0	0	0.0	0.0	0	0	0	0	0	0	0	0	0	0	0	0	0	0	0	0	0	0	W	29-23+
09/25	Rams	P	1	0	1	0.0	0.0	0	0	0	0	0	0	0	0	0	0	0	0	0	0	0	0	0	L	12-20	
10/02	at Panthers	P	1	0	1	0.0	0.0	0	0	0	0	0	0	0	0	0	0	0	0	0	0	0	0	0	W	26-16	
10/09	Eagles	P	3	0	3	0.0	0.0	0	0	0	0	0	0	0	0	0	0	0	0	0	0	0	0	0	L	17-20	
10/16	at Seahawks	P	2	1	1	1.0	6.0	1	6	1	0	0	0	0	0	0	0	0	0	0	0	0	0	0	L	9-19	
10/20	Saints	P	1	1	0	0.0	0.0	0	0	0	0	0	0	0	0	0	0	0	0	0	0	0	0	0	W	42-34	
10/30	at Vikings	P	0	0	0	0.0	0.0	0	0	0	0	0	0	0	0	0	0	0	0	0	0	0	0	0	L	26-34	
11/06	Seahawks	P	1	1	0	0.0	0.0	0	0	0	0	0	0	0	0	0	0	0	0	0	0	0	0	0	L	21-31	
11/13	at Rams	P	0	0	0	0.0	0.0	0	0	0	0	0	0	0	0	0	0	0	0	0	0	0	0	0	W	27-17	
11/21	49ers	P	0	0	0	0.0	0.0	0	0	0	1	0	0	0	0	0	0	0	0	0	0	0	0	0	L	10-38	
11/27	Chargers	P	1	1	0	1.0	3.0	1	3	1	0	0	0	0	0	0	0	0	0	0	0	0	0	0	L	24-25	
12/12	Patriots	P	0	0	0	0.0	0.0	0	0	0	0	0	0	0	1	0	0	0	0	0	0	0	0	0	L	13-27	
12/18	at Broncos	P	0	0	0	0.0	0.0	0	0	0	0	0	0	0	0	0	0	0	0	0	0	0	0	0	L	15-24	
12/25	Buccaneers	P	1	1	0	0.0	0.0	0	0	2	0	0	0	0	0	0	0	0	0	0	0	0	0	0	L	16-19+	
01/01	at Falcons	P	5	1	4	0.0	0.0	0	0	0	0	0	0	0	0	0	0	0	0	0	0	0	0	0	L	19-20	
01/08	at 49ers	P	1	1	0	1.0	3.0	1	3	1	0	0	0	0	0	0	0	0	0	0	0	0	0	0	L	13-38	
2022 TOTALS			17-0	18	7	11	3.0	12.0	3	12	6	0	0	0	0	1	0	0	0	0	0	0	0	0	0	4-13	

+ - Overtime

2023 GAME-BY-GAME REGULAR-SEASON STATISTICS (CARDINALS)

DATE	OPPONENT	P/S	TACKLES							INTERCEPTIONS					O. FUMB				ST				MISC		W/L	SCORE	
			TK	S	A	SK	YDS	TFL	YDS	QBH	NO	YDS	LG	TD	PD	FF	FR	TD	YDS	TK	S	A	FF	FR			S
09/10	at Commanders	P	1	0	1	0.0	0.0	0	0	0	0	0	0	0	1	0	1	1	2	0	0	0	0	0	0	L	16-20
09/17	Giants	S	1	1	0	0.0	0.0	0	0	0	0	0	0	0	0	0	0	0	0	0	0	0	0	0	0	L	28-31
09/24	Cowboys	P	2	2	0	0.0	0.0	1	2	0	0	0	0	0	0	0	0	0	0	0	0	0	0	0	W	28-16	
10/01	at 49ers	P	1	1	0	0.0	0.0	1	2	0	0	0	0	0	0	0	0	0	0	0	0	0	0	0	L	16-35	
10/08	Bengals	P	2	2	0	0.0	0.0	0	0	1	0	0	0	0	0	0	0	0	0	0	0	0	0	0	L	20-34	
10/15	at Rams	S	2	0	2	0.0	0.0	0	0	0	0	0	0	0	0	0	0	0	0	0	0	0	0	0	L	9-26	
10/22	at Seahawks	P	2	0	2	0.0	0.0	0	0	0	0	0	0	0	0	0	0	0	0	1	1	0	0	0	L	10-20	
10/29	Ravens	P	1	0	1	0.0	0.0	0	0	0	0	0	0	0	0	0	0	0	0	0	0	0	0	0	L	24-31	
11/05	at Browns	P	4	3	1	0.0	0.0	1	3	0	0	0	0	0	0	0	0	0	0	0	0	0	0	0	L	0-27	
11/12	Falcons	P	1	0	1	0.0	0.0	0	0	0	0	0	0	0	0	0	0	0	0	0	0	0	0	0	W	25-23	
11/19	at Texans	P	1	0	1	0.0	0.0	0	0	0	0	0	0	0	0	0	0	0	0	0	0	0	0	0	L	16-21	
11/26	Rams	P	0	0	0	0.0	0.0	0	0	0	0	0	0	0	0	0	0	0	0	0	0	0	0	0	L	14-37	
12/03	at Steelers	P	0	0	0	0.0	0.0	0	0	0	0	0	0	0	0	0	0	0	0	0	0	0	0	0	W	24-10	
12/17	49ers	P	0	0	0	0.0	0.0	0	0	0	0	0	0	0	0	0	0	0	0	0	0	0	0	0	L	29-45	
12/24	at Bears	S	3	3	0	0.0	0.0	0	0	0	0	0	0	0	0	0	0	0	0	0	0	0	0	0	L	16-27	
12/31	at Eagles																								W	35-31	
01/07	Seahawks																								L	20-21	
2023 TOTALS			15-3	21	12	9	0.0	0.0	3	7	1	0	0	0	0	1	0	1	1	2	1	1	0	0	0	4-13	

CAMERON THOMAS' COLLEGE DEFENSIVE STATISTICS

DATE	TEAM	GP	GS	TACKLES							INTERCEPTIONS					O. FUMB				ST				MISC		
				TK	S	A	TFL	YDS	SK	YDS	QBH	NO	YDS	LG	TD	PD	FF	FR	TD	YDS	TK	S	A	FF	FR	S
2018	San Diego St.	1	0	0	0	0	0.0	0.0	0.0	0.0	0	0	0	0	0	0	0	0	0	0	0	0	0	0	0	0
2019	San Diego St.	13	12	49	20	29	9.0	32.0	5.5	25.0	7	0	0	0	0	2	0	0	0	0	0	0	0	0	0	0
2020	San Diego St.	8	8	35	21	14	9.5	48.0	4.0	34.0	9	0	0	0	0	1	0	0	0	0	0	0	0	0	0	
2021	San Diego St.	14	14	71	30	41	20.5	77.0	11.5	63.0	19	0	0	0	0	0	1	0	0	0	0	0	0	0	0	
TOTALS		36	34	155	71	84	39.0	157.0	21.0	122.0	35	0	0	0	0	3	1	0	0	0	0	0	0	0	0	



COLLEGE 2018 GAME-BY-GAME STATISTICS (SAN DIEGO ST.)

DATE	OPPONENT	P/S	TACKLES							INTERCEPTIONS					O. FUMB			ST			MISC		W/L	SCORE						
			TK	S	A	SK	YDS	TFL	YDS	QBH	NO	YDS	LG	TD	PD	FF	FR	TD	YDS	TK	S	A			FF	FR	S	A		
12/18	at Ohio	P	0	0	0	0.0	0.0	0.0	0.0	0	0	0	0	0	0	0	0	0	0	0	0	0	0	0	0	0	0	0	L	0-27
2018 TOTALS			1-0	0	0	0	0.0	0.0	0.0	0	0	0	0	0	0	0	0	0	0	0	0	0	0	0	0	0	0	0-1		

COLLEGE 2019 GAME-BY-GAME STATISTICS (SAN DIEGO ST.)

DATE	OPPONENT	P/S	TACKLES							INTERCEPTIONS					O. FUMB			ST			MISC		W/L	SCORE					
			TK	S	A	SK	YDS	TFL	YDS	QBH	NO	YDS	LG	TD	PD	FF	FR	TD	YDS	TK	S	A			FF	FR	S	A	
08/31	Weber St.	S	0	0	0	0.0	0.0	0.0	0.0	0	0	0	0	0	1	0	0	0	0	0	0	0	0	0	0	0	0	W	6-0
09/07	at UCLA	S	4	2	2	0.0	0.0	0.5	0.0	0	0	0	0	0	0	0	0	0	0	0	0	0	0	0	0	0	0	W	23-14
09/14	at New Mexico St.	S	6	1	5	1.5	8.0	1.5	8.0	0	0	0	0	0	0	0	0	0	0	0	0	0	0	0	0	0	0	W	31-10
09/21	Utah St.	S	5	2	3	0.0	0.0	1.0	3.0	0	0	0	0	0	0	0	0	0	0	0	0	0	0	0	0	0	0	L	17-23
10/05	at Colorado St.	S	4	1	3	0.5	1.0	0.5	1.0	0	0	0	0	0	0	0	0	0	0	0	0	0	0	0	0	0	0	W	24-10
10/12	Wyoming	S	6	3	3	0.0	0.0	0.0	0.0	2	0	0	0	0	0	0	0	0	0	0	0	0	0	0	0	0	0	W	26-22
10/19	at San Jose St.	S	4	2	2	0.5	2.0	1.5	4.0	2	0	0	0	0	0	0	0	0	0	0	0	0	0	0	0	0	0	W	27-17
10/26	at UNLV	S	2	0	2	0.0	0.0	0.0	0.0	0	0	0	0	0	0	0	0	0	0	0	0	0	0	0	0	0	0	W	20-17
11/09	Nevada	S	6	4	2	1.0	7.0	1.0	7.0	1	0	0	0	0	1	0	0	0	0	0	0	0	0	0	0	0	0	L	13-17
11/15	Fresno St.	S	3	1	2	1.0	1.0	1.5	2.0	0	0	0	0	0	0	0	0	0	0	0	0	0	0	0	0	0	0	W	17-7
11/23	at Hawaii	P	3	2	1	0.0	0.0	0.0	0.0	0	0	0	0	0	0	0	0	0	0	0	0	0	0	0	0	0	0	L	11-14
11/30	BYU	S	2	1	1	0.0	0.0	0.5	1.0	0	0	0	0	0	0	0	0	0	0	0	0	0	0	0	0	0	0	W	13-3
12/21	Central Mich.	S	4	1	3	1.0	6.0	1.0	6.0	2	0	0	0	0	0	0	0	0	0	0	0	0	0	0	0	0	0	W	48-11
2019 TOTALS			13-12	49	20	29	5.5	25.0	9.0	32.0	7	0	0	0	0	2	0	0	0	0	0	0	0	0	0	0	0	10-3	

COLLEGE 2020 GAME-BY-GAME STATISTICS (SAN DIEGO ST.)

DATE	OPPONENT	P/S	TACKLES							INTERCEPTIONS					O. FUMB			ST			MISC		W/L	SCORE					
			TK	S	A	SK	YDS	TFL	YDS	QBH	NO	YDS	LG	TD	PD	FF	FR	TD	YDS	TK	S	A			FF	FR	S	A	
10/24	UNLV	S	1	0	1	0.5	2.0	0.5	2.0	1	0	0	0	0	0	0	0	0	0	0	0	0	0	0	0	0	0	W	34-6
10/31	at Utah St.	S	3	0	3	0.5	2.0	1.0	2.0	0	0	0	0	0	1	0	0	0	0	0	0	0	0	0	0	0	0	W	38-7
11/06	San Jose St.	S	0	0	0	0.0	0.0	0.0	0.0	3	0	0	0	0	0	0	0	0	0	0	0	0	0	0	0	0	0	L	17-28
11/14	Hawaii	S	3	2	1	0.5	4.0	0.5	4.0	1	0	0	0	0	0	0	0	0	0	0	0	0	0	0	0	0	0	W	34-10
11/21	at Nevada	S	1	1	0	0.0	0.0	0.0	0.0	0	0	0	0	0	0	0	0	0	0	0	0	0	0	0	0	0	0	L	21-26
11/28	at Colorado	S	14	11	3	1.0	12.0	3.0	19.0	3	0	0	0	0	0	0	0	0	0	0	0	0	0	0	0	0	0	L	10-20
12/05	Colorado St.	S	8	3	5	0.5	5.0	2.5	10.0	1	0	0	0	0	0	0	0	0	0	0	0	0	0	0	0	0	0	W	29-17
12/12	at BYU	S	5	4	1	1.0	9.0	2.0	11.0	0	0	0	0	0	0	0	0	0	0	0	0	0	0	0	0	0	0	L	14-28
2020 TOTALS			8-8	35	21	14	4.0	34.0	9.5	48.0	9	0	0	0	0	1	0	0	0	0	0	0	0	0	0	0	0	4-4	

COLLEGE 2021 GAME-BY-GAME STATISTICS (SAN DIEGO ST.)

DATE	OPPONENT	P/S	TACKLES							INTERCEPTIONS					O. FUMB			ST			MISC		W/L	SCORE					
			TK	S	A	SK	YDS	TFL	YDS	QBH	NO	YDS	LG	TD	PD	FF	FR	TD	YDS	TK	S	A			FF	FR	S	A	
09/04	New Mexico St.	S	6	4	2	0.0	0.0	3.5	4.0	2	0	0	0	0	0	0	0	0	0	0	0	0	0	0	0	0	0	W	28-10
09/11	at Arizona	S	4	4	0	1.0	6.0	1.0	6.0	2	0	0	0	0	0	0	0	0	0	0	0	0	0	0	0	0	0	W	38-14
09/18	Utah	S	6	1	5	0.0	0.0	0.5	1.0	3	0	0	0	0	0	0	0	0	0	0	0	0	0	0	0	0	0	W	33-31
09/25	Towson	S	3	0	3	1.0	7.0	1.0	7.0	2	0	0	0	0	0	0	0	0	0	0	0	0	0	0	0	0	0	W	48-21
10/09	New Mexico	S	4	1	3	0.5	2.0	2.0	5.0	2	0	0	0	0	0	0	0	0	0	0	0	0	0	0	0	0	0	W	31-7
10/15	at San Jose St.	S	6	3	3	1.0	4.0	2.0	7.0	1	0	0	0	0	0	0	0	0	0	0	0	0	0	0	0	0	0	W	19-13+
10/23	at Air Force	S	5	2	3	1.0	2.0	1.0	2.0	0	0	0	0	0	0	0	0	0	0	0	0	0	0	0	0	0	0	W	20-14
10/30	Fresno St.	S	8	4	4	1.0	8.0	1.0	8.0	0	0	0	0	0	0	0	0	0	0	0	0	0	0	0	0	0	0	L	20-30
11/06	at Hawaii	S	5	2	3	1.0	4.0	1.0	4.0	0	0	0	0	0	0	0	0	0	0	0	0	0	0	0	0	0	0	W	17-10
11/13	Nevada	S	10	5	5	3.0	16.0	3.5	16.0	1	0	0	0	0	0	1	0	0	0	0	0	0	0	0	0	0	0	W	23-21
11/19	at UNLV	S	3	1	2	1.0	5.0	1.5	6.0	0	0	0	0	0	0	0	0	0	0	0	0	0	0	0	0	0	0	W	28-20
11/26	Boise St.	S	6	3	3	1.0	9.0	2.0	11.0	4	0	0	0	0	0	0	0	0	0	0	0	0	0	0	0	0	0	W	27-16
12/04	Utah St.	S	2	0	2	0.0	0.0	0.5	0.0	2	0	0	0	0	0	0	0	0	0	0	0	0	0	0	0	0	0	L	13-46
12/21	UTSA	S	3	0	3	0.0	0.0	0.0	0.0	0	0	0	0	0	0	0	0	0	0	0	0	0	0	0	0	0	0	W	38-24
2021 TOTALS			14-14	71	30	41	11.5	63.0	20.5	77.0	19	0	0	0	0	0	1	0	0	0	0	0	0	0	0	0	0	12-2	

+ - Overtime





JOE THUNEY

GUARD #62
NORTH CAROLINA STATE



9TH YEAR IN THE NFL

4TH YEAR WITH THE CHIEFS

HEIGHT: 6'5"
WEIGHT: 304 LBS
DRAFTED: FA-21
BIRTHDAY: 11/18/92

- Thuney enters his fourth season with the Chiefs in 2024.
- Originally entered the NFL as a third-round pick (78th overall) by the New England Patriots in the 2016 NFL Draft.

Career Highlights:

- Became the first player in NFL history to start in the Super Bowl in each of his first three seasons in the NFL, starting at left guard in Super Bowls LI, LII and LIII for the New England Patriots.

Postseason Career Highlights:

- Allowed no sacks on QB Patrick Mahomes in the first two games of the 2023 playoffs, the Wild Card Game against Miami and the Divisional Round Game in Buffalo.
- Did not allow a sack on QB Patrick Mahomes in Super Bowl LVII against the Philadelphia Eagles who recorded the most sacks in the regular season (70.0).

Honors:

- Selected to the Pro Bowl following the 2022 and 2023 seasons.
- Named to the 2023 PWA/PFWA All-NFL Team.
- Named an AP All-Pro following the 2023 (first-team), 2022 (second-team) and 2019 (second-team) seasons.
- 2021 Ed Block Courage Award.
- 2019 AP All-Pro (second-team).
- 2016 PFWA All-Rookie Team.
- 2010s New England Patriots All-Decade Team.

Transactions:

Signed by Kansas City (3/17/21) ... Re-signed with New England (3/19/20) ... Originally entered the NFL as a third-round pick (78th overall) by the New England Patriots in the 2016 NFL Draft.

COLLEGE

Played in 41 career games along the offensive line at North Carolina State ... Named a first-team All-American by USA Today, the first Wolfpack offensive lineman to earn All-America honors since Outland Trophy winner Jim Ritcher in 1979 ... Also a first-team All-ACC performer on the media team, he was the first Wolfpack offensive lineman to earn that honor since 2003 ... Started games at four of the five positions on the offensive line: left tackle, left guard, right guard and right tackle ... Earned Academic All-ACC honors and named to the 2014-15 Academic Honor Roll ... Did not allow a sack in 589 snaps during 2015 ACC play from his left tackle spot.

PERSONAL

- Was a member of two D4 state championship teams at Archbishop Alter High School.
- Voted Greater Catholic League Lineman of the Year as a senior in 2010.
- Also played basketball, where he started for two years and led his conference in rebounding as a junior.
- Last named pronounced: TOO-nee.
- Hometown: Centerville, Ohio.

JOE THUNEY'S NFL REGULAR SEASON STATISTICS

DATE	TEAM	GP	GS
2016	Patriots	16	16
2017	Patriots	16	16
2018	Patriots	16	16
2019	Patriots	16	16
2020	Patriots	16	16
2021	Chiefs	17	17
2022	Chiefs	15	15
2023	Chiefs	17	17
2024	Chiefs	3	3
NFL TOTALS		132	132



JOE THUNEY'S NFL POSTSEASON STATISTICS

DATE	TEAM	GP	GS
2016	Patriots	3	3
2017	Patriots	3	3
2018	Patriots	3	3
2019	Patriots	1	1
2021	Chiefs	3	3
2022	Chiefs	3	3
2023	Chiefs	2	2
NFL TOTALS		18	18

2016 GAME-BY-GAME REGULAR-SEASON STATISTICS (PATRIOTS)

DATE	OPPONENT	P/S	W/L	SCORE
09/11	at Cardinals	S	W	23-21
09/18	Dolphins	S	W	31-24
09/22	Texans	S	W	27-0
10/02	Bills	S	L	0-16
10/09	at Browns	S	W	33-13
10/16	Bengals	S	W	35-17
10/23	at Steelers	S	W	27-16
10/30	at Bills	S	W	41-25
11/13	Seahawks	S	L	24-31
11/20	at 49ers	S	W	30-17
11/27	at Jets	S	W	22-17
12/04	Rams	S	W	26-10
12/12	Ravens	S	W	30-23
12/18	at Broncos	S	W	16-3
12/24	Jets	S	W	41-3
01/01	at Dolphins	S	W	35-14
2016 TOTALS		16-16	14-2	

2017 GAME-BY-GAME REGULAR-SEASON STATISTICS (PATRIOTS)

DATE	OPPONENT	P/S	W/L	SCORE
09/07	Chiefs	S	L	27-42
09/17	at Saints	S	W	36-20
09/24	Texans	S	W	36-33
10/01	Panthers	S	L	30-33
10/05	at Buccaneers	S	W	19-14
10/15	at Jets	S	W	24-17
10/22	Falcons	S	W	23-7
10/29	Chargers	S	W	21-13
11/12	at Broncos	S	W	41-16
11/19	at Raiders	S	W	33-8
11/26	Dolphins	S	W	35-17
12/03	at Bills	S	W	23-3
12/11	at Dolphins	S	L	20-27
12/17	at Steelers	S	W	27-24
12/24	Bills	S	W	37-16
12/31	Jets	S	W	26-6
2017 TOTALS		16-16	13-3	

2018 GAME-BY-GAME REGULAR-SEASON STATISTICS (PATRIOTS)

DATE	OPPONENT	P/S	W/L	SCORE
09/09	Texans	S	W	27-20
09/16	at Jaguars	S	L	20-31
09/23	at Lions	S	L	10-26
09/30	Dolphins	S	W	38-7
10/04	Colts	S	W	38-24
10/14	Chiefs	S	W	43-40
10/21	at Bears	S	W	38-31
10/29	at Bills	S	W	25-6
11/04	Packers	S	W	31-17
11/11	at Titans	S	L	10-34
11/25	at Jets	S	W	27-13
12/02	Vikings	S	W	24-10
12/09	at Dolphins	S	L	33-34
12/16	at Steelers	S	L	10-17
12/23	Bills	S	W	24-12
12/30	Jets	S	W	38-3
2018 TOTALS		16-16	11-5	



2019 GAME-BY-GAME REGULAR-SEASON STATISTICS (PATRIOTS)

DATE	OPPONENT	P/S	W/L	SCORE
09/08	Steelers	S	W	33-3
09/15	at Dolphins	S	W	43-0
09/22	Jets	S	W	30-14
09/29	at Bills	S	W	16-10
10/06	at Redskins	S	W	33-7
10/10	Giants	S	W	35-14
10/21	at Jets	S	W	33-0
10/27	Browns	S	W	27-13
11/03	at Ravens	S	L	20-37
11/17	at Eagles	S	W	17-10
11/24	Cowboys	S	W	13-9
12/01	at Texans	S	L	22-28
12/08	Chiefs	S	L	16-23
12/15	at Bengals	S	W	34-13
12/21	Bills	S	W	24-17
12/29	Dolphins	S	L	24-27
2019 TOTALS		16-16	12-4	

2020 GAME-BY-GAME REGULAR-SEASON STATISTICS (PATRIOTS)

DATE	OPPONENT	P/S	W/L	SCORE
09/13	Dolphins	S	W	21-11
09/20	at Seahawks	S	L	30-35
09/27	Raiders	S	W	36-20
10/05	at Chiefs	S	L	10-26
10/18	Broncos	S	L	12-18
10/25	49ers	S	L	6-33
11/01	at Bills	S	L	21-24
11/09	at Jets	S	W	30-27
11/15	Ravens	S	W	23-17
11/22	at Texans	S	L	20-27
11/29	Cardinals	S	W	20-17
12/06	at Chargers	S	W	45-0
12/10	at Rams	S	L	3-24
12/20	at Dolphins	S	L	12-22
12/28	Bills	S	L	9-38
01/03	Jets	S	W	28-14
2020 TOTALS		16-16	7-9	

2021 GAME-BY-GAME REGULAR-SEASON STATISTICS (CHIEFS)

DATE	OPPONENT	P/S	W/L	SCORE
09/12	Browns	S	W	33-29
09/19	at Ravens	S	L	35-36
09/26	Chargers	S	L	24-30
10/03	at Eagles	S	W	42-30
10/10	Bills	S	L	20-38
10/17	at Football Team	S	W	31-13
10/24	at Titans	S	L	3-27
11/01	Giants	S	W	20-17
11/07	Packers	S	W	13-7
11/14	at Raiders	S	W	41-14
11/21	Cowboys	S	W	19-9
12/05	Broncos	S	W	22-9
12/12	Raiders	S	W	48-9
12/16	at Chargers	S	W	34-28+
12/26	Steelers	S	W	36-10
01/02	at Bengals	S	L	31-34
01/08	at Broncos	S	W	28-24
2021 TOTALS		17-17	12-5	

+ - Overtime



2022 GAME-BY-GAME REGULAR-SEASON STATISTICS (CHIEFS)

DATE	OPPONENT	P/S		W/L	SCORE
09/11	at Cardinals	S		W	44-21
09/15	Chargers	S		W	27-24
09/25	at Colts	S		L	17-20
10/02	at Buccaneers	S		W	41-31
10/10	Raiders	S		W	30-29
10/16	Bills	S		L	20-24
10/23	at 49ers	S		W	44-23
11/06	Titans	S		W	20-17+
11/13	Jaguars	S		W	27-17
11/20	at Chargers	S		W	30-27
11/27	Rams		INACTIVE	W	26-10
12/04	at Bengals		INACTIVE	L	24-27
12/11	at Broncos	S		W	34-28
12/18	at Texans	S		W	30-24+
12/24	Seahawks	S		W	24-10
01/01	Broncos	S		W	27-24
01/07	at Raiders	S		W	31-13
2022 TOTALS		15-15		14-3	

+ - Overtime

2023 GAME-BY-GAME REGULAR-SEASON STATISTICS (CHIEFS)

DATE	OPPONENT	P/S		W/L	SCORE
09/07	Lions	S		L	20-21
09/17	at Jaguars	S		W	17-9
09/24	Bears	S		W	41-10
10/01	at Jets	S		W	23-20
10/08	at Vikings	S		W	27-20
10/12	Broncos	S		W	19-8
10/22	Chargers	S		W	31-17
10/29	at Broncos	S		L	9-24
11/05	Dolphins	S		W	21-14
11/20	Eagles	S		L	17-21
11/26	at Raiders	S		W	31-17
12/03	at Packers	S		L	19-27
12/10	Bills	S		L	17-20
12/17	at Patriots	S		W	27-17
12/25	Raiders	S		L	14-20
12/31	Bengals	S		W	25-17
01/07	at Chargers	S		W	13-12
2023 TOTALS		17-17		11-6	

2024 GAME-BY-GAME REGULAR-SEASON STATISTICS (CHIEFS)

DATE	OPPONENT	P/S		W/L	SCORE
09/05	Ravens	S		W	27-20
09/15	Bengals	S		W	26-25
09/22	at Falcons	S		W	22-17
2024 TOTALS		3-3		3-0	

2016 GAME-BY-GAME POSTSEASON STATISTICS (PATRIOTS)

DATE	OPPONENT	P/S		W/L	SCORE
01/14	Texans	S		W	34-16
01/22	Steelers	S		W	36-17
02/05	at Falcons	S		W	34-28+
2016 TOTALS		3-3		3-0	

+ - Overtime

2017 GAME-BY-GAME POSTSEASON STATISTICS (PATRIOTS)

DATE	OPPONENT	P/S		W/L	SCORE
01/13	Titans	S		W	35-14
01/21	Jaguars	S		W	24-20
02/04	Eagles	S		L	33-41
2017 TOTALS		3-3		2-1	

2018 GAME-BY-GAME POSTSEASON STATISTICS (PATRIOTS)

DATE	OPPONENT	P/S		W/L	SCORE
01/13	Chargers	S		W	41-28
01/20	at Chiefs	S		W	37-31+
02/03	at Rams	S		W	13-3
2018 TOTALS		3-3		3-0	

+ - Overtime

2019 GAME-BY-GAME POSTSEASON STATISTICS (PATRIOTS)

DATE	OPPONENT	P/S		W/L	SCORE
01/04	Titans	S		L	13-20
2019 TOTALS		1-1		0-1	

2021 GAME-BY-GAME POSTSEASON STATISTICS (CHIEFS)

DATE	OPPONENT	P/S	W/L	SCORE
01/16	Steelers	S	W	42-21
01/23	Bills	S	W	42-36+
01/30	Bengals	S	L	24-27+
2021 TOTALS		3-3	2-1	

+ - Overtime

2022 GAME-BY-GAME POSTSEASON STATISTICS (CHIEFS)

DATE	OPPONENT	P/S	W/L	SCORE
01/21	Jaguars	S	W	27-20
01/29	Bengals	S	W	23-20
02/12	at Eagles	S	W	38-35
2022 TOTALS		3-3	3-0	

2023 GAME-BY-GAME POSTSEASON STATISTICS (CHIEFS)

DATE	OPPONENT	P/S	W/L	SCORE
01/13	Dolphins	S	W	26-7
01/21	at Bills	S	W	27-24
01/28	at Ravens		W	17-10
02/11	49ers		W	25-22+
2023 TOTALS		2-2	4-0	


+ - Overtime

INACTIVE
RESERVE/INJURED





DRUE TRANQUILL



LINEBACKER #23
NOTRE DAME

6TH YEAR IN THE NFL

2ND YEAR WITH THE CHIEFS

HEIGHT: 6'2"
WEIGHT: 234 LBS
DRAFTED: FA-23
BIRTHDAY: 8/15/95

- Tranquill enters his second season with the Chiefs in 2024.
- Originally entered the NFL as a fourth-round pick (130th overall) by the Los Angeles Chargers in the 2019 NFL Draft.

Career Highlights:

- Had a career-high 4.5 sacks (-19.0 yards) in 2023.

Honors:

- 2019 PFW/PFWA All-Rookie Team.

Transactions:

Re-signed with the Chiefs (3/13/24) ... Signed with Kansas City (3/21/23) ... Originally entered the NFL as a fourth-round pick (130th overall) by the Los Angeles Chargers in the 2019 NFL Draft.

COLLEGE

Was a linebacker at Notre Dame (2014-18) ... Played in 52 games for Notre Dame recording 292 tackles, 25 TFLs, three interceptions, one forced fumble and five fumble recoveries ... Received the following honors: Notre Dame captain (2018, 2017), William V. Campbell Trophy Finalist (2018), National Football Foundation National Scholar-Athlete Award (2018), Wuerffel Trophy Recipient (2018), Butkus Award Watch List (2018), Lott Trophy Watch List (2018), CoSIDA second-team Academic All-American (2018), Senior Bowl Participant (2018), CoSIDA Academic All-District (2015, 2016, 2017, 2018), Wuerffel Trophy Finalist (2017), Rockne Student-Athlete Award (2016, 2017, 2018), Pop Warner College Football Award Finalist (2017), Senior CLASS Award Nominee (2017), CoSIDA first-team Academic All-American (2016) and Notre Dame Newcomer of the Year: Defense (2014).

PERSONAL

- Named to Indiana Football Coaches Association Top 50 for 2013.
- First-team Indiana Class 6A all-state at linebacker by *Associated Press*.
- Named Fort Wayne News-Sentinel Football Player of the Year for 2013.
- Made 75 tackles, including 16 tackles for loss, to go with 4.0 sacks and an interception as a senior linebacker in 2013 at Carroll High School in Fort Wayne, Ind.
- Carried 114 times for 1,420 yards and 28 TDs while averaging 12.3 yards per carry in high school.
- Pushed Carroll to two straight state sectional titles in 2012 and 2013.
- Rushed for 245 yards and five TDs in one 51-34 victory in 2013 against Homestead.
- Named to Fort Wayne News Sentinel all-area team as a senior as a running back.
- Participated in U.S. Army All-American Bowl combine as junior.
- Honorable mention *Associated Press* Class 5A all-state pick as junior in 2012 at defensive back.
- Also an outstanding baseball player in high school.
- Named to Fort Wayne News-Sentinel 2013 all-area baseball squad after hitting .403 with four home runs, 21 runs scored, 19 RBI and 16 stolen bases.
- Married the former Jackie Gindt on July 14, 2018 in Fort Wayne.
- Graduated in May 2018 with a degree in mechanical engineering from the College of Engineering.

REGULAR SEASON COMPARISON: DEFENSIVE - LOS ANGELES CHARGERS

DATE	OPP	W/L	GP/GS	TACKLES					YDS.	INT	TFL	PD	QBH	TD	MISC	
				TOT	SOLO	ASST	SACK	FF							FR	
10/22/23	KC vs. LAC	W	P	2	2	0	1.0	9.0	0	1	1	1	0	0	0	0
1/7/24	KC @ LAC	W	P	0	0	0	0.0	0.0	0	0	0	0	0	0	0	0
TOTALS		2/0	2/0	2	2	0	1.0	9.0	0	1	1	1	0	0	0	0



DRUE TRANQUILL'S NFL REGULAR SEASON DEFENSIVE STATISTICS

DATE	TEAM	GP	GS	TK	S	A	TACKLES					INTERCEPTIONS					O. FUMB				ST				MISC							
							TFL	YDS	SK	YDS	QBH	NO	YDS	LG	TD	PD	FF	FR	TD	YDS	TK	S	A	FF	FR	S	A					
2019	Chargers	15	3	64	50	14	4	10	0.0	0.0	0	0	0	0	0	1	0	0	0	0	11	11	0	0	0	0	0	0	0	0	0	0
2020	Chargers	1	1	1	1	0	0	0	0.0	0.0	0	0	0	0	0	0	0	0	0	0	0	0	0	0	0	0	0	0	0	0	0	
2021	Chargers	14	7	70	42	28	5	22	1.5	14.0	3	0	0	0	1	0	1	0	0	6	3	3	0	0	0	0	0	0	0	0	0	
2022	Chargers	17	16	143	92	51	9	34	5.0	27.0	8	1	20	20	0	4	1	0	0	0	2	2	0	0	0	0	0	0	0	0	0	
2023	Chiefs	16	8	79	54	25	7	28	4.5	19.0	7	0	0	0	0	1	2	0	0	0	0	0	0	0	0	0	0	0	0	0	0	
2024	Chiefs	3	3	14	8	6	0	0	0.0	0.0	2	0	0	0	0	0	0	0	0	0	0	0	0	0	0	0	0	0	0	0	0	
NFL TOTALS		66	38	371	247	124	25	94	11.0	60.0	20	1	20	20	0	7	3	1	0	0	19	16	3	0	0	0	0	0	0	0	0	

DRUE TRANQUILL'S NFL POSTSEASON DEFENSIVE STATISTICS

DATE	TEAM	GP	GS	TK	S	A	TACKLES					INTERCEPTIONS					O. FUMB				ST				MISC						
							TFL	YDS	SK	YDS	QBH	NO	YDS	LG	TD	PD	FF	FR	TD	YDS	TK	S	A	FF	FR	S	A				
2022	Chargers	1	1	5	5	0	0	0.0	0.0	0	1	15	15	0	1	0	0	0	0	0	0	0	0	0	0	0	0	0	0	0	0
2023	Chiefs	4	1	21	16	5	1	3	0.0	0.0	0	0	0	0	0	0	0	0	0	0	0	0	0	0	0	0	0	0	0	0	0
NFL TOTALS		5	2	26	21	5	1	3	0.0	0.0	0	1	15	15	0	1	0	0	0	0	0	0	0	0	0	0	0	0	0	0	0

SINGLE-GAME HIGHS: DEFENSIVE

Total Tackles	15 at San Francisco, Nov 13, 2022 14 at Oakland, Nov 07, 2019 11 at Denver, Oct 29, 2023 11 vs. L.A. Rams, Jan 01, 2023 11 at Indianapolis, Dec 26, 2022 ...2 more at 11.	Forced Fumbles	1 at Denver, Oct 29, 2023 1 at N.Y. Jets, Oct 01, 2023 1 vs. Tennessee, Dec 18, 2022
Solo Tackles	9 vs. Jacksonville, Sep 25, 2022 7 at Denver, Oct 29, 2023 7 at N.Y. Jets, Oct 01, 2023 7 vs. Tennessee, Dec 18, 2022 ...6 more at 7.	Fumble Recoveries	1 vs. Kansas City, Dec 16, 2021 3 at Denver, Dec 01, 2019 2 at Las Vegas, Nov 26, 2023 2 vs. L.A. Rams, Jan 01, 2023 2 at Atlanta, Nov 06, 2022 ...1 more at 2.
Sacks	2.0 vs. Denver, Oct 17, 2022 1.0 at New England, Dec 17, 2023 1.0 at Denver, Oct 29, 2023 1.0 vs. L.A. Chargers, Oct 22, 2023 ...5 more at 1.0.	Tackles For Loss	3 at Denver, Dec 01, 2019 2 at Las Vegas, Nov 26, 2023 2 vs. L.A. Rams, Jan 01, 2023 2 at Atlanta, Nov 06, 2022 ...1 more at 2.
Passes Defensed	1 at Cincinnati, Dec 05, 2021 1 at Chicago, Oct 27, 2019	Special Teams Tackles	2 vs. Green Bay, Nov 03, 2019 2 at Chicago, Oct 27, 2019 1 at Las Vegas, Jan 09, 2022 1 vs. N.Y. Giants, Dec 12, 2021 ...11 more at 1.

SINGLE-GAME HIGHS - POSTSEASON: DEFENSIVE

Total Tackles	8 at Baltimore, Jan 28, 2024 7 at Buffalo, Jan 21, 2024 5 at Jacksonville, Jan 14, 2023 4 vs. Miami, Jan 13, 2024 2 vs. San Francisco, Feb 11, 2024	Tackles For Loss	1 at Buffalo, Jan 21, 2024
Solo Tackles	8 at Baltimore, Jan 28, 2024 5 at Jacksonville, Jan 14, 2023 4 at Buffalo, Jan 21, 2024 4 vs. Miami, Jan 13, 2024		



2019 GAME-BY-GAME REGULAR-SEASON STATISTICS (CHARGERS)

DATE	OPPONENT	P/S	TACKLES							INTERCEPTIONS				O. FUMB				ST				MISC		W/L	SCORE						
			TK	S	A	SK	YDS	TFL	YDS	QBH	NO	YDS	LG	TD	PD	FF	FR	TD	YDS	TK	S	A	FF			FR	S	A			
09/08	Colts	P	0	0	0	0.0	0.0	0	0	0	0	0	0	0	0	0	0	0	1	1	0	0	0	0	0	W	30-24+				
09/15	at Lions	P	0	0	0	0.0	0.0	0	0	0	0	0	0	0	0	0	0	0	0	0	0	0	0	0	0	L	10-13				
09/22	Texans	P	0	0	0	0.0	0.0	0	0	0	0	0	0	0	0	0	0	0	1	1	0	0	0	0	0	L	20-27				
09/29	at Dolphins	P	2	2	0	0.0	0.0	0	0	0	0	0	0	0	0	0	0	0	1	1	0	0	0	0	0	W	30-10				
10/06	Broncos	P	6	4	2	0.0	0.0	0	0	0	0	0	0	0	0	0	0	0	1	1	0	0	0	0	0	L	13-20				
10/13	Steelers	P	4	2	2	0.0	0.0	1	1	0	0	0	0	0	0	0	0	0	1	1	0	0	0	0	0	L	17-24				
10/20	at Titans	P	1	1	0	0.0	0.0	0	0	0	0	0	0	0	0	0	0	0	0	0	0	0	0	0	0	L	20-23				
10/27	at Bears	P	4	4	0	0.0	0.0	0	0	0	0	0	0	0	1	0	0	0	2	2	0	0	0	0	0	W	17-16				
11/03	Packers	P	3	3	0	0.0	0.0	0	0	0	0	0	0	0	0	0	0	0	2	2	0	0	0	0	0	W	26-11				
11/07	at Raiders	S	14	6	8	0.0	0.0	0	0	0	0	0	0	0	0	0	0	0	0	0	0	0	0	0	0	L	24-26				
11/18	Chiefs																									L	17-24				
12/01	at Broncos	S	7	7	0	0.0	0.0	3	9	0	0	0	0	0	0	0	0	0	0	0	0	0	0	0	0	L	20-23				
12/08	at Jaguars	S	8	7	1	0.0	0.0	0	0	0	0	0	0	0	0	0	0	0	0	0	0	0	0	0	0	W	45-10				
12/15	Vikings	P	4	4	0	0.0	0.0	0	0	0	0	0	0	0	0	0	0	0	0	0	0	0	0	0	0	L	10-39				
12/22	Raiders	P	6	5	1	0.0	0.0	0	0	0	0	0	0	0	0	0	0	0	1	1	0	0	0	0	0	L	17-24				
12/29	at Chiefs	P	5	5	0	0.0	0.0	0	0	0	0	0	0	0	0	0	0	0	1	1	0	0	0	0	0	L	21-31				
2019 TOTALS			15-3	64	50	14	0.0	0.0	4	10	0	0	0	0	0	1	0	0	0	0	0	0	11	11	0	0	0	0	0	0	5-11

+ - Overtime

2020 GAME-BY-GAME REGULAR-SEASON STATISTICS (CHARGERS)

DATE	OPPONENT	P/S	TACKLES							INTERCEPTIONS				O. FUMB				ST				MISC		W/L	SCORE						
			TK	S	A	SK	YDS	TFL	YDS	QBH	NO	YDS	LG	TD	PD	FF	FR	TD	YDS	TK	S	A	FF			FR	S	A			
09/13	at Bengals	S	1	1	0	0.0	0.0	0	0	0	0	0	0	0	0	0	0	0	0	0	0	0	0	0	0	W	16-13				
09/20	Chiefs																									L	20-23+				
09/27	Panthers																									L	16-21				
10/04	at Buccaneers																									L	31-38				
10/12	at Saints																									L	27-30+				
10/25	Jaguars																									W	39-29				
11/01	at Broncos																									L	30-31				
11/08	Raiders																									L	26-31				
11/15	at Dolphins																									L	21-29				
11/22	Jets																									W	34-28				
11/29	at Bills																									L	17-27				
12/06	Patriots																									L	0-45				
12/13	Falcons																									W	20-17				
12/17	at Raiders																									W	30-27+				
12/27	Broncos																									W	19-16				
01/03	at Chiefs																									W	38-21				
2020 TOTALS			1-1	1	1	0	0.0	0.0	0	0	0	0	0	0	0	0	0	0	0	0	0	0	0	0	0	0	0	0	0	0	7-9

+ - Overtime

2021 GAME-BY-GAME REGULAR-SEASON STATISTICS (CHARGERS)

DATE	OPPONENT	P/S	TACKLES							INTERCEPTIONS				O. FUMB				ST				MISC		W/L	SCORE					
			TK	S	A	SK	YDS	TFL	YDS	QBH	NO	YDS	LG	TD	PD	FF	FR	TD	YDS	TK	S	A	FF			FR	S	A		
09/12	at Football Team	P	0	0	0	0.0	0.0	0	0	0	0	0	0	0	0	0	0	0	1	0	1	0	0	0	0	W	20-16			
09/19	Cowboys	P	3	3	0	0.0	0.0	1	2	0	0	0	0	0	0	0	0	0	0	0	0	0	0	0	0	L	17-20			
09/26	at Chiefs	P	8	6	2	0.5	4.0	1	1	1	0	0	0	0	0	0	0	0	0	0	0	0	0	0	0	W	30-24			
10/04	Raiders	S	5	2	3	0.0	0.0	0	0	1	0	0	0	0	0	0	0	0	0	0	0	0	0	0	0	W	28-14			
10/10	Browns	S	10	6	4	0.0	0.0	1	5	0	0	0	0	0	0	0	0	0	1	1	0	0	0	0	0	W	47-42			
10/17	at Ravens																									L	6-34			
10/31	Patriots	P	4	2	2	0.0	0.0	0	0	0	0	0	0	0	0	0	0	0	1	1	0	0	0	0	0	L	24-27			
11/07	at Eagles	P	9	4	5	0.0	0.0	0	0	0	0	0	0	0	0	0	0	0	0	0	0	0	0	0	0	W	27-24			
11/14	Vikings																									L	20-27			
11/21	Steelers	P	1	1	0	0.0	0.0	0	0	0	0	0	0	0	0	0	0	0	0	0	0	0	0	0	0	W	41-37			
11/28	at Broncos	S	3	1	2	0.0	0.0	0	0	0	0	0	0	0	0	0	0	0	1	1	0	0	0	0	0	L	13-28			
12/05	at Bengals	S	10	6	4	1.0	10.0	1	10	1	0	0	0	0	1	0	0	0	0	0	0	0	0	0	0	W	41-22			
12/12	Giants	S	5	1	4	0.0	0.0	0	0	0	0	0	0	0	0	0	0	0	1	0	1	0	0	0	0	W	37-21			
12/16	Chiefs	P	3	2	1	0.0	0.0	0	0	0	0	0	0	0	0	1	0	0	0	0	0	0	0	0	0	L	28-34+			
12/26	at Texans	S	5	5	0	0.0	0.0	1	4	0	0	0	0	0	0	0	0	0	0	0	0	0	0	0	0	L	29-41			
01/02	Broncos																									W	34-13			
01/09	at Raiders	S	4	3	1	0.0	0.0	0	0	0	0	0	0	0	0	0	0	0	1	0	1	0	0	0	0	L	32-35+			
2021 TOTALS			14-7	70	42	28	1.5	14.0	5	22	3	0	0	0	0	1	0	1	0	0	0	0	6	3	3	0	0	0	0	9-8

+ - Overtime



2022 GAME-BY-GAME REGULAR-SEASON STATISTICS (CHARGERS)

DATE	OPPONENT	P/S	TACKLES							INTERCEPTIONS				O. FUMB				ST				MISC		W/L	SCORE			
			TK	S	A	SK	YDS	TFL	YDS	QBH	NO	YDS	LG	TD	PD	FF	FR	TD	YDS	TK	S	A	FF			FR	S	A
09/11	Raiders	S	5	3	2	0.0	0.0	0	0	0	1	20	20	0	1	0	0	0	0	1	1	0	0	0	0	0	W	24-19
09/15	at Chiefs	S	6	4	2	0.0	0.0	0	0	0	0	0	0	0	0	0	0	0	0	0	0	0	0	0	0	L	24-27	
09/25	Jaguars	P	11	9	2	0.0	0.0	0	0	0	0	0	0	0	1	0	0	0	0	1	1	0	0	0	0	L	10-38	
10/02	at Texans	S	11	5	6	0.0	0.0	0	0	1	0	0	0	0	0	0	0	0	0	0	0	0	0	0	0	W	34-24	
10/09	at Browns	S	6	3	3	0.0	0.0	0	0	0	0	0	0	0	0	0	0	0	0	0	0	0	0	0	0	W	30-28	
10/17	Broncos	S	8	6	2	2.0	13.0	2	13	3	0	0	0	0	0	0	0	0	0	0	0	0	0	0	0	W	19-16+	
10/23	Seahawks	S	7	7	0	0.0	0.0	0	0	0	0	0	0	0	0	0	0	0	0	0	0	0	0	0	0	L	23-37	
11/06	at Falcons	S	10	7	3	1.0	7.0	2	7	1	0	0	0	0	0	0	0	0	0	0	0	0	0	0	0	W	20-17	
11/13	at 49ers	S	15	7	8	0.0	0.0	0	0	0	0	0	0	0	0	0	0	0	0	0	0	0	0	0	0	L	16-22	
11/20	Chiefs	S	7	6	1	0.0	0.0	0	0	0	0	0	0	0	0	0	0	0	0	0	0	0	0	0	0	L	27-30	
11/27	at Cardinals	S	9	7	2	0.0	0.0	1	1	0	0	0	0	0	0	0	0	0	0	0	0	0	0	0	0	W	25-24	
12/04	at Raiders	S	5	4	1	0.0	0.0	0	0	0	0	0	0	0	0	0	0	0	0	0	0	0	0	0	0	L	20-27	
12/11	Dolphins	S	5	4	1	0.0	0.0	0	0	1	0	0	0	0	2	0	0	0	0	0	0	0	0	0	0	W	23-17	
12/18	Titans	S	10	7	3	1.0	7.0	1	7	1	0	0	0	0	0	1	0	0	0	0	0	0	0	0	0	W	17-14	
12/26	at Colts	S	11	4	7	1.0	0.0	0	0	1	0	0	0	0	0	0	0	0	0	0	0	0	0	0	0	W	20-3	
01/01	Rams	S	11	6	5	0.0	0.0	2	5	0	0	0	0	0	0	0	0	0	0	0	0	0	0	0	0	W	31-10	
01/08	at Broncos	S	6	3	3	0.0	0.0	1	1	0	0	0	0	0	0	0	0	0	0	0	0	0	0	0	0	L	28-31	
2022 TOTALS		17-16	143	92	51	5.0	27.0	9	34	8	1	20	20	0	4	1	0	0	0	2	2	0	0	0	0	0	10-7	

+ - Overtime

2023 GAME-BY-GAME REGULAR-SEASON STATISTICS (CHIEFS)

DATE	OPPONENT	P/S	TACKLES							INTERCEPTIONS				O. FUMB				ST				MISC		W/L	SCORE		
			TK	S	A	SK	YDS	TFL	YDS	QBH	NO	YDS	LG	TD	PD	FF	FR	TD	YDS	TK	S	A	FF			FR	S
09/07	Lions	P	2	1	1	0.0	0.0	0	0	0	0	0	0	0	0	0	0	0	0	0	0	0	0	0	0	L	20-21
09/17	at Jaguars	P	5	4	1	0.0	0.0	0	0	0	0	0	0	0	0	0	0	0	0	0	0	0	0	0	0	W	17-9
09/24	Bears	S	8	4	4	0.5	0.0	0	0	1	0	0	0	0	0	0	0	0	0	0	0	0	0	0	0	W	41-10
10/01	at Jets	S	8	7	1	0.0	0.0	0	0	1	0	0	0	0	0	1	0	0	0	0	0	0	0	0	0	W	23-20
10/08	at Vikings	S	9	6	3	0.0	0.0	0	0	0	0	0	0	0	0	0	0	0	0	0	0	0	0	0	0	W	27-20
10/12	Broncos	P	3	3	0	1.0	3.0	1	3	1	0	0	0	0	0	0	0	0	0	0	0	0	0	0	0	W	19-8
10/22	Chargers	P	2	2	0	1.0	9.0	1	9	1	0	0	0	0	1	0	0	0	0	0	0	0	0	0	0	W	31-17
10/29	at Broncos	S	11	7	4	1.0	0.0	1	5	1	0	0	0	0	0	1	0	0	0	0	0	0	0	0	0	L	9-24
11/05	Dolphins	S	8	4	4	0.0	0.0	0	0	0	0	0	0	0	0	0	0	0	0	0	0	0	0	0	0	W	21-14
11/20	Eagles	S	7	5	2	0.0	0.0	1	2	0	0	0	0	0	0	0	0	0	0	0	0	0	0	0	0	L	17-21
11/26	at Raiders	S	8	6	2	0.0	0.0	2	2	0	0	0	0	0	0	0	0	0	0	0	0	0	0	0	0	W	31-17
12/03	at Packers	S	2	2	0	0.0	0.0	0	0	0	0	0	0	0	0	0	0	0	0	0	0	0	0	0	0	L	19-27
12/10	Bills										INACTIVE															L	17-20
12/17	at Patriots	P	2	1	1	1.0	7.0	1	7	1	0	0	0	0	0	0	0	0	0	0	0	0	0	0	0	W	27-17
12/25	Raiders	P	3	1	2	0.0	0.0	0	0	0	0	0	0	0	0	0	0	0	0	0	0	0	0	0	0	L	14-20
12/31	Bengals	P	1	1	0	0.0	0.0	0	0	1	0	0	0	0	0	0	0	0	0	0	0	0	0	0	0	W	25-17
01/07	at Chargers	P	0	0	0	0.0	0.0	0	0	0	0	0	0	0	0	0	0	0	0	0	0	0	0	0	0	W	13-12
2023 TOTALS		16-8	79	54	25	4.5	19.0	7	28	7	0	0	0	0	1	2	0	0	0	0	0	0	0	0	0	11-6	

2024 GAME-BY-GAME REGULAR-SEASON STATISTICS (CHIEFS)

DATE	OPPONENT	P/S	TACKLES							INTERCEPTIONS				O. FUMB				ST				MISC		W/L	SCORE		
			TK	S	A	SK	YDS	TFL	YDS	QBH	NO	YDS	LG	TD	PD	FF	FR	TD	YDS	TK	S	A	FF			FR	S
09/05	Ravens	S	4	3	1	0.0	0.0	0	0	0	0	0	0	0	0	0	0	0	0	0	0	0	0	0	0	W	27-20
09/15	Bengals	S	7	3	4	0.0	0.0	0	0	0	0	0	0	0	0	0	0	0	0	0	0	0	0	0	0	W	26-25
09/22	at Falcons	S	3	2	1	0.0	0.0	0	0	2	0	0	0	0	0	0	0	0	0	0	0	0	0	0	0	W	22-17
2024 TOTALS		3-3	14	8	6	0.0	0.0	0	0	2	0	0	0	0	0	0	0	0	0	0	0	0	0	0	0	3-0	

2022 GAME-BY-GAME POSTSEASON STATISTICS (CHARGERS)

DATE	OPPONENT	P/S	TACKLES							INTERCEPTIONS				O. FUMB				ST				MISC		W/L	SCORE			
			TK	S	A	SK	YDS	TFL	YDS	QBH	NO	YDS	LG	TD	PD	FF	FR	TD	YDS	TK	S	A	FF			FR	S	A
01/14	at Jaguars	S	5	5	0	0.0	0.0	0	0	0	1	15	15	0	1	0	0	0	0	0	0	0	0	0	0	0	L	30-31
2022 TOTALS		1-1	5	5	0	0.0	0.0	0	0	0	1	15	15	0	1	0	0	0	0	0	0	0	0	0	0	0-1		

2023 GAME-BY-GAME POSTSEASON STATISTICS (CHIEFS)

DATE	OPPONENT	P/S	TACKLES							INTERCEPTIONS				O. FUMB				ST				MISC		W/L	SCORE		
			TK	S	A	SK	YDS	TFL	YDS	QBH	NO	YDS	LG	TD	PD	FF	FR	TD	YDS	TK	S	A	FF			FR	S
01/13	Dolphins	P	4	4	0	0.0	0.0	0	0	0	0	0	0	0	0	0	0	0	0	0	0	0	0	0	0	W	26-7
01/21	at Bills	P	7	4	3	0.0	0.0	1	3	0	0	0	0	0	0	0	0	0	0	0	0	0	0	0	0	W	27-24
01/28	at Ravens	S	8	8	0	0.0	0.0	0	0	0	0	0	0	0	0	0	0	0	0	0	0	0	0	0	0	W	17-10
02/11	49ers	P	2	0	2	0.0	0.0	0	0	0	0	0	0	0	0	0	0	0	0	0	0	0	0	0	0	W	25-22+
2023 TOTALS		4-1	21	16	5	0.0	0.0	1	3	0	0	0	0	0	0	0	0	0	0	0	0	0	0	0	0	4-0	


+ - Overtime





MARLON TUIPULOTU

DEFENSIVE TACKLE #92
USC



3RD YEAR IN
THE NFL

1ST YEAR WITH
THE CHIEFS

HEIGHT: 6'2"
WEIGHT: 307 LBS
DRAFTED: FA-24
BIRTHDAY: 5/31/99

- 👁️ Tuipulotu enters his first season with the Chiefs in 2024.
- 👁️ Originally entered the NFL as a sixth-round pick (189th overall) by the Philadelphia Eagles in 2021.

Transactions: Signed to Kansas City's active roster (9/3/24) ... Signed to Kansas City's practice squad (8/31/24) ... Cut by Philadelphia (8/29/24) ... Originally entered the NFL as a sixth-round pick (189th overall) by the Philadelphia Eagles in 2021.

COLLEGE

Played four seasons for USC (2017-20) ... Had 104 tackles including 15 for loss ... Recorded 8.5 sacks at USC with three pass deflections and two forced fumbles ... Had 33 career games making 29 starts.

PERSONAL

- 👁️ Made the 2016 Prep Star All-American, Tacoma News Tribune Western 100, Tacoma News Tribune Northwest Nuggets and USA Today All-Oregon Defensive Player of the Year lists.
- 👁️ Played at Central High School in Independence, Ore.
- 👁️ Had 62 tackles, 14 tackles for loss, 6.0 sacks, four fumble recoveries and two pass deflections as a senior.
- 👁️ Also wrestled in high school and won the Class 5A 285 pound championship as a junior.
- 👁️ Studied political science at USC.

REGULAR SEASON COMPARISON: DEFENSIVE - LOS ANGELES CHARGERS

DATE	OPP	W/L	GP/GS	TACKLES				SACK	YDS.	INT	TFL	PD	QBH	TD	MISC	
				TOT	SOLO	ASST	FF								FR	
11/7/21	PHI vs. LAC	L	P	1	0	1	0.0	0.0	0	0	0	0	0	0	0	0
TOTALS		0/1	1/0	1	0	1	0.0	0.0	0	0	0	0	0	0	0	0

MARLON TUIPULOTU'S NFL REGULAR SEASON DEFENSIVE STATISTICS

DATE	TEAM	GP	GS	TACKLES							INTERCEPTIONS				O. FUMB				ST				MISC				
				TK	S	A	TFL	YDS	SK	YDS	QBH	NO	YDS	LG	TD	PD	FF	FR	TD	YDS	TK	S	A	FF	FR	S	A
2021	Eagles	5	0	5	1	4	0	0	0.0	0.0	0	0	0	0	0	0	0	0	0	0	0	0	0	0	0	0	0
2022	Eagles	9	1	16	8	8	1	6	1.0	6.0	2	0	0	0	0	0	0	1	0	0	0	0	0	0	0	0	0
2023	Eagles	14	0	22	13	9	3	8	2.0	7.0	2	0	0	0	0	0	0	0	0	0	0	0	0	0	0	0	0
2024	Eagles	0	0	0	0	0	0	0	0.0	0.0	0	0	0	0	0	0	0	0	0	0	0	0	0	0	0	0	0
				Went from Philadelphia to Kansas City.																							
2024	Chiefs	0	0	0	0	0	0	0	0.0	0.0	0	0	0	0	0	0	0	0	0	0	0	0	0	0	0	0	0
2024	TOTAL	0	0	0	0	0	0	0	0.0	0.0	0	0	0	0	0	0	0	0	0	0	0	0	0	0	0	0	0
NFL TOTALS		28	1	43	22	21	4	14	3.0	13.0	4	0	0	0	0	0	0	1	0	0	0	0	0	0	0	0	0

MARLON TUIPULOTU'S NFL POSTSEASON DEFENSIVE STATISTICS

DATE	TEAM	GP	GS	TACKLES							INTERCEPTIONS				O. FUMB				ST				MISC				
				TK	S	A	TFL	YDS	SK	YDS	QBH	NO	YDS	LG	TD	PD	FF	FR	TD	YDS	TK	S	A	FF	FR	S	A
2021	Eagles	0	0	0	0	0	0	0	0.0	0.0	0	0	0	0	0	0	0	0	0	0	0	0	0	0	0	0	0
2022	Eagles	0	0	0	0	0	0	0	0.0	0.0	0	0	0	0	0	0	0	0	0	0	0	0	0	0	0	0	0
2023	Eagles	1	0	0	0	0	0	0	0.0	0.0	0	0	0	0	0	0	0	0	0	0	0	0	0	0	0	0	0
NFL TOTALS		1	0	0	0	0	0	0	0.0	0.0	0	0	0	0	0	0	0	0	0	0	0	0	0	0	0	0	0



SINGLE-GAME HIGHS: DEFENSIVE

Total Tackles 2 vs. Dallas, Jan 08, 2022
 2 at Detroit, Oct 31, 2021
 1 vs. L.A. Chargers, Nov 07, 2021

Solo Tackles 1 at Detroit, Oct 31, 2021

2021 GAME-BY-GAME REGULAR-SEASON STATISTICS (EAGLES)

DATE	OPPONENT	P/S	TACKLES							INTERCEPTIONS					O. FUMB				ST				MISC		W/L	SCORE		
			TK	S	A	SK	YDS	TFL	YDS	QBH	NO	YDS	LG	TD	PD	FF	FR	TD	YDS	TK	S	A	FF	FR			S	A
09/12	at Falcons	P	0	0	0	0.0	0.0	0	0	0	0	0	0	0	0	0	0	0	0	0	0	0	0	0	0	0	W	32-6
09/19	49ers																									L	11-17	
09/27	at Cowboys	P	0	0	0	0.0	0.0	0	0	0	0	0	0	0	0	0	0	0	0	0	0	0	0	0	0	L	21-41	
10/03	Chiefs																									L	30-42	
10/10	at Panthers																									W	21-18	
10/14	Buccaneers																									L	22-28	
10/24	at Raiders																									L	22-33	
10/31	at Lions	P	2	1	1	0.0	0.0	0	0	0	0	0	0	0	0	0	0	0	0	0	0	0	0	0	0	W	44-6	
11/07	Chargers	P	1	0	1	0.0	0.0	0	0	0	0	0	0	0	0	0	0	0	0	0	0	0	0	0	0	L	24-27	
11/14	at Broncos																									W	30-13	
11/21	Saints																									W	40-29	
11/28	at Giants																									L	7-13	
12/05	at Jets																									W	33-18	
12/21	Football Team																									W	27-17	
12/26	Giants																									W	34-10	
01/02	at Football Team																									W	20-16	
01/08	Cowboys	P	2	0	2	0.0	0.0	0	0	0	0	0	0	0	0	0	0	0	0	0	0	0	0	0	0	L	26-51	
2021 TOTALS		5-0	5	1	4	0.0	0.0	0	0	0	0	0	0	0	0	0	0	0	0	0	0	0	0	0	0	9-8		

2022 GAME-BY-GAME REGULAR-SEASON STATISTICS (EAGLES)

DATE	OPPONENT	P/S	TACKLES							INTERCEPTIONS					O. FUMB				ST				MISC		W/L	SCORE		
			TK	S	A	SK	YDS	TFL	YDS	QBH	NO	YDS	LG	TD	PD	FF	FR	TD	YDS	TK	S	A	FF	FR			S	A
09/11	at Lions	P	1	0	1	0.0	0.0	0	0	1	0	0	0	0	0	0	0	0	0	0	0	0	0	0	0	0	W	38-35
09/19	Vikings	P	1	0	1	0.0	0.0	0	0	0	0	0	0	0	0	0	0	0	0	0	0	0	0	0	0	0	W	24-7
09/25	at Commanders	P	2	2	0	0.0	0.0	0	0	0	0	0	0	0	0	0	0	0	0	0	0	0	0	0	0	0	W	24-8
10/02	Jaguars	P	1	0	1	0.0	0.0	0	0	0	0	0	0	0	0	0	0	0	0	0	0	0	0	0	0	0	W	29-21
10/09	at Cardinals	P	2	1	1	0.0	0.0	0	0	0	0	0	0	0	0	0	0	0	0	0	0	0	0	0	0	0	W	20-17
10/16	Cowboys	P	1	1	0	0.0	0.0	0	0	0	0	0	0	0	0	0	0	0	0	0	0	0	0	0	0	0	W	26-17
10/30	Steelers	P	2	2	0	1.0	6.0	1	6	1	0	0	0	0	0	0	0	0	0	0	0	0	0	0	0	0	W	35-13
11/03	at Texans	P	1	0	1	0.0	0.0	0	0	0	0	0	0	0	0	0	0	0	0	0	0	0	0	0	0	0	W	29-17
11/14	Commanders	S	5	2	3	0.0	0.0	0	0	0	0	0	0	0	0	1	0	0	0	0	0	0	0	0	0	0	L	21-32
11/20	at Colts																										W	17-16
11/27	Packers																										W	40-33
12/04	Titans																										W	35-10
12/11	at Giants																										W	48-22
12/18	at Bears																										W	25-20
12/24	at Cowboys																										L	34-40
01/01	Saints																										L	10-20
01/08	Giants																										W	22-16
2022 TOTALS		9-1	16	8	8	1.0	6.0	1	6	2	0	0	0	0	0	0	1	0	0	0	0	0	0	0	0	0	14-3	

2023 GAME-BY-GAME REGULAR-SEASON STATISTICS (EAGLES)

DATE	OPPONENT	P/S	TACKLES							INTERCEPTIONS					O. FUMB				ST				MISC		W/L	SCORE		
			TK	S	A	SK	YDS	TFL	YDS	QBH	NO	YDS	LG	TD	PD	FF	FR	TD	YDS	TK	S	A	FF	FR			S	A
09/10	at Patriots	P	3	2	1	0.0	0.0	0	0	0	0	0	0	0	0	0	0	0	0	0	0	0	0	0	0	0	W	25-20
09/14	Vikings	P	0	0	0	0.0	0.0	0	0	0	0	0	0	0	0	0	0	0	0	0	0	0	0	0	0	0	W	34-28
09/25	at Buccaneers	P	2	1	1	1.0	2.0	1	2	1	0	0	0	0	0	0	0	0	0	0	0	0	0	0	0	0	W	25-11
10/01	Commanders																										W	34-31+
10/08	at Rams																										W	23-14
10/15	at Jets																										L	14-20
10/22	Dolphins																										W	31-17
10/29	at Commanders	P	3	2	1	0.0	0.0	0	0	0	0	0	0	0	0	0	0	0	0	0	0	0	0	0	0	0	W	38-31
11/05	Cowboys																										W	28-23
11/20	at Chiefs	P	1	1	0	0.0	0.0	0	0	0	0	0	0	0	0	0	0	0	0	0	0	0	0	0	0	0	W	21-17
11/26	Bills	P	3	2	1	0.0	0.0	0	0	0	0	0	0	0	0	0	0	0	0	0	0	0	0	0	0	0	W	37-34+
12/03	49ers	P	1	0	1	0.0	0.0	0	0	0	0	0	0	0	0	0	0	0	0	0	0	0	0	0	0	0	L	19-42
12/10	at Cowboys	P	6	3	3	0.0	0.0	0	0	0	0	0	0	0	0	0	0	0	0	0	0	0	0	0	0	0	L	13-33
12/18	at Seahawks	P	0	0	0	0.0	0.0	0	0	0	0	0	0	0	0	0	0	0	0	0	0	0	0	0	0	0	L	17-20
12/25	Giants	P	0	0	0	0.0	0.0	0	0	0	0	0	0	0	0	0	0	0	0	0	0	0	0	0	0	0	W	33-25
12/31	Cardinals																										L	31-35
01/07	at Giants	P	3	2	1	1.0	5.0	2	6	1	0	0	0	0	0	0	0	0	0	0	0	0	0	0	0	0	L	10-27
2023 TOTALS		11-0	22	13	9	2.0	7.0	3	8	2	0	0	0	0	0	0	0	0	0	0	0	0	0	0	0	11-6		

+ - Overtime



2024 GAME-BY-GAME REGULAR-SEASON STATISTICS (EAGLES/CHIEFS)

DATE	OPPONENT	P/S	TACKLES							INTERCEPTIONS					O. FUMB				ST				MISC		W/L	SCORE	
			TK	S	A	SK	YDS	TFL	YDS	QBH	NO	YDS	LG	TD	PD	FF	FR	TD	YDS	TK	S	A	FF	FR			S
09/06	Packers		DID NOT PLAY																							W	34-29
09/15	Bengals		Went from Eagles to Chiefs .																							W	26-25
09/22	at Falcons		INACTIVE																							W	22-17
2024 TOTALS			0 0 0 0.0 0.0 0 0 0							0 0 0 0 0					0 0 0 0				0 0 0 0				3-0				

2021 GAME-BY-GAME POSTSEASON STATISTICS (EAGLES)

DATE	OPPONENT	P/S	TACKLES							INTERCEPTIONS					O. FUMB				ST				MISC		W/L	SCORE	
			TK	S	A	SK	YDS	TFL	YDS	QBH	NO	YDS	LG	TD	PD	FF	FR	TD	YDS	TK	S	A	FF	FR			S
01/16	at Buccaneers		DID NOT PLAY																							L	15-31
2021 TOTALS			0 0 0 0.0 0.0 0 0 0							0 0 0 0 0					0 0 0 0				0 0 0 0				0-1				

2022 GAME-BY-GAME POSTSEASON STATISTICS (EAGLES)

DATE	OPPONENT	P/S	TACKLES							INTERCEPTIONS					O. FUMB				ST				MISC		W/L	SCORE	
			TK	S	A	SK	YDS	TFL	YDS	QBH	NO	YDS	LG	TD	PD	FF	FR	TD	YDS	TK	S	A	FF	FR			S
01/21	Giants		RESERVE/INJURED																							W	38-7
01/29	49ers		RESERVE/INJURED																							W	31-7
2022 TOTALS			0 0 0 0.0 0.0 0 0 0							0 0 0 0 0					0 0 0 0				0 0 0 0				2-0				

2023 GAME-BY-GAME POSTSEASON STATISTICS (EAGLES)

DATE	OPPONENT	P/S	TACKLES							INTERCEPTIONS					O. FUMB				ST				MISC		W/L	SCORE		
			TK	S	A	SK	YDS	TFL	YDS	QBH	NO	YDS	LG	TD	PD	FF	FR	TD	YDS	TK	S	A	FF	FR			S	A
01/15	at Buccaneers	P	0	0	0	0.0	0.0	0	0	0	0	0	0	0	0	0	0	0	0	0	0	0	0	0	0	0	L	9-32
2023 TOTALS			1-0							0 0 0 0 0					0 0 0 0				0 0 0 0				0-1					

MARLON TUIPULOTU'S COLLEGE DEFENSIVE STATISTICS

DATE	TEAM	GP	GS	TACKLES							INTERCEPTIONS					O. FUMB				ST				MISC		
				TK	S	A	TFL	YDS	SK	YDS	QBH	NO	YDS	LG	TD	PD	FF	FR	TD	YDS	TK	S	A	FF	FR	S
2017	Southern California	3	1	2	1	1	0.0	0.0	0.0	0.0	0	0	0	0	0	0	0	0	0	0	0	0	0	0	0	0
2018	Southern California	12	10	33	13	20	5.5	17.0	4.5	15.0	0	0	0	0	0	0	0	0	0	0	0	0	0	0	0	0
2019	Southern California	12	12	46	23	23	6.0	19.0	2.0	10.0	0	0	0	0	0	3	1	0	0	0	0	0	0	0	0	0
2020	Southern California	6	6	23	12	11	3.5	22.0	2.0	19.0	0	0	0	0	0	0	1	0	0	0	0	0	0	0	0	0
TOTALS		33	29	104	49	55	15.0	58.0	8.5	44.0	0	0	0	0	0	3	2	0	0	0	0	0	0	0	0	0

COLLEGE 2017 GAME-BY-GAME STATISTICS (SOUTHERN CALIFORNIA)

DATE	OPPONENT	P/S	TACKLES							INTERCEPTIONS					O. FUMB				ST				MISC		W/L	SCORE	
			TK	S	A	SK	YDS	TFL	YDS	QBH	NO	YDS	LG	TD	PD	FF	FR	TD	YDS	TK	S	A	FF	FR			S
09/02	Western Mich.	P	2	1	1	0.0	0.0	0.0	0.0	0	0	0	0	0	0	0	0	0	0	0	0	0	0	0	0	W	49-31
09/09	Stanford	S	0	0	0	0.0	0.0	0.0	0.0	0	0	0	0	0	0	0	0	0	0	0	0	0	0	0	0	W	42-24
09/23	at California	P	0	0	0	0.0	0.0	0.0	0.0	0	0	0	0	0	0	0	0	0	0	0	0	0	0	0	0	W	30-20
2017 TOTALS			3-1							2 1 1 0.0 0.0 0.0 0					0 0 0 0				0 0 0 0				3-0				

COLLEGE 2018 GAME-BY-GAME STATISTICS (SOUTHERN CALIFORNIA)

DATE	OPPONENT	P/S	TACKLES							INTERCEPTIONS					O. FUMB				ST				MISC		W/L	SCORE	
			TK	S	A	SK	YDS	TFL	YDS	QBH	NO	YDS	LG	TD	PD	FF	FR	TD	YDS	TK	S	A	FF	FR			S
09/01	UNLV	P	4	0	4	0.0	0.0	0.0	0.0	0	0	0	0	0	0	0	0	0	0	0	0	0	0	0	0	W	43-21
09/08	at Stanford	P	1	0	1	0.0	0.0	0.5	1.0	0	0	0	0	0	0	0	0	0	0	0	0	0	0	0	0	L	3-17
09/15	at Texas	S	1	1	0	0.0	0.0	0.0	0.0	0	0	0	0	0	0	0	0	0	0	0	0	0	0	0	0	L	14-37
09/21	Washington St.	S	2	0	2	0.0	0.0	0.0	0.0	0	0	0	0	0	0	0	0	0	0	0	0	0	0	0	0	W	39-36
09/29	at Arizona	S	3	3	0	0.0	0.0	0.0	0.0	0	0	0	0	0	0	0	0	0	0	0	0	0	0	0	0	W	24-20
10/13	Colorado	S	1	0	1	0.0	0.0	0.0	0.0	0	0	0	0	0	0	0	0	0	0	0	0	0	0	0	0	W	31-20
10/20	at Utah	S	2	1	1	1.0	1.0	1.0	1.0	0	0	0	0	0	0	0	0	0	0	0	0	0	0	0	0	L	28-41
10/27	Arizona St.	S	5	1	4	0.0	0.0	0.0	0.0	0	0	0	0	0	0	0	0	0	0	0	0	0	0	0	0	L	35-38
11/03	at Oregon St.	S	3	1	2	0.5	4.0	0.5	4.0	0	0	0	0	0	0	0	0	0	0	0	0	0	0	0	0	W	38-21
11/10	California	S	5	3	2	1.0	7.0	1.5	8.0	0	0	0	0	0	0	0	0	0	0	0	0	0	0	0	0	L	14-15
11/17	at UCLA	S	3	1	2	0.0	0.0	0.0	0.0	0	0	0	0	0	0	0	0	0	0	0	0	0	0	0	0	L	27-34
11/24	Notre Dame	S	3	2	1	2.0	3.0	2.0	3.0	0	0	0	0	0	0	0	0	0	0	0	0	0	0	0	0	L	17-24
2018 TOTALS		12-10	33	13	20	4.5	15.0	5.5	17.0	0	0	0	0	0	0	0	0	0	0	0	0	0	0	0	5-7		



COLLEGE 2019 GAME-BY-GAME STATISTICS (SOUTHERN CALIFORNIA)

DATE	OPPONENT	P/S	TACKLES							INTERCEPTIONS					O. FUMB				ST				MISC		W/L	SCORE		
			TK	S	A	SK	YDS	TFL	YDS	QBH	NO	YDS	LG	TD	PD	FF	FR	TD	YDS	TK	S	A	FF	FR			S	A
08/31	Fresno St.	S	5	2	3	0.0	0.0	0.0	0.0	0	0	0	0	0	0	1	0	0	0	0	0	0	0	0	0	0	W	31-23
09/07	Stanford	S	4	3	1	0.0	0.0	1.0	2.0	0	0	0	0	0	0	0	0	0	0	0	0	0	0	0	0	0	W	45-20
09/14	at BYU	S	5	4	1	0.5	1.0	1.5	4.0	0	0	0	0	0	0	0	0	0	0	0	0	0	0	0	0	L	27-30	
09/20	Utah	S	5	0	5	0.5	4.0	0.5	4.0	0	0	0	0	0	2	0	0	0	0	0	0	0	0	0	0	W	30-23	
09/28	at Washington	S	5	3	2	0.0	0.0	0.0	0.0	0	0	0	0	0	0	0	0	0	0	0	0	0	0	0	0	L	14-28	
10/12	at Notre Dame	S	6	4	2	0.0	0.0	0.0	0.0	0	0	0	0	0	0	0	0	0	0	0	0	0	0	0	0	L	27-30	
10/19	Arizona	S	3	1	2	0.5	4.0	1.5	5.0	0	0	0	0	0	0	0	0	0	0	0	0	0	0	0	0	W	41-14	
10/25	at Colorado	S	4	3	1	0.0	0.0	0.0	0.0	0	0	0	0	0	0	0	0	0	0	0	0	0	0	0	0	W	35-31	
11/02	Oregon	S	1	0	1	0.0	0.0	0.0	0.0	0	0	0	0	0	0	0	0	0	0	0	0	0	0	0	0	L	24-56	
11/16	at California	S	4	1	3	0.5	1.0	0.5	1.0	0	0	0	0	0	0	0	0	0	0	0	0	0	0	0	0	W	41-17	
11/23	UCLA	S	2	1	1	0.0	0.0	1.0	3.0	0	0	0	0	0	1	0	0	0	0	0	0	0	0	0	0	W	52-35	
12/27	at Iowa	S	2	1	1	0.0	0.0	0.0	0.0	0	0	0	0	0	0	0	0	0	0	0	0	0	0	0	0	L	24-49	
2019 TOTALS			12-12	46	23	23	2.0	10.0	6.0	19.0	0	0	0	0	0	3	1	0	0	0	0	0	0	0	0	0	7-5	


COLLEGE 2020 GAME-BY-GAME STATISTICS (SOUTHERN CALIFORNIA)

DATE	OPPONENT	P/S	TACKLES							INTERCEPTIONS					O. FUMB				ST				MISC		W/L	SCORE		
			TK	S	A	SK	YDS	TFL	YDS	QBH	NO	YDS	LG	TD	PD	FF	FR	TD	YDS	TK	S	A	FF	FR			S	A
11/07	Arizona St.	S	8	6	2	1.0	11.0	2.0	13.0	0	0	0	0	0	0	0	0	0	0	0	0	0	0	0	0	0	W	28-27
11/14	at Arizona	S	8	5	3	0.0	0.0	0.5	1.0	0	0	0	0	0	0	0	0	0	0	0	0	0	0	0	0	0	W	34-30
11/21	at Utah	S	4	1	3	1.0	8.0	1.0	8.0	0	0	0	0	0	0	1	0	0	0	0	0	0	0	0	0	W	33-17	
12/06	Washington St.	S	0	0	0	0.0	0.0	0.0	0.0	0	0	0	0	0	0	0	0	0	0	0	0	0	0	0	0	W	38-13	
12/12	at UCLA	S	1	0	1	0.0	0.0	0.0	0.0	0	0	0	0	0	0	0	0	0	0	0	0	0	0	0	0	W	43-38	
12/18	Oregon	S	2	0	2	0.0	0.0	0.0	0.0	0	0	0	0	0	0	0	0	0	0	0	0	0	0	0	0	L	24-31	
2020 TOTALS			6-6	23	12	11	2.0	19.0	3.5	22.0	0	0	0	0	0	1	0	0	0	0	0	0	0	0	0	5-1		





JAYLEN WATSON



CORNERBACK #35
WASHINGTON STATE

3RD YEAR IN THE NFL

3RD YEAR WITH THE CHIEFS

HEIGHT: 6'2"
WEIGHT: 197 LBS
DRAFTED: D7A-22
BIRTHDAY: 9/17/98

- Watson enters his third season with the Chiefs in 2024.
- Originally entered the NFL as the first of three seventh-round picks (243rd overall) by the Kansas City Chiefs in the 2022 NFL Draft.

Career Highlights:

- With a 99-yard interception returned for a touchdown in Week 2 of his rookie season, Jaylen Watson became the second fastest player in NFL history since the 1970 merger to intercept a pass for 90+ yards. Former NFL DB Sam Garnes is the

fastest, recording a 95-yard interception in Week 1 of his rookie season.

Honors:

- 2022 Week 2 AFC Defensive Player of the Week.

Transactions:

Originally entered the NFL as the first of three seventh-round picks (243rd overall) by the Kansas City Chiefs in the 2022 NFL Draft.

COLLEGE

Played two years at Ventura College in California prior to transferring to Washington State where he played two seasons ... At WSU, he logged 44 tackles (34 solo), two interceptions returned for 11 yards, five passes defensed, one forced fumble and five fumble recoveries in 15 games played ... Named All-Pac-12 Conference honorable mention ... At Ventura College in California he was named to Junior College Bureau All-America first-team, PrepStar JC All-America Team, All-State Region III first-team and All-Northern Conference first-team after making 43 tackles with 13 pass breakups, four interceptions and one fumble recovery in 2018... Also averaged 16.3 yards-per-punt return on 10 returns ... Helped Ventura win Southern California Football Association Championship and was named defensive player of the game after making nine tackles and one pass breakup ... In 2017, his freshman year at Ventura College in California, he was named Junior College Bureau All-American and to the All-State Region III first-team and All-Northern Conference first-team after making 30 tackles with one sack and four interceptions.

PERSONAL

- Attended Lucy C. Laney High School in Augusta, Ga.
- As a senior, he was named All-Region 4-AA Offensive Player of the Year as a wide receiver and also played defensive back.
- Also played basketball.

JAYLEN WATSON'S NFL REGULAR SEASON DEFENSIVE STATISTICS

DATE	TEAM	GP	GS	TACKLES							INTERCEPTIONS					O. FUMB				ST				MISC			
				TK	S	A	TFL	YDS	SK	YDS	QBH	NO	YDS	LG	TD	PD	FF	FR	TD	YDS	TK	S	A	FF	FR	S	A
2022	Chiefs	16	6	46	37	9	3	4	0.0	0.0	0	1	99	99t	1	6	0	0	0	0	3	0	3	0	0	0	0
2023	Chiefs	16	2	30	25	5	2	17	2.0	17.0	2	0	0	0	6	0	0	0	0	0	3	3	0	0	0	0	
2024	Chiefs	3	3	21	12	9	0	0	0.0	0.0	0	0	12	12	0	3	0	0	0	0	0	0	0	0	0	0	
NFL TOTALS		35	11	97	74	23	5	21	2.0	17.0	2	1	111	99T	1	15	0	0	0	0	6	3	3	0	0	0	

JAYLEN WATSON'S NFL POSTSEASON DEFENSIVE STATISTICS

DATE	TEAM	GP	GS	TACKLES							INTERCEPTIONS					O. FUMB				ST				MISC		
				TK	S	A	TFL	YDS	SK	YDS	QBH	NO	YDS	LG	TD	PD	FF	FR	TD	YDS	TK	S	A	FF	FR	S
2022	Chiefs	3	3	10	10	0	0	0	0.0	0.0	1	2	11	10	0	4	0	0	0	0	1	1	0	0	0	0
2023	Chiefs	4	0	6	6	0	0	0	0.0	0.0	0	0	0	0	1	0	0	0	0	1	1	0	0	1	0	
NFL TOTALS		7	3	16	16	0	0	0	0.0	0.0	1	2	11	10	0	5	0	0	0	0	2	2	0	0	1	0



SINGLE-GAME HIGHS: DEFENSIVE

Total Tackles 11 vs. Baltimore, Sep 05, 2024
 8 at L.A. Chargers, Jan 07, 2024
 7 vs. Denver, Jan 01, 2023
 7 at Indianapolis, Sep 25, 2022
 6 vs. Cincinnati, Sep 15, 2024
 ...2 more at 6.

Solo Tackles 8 at L.A. Chargers, Jan 07, 2024
 7 vs. Baltimore, Sep 05, 2024
 6 vs. Denver, Jan 01, 2023
 6 at Indianapolis, Sep 25, 2022
 5 vs. Buffalo, Oct 16, 2022
 ...1 more at 5.

Sacks 1.0 at New England, Dec 17, 2023
 1.0 vs. Miami, Nov 05, 2023

Passes Defensed 2 at L.A. Chargers, Jan 07, 2024
 2 vs. Denver, Oct 12, 2023
 1 vs. Cincinnati, Sep 15, 2024
 1 vs. Baltimore, Sep 05, 2024
 ...8 more at 1.

Tackles For Loss 1 at New England, Dec 17, 2023
 1 vs. Miami, Nov 05, 2023
 1 vs. Seattle, Dec 24, 2022
 ...2 more at 1.

Interceptions 1 vs. L.A. Chargers, Sep 15, 2022

Special Teams Tackles 2 at Arizona, Sep 11, 2022
 1 at New England, Dec 17, 2023
 1 at Green Bay, Dec 03, 2023
 1 at Minnesota, Oct 08, 2023
 ...1 more at 1.

SINGLE-GAME HIGHS - POSTSEASON: DEFENSIVE

Total Tackles 4 vs. Cincinnati, Jan 29, 2023
 3 at Philadelphia, Feb 12, 2023
 3 vs. Jacksonville, Jan 21, 2023
 2 vs. San Francisco, Feb 11, 2024
 2 at Baltimore, Jan 28, 2024
 ...1 more at 2.

Solo Tackles 4 vs. Cincinnati, Jan 29, 2023
 3 at Philadelphia, Feb 12, 2023
 3 vs. Jacksonville, Jan 21, 2023
 2 vs. San Francisco, Feb 11, 2024
 2 at Baltimore, Jan 28, 2024
 ...1 more at 2.

Passes Defensed 2 vs. Cincinnati, Jan 29, 2023
 2 vs. Jacksonville, Jan 21, 2023

Interceptions 1 vs. Cincinnati, Jan 29, 2023
 1 vs. Jacksonville, Jan 21, 2023

Interception Return Yards 1 vs. Jacksonville, Jan 21, 2023

Special Teams Tackles 1 vs. Jacksonville, Jan 21, 2023

Special Teams Fumble Recoveries 1 vs. San Francisco, Feb 11, 2024

2022 GAME-BY-GAME REGULAR-SEASON STATISTICS (CHIEFS)

DATE	OPPONENT	P/S	TACKLES							INTERCEPTIONS				O. FUMB				ST				MISC		W/L	SCORE				
			TK	S	A	SK	YDS	TFL	YDS	QBH	NO	YDS	LG	TD	PD	FF	FR	TD	YDS	TK	S	A	FF			FR	S	A	
09/11	at Cardinals	P	0	0	0	0.0	0.0	0	0	0	0	0	0	0	1	0	0	0	0	2	0	2	0	0	0	0	0	W	44-21
09/15	Chargers	S	4	3	1	0.0	0.0	0	0	0	0	1	99	99	1	1	0	0	0	0	0	0	0	0	0	0	0	W	27-24
09/25	at Colts	S	7	6	1	0.0	0.0	1	1	0	0	0	0	0	1	0	0	0	0	0	0	0	0	0	0	0	L	17-20	
10/02	at Buccaneers	S	5	5	0	0.0	0.0	0	0	0	0	0	0	0	1	0	0	0	0	0	0	0	0	0	0	0	W	41-31	
10/10	Raiders	P	2	1	1	0.0	0.0	0	0	0	0	0	0	0	0	0	0	0	0	0	0	0	0	0	0	0	W	30-29	
10/16	Bills	S	6	5	1	0.0	0.0	0	0	0	0	0	0	0	0	0	0	0	0	0	0	0	0	0	0	0	L	20-24	
10/23	at 49ers	S	6	4	2	0.0	0.0	0	0	0	0	0	0	0	0	0	0	0	0	0	0	0	0	0	0	0	W	44-23	
11/06	Titans	P	0	0	0	0.0	0.0	0	0	0	0	0	0	0	1	0	0	0	0	0	0	0	0	0	0	0	W	20-17+	
11/13	Jaguars	P	1	1	0	0.0	0.0	0	0	0	0	0	0	0	0	0	0	0	0	0	0	0	0	0	0	0	W	27-17	
11/20	at Chargers	P	2	2	0	0.0	0.0	1	2	0	0	0	0	0	0	0	0	0	0	0	0	0	0	0	0	0	W	30-27	
11/27	Rams	P	0	0	0	0.0	0.0	0	0	0	0	0	0	0	0	0	0	0	0	0	0	0	0	0	0	0	W	26-10	
12/04	at Bengals														DID NOT PLAY											L	24-27		
12/11	at Broncos	P	3	1	2	0.0	0.0	0	0	0	0	0	0	0	0	0	0	0	0	0	0	0	0	0	0	0	W	34-28	
12/18	at Texans	P	0	0	0	0.0	0.0	0	0	0	0	0	0	0	1	0	0	0	0	0	0	0	0	0	0	0	W	30-24+	
12/24	Seahawks	P	2	2	0	0.0	0.0	1	1	0	0	0	0	0	0	0	0	0	0	0	0	0	0	0	0	0	W	24-10	
01/01	Broncos	S	7	6	1	0.0	0.0	0	0	0	0	0	0	0	0	0	0	0	0	0	0	0	0	0	0	0	W	27-24	
01/07	at Raiders	P	1	1	0	0.0	0.0	0	0	0	0	0	0	0	0	0	0	0	0	1	0	1	0	0	0	0	W	31-13	
2022 TOTALS			16-6	46	37	9	0.0	0.0	3	4	0	1	99	99T	1	6	0	0	0	0	0	0	0	0	0	0	14-3		

+ - Overtime



2023 GAME-BY-GAME REGULAR-SEASON STATISTICS (CHIEFS)

DATE	OPPONENT	P/S	TACKLES							INTERCEPTIONS					O. FUMB				ST				MISC		W/L	SCORE									
			TK	S	A	SK	YDS	TFL	YDS	QBH	NO	YDS	LG	TD	PD	FF	FR	TD	YDS	TK	S	A	FF	FR			S	A							
09/07	Lions	P	0	0	0	0.0	0.0	0	0	0	0	0	0	0	0	0	0	0	0	0	0	0	0	0	0	0	L	20-21							
09/17	at Jaguars	P	2	2	0	0.0	0.0	0	0	0	0	0	0	0	0	0	0	0	0	0	0	0	0	0	0	0	W	17-9							
09/24	Bears	P	1	1	0	0.0	0.0	0	0	0	0	0	0	0	0	0	0	0	0	0	0	0	0	0	0	0	W	41-10							
10/01	at Jets		INACTIVE																									W	23-20						
10/08	at Vikings	P	3	3	0	0.0	0.0	0	0	0	0	0	0	0	0	0	0	0	0	0	0	0	0	0	0	0	0	W	27-20						
10/12	Broncos	P	1	1	0	0.0	0.0	0	0	0	0	0	0	0	0	2	0	0	0	0	0	0	0	0	0	0	0	W	19-8						
10/22	Chargers	S	3	2	1	0.0	0.0	0	0	0	0	0	0	0	0	0	0	0	0	0	0	0	0	0	0	0	0	W	31-17						
10/29	at Broncos	P	0	0	0	0.0	0.0	0	0	0	0	0	0	0	0	0	0	0	0	0	0	0	0	0	0	0	0	L	9-24						
11/05	Dolphins	P	5	3	2	1.0	7.0	1	7	1	0	0	0	0	0	0	0	0	0	0	0	0	0	0	0	0	0	W	21-14						
11/20	Eagles	P	1	1	0	0.0	0.0	0	0	0	0	0	0	0	0	0	0	0	0	0	0	0	0	0	0	0	0	L	17-21						
11/26	at Raiders	P	2	2	0	0.0	0.0	0	0	0	0	0	0	0	0	1	0	0	0	0	0	0	0	0	0	0	0	W	31-17						
12/03	at Packers	P	0	0	0	0.0	0.0	0	0	0	0	0	0	0	0	0	0	0	0	0	0	0	0	0	0	0	0	L	19-27						
12/10	Bills	P	0	0	0	0.0	0.0	0	0	0	0	0	0	0	0	0	0	0	0	0	0	0	0	0	0	0	0	L	17-20						
12/17	at Patriots	P	1	1	0	1.0	10.0	1	10	1	0	0	0	0	0	0	0	0	0	0	0	0	0	0	0	0	0	W	27-17						
12/25	Raiders	P	0	0	0	0.0	0.0	0	0	0	0	0	0	0	0	1	0	0	0	0	0	0	0	0	0	0	0	L	14-20						
12/31	Bengals	P	3	1	2	0.0	0.0	0	0	0	0	0	0	0	0	0	0	0	0	0	0	0	0	0	0	0	0	W	25-17						
01/07	at Chargers	S	8	8	0	0.0	0.0	0	0	0	0	0	0	0	0	2	0	0	0	0	0	0	0	0	0	0	0	W	13-12						
2023 TOTALS			16-2	30	25	5	2.0	17.0	2	17	2	0	0	0	0	6	0	0	0	0	0	0	0	0	0	0	0	0	0	0	0	0	0	0	11-6

2024 GAME-BY-GAME REGULAR-SEASON STATISTICS (CHIEFS)

DATE	OPPONENT	P/S	TACKLES							INTERCEPTIONS					O. FUMB				ST				MISC		W/L	SCORE								
			TK	S	A	SK	YDS	TFL	YDS	QBH	NO	YDS	LG	TD	PD	FF	FR	TD	YDS	TK	S	A	FF	FR			S	A						
09/05	Ravens	S	11	7	4	0.0	0.0	0	0	0	0	0	0	0	1	0	0	0	0	0	0	0	0	0	0	0	0	W	27-20					
09/15	Bengals	S	6	3	3	0.0	0.0	0	0	0	0	0	0	0	1	0	0	0	0	0	0	0	0	0	0	0	0	W	26-25					
09/22	at Falcons	S	4	2	2	0.0	0.0	0	0	0	0	12	12	0	1	0	0	0	0	0	0	0	0	0	0	0	0	W	22-17					
2024 TOTALS			3-3	21	12	9	0.0	0.0	0	0	0	0	12	12	0	3	0	0	0	0	0	0	0	0	0	0	0	0	0	0	0	0	0	3-0

2022 GAME-BY-GAME POSTSEASON STATISTICS (CHIEFS)

DATE	OPPONENT	P/S	TACKLES							INTERCEPTIONS					O. FUMB				ST				MISC		W/L	SCORE								
			TK	S	A	SK	YDS	TFL	YDS	QBH	NO	YDS	LG	TD	PD	FF	FR	TD	YDS	TK	S	A	FF	FR			S	A						
01/21	Jaguars	S	3	3	0	0.0	0.0	0	0	0	1	1	1	1	0	2	0	0	0	0	0	0	0	0	0	0	0	0	W	27-20				
01/29	Bengals	S	4	4	0	0.0	0.0	0	0	0	1	10	10	0	2	0	0	0	0	0	0	0	0	0	0	0	0	0	W	23-20				
02/12	at Eagles	S	3	3	0	0.0	0.0	0	0	0	0	0	0	0	0	0	0	0	0	0	0	0	0	0	0	0	0	W	38-35					
2022 TOTALS			3-3	10	10	0	0.0	0.0	0	0	1	2	11	10	0	4	0	0	0	0	0	0	0	0	0	0	0	0	0	0	0	0	0	3-0

2023 GAME-BY-GAME POSTSEASON STATISTICS (CHIEFS)

DATE	OPPONENT	P/S	TACKLES							INTERCEPTIONS					O. FUMB				ST				MISC		W/L/T	SCORE								
			TK	S	A	SK	YDS	TFL	YDS	QBH	NO	YDS	LG	TD	PD	FF	FR	TD	YDS	TK	S	A	FF	FR			S	A						
01/13	Dolphins	P	0	0	0	0.0	0.0	0	0	0	0	0	0	0	0	0	0	0	0	0	0	0	0	0	0	0	0	0	W	26-7				
01/21	at Bills	P	2	2	0	0.0	0.0	0	0	0	0	0	0	0	1	0	0	0	0	0	0	0	0	0	0	0	0	0	W	27-24				
01/28	at Ravens	P	2	2	0	0.0	0.0	0	0	0	0	0	0	0	0	0	0	0	0	0	0	0	0	0	0	0	0	W	17-10					
02/11	49ers	P	2	2	0	0.0	0.0	0	0	0	0	0	0	0	0	0	0	0	0	0	0	0	0	0	0	1	0	0	W	25-22+				
2023 TOTALS			4-0	6	6	0	0.0	0.0	0	0	0	0	0	0	1	0	0	0	0	0	0	0	0	0	0	1	0	0	0	0	0	0	0	4-0

+ - Overtime





JUSTIN WATSON



WIDE RECEIVER #84
PENNSYLVANIA

7TH YEAR IN THE NFL

3RD YEAR WITH THE CHIEFS

HEIGHT: 6'2"
WEIGHT: 215 LBS
DRAFTED: FA-22
BIRTHDAY: 4/4/96

- 👁️ Watson enters his third season with the Chiefs in 2024.
- 👁️ Originally entered the NFL as a fifth-round pick (144th overall) by the Tampa Bay Buccaneers in the 2018 NFL Draft.

Re-signed with Kansas City (4/17/23) ... Signed with Kansas City (2/5/22) ... Released by Tampa Bay (1/31/22) ... Signed with Tampa Bay's practice squad (1/18/22) ... Released by Tampa Bay (1/15/22) ... Originally entered the NFL as a fifth-round pick (144th overall) by the Tampa Bay Buccaneers in the 2018 NFL Draft.

Transactions:

COLLEGE

Was a standout wide receiver at UPenn from 2014 to 2017 ... Finished his UPenn career first in receptions (286), first in receiving yards (3,777), first in receiving touchdowns (33), first in all-purpose yards (4,116), second in total touchdowns (34) and fourth in scoring (208 points) ... Was also decorated amongst other Ivy League players, finishing first in 100-yard games (19), consecutive games with a receiving touchdown (10) and consecutive games with a reception (40) ... 2015, 2016 Ivy League Champion ... Two-time Finalist for STATS FCS Walter Payton Award as FCS Offensive Player of the Year (2016, 2017) ... Two-time Finalist for STATS FCS Doris Robinson Award as Student-Athlete of the Year (2016-17) ... 2017 STATS FCS first-team All-American ... 2017 AP third-team All-American ... 2017 CollegeSportsMadness.com third-team All-American ... 2017 unanimous first-team All-Ivy ... 2017 ECAC All-Star ... 2017 National Football Foundation William V. Campbell Trophy Semifinalist as Scholar-Athlete of the Year ... 2017 *Philadelphia Inquirer* Academic All-Area Performer of the Year ... 2016 STATS FCS second-team All-American ... 2016 unanimous first-team All-Ivy ... 2016 ECAC All-Star ... 2016 Ivy League Offensive Player of the Week (10/31, 11/14) ... 2016 CoSIDA Academic All-District honoree ... 2016 FCS Athletic Directors Association Academic All-Star ... 2016 *Philadelphia Inquirer* Academic All-Area Performer of the Year ... 2015 STATS FCS third-team All-American ... 2015 unanimous first-team All-Ivy ... 2015 *Philadelphia Inquirer* Academic All-Area Performer of the Year ... 2015 Ivy League Offensive Player of the Week (9/27, 11/16) ... 2015 STATS FCS National Offensive Player of the Week (11/14) ... Three-time finalist for Ivy League Offensive Player of the Year (2015, 2016, 2017).

PERSONAL

- 👁️ Lettered three years in football and served as team captain as a senior.
- 👁️ Named first-team All-State and All-Conference as a senior.
- 👁️ Set league records with 1,568 receiving yards and 22 touchdown receptions in a season (2013), which placed him fourth and third in state history in those categories, respectively.
- 👁️ Selected as 2013 *Almanac* MVP.
- 👁️ Named to *Pittsburgh Tribune-Review* Terrific 22, *Observer Reporter* Elite 11 and *Pittsburgh Post-Gazette* West Fabulous 22 as a senior.
- 👁️ Selected to 2014 Big 33 All Star Game.
- 👁️ Named to 2013 All-Academic Gold team by *Pennsylvania Football News*.
- 👁️ Member of the winningest class in South Fayette history at 49-6, including 27-1 over his final two seasons with a perfect 16-0 record en route to the 2013 state championship.
- 👁️ Also won three conference titles and two district championships.
- 👁️ Also lettered three years in basketball and served as captain as a senior.
- 👁️ Son of Terri and Doug Watson.
- 👁️ Was a finance major at the Wharton School at the University of Pennsylvania.



JUSTIN WATSON'S NFL REGULAR SEASON RUSHING/RECEIVING STATISTICS

DATE	TEAM	GP	GS	RECEIVING					RUSHING				
				NO.	YDS.	AVG.	LG	TD	NO.	YDS.	AVG.	LG	TD
2018	Buccaneers	12	0	1	5	5.0	5	0	0	0	0.0	0	0
2019	Buccaneers	16	2	15	159	10.6	17t	2	0	0	0.0	0	0
2020	Buccaneers	11	2	7	94	13.4	36	0	0	0	0.0	0	0
2021	Buccaneers	1	0	0	0	0.0	0	0	0	0	0.0	0	0
2022	Chiefs	17	5	15	315	21.0	67	2	0	0	0.0	0	0
2023	Chiefs	16	8	27	460	17.0	41	3	0	0	0.0	0	0
2024	Chiefs	3	1	4	60	15.0	25	0	0	0	0.0	0	0
NFL TOTALS		76	18	69	1,093	15.8	67	7	0	0	0.0	0	0

JUSTIN WATSON'S NFL POSTSEASON RUSHING/RECEIVING STATISTICS

DATE	TEAM	GP	GS	RECEIVING					RUSHING				
				NO.	YDS.	AVG.	LG	TD	NO.	YDS.	AVG.	LG	TD
2020	Buccaneers	1	0	0	0	0.0	0	0	0	0	0.0	0	0
2021	Buccaneers	0	0	0	0	0.0	0	0	0	0	0.0	0	0
2022	Chiefs	2	0	3	30	10.0	12	0	0	0	0.0	0	0
2023	Chiefs	4	1	6	90	15.0	25	0	0	0	0.0	0	0
NFL TOTALS		7	1	9	120	13.3	25	0	0	0	0.0	0	0

JUSTIN WATSON'S NFL REGULAR SEASON RETURN STATISTICS

DATE	TEAM	KICKOFF RETURNS					PUNT RETURNS					
		RET.	YDS.	AVG.	LG	TD	NO.	FC	YDS.	AVG.	LG	TD
2018	Buccaneers	0	0	0.0	0	0	0	0	0	0.0	0	0
2019	Buccaneers	0	0	0.0	0	0	2	5	3	1.5	7	0
2020	Buccaneers	2	19	9.5	13	0	0	0	0	0.0	0	0
2021	Buccaneers	0	0	0.0	0	0	0	0	0	0.0	0	0
2022	Chiefs	0	0	0.0	0	0	5	3	39	7.8	17	0
2023	Chiefs	0	0	0.0	0	0	0	0	0	0.0	0	0
2024	Chiefs	0	0	0.0	0	0	0	0	0	0.0	0	0
NFL TOTALS		2	19	9.5	13	0	7	8	42	6.0	17	0

JUSTIN WATSON'S NFL POSTSEASON RETURN STATISTICS

DATE	TEAM	KICKOFF RETURNS					PUNT RETURNS					
		RET.	YDS.	AVG.	LG	TD	NO.	FC	YDS.	AVG.	LG	TD
2020	Buccaneers	0	0	0.0	0	0	0	0	0	0.0	0	0
2021	Buccaneers	0	0	0.0	0	0	0	0	0	0.0	0	0
2022	Chiefs	0	0	0.0	0	0	0	0	0	0.0	0	0
2023	Chiefs	0	0	0.0	0	0	0	0	0	0.0	0	0
NFL TOTALS		0	0	0.0	0	0	0	0	0	0.0	0	0



SINGLE-GAME HIGHS: RUSHING/RECEIVING

Receptions 5 vs. Philadelphia, Nov 20, 2023
 5 vs. Houston, Dec 21, 2019
 5 vs. Indianapolis, Dec 08, 2019
 4 vs. Las Vegas, Dec 25, 2023
 ...1 more at 4.

Receiving Yards 67 at Las Vegas, Jan 07, 2023
 67 at L.A. Chargers, Nov 20, 2022
 62 at Jacksonville, Sep 17, 2023
 59 vs. Indianapolis, Dec 08, 2019
 56 at Minnesota, Oct 08, 2023

Receiving Average 22.3 at L.A. Chargers, Nov 20, 2022
 20.7 at Jacksonville, Sep 17, 2023
 11.8 vs. Indianapolis, Dec 08, 2019
 10.6 vs. Philadelphia, Nov 20, 2023
 10.0 vs. L.A. Chargers, Oct 04, 2020

Longest Receptions 67 at Las Vegas, Jan 07, 2023
 41 vs. Cincinnati, Dec 31, 2023
 41t vs. L.A. Chargers, Sep 15, 2022
 37 vs. Chicago, Sep 24, 2023
 36 vs. Carolina, Sep 20, 2020

Receiving TDs 1 vs. Las Vegas, Dec 25, 2023
 1 at Las Vegas, Nov 26, 2023
 1 vs. Philadelphia, Nov 20, 2023
 ...4 more at 1.

All-Purpose Yards 67 at Las Vegas, Jan 07, 2023
 67 at L.A. Chargers, Nov 20, 2022
 62 at Jacksonville, Sep 17, 2023
 62 vs. Indianapolis, Dec 08, 2019
 56 at Minnesota, Oct 08, 2023

Kickoff Returns 1 vs. Kansas City, Nov 29, 2020
 1 at N.Y. Giants, Nov 02, 2020

Kickoff Return Yards 13 at N.Y. Giants, Nov 02, 2020
 6 vs. Kansas City, Nov 29, 2020

Longest Kickoff Return 13 at N.Y. Giants, Nov 02, 2020
 6 vs. Kansas City, Nov 29, 2020

Fair Catches 3 at Detroit, Dec 15, 2019
 2 vs. Indianapolis, Dec 08, 2019
 1 at Denver, Dec 11, 2022
 1 at Cincinnati, Dec 04, 2022
 1 vs. L.A. Rams, Nov 27, 2022

Punt Return Yards 22 at Denver, Dec 11, 2022
 17 vs. Tennessee, Nov 06, 2022
 3 vs. Indianapolis, Dec 08, 2019

Longest Punt Return 17 vs. Tennessee, Nov 06, 2022
 7 at Denver, Dec 11, 2022
 7 at Denver, Dec 11, 2022
 7 at Denver, Dec 11, 2022
 ...1 more at 7.

Punt Returns 4 at Denver, Dec 11, 2022
 2 vs. Indianapolis, Dec 08, 2019
 1 vs. Tennessee, Nov 06, 2022

Punt Return Average 5.5 at Denver, Dec 11, 2022

Special Teams Tackles 2 at Carolina, Nov 15, 2020
 2 at New Orleans, Sep 13, 2020
 2 vs. Arizona, Nov 10, 2019
 1 at New England, Dec 17, 2023
 ...14 more at 1.

Most TDs 1 vs. Las Vegas, Dec 25, 2023
 1 at Las Vegas, Nov 26, 2023
 1 vs. Philadelphia, Nov 20, 2023
 ...4 more at 1.

Miscellaneous Tackles 1 at Jacksonville, Sep 17, 2023

SINGLE-GAME HIGHS - POSTSEASON: RUSHING/RECEIVING

Receptions 3 vs. San Francisco, Feb 11, 2024
 2 vs. Miami, Jan 13, 2024
 2 at Philadelphia, Feb 12, 2023
 1 at Baltimore, Jan 28, 2024
 1 vs. Jacksonville, Jan 21, 2023

Receiving Yards 54 vs. San Francisco, Feb 11, 2024
 20 vs. Miami, Jan 13, 2024
 18 at Philadelphia, Feb 12, 2023
 16 at Baltimore, Jan 28, 2024
 12 vs. Jacksonville, Jan 21, 2023

Receiving Average 18.0 vs. San Francisco, Feb 11, 2024

Longest Receptions 25 vs. San Francisco, Feb 11, 2024
 21 vs. San Francisco, Feb 11, 2024
 16 at Baltimore, Jan 28, 2024
 12 at Philadelphia, Feb 12, 2023
 12 vs. Jacksonville, Jan 21, 2023

All-Purpose Yards 54 vs. San Francisco, Feb 11, 2024
 20 vs. Miami, Jan 13, 2024
 18 at Philadelphia, Feb 12, 2023
 16 at Baltimore, Jan 28, 2024
 12 vs. Jacksonville, Jan 21, 2023
 1 at Green Bay, Jan 24, 2021

Special Teams Tackles 1 at Green Bay, Jan 24, 2021

Longest Own Fumble Return 2 vs. San Francisco, Feb 11, 2024



2018 GAME-BY-GAME REGULAR-SEASON STATISTICS (BUCCANEERS)

DATE	OPPONENT	P/S	RECEIVING					RUSHING					W/L	SCORE
			NO.	YDS.	AVG.	LG	TD	NO.	YDS.	AVG.	LG	TD		
09/09	at Saints												W	48-40
09/16	Eagles												W	27-21
09/24	Steelers												L	27-30
09/30	at Bears	P	0	0	0.0	0	0	0	0	0.0	0	0	L	10-48
10/14	at Falcons	P	0	0	0.0	0	0	0	0	0.0	0	0	L	29-34
10/21	Browns	P	0	0	0.0	0	0	0	0	0.0	0	0	W	26-23+
10/28	at Bengals	P	1	5	5.0	5	0	0	0	0.0	0	0	L	34-37
11/04	at Panthers	P	0	0	0.0	0	0	0	0	0.0	0	0	L	28-42
11/11	Redskins	P	0	0	0.0	0	0	0	0	0.0	0	0	L	3-16
11/18	at Giants	P	0	0	0.0	0	0	0	0	0.0	0	0	L	35-38
11/25	49ers	P	0	0	0.0	0	0	0	0	0.0	0	0	W	27-9
12/02	Panthers	P	0	0	0.0	0	0	0	0	0.0	0	0	W	24-17
12/09	Saints	P	0	0	0.0	0	0	0	0	0.0	0	0	L	14-28
12/16	at Ravens	P	0	0	0.0	0	0	0	0	0.0	0	0	L	12-20
12/23	at Cowboys												L	20-27
12/30	Falcons	P	0	0	0.0	0	0	0	0	0.0	0	0	L	32-34
2018 TOTALS		12-0	1	5	5.0	5	0	0	0	0.0	0	0	5-11	

+ - Overtime

2019 GAME-BY-GAME REGULAR-SEASON STATISTICS (BUCCANEERS)

DATE	OPPONENT	P/S	RECEIVING					RUSHING					W/L	SCORE
			NO.	YDS.	AVG.	LG	TD	NO.	YDS.	AVG.	LG	TD		
09/08	49ers	P	0	0	0.0	0	0	0	0	0.0	0	0	L	17-31
09/12	at Panthers	P	0	0	0.0	0	0	0	0	0.0	0	0	W	20-14
09/22	Giants	P	0	0	0.0	0	0	0	0	0.0	0	0	L	31-32
09/29	at Rams	P	1	13	13.0	13	0	0	0	0.0	0	0	W	55-40
10/06	at Saints	P	0	0	0.0	0	0	0	0	0.0	0	0	L	24-31
10/13	Panthers	P	0	0	0.0	0	0	0	0	0.0	0	0	L	26-37
10/27	at Titans	P	0	0	0.0	0	0	0	0	0.0	0	0	L	23-27
11/03	at Seahawks	P	0	0	0.0	0	0	0	0	0.0	0	0	L	34-40+
11/10	Cardinals	P	0	0	0.0	0	0	0	0	0.0	0	0	W	30-27
11/17	Saints	P	0	0	0.0	0	0	0	0	0.0	0	0	L	17-34
11/24	at Falcons	P	0	0	0.0	0	0	0	0	0.0	0	0	W	35-22
12/01	at Jaguars	P	0	0	0.0	0	0	0	0	0.0	0	0	W	28-11
12/08	Colts	P	5	59	11.8	17t	1	0	0	0.0	0	0	W	38-35
12/15	at Lions	P	2	17	8.5	12	0	0	0	0.0	0	0	W	38-17
12/21	Texans	S	5	43	8.6	12	1	0	0	0.0	0	0	L	20-23
12/29	Falcons	S	2	27	13.5	17	0	0	0	0.0	0	0	L	22-28+
2019 TOTALS		16-2	15	159	10.6	17T	2	0	0	0.0	0	0	7-9	

+ - Overtime

2020 GAME-BY-GAME REGULAR-SEASON STATISTICS (BUCCANEERS)

DATE	OPPONENT	P/S	RECEIVING					RUSHING					W/L	SCORE
			NO.	YDS.	AVG.	LG	TD	NO.	YDS.	AVG.	LG	TD		
09/13	at Saints	P	1	6	6.0	6	0	0	0	0.0	0	0	L	23-34
09/20	Panthers	S	2	48	24.0	36	0	0	0	0.0	0	0	W	31-17
09/27	at Broncos												W	28-10
10/04	Chargers	S	4	40	10.0	15	0	0	0	0.0	0	0	W	38-31
10/08	at Bears												L	19-20
10/18	Packers	P	0	0	0.0	0	0	0	0	0.0	0	0	W	38-10
10/25	at Raiders	P	0	0	0.0	0	0	0	0	0.0	0	0	W	45-20
11/02	at Giants	P	0	0	0.0	0	0	0	0	0.0	0	0	W	25-23
11/08	Saints												L	3-38
11/15	at Panthers	P	0	0	0.0	0	0	0	0	0.0	0	0	W	46-23
11/23	Rams	P	0	0	0.0	0	0	0	0	0.0	0	0	L	24-27
11/29	Chiefs	P	0	0	0.0	0	0	0	0	0.0	0	0	L	24-27
12/13	Vikings	P	0	0	0.0	0	0	0	0	0.0	0	0	W	26-14
12/20	at Falcons												W	31-27
12/26	at Lions												W	47-7
01/03	Falcons	P	0	0	0.0	0	0	0	0	0.0	0	0	W	44-27
2020 TOTALS		11-2	7	94	13.4	36	0	0	0	0.0	0	0	11-5	



2021 GAME-BY-GAME REGULAR-SEASON STATISTICS (BUCCANEERS)

DATE	OPPONENT	P/S	RECEIVING					RUSHING					W/L	SCORE
			NO.	YDS.	AVG.	LG	TD	NO.	YDS.	AVG.	LG	TD		
09/09	Cowboys												W	31-29
09/19	Falcons												W	48-25
09/26	at Rams												L	24-34
10/03	at Patriots												W	19-17
10/10	Dolphins												W	45-17
10/14	at Eagles												W	28-22
10/24	Bears												W	38-3
10/31	at Saints												L	27-36
11/14	at Football Team												L	19-29
11/22	Giants												W	30-10
11/28	at Colts												W	38-31
12/05	at Falcons												W	30-17
12/12	Bills												W	33-27+
12/19	Saints												L	0-9
12/26	at Panthers	P	0	0	0.0	0	0	0	0	0.0	0	0	W	32-6
01/02	at Jets												W	28-24
01/09	Panthers												W	41-17
2021 TOTALS		1-0	0	0	0.0	0	0	0	0	0.0	0	0	13-4	

+ - Overtime

2022 GAME-BY-GAME REGULAR-SEASON STATISTICS (CHIEFS)

DATE	OPPONENT	P/S	RECEIVING					RUSHING					W/L	SCORE
			NO.	YDS.	AVG.	LG	TD	NO.	YDS.	AVG.	LG	TD		
09/11	at Cardinals	P	0	0	0.0	0	0	0	0	0.0	0	0	W	44-21
09/15	Chargers	P	2	50	25.0	41t	1	0	0	0.0	0	0	W	27-24
09/25	at Colts	P	0	0	0.0	0	0	0	0	0.0	0	0	L	17-20
10/02	at Buccaneers	P	0	0	0.0	0	0	0	0	0.0	0	0	W	41-31
10/10	Raiders	P	1	10	10.0	10	0	0	0	0.0	0	0	W	30-29
10/16	Bills	P	0	0	0.0	0	0	0	0	0.0	0	0	L	20-24
10/23	at 49ers	P	1	4	4.0	4t	1	0	0	0.0	0	0	W	44-23
11/06	Titans	P	2	37	18.5	31	0	0	0	0.0	0	0	W	20-17+
11/13	Jaguars	P	1	12	12.0	12	0	0	0	0.0	0	0	W	27-17
11/20	at Chargers	S	3	67	22.3	29	0	0	0	0.0	0	0	W	30-27
11/27	Rams	S	2	26	13.0	14	0	0	0	0.0	0	0	W	26-10
12/04	at Bengals	S	1	15	15.0	15	0	0	0	0.0	0	0	L	24-27
12/11	at Broncos	S	0	0	0.0	0	0	0	0	0.0	0	0	W	34-28
12/18	at Texans	P	0	0	0.0	0	0	0	0	0.0	0	0	W	30-24+
12/24	Seahawks	S	0	0	0.0	0	0	0	0	0.0	0	0	W	24-10
01/01	Broncos	P	1	27	27.0	27	0	0	0	0.0	0	0	W	27-24
01/07	at Raiders	P	1	67	67.0	67	0	0	0	0.0	0	0	W	31-13
2022 TOTALS		17-5	15	315	21.0	67	2	0	0	0.0	0	0	14-3	

+ - Overtime

2023 GAME-BY-GAME REGULAR-SEASON STATISTICS (CHIEFS)

DATE	OPPONENT	P/S	RECEIVING					RUSHING					W/L	SCORE
			NO.	YDS.	AVG.	LG	TD	NO.	YDS.	AVG.	LG	TD		
09/07	Lions	P	2	45	22.5	26	0	0	0	0.0	0	0	L	20-21
09/17	at Jaguars	S	3	62	20.7	34	0	0	0	0.0	0	0	W	17-9
09/24	Bears	P	2	51	25.5	37	0	0	0	0.0	0	0	W	41-10
10/01	at Jets	S	1	5	5.0	5	0	0	0	0.0	0	0	W	23-20
10/08	at Vikings	P	2	56	28.0	33	0	0	0	0.0	0	0	W	27-20
10/12	Broncos	P	0	0	0.0	0	0	0	0	0.0	0	0	W	19-8
10/22	Chargers												W	31-17
10/29	at Broncos	P	2	42	21.0	27	0	0	0	0.0	0	0	L	9-24
11/05	Dolphins	S	2	15	7.5	8	0	0	0	0.0	0	0	W	21-14
11/20	Eagles	P	5	53	10.6	17	1	0	0	0.0	0	0	L	17-21
11/26	at Raiders	S	1	3	3.0	3t	1	0	0	0.0	0	0	W	31-17
12/03	at Packers	S	0	0	0.0	0	0	0	0	0.0	0	0	L	19-27
12/10	Bills	P	1	18	18.0	18	0	0	0	0.0	0	0	L	17-20
12/17	at Patriots	S	1	31	31.0	31	0	0	0	0.0	0	0	W	27-17
12/25	Raiders	S	4	38	9.5	11	1	0	0	0.0	0	0	L	14-20
12/31	Bengals	S	1	41	41.0	41	0	0	0	0.0	0	0	W	25-17
01/07	at Chargers	P	0	0	0.0	0	0	0	0	0.0	0	0	W	13-12
2023 TOTALS		16-8	27	460	17.0	41	3	0	0	0.0	0	0	11-6	

2024 GAME-BY-GAME REGULAR-SEASON STATISTICS (CHIEFS)

DATE	OPPONENT	P/S	RECEIVING					RUSHING					W/L	SCORE
			NO.	YDS.	AVG.	LG	TD	NO.	YDS.	AVG.	LG	TD		
09/05	Ravens	P	1	25	25.0	25	0	0	0	0.0	0	0	W	27-20
09/15	Bengals	P	2	22	11.0	16	0	0	0	0.0	0	0	W	26-25
09/22	at Falcons	S	1	13	13.0	13	0	0	0	0.0	0	0	W	22-17
2024 TOTALS		3-1	4	60	15.0	25	0	0	0	0.0	0	0	3-0	



2020 GAME-BY-GAME POSTSEASON STATISTICS (BUCCANEERS)

DATE	OPPONENT	P/S	RECEIVING					RUSHING					W/L	SCORE
			NO.	YDS.	AVG.	LG	TD	NO.	YDS.	AVG.	LG	TD		
01/09	at Football Team												W	31-23
01/17	at Saints												W	30-20
01/24	at Packers	P	0	0	0.0	0	0	0	0	0.0	0	0	W	31-26
02/07	Chiefs												W	31-9
2020 TOTALS		1-0	0	0	0.0	0	0	0	0	0.0	0	0	4-0	

2021 GAME-BY-GAME POSTSEASON STATISTICS (BUCCANEERS)

DATE	OPPONENT	P/S	RECEIVING					RUSHING					W/L	SCORE
			NO.	YDS.	AVG.	LG	TD	NO.	YDS.	AVG.	LG	TD		
01/16	Eagles												W	31-15
01/23	Rams												L	27-30
2021 TOTALS		0-0	0	0	0.0	0	0	0	0	0.0	0	0	1-1	

2022 GAME-BY-GAME POSTSEASON STATISTICS (CHIEFS)

DATE	OPPONENT	P/S	RECEIVING					RUSHING					W/L	SCORE
			NO.	YDS.	AVG.	LG	TD	NO.	YDS.	AVG.	LG	TD		
01/21	Jaguars	P	1	12	12.0	12	0	0	0	0.0	0	0	W	27-20
01/29	Bengals												W	23-20
02/12	at Eagles	P	2	18	9.0	12	0	0	0	0.0	0	0	W	38-35
2022 TOTALS		2-0	3	30	10.0	12	0	0	0	0.0	0	0	3-0	

2023 GAME-BY-GAME POSTSEASON STATISTICS (CHIEFS)

DATE	OPPONENT	P/S	RECEIVING					RUSHING					W/L	SCORE
			NO.	YDS.	AVG.	LG	TD	NO.	YDS.	AVG.	LG	TD		
01/13	Dolphins	P	2	20	10.0	10	0	0	0	0.0	0	0	W	26-7
01/21	at Bills	P	0	0	0.0	0	0	0	0	0.0	0	0	W	27-24
01/28	at Ravens	S	1	16	16.0	16	0	0	0	0.0	0	0	W	17-10
02/11	49ers	P	3	54	18.0	25	0	0	0	0.0	0	0	W	25-22+
2023 TOTALS		4-1	6	90	15.0	25	0	0	0	0.0	0	0	4-0	

+ - Overtime





CARSON WENTZ

QUARTERBACK #11
NORTH DAKOTA STATE



9TH YEAR IN THE NFL

1ST YEAR WITH THE CHIEFS

HEIGHT: 6'5"
WEIGHT: 237 LBS
DRAFTED: FA-24
BIRTHDAY: 12/30/92

- Wentz enters his first season with the Chiefs in 2024.
- Originally entered the NFL as a first-round pick (second overall) in the 2016 NFL Draft.

Career Highlights:

- Recorded five rushing touchdowns in 2020 which were the most by an Eagles QB since Michael Vick in 2010.
- Finished the 2019 regular season as the only quarterback to throw a touchdown in all 16 regular seasons games, leading the Eagles to an NFC East division title.
- Registered the highest completion percentage in Eagles single-season history (.696) in 2018.
- In 2017, Wentz led the Eagles to an 11-2 record in games he started (sustained season-ending knee injury in Week 14).
- Was a member of the Super Bowl LII winning Eagles team, sidelined with a knee injury in Week 14.
- Set Eagles franchise record for single-seasons passing touchdowns with 33.
- Set an Eagles and all-time NFL rookie record in 2016 with 379 completions, while posting a franchise rookie record in pass attempts (607), passing yards (3,782), completion

- percentage (.624), passing TDs (16) and passer rating (79.3).
- Threw for the fourth-most passing yards (3,782) in single-season Eagles history in 2016.
- His 2016 completion percentage of .624 was the third-highest mark by a rookie in NFL history.
- Became the fourth rookie in NFL history to throw for 3,500+ yards while completing more than 60 percent of their passes in 2016.
- Played five seasons (2016-20) for the Philadelphia Eagles.

Honors:

- Named second-team AP All-Pro following the 2017 season.
- Selected to Pro Bowl following the 2017 season.
- 2017 Bert Bell Trophy (Maxwell Club Player of the Year).

Transactions: Signed by Kansas City (4/2/24) ... Signed by the Los Angeles Rams (11/07/23) ... Cut by Washington (2/27/23) ... Traded to Washington (3/16/22) ... Traded to Indianapolis (3/17/21) ... Re-signed by Philadelphia (6/6/2019) ... Originally entered the NFL as a first-round pick (second overall) in the 2016 NFL Draft.

COLLEGE

Played five years for North Dakota State University ... Was a two-year team captain for the 2014 and 2015 squads ... Went on to win the NCAA Division I FCS National Championship both years as captain ... Went 20-3 as a starter ... Missed eight games his senior year due to a broken wrist but returned for FCS National Championship Game ... Was the first North Dakota native to quarterback the Bison to a national championship ... Finished his career at NDSU third in team history for passing attempts (612), completions (392), yards (5,115), touchdowns (45) and completion percentage (.641) ... Was voted his junior and senior years as Most Outstanding Player of the NCAA Championship Game ... As a senior in 2015, started six games before being sidelined with a wrist injury ... Returned for the National Championship Game going 16-for-29 for 197 yards and one touchdown for the win over Jacksonville State ... Was Missouri Valley Football Conference Offensive Player of the Week after Northern Iowa win ... As a junior in 2014, started 16 games ... Set NDSU single-season record for passing attempts, completions, yards and total offense per game ... Threw for 3,111 yards and completed 228 passes with 25 touchdowns ... Was second-leading rusher with 138 carries for 642 yards and six touchdowns ... As a sophomore in 2013, played in 11 games and completed 22-of-30 passes ... Threw for 209 yards and one touchdown ... Received MVFC Honor Roll and Commissioner's Academic Excellence Award ... Was NCAA Elite 89 award winner for the highest GPA at FCS National Championship Game ... Was a freshman in 2012, appearing in eight games and completing 12-of-16 passes for 144 yards and two touchdowns ... Was awarded MVFC Honor Roll and Commissioner's Academic Excellence Award ... Redshirted in 2011 and was named to MVFC Honor Roll.

PERSONAL

- Majored in health education and physical education with a minor in psychology.
- Maintained a cumulative 4.0 GPA through his senior season.
- Son of Doug Wentz and Cathy Anhalt, both North Dakota natives.

REGULAR SEASON COMPARISON: PASSING - LOS ANGELES CHARGERS

DATE	OPP	W/L	GP/GS	C	ATT	YDS.	AVG.	TD	LG	INT	SK	SKYD	RTG
10/1/17	PHI @ LAC	W	S	17	31	242	7.8	1	38	0	1	2	91.1
TOTALS		1/0	1/1	17	31	242	7.8	1	38	0	1	2	--



CARSON WENTZ'S NFL REGULAR SEASON PASSING STATISTICS

DATE	TEAM	GP	GS	ATT.	CMP.	PCT.	YDS	AVG.	TD	INT.	LG	SK	LST	RATE
2016	Eagles	16	16	607	379	62.4	3,782	6.2	16	14	73t	33	213	79.3
2017	Eagles	13	13	440	265	60.2	3,296	7.5	33	7	72t	28	162	101.9
2018	Eagles	11	11	401	279	69.6	3,074	7.7	21	7	58	31	202	102.2
2019	Eagles	16	16	607	388	63.9	4,039	6.7	27	7	53t	37	230	93.1
2020	Eagles	12	12	437	251	57.4	2,620	6.0	16	15	59	50	326	72.8
2021	Colts	17	17	516	322	62.4	3,563	6.9	27	7	76t	32	227	94.6
2022	Commanders	8	7	276	172	62.3	1,755	6.4	11	9	75t	26	159	80.2
2023	Commanders	0	0	0	0	0.0	0	0.0	0	0	0	0	0	0.0
Went from Washington to L.A. Rams .														
2023	Rams	2	1	24	17	70.8	163	6.8	2	1	29	2	14	99.8
2023	TOTAL	2	1	24	17	70.8	163	6.8	2	1	29	2	14	99.8
2024	Chiefs	0	0	0	0	0.0	0	0.0	0	0	0	0	0	0.0
TOTALS		95	93	3,308	2,073	62.7	22,292	6.7	153	67	76T	239	1,533	89.4

CARSON WENTZ'S NFL POSTSEASON PASSING STATISTICS

DATE	TEAM	GP	GS	ATT.	CMP.	PCT.	YDS	AVG.	TD	INT.	LG	SK	LST	RATE
2017	Eagles	0	0	0	0	0.0	0	0.0	0	0	0	0	0	0.0
2018	Eagles	0	0	0	0	0.0	0	0.0	0	0	0	0	0	0.0
2019	Eagles	1	1	4	1	25.0	3	0.8	0	0	3	1	1	39.6
2023	Rams	0	0	0	0	0.0	0	0.0	0	0	0	0	0	0.0
TOTALS		1	1	4	1	25.0	3	0.8	0	0	3	1	1	39.6

CARSON WENTZ'S NFL REGULAR SEASON RUSHING STATISTICS

DATE	TEAM	NO.	YDS.	AVG.	LG	TD
2016	Eagles	46	150	3.3	17	2
2017	Eagles	64	299	4.7	24	0
2018	Eagles	34	93	2.7	13	0
2019	Eagles	62	243	3.9	19	1
2020	Eagles	52	276	5.3	40	5
2021	Colts	57	215	3.8	18	1
2022	Commanders	22	86	3.9	18	1
2023	Commanders	0	0	0.0	0	0
Went from Washington to L.A. Rams .						
2023	Rams	17	56	3.3	12t	1
2023	TOTAL	17	56	3.3	12t	1
2024	Chiefs	0	0	0.0	0	0
TOTALS		354	1,418	4.0	40	11

CARSON WENTZ'S NFL POSTSEASON RUSHING STATISTICS

DATE	TEAM	NO.	YDS.	AVG.	LG	TD
2017	Eagles	0	0	0.0	0	0
2018	Eagles	0	0	0.0	0	0
2019	Eagles	0	0	0.0	0	0
2023	Rams	0	0	0.0	0	0
TOTALS		0	0	0.0	0	0



CARSON WENTZ'S NFL REGULAR SEASON PASSING/RUSHING STATISTICS

DATE	TEAM	GP	GS	PASSING										RUSHING					
				ATT.	CMP.	PCT.	YDS	AVG.	TD	INT.	LG	SK	LST	RATE	NO.	YDS.	AVG.	LG	TD
2016	Eagles	16	16	607	379	62.4	3,782	6.2	16	14	73t	33	213	79.3	46	150	3.3	17	2
2017	Eagles	13	13	440	265	60.2	3,296	7.5	33	7	72t	28	162	101.9	64	299	4.7	24	0
2018	Eagles	11	11	401	279	69.6	3,074	7.7	21	7	58	31	202	102.2	34	93	2.7	13	0
2019	Eagles	16	16	607	388	63.9	4,039	6.7	27	7	53t	37	230	93.1	62	243	3.9	19	1
2020	Eagles	12	12	437	251	57.4	2,620	6.0	16	15	59	50	326	72.8	52	276	5.3	40	5
2021	Colts	17	17	516	322	62.4	3,563	6.9	27	7	76t	32	227	94.6	57	215	3.8	18	1
2022	Commanders	8	7	276	172	62.3	1,755	6.4	11	9	75t	26	159	80.2	22	86	3.9	18	1
2023	Commanders	0	0	0	0	0.0	0	0.0	0	0	0	0	0	0.0	0	0	0.0	0	0
				Went from Washington to L.A. Rams .															
2023	Rams	2	1	24	17	70.8	163	6.8	2	1	29	2	14	99.8	17	56	3.3	12t	1
2023	TOTAL	2	1	24	17	70.8	163	6.8	2	1	29	2	14	99.8	17	56	3.3	12t	1
2024	Chiefs	0	0	0	0	0.0	0	0.0	0	0	0	0	0	0.0	0	0	0.0	0	0
TOTALS		95	93	3,308	2,073	62.7	22,292	6.7	153	67	76T	239	1,533	89.4	354	1,418	4.0	40	11

CARSON WENTZ'S NFL POSTSEASON PASSING/RUSHING STATISTICS

DATE	TEAM	GP	GS	PASSING										RUSHING					
				ATT.	CMP.	PCT.	YDS	AVG.	TD	INT.	LG	SK	LST	RATE	NO.	YDS.	AVG.	LG	TD
2017	Eagles	0	0	0	0	0.0	0	0.0	0	0	0	0	0	0.0	0	0	0.0	0	0
2018	Eagles	0	0	0	0	0.0	0	0.0	0	0	0	0	0	0.0	0	0	0.0	0	0
2019	Eagles	1	1	4	1	25.0	3	0.8	0	0	3	1	1	39.6	0	0	0.0	0	0
2023	Rams	0	0	0	0	0.0	0	0.0	0	0	0	0	0	0.0	0	0	0.0	0	0
TOTALS		1	1	4	1	25.0	3	0.8	0	0	3	1	1	39.6	0	0	0.0	0	0

SINGLE-GAME HIGHS: QUARTERBACK

Pass Attempts	60 at Cincinnati, Dec 04, 2016 51 vs. Tennessee, Oct 31, 2021 50 vs. N.Y. Giants, Dec 09, 2019 50 at Tennessee, Sep 30, 2018 47 vs. Cincinnati, Sep 27, 2020 ...1 more at 47.	Passer Rating	134.3 vs. N.Y. Jets, Nov 04, 2021 128.5 at Baltimore, Oct 11, 2021 128.3 vs. Arizona, Oct 08, 2017 127.7 vs. Houston, Oct 17, 2021 126.3 vs. Washington, Oct 23, 2017
Pass Completions	36 at Cincinnati, Dec 04, 2016 33 vs. N.Y. Giants, Dec 09, 2019 33 vs. Seattle, Nov 24, 2019 33 at Tennessee, Sep 30, 2018 32 vs. Dallas, Nov 11, 2018 ...2 more at 32.	Rush Attempts	17 at San Francisco, Jan 07, 2024 9 vs. Cincinnati, Sep 27, 2020 8 vs. New England, Dec 18, 2021 8 at Buffalo, Oct 27, 2019 8 vs. Washington, Oct 23, 2017
Yards Passing	402 at Baltimore, Oct 11, 2021 364 at N.Y. Giants, Nov 06, 2016 360 vs. Dallas, Nov 11, 2018 359 vs. Tennessee, Oct 09, 2022 359 vs. N.Y. Giants, Oct 22, 2020	Rushing Yards	65 vs. Cincinnati, Sep 27, 2020 63 vs. Washington, Oct 23, 2017 56 at San Francisco, Jan 07, 2024 55 at Kansas City, Sep 17, 2017 49 vs. Baltimore, Oct 18, 2020
TD Passes	4 vs. Jacksonville, Sep 11, 2022 4 at L.A. Rams, Dec 10, 2017 4 vs. Denver, Nov 05, 2017 ...2 more at 4.	Rushing Average	7.9 vs. Washington, Oct 23, 2017 7.2 vs. Cincinnati, Sep 27, 2020 5.3 at San Francisco, Oct 04, 2020 4.4 at Buffalo, Oct 27, 2019 3.3 at San Francisco, Jan 07, 2024
Long Passes	76t at Baltimore, Oct 11, 2021 75t vs. Tennessee, Oct 09, 2022 73t vs. Pittsburgh, Sep 25, 2016 72t vs. Arizona, Oct 08, 2017 64t vs. Washington, Oct 23, 2017	Longest Runs	40 vs. Baltimore, Oct 18, 2020 24 vs. Cincinnati, Sep 27, 2020 24 at Kansas City, Sep 17, 2017 21 vs. Washington, Oct 23, 2017 21 at Carolina, Oct 12, 2017
Completion Percentage	81.1 vs. Carolina, Oct 21, 2018 77.5 vs. Dallas, Dec 22, 2019 75.8 at Detroit, Oct 09, 2016 75.0 at San Francisco, Dec 24, 2022 75.0 at Miami, Oct 03, 2021	Rushing TDs	1 at San Francisco, Jan 07, 2024 1 vs. Cleveland, Jan 01, 2023 1 at San Francisco, Oct 24, 2021 ...8 more at 1.

SINGLE-GAME HIGHS - POSTSEASON: QUARTERBACK

Pass Attempts	4 vs. Seattle, Jan 05, 2020	Yards Passing	3 vs. Seattle, Jan 05, 2020
Pass Completions	1 vs. Seattle, Jan 05, 2020	Long Passes	3 vs. Seattle, Jan 05, 2020



300-YARD PASSING GAMES (24): REGULAR SEASON

DATE	TEAM	NO.	YDS.	AVG.	LG	TD
09/25/16	STEELERS	23	301	13.1	73t	2
11/06/16	at Giants	27	364	13.5	58	0
12/04/16	at Bengals	36	308	8.6	41	1
12/11/16	COMMANDERS	32	314	9.8	29	1
09/10/17	at Commanders	26	307	11.8	58t	2
09/17/17	at Chiefs	25	333	13.3	53	2
10/08/17	CARDINALS	21	304	14.5	72t	4
12/03/17	at Seahawks	29	348	12.0	51	1
09/30/18	at Titans	33	348	10.5	56t	2
10/07/18	VIKINGS	24	311	13.0	48	2
10/21/18	PANTHERS	30	310	10.3	29	2
11/11/18	COWBOYS	32	360	11.3	51	2
12/03/18	COMMANDERS	27	306	11.3	39	2
09/08/19	COMMANDERS	28	313	11.2	53t	3
10/13/19	at Vikings	26	306	11.8	45	2
12/01/19	at Dolphins	28	310	11.1	27	3
12/09/19	GIANTS	33	325	9.8	30	2
12/22/19	COWBOYS	31	319	10.3	38	1
10/22/20	GIANTS	25	359	14.4	59	2
10/11/21	at Ravens	25	402	16.1	76t	2
11/28/21	BUCCANEERS	27	306	11.3	62t	3
09/11/22	JAGUARS	27	313	11.6	49t	4
09/18/22	at Lions	30	337	11.2	40	3
10/09/22	TITANS	25	359	14.4	75t	2

2016 GAME-BY-GAME REGULAR-SEASON STATISTICS (EAGLES)

DATE	OPPONENT	P/S	PASSING										RUSHING				W/L	SCORE	
			ATT	CMP	YDS	PCT	Y/A	Y/C	TD	INT	LG	SK/YD	RATE	ATT	YDS	LG			TD
09/11	Browns	S	37	22	278	59.5	7.5	12.6	2	0	35t	2/8	101.0	2	1	1	0	W	29-10
09/19	at Bears	S	34	21	190	61.8	5.6	9.0	1	0	32	2/10	86.6	6	10	7	0	W	29-14
09/25	Steelers	S	31	23	301	74.2	9.7	13.1	2	0	73t	0/0	125.9	1	10	10	0	W	34-3
10/09	at Lions	S	33	25	238	75.8	7.2	9.5	2	1	27	3/8	102.8	2	14	10	0	L	23-24
10/16	at Redskins	S	22	11	179	50.0	8.1	16.3	0	0	54	5/34	77.7	2	2	3	0	L	20-27
10/23	Vikings	S	28	16	138	57.1	4.9	8.6	1	2	27	0/0	52.4	5	6	6	0	W	21-10
10/30	at Cowboys	S	43	32	202	74.4	4.7	6.3	1	0	14	3/8	91.4	1	-3	-3	0	L	23-29+
11/06	at Giants	S	47	27	364	57.4	7.7	13.5	0	2	58	2/17	64.5	4	-4	3	0	L	23-28
11/13	Falcons	S	36	25	231	69.4	6.4	9.2	0	0	20	2/10	86.7	4	10	13	0	W	24-15
11/20	at Seahawks	S	45	23	218	51.1	4.8	9.5	2	2	26	2/23	61.2	1	2	2	0	L	15-26
11/28	Packers	S	36	24	254	66.7	7.1	10.6	0	1	24	4/43	75.5	4	33	17	1	L	13-27
12/04	at Bengals	S	60	36	308	60.0	5.1	8.6	1	3	41	1/2	58.2	3	16	10	0	L	14-32
12/11	Redskins	S	46	32	314	69.6	6.8	9.8	1	1	29	4/26	86.7	2	5	3	0	L	22-27
12/18	at Ravens	S	42	22	170	52.4	4.0	7.7	0	1	24	1/11	52.7	4	8	5	1	L	26-27
12/22	Giants	S	24	13	152	54.2	6.3	11.7	1	1	40t	0/0	70.1	4	27	11	0	W	24-19
01/01	Cowboys	S	43	27	245	62.8	5.7	9.1	2	0	20t	2/13	93.7	1	13	13	0	W	27-13
2016 TOTALS		16-16	607	379	3,782	62.4	6.2	10.0	16	14	73T	33/213	79.3	46	150	17	2	7-9	

+ - Overtime

2017 GAME-BY-GAME REGULAR-SEASON STATISTICS (EAGLES)

DATE	OPPONENT	P/S	PASSING										RUSHING				W/L	SCORE	
			ATT	CMP	YDS	PCT	Y/A	Y/C	TD	INT	LG	SK/YD	RATE	ATT	YDS	LG			TD
09/10	at Redskins	S	39	26	307	66.7	7.9	11.8	2	1	58t	2/9	96.8	4	6	4	0	W	30-17
09/17	at Chiefs	S	46	25	333	54.3	7.2	13.3	2	1	53	6/34	83.0	4	55	24	0	L	20-27
09/24	Giants	S	31	21	176	67.7	5.7	8.4	1	0	19	3/15	92.9	6	22	11	0	W	27-24
10/01	at Chargers	S	31	17	242	54.8	7.8	14.2	1	0	38	1/2	91.1	6	14	12	0	W	26-24
10/08	Cardinals	S	30	21	304	70.0	10.1	14.5	4	1	72t	1/7	128.3	6	11	7	0	W	34-7
10/12	at Panthers	S	30	16	222	53.3	7.4	13.9	3	0	37	3/13	110.7	6	25	21	0	W	28-23
10/23	Redskins	S	25	17	268	68.0	10.7	15.8	4	1	64t	3/24	126.3	8	63	21	0	W	34-24
10/29	49ers	S	32	18	211	56.3	6.6	11.7	2	1	53t	3/19	84.2	2	7	6	0	W	33-10
11/05	Broncos	S	27	15	199	55.6	7.4	13.3	4	0	32t	1/4	118.7	2	8	7	0	W	51-23
11/19	at Cowboys	S	27	14	168	51.9	6.2	12.0	2	0	28	0/0	95.9	6	13	6	0	W	37-9
11/26	Bears	S	36	23	227	63.9	6.3	9.9	3	0	22	1/4	109.4	5	29	16	0	W	31-3
12/03	at Seahawks	S	45	29	348	64.4	7.7	12.0	1	1	51	3/21	86.2	6	30	12	0	L	10-24
12/10	at Rams	S	41	23	291	56.1	7.1	12.7	4	1	46	1/10	100.8	3	16	6	0	W	43-35
12/17	at Giants																	W	34-29
12/25	Raiders																	W	19-10
12/31	Cowboys																	L	0-6
2017 TOTALS		13-13	440	265	3,296	60.2	7.5	12.4	33	7	72T	28/162	101.9	64	299	24	0	13-3	



2018 GAME-BY-GAME REGULAR-SEASON STATISTICS (EAGLES)

DATE	OPPONENT	P/S	PASSING											RUSHING				W/L	SCORE							
			ATT	CMP	YDS	PCT	Y/A	Y/C	TD	INT	LG	SK/YD	RATE	ATT	YDS	LG	TD									
09/06	Falcons																			INACTIVE					W	18-12
09/16	at Buccaneers																			INACTIVE					L	21-27
09/23	Colts	S	37	25	255	67.6	6.9	10.2	1	1	34	5/28	84.9	3	10	6	0			W	20-16					
09/30	at Titans	S	50	33	348	66.0	7.0	10.5	2	0	56t	4/33	99.4	2	8	6	0			L	23-26+					
10/07	Vikings	S	35	24	311	68.6	8.9	13.0	2	0	48	3/28	115.3	5	26	11	0			L	21-23					
10/11	at Giants	S	36	26	278	72.2	7.7	10.7	3	0	58	1/7	122.2	2	14	9	0			W	34-13					
10/21	Panthers	S	37	30	310	81.1	8.4	10.3	2	0	29	4/26	119.6	3	3	2	0			L	17-21					
10/28	at Jaguars	S	30	21	286	70.0	9.5	13.6	3	1	39	4/24	119.6	6	28	13	0			W	24-18					
11/11	Cowboys	S	44	32	360	72.7	8.2	11.3	2	1	51	2/10	102.5	2	7	5	0			L	20-27					
11/18	at Saints	S	33	19	156	57.6	4.7	8.2	0	3	19	3/18	31.9	1	6	6	0			L	7-48					
11/25	Giants	S	28	20	236	71.4	8.4	11.8	1	0	24	3/22	108.6	2	-2	-1	0			W	25-22					
12/03	Redskins	S	39	27	306	69.2	7.8	11.3	2	1	39	0/0	98.9	4	-4	-1	0			W	28-13					
12/09	at Cowboys	S	32	22	228	68.8	7.1	10.4	3	0	42	2/6	120.3	4	-3	1	0			L	23-29+					
12/16	at Rams																			INACTIVE					W	30-23
12/23	Texans																			INACTIVE					W	32-30
12/30	at Redskins																			INACTIVE					W	24-0
2018 TOTALS		11-11	401	279	3,074	69.6	7.7	11.0	21	7	58	31/202	102.2	34	93	13	0			9-7						

+ - Overtime

2019 GAME-BY-GAME REGULAR-SEASON STATISTICS (EAGLES)

DATE	OPPONENT	P/S	PASSING											RUSHING				W/L	SCORE		
			ATT	CMP	YDS	PCT	Y/A	Y/C	TD	INT	LG	SK/YD	RATE	ATT	YDS	LG	TD				
09/08	Redskins	S	39	28	313	71.8	8.0	11.2	3	0	53t	1/0	121.0	4	5	2	0			W	32-27
09/15	at Falcons	S	43	25	231	58.1	5.4	9.2	1	2	43	3/18	61.3	3	3	2	1			L	20-24
09/22	Lions	S	36	19	259	52.8	7.2	13.6	2	0	40	3/13	94.6	4	33	19	0			L	24-27
09/26	at Packers	S	27	16	160	59.3	5.9	10.0	3	0	20t	0/0	113.2	6	13	6	0			W	34-27
10/06	Jets	S	29	17	189	58.6	6.5	11.1	1	0	36	1/8	89.6	2	5	5	0			W	31-6
10/13	at Vikings	S	40	26	306	65.0	7.7	11.8	2	1	45	2/14	94.4	2	23	16	0			L	20-38
10/20	at Cowboys	S	26	16	191	61.5	7.3	11.9	1	1	30	3/23	80.8	4	12	6	0			L	10-37
10/27	at Bills	S	24	17	172	70.8	7.2	10.1	1	0	38	3/19	104.9	8	35	13	0			W	31-13
11/03	Bears	S	39	26	239	66.7	6.1	9.2	1	0	25t	4/12	91.7	4	15	8	0			W	22-14
11/17	Patriots	S	40	20	214	50.0	5.4	10.7	1	0	29	5/40	74.4	3	17	8	0			L	10-17
11/24	Seahawks	S	45	33	256	73.3	5.7	7.8	1	2	30	3/18	75.8	5	27	11	0			L	9-17
12/01	at Dolphins	S	46	28	310	60.9	6.7	11.1	3	1	27	2/16	93.6	0	0	0	0			L	31-37
12/09	Giants	S	50	33	325	66.0	6.5	9.8	2	0	30	3/25	97.5	5	9	4	0			W	23-17+
12/15	at Redskins	S	43	30	266	69.8	6.2	8.9	3	0	27	2/8	109.3	3	9	4	0			W	37-27
12/22	Cowboys	S	40	31	319	77.5	8.0	10.3	1	0	38	1/6	108.2	6	22	7	0			W	17-9
12/29	at Giants	S	40	23	289	57.5	7.2	12.6	1	0	41	1/10	88.4	3	15	10	0			W	34-17
2019 TOTALS		16-16	607	388	4,039	63.9	6.7	10.4	27	7	53T	37/230	93.1	62	243	19	1			9-7	

+ - Overtime

2020 GAME-BY-GAME REGULAR-SEASON STATISTICS (EAGLES)

DATE	OPPONENT	P/S	PASSING											RUSHING				W/L/T	SCORE							
			ATT	CMP	YDS	PCT	Y/A	Y/C	TD	INT	LG	SK/YD	RATE	ATT	YDS	LG	TD									
09/13	at Football Team	S	42	24	270	57.1	6.4	11.3	2	2	55	8/62	72.5	1	2	2	0			L	17-27					
09/20	Rams	S	43	26	242	60.5	5.6	9.3	0	2	25	0/0	56.5	2	7	6	1			L	19-37					
09/27	Bengals	S	47	29	225	61.7	4.8	7.8	1	2	30	3/19	62.8	9	65	24	1			T	23-23					
10/04	at 49ers	S	28	18	193	64.3	6.9	10.7	1	1	42t	3/19	81.4	7	37	11t	1			W	25-20					
10/11	at Steelers	S	35	20	258	57.1	7.4	12.9	2	2	37	5/34	75.7	4	11	4	0			L	29-38					
10/18	Ravens	S	40	21	213	52.5	5.3	10.1	2	0	50	6/43	84.7	5	49	40	1			L	28-30					
10/22	Giants	S	43	25	359	58.1	8.3	14.4	2	1	59	3/13	91.1	7	14	5	1			W	22-21					
11/01	Cowboys	S	27	15	123	55.6	4.6	8.2	2	2	32	4/29	61.2	4	17	9	0			W	23-9					
11/15	at Giants	S	37	21	208	56.8	5.6	9.9	0	0	22	3/18	72.8	2	4	3	0			L	17-27					
11/22	at Browns	S	35	21	235	60.0	6.7	11.2	2	2	32	5/26	75.3	3	10	7	0			L	17-22					
11/30	Seahawks	S	45	25	215	55.6	4.8	8.6	2	1	33t	6/41	73.8	5	42	20	0			L	17-23					
12/06	at Packers	S	15	6	79	40.0	5.3	13.2	0	0	41	4/22	57.4	3	18	12	0			L	16-30					
12/13	Saints																			DID NOT PLAY					W	24-21
12/20	at Cardinals																			DID NOT PLAY					L	26-33
12/27	at Cowboys																			DID NOT PLAY					L	17-37
01/03	Football Team																			INACTIVE					L	14-20
2020 TOTALS		12-12	437	251	2,620	57.4	6.0	10.4	16	15	59	50/326	72.8	52	276	40	5			4-11-1						



2017 GAME-BY-GAME POSTSEASON STATISTICS (EAGLES)

DATE	OPPONENT	P/S	PASSING										RUSHING				W/L	SCORE							
			ATT	CMP	YDS	PCT	Y/A	Y/C	TD	INT	LG	SK/YD	RATE	ATT	YDS	LG			TD						
01/13	Falcons																		DID NOT PLAY					W	15-10
01/21	Vikings																		DID NOT PLAY					W	38-7
02/04	at Patriots																		DID NOT PLAY					W	41-33
2017 TOTALS		0-0	0	0	0	0.0	0.0	0.0	0	0	0	0/0	0.0	0	0	0	0	0					3-0		

2018 GAME-BY-GAME POSTSEASON STATISTICS (EAGLES)

DATE	OPPONENT	P/S	PASSING										RUSHING				W/L	SCORE							
			ATT	CMP	YDS	PCT	Y/A	Y/C	TD	INT	LG	SK/YD	RATE	ATT	YDS	LG			TD						
01/06	at Bears																		INACTIVE					W	16-15
01/13	at Saints																		INACTIVE					L	14-20
2018 TOTALS		0-0	0	0	0	0.0	0.0	0.0	0	0	0	0/0	0.0	0	0	0	0	0					1-1		

2019 GAME-BY-GAME POSTSEASON STATISTICS (EAGLES)

DATE	OPPONENT	P/S	PASSING										RUSHING				W/L	SCORE						
			ATT	CMP	YDS	PCT	Y/A	Y/C	TD	INT	LG	SK/YD	RATE	ATT	YDS	LG			TD					
01/05	Seahawks	S	4	1	3	25.0	0.8	3.0	0	0	3	1/1	39.6	0	0	0	0	0					L	9-17
2019 TOTALS		1-1	4	1	3	25.0	0.8	3.0	0	0	3	1/1	39.6	0	0	0	0	0					0-1	


2023 GAME-BY-GAME POSTSEASON STATISTICS (RAMS)

DATE	OPPONENT	P/S	PASSING										RUSHING				W/L	SCORE							
			ATT	CMP	YDS	PCT	Y/A	Y/C	TD	INT	LG	SK/YD	RATE	ATT	YDS	LG			TD						
01/14	at Lions																		DID NOT PLAY					L	23-24
2023 TOTALS		0-0	0	0	0	0.0	0.0	0.0	0	0	0	0/0	0.0	0	0	0	0	0					0-1		





TERSRAWN WHARTON



DEFENSIVE TACKLE #98
MISSOURI S&T

5TH YEAR IN THE NFL

5TH YEAR WITH THE CHIEFS

HEIGHT: 6'1"
WEIGHT: 280 LBS
DRAFTED: CFA-20
BIRTHDAY: 6/25/98

- Wharton enters his fifth season with the Chiefs in 2024.
- Originally entered the NFL as an undrafted free agent with the Kansas City Chiefs in 2020.

Career Highlights:

- Intercepted a pass from Washington QB Taylor Heinicke (10/17/21). It marks Wharton's first-career interception and

was the first interception by a Chiefs defensive lineman since DE Frank Clark intercepted Jacksonville QB Gardner Minshew in Week 1 of the 2019 season (9/8/19).

Transactions:

Re-signed with Kansas City (3/15/24) ... Originally entered the NFL as an undrafted free agent with the Kansas City Chiefs in 2020.

COLLEGE

Spent four seasons (2016-19) at Missouri S&T ... Posted 56 tackles (34 solo), 10.5 tackles for loss, 7.5 sacks, one pass defensed, one forced fumble and two fumble recoveries as a senior ... As a junior, was an All-Super Region 3 selection and named first-team All-GLVC after ranking second in the conference in sacks and tackles for a loss.

PERSONAL

- Landed first-team All-Suburban Central Conference honors at University City High School.
- Led the Lions in tackles with 110, which included 4.0 sacks and an interception.
- Was a three-time All-Conference selection and four-time academic scholar at his school.
- Majored in psychology at Missouri S&T.
- Hometown: University City, Mo.

TERSRAWN WHARTON'S NFL REGULAR SEASON DEFENSIVE STATISTICS

DATE	TEAM	GP	GS	TACKLES						YDS	QBH	INTERCEPTIONS					O. FUMB				ST				MISC					
				TK	S	A	TFL	YDS	SK			NO	YDS	LG	TD	PD	FF	FR	TD	YDS	TK	S	A	FF	FR	S	A			
2020	Chiefs	16	1	27	14	13	4	13	2.0	13.0	4	0	0	0	0	0	1	1	0	-3	0	0	0	0	0	0	0	0	0	0
2021	Chiefs	17	1	29	13	16	0	0	2.0	18.0	2	1	0	0	0	1	2	0	0	0	0	0	0	0	0	0	0	0	0	0
2022	Chiefs	5	0	8	4	4	1	8	1.0	8.0	4	0	0	0	0	0	0	0	0	0	0	0	0	0	0	0	0	0	0	0
2023	Chiefs	17	1	21	7	14	2	12	2.0	12.0	5	0	0	0	0	0	1	0	0	0	0	0	0	0	0	0	0	0	0	0
2024	Chiefs	3	1	8	4	4	0	0	0.5	0.0	1	0	0	0	0	1	1	0	0	0	0	0	0	0	0	0	0	0	0	0
NFL TOTALS		58	4	93	42	51	7	33	7.5	51.0	16	1	0	0	0	2	4	2	0	-3	0	0	0	0	0	0	0	0	0	0

TERSRAWN WHARTON'S NFL POSTSEASON DEFENSIVE STATISTICS

DATE	TEAM	GP	GS	TACKLES						YDS	QBH	INTERCEPTIONS					O. FUMB				ST				MISC					
				TK	S	A	TFL	YDS	SK			NO	YDS	LG	TD	PD	FF	FR	TD	YDS	TK	S	A	FF	FR	S	A			
2020	Chiefs	3	0	4	0	4	0	0	0.0	0.0	2	0	0	0	0	0	0	0	0	0	0	0	0	0	0	0	0	0	0	0
2021	Chiefs	3	0	1	1	0	1	11	1.0	11.0	1	0	0	0	0	1	0	0	0	0	0	0	0	0	0	0	0	0	0	0
2022	Chiefs	0	0	0	0	0	0	0	0.0	0.0	0	0	0	0	0	0	0	0	0	0	0	0	0	0	0	0	0	0	0	0
2023	Chiefs	4	0	7	2	5	1	2	1.0	2.0	1	0	0	0	0	0	0	0	0	0	0	0	0	0	0	0	0	0	0	0
NFL TOTALS		10	0	12	3	9	2	13	2.0	13.0	4	0	0	0	0	1	0	0	0	0	0	0	0	0	0	0	0	0	0	0



SINGLE-GAME HIGHS: DEFENSIVE

Total Tackles 5 at L.A. Chargers, Sep 20, 2020
 4 vs. L.A. Chargers, Oct 22, 2023
 4 vs. Green Bay, Nov 07, 2021
 4 vs. N.Y. Jets, Nov 01, 2020
 3 at Atlanta, Sep 22, 2024
 ...7 more at 3.

Solo Tackles 4 at L.A. Chargers, Sep 20, 2020
 2 at Atlanta, Sep 22, 2024
 2 vs. Baltimore, Sep 05, 2024
 2 at Denver, Oct 29, 2023
 ...7 more at 2.

Sacks 1.0 vs. Cincinnati, Dec 31, 2023
 1.0 vs. Miami, Nov 05, 2023
 1.0 at Arizona, Sep 11, 2022
 ...4 more at 1.0.

Passes Defensed 1 at Atlanta, Sep 22, 2024
 1 at Washington, Oct 17, 2021

Forced Fumbles 1 vs. Cincinnati, Sep 15, 2024
 1 vs. Pittsburgh, Dec 26, 2021
 1 at L.A. Chargers, Dec 16, 2021
 ...1 more at 1.

Fumble Recoveries 1 at Denver, Oct 25, 2020

Tackles For Loss 1 vs. Cincinnati, Dec 31, 2023
 1 vs. Miami, Nov 05, 2023
 1 at Arizona, Sep 11, 2022
 ...4 more at 1.

Interceptions 1 at Washington, Oct 17, 2021

SINGLE-GAME HIGHS - POSTSEASON: DEFENSIVE

Total Tackles 3 at Baltimore, Jan 28, 2024
 2 at Buffalo, Jan 21, 2024
 2 at Tampa Bay, Feb 07, 2021
 1 vs. San Francisco, Feb 11, 2024
 1 vs. Miami, Jan 13, 2024
 ...3 more at 1.

Solo Tackles 1 at Baltimore, Jan 28, 2024
 1 at Buffalo, Jan 21, 2024
 1 vs. Pittsburgh, Jan 16, 2022

Sacks 1.0 at Baltimore, Jan 28, 2024
 1.0 vs. Pittsburgh, Jan 16, 2022

Passes Defensed 1 vs. Pittsburgh, Jan 16, 2022

Tackles For Loss 1 at Baltimore, Jan 28, 2024
 1 vs. Pittsburgh, Jan 16, 2022

2020 GAME-BY-GAME REGULAR-SEASON STATISTICS (CHIEFS)

DATE	OPPONENT	P/S	TACKLES											INTERCEPTIONS					O. FUMB				ST				MISC		W/L	SCORE				
			TK	S	A	SK	YDS	TFL	YDS	QBH	NO	YDS	LG	TD	PD	FF	FR	TD	YDS	TK	S	A	FF	FR	S	A								
09/10	Texans	P	2	1	1	0.0	0.0	0	0	0	0	0	0	0	0	0	0	0	0	0	0	0	0	0	0	0	0	0	0	0	0	0	W	34-20
09/20	at Chargers	P	5	4	1	0.0	0.0	1	0	0	0	0	0	0	0	0	0	0	0	0	0	0	0	0	0	0	0	0	0	0	0	W	23-20+	
09/28	at Ravens	P	0	0	0	0.0	0.0	0	0	0	0	0	0	0	0	0	0	0	0	0	0	0	0	0	0	0	0	0	0	0	0	W	34-20	
10/05	Patriots	P	2	1	1	0.0	0.0	0	0	0	0	0	0	0	0	0	0	0	0	0	0	0	0	0	0	0	0	0	0	0	0	W	26-10	
10/11	Raiders	P	3	1	2	0.0	0.0	0	0	0	0	0	0	0	0	0	0	0	0	0	0	0	0	0	0	0	0	0	0	0	L	32-40		
10/19	at Bills	P	1	1	0	0.0	0.0	1	0	0	0	0	0	0	0	0	0	0	0	0	0	0	0	0	0	0	0	0	0	0	W	26-17		
10/25	at Broncos	P	2	1	1	0.0	0.0	0	0	0	0	0	0	0	0	0	1	1	0	-3	0	0	0	0	0	0	0	0	0	0	W	43-16		
11/01	Jets	P	4	2	2	1.0	5.0	1	5	1	0	0	0	0	0	0	0	0	0	0	0	0	0	0	0	0	0	0	0	0	W	35-9		
11/08	Panthers	P	1	0	1	0.0	0.0	0	0	0	0	0	0	0	0	0	0	0	0	0	0	0	0	0	0	0	0	0	0	0	W	33-31		
11/22	at Raiders	P	0	0	0	0.0	0.0	0	0	0	0	0	0	0	0	0	0	0	0	0	0	0	0	0	0	0	0	0	0	0	W	35-31		
11/29	at Buccaneers	P	1	0	1	0.0	0.0	0	0	0	0	0	0	0	0	0	0	0	0	0	0	0	0	0	0	0	0	0	0	0	W	27-24		
12/06	Broncos	P	1	0	1	0.0	0.0	0	0	0	0	0	0	0	0	0	0	0	0	0	0	0	0	0	0	0	0	0	0	0	W	22-16		
12/13	at Dolphins	P	2	2	0	1.0	8.0	1	8	1	0	0	0	0	0	0	0	0	0	0	0	0	0	0	0	0	0	0	0	0	W	33-27		
12/20	at Saints	P	1	1	0	0.0	0.0	0	0	1	0	0	0	0	0	0	0	0	0	0	0	0	0	0	0	0	0	0	0	0	W	32-29		
12/27	Falcons	P	0	0	0	0.0	0.0	0	0	1	0	0	0	0	0	0	0	0	0	0	0	0	0	0	0	0	0	0	0	0	W	17-14		
01/03	Chargers	S	2	0	2	0.0	0.0	0	0	0	0	0	0	0	0	0	0	0	0	0	0	0	0	0	0	0	0	0	0	0	L	21-38		
2020 TOTALS			16-1	27	14	13	2.0	13.0	4	13	4	0	0	0	0	0	1	1	0	-3	0	0	0	0	0	0	0	0	0	0	14-2			

+ - Overtime



2021 GAME-BY-GAME REGULAR-SEASON STATISTICS (CHIEFS)

Table with columns: DATE, OPPONENT, P/S, TACKLES (TK, S, A, SK, YDS, TFL, YDS, QBH), INTERCEPTIONS (NO, YDS, LG, TD, PD), O. FUMB (FF, FR, TD, YDS), ST (TK, S, A, FF, FR), MISC (S, A), W/L, SCORE. Rows include games from 09/12 to 01/08 and a 2021 TOTALS row.

+ - Overtime

2022 GAME-BY-GAME REGULAR-SEASON STATISTICS (CHIEFS)

Table with columns: DATE, OPPONENT, P/S, TACKLES (TK, S, A, SK, YDS, TFL, YDS, QBH), INTERCEPTIONS (NO, YDS, LG, TD, PD), O. FUMB (FF, FR, TD, YDS), ST (TK, S, A, FF, FR), MISC (S, A), W/L, SCORE. Rows include games from 09/11 to 01/07 and a 2022 TOTALS row.

+ - Overtime

2023 GAME-BY-GAME REGULAR-SEASON STATISTICS (CHIEFS)

Table with columns: DATE, OPPONENT, P/S, TACKLES (TK, S, A, SK, YDS, TFL, YDS, QBH), INTERCEPTIONS (NO, YDS, LG, TD, PD), O. FUMB (FF, FR, TD, YDS), ST (TK, S, A, FF, FR), MISC (S, A), W/L, SCORE. Rows include games from 09/07 to 01/07 and a 2023 TOTALS row.

2024 GAME-BY-GAME REGULAR-SEASON STATISTICS (CHIEFS)

Table with columns: DATE, OPPONENT, P/S, TACKLES (TK, S, A, SK, YDS, TFL, YDS, QBH), INTERCEPTIONS (NO, YDS, LG, TD, PD), O. FUMB (FF, FR, TD, YDS), ST (TK, S, A, FF, FR), MISC (S, A), W/L, SCORE. Rows include games from 09/05 to 09/22 and a 2024 TOTALS row.



2020 GAME-BY-GAME POSTSEASON STATISTICS (CHIEFS)

DATE	OPPONENT	P/S	TACKLES							INTERCEPTIONS				O. FUMB				ST				MISC		W/L	SCORE			
			TK	S	A	SK	YDS	TFL	YDS	QBH	NO	YDS	LG	TD	PD	FF	FR	TD	YDS	TK	S	A	FF			FR	S	A
01/17	Browns	P	1	0	1	0.0	0.0	0	0	0	0	0	0	0	0	0	0	0	0	0	0	0	0	0	0	0	W	22-17
01/24	Bills	P	1	0	1	0.0	0.0	0	0	1	0	0	0	0	0	0	0	0	0	0	0	0	0	0	0	W	38-24	
02/07	at Buccaneers	P	2	0	2	0.0	0.0	0	0	1	0	0	0	0	0	0	0	0	0	0	0	0	0	0	0	L	9-31	
2020 TOTALS		3-0	4	0	4	0.0	0.0	0	0	2	0	0	0	0	0	0	0	0	0	0	0	0	0	0	0	2-1		

2021 GAME-BY-GAME POSTSEASON STATISTICS (CHIEFS)

DATE	OPPONENT	P/S	TACKLES							INTERCEPTIONS				O. FUMB				ST				MISC		W/L	SCORE			
			TK	S	A	SK	YDS	TFL	YDS	QBH	NO	YDS	LG	TD	PD	FF	FR	TD	YDS	TK	S	A	FF			FR	S	A
01/16	Steelers	P	1	1	0	1.0	11.0	1	11	1	0	0	0	0	1	0	0	0	0	0	0	0	0	0	0	0	W	42-21
01/23	Bills	P	0	0	0	0.0	0.0	0	0	0	0	0	0	0	0	0	0	0	0	0	0	0	0	0	0	W	42-36+	
01/30	Bengals	P	0	0	0	0.0	0.0	0	0	0	0	0	0	0	0	0	0	0	0	0	0	0	0	0	0	L	24-27+	
2021 TOTALS		3-0	1	1	0	1.0	11.0	1	11	1	0	0	0	0	1	0	0	0	0	0	0	0	0	0	0	2-1		

+ - Overtime

2022 GAME-BY-GAME POSTSEASON STATISTICS (CHIEFS)

DATE	OPPONENT	P/S	TACKLES							INTERCEPTIONS				O. FUMB				ST				MISC		W/L	SCORE	
			TK	S	A	SK	YDS	TFL	YDS	QBH	NO	YDS	LG	TD	PD	FF	FR	TD	YDS	TK	S	A	FF			FR
01/21	Jaguars		RESERVE/INJURED																				W	27-20		
01/29	Bengals		RESERVE/INJURED																					W	23-20	
02/12	at Eagles		RESERVE/INJURED																					W	38-35	
2022 TOTALS			0	0	0	0.0	0.0	0	0	0	0	0	0	0	0	0	0	0	0	0	0	0	0	0	0	3-0

2023 GAME-BY-GAME POSTSEASON STATISTICS (CHIEFS)

DATE	OPPONENT	P/S	TACKLES							INTERCEPTIONS				O. FUMB				ST				MISC		W/L	SCORE		
			TK	S	A	SK	YDS	TFL	YDS	QBH	NO	YDS	LG	TD	PD	FF	FR	TD	YDS	TK	S	A	FF			FR	S
01/13	Dolphins	P	1	0	1	0.0	0.0	0	0	0	0	0	0	0	0	0	0	0	0	0	0	0	0	0	0	W	26-7
01/21	at Bills	P	2	1	1	0.0	0.0	0	0	0	0	0	0	0	0	0	0	0	0	0	0	0	0	0	0	W	27-24
01/28	at Ravens	P	3	1	2	1.0	2.0	1	2	1	0	0	0	0	0	0	0	0	0	0	0	0	0	0	0	W	17-10
02/11	49ers	P	1	0	1	0.0	0.0	0	0	0	0	0	0	0	0	0	0	0	0	0	0	0	0	0	0	W	25-22+
2023 TOTALS		4-0	7	2	5	1.0	2.0	1	2	1	0	0	0	0	0	0	0	0	0	0	0	0	0	0	4-0		

+ - Overtime





JARED WILEY

TIGHT END #12
TCU



ROOKIE

HEIGHT: 6'6"
WEIGHT: 249 LBS
DRAFTED: D4A-24
BIRTHDAY: 11/2/00

- Wiley enters his first season with the Chiefs in 2024.
- Originally entered the NFL as the first of two fourth-round picks (131st overall) with the Kansas City Chiefs in the 2024 NFL Draft.

Transactions: Originally entered the NFL as the first of two fourth-round picks (131st overall) by the Kansas City Chiefs in the 2024 NFL Draft.

COLLEGE

Played two seasons for TCU (2022-23), playing in 25 games for the Horned Frogs ... As a senior in 2023, was a team captain ... Had 47 receptions, leading the team and ranking fourth nationally by Power Five tight ends ... Totaled 520 yards his senior season ... Topped TCU with eight touchdown catches to tie for the national lead among tight ends ... In 2022 had 21 receptions and tied for fourth on the team with four touchdown receptions ... Caught a game-tying two-point conversion from TCU QB Max Duggan en route to the 11-point fourth quarter comeback in the 2022 Big 12 Championship Game against Kansas State ... Played three seasons for Texas (2019-21) ... As a junior (2021), played in 11 games with eight starts totaling nine receptions for 67 yards and two touchdowns ... In 2020 played in nine games with two starts ... Caught nine passes for 166 yards and a touchdown ... In his freshman season (2019), saw action in 12 games and started two ... Received the following awards and honors: 2024 Senior Bowl participant ... 2022 first-team All-Big 12 ... 2023 second-team AP All-Big 12 ... 2023 honorable mention Big 12 Offensive Player of the Year ... 2023 first-team Academic Big 12 ... 2023 Big 12 Offensive Player of the Week (vs. Baylor) ... 2023 East-West Shrine Bowl Texas Star of the Week (vs. Baylor) ... 2022 honorable mention All-Big 12 ... 2022 and 2021 first-team Academic All-Big 12 ... 2020 second-team Academic All-Big 12.

PERSONAL

- Named co-offensive Player of the Year in District 12-6A as a senior at Temple High School (Texas).
- Served as Temple's starting quarterback.
- Completed 149-of-258 passes for 2,314 yards.
- Threw 27 touchdowns with just five interceptions.
- Also played baseball.

JARED WILEY'S NFL REGULAR SEASON RUSHING/RECEIVING STATISTICS

DATE	TEAM	RECEIVING							RUSHING				
		GP	GS	NO.	YDS.	AVG.	LG	TD	NO.	YDS.	AVG.	LG	TD
2024	Chiefs	3	1	1	7	7.0	7	0	0	0	0.0	0	0
NFL TOTALS		3	1	1	7	7.0	7	0	0	0	0.0	0	0

JARED WILEY'S NFL REGULAR SEASON RETURN STATISTICS

DATE	TEAM	KICKOFF RETURNS					PUNT RETURNS					
		RET.	YDS.	AVG.	LG	TD	NO.	FC	YDS.	AVG.	LG	TD
2024	Chiefs	0	0	0.0	0	0	0	0	0	0.0	0	0
NFL TOTALS		0	0	0.0	0	0	0	0	0	0.0	0	0

SINGLE-GAME HIGHS: RECEIVING

Longest Receptions

7 vs. Cincinnati, Sep 15, 2024



2024 GAME-BY-GAME REGULAR-SEASON STATISTICS (CHIEFS)

DATE	OPPONENT	P/S	RECEIVING					RUSHING					W/L	SCORE	
			NO.	YDS.	AVG.	LG	TD	NO.	YDS.	AVG.	LG	TD			
09/05	Ravens	P	0	0	0.0	0	0	0	0	0	0.0	0	0	W	27-20
09/15	Bengals	S	1	7	7.0	7	0	0	0	0.0	0	0	W	26-25	
09/22	at Falcons	P	0	0	0.0	0	0	0	0	0.0	0	0	W	22-17	
2024 TOTALS		3-1	1	7	7.0	7	0	0	0	0.0	0	0	3-0		





JOSHUA WILLIAMS



CORNERBACK #2
FAYETTEVILLE STATE

3RD YEAR IN THE NFL

3RD YEAR WITH THE CHIEFS

HEIGHT: 6'3"
WEIGHT: 193 LBS
DRAFTED: D4-22
BIRTHDAY: 10/17/99

- Williams enters his third season with the Chiefs in 2024.
- Originally entered the NFL as a fourth-round draft pick (135th overall) by the Kansas City Chiefs in the 2022 NFL Draft.

Transactions:

Originally entered the NFL as a fourth-round draft pick (135th overall) by the Kansas City Chiefs in the 2022 NFL Draft.

COLLEGE

Three-year letterwinner at Fayetteville State ... Team did not play the 2020 season due to Covid-19 ... In three seasons, played 28 games, logging 79 tackles (55 solo), including 4.0 (-24.0) tackles for loss, five interceptions with one returned for a touchdown and 22 passes defended ... Had one punt return TD ... Earned first-team All-Central Intercollegiate Athletic Association honors his senior season.

PERSONAL

- Attended Jack Britt High School and spent one season at Palmetto Prep.
- A native of Fayetteville, N.C.

JOSHUA WILLIAMS' NFL REGULAR SEASON DEFENSIVE STATISTICS

DATE	TEAM	GP	GS	TACKLES							INTERCEPTIONS					O. FUMB				ST			MISC				
				TK	S	A	TFL	YDS	SK	YDS	QBH	NO	YDS	LG	TD	PD	FF	FR	TD	YDS	TK	S	A	FF	FR	S	A
2022	Chiefs	17	4	39	28	11	1	2	0.0	0.0	0	1	7	7	0	7	0	0	0	0	1	1	0	0	0	0	0
2023	Chiefs	16	2	17	13	4	1	3	0.0	0.0	0	0	0	0	0	5	0	0	0	0	1	1	0	0	0	0	
2024	Chiefs	3	0	1	1	0	0	0	0.0	0.0	0	0	0	0	0	0	0	0	0	0	1	1	0	0	0	0	
NFL TOTALS		36	6	57	42	15	2	5	0.0	0.0	0	1	7	7	0	12	0	0	0	0	3	3	0	0	0	0	

JOSHUA WILLIAMS' NFL POSTSEASON DEFENSIVE STATISTICS

DATE	TEAM	GP	GS	TACKLES							INTERCEPTIONS					O. FUMB				ST			MISC			
				TK	S	A	TFL	YDS	SK	YDS	QBH	NO	YDS	LG	TD	PD	FF	FR	TD	YDS	TK	S	A	FF	FR	S
2022	Chiefs	3	0	8	6	2	0	0	0.0	0.0	0	1	-4	0	0	1	0	0	0	0	1	1	0	0	0	0
2023	Chiefs	4	0	6	3	3	0	0	0.0	0.0	0	0	0	0	0	0	0	0	0	0	2	2	0	0	0	0
NFL TOTALS		7	0	14	9	5	0	0	0.0	0.0	0	1	-4	0	0	1	0	0	0	0	3	3	0	0	0	0



SINGLE-GAME HIGHS: DEFENSIVE

Total Tackles 9 vs. Buffalo, Oct 16, 2022
 7 at Cincinnati, Dec 04, 2022
 6 at L.A. Chargers, Nov 20, 2022
 4 at Minnesota, Oct 08, 2023
 4 at Denver, Dec 11, 2022
 ...1 more at 4.

Tackles For Loss
Interceptions
Special Teams Tackles

1 vs. Tennessee, Nov 06, 2022
 1 at San Francisco, Oct 23, 2022
 1 at L.A. Chargers, Nov 20, 2022

Solo Tackles 6 at Cincinnati, Dec 04, 2022
 6 vs. Buffalo, Oct 16, 2022
 4 at L.A. Chargers, Nov 20, 2022
 4 vs. Jacksonville, Nov 13, 2022
 2 at L.A. Chargers, Jan 07, 2024
 ...5 more at 2.

Passes Defensed 3 at L.A. Chargers, Jan 07, 2024
 3 at San Francisco, Oct 23, 2022
 1 vs. Cincinnati, Dec 31, 2023
 1 vs. Chicago, Sep 24, 2023
 ...4 more at 1.

SINGLE-GAME HIGHS - POSTSEASON: DEFENSIVE

Total Tackles 4 at Philadelphia, Feb 12, 2023
 4 vs. Cincinnati, Jan 29, 2023
 3 at Buffalo, Jan 21, 2024
 2 at Baltimore, Jan 28, 2024

Interceptions
Special Teams Tackles

1 vs. Cincinnati, Jan 29, 2023
 1 vs. San Francisco, Feb 11, 2024
 1 at Baltimore, Jan 28, 2024
 1 vs. Cincinnati, Jan 29, 2023

Solo Tackles 3 at Philadelphia, Feb 12, 2023
 3 vs. Cincinnati, Jan 29, 2023
 2 at Baltimore, Jan 28, 2024
 1 at Buffalo, Jan 21, 2024

Passes Defensed 1 vs. Cincinnati, Jan 29, 2023

2022 GAME-BY-GAME REGULAR-SEASON STATISTICS (CHIEFS)

DATE	OPPONENT	P/S	TACKLES									INTERCEPTIONS					O. FUMB				ST					MISC		W/L	SCORE				
			TK	S	A	SK	YDS	TFL	YDS	QBH	NO	YDS	LG	TD	PD	FF	FR	TD	YDS	TK	S	A	FF	FR	S	A							
09/11	at Cardinals	P	1	1	0	0.0	0.0	0	0	0	0	0	0	0	0	0	0	0	0	0	0	0	0	0	0	0	W	44-21					
09/15	Chargers	P	0	0	0	0.0	0.0	0	0	0	0	0	0	0	0	0	0	0	0	0	0	0	0	0	0	0	W	27-24					
09/25	at Colts	P	0	0	0	0.0	0.0	0	0	0	0	0	0	0	0	0	0	0	0	0	0	0	0	0	0	L	17-20						
10/02	at Buccaneers	P	0	0	0	0.0	0.0	0	0	0	0	0	0	0	0	0	0	0	0	0	0	0	0	0	0	W	41-31						
10/10	Raiders	P	0	0	0	0.0	0.0	0	0	0	0	0	0	0	0	0	0	0	0	0	0	0	0	0	0	W	30-29						
10/16	Bills	P	9	6	3	0.0	0.0	0	0	0	0	0	0	0	0	1	0	0	0	0	0	0	0	0	0	L	20-24						
10/23	at 49ers	P	1	1	0	0.0	0.0	0	0	0	0	1	7	7	0	3	0	0	0	0	0	0	0	0	0	0	W	44-23					
11/06	Titans	P	2	2	0	0.0	0.0	1	2	0	0	0	0	0	0	0	0	0	0	0	0	0	0	0	0	W	20-17+						
11/13	Jaguars	S	4	4	0	0.0	0.0	0	0	0	0	0	0	0	0	0	0	0	0	0	0	0	0	0	0	W	27-17						
11/20	at Chargers	P	6	4	2	0.0	0.0	0	0	0	0	0	0	0	0	0	0	0	0	0	1	1	0	0	0	0	W	30-27					
11/27	Rams	S	2	1	1	0.0	0.0	0	0	0	0	0	0	0	0	1	0	0	0	0	0	0	0	0	0	W	26-10						
12/04	at Bengals	S	7	6	1	0.0	0.0	0	0	0	0	0	0	0	0	0	0	0	0	0	0	0	0	0	0	L	24-27						
12/11	at Broncos	P	4	1	3	0.0	0.0	0	0	0	0	0	0	0	0	0	0	0	0	0	0	0	0	0	0	W	34-28						
12/18	at Texans	S	1	1	0	0.0	0.0	0	0	0	0	0	0	0	0	1	0	0	0	0	0	0	0	0	0	W	30-24+						
12/24	Seahawks	P	2	1	1	0.0	0.0	0	0	0	0	0	0	0	0	1	0	0	0	0	0	0	0	0	0	W	24-10						
01/01	Broncos	P	0	0	0	0.0	0.0	0	0	0	0	0	0	0	0	0	0	0	0	0	0	0	0	0	0	W	27-24						
01/07	at Raiders	P	0	0	0	0.0	0.0	0	0	0	0	0	0	0	0	0	0	0	0	0	0	0	0	0	0	W	31-13						
2022 TOTALS			17-4	39	28	11	0.0	0.0	1	2	0	1	7	7	0	7	0	0	0	0	1	1	0	0	0	0	0	0	0	0	0	0	14-3

+ - Overtime



2023 GAME-BY-GAME REGULAR-SEASON STATISTICS (CHIEFS)

DATE	OPPONENT	P/S	TACKLES							INTERCEPTIONS					O. FUMB				ST				MISC		W/L	SCORE		
			TK	S	A	SK	YDS	TFL	YDS	QBH	NO	YDS	LG	TD	PD	FF	FR	TD	YDS	TK	S	A	FF	FR			S	A
09/07	Lions	P	2	2	0	0.0	0.0	0	0	0	0	0	0	0	0	0	0	0	0	0	0	0	0	0	0	0	L	20-21
09/17	at Jaguars	S	1	1	0	0.0	0.0	0	0	0	0	0	0	0	0	0	0	0	0	0	0	0	0	0	0	W	17-9	
09/24	Bears	P	2	2	0	0.0	0.0	0	0	0	0	0	0	1	0	0	0	0	0	0	0	0	0	0	0	W	41-10	
10/01	at Jets	P	2	2	0	0.0	0.0	1	3	0	0	0	0	0	0	0	0	0	0	0	0	0	0	0	0	W	23-20	
10/08	at Vikings	P	4	2	2	0.0	0.0	0	0	0	0	0	0	0	0	0	0	0	0	0	0	0	0	0	0	W	27-20	
10/12	Broncos	P	2	1	1	0.0	0.0	0	0	0	0	0	0	0	0	0	0	0	0	0	0	0	0	0	0	W	19-8	
10/22	Chargers	P	0	0	0	0.0	0.0	0	0	0	0	0	0	0	0	0	0	0	0	0	0	0	0	0	0	W	31-17	
10/29	at Broncos	P	0	0	0	0.0	0.0	0	0	0	0	0	0	0	0	0	0	0	0	0	0	0	0	0	0	L	9-24	
11/05	Dolphins	P	0	0	0	0.0	0.0	0	0	0	0	0	0	0	0	0	0	0	0	0	0	0	0	0	0	W	21-14	
11/20	Eagles	P	0	0	0	0.0	0.0	0	0	0	0	0	0	0	0	0	0	0	0	0	0	0	0	0	0	L	17-21	
11/26	at Raiders	P	1	1	0	0.0	0.0	0	0	0	0	0	0	0	0	0	0	0	0	0	0	0	0	0	0	W	31-17	
12/03	at Packers	P	0	0	0	0.0	0.0	0	0	0	0	0	0	0	0	0	0	0	0	0	0	0	0	0	0	L	19-27	
12/10	Bills	P	0	0	0	0.0	0.0	0	0	0	0	0	0	0	0	0	0	0	0	0	0	0	0	0	0	L	17-20	
12/17	at Patriots																									W	27-17	
12/25	Raiders	P	0	0	0	0.0	0.0	0	0	0	0	0	0	0	0	0	0	0	0	0	0	0	0	0	0	L	14-20	
12/31	Bengals	P	1	0	1	0.0	0.0	0	0	0	0	0	0	0	1	0	0	0	0	1	1	0	0	0	0	W	25-17	
01/07	at Chargers	S	2	2	0	0.0	0.0	0	0	0	0	0	0	0	3	0	0	0	0	0	0	0	0	0	0	W	13-12	
2023 TOTALS			16-2	17	13	4	0.0	0.0	1	3	0	0	0	0	5	0	0	0	0	1	1	0	0	0	0	11-6		

2024 GAME-BY-GAME REGULAR-SEASON STATISTICS (CHIEFS)

DATE	OPPONENT	P/S	TACKLES							INTERCEPTIONS					O. FUMB				ST				MISC		W/L	SCORE	
			TK	S	A	SK	YDS	TFL	YDS	QBH	NO	YDS	LG	TD	PD	FF	FR	TD	YDS	TK	S	A	FF	FR			S
09/05	Ravens	P	1	1	0	0.0	0.0	0	0	0	0	0	0	0	0	0	0	0	0	0	0	0	0	0	0	W	27-20
09/15	Bengals	P	0	0	0	0.0	0.0	0	0	0	0	0	0	0	0	0	0	0	0	1	1	0	0	0	0	W	26-25
09/22	at Falcons	P	0	0	0	0.0	0.0	0	0	0	0	0	0	0	0	0	0	0	0	0	0	0	0	0	0	W	22-17
2024 TOTALS			3-0	1	1	0	0.0	0.0	0	0	0	0	0	0	0	0	0	0	0	1	1	0	0	0	0	3-0	

2022 GAME-BY-GAME POSTSEASON STATISTICS (CHIEFS)

DATE	OPPONENT	P/S	TACKLES							INTERCEPTIONS					O. FUMB				ST				MISC		W/L	SCORE		
			TK	S	A	SK	YDS	TFL	YDS	QBH	NO	YDS	LG	TD	PD	FF	FR	TD	YDS	TK	S	A	FF	FR			S	A
01/21	Jaguars	P	0	0	0	0.0	0.0	0	0	0	0	0	0	0	0	0	0	0	0	0	0	0	0	0	0	W	27-20	
01/29	Bengals	P	4	3	1	0.0	0.0	0	0	0	1	-4	-4	0	1	0	0	0	0	1	1	0	0	0	0	0	W	23-20
02/12	at Eagles	P	4	3	1	0.0	0.0	0	0	0	0	0	0	0	0	0	0	0	0	0	0	0	0	0	0	W	38-35	
2022 TOTALS			3-0	8	6	2	0.0	0.0	0	0	0	1	-4	-4	0	1	0	0	0	1	1	0	0	0	0	3-0		

2023 GAME-BY-GAME POSTSEASON STATISTICS (CHIEFS)

DATE	OPPONENT	P/S	TACKLES							INTERCEPTIONS					O. FUMB				ST				MISC		W/L	SCORE	
			TK	S	A	SK	YDS	TFL	YDS	QBH	NO	YDS	LG	TD	PD	FF	FR	TD	YDS	TK	S	A	FF	FR			S
01/13	Dolphins	P	0	0	0	0.0	0.0	0	0	0	0	0	0	0	0	0	0	0	0	0	0	0	0	0	0	W	26-7
01/21	at Bills	P	3	1	2	0.0	0.0	0	0	0	0	0	0	0	0	0	0	0	0	0	0	0	0	0	0	W	27-24
01/28	at Ravens	P	2	2	0	0.0	0.0	0	0	0	0	0	0	0	0	0	0	0	0	1	1	0	0	0	0	W	17-10
02/11	49ers	P	1	0	1	0.0	0.0	0	0	0	0	0	0	0	0	0	0	0	0	1	1	0	0	0	0	W	25-22+
2023 TOTALS			4-0	6	3	3	0.0	0.0	0	0	0	0	0	0	0	0	0	0	2	2	0	0	0	0	0	4-0	

+ - Overtime





JAMES WINCHESTER



LONG SNAPPER #41
OKLAHOMA

10TH YEAR IN THE NFL

10TH YEAR WITH THE CHIEFS

HEIGHT: 6'3"
WEIGHT: 209 LBS
DRAFTED: FA-15
BIRTHDAY: 8/6/89

- Winchester enters his 10th season with Kansas City in 2024.
- Originally entered the NFL as a free agent with the Philadelphia Eagles in 2013.

Career Highlights:

- One of six players to be on the active roster for all three of the club's Super Bowl victories in the past five years (LIV, LVII and LVIII). He is joined by G Nick Allegretti, K Harrison Butker, DT Chris Jones, TE Travis Kelce and QB Patrick Mahomes.

Postseason Career Highlights:

- Tied with TE Travis Kelce for most postseason appearances in franchise history, playing in 22 games.

Transactions:

Re-signed with Kansas City (3/15/24) ... Signed with Kansas City (3/13/15) ... Released by Philadelphia (8/25/13) ... Originally entered the NFL as a free agent with the Philadelphia Eagles in 2013.

COLLEGE

Played in 39 games in three seasons (2009-11) at Oklahoma after he was a junior walk-on in 2010 ... Recovered three fumbles in 2010, which tied for the NCAA lead in that category.

PERSONAL

- Attended Washington High School.
- Father, Mike, was the punter at OU for two seasons (1984-85).
- He is a member of the Choctaw Tribe.
- Majored in human relations at Oklahoma.
- Hometown: Washington, Okla.

JAMES WINCHESTER'S NFL REGULAR SEASON STATISTICS

DATE	TEAM	GP
2015	Chiefs	16
2016	Chiefs	16
2017	Chiefs	16
2018	Chiefs	16
2019	Chiefs	16
2020	Chiefs	16
2021	Chiefs	17
2022	Chiefs	17
2023	Chiefs	17
2024	Chiefs	3
NFL TOTALS		150



JAMES WINCHESTER'S NFL POSTSEASON STATISTICS

DATE	TEAM	GP
2015	Chiefs	2
2016	Chiefs	1
2017	Chiefs	1
2018	Chiefs	2
2019	Chiefs	3
2020	Chiefs	3
2021	Chiefs	3
2022	Chiefs	3
2023	Chiefs	4
NFL TOTALS		22

2015 GAME-BY-GAME REGULAR-SEASON STATISTICS (CHIEFS)

DATE	OPPONENT		W/L	SCORE
09/13	at Texans	P	W	27-20
09/17	Broncos	P	L	24-31
09/28	at Packers	P	L	28-38
10/04	at Bengals	P	L	21-36
10/11	Bears	P	L	17-18
10/18	at Vikings	P	L	10-16
10/25	Steelers	P	W	23-13
11/01	Lions	P	W	45-10
11/15	at Broncos	P	W	29-13
11/22	at Chargers	P	W	33-3
11/29	Bills	P	W	30-22
12/06	at Raiders	P	W	34-20
12/13	Chargers	P	W	10-3
12/20	at Ravens	P	W	34-14
12/27	Browns	P	W	17-13
01/03	Raiders	P	W	23-17
2015 TOTALS		16	11-5	

2016 GAME-BY-GAME REGULAR-SEASON STATISTICS (CHIEFS)

DATE	OPPONENT		W/L	SCORE
09/11	Chargers	P	W	33-27+
09/18	at Texans	P	L	12-19
09/25	Jets	P	W	24-3
10/02	at Steelers	P	L	14-43
10/16	at Raiders	P	W	26-10
10/23	Saints	P	W	27-21
10/30	at Colts	P	W	30-14
11/06	Jaguars	P	W	19-14
11/13	at Panthers	P	W	20-17
11/20	Buccaneers	P	L	17-19
11/27	at Broncos	P	W	30-27+
12/04	at Falcons	P	W	29-28
12/08	Raiders	P	W	21-13
12/18	Titans	P	L	17-19
12/25	Broncos	P	W	33-10
01/01	at Chargers	P	W	37-27
2016 TOTALS		16	12-4	

+ - Overtime



2017 GAME-BY-GAME REGULAR-SEASON STATISTICS (CHIEFS)

DATE	OPPONENT		W/L	SCORE
09/07	at Patriots	P	W	42-27
09/17	Eagles	P	W	27-20
09/24	at Chargers	P	W	24-10
10/02	Redskins	P	W	29-20
10/08	at Texans	P	W	42-34
10/15	Steelers	P	L	13-19
10/19	at Raiders	P	L	30-31
10/30	Broncos	P	W	29-19
11/05	at Cowboys	P	L	17-28
11/19	at Giants	P	L	9-12+
11/26	Bills	P	L	10-16
12/03	at Jets	P	L	31-38
12/10	Raiders	P	W	26-15
12/16	Chargers	P	W	30-13
12/24	Dolphins	P	W	29-13
12/31	at Broncos	P	W	27-24
2017 TOTALS		16	10-6	

+ - Overtime

2018 GAME-BY-GAME REGULAR-SEASON STATISTICS (CHIEFS)

DATE	OPPONENT		W/L	SCORE
09/09	at Chargers	P	W	38-28
09/16	at Steelers	P	W	42-37
09/23	49ers	P	W	38-27
10/01	at Broncos	P	W	27-23
10/07	Jaguars	P	W	30-14
10/14	at Patriots	P	L	40-43
10/21	Bengals	P	W	45-10
10/28	Broncos	P	W	30-23
11/04	at Browns	P	W	37-21
11/11	Cardinals	P	W	26-14
11/19	at Rams	P	L	51-54
12/02	at Raiders	P	W	40-33
12/09	Ravens	P	W	27-24+
12/13	Chargers	P	L	28-29
12/23	at Seahawks	P	L	31-38
12/30	Raiders	P	W	35-3
2018 TOTALS		16	12-4	

+ - Overtime

2019 GAME-BY-GAME REGULAR-SEASON STATISTICS (CHIEFS)

DATE	OPPONENT		W/L	SCORE
09/08	at Jaguars	P	W	40-26
09/15	at Raiders	P	W	28-10
09/22	Ravens	P	W	33-28
09/29	at Lions	P	W	34-30
10/06	Colts	P	L	13-19
10/13	Texans	P	L	24-31
10/17	at Broncos	P	W	30-6
10/27	Packers	P	L	24-31
11/03	Vikings	P	W	26-23
11/10	at Titans	P	L	32-35
11/18	at Chargers	P	W	24-17
12/01	Raiders	P	W	40-9
12/08	at Patriots	P	W	23-16
12/15	Broncos	P	W	23-3
12/22	at Bears	P	W	26-3
12/29	Chargers	P	W	31-21
2019 TOTALS		16	12-4	



2020 GAME-BY-GAME REGULAR-SEASON STATISTICS (CHIEFS)

DATE	OPPONENT		W/L	SCORE
09/10	Texans	P	W	34-20
09/20	at Chargers	P	W	23-20+
09/28	at Ravens	P	W	34-20
10/05	Patriots	P	W	26-10
10/11	Raiders	P	L	32-40
10/19	at Bills	P	W	26-17
10/25	at Broncos	P	W	43-16
11/01	Jets	P	W	35-9
11/08	Panthers	P	W	33-31
11/22	at Raiders	P	W	35-31
11/29	at Buccaneers	P	W	27-24
12/06	Broncos	P	W	22-16
12/13	at Dolphins	P	W	33-27
12/20	at Saints	P	W	32-29
12/27	Falcons	P	W	17-14
01/03	Chargers	P	L	21-38
2020 TOTALS		16	14-2	

+ - Overtime

2021 GAME-BY-GAME REGULAR-SEASON STATISTICS (CHIEFS)

DATE	OPPONENT		W/L	SCORE
09/12	Browns	P	W	33-29
09/19	at Ravens	P	L	35-36
09/26	Chargers	P	L	24-30
10/03	at Eagles	P	W	42-30
10/10	Bills	P	L	20-38
10/17	at Football Team	P	W	31-13
10/24	at Titans	P	L	3-27
11/01	Giants	P	W	20-17
11/07	Packers	P	W	13-7
11/14	at Raiders	P	W	41-14
11/21	Cowboys	P	W	19-9
12/05	Broncos	P	W	22-9
12/12	Raiders	P	W	48-9
12/16	at Chargers	P	W	34-28+
12/26	Steelers	P	W	36-10
01/02	at Bengals	P	L	31-34
01/08	at Broncos	P	W	28-24
2021 TOTALS		17	12-5	

+ - Overtime

2022 GAME-BY-GAME REGULAR-SEASON STATISTICS (CHIEFS)

DATE	OPPONENT		W/L	SCORE
09/11	at Cardinals	P	W	44-21
09/15	Chargers	P	W	27-24
09/25	at Colts	P	L	17-20
10/02	at Buccaneers	P	W	41-31
10/10	Raiders	P	W	30-29
10/16	Bills	P	L	20-24
10/23	at 49ers	P	W	44-23
11/06	Titans	P	W	20-17+
11/13	Jaguars	P	W	27-17
11/20	at Chargers	P	W	30-27
11/27	Rams	P	W	26-10
12/04	at Bengals	P	L	24-27
12/11	at Broncos	P	W	34-28
12/18	at Texans	P	W	30-24+
12/24	Seahawks	P	W	24-10
01/01	Broncos	P	W	27-24
01/07	at Raiders	P	W	31-13
2022 TOTALS		17	14-3	

+ - Overtime



2023 GAME-BY-GAME REGULAR-SEASON STATISTICS (CHIEFS)

DATE	OPPONENT		W/L	SCORE
09/07	Lions	P	L	20-21
09/17	at Jaguars	P	W	17-9
09/24	Bears	P	W	41-10
10/01	at Jets	P	W	23-20
10/08	at Vikings	P	W	27-20
10/12	Broncos	P	W	19-8
10/22	Chargers	P	W	31-17
10/29	at Broncos	P	L	9-24
11/05	Dolphins	P	W	21-14
11/20	Eagles	P	L	17-21
11/26	at Raiders	P	W	31-17
12/03	at Packers	P	L	19-27
12/10	Bills	P	L	17-20
12/17	at Patriots	P	W	27-17
12/25	Raiders	P	L	14-20
12/31	Bengals	P	W	25-17
01/07	at Chargers	P	W	13-12
2023 TOTALS		17	11-6	

2024 GAME-BY-GAME REGULAR-SEASON STATISTICS (CHIEFS)

DATE	OPPONENT		W/L	SCORE
09/05	Ravens	P	W	27-20
09/15	Bengals	P	W	26-25
09/22	at Falcons	P	W	22-17
2024 TOTALS		3	3-0	

2015 GAME-BY-GAME POSTSEASON STATISTICS (CHIEFS)

DATE	OPPONENT		W/L	SCORE
01/09	at Texans	P	W	30-0
01/16	at Patriots	P	L	20-27
2015 TOTALS		2	1-1	

2016 GAME-BY-GAME POSTSEASON STATISTICS (CHIEFS)

DATE	OPPONENT		W/L	SCORE
01/15	Steelers	P	L	16-18
2016 TOTALS		1	0-1	

2017 GAME-BY-GAME POSTSEASON STATISTICS (CHIEFS)

DATE	OPPONENT		W/L	SCORE
01/06	Titans	P	L	21-22
2017 TOTALS		1	0-1	

2018 GAME-BY-GAME POSTSEASON STATISTICS (CHIEFS)

DATE	OPPONENT		W/L	SCORE
01/12	Colts	P	W	31-13
01/20	Patriots	P	L	31-37+
2018 TOTALS		2	1-1	

+ - Overtime

2019 GAME-BY-GAME POSTSEASON STATISTICS (CHIEFS)

DATE	OPPONENT		W/L	SCORE
01/12	Texans	P	W	51-31
01/19	Titans	P	W	35-24
02/02	49ers	P	W	31-20
2019 TOTALS		3	3-0	

2020 GAME-BY-GAME POSTSEASON STATISTICS (CHIEFS)

DATE	OPPONENT		W/L	SCORE
01/17	Browns	P	W	22-17
01/24	Bills	P	W	38-24
02/07	at Buccaneers	P	L	9-31
2020 TOTALS		3	2-1	

2021 GAME-BY-GAME POSTSEASON STATISTICS (CHIEFS)

DATE	OPPONENT		W/L	SCORE
01/16	Steelers	P	W	42-21
01/23	Bills	P	W	42-36+
01/30	Bengals	P	L	24-27+
2021 TOTALS		3	2-1	

+ - Overtime

2022 GAME-BY-GAME POSTSEASON STATISTICS (CHIEFS)

DATE	OPPONENT		W/L	SCORE
01/21	Jaguars	P	W	27-20
01/29	Bengals	P	W	23-20
02/12	at Eagles	P	W	38-35
2022 TOTALS		3	3-0	



2023 GAME-BY-GAME POSTSEASON STATISTICS (CHIEFS)

DATE	OPPONENT		W/L	SCORE
01/13	Dolphins	P	W	26-7
01/21	at Bills	P	W	27-24
01/28	at Ravens	P	W	17-10
02/11	49ers	P	W	25-22+
2023 TOTALS		4	4-0	


+ - Overtime





XAVIER WORTHY

WIDE RECEIVER #1
TEXAS



ROOKIE

HEIGHT: 5'11"
WEIGHT: 165 LBS
DRAFTED: D1-24
BIRTHDAY: 4/27/03

- Worthy enters his first season with the Chiefs in 2024.
- Originally entered the NFL as a first-round pick (28th overall) by the Kansas City Chiefs in the 2024 NFL Draft.

Transactions:

Originally entered the NFL as a first-round pick (28th overall) by the Kansas City Chiefs in the 2024 NFL Draft.

COLLEGE

Three year wide receiver at Texas ... Played in and started in 39 games ... Scored 26 career touchdown receptions, the third-most in Longhorn history ... Left Texas ranked fourth all-time in career receiving yards (2,755), sixth in receptions (197), eighth in punt return yards (564) ... Had the following honors: 2023 All-America second-team selection as a punt returner ... Named third-team AP All-America honoree as an all purpose player in 2023 ... First-team All-Big 12 selection in 2023 ... Second-team All-Big 12 selection in 2022 ... First-team All-Big 12 selection in 2021 ... 2021 Big 12 Offensive Freshman of the Year ... AP Big 12 Newcomer of the Year ... Named a Shaun Alexander Freshman of the Year Award finalist ... AP Freshman All-American honors ... Academic Big 12 first-team in 2022 and 2021-22 Academic All Big 12 Rookie Team honoree ... Two-time member of the Big 12 Commissioner's Honor Roll (fall 2021 and spring 2022).

PERSONAL

- Selected to participate in 2021 All-American Bowl.
- No. 12 wide receiver in the country by 247Sports.
- Rated as a four-star prospect by ESPN.
- Caught 55 passes for 992 yards and 16 touchdowns as a junior, had his senior season canceled due to COVID-19.
- Helped Central East win its first-ever CIF Division I-AA state championship after a 15-0 season in 2019.
- Also competed in track and field for Central East.

XAVIER WORTHY'S NFL REGULAR SEASON RUSHING/RECEIVING STATISTICS

DATE	TEAM	RECEIVING					RUSHING						
		GP	GS	NO.	YDS.	AVG.	LG	TD	NO.	YDS.	AVG.	LG	TD
2024	Chiefs	3	2	6	81	13.5	35t	1	5	39	7.8	21t	1
NFL TOTALS		3	2	6	81	13.5	35T	1	5	39	7.8	21T	1

XAVIER WORTHY'S NFL REGULAR SEASON RETURN STATISTICS

DATE	TEAM	KICKOFF RETURNS					PUNT RETURNS					
		RET.	YDS.	AVG.	LG	TD	NO.	FC	YDS.	AVG.	LG	TD
2024	Chiefs	0	0	0.0	0	0	0	0	0	0.0	0	0
NFL TOTALS		0	0	0.0	0	0	0	0	0	0.0	0	0



SINGLE-GAME HIGHS: RUSHING/RECEIVING

Rush Attempts	3 at Atlanta, Sep 22, 2024 1 vs. Cincinnati, Sep 15, 2024 1 vs. Baltimore, Sep 05, 2024	Longest Receptions	35t vs. Baltimore, Sep 05, 2024 12 vs. Cincinnati, Sep 15, 2024 12 vs. Baltimore, Sep 05, 2024 10 at Atlanta, Sep 22, 2024 7 at Atlanta, Sep 22, 2024
Rushing Yards	21 vs. Baltimore, Sep 05, 2024 13 at Atlanta, Sep 22, 2024 5 vs. Cincinnati, Sep 15, 2024	Receiving TDs	1 vs. Baltimore, Sep 05, 2024
Longest Runs	21t vs. Baltimore, Sep 05, 2024 6 at Atlanta, Sep 22, 2024 6 at Atlanta, Sep 22, 2024 5 vs. Cincinnati, Sep 15, 2024	All-Purpose Yards	68 vs. Baltimore, Sep 05, 2024 30 at Atlanta, Sep 22, 2024 22 vs. Cincinnati, Sep 15, 2024 2 vs. Baltimore, Sep 05, 2024
Receptions	1 at Atlanta, Sep 22, 2024 2 at Atlanta, Sep 22, 2024 2 vs. Cincinnati, Sep 15, 2024 2 vs. Baltimore, Sep 05, 2024	Most TDs	2 vs. Baltimore, Sep 05, 2024
Receiving Yards	47 vs. Baltimore, Sep 05, 2024 17 at Atlanta, Sep 22, 2024 17 vs. Cincinnati, Sep 15, 2024	Scrimmage Yards	68 vs. Baltimore, Sep 05, 2024 30 at Atlanta, Sep 22, 2024 22 vs. Cincinnati, Sep 15, 2024

2024 GAME-BY-GAME REGULAR-SEASON STATISTICS (CHIEFS)

DATE	OPPONENT	P/S	RECEIVING					RUSHING					W/L	SCORE
			NO.	YDS.	AVG.	LG	TD	NO.	YDS.	AVG.	LG	TD		
09/05	Ravens	S	2	47	23.5	35t	1	1	21	21.0	21t	1	W	27-20
09/15	Bengals	P	2	17	8.5	12	0	1	5	5.0	5	0	W	26-25
09/22	at Falcons	S	2	17	8.5	10	0	3	13	4.3	6	0	W	22-17
2024 TOTALS		3-2	6	81	13.5	35T	1	5	39	7.8	21T	1	3-0	



RECORDS



REGULAR INDIVIDUAL

SERVICE

Most Seasons, Active Players

15	Jerrel Wilson	1963-77
15	Dustin Colquitt	2005-19
14	Len Dawson	1962-75
14	Ed Budde	1963-76
14	Nick Lowery	1980-93
14	Will Shields	1993-06
13	Jim Tyrer	1961-73
13	Buck Buchanan	1963-75
13	Emmitt Thomas	1966-78
13	Jan Stenerud	1967-79
13	Jack Rudnay	1970-82
13	John Alt	1984-96
13	Derrick Johnson	2005-17
12	Johnny Robinson	1960-71
12	Bobby Bell	1963-74
12	Dave Hill	1963-74
12	Mike Livingston	1968-79
12	Henry Marshall	1976-87
12	Tony Gonzalez	1997-08
12	Tamba Hali	2006-17
12	Travis Kelce	2013-24

Most Games Played, Career (All 175+)

238	Dustin Colquitt	2005-19
224	Will Shields	1993-06
212	Nick Lowery	1980-93
203	Jerrel Wilson	1963-77
190	Tony Gonzalez	1997-08
186	Jan Stenerud	1967-79
183	Len Dawson	1962-75
182	Buck Buchanan	1963-75
182	Derrick Johnson	2005-17
181	Emmitt Thomas	1966-78
180	Jim Tyrer	1961-73
179	John Alt	1984-96
178	Jack Rudnay	1970-82
177	Ed Budde	1963-76
177	Tamba Hali	2006-17

Most Games Started, Career (Since 1968)

223	Will Shields	1993-06
174	Tony Gonzalez	1997-08
171	Jack Rudnay	1970-82
169	Derrick Johnson	2005-17
164	Tim Grunhard	1990-00
157*	Len Dawson (*Since 1962)	1962-75
157	Derrick Thomas	1989-99
157	Tamba Hali	2006-17

Most Starts, Rookie, Season

17	Creed Humphrey	2021
17	Trey Smith	2021
17	George Karlaftis	2022
16	Sylvester Hicks	1978
16	Art Still	1978
16	Dave Lutz	1983
16	Kevin Ross	1984
16	Dino Hackett	1986
16	Derrick Thomas	1989
16	Greg Wesley	2000
16	Derrick Johnson	2005
16	Tamba Hali	2006
16	Brandon Carr	2008
16	Glenn Dorsey	2008
16	Eric Berry	2010
16	Dontari Poe	2012
16	Zach Fulton	2014
16	Marcus Peters	2015
16	Kareem Hunt	2017
16	Juan Thornhill	2019

Most Consecutive Games Played, Career

224	Will Shields (Sept. 5, 1993 - Dec. 31, 2006)
186	Jan Stenerud (Sept. 9, 1967 - Dec. 16, 1979)
184	Dustin Colquitt (Nov. 9, 2008 - Dec. 29, 2019)
180	Jim Tyrer (Sept. 10, 1961 - Dec. 2, 1973)
168	Bobby Bell (Sept. 7, 1963 - Dec. 14, 1974)
166	Buck Buchanan (Sept. 7, 1963 - Dec. 1, 1974)

Most Consecutive Games Started (Since 1968)

223	Will Shields (Sept. 12, 1993 - Dec. 31, 2006)
144	Emmitt Thomas (Sept. 28, 1968 - Oct. 15, 1978)
134	Jim Lynch (Sept. 9, 1968 - Nov. 6, 1977)
120	Tim Grunhard (Sept. 5, 1993 - Oct. 29, 2000)
120	Tony Gonzalez (Sept. 19, 1999 - Nov. 12, 2006)

Most Consecutive Games Started To Begin Career

101	Gary Barbaro	1976-82
64	Brandon Carr	2008-11

51	Art Still	1978-81
51	Creed Humphrey	2021-23
41	Tamba Hali	2006-08

Most Games Started, Quarterback, Career

158	Len Dawson	1962-75
99	Patrick Mahomes	2017-24
88	Trent Green	2001-06
77	Bill Kenney	1979-88
76	Alex Smith	2013-17

Most Consecutive Games Started, Quarterback

81	Trent Green (Sept. 9, 2001 - Sept. 10, 2006)
50	Patrick Mahomes (Sept. 12, 2021 - Dec. 31, 2023)
44	Len Dawson (Oct. 31, 1965 - Nov. 3, 1968)
35	Steve DeBerg (Nov. 26, 1989 - Dec. 8, 1991)
28	Steve Bono (Sept. 3, 1995 - Nov. 24, 1996)
28	Elvis Grbac (Dec. 26, 1998 - Nov. 19, 2000)
28	Len Dawson (Sept. 8, 1962 - Nov. 8, 1963)

Most Consecutive Seasons Starting Every Game, QB

5	Trent Green	2001-05
2	Len Dawson	1966-67
2	Patrick Mahomes	2021-22

SCORING

POINTS

Most Points, Career (All 400+)

1,466	Nick Lowery	1980-93
1,231	Jan Stenerud	1967-79
927	Harrison Butker	2017-24
517	Ryan Succop	2009-13
500	Priest Holmes	2001-07
472	Travis Kelce	2013-23
462	Tony Gonzalez	1997-08
442	Pete Stoyanovich	1996-00
402	Tyreek Hill	2016-21

Most Seasons, 100 or More Points

11	Nick Lowery	1981, '83-86, '88-93
6	Harrison Butker	2017-21, '23
5	Jan Stenerud	1967-71
4	Ryan Succop	2009-10, '12-13
3	Pete Stoyanovich	1997-99
3	Lawrence Tynes	2004-06
3	Cairo Santos	2014-16
2	Lin Elliott	1994-95
2	Morten Andersen	2002-03
2	Priest Holmes	2002-03
2	Larry Johnson	2005-06
1	Jack Spikes	1960
1	Abner Haynes	1962
1	Todd Peterson	2001
1	Jamaal Charles	2013
1	Tyreek Hill	2020

Most Points, Season (All 125+)

162	Priest Holmes	2003
147	Harrison Butker	2019
144	Priest Holmes	2002
142	Harrison Butker	2017
139	Nick Lowery	1990
137	Harrison Butker	2018, 2023
129	Jan Stenerud	1968
129	Cairo Santos	2015
129	Cairo Santos	2016
126	Larry Johnson	2005
125	Lawrence Tynes	2005

Most Points, Non-Kickers, Rookie, Season

72	Abner Haynes	1960
72	Tyreek Hill	2016
66	Billy Jackson	1981
66	Kareem Hunt	2017
48	Johnny Robinson	1960
48	Mike Garrett	1966

Most Kicking Points, Rookie, Season

142	Harrison Butker	2017
113	Cairo Santos	2014
108	Jan Stenerud	1967
104	Ryan Succop	2009
74	Jack Spikes	1960

Most Points, Game

30	Abner Haynes vs. Oakland	Nov. 26, 1961
30	Jamaal Charles at Oakland	Dec. 15, 2013
24	Frank Jackson vs. Denver	Dec. 10, 1961
24	Abner Haynes vs. Boston	Sept. 8, 1962

REGULAR INDIVIDUAL

24	Frank Jackson at San Diego	Dec. 13, 1964
24	Bert Coan at Denver	Oct. 23, 1966
24	Priest Holmes at Cleveland	Sept. 8, 2002
24	Priest Holmes vs. Atlanta	Oct. 24, 2004
24	Derrick Blaylock vs. Atlanta	Oct. 24, 2004
24	Larry Johnson vs. Seattle	Oct. 29, 2006
24	Travis Kelce vs. Las Vegas	Oct. 10, 2022

TOUCHDOWNS

Most Touchdowns, Career (All 60+)

83	Priest Holmes (76 rush, 7 rec.)	2001-07
77	Travis Kelce (74 rec., 2 rush, 1 fum.)	2013-23
76	Tony Gonzalez (0 rush, 76 rec.)	1997-08
67	Tyreek Hill (6 rush, 56 rec. 1 KR, 4 PR)	2016-21
64	Jamaal Charles (43 rush, 20 rec., 1 KR)	2008-16
61	Larry Johnson (55 rush, 6 rec.)	2003-09
60	Otis Taylor (3 rush, 57 rec.)	1965-75

Most Touchdowns, Season

27	Priest Holmes (27 rush, 0 rec.)	2003
24	Priest Holmes (21 rush, 3 rec.)	2002
21	Larry Johnson (20 rush, 1 rec.)	2005
19	Abner Haynes (13 rush, 6 rec.)	1962
19	Larry Johnson (17 rush, 2 rec.)	2006
19	Jamaal Charles (12 rush, 7 rec.)	2013

Most Touchdowns, Rookie, Season

12	Abner Haynes (9 rush, 3 rec.)	1960
12	Tyreek Hill (3 rush, 6 rec., 2 PR, 1 KR)	2016
11	Billy Jackson (10 rush, 1 rec.)	1981
11	Kareem Hunt (8 rush, 3 rec.)	2017
9	Johnny Robinson (4 rush, 4 rec., 1 PR)	1960
8	Mike Garrett (6 rush, 1 rec., 1 PR)	1966

Most Touchdowns, Game

5	Abner Haynes vs. Oakland	Nov. 26, 1961
5	Jamaal Charles at Oakland	Dec. 15, 2013
4	Frank Jackson vs. Denver	Dec. 10, 1961
4	Abner Haynes vs. Boston	Sept. 8, 1962
4	Frank Jackson at San Diego	Dec. 13, 1964
4	Bert Coan at Denver	Oct. 23, 1966
4	Priest Holmes at Cleveland	Sept. 8, 2002
4	Priest Holmes vs. Atlanta	Oct. 24, 2004
4	Derrick Blaylock vs. Atlanta	Oct. 24, 2004
4	Larry Johnson vs. Seattle	Oct. 29, 2006
4	Travis Kelce vs. Las Vegas	Oct. 10, 2022
3	46 times;	
	Last, Travis Kelce at Los Angeles Chargers	Nov. 21, 2022

Most Consecutive Games Scoring Touchdowns

11	Priest Holmes	2002
9	Larry Johnson	2006
8	Priest Holmes	2003-04
8	Larry Johnson	2004-05
8	Jamaal Charles	2014
8	Kareem Hunt	2018
7	Marcus Allen	1993
7	Priest Holmes	2004-05
7	Larry Johnson	2005
7	Dwayne Bowe	2010
7	Jamaal Charles	2013

POINTS AFTER TOUCHDOWNS

Most Points After TD Attempted, Career

483	Nick Lowery	1980-93
409	Jan Stenerud	1967-79
327	Harrison Butker	2017-23
164	Pete Stoyanovich	1996-00
160	Ryan Succop	2009-13

Most Points After TD Attempted, Season

69	Harrison Butker	2018
60	Lawrence Tynes	2004
59	Morten Andersen	2003
54	Harrison Butker	2020
52	Ryan Succop	2013

Most Points After TD Attempted, Game

8	Tommy Brooker at Denver	Sept. 7, 1963
8	Mike Mercer at Denver	Oct. 23, 1966
8	Lawrence Tynes vs. Atlanta	Oct. 24, 2004
8	Ryan Succop at Oakland	Dec. 15, 2013

Most Points After TD Made, Career

479	Nick Lowery	1980-93
394	Jan Stenerud	1967-79
309	Harrison Butker	2017-23
163	Pete Stoyanovich	1996-00
160	Ryan Succop	2009-13

Most Points After TD Made, Season

65	Harrison Butker	2018
58	Morten Andersen	2003
58	Lawrence Tynes	2004
52	Ryan Succop	2013
51	Morten Andersen	2002

Most Points After TD Made, Game

8	Tommy Brooker at Denver	Sept. 7, 1963
8	Mike Mercer at Denver	Oct. 23, 1966
8	Lawrence Tynes vs. Atlanta	Oct. 24, 2004
8	Ryan Succop at Oakland	Dec. 15, 2013
7	Cotton Davidson vs. Denver	Dec. 10, 1961
7	Tommy Brooker at N.Y. Titans	Nov. 11, 1962
7	Jack Spikes vs. Denver	Dec. 8, 1963
7	Tommy Brooker vs. Denver	Nov. 1, 1964
7	Tommy Brooker vs. Houston	Nov. 28, 1965
7	Jan Stenerud vs. Denver	Oct. 29, 1967
7	Morten Andersen vs. Arizona	Dec. 1, 2002
7	Morten Andersen vs. St. Louis	Dec. 8, 2002
7	Lawrence Tynes at Tennessee	Dec. 13, 2004

Most Consecutive Points After TD made

198	Nick Lowery	1983-89
160	Ryan Succop	2009-13
155	Jan Stenerud	1968-73
149	Tommy Brooker	1962-66

Highest Point After Percentage, Career (minimum 100 PATs)

100.00	Ryan Succop (160-160)	2009-13
100.00	Tommy Brooker (149-149)	1962-66
99.39	Pete Stoyanovich (163-164)	1996-00
99.17	Nick Lowery (479-483)	1980-93
99.09	Morten Andersen (109-110)	2002-03
97.16	Lawrence Tynes (137-141)	2004-06

FIELD GOALS

Most Field Goals Attempted, Career (All 100+)

436	Jan Stenerud	1967-79
410	Nick Lowery	1980-93
228	Harrison Butker	2017-24
147	Ryan Succop	2009-13
115	Pete Stoyanovich	1996-00
105	Cairo Santos	2014-17

Most Field Goals Attempted, Season (All 40+)

44	Jan Stenerud	1971
42	Jan Stenerud	1970
42	Harrison Butker	2017
40	Jan Stenerud	1968

Most Field Goals Attempted, Game

7	Jan Stenerud vs. Buffalo	Dec. 19, 1971
7	Cairo Santos at Cincinnati	October 4, 2015
6	Tommy Brooker vs. San Diego	Dec. 16, 1962
6	Jan Stenerud	6 times
	Last; at Washington	Oct. 10, 1976
6	Todd Peterson vs. Denver	Dec. 16, 2001
6	Ryan Succop at New Orleans	Sept. 23, 2012
6	Harrison Butker vs. Miami	Dec. 24, 2017
6	Harrison Butker vs. Cincinnati	Dec. 31, 2023

Most Seasons Leading League, Field Goals Made

3	Jan Stenerud	1967, '70, '75
1	Nick Lowery	1990
1	Harrison Butker	2019

Most Field Goals Made, Career

329	Nick Lowery	1980-93
279	Jan Stenerud	1967-79
204	Harrison Butker	2017-24
119	Ryan Succop	2009-13
93	Pete Stoyanovich	1996-00

Most Field Goals Made, Season (All 30+)

38	Harrison Butker	2017
34	Nick Lowery	1990
34	Harrison Butker	2019
33	Harrison Butker	2023
31	Cairo Santos	2016
30	Jan Stenerud	1968, '70
30	Cairo Santos	2015

Most Field Goals Made, Rookie, Season

*38	Harrison Butker	2017
25	Ryan Succop	2009
25	Cairo Santos	2014
21	Jan Stenerud	1967
13	Jack Spikes	1960
12	Tommy Brooker	1962
	*NFL RECORD	

Most Field Goals Made, Game

REGULAR INDIVIDUAL

7	Cairo Santos at Cincinnati	Oct. 4, 2015
6	Ryan Succop at New Orleans	Sept. 23, 2012
6	Harrison Butker vs. Cincinnati	Dec. 31, 2023
5	Jan Stenerud	3 times
	Last; vs. Buffalo	Dec. 19, 1971
5	Nick Lowery	4 times
	Last; vs. Denver	Sept. 20, 1993
5	Ryan Succop vs. Minnesota	Oct. 2, 2011
5	Cairo Santos at Denver	Nov. 15, 2015
5	Harrison Butker	4 times
	Last; vs. Denver	Dec. 6, 2020
4	Tommy Brooker vs. San Diego	Dec. 16, 1962
4	Mike Mercer at N.Y. Jets	Nov. 27, 1966
4	Lin Elliott vs. Seattle	Dec. 24, 1995
4	Jan Stenerud	12 times
	Last; at Washington	Oct. 10, 1976
4	Nick Lowery	9 times
	Last; at Denver	Oct. 4, 1992
4	Pete Stoyanovich	4 times
	Last; vs. Denver	Sept. 19, 1999
4	Todd Peterson vs. Denver	Dec. 16, 2001
4	Lawrence Tynes	2 times
	Last; vs. Denver	Nov. 23, 2006
4	Nick Novak vs. Denver	Sept. 28, 2008
4	Ryan Succop	4 times
	Last; at Tennessee	Oct. 6, 2013
4	Cairo Santos	5 times
	Last; at Carolina	Nov. 13, 2016
4	Harrison Butker	7 times
	Last; vs. Denver	Oct. 12, 2023

Most Consecutive Games Scoring Field Goals

16	Harrison Butker	2019-20
15	Lawrence Tynes	2004-05
14	Jan Stenerud	1970
14	Harrison Butker	2017-18
14	Harrison Butker	2021-22
12	Pete Stoyanovich	1997-98

Most Consecutive Games Scoring Field Goals, Single Season

14	Jan Stenerud	1970
14	Harrison Butker	2019
13	Harrison Butker	2017
12	Lawrence Tynes	2005
12	Harrison Butker	2021

Most Consecutive Field Goals Made

24	Harrison Butker	2022-23
23	Harrison Butker	2017
22	Pete Stoyanovich	1997-98
22	Ryan Succop	2011
21	Nick Lowery	1990
21	Nick Lowery	1991

Longest Field Goal

62	Harrison Butker vs. Buffalo	Oct. 16, 2022
60	Harrison Butker vs. Denver	Oct. 12, 2023
59	Matthew Wright vs. Las Vegas	Oct. 10, 2022
58	Nick Lowery at Washington	Sept. 18, 1983
58	Nick Lowery vs. L.A. Raiders	Sept. 12, 1985
58	Harrison Butker at L.A. Chargers	Sept. 20, 2020
58	Harrison Butker at L.A. Chargers	Sept. 20, 2020

Highest Field Goal Percentage, Career (100 Attempts)

89.3	Harrison Butker (201-225)	2017-24
84.8	Cairo Santos (89-105)	2014-17
81.0	Ryan Succop (119-147)	2009-13
80.9	Pete Stoyanovich (93-115)	1996-00
80.2	Nick Lowery (329-410)	1980-93

Highest Field Goal Percentage, Season

96.3	Pete Stoyanovich (26-27)	1997
94.3	Harrison Butker (33-35)	2023
92.6	Harrison Butker (25-27)	2020
91.9	Nick Lowery (34-37)	1990
91.6	Nick Lowery (22-24)	1992

Highest Field Goal Percentage, Career at GEHA Field at Arrowhead

88.4	Harrison Butker (107-121)	2017-24
88.1	Pete Stoyanovich (52-59)	1996-00
85.6	Nick Lowery	1980-93
82.4	Ryan Succop (61-74)	2009-13
79.2	Cairo Santos (38-48)	2014-17

Attempts Less Than 40 Yards, Season (15 Attempts)

23-26	Cairo Santos	2016
24-25	Harrison Butker	2017
21-23	Harrison Butker	2023
21-22	Pete Stoyanovich	1998
21-21	Nick Lowery	1991
16-20	Ryan Succop	2012
18-19	Harrison Butker	2019
18-18	Harrison Buker	2020
17-18	Cairo Santos	2014

17-18	Cairo Santos	2015
17-17	Ryan Succop	2009
16-16	Morten Andersen	2002
16-16	Harrison Butker	2018
15-16	Ryan Succop	2013
14-15	Ryan Succop	2011

Most Field Goals, No Misses, Game

7	Cairo Santos at Cincinnati	Oct. 4, 2015
6	Ryan Succop at New Orleans	Sept. 23, 2012
6	Harrison Butkervs. Cincinnati	Dec.31, 2023
5	Jan Stenerud at Buffalo	Nov. 2, 1969
5	Jan Stenerud vs. Buffalo	Dec. 7, 1969
5	Nick Lowery vs. L.A. Raiders	Sept. 12, 1985
5	Nick Lowery vs. Cincinnati	Nov. 13, 1988
5	Nick Lowery at Chicago	Dec. 29, 1990
5	Nick Lowery vs. Denver	Sept. 20, 1993
5	Ryan Succop vs. Minnesota	Oct. 2, 2011
5	Harrison Butker at Houston	Oct. 8, 2017
5	Harrison Butker vs. Denver	Oct. 30, 2017
5	Harrison Butker vs. Denver	Dec. 6, 2020

Most Field Goals, 50 or More Yards, Career

29	Harrison Butker	2017-23
20	Nick Lowery	1980-93
12	Jan Stenerud	1967-79
9	Ryan Succop	2009-13
7	Cairo Santos	2014-16

Most Field Goals, 50 or More Yards, Season

7	Harrison Butker	2021
5	Harrison Butker	2023
4	Nick Lowery	1980
4	Cairo Santos	2015
4	Harrison Butker	2017, 2020
3	Nick Lowery	1985, 1988
3	Ryan Succop	2011
3	Harrison Butker	2019, 2022

Most Field Goals, 50 or More Yards, Game

2	Nick Lowery vs. Seattle	Sept. 14, 1980
2	Nick Lowery at New Orleans	Sept. 8, 1985
2	Nick Lowery at Detroit	Nov. 26, 1987
2	Lawrence Tynes at Miami	Oct. 21, 2005
2	Ryan Succop vs. Minnesota	Oct. 2, 2011
2	Cairo Santos at Cincinnati	Oct. 4, 2015
2	Harrison Butker at L.A. Chargers	Sept. 20, 2020
2	Harrison Butker vs. Denver	Oct. 12, 2023

DEFENSE / SPECIAL TEAMS SCORING

Most Defensive Touchdowns, Career

8	Bobby Bell (6 INTs, 2 FRs)	1963-74
5	Emmitt Thomas (5 INTs)	1966-78
5	Jim Kearney (5 INTs)	1967-75
5	Eric Berry (5 INTs)	2010-18
4	Lloyd Burruss (4 INTs)	1981-91
4	Derrick Thomas (4 FRs)	1989-99
4	James Hasty (3 INTs, 1 FR)	1995-99
4	Derrick Johnson (4 INTs)	2005-17
4	Daniel Sorensen (4 INTs)	2014-21

Most Defensive Touchdowns, Season

4	Jim Kearney (4 INTs)	1972
3	David Webster (2 INTs, 1 FR)	1960
3	Lloyd Burruss (3 INTs)	1986
3	Charles Mincy (2 INTs, 1 FR)	1992
3	Mark McMillian (3 INTs)	1997

Most Defensive Touchdowns, Game

2	Jim Kearney at Denver	Oct. 1, 1972
2	Lloyd Burruss vs. San Diego	Oct. 19, 1986
2	Cris Dishman at Oakland	Nov. 28, 1999
2	Derrick Johnson at Denver	Jan. 3, 2010

Most Special Teams Touchdowns, Career

11	Dante Hall (5 PRs, 6 KORs)	2000-06
8	Tamarick Vanover (4 PRs, 4 KORs)	1995-99
5	Tyreek Hill (4 PRs, 1 KOR)	2016-21
4	J.T. Smith (4 PRs)	1978-84
3	Dexter McCluster (3 PRs)	2010-13

Most Special Teams Touchdowns, Season

4	Dante Hall (2 PRs, 2 KRs)	2003
3	Tamarick Vanover (2 KRs, 1 PR)	1995
3	Dante Hall (2 PRs, 1 KR)	2002
3	Tyreek Hill (2 PRs, 1 KR)	2016
2	Eight players tied	
	Last;Dexter McCluster (2 PRs)	2013

Most Safeties, Career

3	Derrick Thomas	1989-98
2	Bill Maas	1984-92



REGULAR INDIVIDUAL

2	Dan Saleaumua	1989-96
1	Buck Buchanan	1963-75
1	Willie Lanier	1967-77
1	John Lohmeyer	1973, '75-77
1	Ed Beckman	1977-84
1	Dino Hackett	1986-92
1	Albert Lewis	1983-93
1	Rob McGovern	1989-90
1	Joe Phillips	1992-97
1	Mikhael Ricks	2000-01
1	Bernard Pollard	2006-08
1	Tamba Hali	2006-16
1	Justin Houston	2011-18
1	D.J. Alexander	2015-16
1	Chris Jones	2016-23
1	Frank Clark	2019-22

Most Safeties, Season

1	Buck Buchanan	1968
1	Willie Lanier	1974
1	John Lohmeyer	1976
1	Ed Beckman	1978
1	Dino Hackett	1988
1	Albert Lewis	1988
1	Bill Maas	1988, '90
1	Rob McGovern	1989
1	Dan Saleaumua	1991, '96
1	Derrick Thomas	1994, '97, '98
1	Joe Phillips	1997
1	Mikhael Ricks	2001
1	Bernard Pollard	2007
1	Tamba Hali	2009
1	Justin Houston	2012
1	D.J. Alexander	2015
1	Chris Jones	2020
1	Frank Clark	2022

TWO-POINT CONVERSIONS

Most Two-Point Conversions, Career

5	Travis Kelce	2013-23
3	Tony Gonzalez	1997-08
3	Patrick Mahomes	2017-23
2	Bo Dickinson	1960-61
2	Curtis McClinton	1962-69
2	Jerrel Wilson	1963-77
2	Reg Carolan	1964-68
2	Trent Green	2001-06
2	Eddie Kennison	2001-07

Most Two-Point Conversions, Season

2	Bo Dickinson	1961
2	Travis Kelce	2015

Most Two-Point Conversion Passes, Career

8	Len Dawson	1962-75
7	Patrick Mahomes	2017-23
4	Trent Green	2001-06
4	Alex Smith	2013-17
2	Randy Duncan	1961
2	Elvis Grbac	1997-00

RUSHING

RUSHING ATTEMPTS

Most Seasons Leading League in Rushing

1	Abner Haynes	1960
1	Christian Okoye	1989
1	Priest Holmes	2001
1	Kareem Hunt	2017

Most Rushing Attempts, Career

1,375	Larry Johnson	2003-09
1,332	Jamaal Charles	2008-16
1,321	Priest Holmes	2001-07
1,246	Christian Okoye	1987-92
1,157	Ed Podolak	1969-77

Most Rushing Attempts, Season

*416	Larry Johnson	2006
370	Christian Okoye	1989
336	Larry Johnson	2005
327	Priest Holmes	2001
320	Priest Holmes	2003
*NFL RECORD		

Most Rushing Attempts, Consecutive Seasons

752	Larry Johnson (336, 416)	2005-06
640	Priest Holmes (327, 313)	2001-02
633	Priest Holmes (313, 320)	2002-03
615	Christian Okoye (370, 245)	1989-90

574	Larry Johnson (416, 158)	2006-07
-----	--------------------------	---------

Most Rushing Attempts, Rookie, Season

272	Kareem Hunt	2017
234	Joe Delaney	1981
181	Clyde Edwards-Helaire	2020
174	Robert Holmes	1968
170	Isiah Pacheco	2022

Most Rushing Attempts, Game

39	Larry Johnson vs. Seattle	Oct. 29, 2006
38	Christian Okoye at Green Bay	Dec. 10, 1989
37	Christian Okoye vs. Seattle	Nov. 5, 1989
36	Larry Johnson at Houston	Nov. 20, 2005
35	Barry Word vs. L.A. Raiders	Dec. 22, 1991

RUSHING YARDS

Most Rushing Yards, Career

7,260	Jamaal Charles	2008-16
6,070	Priest Holmes	2001-07
6,015	Larry Johnson	2003-09
4,897	Christian Okoye	1987-92
4,451	Ed Podolak	1969-77

Most Rushing Yards, Season (All 1,000+)

1,789	Larry Johnson	2006
1,750	Larry Johnson	2005
1,615	Priest Holmes	2002
1,555	Priest Holmes	2001
1,509	Jamaal Charles	2012
1,480	Christian Okoye	1989
1,467	Jamaal Charles	2010
1,420	Priest Holmes	2003
1,327	Kareem Hunt	2017
1,287	Jamaal Charles	2013
1,121	Joe Delaney	1981
1,120	Jamaal Charles	2009
1,087	Mike Garrett	1967
1,053	Tony Reed	1978
1,049	Abner Haynes	1962
1,033	Jamaal Charles	2014
1,031	Christian Okoye	1991
1,015	Barry Word	1990

Most Rushing Yards, Consecutive Seasons

3,539	Larry Johnson (1,750, 1,789)	2005-06
3,170	Priest Holmes (1,555, 1,615)	2001-02
3,035	Priest Holmes (1,615, 1,420)	2002-03
2,796	Jamaal Charles (1,509, 1,287)	2012-13
2,348	Larry Johnson (1,789, 559)	2006-07

Most Rushing Yards, Rookie, Season

1,327	Kareem Hunt	2017
1,121	Joe Delaney	1981
875	Abner Haynes	1960
866	Robert Holmes	1968
830	Isiah Pacheco	2022

Most Rushing Yards, Game (All 200+)

259	Jamaal Charles at Denver	Jan. 3, 2010
233	Jamaal Charles at New Orleans	Sept. 23, 2012
226	Jamaal Charles vs. Indianapolis	Dec. 23, 2012
211	Larry Johnson at Houston	Nov. 20, 2005
201	Larry Johnson vs. Cincinnati	Jan. 1, 2006
200	Barry Word at Detroit	Oct. 14, 1990

Most Rushing Yards, Rookie, Game (All 150+)

193	Joe Delaney vs. Houston	Nov. 15, 1981
172	Kareem Hunt at Los Angeles Chargers	Sept. 24, 2017
161	Mike Garrett at San Diego	Dec. 18, 1966
161	Clyde Edwards-Helaire at Buffalo	Oct. 19, 2020
158	Robert Holmes at Cincinnati	Nov. 10, 1968
157	Abner Haynes at N.Y. Titans	Nov. 24, 1960
155	Kareem Hunt vs. Los Angeles Chargers	Dec. 16, 2017
150	Kolby Smith vs. Oakland	Nov. 25, 2007

Most Rushing Yards, Consecutive Games (All 300+)

361	J. Charles (102, 259)	Dec. 27, 2009 - Jan. 3, 2010
343	Larry Johnson (132, 211)	Nov. 13-20, 2005
332	L. Johnson (131, 201)	Dec. 24, 2005 - Jan. 1, 2006
330	Larry Johnson (211, 119)	Nov. 20-27, 2005
327	Larry Johnson (155, 172)	Oct. 29 - Nov. 5, 2006
321	Jamaal Charles (233, 88)	Sept. 23-30, 2012
319	Larry Johnson (121, 198)	Sept. 21-28, 2008
311	Larry Johnson (154, 157)	Nov. 19-23, 2006
310	Priest Holmes (197, 113)	Nov. 24 - Dec. 1, 2002
310	Larry Johnson (143, 167)	Dec. 11-17, 2005
301	Priest Holmes (104, 197)	Nov. 17-24, 2002

Most Rushing Yards vs. One Opponent, Season

REGULAR INDIVIDUAL

327	Kareem Hunt vs. Los Angeles Chargers (172, 155)	2017
315	Jamaal Charles vs. Denver (56, 259)	2009
289	Larry Johnson vs. Oakland (154, 135)	2006
283	Larry Johnson vs. Denver (126, 157)	2006
282	Christian Okoye vs. Seattle (156, 126)	1989

Most Games, 100 or More Rushing Yards, Career

30	Larry Johnson	2003-09
24	Priest Holmes	2001-07
23	Jamaal Charles	2008-16
14	Christian Okoye	1987-92
13	Abner Haynes	1960-65

Most Games, 100 or More Rushing Yards, Season

11	Larry Johnson	2006
10	Larry Johnson	2005
9	Priest Holmes	2002
8	Christian Okoye	1989
7	Priest Holmes	2001
7	Jamaal Charles	2012

Most Games, 100 or More Rushing Yards, Rookie, Season

6	Kareem Hunt	2017
5	Joe Delaney	1981
3	Curtis McClinton	1962
2	Abner Haynes	1960
2	Mike Garrett	1966
2	Robert Holmes	1968
2	Woody Green	1974
2	Clyde Edwards-Helaire	2020

Most Consecutive Games, 100 or More Rushing Yards

9	Larry Johnson	Nov. 6, 2005 - Jan. 1, 2006
5	Priest Holmes	Nov. 17 - Dec. 15, 2002
4	Larry Johnson	Nov. 19 - Dec. 10, 2006
4	Jamaal Charles	Dec. 13, 2009 - Jan. 3, 2010
3	Joe Delaney	Oct. 4 - Oct. 18, 1981
3	Christian Okoye	Sept. 24 - Oct. 8, 1989
3	Christian Okoye	Oct. 22 - Nov. 5, 1989
3	Larry Johnson	Dec. 5 - Dec. 19, 2004
3	Larry Johnson	Oct. 22 - Nov. 5, 2006
3	Jamaal Charles	Nov. 25 - Dec. 9, 2012
3	Kareem Hunt	Sept. 24 - Oct. 8, 2017

Longest Run From Scrimmage

91(TD)	Jamaal Charles at New Orleans	Sept. 23, 2012
91(TD)	Damien Williams vs. Minnesota	Nov. 3, 2019
86(TD)	Jamaal Charles vs. Indianapolis	Dec. 23, 2012
84(TD)	Ted McKnight at Seattle	Sept. 30, 1979
84(TD)	Damien Williams vs. L.A. Chargers	Dec. 29, 2019
82(TD)	Joe Delaney vs. Denver	Oct. 18, 1981
82(TD)	Derrick Alexander vs. Pittsburgh	Dec. 12, 1999
80(TD)	Abner Haynes at N.Y. Jets	Nov. 29, 1964
80(TD)	Warren McVea vs. Cincinnati	Oct. 26, 1969
80	Jamaal Charles at St. Louis	Dec. 19, 2010
80(TD)	Jamaal Charles at Cleveland	Dec. 9, 2012

Most Rushing Yards, QB, Career

1,968	Patrick Mahomes	2017-24
1,672	Alex Smith	2013-17
1,253	Len Dawson	1962-75
712	Steve Fuller	1979-82
692	Trent Green	2001-06

Most Rushing Yards, QB, Season

498	Alex Smith	2015
431	Alex Smith	2013
389	Patrick Mahomes	2023
386	Tyler Thigpen	2008
381	Patrick Mahomes	2021

Most 10+ Yard Rushes, Career

196	Jamaal Charles	2008-16
190	Priest Holmes	2001-07
148	Larry Johnson	2003-09
79	Patrick Mahomes	2017-23
71	Marcus Allen	1993-97

Most 10+ Yard Rushes, Season

53	Priest Holmes	2002
52	Priest Holmes	2001
49	Larry Johnson	2006
47	Larry Johnson	2005
45	Jamaal Charles	2010

Most 10+ Yard Rushes, Game

10	Priest Holmes at Oakland	Dec. 9, 2001
9	Priest Holmes at Seattle	Nov. 24, 2002
7	Larry Johnson at N.Y. Giants	Dec. 17, 2005
7	Jamaal Charles vs. Buffalo	Oct. 31, 2010
6	13 times	
	Last: Kareem Hunt at L.A. Chargers	Sept. 24, 2017

Highest Rushing Average, Career (400 attempts)

5.45	Jamaal Charles (1,332-7,260)	2008-16
4.80	Abner Haynes (794-3,814)	1960-64
4.75	Kareem Hunt (453-2,151)	2017-18
4.60	Priest Holmes (1,321-6,070)	2001-07
4.57	Kimble Anders (495-2,261)	1991-00

Highest Rushing Average, Season (100 attempts)

6.38	Jamaal Charles (230-1,467)	2010
6.03	Ted McKnight (104-627)	1978
5.89	Jamaal Charles (190-1,120)	2009
5.61	Abner Haynes (156-875)	1960
5.49	Mack Lee Hill (105-576)	1964

Highest Rushing Average, Game (10 attempts)

14.27	A. Haynes at N.Y. Titans (11-157)	Nov. 24, 1960
12.25	T. McKnight at Seattle (12-147)	Sept. 30, 1979
11.58	E. Podolak vs. Denver (12-139)	Dec. 6, 1970
11.45	J. Charles at St. Louis (11-126)	Dec. 19, 2010
11.29	A. Haynes vs. Oakland (14-158)	Nov. 26, 1961

RUSHING TOUCHDOWNS

Most Rushing Touchdowns, Career

76	Priest Holmes	2001-07
55	Larry Johnson	2003-09
44	Marcus Allen	1993-97
43	Jamaal Charles	2008-16
40	Christian Okoye	1987-92

Most Rushing Touchdowns, Season

27	Priest Holmes	2003
21	Priest Holmes	2002
20	Larry Johnson	2005
17	Larry Johnson	2006
14	Priest Holmes	2004

Most Rushing Touchdowns, Consecutive Seasons

48	Priest Holmes (21, 27)	2002-03
41	Priest Holmes (27, 14)	2003-04
37	Larry Johnson (20, 17)	2005-06
29	Priest Holmes (8, 21)	2001-02
29	Larry Johnson (9, 20)	2004-05

Most Rushing Touchdowns, Game

4	Abner Haynes vs. Oakland	Nov. 26, 1961
4	Priest Holmes at Cleveland	Sept. 8, 2002
4	Priest Holmes vs. Atlanta	Oct. 24, 2004
4	Derrick Blaylock vs. Atlanta	Oct. 24, 2004
3	Jack Spikes vs. Houston	Oct. 1, 1961
3	Frank Jackson vs. Denver	Dec. 10, 1961
3	Abner Haynes vs. Boston	Sept. 8, 1962
3	Bert Coan at Denver	Oct. 23, 1966
3	Ed Podolak at Detroit	Nov. 25, 1971
3	Ed Podolak vs. Cleveland	Dec. 12, 1976
3	Billy Jackson at Oakland	Oct. 25, 1981
3	Marcus Allen at Seattle	Dec. 5, 1993
3	Donnell Bennett at Philadelphia	Sept. 27, 1998
3	Bam Morris at San Diego	Nov. 22, 1998
3	Priest Holmes vs. Denver	Oct. 20, 2002
3	Priest Holmes vs. Pittsburgh	Sept. 14, 2003
3	Priest Holmes vs. Buffalo	Oct. 26, 2003
3	Priest Holmes vs. Detroit	Dec. 14, 2003
3	Priest Holmes at Minnesota	Dec. 20, 2003
3	Priest Holmes at Denver	Sept. 12, 2004
3	Priest Holmes vs. Indianapolis	Oct. 31, 2004
3	Larry Johnson at Dallas	Dec. 11, 2005
3	Larry Johnson vs. Cincinnati	Jan. 1, 2006
3	Larry Johnson vs. Seattle	Oct. 29, 2006
3	Larry Johnson vs. Jacksonville	Dec. 31, 2006
3	Jamaal Charles at Green Bay	Sept. 28, 2015

Most Rushing Touchdowns, Consecutive Games

7	Priest Holmes	Oct. 24-31, 2004
6	Priest Holmes	Dec. 14-20, 2003
5	Priest Holmes, 6 times	Last: Dec. 20-28, 2003
5	Larry Johnson, 3 times	Last: Oct. 22-29, 2006

Most Consecutive Games With Rushing Touchdown

11	Priest Holmes	Sept. 22 - Dec. 8, 2002
8	Priest Holmes	Nov. 23, 2003 - Sept. 19, 2004
8	Larry Johnson	Nov. 28, 2004 - Sept. 18, 2005
7	Larry Johnson	Nov. 20, 2005 - Jan. 1, 2006
7	Larry Johnson	Oct. 15 - Nov. 23, 2006

Most Rushing Touchdowns, Rookie, Season

10	Billy Jackson	1981
9	Abner Haynes	1960
8	Kareem Hunt	2017
7	Robert Holmes	1968

REGULAR INDIVIDUAL

6 Mike Garrett 1966

Most Rushing Touchdowns, QB, Career

12 Patrick Mahomes 2017-23
 10 Alex Smith 2013-17
 9 Len Dawson 1962-75
 7 Mike Livingston 1968-79
 6 Pete Beathard 1964-73
 6 Rich Gannon 1995-98

Most Rushing Touchdowns, QB, Season

5 Steve Bono 1995
 5 Alex Smith 2016
 4 Pete Beathard 1965
 4 Steve Fuller 1980
 4 Patrick Mahomes 2022

PASSING

PASSER RATING

Most Seasons Leading League in Passer Rating

4 Len Dawson 1962, 1964, 1966, 1968
 1 Alex Smith 2017

Highest Passer Rating Career (1,000 attempts)

103.3 Patrick Mahomes 2017-24
 94.8 Alex Smith 2013-17
 87.3 Trent Green 2001-06
 83.2 Len Dawson 1962-75
 81.8 Steve DeBerg 1988-91

Highest Passer Rating, Season (200 attempts) (All 100+)

113.8 Patrick Mahomes 2018
 108.2 Patrick Mahomes 2020
 105.3 Patrick Mahomes 2019
 105.2 Patrick Mahomes 2022
 104.7 Alex Smith 2017
 101.9 Len Dawson 1966

Highest Passer Rating, Rookie, Season

112.3 Todd Blackledge 1983
 76.4 Patrick Mahomes 2017
 66.7 Hunter Enis 1960
 55.8 Steve Fuller 1979

Highest Passer Rating, Game (20 attempts) (All 150.0+)

158.3 Trent Green vs. Detroit Dec. 14, 2003
 158.3 Alex Smith at Oakland Dec. 15, 2013
 156.6 Steve Bono at Seattle Sept. 3, 1995
 154.8 Patrick Mahomes at Pittsburgh Sept. 16, 2018
 154.3 Trent Green at Washington Sept. 30, 2001

Most 100.0+ Passer Rating Games, Career (Min. 20 Atts.)

52 Patrick Mahomes 2017-23
 30 Len Dawson 1962-75
 29 Alex Smith 2013-17
 27 Trent Green 2001-06
 19 Steve DeBerg 1988-91

Most 100.0+ Passer Rating Games, Season

13 Patrick Mahomes 2018
 10 Steve DeBerg 1990
 10 Patrick Mahomes 2022
 9 Alex Smith 2017
 9 Patrick Mahomes 2020

PASSES ATTEMPTED

Most Passes Attempted, Career

3,696 Len Dawson 1962-75
 3,643 Patrick Mahomes 2017-24
 2,777 Trent Green 2001-06
 2,436 Alex Smith 2013-17
 2,430 Bill Kenney 1979-88

Most Passes Attempted, Season (All 500+)

658 Patrick Mahomes 2021
 648 Patrick Mahomes 2022
 603 Bill Kenney 1983
 597 Patrick Mahomes 2023
 588 Patrick Mahomes 2020
 580 Patrick Mahomes 2018
 568 Patrick Mahomes 2023
 556 Trent Green 2004
 547 Elvis Grbac 2000
 523 Trent Green 2001
 523 Trent Green 2003
 520 Steve Bono 1995
 508 Alex Smith 2013

507 Trent Green 2005
 505 Alex Smith 2017

Most Passes Attempted, Consecutive Seasons

1,306 Patrick Mahomes (658, 648) 2021-22
 1,246 Patrick Mahomes (588, 658) 2020-21
 1,245 Patrick Mahomes (648, 597) 2022-23
 1,079 Trent Green (523, 556) 2003-04
 1,072 Patrick Mahomes (484, 588) 2019-20

Most Passes Attempted, Rookie, Season

270 Steve Fuller 1979
 54 Hunter Enis 1960
 35 Patrick Mahomes 2017
 34 Todd Blackledge 1983

Most Passes Attempted, Game (All 50+)

68 Patrick Mahomes vs. Tennessee Nov. 6, 2022
 55 Joe Montana at San Diego Oct. 9, 1994
 55 Steve Bono at Miami Dec. 12, 1994
 54 Joe Montana at Denver Oct. 17, 1994
 54 Steve Bono at San Diego Sept. 29, 1996
 54 Patrick Mahomes vs. Buffalo Oct. 10, 2021
 53 Elvis Grbac at Oakland Nov. 5, 2000
 53 Trent Green at San Diego Jan. 2, 2005
 53 Matt Cassel at Denver Nov. 14, 2010
 53 Patrick Mahomes vs. Baltimore Dec. 9, 2018
 52 Bill Kenney at Denver Oct. 30, 1983
 50 Bill Kenney vs. Buffalo Nov. 30, 1986
 50 Steve DeBerg at Cleveland Nov. 24, 1991
 50 Rich Gannon at Jacksonville Nov. 9, 1997
 50 Alex Smith at Pittsburgh Oct. 2, 2016
 50 Patrick Mahomes at Tennessee Nov. 10, 2019
 50 Patrick Mahomes at Las Vegas Nov. 14, 2021

PASSES COMPLETED

Most Passes Completed, Career

2,424 Patrick Mahomes 2017-24
 2,115 Len Dawson 1962-75
 1,720 Trent Green 2001-06
 1,587 Alex Smith 2013-17
 1,330 Bill Kenney 1979-88

Most Passes Completed, Season (All 300+)

436 Patrick Mahomes (658 att.) 2021
 435 Patrick Mahomes (648 att.) 2022
 401 Patrick Mahomes (597 att.) 2023
 390 Patrick Mahomes (588 att.) 2020
 383 Patrick Mahomes (580 att.) 2018
 369 Trent Green (556 att.) 2004
 346 Bill Kenney (603 att.) 1983
 341 Alex Smith (505 att.) 2017
 330 Trent Green (523 att.) 2003
 328 Alex Smith (489 att.) 2016
 326 Elvis Grbac (547 att.) 2000
 319 Patrick Mahomes (484 att.) 2019
 317 Trent Green (507 att.) 2005
 308 Alex Smith (508 att.) 2013
 307 Alex Smith (470 att.) 2015
 303 Alex Smith (464 att.) 2014

Most Passes Completed, Consecutive Seasons (All 600+)

871 Patrick Mahomes (436, 435) 2021-22
 836 Patrick Mahomes (435, 401) 2022-23
 826 Patrick Mahomes (390, 436) 2020-21
 709 Patrick Mahomes (319, 390) 2019-20
 702 Patrick Mahomes (383, 319) 2018-19
 699 Trent Green (330, 369) 2003-04
 686 Trent Green (369, 317) 2004-05
 686 Patrick Mahomes (383, 303) 2018-19
 669 Alex Smith (328, 341) 2016-17
 635 Alex Smith (307, 328) 2015-16
 620 Elvis Grbac (294, 326) 1999-00
 617 Trent Green (287, 330) 2002-03
 611 Alex Smith (308, 303) 2013-14
 610 Alex Smith (303, 307) 2014-15

Most Passes Completed, Rookie, Season

146 Steve Fuller 1979
 30 Hunter Enis 1960
 22 Patrick Mahomes 2017
 20 Todd Blackledge 1983

Most Passes Completed, Game (All 33+)

43 Patrick Mahomes vs. Tennessee Nov. 6, 2022
 39 Elvis Grbac at Oakland Nov. 5, 2000
 37 Joe Montana at San Diego Oct. 9, 1994
 37 Patrick Mahomes at Tampa Bay Nov. 29, 2020
 36 Patrick Mahomes at Tennessee Nov. 10, 2019
 36 Patrick Mahomes at Houston Dec. 18, 2022
 35 Patrick Mahomes at Baltimore Dec. 9, 2018
 35 Patrick Mahomes at Las Vegas Nov. 14, 2021
 34 Joe Montana at Denver Oct. 17, 1994



REGULAR INDIVIDUAL

34	Trent Green at Denver	Dec. 7, 2003
34	Alex Smith vs. San Diego	Sept. 11, 2016
34	Patrick Mahomes at Las Vegas	Nov. 22, 2020
33	Steve Bono at Miami	Dec. 12, 1994
33	Trent Green at San Diego	Jan. 2, 2005
33	Matt Cassel at Denver	Nov. 14, 2010
33	Patrick Mahomes at L.A. Rams	Nov. 19, 2018
33	Patrick Mahomes vs. Buffalo	Oct. 10, 2021

Most Consecutive Passes Completed

21	Patrick Mahomes at HOU (20), vs. SEA (1)	Dec. 18 - Dec. 24, 2022
15	Len Dawson at Houston	Sept. 9, 1967
15	Bill Kenney vs. SD (13), at WAS (2)	Sept. 12 - Sept. 18, 1983
15	Alex Smith at Oakland	Oct. 16, 2016
15	Alex Smith at Atlanta	Dec. 4, 2016

Most Seasons Leading League in Completion Percentage

*8	Len Dawson	1962, '64-69, '75
----	------------	-------------------

*NFL RECORD

Most Consecutive Seasons Leading League in Completion Percentage

*6	Len Dawson	1964-69
----	------------	---------

*NFL RECORD

Highest Completion Percentage, Career (1,000 attempts)

66.46	Patrick Mahomes (3,590-2,386)	2017-23
65.15	Alex Smith (2,436-1,587)	2013-17
61.94	Trent Green (2,777-1,720)	2001-06
57.95	Elvis Grbac (1,548-897)	1997-00
57.80	Steve DeBerg (1,616-934)	1988-91

Highest Completion Percentage, Season (100 attempts)

67.52	Alex Smith (505-341)	2017
67.17	Patrick Mahomes (597-401)	2023
67.13	Patrick Mahomes (648-435)	2022
67.08	Alex Smith (489-328)	2016
66.43	Len Dawson (140-93)	1975

Highest Completion Percentage, Rookie, Season

62.86	Patrick Mahomes (35-22)	2017
58.82	Todd Blackledge (34-20)	1983
55.56	Hunter Enis (54-30)	1960
54.07	Steve Fuller (270-146)	1979

Highest Completion Percentage, Game (20 attempts)

87.80	Patrick Mahomes at Houston (41-36)	Dec. 18, 2022
86.36	Alex Smith at Oakland (22-19)	Oct. 16, 2016
86.21	Alex Smith vs. St. Louis (29-25)	Oct. 26, 2014
85.00	Alex Smith at Oakland (20-17)	Dec. 15, 2013
84.00	Alex Smith at Baltimore (25-21)	Dec. 20, 2015
84.00	Alex Smith at Atlanta (25-21)	Dec. 4, 2016

PASSING YARDS

Most Passing Yards, Career (All 10,000+)

28,866	Patrick Mahomes	2017-24
28,507	Len Dawson	1962-75
21,459	Trent Green	2001-06
17,608	Alex Smith	2013-17
17,277	Bill Kenney	1979-88
11,873	Steve DeBerg	1988-91
11,295	Mike Livingston	1968-79
10,642	Elvis Grbac	1997-00

Most Passing Yards, Season (All 4,000+)

5,250	Patrick Mahomes	2022
5,097	Patrick Mahomes	2018
4,839	Patrick Mahomes	2021
4,740	Patrick Mahomes	2020
4,591	Trent Green	2004
4,348	Bill Kenney	1983
4,183	Patrick Mahomes	2023
4,169	Elvis Grbac	2000
4,042	Alex Smith	2017
4,039	Trent Green	2003
4,031	Patrick Mahomes	2019
4,014	Trent Green	2005

Most Passing Yards, Consecutive Seasons

10,089	Patrick Mahomes (4,839, 5,250)	2021-22
9,579	Patrick Mahomes (4,740, 4,839)	2020-21
9,433	Patrick Mahomes (5,250, 4,183)	2022-23
9,128	Patrick Mahomes (5,097, 4,031)	2018-19
8,771	Patrick Mahomes (4,031, 4,740)	2019-20
8,630	Trent Green (4,039, 4,591)	2003-04
8,605	Trent Green (4,591, 4,014)	2004-05

Most Passing Yards, Rookie, Season

1,484	Steve Fuller	1979
357	Hunter Enis	1960
284	Patrick Mahomes	2017
259	Todd Blackledge	1983

Most Passing Yards, Game (All 400+)

504	Elvis Grbac at Oakland	Nov. 5, 2000
478	Patrick Mahomes at L.A. Rams	Nov. 19, 2018
469	Matt Cassel at Denver	Nov. 14, 2010
462	Patrick Mahomes at Tampa Bay	Nov. 29, 2020
446	Patrick Mahomes at Tennessee	Nov. 10, 2019
446	Patrick Mahomes vs. Tennessee	Nov. 6, 2022
443	Patrick Mahomes at Oakland	Sept. 15, 2019
435	Len Dawson vs. Denver	Nov. 1, 1964
424	Patrick Mahomes vs. L.A. Chargers	Oct. 22, 2023
423	Patrick Mahomes at San Francisco	Oct. 23, 2022
416	Patrick Mahomes vs. N.Y. Jets	Nov. 1, 2020
411	Bill Kenney at San Diego	Dec. 11, 1983
410	Patrick Mahomes at L.A. Chargers	Dec. 16, 2021
406	Patrick Mahomes at Las Vegas	Nov. 14, 2021
400	Trent Green at Green Bay	Oct. 12, 2003

Most Games, 300 Yards Passing, Career

45	Patrick Mahomes	2017-23
24	Trent Green	2001-06
15	Bill Kenney	1979-88
9	Len Dawson	1962-75
8	Alex Smith	2013-17

Most Games, 300 Yards Passing, Season

10	Patrick Mahomes	2018
10	Patrick Mahomes	2022
9	Patrick Mahomes	2020
8	Trent Green	2004
7	Bill Kenney	1983
7	Patrick Mahomes	2019

Most Consecutive Games, 300 Yards Passing, Season

8	Patrick Mahomes	2018
6	Patrick Mahomes	2020
6	Patrick Mahomes	2022
5	Patrick Mahomes	2019
4	Bill Kenney	1983
4	Trent Green	2004

Longest Pass Completion (All TDs)

*99	Trent Green vs. San Diego (to Marc Boerigter)	Dec. 22, 2002
93	Mike Livingston vs. Miami (to Otis Taylor for 79 yards, lateral to Robert Holmes for 14 yards)	Oct. 19, 1969
92	Len Dawson at Denver (to Tommy Brooker)	Nov. 18, 1962
92	Len Dawson at Oakland (to Gloster Richardson)	Nov. 3, 1968
90	Len Dawson vs. Boston (to Frank Pitts)	Nov. 17, 1968
90	Steve DeBerg vs. San Diego (to J.J. Birden)	Nov. 18, 1990

*NFL RECORD

Most 20+ Yard Passes, Career

375	Patrick Mahomes	2017-23
274	Trent Green	2001-06
214	Alex Smith	2013-17
134	Elvis Grbac	1997-00
122	Matt Cassel	2009-12

Most 20+ Yard Passes, Season

75	Patrick Mahomes	2018
73	Patrick Mahomes	2022
67	Patrick Mahomes	2020
59	Trent Green	2004
58	Patrick Mahomes	2021

Most 20+ Yard Passes, Game

9	Matt Cassel at Denver	Nov. 14, 2010
9	Patrick Mahomes at L.A. Rams	Nov. 19, 2018
8	Patrick Mahomes at Oakland	Sept. 15, 2019
8	Patrick Mahomes at Miami	Dec. 13, 2020
7	Dave Krieg at L.A. Raiders	Dec. 6, 1992
7	Rich Gannon at San Diego	Nov. 22, 1998
7	Elvis Grbac at Oakland	Nov. 5, 2000
7	Trent Green at Arizona	Oct. 21, 2001
7	Trent Green vs. Indianapolis	Oct. 31, 2004
7	Alex Smith at New York Jets	Dec. 3, 2017
7	Patrick Mahomes at Cleveland	Nov. 4, 2018
7	Patrick Mahomes vs. Las Vegas	Oct. 11, 2020
7	Patrick Mahomes vs. Carolina	Nov. 8, 2020
7	Patrick Mahomes at Tampa Bay	Nov. 29, 2020
7	Patrick Mahomes at Los Angeles Chargers	Dec. 16, 2021
7	Patrick Mahomes at San Francisco	Oct. 23, 2022
6	22 times; Last P. Mahomes at Denver	Dec. 11, 2022

Most Seasons Leading League in Passing Average

3	Len Dawson	1962, '66, '68
---	------------	----------------

Highest Passing Average, Career (1,000 attempts)

7.92	Patrick Mahomes (3,590-28,424)	2017-23
7.73	Trent Green (2,777-21,459)	2001-06
7.71	Len Dawson (3,696-28,507)	1962-75
7.35	Steve DeBerg (1,616-11,873)	1988-91
7.23	Alex Smith (2,436-17,608)	2013-17



REGULAR INDIVIDUAL

Highest Passing Average, Season (Qualifiers: 224 attempts/16 G; 238 attempts/17 G)

9.42	Len Dawson (224-2,109)	1968
8.90	Len Dawson (310-2,759)	1962
8.90	Len Dawson (284-2,527)	1966
8.79	Patrick Mahomes (580-5,097)	2018
8.33	Patrick Mahomes (484-4,031)	2019

Highest Passing Average, Game (20 attempts)

15.76	S. DeBerg at New England (21-331)	Dec. 2, 1990
14.35	A. Smith at Oakland (20-287)	Dec. 15, 2013
13.90	T. Green vs. Denver (21-292)	Dec. 16, 2001
13.85	S. DeBerg at L.A. Raiders (20-277)	Dec. 22, 1991
13.64	T. Green vs. Detroit (25-341)	Dec. 14, 2003

TOUCHDOWN PASSES

Most Seasons Leading League in Touchdown Passes

*4	Len Dawson	1962, '63, '65, '66
2	Patrick Mahomes	2018, 22'

Most Touchdown Passes, Career

237	Len Dawson	1962-75
222	Patrick Mahomes	2017-24
118	Trent Green	2001-06
105	Bill Kenney	1979-88
102	Alex Smith	2013-17

Most Touchdown Passes, Season

50	Patrick Mahomes	2018
41	Patrick Mahomes	2022
38	Patrick Mahomes	2020
37	Patrick Mahomes	2021
30	Len Dawson	1964

Most Touchdown Passes, Consecutive Seasons

78	Patrick Mahomes (37, 41)	2021-22
76	Patrick Mahomes (50, 26)	2018-19
75	Patrick Mahomes (38, 37)	2020-21
68	Patrick Mahomes (41, 27)	2022-23
64	Patrick Mahomes (26, 38)	2019-20
56	Len Dawson (26, 30)	1963-64
55	Len Dawson (29, 26)	1962-63

Most Touchdown Passes, Rookie, Season

6	Steve Fuller	1979
3	Todd Blackledge	1983
1	Hunter Enis	1960
1	Pete Beathard	1964

Most Touchdown Passes, Game

6	Len Dawson vs. Denver	Nov. 1, 1964
6	Patrick Mahomes Last; at L.A. Rams	2 times Nov. 19, 2018
5	Len Dawson Last; vs. Miami	2 times Oct. 8, 1967
5	Elvis Grbac vs. San Diego	Sept. 17, 2000
5	Trent Green vs. Miami	Sept. 29, 2002
5	Alex Smith at Oakland	Dec. 15, 2013
5	Patrick Mahomes Last; at Arizona	4 times Sept. 11, 2022

Most Consecutive Games, Touchdown Passes

31	Patrick Mahomes	Oct. 6, 2019 - Oct. 17, 2021
29	Patrick Mahomes	Dec. 12, 2021 - Oct. 22, 2023
15	Elvis Grbac	Nov. 28, 1999 - Nov. 5, 2000
14	Len Dawson	Oct. 17, 1965 - Oct. 8, 1966
14	Patrick Mahomes	Oct. 14, 2018 - Sept. 22, 2019

INTERCEPTIONS

Most Consecutive Passes, None Intercepted

312	Alex Smith (Sept. 28 - Dec. 13, 2015)
297	Alex Smith (Jan. 1 - Nov. 5, 2017)
233	Steve DeBerg (Oct. 7 - Dec. 16, 1990)
233	Patrick Mahomes (Dec. 16, 2021 - Sept. 25, 2022)
219	Patrick Mahomes (Dec. 30, 2018 - Oct. 13, 2019)

Most Passes Had Intercepted, Career

178	Len Dawson	1962-75
86	Bill Kenney	1979-88
85	Trent Green	2001-06
83	Mike Livingston	1968-79
66	Patrick Mahomes	2017-24

Most Attempts, No Interceptions, Game (All 43+)

53	Matt Cassel at Denver	Nov. 14, 2010
50	Patrick Mahomes at Tennessee	Nov. 10, 2019
50	Patrick Mahomes at Las Vegas	Nov. 14, 2021
49	Patrick Mahomes at Tampa Bay	Nov. 29, 2020
47	Trent Green at Denver	Dec. 7, 2003
47	Patrick Mahomes at L.A. Chargers	Sept. 20, 2020
47	Patrick Mahomes at New Orleans	Dec. 20, 2020
45	Bill Kenney at L.A. Raiders	Oct. 9, 1983
45	Steve DeBerg at Denver	Sept. 17, 1990
45	Trent Green at Green Bay	Oct. 12, 2003
45	Alex Smith at Denver	Nov. 17, 2013
45	Alex Smith at Pittsburgh	Dec. 21, 2014
45	Alex Smith at Cincinnati	Oct. 4, 2015
45	Patrick Mahomes at Denver	Oct. 1, 2018
45	Patrick Mahomes vs. Carolina	Nov. 8, 2020
44	Trent Green at Denver	Sept. 26, 2005
44	Alex Smith at Denver	Nov. 27, 2016
44	Patrick Mahomes at Oakland	Sept. 15, 2019
44	Patrick Mahomes at Denver	Jan. 8, 2022
43	Bill Kenney at Houston	Oct. 23, 1983
43	Rich Gannon at Denver	Dec. 6, 1998
43	Trent Green at San Diego	Oct. 30, 2005
43	Brodie Croyle at N.Y. Jets	Dec. 30, 2007
43	Patrick Mahomes vs. Las Vegas	Oct. 10, 2022
43	Trent Green at Denver	Dec. 15, 2002

Most Passes Had Intercepted, Season

24	Trent Green	2001
23	Cotton Davidson	1961
19	Len Dawson	1963
18	Len Dawson	1964
18	Bill Kenney	1983

Most Passes Had Intercepted, Rookie, Season

14	Steve Fuller	1979
2	Hunter Enis	1960
2	Pete Beathard	1964
2	Brodie Croyle	2006
1	Tyler Thigpen	2007
1	Patrick Mahomes	2017

Most Interceptions, Game

6	Todd Blackledge vs. L.A. Rams	Oct. 20, 1985
5	Cotton Davidson at Houston	Oct. 16, 1960
5	Len Dawson vs. Oakland	Nov. 23, 1969
5	Mike Livingston vs. Pittsburgh	Oct. 13, 1974
5	Bill Kenney vs. San Diego	Sept. 20, 1981
5	Steve DeBerg at San Diego	Sept. 24, 1989

Lowest Percentage, Passes Had Intercepted, Career (1,000 att)

1.35	Alex Smith (2,436-33)	2013-17
1.81	Patrick Mahomes (3,643-66)	2017-24
2.51	Steve Bono (1,075-27)	1994-96
2.96	Matt Cassel (1,489-44)	2009-12
3.04	Elvis Grbac (1,548-47)	1997-00

Lowest Percentage, Passes Had Intercepted, Season (300 att)

0.90	Steve DeBerg (444-4)	1990
0.99	Alex Smith (505-5)	2017
1.02	Patrick Mahomes (588-6)	2020
1.03	Patrick Mahomes (484-5)	2019
1.29	Alex Smith (464-6)	2014

SACKS

Times Sacked (All 100+)

216.0	Len Dawson*	1963-75
195.0	Bill Kenney	1979-88
192.0	Alex Smith	2013-17
173.0	Trent Green	2001-06
153.0	Mike Livingston	1968-79
152.0	Patrick Mahomes	2017-24
120.0	Steve Fuller	1979-82
109.0	Matt Cassel	2009-12

*Incomplete total, sacks were not tracked until 1967

Times Sacked, Season (All 40+)

49.0	Steve Fuller	1980
48.0	Dave Krieg	1992
45.0	Alex Smith	2014
45.0	Alex Smith	2015
42.0	Matt Cassel	2009
41.0	Bill Kenney	1983

Times Sacked, Game

10.0	Steve Fuller vs. Baltimore	Nov. 2, 1980
8.0	Steve Fuller at Pittsburgh	Dec. 5, 1982
7.0	Len Dawson at Denver	Oct. 4, 1970
7.0	Len Dawson at Baltimore Colts	Nov. 30, 1975
7.0	Bill Kenney at San Diego	Nov. 2, 1986
7.0	Bill Kenney at San Diego	Oct. 25, 1987
7.0	Damon Huard vs. San Diego	Dec. 2, 2007
7.0	Alex Smith at Green Bay	Sept. 28, 2015

REGULAR INDIVIDUAL

PASS RECEIVING

RECEPTIONS

Most Seasons Leading League in Receptions

1	MacArthur Lane (66 recs.)	1976
1	Tony Gonzalez (102 recs.)	2004

Most Pass Receptions, Career (All 400+)

916	Tony Gonzalez	1997-08
911	Travis Kelce	2013-24
532	Dwayne Bowe	2007-14
479	Tyreek Hill	2016-21
416	Henry Marshall	1976-87
410	Otis Taylor	1965-75

Most Seasons, 50 or More Pass Receptions

11	Tony Gonzalez	1998-08
10	Travis Kelce	2014-23
7	Dwayne Bowe	2007-08, 2010-14
6	Tyreek Hill	2016-21
5	Kimble Anders	1994-98
5	Eddie Kennison	2002-06
4	Chris Burford	1961, '63-64, '66
4	Otis Taylor	1966-67, '71-72
3	Carlos Carson	1983-84, '87
3	Stephone Paige	1986, '88, '90
3	Derrick Alexander	1998-00
3	Priest Holmes	2001-03

Most Pass Receptions, Season (All 80+)

111	Tyreek Hill	2021
110	Travis Kelce	2022
105	Travis Kelce	2020
103	Travis Kelce	2018
102	Tony Gonzalez	2004
99	Tony Gonzalez	2007
97	Travis Kelce	2019
96	Tony Gonzalez	2008
93	Tony Gonzalez	2000
93	Travis Kelce	2023
92	Travis Kelce	2021
87	Jeremy Maclin	2015
87	Tyreek Hill	2018
87	Tyreek Hill	2020
86	Dwayne Bowe	2008
85	Travis Kelce	2016
83	Travis Kelce	2017
81	Dwayne Bowe	2011
80	Carlos Carson	1983

Most Pass Receptions, Consecutive Seasons

203	Travis Kelce (110, 93)	2022-23
202	Travis Kelce (97, 105)	2019-20
202	Travis Kelce (92, 110)	2021-22
200	Travis Kelce (103, 97)	2018-19
198	Tyreek Hill (87, 111)	2020-21

Most Pass Receptions, Game (All 10+)

14	Tony Gonzalez at San Diego	Jan. 2, 2005
13	Dwayne Bowe at Denver	Nov. 14, 2010
13	Dwayne Bowe at Seattle	Nov. 28, 2010
13	Tyreek Hill at Tampa Bay	Nov. 29, 2020
12	Ed Podolak vs. Denver	Oct. 7, 1973
12	Travis Kelce at Oakland	Dec. 2, 2018
12	Tyreek Hill vs. New York Giants	Nov. 1, 2021
12	Tyreek Hill at Los Angeles Chargers	Dec. 16, 2021
12	Travis Kelce vs. Los Angeles Chargers	Oct. 22, 2023
11	Chris Burford at Buffalo	Sept. 22, 1963
11	Emile Harry at Cleveland	Nov. 24, 1991
11	Kimble Anders vs. N.Y. Giants	Sept. 10, 1995
11	Tony Gonzalez at New England	Dec. 4, 2000
11	Dante Hall at Denver	Dec. 7, 2003
11	Tony Gonzalez vs. Oakland	Dec. 25, 2004
11	Jeremy Maclin at Cincinnati	Oct. 4, 2015
11	Travis Kelce vs. Denver	Dec. 25, 2016
11	Tyreek Hill at Tennessee	Nov. 10, 2019
11	Travis Kelce vs. Denver	Dec. 15, 2019
11	Tyreek Hill at Las Vegas	Nov. 22, 2020
11	Tyreek Hill vs. Cleveland	Sept. 12, 2021
11	Tyreek Hill at Philadelphia	Oct. 3, 2021
10	Chris Burford at Boston	Oct. 12, 1962
10	Chris Burford vs. Buffalo	Oct. 13, 1963
10	Frank Jackson at N.Y. Jets	Nov. 29, 1964
10	Chris Burford at Boston	Sept. 25, 1966
10	Otis Taylor vs. Cincinnati	Oct. 15, 1972
10	Ed Podolak at Houston	Sept. 29, 1974
10	Stephone Paige at Denver	Sept. 17, 1990
10	J.J. Birden at Miami	Dec. 12, 1994
10	Kimble Anders vs. Denver	Nov. 16, 1998
10	Tony Gonzalez at Denver	Sept. 24, 2000
10	Tony Gonzalez vs. Carolina	Dec. 10, 2000

10	Tony Gonzalez vs. Cincinnati	Sept. 10, 2006
10	Tony Gonzalez vs. Green Bay	Nov. 4, 2007
10	Tony Gonzalez vs. San Diego	Dec. 2, 2007
10	Tony Gonzalez at Detroit	Dec. 23, 2007
10	Tony Gonzalez at San Diego	Nov. 9, 2008
10	Tony Gonzalez vs. Buffalo	Nov. 23, 2008
10	Dwayne Bowe at Cincinnati	Dec. 28, 2008
10	Tyreek Hill at Carolina	Nov. 13, 2016
10	Albert Wilson at Denver	Dec. 31, 2017
10	Tyreek Hill at Los Angeles Rams	Nov. 19, 2018
10	Travis Kelce at Los Angeles Rams	Nov. 19, 2018
10	Travis Kelce vs. Carolina	Nov. 8, 2020
10	Travis Kelce at Los Angeles Chargers	Dec. 16, 2021
10	Travis Kelce vs. Tennessee	Nov. 6, 2022
10	Juju Smith-Schuster vs. Tennessee	Nov. 6, 2022
10	Travis Kelce at Houston	Dec. 18, 2022
10	Juju Smith-Schuster at Houston	Dec. 18, 2022
10	Travis Kelce at Minnesota	Oct. 8, 2023

Most Pass Receptions, Half

11	T. Gonzalez (2nd) at San Diego	Jan. 2, 2005
10	E. Harry (2nd) at Cleveland	Nov. 24, 1991
9	C. Burford (2nd) vs. Buffalo	Oct. 13, 1963
9	K. Anders (2nd) vs. N.Y. Giants	Sept. 10, 1995
9	T. Gonzalez (1st) vs. Oakland	Dec. 25, 2004
9	T. Kelce (1st) vs. L.A. Chargers	Oct. 22, 2023

Most Consecutive Games, Pass Receptions

158	Travis Kelce	Sept. 7, 2014 - present
131	Tony Gonzalez	Dec. 4, 2000 - Dec. 28, 2008
83	Stephone Paige	Nov. 17, 1985 - Sept. 29, 1991
55	Eddie Kennison	Dec. 9, 2001 - Oct. 2, 2005
48	Priest Holmes	Sept. 9, 2001 - Sept. 19, 2004

Most Receptions, Running Back, Career

369	Kimble Anders	1991-00
288	Ed Podolak	1969-77
285	Jamaal Charles	2008-16
251	Priest Holmes	2001-07
199	Abner Haynes	1960-64

Most Receptions, Running Back, Season

74	Priest Holmes	2003
70	Priest Holmes	2002
70	Jamaal Charles	2013
67	Kimble Anders	1994
66	MacArthur Lane	1976

Most Receptions, Tight End, Career

916	Tony Gonzalez	1997-08
911	Travis Kelce	2013-24
198	Fred Arbanas	1962-70
163	Walter White	1975-79
135	Jonathan Hayes	1985-93
111	Keith Cash	1992-96

Most Pass Receptions, Tight End, Season

110	Travis Kelce	2022
105	Travis Kelce	2020
103	Travis Kelce	2018
102	Tony Gonzalez	2004
99	Tony Gonzalez	2007

Most Pass Receptions, Rookie, Season

79	Rashee Rice	2023
70	Dwayne Bowe	2007
61	Tyreek Hill	2016
55	Abner Haynes (RB)	1960
53	Kareem Hunt (RB)	2017

RECEIVING YARDS

Most Receiving Yards, Career (All 6,000+)

11,367	Travis Kelce	2013-24
10,940	Tony Gonzalez	1997-08
7,306	Otis Taylor	1965-75
7,155	Dwayne Bowe	2007-14
6,630	Tyreek Hill	2016-21
6,545	Henry Marshall	1976-87
6,360	Carlos Carson	1980-89
6,341	Stephone Paige	1983-91

Most Seasons, 1,000 or More Receiving Yards

7	Travis Kelce	2016-22
4	Tony Gonzalez	2000, 2004, 2007-08
4	Tyreek Hill	2017-18, 2020-21
3	Carlos Carson	1983-84, '87
3	Dwayne Bowe	2008, 2010-11
2	Otis Taylor	1966, '71
2	Eddie Kennison	2004-05

REGULAR INDIVIDUAL

1	Stephone Paige	1990
1	Andre Rison	1997
1	Derrick Alexander	2000
1	Jeremy Maclin	2015

Most Receiving Yards, Season (All 1,000+)

1,479	Tyreek Hill	2018
1,416	Travis Kelce	2020
1,391	Derrick Alexander	2000
1,351	Carlos Carson	1983
1,338	Travis Kelce	2022
1,336	Travis Kelce	2018
1,297	Otis Taylor	1966
1,276	Tyreek Hill	2020
1,258	Tony Gonzalez	2004
1,239	Tyreek Hill	2021
1,229	Travis Kelce	2019
1,203	Tony Gonzalez	2000
1,183	Tyreek Hill	2017
1,172	Tony Gonzalez	2007
1,162	Dwayne Bowe	2010
1,159	Dwayne Bowe	2011
1,125	Travis Kelce	2016
1,125	Travis Kelce	2021
1,110	Otis Taylor	1971
1,102	Eddie Kennison	2005
1,092	Andre Rison	1997
1,088	Jeremy Maclin	2015
1,086	Eddie Kennison	2004
1,078	Carlos Carson	1984
1,058	Tony Gonzalez	2008
1,044	Carlos Carson	1987
1,038	Travis Kelce	2017
1,022	Dwayne Bowe	2008
1,021	Stephone Paige	1990

Most Receiving Yards, Consecutive Seasons

2,662	Tyreek Hill (1,183, 1,479)	2017-18
2,645	Travis Kelce (1,229, 1,416)	2019-20
2,565	Travis Kelce (1,336, 1,229)	2018-19
2,541	Travis Kelce (1,416, 1,125)	2020-21
2,515	Tyreek Hill (1,276, 1,239)	2020-21

Most Receiving Yards, Game (All 200+)

309	Stephone Paige vs. San Diego (8 Receptions)	Dec. 22, 1985
269	Tyreek Hill at Tampa Bay (13 Receptions)	Nov. 29, 2020
215	Tyreek Hill at L.A. Rams (10 Receptions)	Nov. 19, 2018
213	Curtis McClinton vs. Denver (5 Receptions)	Dec. 19, 1965
206	Stephone Paige at Denver (10 Receptions)	Sept. 17, 1990

Most Games, 100 or More Receiving Yards, Career

37	Travis Kelce	2013-23
26	Tony Gonzalez	1997-08
20	Otis Taylor	1965-75
18	Carlos Carson	1980-88
18	Tyreek Hill	2016-21

Most Games, 100 or More Receiving Yards, Season

6	Otis Taylor	1966
6	Carlos Carson	1983
6	Derrick Alexander	2000
6	Tony Gonzalez	2000
6	Tony Gonzalez	2004
6	Travis Kelce	2016
6	Tyreek Hill	2018
6	Travis Kelce	2020
6	Travis Kelce	2022
5	Eddie Kennison	2004
5	Eddie Kennison	2005
5	Tony Gonzalez	2007
5	Dwayne Bowe	2010
5	Travis Kelce	2018

Most Consecutive Games, 100 or More Receiving Yards, Season

4	Tony Gonzalez	Oct. 15 - Nov. 5, 2000
4	Travis Kelce	Nov. 20 - Dec 8, 2016
3	Frank Jackson	Nov. 29 - Dec. 13, 1964
3	Otis Taylor	Nov. 13 - 27, 1966
3	Willie Davis	Oct. 4 - 18, 1992
3	Derrick Alexander	Oct. 22 - Nov. 5, 2000
3	Dwayne Bowe	Nov. 14 - 28, 2010
3	Travis Kelce	Nov. 1 - 22, 2020
3	Tyreek Hill	Nov. 8 - 29, 2020

Longest Pass Receptions (All TDs) (All 90+)

*99	Marc Boerigter vs. San Diego (from Trent Green)	Dec. 22, 2002
92	Tommy Brooker at Denver (from Len Dawson)	Nov. 18, 1962
92	Gloster Richardson at Oakland (from Len Dawson)	Nov. 3, 1968
90	Frank Pitts vs. Boston (from Len Dawson)	Nov. 17, 1968
90	J.J. Birden vs. San Diego (from Steve DeBerg)	Nov. 18, 1990

*NFL RECORD

Most Receiving Yards, Running Back, Career

2,829	Kimble Anders	1991-00
-------	---------------	---------

2,739	Abner Haynes	1960-65
2,457	Jamaal Charles	2008-16
2,456	Ed Podolak	1969-77
2,377	Priest Holmes	2001-07

Most Receiving Yards, Running Back, Season

693	Jamaal Charles	2013
690	Priest Holmes	2003
672	Priest Holmes	2002
686	MacArthur Lane	1976
614	Priest Holmes	2001

Most Receiving Yards, Running Back, Game

213	Curtis McClinton vs. Denver	Dec. 19, 1965
195	Jamaal Charles at Oakland	Dec. 15, 2013
149	Abner Haynes vs. San Diego	Oct. 20, 1963
130	Johnny Robinson vs. Buffalo	Dec. 18, 1960
129	Spencer Ware vs. San Diego	Sept. 11, 2016
127	Abner Haynes at N.Y. Titans	Dec. 3, 1961

Most Games, 100 or More Receiving Yards, RB, Career

5	Abner Haynes	1960-65
5	Priest Holmes	2001-07
3	Johnny Robinson	1960-71
3	Paul Palmer	1987-88
2	Curtis McClinton	1962-69
2	Larry Johnson	2003-09
2	Jamaal Charles	2008-16

Most Games, 100 or More Receiving Yards, RB, Season

3	Paul Palmer	1988
2	Johnny Robinson	1960
2	Abner Haynes	1964
2	Priest Holmes	2001

Most Receiving Yards, Tight End, Career (All 1,000+)

11,367	Travis Kelce	2013-24
10,940	Tony Gonzalez	1997-08
3,101	Fred Arbanas	1962-70
2,396	Walter White	1975-79
1,541	Jonathan Hayes	1985-93
1,046	Keith Cash	1992-96
1,009	Tony Moeaki	2010-12

Most Receiving Yards, Tight End, Season

1,416	Travis Kelce	2020
1,338	Travis Kelce	2022
1,336	Travis Kelce	2018
1,258	Tony Gonzalez	2004
1,229	Travis Kelce	2019

Most Receiving Yards, Tight End, Game

191	Travis Kelce at Los Angeles Chargers	Dec. 16, 2021
179	Travis Kelce vs. Los Angeles Chargers	Oct. 22, 2023
168	Travis Kelce at Oakland	Dec. 2, 2018
160	Travis Kelce vs. Denver	Dec. 25, 2016
159	Travis Kelce vs. Carolina	Nov. 8, 2020

Most Receiving Yards, Rookie, Season

995	Dwayne Bowe	2007
938	Rashee Rice	2023
789	Chris Burford	1960
678	Sylvester Morris	2000
611	Johnny Robinson (RB)	1960

Highest Receiving Average, Career (200 receptions)

18.07	Carlos Carson (352-6,360)	1980-89
17.82	Otis Taylor (410-7,306)	1965-75
17.30	Derrick Alexander (213-3,685)	1998-01
16.82	Stephone Paige (377-6,341)	1983-91
16.29	Eddie Kennison (321-5,230)	2001-07

Highest Receiving Average, Season (24 receptions)

22.36	Otis Taylor (58-1,297)	1966
21.93	Stephone Paige (43-943)	1985
21.83	Frank Pitts (30-655)	1968
21.00	Willie Davis (36-756)	1992
20.69	Mecole Hardman (26-538)	2019

Highest Receiving Average, Game (3 receptions)

42.60	C. McClinton vs. Denver (5-213)	Dec. 19, 1965
40.00	J. Robinson vs. N.Y. Titans (3-120)	Oct. 2, 1960
39.67	Otis Taylor at Denver (3-119)	Dec. 14, 1968
39.00	Fred Arbanas (3-117)	Nov. 18, 1962
38.63	Stephone Paige (8-309)	Dec. 22, 1985

Most 20+ Yard Receptions, Career

155	Travis Kelce	2013-24
130	Tony Gonzalez	1997-08
101	Dwayne Bowe	2007-14
99	Tyreek Hill	2016-21
81	Eddie Kennison	2001-07



REGULAR INDIVIDUAL

Most 20+ Yard Receptions, Season

27	Tyreek Hill	2018
24	Derrick Alexander	2000
23	Travis Kelce	2020
20	Derrick Alexander	1998
19	Tony Gonzalez	2004
19	Dwayne Bowe	2010
19	Dwayne Bowe	2011
19	Travis Kelce	2017
19	Tyreek Hill	2020
19	Travis Kelce	2022

Most 20+ Yard Receptions, Game

6	Tyreek Hill at Tampa Bay	Nov. 29, 2020
5	Derrick Alexander at San Diego	Nov. 22, 1998
5	Tyreek Hill at Los Angeles Chargers	Sept. 9, 2018
5	Tyreek Hill at Los Angeles Rams	Nov. 19, 2018
4	Derrick Alexander vs. St. Louis	Oct. 22, 2000
4	Eddie Kennison vs. Jacksonville	Dec. 31, 2006
4	Dwayne Bowe at Denver	Nov. 14, 2010
4	Travis Kelce at Oakland	Dec. 2, 2018
4	Sammy Watkins at Jacksonville	Sept. 8, 2019
4	Demarcus Robinson at Oakland	Sept. 15, 2019
4	Tyreek Hill vs. Cleveland	Sept. 12, 2021
3	50 times; Last, Travis Kelce at Green Bay	Dec. 3, 2023

RECEIVING TOUCHDOWNS

Most Receiving Touchdowns, Career

76	Tony Gonzalez	1997-08
74	Travis Kelce	2013-23
57	Otis Taylor	1965-75
56	Tyreek Hill	2016-21
55	Chris Burford	1960-67

Most Receiving Touchdowns, Season

15	Dwayne Bowe	2010
15	Tyreek Hill	2020
12	Chris Burford	1962
12	Tyreek Hill	2018
12	Travis Kelce	2022

Most Receiving Touchdowns, Consecutive Seasons

24	Tyreek Hill (15, 9)	2020-21
22	Tyreek Hill (7, 15)	2019-20
21	Chris Burford (12, 9)	1962-63
21	Stephone Paige (10, 11)	1985-86
21	Travis Kelce (9, 12)	2021-22

Most Receiving Touchdowns, Rookie, Season

7	Rashee Rice	2023
6	Fred Arbanas	1962
6	Stephone Paige	1983
6	Tyreek Hill	2016
6	Mecole Hardman	2019

Most Receiving Touchdowns, Game

4	Frank Jackson at San Diego	Dec. 13, 1964
4	Jamaal Charles at Oakland	Dec. 15, 2013
4	Travis Kelce vs. Las Vegas	Oct. 10, 2022
3	Chris Burford at Oakland	Sept. 23, 1962
3	Chris Burford at Boston	Sept. 25, 1966
3	Otis Taylor at Denver	Dec. 17, 1967
3	Otis Taylor at N.Y. Jets	Nov. 16, 1969
3	Sylvester Morris vs. San Diego	Sept. 17, 2000
3	Tony Gonzalez vs. Miami	Sept. 29, 2002
3	Dwayne Bowe at Seattle	Nov. 28, 2010
3	Tyreek Hill at New England	Oct. 14, 2018
3	Sammy Watkins at Jacksonville	Sept. 8, 2019
3	Tyreek Hill at Tampa Bay	Nov. 29, 2020
3	Tyreek Hill at Philadelphia	Oct. 3, 2021
3	Travis Kelce at Los Angeles Chargers	Nov. 20, 2022

Most Consecutive Games, Touchdown Receptions

7	Dwayne Bowe	Oct. 17, 2010 - Nov. 28, 2010
6	Travis Kelce	Dec. 6, 2020 - Sept. 19, 2021
6	Jerick McKinnon	Dec. 4, 2022 - Jan. 7, 2023
5	Chris Burford	Sept. 8, 1962 - Oct. 12, 1962
5	Otis Taylor	Oct. 23, 1966 - Nov. 20, 1966
5	Tyreek Hill	Oct. 25, 2020 - Nov. 29, 2020
4	16 times: Last Travis Kelce	Dec. 16, 2021 - Sept. 11, 2022

Highest TD Catch Percentage, Season (20 recs.)

40.0	Marc Boerigter (20 recs., 8 TDs)	2002
27.3	Gloster Richardson (22 recs., 6 TDs)	1968
26.7	Chris Burford (45 recs., 12 TDs)	1962
25.0	Fred Arbanas (20 recs., 5 TDs)	1967

23.5	Fred Arbanas (34 recs., 8 TDs)	1964
------	--------------------------------	------

Most Touchdown Receptions, QB-Pass Catcher Combinations

51	Patrick Mahomes - Travis Kelce	2017-23
46	Len Dawson - Otis Taylor	1965-75
43	Len Dawson - Chris Burford	1962-67
41	Patrick Mahomes - Tyreek Hill	2017-21
34	Trent Green - Tony Gonzalez	2001-06

TOTAL YARDS FROM SCRIMMAGE

ATTEMPTS

Most Attempts From Scrimmage, Career (All 1,000+)

1,617	Jamaal Charles (1,332 rush, 285 rec.)	2008-16
1,572	Priest Holmes (1,321 rush, 251 rec.)	2001-07
1,526	Larry Johnson (1,375 rush, 151 rec.)	2003-09
1,445	Ed Podolak (1,157 rush, 288 rec.)	1969-77
1,288	Christian Okoye (1,246 rush, 42 rec.)	1987-92
1,073	Marcus Allen (932 rush, 141 rec.)	1993-97

Most Attempts From Scrimmage, Season

457	Larry Johnson (416 rush, 41 rec.)	2006
394	Priest Holmes (320 rush, 74 rec.)	2003
389	Priest Holmes (327 rush, 62 rec.)	2001
383	Priest Holmes (313 rush, 70 rec.)	2002
372	Christian Okoye (370 rush, 2 rec.)	1989

Most Attempts From Scrimmage, Game

41	L. Johnson vs. Seattle (39 rush, 2 rec.)	Oct. 29, 2006
39	J. Charles at New Orleans (33 rush, 6 rec.)	Sept. 23, 2012
38	C. Okoye at Green Bay (38 rush, 0 rec.)	Dec. 10, 1989
38	L. Johnson vs. JAX (33 rush, 5 rec.)	Dec. 31, 2006
37	C. Okoye vs. Seattle (37 rush, 0 rec.)	Nov. 5, 1989
37	L. Johnson at Houston (36 rush, 1 rec.)	Nov. 20, 2005

YARDS

Most Yards From Scrimmage, Career

11,382	Travis Kelce (14 rush, 11,367 rec.)	2013-24
10,954	Tony Gonzalez (14 rush, 10,940 rec.)	1997-08
9,717	Jamaal Charles (7,260 rush, 2,457 rec.)	2008-16
8,447	Priest Holmes (6,070 rush, 2,377 rec.)	2001-07
7,467	Otis Taylor (161 rush, 7,306 rec.)	1965-75

Most Yards From Scrimmage, Season

2,287	Priest Holmes (1,615 rush, 672 rec.)	2002
2,199	Larry Johnson (1,789 rush, 410 rec.)	2006
2,169	Priest Holmes (1,555 rush, 614 rec.)	2001
2,110	Priest Holmes (1,420 rush, 690 rec.)	2003
2,093	Larry Johnson (1,750 rush, 343 rec.)	2005

Most Yards From Scrimmage, Game (All 250+)

309	Stephone Paige vs. San Diego (0 rush, 309 rec.)	Dec. 22, 1985
307	Priest Holmes at Seattle (197 rush, 110 rec.)	Nov. 24, 2002
288	Jamaal Charles at New Orleans (233 rush, 55 rec.)	Sept. 23, 2012
277	Priest Holmes at Oakland (168 rush, 109 rec.)	Dec. 9, 2001
269	Tyreek Hill at Tampa Bay (0 rush, 269 rec.)	Nov. 29, 2020

Scrimmage Yards Per Touch Average, RB, Career (350 touches)

6.60	Abner Haynes (993-6,553)	1960-64
6.01	Jamaal Charles (1,617-9,717)	2008-16
5.89	Kimble Anders (864-5,090)	1991-00
5.61	Kareem Hunt (532-2,984)	1962-69
5.55	Spencer Ware (418-2,319)	1977-80

Yards Per Touch Average, RB, Season (200 touches)

7.0	Jamaal Charles (275-1,935)	2010
6.9	Abner Haynes (211-1,451)	1960
6.6	Abner Haynes (213-1,399)	1961
6.2	Abner Haynes (260-1,622)	1962
6.2	Jamaal Charles (230-1,417)	2009

COMBINED YARDAGE

ATTEMPTS

Most Combined Attempts, Career (All 1,000+)

1,668	Jamaal Charles	2008-16
1,572	Priest Holmes	2001-07
1,565	Ed Podolak	1969-77
1,526	Larry Johnson	2003-09
1,288	Christian Okoye	1987-92
1,098	Abner Haynes	1960-64
1,073	Marcus Allen	1993-97

Most Combined Attempts, Season (All 300+)

REGULAR INDIVIDUAL

457	Larry Johnson	2006
394	Priest Holmes	2003
389	Priest Holmes	2001
383	Priest Holmes	2002
372	Christian Okoye	1989
369	Larry Johnson	2005
329	Jamaal Charles	2013
325	Kareem Hunt	2017
320	Jamaal Charles	2012

Most Combined Attempts, Game

41	Larry Johnson vs. Seattle	Oct. 29, 2006
39	Jamaal Charles at New Orleans	Sept. 23, 2012
38	Christian Okoye at Green Bay	Dec. 10, 1989
38	Larry Johnson vs. Jacksonville	Dec. 31, 2006
37	Christian Okoye vs. Seattle	Nov. 5, 1989
37	L. Johnson at Houston	Nov. 20, 2005

YARDS

Most Combined Yards, Career (All 7,500+)

12,356	Dante Hall	2000-06
11,342	Travis Kelce	2013-23
10,963	Jamaal Charles	2008-16
10,954	Tony Gonzalez	1997-08
8,742	Tyreek Hill	2016-21
8,473	Abner Haynes	1960-64
8,447	Priest Holmes	2001-07
8,343	Ed Podolak	1969-77
7,677	Carlos Carson	1980-89

Most Combined Yards, Season

2,446	Dante Hall	2003
2,342	Jamaal Charles	2009
2,287	Priest Holmes	2002
2,236	Dante Hall	2004
2,283	Dante Hall	2005

Most Combined Yards, Game

309	Stephone Paige vs. San Diego	Dec. 22, 1985
307	Priest Holmes at Seattle	Nov. 24, 2002
296	Dante Hall at Denver	Dec. 7, 2003
290	Noland Smith at San Diego	Oct. 15, 1967
288	Jamaal Charles at New Orleans	Sept. 23, 2012

PUNTING

PUNTS

Most Seasons Leading League in Punts

*4	Jerrel Wilson	1965, '68, '72-'73
1	Bob Grupp	1979
1	Jim Arnold	1984

Most Punts, Career

1,124	Dustin Colquitt	2005-19
1,018	Jerrel Wilson	1963-77
421	Louie Aguiar	1994-98
284	Jim Arnold	1983-85
272	Bryan Barker	1990-93

Most Punts, Season

101	Daniel Pope	1999
99	Lewis Colbert	1986
98	Jim Arnold	1984
96	Dustin Colquitt	2009
95	Dustin Colquitt	2007

Most Punts, Game

11	Bob Grupp vs. Baltimore	Sept. 2, 1979
11	Jim Arnold at San Francisco	Nov. 17, 1985
11	Kelly Goodburn vs. Cleveland	Nov. 19, 1989
11	Louie Aguiar vs. San Diego	Nov. 13, 1994
11	Dustin Colquitt at Chicago	Dec. 4, 2011
10	Jerrel Wilson at N.Y. Jets	Sept. 18, 1965
10	Jerrel Wilson vs. Denver	Oct. 6, 1974
10	Kelly Goodburn at N.Y. Jets	Oct. 2, 1988
10	Todd Sauerbrun at San Diego	Nov. 26, 2000
10	Dustin Colquitt at N.Y. Jets	Dec. 30, 2007

PUNTING DISTANCE

Most Punting Yards, Career (All 10,000+)

50,393	Dustin Colquitt	2005-19
44,218	Jerrel Wilson	1963-77
17,930	Louie Aguiar	1994-98
11,934	Jim Arnold	1983-85
11,267	Bryan Barker	1990-93

Most Punting Yards, Season

4,397	Jim Arnold	1984
4,361	Dustin Colquitt	2009
4,322	Dustin Colquitt	2007
4,218	Daniel Pope	1999
4,084	Dustin Colquitt	2011

Longest Punt (All 70+)

81	Dustin Colquitt vs. San Diego	Dec. 2, 2007
77	Dustin Colquitt at Denver	Dec. 31, 2017
76	Dan Stryzinski vs. Oakland	Sept. 9, 2001
76	Tommy Townsend at Denver	Dec. 11, 2022
74	Bob Grupp vs. San Diego	Nov. 4, 1979
74	Tommy Townsend vs. Los Angeles Chargers	Sept. 15, 2022
73	Dustin Colquitt vs. Oakland	Sept. 14, 2008
72	Jerrel Wilson at San Diego	Sept. 29, 1963
72	Dustin Colquitt at Oakland	Dec. 23, 2006
72	Dustin Colquitt at St. Louis	Dec. 19, 2010
71	Dustin Colquitt at Oakland	Dec. 16, 2012
70	Jerrel Wilson at Denver	Oct. 11, 1964
70	Jerrel Wilson vs. Buffalo	Oct. 18, 1964
70	Jerrel Wilson vs. Houston	Nov. 28, 1968
70	Dustin Colquitt at Jacksonville	Nov. 8, 2009

Highest Punting Average, Career (200 punts)

47.43	Tommy Townsend (201-9,533)	2020-23
44.83	Dustin Colquitt (1,124-50,393)	2005-19
43.44	Jerrel Wilson (1,018-44,218)	1963-77
42.59	Louie Aguiar (421-17,930)	1994-98
42.02	Jim Arnold (284-11,934)	1983-85

Highest Punting Average, Season (50 punts)

50.42	Tommy Townsend (53-2,672)	2022
47.05	Tommy Townsend (59-2,776)	2023
46.83	Dustin Colquitt (83-3,887)	2012
46.03	Dustin Colquitt (87-4,005)	2013
45.89	Dustin Colquitt (89-4,084)	2011

Highest Punting Average, Game (4 punts)

60.75	Tommy Townsend vs. New England (4-243)	Oct. 5, 2020
57.20	Dustin Colquitt vs. San Diego (5-286)	Oct. 31, 2011
56.83	Tommy Townsend vs. Green Bay (6-341)	Nov. 7, 2021
56.40	Jerrel Wilson vs. Boston (5-282)	Oct. 11, 1970
55.60	Louie Aguiar at Arizona (5-278)	Oct. 1, 1995

Highest Net Punting Average, Career (200 Punts)

42.82	Tommy Townsend	2020-23
39.74	Dustin Colquitt	2005-19
35.56	Louie Aguiar	1994-98
35.42	Jerrel Wilson	1963-77
35.13	Bob Grupp	1979-81

Highest Net Punting Average, Season (50 Punts)

45.58	Tommy Townsend	2022
41.85	Tommy Townsend	2023
41.11	Dustin Colquitt	2017
40.84	Dustin Colquitt	2015
40.78	Dustin Colquitt	2009

Highest Net Punting Average, Game (4 Punts)

54.33	Tommy Townsend vs. Green Bay	Nov. 7, 2021
52.50	Dustin Colquitt vs. Denver	Sept. 15, 2015
52.20	Dustin Colquitt at L.A. Chargers	Sept. 9, 2018
52.00	Dustin Colquitt at Indianapolis	Oct. 10, 2010
51.86	Dustin Colquitt at Oakland	Dec. 16, 2012

PUNTS BLOCKED

Most Consecutive Punts, None Blocked

458	Dustin Colquitt	2013-19
377	Louie Aguiar	1994-98
256	Jerrel Wilson	1968-71
233	Jim Arnold	1983-85

Punts Had Blocked, Career

12	Jerrel Wilson	1963-77
5	Dustin Colquitt	2005-19
2	Bob Grupp	1979-81
2	Jim Arnold	1983-85
2	Bryan Barker	1990-93
2	Daniel Pope	1999

Punts Had Blocked, Season

2	Jerrel Wilson	1974
2	Jim Arnold	1985
2	Daniel Pope	1999

Punts Had Blocked, Game

2	Jim Arnold vs. Denver	Oct. 27, 1985
---	-----------------------	---------------

INSIDE THE 20

Most Punts Inside the 20, Career

REGULAR INDIVIDUAL

462	Dustin Colquitt	2005-19
117	Louie Aguiar	1994-98
82	Tommy Townsend	2020-23
62	Bryan Barker	1990-93
58	Jim Arnold	1983-85

Most Punts Inside the 20, Season

45	Dustin Colquitt	2012
41	Dustin Colquitt	2009
38	Dustin Colquitt	2016
37	Dustin Colquitt	2015
35	Dustin Colquitt	2013

PUNT RETURNS

Most Seasons Leading League

1	Dexter McCluster	2013
---	------------------	------

Most Punt Returns, Career

216	J.T. Smith	1979-84
188	Dante Hall	2000-06
181	Tamarick Vanover	1995-99
105	Javier Arenas	2010-12
86	Ed Podolak	1969-77
86	Tyreek Hill	2016-21

Most Punt Returns, Season

58	J.T. Smith	1979
58	Dexter McCluster	2013
51	Tamarick Vanover	1995
51	Tamarick Vanover	1999
50	J.T. Smith	1981

Most Punt Returns, Game

8	Ed Podolak vs. San Diego	Nov. 10, 1974
8	De'Anthony Thomas vs. Oakland	Dec. 14, 2014
7	J.T. Smith vs. Oakland	Sept. 23, 1979
7	J.T. Smith vs. N.Y. Giants	Oct. 21, 1979
7	Tamarick Vanover vs. Detroit	Sept. 26, 1999
7	Tamarick Vanover at Denver	Dec. 5, 1999
7	Eddie Drummond at Oakland	Oct. 21, 2007
7	Dexter McCluster at Jacksonville	Sept. 8, 2013
7	Dexter McCluster at Washington	Dec. 8, 2013

PUNT RETURN YARDS

Most Punt Return Yards, Career

2,289	J.T. Smith	1979-84
1,930	Tamarick Vanover	1995-99
1,882	Dante Hall	2000-06
1,035	Javier Arenas	2010-12
1,009	Tyreek Hill	2016-21

Most Punt Return Yards, Season

686	Dexter McCluster	2013
627	Tamarick Vanover	1999
612	J.T. Smith	1979
592	Tyreek Hill	2016
581	J.T. Smith	1980

Most Punt Return Yards, Game

177	Dexter McCluster at Washington	Dec. 8, 2013
156	De'Anthony Thomas vs. Oakland	Dec. 14, 2014
141	J.T. Smith vs. Oakland	Sept. 23, 1979
139	Tamarick Vanover at Denver	Dec. 5, 1999
130	Tamarick Vanover vs. New Orleans	Dec. 21, 1997

Longest Punt Return (All TDs)

95	Tyreek Hill at San Diego	Jan. 1, 2017
94	Dexter McCluster vs. San Diego	Sept. 13, 2010
93	Dante Hall vs. Denver	Oct. 5, 2003
91	Tyreek Hill at L.A. Chargers	Sept. 9, 2018
90	Dante Hall vs. Arizona	Dec. 1, 2002

Most Seasons Leading League

1	Abner Haynes	1960
1	Noland Smith	1968
1	Ed Podolak	1970
1	J.T. Smith	1980
1	Dante Hall	2003
1	Tyreek Hill	2016

Highest Punt Return Average, Career (50 returns)

12.14	Dexter McCluster (79-959)	2010-13
11.73	Tyreek Hill (86-1,009)	2016-21
11.11	Noland Smith (53-589)	1967-69
10.87	Abner Haynes (55-587)	1960-64
10.66	Tamarick Vanover (181-1,930)	1995-99

Highest Punt Return Average, Season (12 returns)

16.28	Dante Hall (29-472)	2003
15.54	Dexter McCluster (13-202)	2010
15.36	Abner Haynes (14-215)	1960
15.18	Tyreek Hill (39-592)	2016
15.00	Noland Smith (18-270)	1968

Highest Punt Return Average, Game (3 returns)

35.00	D. Hall vs. Denver (3-105)	Oct. 5, 2003
33.33	D. McCluster vs. San Diego (3-100)	Sept. 13, 2010
28.67	M. Garrett at Buffalo (3-86)	Sept. 11, 1966
28.67	N. Smith vs. N.Y. Jets (3-86)	Sept. 15, 1968
28.25	D. McCluster vs. N.Y. Giants (4-113)	Sept. 29, 2013

PUNT RETURN TOUCHDOWNS

Most Punt Return Touchdowns, Career

5	Dante Hall	2000-06
4	J.T. Smith	1979-84
4	Tamarick Vanover	1995-99
4	Tyreek Hill	2016-21
3	Dexter McCluster	2010-13

Most Punt Return Touchdowns, Season

2	J.T. Smith	1979
2	J.T. Smith	1980
2	Dale Carter	1992
2	Tamarick Vanover	1999
2	Dante Hall	2002
2	Dante Hall	2003
2	Dexter McCluster	2013
2	Tyreek Hill	2016

Most Punt Return Touchdowns, Game

1	30 times, Last; Mecole Hardman at Miami	Dec. 13, 2020
---	---	---------------

KICKOFF RETURNS

Most Kickoff Returns, Career

360	Dante Hall	2000-06
212	Tamarick Vanover	1995-99
84	Dave Grayson	1961-64
72	Knile Davis	2013-16
68	Noland Smith	1967-69

Most Kickoff Returns, Season

68	Dante Hall	2004
65	Dante Hall	2005
57	Dante Hall	2002
57	Dante Hall	2003
53	Dante Hall	2006

Most Kickoff Returns, Game

9	Noland Smith vs. Oakland	Nov. 23, 1967
9	Paul Palmer at Seattle	Sept. 20, 1987
8	Jon Vaughn at Miami	Dec. 12, 1994
8	Dante Hall vs. Philadelphia	Oct. 2, 2005
8	Quintin Demps vs. San Diego	Nov. 24, 2013

KICKOFF RETURN YARDS

Most Kickoff Return Yards, Career

8,644	Dante Hall	2000-06
5,099	Tamarick Vanover	1995-99
2,231	Dave Grayson	1961-64
1,942	Knile Davis	2013-16
1,822	Noland Smith	1967-69

Most Kickoff Return Yards, Season

1,718	Dante Hall	2004
1,560	Dante Hall	2005
1,478	Dante Hall	2003
1,354	Dante Hall	2002
1,308	Tamarick Vanover	1997

Most Kickoff Return Yards, Game (All 200+)

251	Jon Vaughn at Miami	Dec. 12, 1994
244	Noland Smith at San Diego	Oct. 15, 1967
234	Dante Hall vs. Philadelphia	Oct. 2, 2005
233	Dante Hall vs. San Diego	Nov. 28, 2004
221	Paul Palmer at Seattle	Sept. 20, 1987
207	Tremont Smith at L.A. Rams	Nov. 19, 2018
206	Noland Smith vs. Oakland	Nov. 23, 1967

Longest Kickoff Return (All TDs)

108	Knile Davis vs. Denver	Dec. 1, 2013
106	Noland Smith at Denver	Dec. 17, 1967
104	Mecole Hardman vs. L.A. Chargers	Dec. 29, 2019
102	Byron Pringle at Denver	Oct. 25, 2020
100	Dante Hall vs. Pittsburgh	Sept. 14, 2003
99	Dave Grayson at Denver	Sept. 7, 1963

REGULAR INDIVIDUAL

99	Tamarick Vanover at Seattle	Sept. 3, 1995
99	Knile Davis vs. St. Louis	Oct. 26, 2014
97	Boyce Green at Pittsburgh	Dec. 21, 1986
97	Tamarick Vanover at Denver	Oct. 27, 1996
97	Dante Hall at Baltimore	Sept. 28, 2003
97	Dante Hall vs. Denver	Dec. 19, 2004
97	Jamaal Charles vs. Pittsburgh	Nov. 22, 2009

Most Seasons Leading League in Kickoff Return Average

1	Dave Grayson	1961
1	Noland Smith	1967
1	Lawrence Williams	1976

Highest Kickoff Return Average, Career (50 returns)

26.97	Knile Davis (72-1,942)	2013-16
26.79	Noland Smith (68-1,822)	1967-69
26.56	Dave Grayson (84-2,231)	1961-64
25.50	Abner Haynes (52-1,326)	1960-64
24.52	De'Anthony Thomas (58-1422)	2014-19

Highest Kickoff Return Average, Season (15 returns)

30.06	Quintin Demps (33-992)	2013
29.72	Dave Grayson (18-535)	1962
28.59	Knile Davis (29-829)	2014
28.31	Dave Grayson (16-453)	1961
28.30	Larry Marshall (23-651)	1972

Highest Kickoff Return Average, Game (3 returns)

48.67	Dante Hall vs. Pittsburgh (3-146)	Sept. 14, 2003
45.00	Tremon Smith at New England (4-180)	Oct. 14, 2018
44.67	Dante Hall vs. St. Louis (3-134)	Dec. 8, 2002
44.33	Paul Palmer vs. Seattle (3-133)	Dec. 27, 1987
40.67	Noland Smith at San Diego (6-244)	Oct. 15, 1967
40.33	L. Williams vs. Cincinnati (3-121)	Nov. 21, 1976
40.33	Dante Hall at Baltimore (3-121)	Sept. 28, 2003

KICKOFF RETURN TOUCHDOWNS

Most Kickoff Return Touchdowns, Career

6	Dante Hall	2000-06
4	Tamarick Vanover	1995-99
2	Paul Palmer	1987-88
2	Knile Davis	2013-16

Most Kickoff Return Touchdowns, Season

2	Paul Palmer	1987
2	Tamarick Vanover	1995
2	Dante Hall	2003
2	Dante Hall	2004

Most Kickoff Return Touchdowns, Game

1	25 times	
	Last; Byron Pringle vs. Denver	Oct. 25, 2020

FUMBLES

Most Opponents Fumbles Forced, Career

45	Derrick Thomas	1989-99
33	Tamba Hali	2006-17
29	Neil Smith	1988-96
23	Derrick Johnson	2005-17
14	Justin Houston	2011-18
13	Kevin Ross	1984-93, '97
13	Jared Allen	2004-07

Most Opponents Fumbles Forced, Season

8	Derrick Thomas	1992
7	Jared Allen	2005
7	Dee Ford	2018
6	Derrick Thomas	1990
6	Derrick Thomas	1994
6	Tamba Hali	2006

Most Fumbles Forced, Rookie, Season

6	Tamba Hali	2006
4	Kevin Ross	1984
4	Tim Cofield	1986

INTERCEPTIONS

Most Seasons, Leading League

2	Johnny Robinson	1966, '70
2	Emmitt Thomas	1969, '74

Most Interceptions By, Career

58	Emmitt Thomas	1966-78
57	Johnny Robinson	1960-71

50	Deron Cherry	1981-91
39	Gary Barbaro	1976-82
38	Albert Lewis	1983-93

Most Interceptions By, Season

12	Emmitt Thomas	1974
10	Johnny Robinson	1966
10	Bobby Hunt	1966
10	Johnny Robinson	1970
10	Gary Barbaro	1980

Most Interceptions By, Rookie, Season

8	Marcus Peters	2015
8	Bobby Hunt	1962
7	Bobby Ply	1962
7	Dale Carter	1992
6	David Webster	1960
6	Kevin Ross	1984

Most Interceptions By, Game

*4	Bobby Ply vs. San Diego	Dec. 16, 1962
*4	Bobby Hunt vs. Houston	Oct. 4, 1964
*4	Deron Cherry vs. Seattle	Sept. 29, 1985
3	Bobby Hunt at Houston	Oct. 28, 1962
3	Bobby Ply vs. Denver	Dec. 9, 1962
3	Johnny Robinson at Baltimore	Sept. 28, 1970
3	Albert Lewis vs. Atlanta	Dec. 8, 1985
3	Lloyd Burruss vs. San Diego	Oct. 19, 1986
3	Albert Lewis vs. Atlanta	Sept. 1, 1991
3	Greg Wesley vs. Miami	Sept. 29, 2002
3	Greg Wesley vs. New England	Nov. 27, 2005
	*NFL RECORD	

Most Consecutive Games, Pass Intercepted By

6	Eric Harris	1980
5	Emmitt Thomas	1973-74
5	Gary Barbaro	1980-81
5	Albert Lewis	1993
4	Emmitt Thomas	1974-75
4	Deron Cherry	1986

INTERCEPTION RETURN YARDS

Most Interception Return Yards, Career

937	Emmitt Thomas (58 INTs)	1966-78
771	Gary Barbaro (39 INTs)	1975-82
741	Johnny Robinson (57 INTs)	1960-71
688	Deron Cherry (50 INTs)	1981-91
674	Bobby Hunt (37 INTs)	1962-67

Most Interception Return Yards, Season

280	Marcus Peters (8 INTs)	2015
274	Mark McMillian (8 INTs)	1997
228	Bobby Hunt (6 INTs)	1963
214	Emmitt Thomas (12 INTs)	1974
193	Lloyd Burruss (5 INTs)	1986

Most Interception Return Yards Gained, Game

121	Lloyd Burruss vs. San Diego (3 INTs)	Oct. 19, 1986
118	Brandon Flowers at N.Y. Jets (2 INTs)	Oct. 26, 2008
108	Bobby Ply vs. San Diego (4 INTs)	Dec. 16, 1962
108	Bobby Hunt vs. Houston (4 INTs)	Oct. 4, 1964
105	Derrick Johnson vs. Denver (2 INTs)	Jan. 3, 2010

Longest Interception Return

102	Gary Barbaro vs. Seattle	Dec. 11, 1977
100	Tim Collier at Oakland	Dec. 18, 1977
100	Sean Smith at Buffalo	Nov. 3, 2013
99	Dave Grayson vs. N.Y. Titans	Dec. 17, 1961
99	Kevin Ross at San Diego	Sept. 6, 1992
99	Jaylen Watson vs. L.A. Chargers	Sept. 15, 2022

INTERCEPTION RETURN TOUCHDOWNS

Most Interception Return Touchdowns, Career

6	Bobby Bell	1963-74
5	Emmitt Thomas	1966-78
5	Jim Kearney	1967-75
5	Eric Berry	2010-18
4	Lloyd Burruss	1981-91
4	Derrick Johnson	2005-17
4	Daniel Sorensen	2014-21

Most Interception Return Touchdowns, Season

4	Jim Kearney	1972
3	Lloyd Burruss	1986
3	Mark McMillian	1997
2	David Webster	1960
2	Sherrill Headrick	1961
2	Emmitt Thomas	1974
2	Charles Mincy	1992
2	Jerome Woods	1993
2	James Hasty	1999

REGULAR INDIVIDUAL

2	Jerome Woods	2003
2	Derrick Johnson	2009
2	Eric Berry	2013
2	Marcus Peters	2015
2	Eric Berry	2016

Most Interception Return Touchdowns, Game

*2	Jim Kearney at Denver	Oct. 1, 1972
*2	Lloyd Burruss vs. San Diego	Oct. 19, 1986
*2	Derrick Johnson at Denver	Jan. 3, 2010

*NFL RECORD

SACKS

Most Sacks, Career (All 50.0+)

126.5	Derrick Thomas	1989-99
89.5	Tamba Hali	2006-17
85.5	Neil Smith	1988-96
78.5	Justin Houston	2011-18
77.0	Chris Jones	2016-24
73.0	Art Still	1978-87 (Pre-1982)
51.0	Mike Bell	1979-85, '87-91

Most Sacks, Season

22.0	Justin Houston	2014
20.0	Derrick Thomas	1990
15.5	Jared Allen	2007
15.5	Chris Jones	2018
15.5	Chris Jones	2022

Most Sacks, Consecutive Seasons

33.5	Derrick Thomas (20.0, 13.5)	1990-91
33.0	Justin Houston (11.0, 22.0)	2013-14
30.0	Derrick Thomas (10.0, 20.0)	1989-90
29.5	Neil Smith (14.5, 15.0)	1992-93
29.5	Justin Houston (22.0, 7.5)	2014-15

Most Sacks, Rookie, Season

10.0	Derrick Thomas	1989
9.0	Jared Allen	2004
8.0	Tamba Hali	2006
6.5	Art Still	1978
6.0	George Karlaftis	2022

Most Sacks, Game

*7.0	Derrick Thomas vs. Seattle	Nov. 11, 1990
6.0	Derrick Thomas vs. Oakland	Sept. 6, 1998
4.5	Justin Houston at Philadelphia	Sept. 19, 2013
4.0	Wilbur Young at San Diego	Oct. 19, 1975
4.0	Art Still at Oakland	Oct. 5, 1980
4.0	Derrick Thomas vs. Buffalo	Oct. 7, 1991
4.0	Derrick Thomas vs. San Diego	Nov. 8, 1992
4.0	Neil Smith vs. L.A. Raiders	Oct. 3, 1993
4.0	Justin Houston vs. San Diego	Dec. 28, 2014

*NFL RECORD

Most Sack Yards, Career

699.0	Derrick Thomas	1989-99
591.5	Tamba Hali	2006-17
536.0	Chris Jones	2016-24
506.5	Neil Smith	1988-96
452.0	Justin Houston	2011-18

Most Sack Yards, Season

127.0	Neil Smith	1993
122.0	Chris Jones	2018
114.5	Neil Smith	1992
113.0	Derrick Thomas	1992
111.0	Jared Allen	2007

Most Sack Yards, Game

36.0	Derrick Thomas vs. San Diego	Nov. 8, 1992
36.0	Derrick Thomas vs. Oakland	Sept. 6, 1998
35.0	Neil Smith vs. Los Angeles	Oct. 3, 1993
34.0	Vonnie Holliday vs. San Diego	Sept. 7, 2003
33.0	Darren Mickell vs. Denver	Dec. 17, 1995

TACKLES

Most Tackles, Career

1,262	Derrick Johnson	2005-17
999	Gary Spani	1978-86
992	Art Still	1978-87
927	Deron Cherry	1981-91
876	Donnie Edwards	1996-01, 2007-08
827	Kevin Ross	1984-93, '97

Most Tackles, Season

180	Nick Bolton	2022
179	Derrick Johnson	2011
162	Mike Maslowski	2002
157	Gary Spani	1979
153	Gary Spani	1981

Most Tackles, Rookie, Season

144	Gary Spani	1978
140	Dino Hackett	1986
126	Eric Berry	2010
120	Art Still	1978
112	Nick Bolton	2021
101	Greg Wesley	2000

Most Tackles, Consecutive Seasons

326	Derrick Johnson (147, 179)	2010-11
306	Gary Spani (157, 149)	1979-80
304	Derrick Johnson (179, 125)	2011-12
302	Gary Spani (149, 153)	1980-81
301	Gary Spani (144, 157)	1978-79

SPECIAL TEAM TACKLES

Most Special Teams Tackles, Career

148	Gary Stills	1999-05
147	Greg Manusky	1994-99
97	Danan Hughes	1993-98
96	Tony Richardson	1995-05
94	Louis Cooper	1985-90

Most Special Teams Tackles, Season

34	Gary Stills	2002
29	Gary Stills	2003
29	Rich Scanlon	2005
28	Ken Jolly	1984
27	Albert Lewis	1983
27	Todd McNair	1990
27	Bennie Thompson	1992
27	Greg Manusky	1999

Most Special Teams Tackles, Consecutive Seasons

63	Gary Stills	2002-03
54	Gary Stills	2003-04
52	Gary Stills	2001-02
51	Greg Manusky	1996-97
50	Greg Manusky	1998-99
50	Gary Stills	2004-05

BLOCKED KICKS

Most Opponents Punts Blocked, Career

10	Albert Lewis	1983-93
3	Bernard Pollard	2006-08
2	Ed Beckman	1977-84
2	Gary Green	1977-83
2	Sherrill Headrick	1960-67
1	D.J. Alexander	2015

Most Opponents Punts Blocked, Season

4	Albert Lewis	1990
3	Albert Lewis	1986
2	Sherrill Headrick	1963
2	Bernard Pollard	2006

Most Opponents Punts Blocked, Game

2	Sherrill Headrick vs. Denver	Dec. 8, 1963
---	------------------------------	--------------

Longest Return of Blocked Field Goal

78 (TD)	Lloyd Burruss at Pittsburgh	Dec. 21, 1986
65 (TD)	Kevin Ross at Cincinnati	Dec. 6, 1987

REGULAR TEAM

GAMES WON

Most Consecutive Games Won

11	2015-16
10	2019-20, 2020
9	2003, 2013, 2017-18
8	2021
7	1968-69, 1969, 1995, 1997-98, 2016-17
6	1968, 1995-96, 1997, 2023
5	1961-62, 1966-67, 1971, 1984-85, 1994-95, 2014, 2016, 2018-19, 2022 (2)

Most Consecutive Games Won, Single Season

10	2015, 2020
9	2003, 2013
8	2021
7	1969, 1995
6	1968, 1997, 2019, 2023
5	1968, 1971, 2014, 2016, 2017, 2018, 2022 (2)

Most Consecutive Games Won, Start of Season

9	2003, 2013
5	2017, 2018
4	1996, 2019, 2020
3	1962, 1966, 1994, 1995, 2010

Most Consecutive Games Won, End of Season

10	2015
6	1997, 2019
5	1968, 2022
4	2017
3	1960, 1963, 1966, 1967, 1971, 1972, 1984, 1986

Most Consecutive Home Games Won

13	2002-03
11	1994-96, 1997-98
10	1968-69, 2015-16
9	1970-71, 2017-18

Most Consecutive Road Games Won

11	2019-20
9	1966-67, 2016-17
6	1967-68, 2022-23
5	1968-69, 1971-72

GAMES LOST

Most Consecutive Games Lost

12	2007-08
9	1987, 2008-09
8	1975-76, 2012
7	1985, 2008

Most Consecutive Games Lost, Start of Season

5	1977, 2009
4	1976, 1980
3	1975, 2004, 2008, 2011

Most Consecutive Games Lost, End of Season

9	2007
6	1977
4	1975, 2008, 2012

Most Consecutive Home Games Lost

10	2008-09
8	1974-75
7	1975-76, 2011-12
6	1977-78, 2007-08

Most Consecutive Road Games Lost

9	2007-08
8	1978-79, 1985-86
6	1985-86, 1988, 2012

SCORING

POINTS

Most Points, Season (All 400+)

565	2018
496	2022
484	2003
483	2004
480	2021
473	2020
467	2002

451	2019
448	1966
430	2013
415	2017
408	1967
405	2015
403	2005

Highest Scoring Average, Season

35.3	2018 (565 in 16 games)
32.0	1966 (448 in 14 games)
30.3	2003 (484 in 16 games)
30.2	2004 (483 in 16 games)
29.6	2020 (473 in 16 games)

Most Points, Consecutive Seasons

1,016	2018-19 (565, 451)
980	2017-18 (415, 565)
976	2021-22 (480, 496)
967	2003-04 (484, 483)
953	2020-21 (473, 480)

Fewest Points, Season

176	1982 (9 games)
211	2012
212	2011
225	1977
226	2007

Lowest Scoring Average, Season

13.2	2012 (211 in 16 games)
13.3	2011 (212 in 16 games)
14.1	2007 (226 in 16 games)
14.9	1979 (238 in 16 games)
15.2	1978 (243 in 16 games)

Largest Scoring Differential, Season

201	1968 (371 - 170)
182	1969 (359 - 177)
176	1966 (448 - 276)
156	1962 (389 - 233)
154	1967 (408 - 254)

Most 40-Point Games, Season

5	2003, 2018
4	1966, 2002, 2004
3	1961, 1962, 1963, 1964, 1967, 2021, 2022
2	1965, 1968, 1983, 2000, 2010, 2013, 2017, 2019

Most 30-Point Games, Season

12	2018
9	2020, 2021
8	1966, 2002, 2004, 2022
7	1999, 2003, 2019
6	1960, 1967, 2010
5	1962, 1965, 1968, 1983, 1994, 2005, 2006, 2015, 2016, 2017

Most Points Scored, Game (All 50+)

59	at Denver	Sept. 7, 1963
56	at Denver	Oct. 23, 1966
56	vs. Atlanta	Oct. 24, 2004
56	at Oakland	Dec. 15, 2013
54	vs. St. Louis	Oct. 22, 2000
52	at N.Y. Titans	Nov. 11, 1962
52	vs. Denver	Dec. 8, 1963
52	vs. Houston	Nov. 28, 1965
52	vs. Denver	Oct. 29, 1967
51	at L.A. Rams	Nov. 19, 2018

Largest Margin of Victory, Game

52	Kansas City (59) at Denver (7)	Sept. 7, 1963
49	Kansas City (49) vs. Arizona (0)	Dec. 1, 2002
48	Kansas City (48) vs. N.Y. Jets (0)	Dec. 22, 1963
46	Kansas City (56) vs. Denver (10)	Oct. 23, 1966
46	Kansas City (56) vs. Atlanta (10)	Oct. 24, 2004

Most Points, Both Teams, Game

105	Kansas City (51) at LAR (54)	Nov. 19, 2018
99	Kansas City (48) at Seattle (51)	Nov. 27, 1983 (OT)
88	Kansas City (49) vs. Denver (39)	Nov. 1, 1964
88	Kansas City (54) vs. St. Louis (34)	Oct. 22, 2000
87	Kansas City (49) at Tennessee (38)	Dec. 13, 2004
87	Kansas City (56) at Oakland (31)	Dec. 15, 2013

Fewest Points, Both Teams, Game

3	Kansas City (0) at Tampa Bay (3)	Dec. 16, 1979
9	Kansas City (3) vs. Cleveland (6)	Sept. 4, 1988
10	Kansas City (7) at Denver (3)	Jan. 1, 2012
12	Kansas City (6) vs. St. Louis (6)	Nov. 22, 1970
12	Kansas City (3) at Miami (9)	Oct. 20, 1974

Most Points Shutout Victory, Game

REGULAR TEAM

49	vs. Arizona	Dec. 1, 2002
48	vs. N.Y. Jets	Dec. 22, 1963
41	vs. Miami	Oct. 8, 1967
41	vs. San Francisco	Oct. 1, 2006
34	vs. Boston	Dec. 11, 1960
34	vs. Houston	Nov. 26, 1989
34	vs. Cleveland	Sept. 30, 1990
34	vs. San Diego	Oct. 31, 1999

Fewest Points, Shutout Victory, Game

14	vs. Baltimore	Sept. 2, 1979
16	vs. Denver	Dec. 6, 1970
17	vs. L.A. Chargers	Sept. 25, 1960
19	at San Diego	Nov. 4, 1973
23	vs. San Diego	Nov. 26, 1978

Largest Fourth-Quarter Comebacks

	Opponent	Deficit	Final	Date
17	at Green Bay	14-31	40-34 (OT)	Oct. 12, 2003
17	vs. San Diego	10-27	33-27 (OT)	Sept. 11, 2016
14	at N.Y. Jets	3-17	17-17 (OT)	Oct. 2, 1988
14	vs. N.Y. Giants	3-17	20-17 (OT)	Sept. 10, 1995
14	at Oakland	20-34	37-34	Nov. 28, 1999
14	at Carolina	3-17	20-17	Nov. 13, 2016

Largest Second-Half Comebacks

	Opponent	Deficit	Final	Date
21	vs. San Diego	3-24	33-27 (OT)	Sept. 11, 2016
18	at New Orleans	6-24	27-24	Sept. 23, 2012
17	at Buffalo	10-27	27-27	Sept. 22, 1963
17	at Oakland	0-17	28-17	Oct. 25, 1981
17	at Green Bay	14-31	40-34 (OT)	Oct. 12, 2003
16	at San Diego	0-16	24-23	Nov. 2, 1986
14	at N.Y. Jets	3-17	17-17 (OT)	Oct. 2, 1988
14	vs. San Diego	0-14	20-17 (OT)	Dec. 8, 1991
14	vs. N.Y. Giants	3-17	20-17 (OT)	Sept. 10, 1995
14	at Oakland	13-27	28-27	Sept. 8, 1997
14	at Oakland	20-34	37-34	Nov. 28, 1999
14	at Carolina	3-17	20-17	Nov. 13, 2016

Most Consecutive Games Scoring

181	2012-present
179	1963-76
139	1994-2002
91	1987-93
84	2003-08

Most Points, Two Consecutive Games

104	Oct. 23, 1966 - Oct. 30, 1966 (56, 48)
101	Oct. 24, 2004 - Oct. 31, 2004 (56, 45)
101	Dec. 8, 2013 - Dec. 15, 2013 (45, 56)
98	Dec. 1, 2002 - Dec. 8, 2002 (49, 49)
94	Oct. 29, 1967 - Nov. 5, 1967 (52, 42)
94	Dec. 13, 2004 - Dec. 19, 2004 (49, 45)

Most First-Half Points, Game

42	vs. Denver	Oct. 29, 1967
38	at Miami	Sept. 28, 1968
38	at Washington	Dec. 8, 2013
35	vs. Arizona	Dec. 1, 2002
35	vs. St. Louis	Dec. 8, 2002
35	vs. Atlanta	Oct. 24, 2004
35	at Oakland	Dec. 15, 2013
35	vs. San Francisco	Sept. 23, 2018
35	vs. Las Vegas	Dec. 12, 2021

Most First-Quarter Points, Season

158	1966
147	2018
130	2021
124	2013
113	2004

Most First-Quarter Points, Game

24	at Miami	Sept. 28, 1968
21	13 times, last at Pittsburgh	Sept. 16, 2018

Most Second-Quarter Points, Season

177	2019
172	2022
165	2023
153	2003
150	2018

Most Second-Quarter Points, Game

28	vs. Denver	Oct. 29, 1967
28	vs. Pittsburgh	Oct. 18, 1971
28	vs. Denver	Dec. 7, 1980
28	vs. San Diego	Dec. 22, 1985
28	at Washington	Sept. 30, 2001
28	at Oakland	Sept. 15, 2019

Most Second-Half Points, Game

35	at Denver	Oct. 23, 1966
35	at Denver	Dec. 1, 1972
35	at Tennessee	Dec. 13, 2004
34	at Denver	Jan. 3, 2010
31	at Denver	Sept. 7, 1963
31	at New England	Oct. 14, 2018

Most Third-Quarter Points, Season

134	2018
110	2022
109	1963
106	1964
105	1998

Most Third-Quarter Points, Game

22	vs. Oakland	Nov. 26, 1961
22	vs. New York Jets	Nov. 5, 1967
22	vs. Buffalo	Oct. 18, 1969
21	at Buffalo	Nov. 6, 1960
21	at Denver	Sept. 7, 1963
21	at Denver	Oct. 1, 1972
21	vs. Oakland	Oct. 3, 1977
21	vs. Oakland	Dec. 14, 2014

Most Fourth-Quarter Points, Season

168	2002
140	2004
136	2020
131	2003, 2018
129	1962, 2021
127	1960

Most Fourth-Quarter Points, Game

23	at Buffalo	Nov. 2, 1969
23	at Cleveland	Sept. 8, 2002
22	at N.Y. Titans	Nov. 24, 1960
21	at Baltimore	Oct. 21, 1999
21	at New England	Sept. 7, 2017

TOUCHDOWNS

Most Touchdowns, Season

71	2018
63	2003
62	2004
61	2022
57	2002, 2020, 2021

Most Touchdowns, Consecutive Seasons

125	2003-04 (63, 62)
121	2018-19 (71, 50)
120	2002-03 (57, 63)
118	2021-22 (57, 61)
114	2020-21 (57, 57)

Fewest Touchdowns, Season

17	1982 (9 games)
18	2012
20	2011
23	1973
24	1988, 2007

Most Touchdowns, Game

8	at Denver	Sept. 7, 1963
8	at Denver	Oct. 23, 1966
8	vs. Atlanta	Oct. 24, 2004
8	at Oakland	Dec. 15, 2013
7	13 times; Last at L.A. Rams	Nov. 19, 2018

Most Touchdowns, Both Teams, Game

14	Kansas City (7) at Los Angeles Rams (7)	Nov. 19, 2018
13	Kansas City (7) at Seattle (6)	Nov. 27, 1983 (OT)
13	Kansas City (8) at Oakland (5)	Dec. 15, 2013
12	Kansas City (7) vs. Denver (5)	Nov. 1, 1964
12	Kansas City (7) vs. St. Louis (5)	Oct. 22, 2000
12	Kansas City (7) at Tennessee (5)	Dec. 13, 2004

Most Consecutive Games Scoring Touchdowns

96	1963-70
64	1997-01
60	2017-21
52	1960-63
35	1994-96

Most Offensive Touchdowns, Season

66	2018
59	2022
58	2004
56	2003
53	2002, 2020, 2021

Fewest Offensive Touchdowns, Season

REGULAR TEAM

13 1982 (9 games)
17 2012
18 2011
21 1973, 1974

Most Return Touchdowns, Season

11 1992, 1999, 2013
8 2016
7 1995, 1997, 2003

Most Defensive Touchdowns, Season

9 1999
8 1992
6 2013, 2015
5 1972, 1974, 1977
4 1960, 1967, 1981, 1986, 1995, 1997, 2016, 2018, 2021

Fewest Defensive Touchdowns, Season

0 1962, 1976, 1978, 1988, 2006, 2012
1 1961, 1975, 1976, 1989, 1998, 2001, 2002, 2007

Most Defensive Touchdowns, Game

3 vs. Denver Dec. 27, 1992
2 15 times, last at Baltimore Dec. 20, 2015

Most Interception Return TDs, Season

6 1992
5 1972, 1974, 1999, 2013
4 1960, 1986, 1997, 2015, 2016

Most Fumble Return TDs, Season

4 1999
3 1997, 1980, 1981, 2017

Most Special Teams Touchdowns, Season

5 1986, 1987, 2013
4 1995, 2003, 2016
3 1969, 1992, 2002, 2009

Most Special Teams Touchdowns, Game

3 at Pittsburgh Dec. 21, 1986
2 vs. Cleveland Sept. 30, 1990
2 vs. St. Louis Dec. 8, 2002
2 at Washington Dec. 8, 2013

POINTS AFTER TOUCHDOWN

Most Points After Touchdown, Season

65 2018
58 2003, 2004
54 2002
52 2013
50 2021, 2022

Fewest Points After Touchdown, Season

17 1982 (9 games), 2012
20 2011
21 1973, 2007
23 1988

Most Points After Touchdown, Game

8 at Denver Sept. 8, 1963
8 at Denver Oct. 23, 1966
8 vs. Atlanta Oct. 24, 2004
8 at Oakland Dec. 15, 2013
7 9 time; Last at Tennessee Dec. 13, 2004

Most Two-Point Attempts, Season

6 2001
5 1997, 2022
4 1961, 1994, 2008, 2015
3 1964, 1965, 1966, 1967, 1995, 2002, 2003, 2007, 2020, 2021

Most Two-Point Conversions, Season

3 1961, 1965, 1994, 2001, 2020, 2022
2 1966, 1967, 1997, 2015, 2016, 2021
1 12 times, Last; 2019

Most Two-Point Attempts, Game

2 vs. Buffalo Oct. 18, 1964
2 at Houston Oct. 24, 1965
2 vs. Denver Dec. 4, 1994
2 at Oakland Sept. 8, 1997
2 at St. Louis Oct. 26, 1997
2 vs. New Orleans Dec. 21, 1997
2 at San Diego Nov. 9, 2008
2 at Denver Nov. 14, 2010
2 at Greeb Bay Sept. 28, 2015
2 at Oakland Dec. 6, 2015
2 vs. Denver Dec. 15, 2019

Most Two-Point Conversions, Game

2 at Houston Oct. 24, 1965
2 at St. Louis Oct. 26, 1997

FIELD GOALS

Most Field Goals Attempted, Season

45 1971, 2017
42 1970
40 1968
38 1973, 1976, 2019

Fewest Field Goals Attempted, Season

17 1964
18 1977
20 2003
22 2008
23 1979, 2004

Most Field Goals Attempted, Game

7 vs. Buffalo Dec. 19, 1971
7 vs. Cincinnati Oct. 4, 2015
6 13 times; Last vs Cincinnati Dec. 31, 2023

Most Field Goals Attempted, Both Teams, Game

10 Kansas City (7) vs. Buffalo (3) Dec. 19, 1971
10 Kansas City (5) at San Diego (5) Oct. 29, 1972
10 Kansas City (5) at San Diego (5) Sept. 29, 1996
10 Kansas City (6) vs. Denver (4) Dec. 16, 2001
10 Kansas City (5) vs. Denver (5) Sept. 28, 2008

Most Field Goals Made, Season

41 2017
34 1990, 2019
33 2023
31 2016
30 1968, 1970, 2015

Fewest Field Goals Made, Season

7 1961
8 1963, 1964, 1977
12 1979

Most Field Goals Made, Game

7 at Cincinnati Oct. 4, 2015
6 at New Orleans Sept. 23, 2012
6 vs. Cincinnati Dec. 31, 2023
5 at Buffalo Nov. 2, 1969
5 vs. Buffalo Dec. 7, 1969
5 vs. Buffalo Dec. 19, 1971
5 vs. L.A. Raiders Sept. 12, 1985
5 vs. Cincinnati Nov. 13, 1988
5 at Chicago Dec. 29, 1990
5 vs. Denver Sept. 20, 1993
5 vs. Minnesota Oct. 2, 2011
5 at Denver Nov. 15, 2015
5 at Houston Oct. 8, 2017
5 vs. Denver Oct. 30, 2017
5 vs. Miami Dec. 24, 2017
5 vs. Denver Dec. 6, 2020

Most Field Goals Made, Both Teams, Game

9 Kansas City (4) at San Diego (5) Sept. 29, 1996
9 Kansas City (4) at New England (5) Oct. 14, 2018
8 Kansas City (5) vs. Buffalo (3) Dec. 19, 1971
8 Kansas City (4) vs. Denver (4) Sept. 28, 2008
8 Kansas City (4) vs. Houston (4) Sept. 18, 2016

Most Consecutive Games Scoring Field Goals

19 2021-22
18 2001-02
16 2017-18, 2019-20
15 2005

SAFETIES

Most Safeties, Season

3 1988, 1997
2 1994

Most Safeties, Game

1 27 times; Last at San Francisco Oct. 23, 2022

FIRST DOWNS

Most First Downs, Season

419 2021
408 2022
398 2004
397 2020

REGULAR TEAM

384 2018

Fewest First Downs, Season

163 1982 (9 games)
183 1970
208 1973
219 1977
223 1968

Most First Downs, Game (All 30+)

36	vs. Atlanta	Oct. 24, 2004
36	at Las Vegas	Nov. 22, 2020
34	at New Orleans	Dec. 20, 2020
33	vs. Indianapolis	Oct. 31, 2004
33	vs. Cincinnati	Oct. 21, 2018
33	vs. L.A. Chargers	Sept. 26, 2021
33	at Arizona	Sept. 11, 2022
33	at Houston	Dec. 18, 2022
32	at Houston	Oct. 24, 1965
32	at Seattle	Nov. 24, 2002
32	vs. Oakland	Dec. 25, 2004
31	at Oakland	Nov. 5, 2000
31	vs. San Francisco	Sept. 23, 2018
31	at Philadelphia	Oct. 3, 2021
31	vs. Chicago	Sept. 24, 2023
30	vs. Cleveland	Nov. 9, 2003
30	at L.A. Raiders	Dec. 22, 1991
30	vs. Seattle	Oct. 29, 2006
30	at Denver	Nov. 14, 2010
30	vs. Baltimore	Dec. 9, 2018

Fewest First Downs, Game

4	at Tampa Bay	Dec. 16, 1979
5	at San Diego	Dec. 12, 2010
7	at Boston	Oct. 23, 1964
7	at Oakland	Dec. 12, 1970
7	at Denver	Dec. 9, 2007
7	at Oakland	Dec. 16, 2012
8	12 times; Last at Denver	Dec. 30, 2012

Most First Downs, Both Teams, Game

64	Kansas City (32) at Seattle (32)	Nov. 24, 2002
62	Kansas City (31) at Oakland (31)	Nov. 5, 2000
61	Kansas City (36) at Las Vegas (25)	Nov. 22, 2020
61	Kansas City (31) at Philadelphia (30)	Oct. 3, 2021
59	Kansas City (26) at Seattle (33)	Nov. 27, 1983 (OT)

Fewest First Downs, Both Teams, Games

15	Kansas City (7) vs. Denver (8)	Dec. 6, 1970
18	Kansas City (7) at Boston (11)	Oct. 23, 1964

RUSHING FIRST DOWNS

Most Rushing First Downs, Season

160 1978, 1981
140 2002
138 2004, 2005
130 1980
129 1969, 1997, 2010

Fewest Rushing First Downs, Season

66 2007
71 1982 (9 games)
79 1985
83 1970, 1983, 1986
84 2000

Most Rushing First Downs, Game

21	vs. Atlanta	Oct. 24, 2004
20	vs. Houston	Oct. 1, 1961
18	vs. Oakland	Oct. 20, 1968
18	vs. Seattle	Nov. 22, 1981
18	at Detroit	Nov. 28, 1996

Fewest Rushing First Downs, Game

*0	at Cincinnati	Nov. 24, 1974
0	vs. Pittsburgh	Nov. 10, 1985
0	at L.A. Raiders	Dec. 6, 1992
0	at Denver	Oct. 27, 1996
0	at Arizona	Oct. 8, 2006
0	vs. Jacksonville	Oct. 7, 2007
0	at Oakland	Dec. 16, 2012
1	12 times; Last vs. Pittsburgh	Oct. 15, 2017

*NFL RECORD

PASSING FIRST DOWNS

Most Passing First Downs, Season

272 2022
267 2021
255 2020
239 2018
228 2004

Fewest Passing First Downs, Season

79 1982 (9 games)
86 1970
89 1968
91 1979
93 1973

Most Passing First Downs, Game (All 20+)

26	vs. Oakland	Dec. 25, 2004
24	at Denver	Nov. 14, 2010
23	at Oakland	Nov. 5, 2000
23	at Las Vegas	Nov. 14, 2021
23	vs. Tennessee	Nov. 6, 2022
22	at Las Vegas	Nov. 22, 2020
22	at Baltimore	Sept. 28, 2020
22	at Arizona	Sept. 11, 2022
21	at Dallas	Nov. 20, 1983
21	at Denver	Oct. 17, 1994
21	at Denver	Dec. 7, 2003
21	at Houston	Oct. 8, 2017
21	at Los Angeles Rams	Nov. 19, 2018
21	at Washington	Oct. 17, 2021
21	vs. Los Angeles Chargers	Oct. 22, 2023
20	vs. Indianapolis	Oct. 31, 2004
20	at Tennessee	Nov. 10, 2019
20	at Los Angeles Chargers	Dec. 16, 2021
20	vs. Los Angeles Rams	Nov. 27, 2022
20	at Houston	Dec. 18, 2022

Fewest Passing First Downs, Game

1	vs. Oakland	Oct. 20, 1968
1	vs. Houston	Sept. 10, 1978
1	at Tampa Bay	Dec. 16, 1979
2	5 times; Last at Denver	Dec. 30, 2012

FIRST DOWNS BY PENALTY

Most Penalty First Downs, Season

46 2019
37 2018
34 2013
33 1996, 1998, 2014, 2021
32 2004, 2015, 2020

Fewest Penalty First Downs, Season

4 1969
9 1973
10 1965, 1999
11 1968, 1972

Most Penalty First Downs, Game

8	vs. L.A. Raiders	Oct. 3, 1993
7	vs. L.A. Raiders	Sept. 17, 1989
7	vs. Seattle	Oct. 17, 1996
7	vs. San Francisco	Sept. 23, 2018
6	at Tennessee	Dec. 13, 2004
6	at Oakland	Nov. 7, 2010

Fewest Penalty First Downs, Game

0 Many times; Last, at Los Angeles Chargers Jan. 7, 2024

NET YARDS PASSING AND RUSHING

Most Net Yards, Season

7,032 2022
6,810 2018
6,746 2021
6,695 2004
6,653 2020

Most Net Yards, Consecutive Seasons

13,778 2021-22 (6,746, 7,032)
13,399 2020-21 (6,653, 6,746)
13,004 2022-23 (7,032, 5,972)
12,887 2004-05 (6,695, 6,192)
12,877 2018-19 (6,810, 6,067)
12,817 2017-18 (6,007, 6,810)

Fewest Net Yards, Season

2,498 1982 (9 games)
3,536 1973
3,577 1970
3,828 1974
3,936 1977

Most Net Yards, Game (All 500+)

614 at Denver Oct. 23, 1966

REGULAR TEAM

590	vs. Indianapolis	Oct. 31, 2004
566	vs. Detroit	Oct. 14, 1990
552	at Seattle	Nov. 24, 2002
551	vs. Buffalo	Sept. 30, 1962
551	vs. Cincinnati	Oct. 21, 2018
546	at Washington	Sept. 30, 2001
546	at L.A. Rams	Nov. 19, 2018
543	at Tampa Bay	Nov. 29, 2020
542	at Houston	Oct. 24, 1965
540	vs. Atlanta	Oct. 24, 2004
537	at San Diego	Dec. 11, 1983
537	vs. Cincinnati	Jan. 1, 2006
537	at New England	Sept. 7, 2017
530	at Tennessee	Nov. 10, 2019
529	at San Francisco	Oct. 23, 2022
528	vs. Houston	Oct. 1, 1961
524	at Denver	Jan. 3, 2010
521	vs. Detroit	Dec. 14, 2003
520	vs. Denver	Nov. 1, 1964
517	at Baltimore	Sept. 28, 2020
516	at Las Vegas	Nov. 14, 2021
513	at Oakland	Nov. 5, 2000
512	vs. Seattle	Dec. 27, 1987
511	vs. Houston	Nov. 28, 1965
510	at New Orleans	Sept. 23, 2012
508	vs. Cincinnati	Sept. 28, 1969
507	vs. Indianapolis	Dec. 23, 2012
506	vs. San Diego	Oct. 14, 1984
504	at New Orleans	Sept. 8, 1985
504	at N.Y. Jets	Oct. 6, 2002
503	at Seattle	Nov. 28, 2010
503	vs. Baltimore	Sept. 22, 2019
502	at Buffalo	Oct. 3, 1976
502	at Houston	Dec. 18, 2022
500	at Oakland	Dec. 5, 2004

Fewest Net Yards, Game

61	vs. Oakland	Nov. 8, 1963
67	at San Diego	Dec. 12, 2010
80	at Tampa Bay	Dec. 16, 1979
105	at Buffalo	Oct. 29, 1973
106	at Oakland	Dec. 8, 1973

Most Net Yards, Both Teams, Game

1,095	KC (590) vs. Indianapolis (505)	Oct. 31, 2004
1,086	KC (552) at Seattle (534)	Nov. 24, 2002
1,036	KC (524) at Denver (512)	Jan. 3, 2010
1,013	KC (537) at San Diego (476)	Dec. 11, 1983
1,001	KC (546) at L.A. Rams (455)	Nov. 19, 2018

Fewest Net Yards, Both Teams, Game

335	KC (190) at N.Y. Jets (145)	Nov. 7, 1971
343	KC (188) at San Diego (155)	Sept. 6, 1992
345	KC (244) vs. Houston (101)	Oct. 12, 1969
347	KC (61) vs. Oakland (286)	Nov. 8, 1963
349	KC (80) at Tampa Bay (269)	Dec. 16, 1979

Most Games, 400 or More Net Yards, Season

11	2018
10	2020
9	2004, 2022
7	2005, 2010, 2017, 2021
6	1994, 2000, 2002, 2019

Most Consecutive Games, 400 or More Net Yards

6	2018-19
5	2004, 2020, 2022
4	1976, 2005, 2018, 2019
3	1974, 2000 (2), 2004, 2010, 2018, 2021

Most Games, 300 or More Net Yards, Season

*16	2022
15	2004, 2018, 2021
14	2005, 2019, 2020, 2023
13	2002, 2017
12	1989, 1995, 1999, 2003, 2010, 2013, 2015

*NFL Record

Most Consecutive Games, 300 or More Net Yards

19	2021-22
18	2017-18
16	2004-05
13	2001-02
11	2005
10	1966-67, 1989, 2003, 2016-17, 2019-20

Most Plays, Season

1,134	2021
1,098	1994
1,094	2022
1,089	2004
1,080	2023

Fewest Plays, Season

573	1982 (9 games)
775	1970
831	1968
842	1962
846	1966

Most Plays, Game

92	at New Orleans	Sept. 23, 2012
92	at New Orleans	Dec. 20, 2020
91	vs. Tennessee	Nov. 6, 2022
90	at Cincinnati	Sept. 3, 1978
86	vs. N.Y. Giants	Nov. 3, 1974
86	vs. Seattle	Sept. 28, 1997
85	at Jacksonville	Nov. 9, 1997
84	vs. Denver	Oct. 24, 1976
84	at San Diego	Nov. 12, 1978

Fewest Plays, Game

38	at Oakland	Dec. 12, 1970
38	at Tampa Bay	Dec. 16, 1979
41	at San Diego	Oct. 7, 1962
41	at San Diego	Dec. 12, 2010
42	at Oakland	Dec. 8, 1973
44	at New England	Oct. 11, 1998
44	at Baltimore	Sept. 13, 2009
44	vs. Denver	Nov. 30, 2014

RUSHING

ATTEMPTS

Most Rushing Attempts, Season

663	1978
610	1981
569	1979
559	1989
556	2010

Most Rushing Attempts, Consecutive Seasons

1,232	1978-79 (663, 569)
1,162	1980-81 (552, 610)
1,121	1979-80 (569, 552)
1,089	1977-78 (456, 663)
1,063	1989-90 (559, 504)

Fewest Rushing Attempts, Season

269	1982 (9 games)
375	2019
379	2008
383	2000, 2007
387	1983, 2018

Most Rushing Attempts, Game

69	at Cincinnati	Sept. 3, 1978
60	vs. Oakland	Oct. 20, 1968
57	vs. Seattle	Nov. 5, 1989
56	vs. Houston	Oct. 1, 1961
55	vs. Oakland	Sept. 23, 1979

Fewest Rushing Attempts, Game

9	at Oakland	Nov. 5, 2000
10	vs. Jacksonville	Oct. 7, 2007
10	at Oakland	Dec. 16, 2012
11	at New England	Oct. 11, 1998
11	at New York Jets	Dec. 3, 2017
11	vs. Houston	Oct. 13, 2019
11	vs. Carolina	Nov. 8, 2020

Most Rushing Attempts, Both Teams, Game

103	KC (53) at San Diego (50)	Nov. 12, 1978 (OT)
100	KC (41) vs. Denver (59)	Sept. 24, 1978
100	KC (39) vs. Chicago (61)	Nov. 8, 1981
94	KC (45) at Chicago (49)	Nov. 13, 1977
89	KC (40) vs. Detroit (49)	Nov. 23, 1975

Fewest Rushing Attempts, Both Teams, Game

33	KC (20) at Tampa Bay (13)	Nov. 29, 2020
35	KC (11) vs. Carolina (24)	Nov. 8, 2020
36	KC (19) vs. Philadelphia (17)	Sept. 17, 2017
36	KC (20) at New England (16)	Dec. 17, 2023
38	KC (21) vs. Houston (17)	Dec. 16, 1990
38	KC (25) at Pittsburgh (13)	Sept. 16, 2018

Most Games, 40 or More Rushing Attempts, Season

9	1978
8	1973, 1981
7	1968
6	1962, 1969, 1989

Most Games, 30 or More Rushing Attempts, Season

14	1978
----	------

REGULAR TEAM

13 1971, 1981
11 1969, 1975, 1976, 1980, 1989, 1990, 2005, 2006

Most Consecutive Games, 40 or More Rushing Attempts

4 1968, 1978
3 1962, 1973 (2), 1996

Most Consecutive Games, 30 or More Rushing Attempts

15 1980-81
10 1971
8 1975, 1977-78
7 1972, 1978, 1978-79

YARDS

Most Rushing Yards, Season

2,986 1978
2,633 1981
2,627 2010
2,407 1962
2,395 2012

Most Rushing Yards, Home, Season

1,488 1981
1,468 1962
1,463 2010
1,436 1978
1,390 1961

Most Rushing Yards Per Game, Season

186.6 1978 (2,986 in 16 games)
171.9 1962 (2,407 in 14 games)
164.6 1981 (2,633 in 16 games)
164.2 2010 (2,627 in 16 games)
162.4 1966 (2,274 in 14 games)

Most Rushing Yards Per Game, Home, Season

209.7 1962 (1,468 in 7 games)
198.6 1961 (1,390 in 7 games)
186.0 1981 (1,488 in 8 games)
182.9 2010 (1,463 in 8 games)
179.5 1978 (1,436 in 8 games)

Most Rushing Yards, Consecutive Seasons

5,302 1978-79 (2,986, 2,316)
4,829 1977-78 (1,843, 2,986)
4,671 2004-05 (2,289, 2,382)
4,590 1961-62 (2,183, 2,407)
4,556 2009-10 (1,929, 2,627)

Fewest Rushing Yards, Season

943 1982 (9 games)
1,248 2007
1,254 1983
1,351 2017
1,465 2000
1,468 1986

Fewest Rushing Yards Per Game, Season

78.0 2007 (1,248 in 16 games)
78.4 1983 (1,254 in 16 games)
91.6 2000 (1,465 in 16 games)
91.8 1986 (1,468 in 16 games)
92.9 1985 (1,486 in 16 games)

Most Rushing Yards, Game (All 300+)

398 vs. Houston Oct. 1, 1961
380 at Denver Oct. 23, 1966
352 vs. Indianapolis Dec. 23, 2012
320 vs. Buffalo Sept. 30, 1962
317 at Denver Jan. 3, 2010
313 vs. Cincinnati Oct. 26, 1969
310 vs. Detroit Oct. 14, 1990
302 at Houston Oct. 24, 1965

Fewest Rushing Yards, Game

0 vs. Denver Dec. 19, 1965
10 vs. Jacksonville Oct. 7, 2007
10 at Oakland Dec. 16, 2012
14 at New England Oct. 11, 1998
16 at Denver Dec. 9, 2007

Most Games, 200 or More Rushing Yards

8 1978
6 2010
5 1962
4 1960 1968, 1979, 1981, 2002
3 1961, 1966, 1967, 1991, 2001, 2004, 2012

Most Rushing Yards, Both Teams, Game

519 Kansas City (168) vs. Cleveland (351) Dec. 20, 2009
502 Texans (398) vs. Houston (104) Oct. 1, 1961

479 Kansas City (251) vs. Detroit (228) Nov. 23, 1975
464 Kansas City (165) vs. New Orleans (299) Sept. 26, 1976
459 Kansas City (137) at Cleveland (322) Oct. 30, 1977

Fewest Rushing Yards, Both Teams, Game

75 Kansas City (20) at Houston (55) Sept. 29, 1974
95 Kansas City (43) at New England (52) Dec. 17, 2023
103 Kansas City (46) at Houston (57) Sept. 12, 1993
105 Kansas City (27) vs. Boston (78) Nov. 17, 1968
105 Kansas City (79) at Houston (26) Sept. 26, 1971

Most 10+ Yard Rushes, Season (Since 1990)

73 2002
72 2010
67 2005
64 2001, 2012

Most 10+ Yard Rushes, Game (Since 1990)

11 at Oakland (10 Holmes, 1 Cloud) Dec. 9, 2001
10 at Seattle (9 Holmes, 1 Morton) Nov. 24, 2002
10 vs. Buffalo (7 Charles, 3 Jones) Oct. 31, 2010
9 vs. Detroit (5 Word, 3 Okoye, 1 McNair) Oct. 14, 1990
9 vs. Denver (5 Richardson, 2 Grbac, 1 Alexander, 1 Moreau) Dec. 17, 2000
9 vs. Atlanta (6 Holmes, 2 Blaylock, 1 Hall) Oct. 24, 2004
9 vs. Indianapolis (6 Holmes, 2 Morton, 1 Johnson) Oct. 31, 2004
9 vs. Indianapolis (4 Charles, 4 Hillis, 1 McCluster) Dec. 23, 2012

Highest Rushing Average, Season

5.18 1966 (439-2,274)
5.15 2002 (462-2,378)
5.03 1962 (479-2,407)
4.97 1961 (439-2,183)
4.79 2018 (387-1,855)

Lowest Rushing Average, Season

3.24 1983 (387-1,254)
3.26 2007 (383-1,248)
3.39 1980 (552-1,873)
3.40 1986 (432-1,468)
3.43 1992 (446-1,532)

RUSHING TOUCHDOWNS

Most Rushing Touchdowns, Season

32 2003
31 2004
26 2002, 2005
24 1960

Most Rushing Touchdowns, Consecutive Seasons

*63 2003-04 (32, 31)
58 2002-03 (26, 32)
57 2004-05 (31, 26)
47 1960-61 (24, 23)
44 1961-62 (23, 21)
*NFL RECORD

Fewest Rushing Touchdowns, Season

3 1982 (9 games)
5 2011
6 1972, 2007
7 1987

Most Rushing Touchdowns, Game (Since 1960)

*8 vs. Atlanta Oct. 24, 2004
5 at Denver Oct. 23, 1966
4 14 times; Last vs. Detroit Nov. 1, 2015
*NFL RECORD

Most Rushing Touchdowns, Both Teams, Game

8 Kansas City (3) at Denver (5) Dec. 7, 2003
8 Kansas City (8) vs. Atlanta (0) Oct. 24, 2004
7 Texans (4) vs. Boston (3) Sept. 8, 1962
7 Kansas City (4) at Denver (3) Oct. 10, 1965

PASSING

RATING

Highest Passer Rating, Season

113.8 2018
107.3 2020
104.7 2022
104.4 2019
100.8 2017

Lowest Passer Rating, Season

53.3 1977
54.0 1979

REGULAR TEAM

55.0 1974
55.3 1961
59.2 1978

PASSING ATTEMPTS

Most Passes Attempted, Season

675 2021
651 2022
641 1983
635 2023
630 2020

Most Passes Attempted, Consecutive Seasons

1,326 2021-22(675, 651)
1,305 2020-21 (630, 675)
1,286 2022-23 (651, 635)
1,234 1983-84 (641, 593)
1,206 2019-20 (576, 630)

Fewest Passes Attempted, Season

264 1982 (9 games)
270 1968
289 1970
313 1973
322 1962

Most Passes Attempted, Game

68 vs. Tennessee Nov. 6, 2022
59 at Dallas Nov. 20, 1983
55 at San Diego Oct. 9, 1994
55 at Miami Dec. 12, 1994
54 at Denver Nov. 16, 1986
54 at Denver Oct. 17, 1994
54 at San Diego Sept. 29, 1996
54 vs. San Diego Nov. 24, 1996
54 vs. Buffalo Oct. 10, 2021

Fewest Passes Attempted, Game

3 vs. Oakland Oct. 20, 1968
6 at Oakland Dec. 13, 1969
10 vs. Denver Sept. 24, 1978
11 at Miami Oct. 21, 1974
11 at Oakland Oct. 5, 1980

Most Passes Attempted, Both Teams, Game

100 Kansas City (46) vs. Tampa Bay (54) Oct. 28, 1964
99 Kansas City (38) vs. Jacksonville (61) Oct. 7, 2018
95 KC (54) at San Diego (41) Sept. 29, 1996
95 KC (46) at L.A. Rams (49) Nov. 19, 2018
95 KC (45) vs. Carolina (50) Nov. 8, 2020

Fewest Passes Attempted, Both Teams, Game

26 KC (6) at Oakland (20) Dec. 13, 1969
26 KC (13) at Tampa Bay (13) Dec. 16, 1979
27 KC (14) vs. Houston (13) Sept. 10, 1978

COMPLETIONS

Most Passes Completed, Season

448 2021
435 2022
421 2023
420 2020
385 2018

Most Passes Completed, Consecutive Seasons

883 2021-22 (448, 435)
868 2020-21 (420, 448)
856 2022-23 (435, 421)
798 2019-20 (378, 420)
763 2018-19 (385, 378)

Fewest Passes Completed, Season

145 1982 (9 games)
154 1970
156 1968
173 1973
177 1961

Most Passes Completed, Game (All 35+)

43 vs. Tennessee Nov. 6, 2022
39 at Oakland Nov. 5, 2000
37 at San Diego Oct. 9, 1994
37 at Tampa Bay Nov. 29, 2020
36 at Tennessee Nov. 10, 2019
36 at Las Vegas Nov. 14, 2021
36 at Houston Dec. 18, 2022
35 vs. Baltimore Dec. 9, 2018
35 vs. N.Y. Jets Nov. 1, 2020
35 at Las Vegas Nov. 22, 2020

Fewest Passes Completed, Game

2 vs. Oakland Oct. 20, 1968
2 at Oakland Dec. 13, 1969
5 7 times: Last at Seattle Dec. 17, 1978

Most Passes Completed, Both Teams, Game (All 60+)

67 Kansas City (30) vs. Carolina (37) Nov. 8, 2020
64 Kansas City (33) at L.A. Rams (31) Nov. 19, 2018
64 Kansas City (37) at Tampa Bay (27) Nov. 29, 2020
62 Kansas City (31) at San Diego (31) Dec. 11, 1983
62 Kansas City (23) at Pittsburgh (39) Sept. 16, 2018
62 Kansas City (23) at Tampa Bay (39) Oct. 2, 2022
61 Kansas City (35) at Las Vegas (25) Nov. 14, 2021
60 Kansas City (31) at Minnesota (29) Oct. 8, 2023

Fewest Passes Completed, Both Teams, Game

11 Kansas City (10) vs. San Diego (1) Sept. 20, 1998
12 Kansas City (7) at Tampa Bay (5) Dec. 16, 1979
13 Kansas City (2) at Oakland (11) Dec. 13, 1969
13 Kansas City (8) vs. Boston (5) Oct. 11, 1970
14 Kansas City (2) vs. Oakland (12) Oct. 20, 1968
14 Kansas City (8) at Buffalo (6) Oct. 29, 1973

Most 20+ Yard Completions, Season (Since 1990)

76 2018
73 2022
69 2020
60 2004
59 2000, 2019
58 2021

Most 20+ Yard Completions, Game (Since 1990)

9 vs. St. Louis (6 Grbac, 2 Moon, 1 Morris) Oct. 22, 2000
9 at Denver (9 Cassel) Nov. 14, 2010
9 at L.A. Rams (9 Mahomes) Nov. 19, 2018
8 at Oakland (8 Mahomes) Sept. 15, 2019
8 at Miami (8 Mahomes) Dec. 13, 2020
7 at L.A. Raiders (7 Krieb) Dec. 6, 1992
7 at San Diego (7 Gannon) Nov. 22, 1998
7 at Oakland (7 Grbac) Nov. 5, 2000
7 at Arizona (7 Green) Oct. 21, 2001
7 vs. Indianapolis (7 Green) Oct. 31, 2004
7 at New York Jets (7 Smith) Dec. 3, 2017
7 at Cleveland (7 Mahomes) Nov. 4, 2018
7 at Tampa Bay (7 Mahomes) Nov. 29, 2020
7 at Los Angeles Chargers (7 Mahomes) Dec. 16, 2021
7 at San Francisco (7 Mahomes) Oct. 23, 2022

PASSING YARDS

Most Net Passing Yards, Season

5,062 2022
4,955 2018
4,854 2020
4,791 2021
4,498 2019

Most Net Passing Yards, Consecutive Seasons

9,853 2021-22 (4,791, 5,062)
9,645 2020-21 (4,854, 4,791)
9,453 2018-19 (4,955, 4,498)
9,352 2019-20 (4,498, 4,854)
9,250 2022-23 (5,062, 4,188)

Fewest Net Passing Yards, Season

1,555 1982 (9 games)
1,660 1979
1,719 1970
1,743 1973
1,834 1978

Most Gross Passing Yards, Game (All 400+)

504 at Oakland Nov. 5, 2000
478 at L.A. Rams Nov. 19, 2018
469 at Denver Nov. 14, 2010
462 at Tampa Bay Nov. 29, 2020
446 at Tennessee Nov. 10, 2019
446 vs. N.Y. Jets Nov. 1, 2020
446 vs. Tennessee Nov. 6, 2022
443 at Oakland Sept. 15, 2019
435 vs. Denver Nov. 1, 1964
433 at Tennessee Nov. 10, 2019
432 at Dallas Nov. 20, 1983
424 vs. L.A. Chargers Oct. 22, 2023
423 at San Francisco Oct. 23, 2022
422 at Las Vegas Nov. 14, 2021
412 vs. Denver Dec. 19, 1965
411 at San Diego Dec. 11, 1983
410 at L.A. Chargers Dec. 16, 2021
400 at Green Bay Oct. 12, 2003

Most Net Passing Yards, Game (All 400+)

474 at Oakland Nov. 5, 2000
456 at Tampa Bay Nov. 29, 2020

REGULAR TEAM

448	at L.A. Rams	Nov. 19, 2018
446	vs. N.Y. Jets	Nov. 1, 2020
436	at Oakland	Sept. 15, 2019
433	at Denver	Nov. 14, 2010
433	at Tennessee	Nov. 10, 2019
422	at Las Vegas	Nov. 14, 2021
422	vs. Tennessee	Nov. 6, 2022
417	at San Francisco	Oct. 23, 2022
415	vs. L.A. Chargers	Oct. 22, 2023
410	at L.A. Chargers	Dec. 16, 2021
406	at San Diego	Dec. 11, 1983
400	at Green Bay	Oct. 12, 2003

Fewest Gross Passing Yards, Game

16	vs. Oakland	Oct. 20, 1968
39	vs. Houston	Nov. 15, 1981
42	at Seattle	Sept. 30, 1979
44	at Denver	Oct. 8, 1961
46	at Tampa Bay	Dec. 16, 1979

Fewest Net Passing Yards, Game

-22	vs. Oakland	Nov. 8, 1963
15	at Seattle	Sept. 30, 1979
16	vs. Oakland	Oct. 20, 1968
18	at Denver	Dec. 6, 1970
19	at San Diego	Dec. 12, 2010

Most Net Passing Yards, Both Teams, Game (All 700+)

859	Kansas City (387) vs. Indianapolis (472)	Oct. 31, 2004
827	Kansas City (448) at L.A. Rams (379)	Nov. 19, 2018
798	Kansas City (456) at Tampa Bay (342)	Nov. 29, 2020
782	Kansas City (406) at San Diego (376)	Dec. 11, 1983
764	Kansas City (322) at Pittsburgh (442)	Sept. 16, 2018
760	Kansas City (417) at San Francisco (343)	Oct. 23, 2022
754	Kansas City (249) vs. Houston (505)	Dec. 16, 1990
748	Kansas City (331) at Oakland (417)	Oct. 19, 2017
732	Kansas City (433) at Denver (299)	Nov. 14, 2010
725	Kansas City (378) at Jacksonville (347)	Sept. 8, 2019
724	Kansas City (362) vs. Saint Louis (362)	Oct. 22, 2000
716	Kansas City (474) at Oakland (242)	Nov. 5, 2000

Fewest Net Passing Yards, Both Teams, Game

67	Kansas City (22) at Tampa Bay (45)	Dec. 16, 1979
81	Kansas City (34) vs. Houston (47)	Sept. 10, 1978
88	Kansas City (18) vs. Denver (70)	Dec. 6, 1970
99	Kansas City (48) vs. Cleveland (51)	Oct. 22, 1978
101	Kansas City (-22) vs. Oakland (123)	Nov. 8, 1963

Most Individual 100-Yard Receiving Games, Season

14	2000, 2004
11	1964, 2018
10	2022
9	2017, 2020, 2021
8	1966, 1983

Most Consecutive Individual 100-Yard Receiving Games, Season

7	2000
6	2004, 2020
4	1964, 2016, 2018, 2021
3	1966, 1984, 1992, 1994, 2005, 2007, 2010, 2022 (2 times)
2	1961, 1962, 1963, 1965, 1968, 1969, 1980, 1982, 1983, 1985, 1987, 1988, 1989, 1998, 1999, 2001, 2006, 2007, 2008, 2011, 2017 (3 times), 2018, 2019, 2023

COMPLETION PERCENTAGE

Most Consecutive Seasons Leading League, Completion Percentage

*4 1966-69
*NFL RECORD

Highest Completion Percentage, Season

66.85	(543-363)	2017
66.85	(546-365)	2016
66.82	(651-435)	2022
66.67	(630-420)	2020
66.37	(675-448)	2021

Lowest Completion Percentage, Season

44.36	1961 (399-177)
48.05	1960 (435-209)
48.90	1965 (409-200)
49.33	1986 (521-257)
50.38	1965 (395-199)

PASSING TOUCHDOWNS

Most Passing Touchdowns, Season

50	2018
41	2022
40	2020
37	2021
32	1964

Fewest Passing Touchdowns, Season

7	1978, 1979
8	2012
10	1973, 1982 (9 games)
11	1974, 1977
13	1981

Most Passing Touchdowns, Game

6	vs. Denver	Nov. 1, 1964
6	at Pittsburgh	Sept. 16, 2018
6	at L.A. Rams	Nov. 19, 2018
5	11 times; Last at Arizona	Sept. 11, 2022

Most Passing Touchdowns, Both Teams, Game

10	Kansas City (6) at L.A. Rams (4)	Nov. 19, 2018
9	Kansas City (4) at Denver (5)	Nov. 14, 2010
9	Kansas City (6) at Pittsburgh (3)	Sept. 16, 2018
8	Kansas City (6) vs. Denver (2)	Nov. 1, 1964
8	Kansas City (4) at San Diego (4)	Dec. 11, 1983
8	Kansas City (3) vs. Indianapolis (5)	Oct. 31, 2004
8	Kansas City (3) at Houston (5)	Oct. 8, 2017

SACKS

Most Consecutive Games Without Allowing A Sack

3	1988, 1989, 2000
---	------------------

Most Times Sacked, Season

57	1980
55	2007
53	1975
50	1986
49	2014

Fewest Times Sacked, Season

19	1994
21	1978, 1991, 1995, 2003
22	1990

Most Times Sacked, Game

10	vs. Baltimore	Nov. 2, 1980
9	vs. San Diego	Dec. 2, 2007
8	at Pittsburgh	Dec. 5, 1982
8	vs. L.A. Raiders	Dec. 12, 1982
7	8 times; Last at Green Bay	Sept. 28, 2015

Most Times Sacked, Both Teams, Game

13	Kansas City (2) vs. Cleveland (11)	Sept. 30, 1984
13	Kansas City (6) vs. Houston (7)	Sept. 21, 1986
12	Kansas City (2) vs. Oakland (10)	Sept. 6, 1998
12	Kansas City (9) vs. San Diego (3)	Dec. 2, 2007
12	Kansas City (3) at Oakland (9)	Oct. 13, 2013

INTERCEPTIONS

Most Passes Had Intercepted, Season

27	1961
26	1977
25	1974
24	2001
23	1985, 1989

Fewest Passes Had Intercepted, Season

5	1990, 2019
6	2014
7	2015, 2020
8	1982 (9 games), 2010, 2013, 2016, 2017

Most Passes Had Intercepted, Game

7	vs. Pittsburgh	Oct. 13, 1974
6	at Seattle	Nov. 4, 1984
6	vs. L.A. Raiders	Oct. 20, 1985

Most Passes Had Intercepted, Both Teams, Game

9	Kansas City (3) vs. Miami (6)	Nov. 13, 1966
8	9 times, Last; Kansas City (2) at Oakland (6)	Oct. 23, 2011

PUNTING

Seasons Leading League (Average Distance)

6	1968, 1971-73, 1979, 1984
---	---------------------------

Most Consecutive Seasons Leading League

3	1971-73
---	---------

Most Punts, Season

104	1999
-----	------

REGULAR TEAM

99	1986
98	1984
97	2009
96	2007

Fewest Punts, Season

38	1982 (9 games)
40	2021
45	2018
49	2019
52	2020

Most Punts, Game

11	at N.Y. Jets	Sept. 18, 1965
11	vs. Baltimore	Sept. 2, 1979
11	at San Francisco	Nov. 17, 1985
11	at Cleveland	Nov. 19, 1989
11	vs. San Diego	Nov. 13, 1994
11	at Chicago	Dec. 4, 2011
10	vs. Denver	Oct. 6, 1974
10	at Oakland	Oct. 5, 1980
10	at N.Y. Jets	Oct. 2, 1988
10	at San Diego	Nov. 26, 2000
10	at N.Y. Jets	Dec. 30, 2007
10	at Jacksonville	Sept. 8, 2013

Fewest Punts, Game

0	at L.A. Raiders	Dec. 22, 1991
0	vs. Carolina	Dec. 10, 2000
0	vs. Cincinnati	Oct. 21, 2018
0	at Philadelphia	Oct. 3, 2021

PUNTING AVERAGE

Highest Punting Average Distance, Season

50.42	2022 (53-2,672)
47.05	2023 (59-2,776)
46.83	2012 (83-3,887)
46.70	2021 (40-1,868)
45.89	2011 (89-4,084)

Lowest Punting Average Distance, Season

35.87	1962 (54-1,937)
37.26	2002 (65-2,422)
38.53	1981 (70-2,697)
38.67	1990 (81-3,132)
38.96	2003 (81-3,156)

PUNTS BLOCKED

Most Punts Had Blocked, Season

2	1974, 1975, 1985, 1999
---	------------------------

Most Punts Had Blocked, Game

2	vs. Denver	Oct. 27, 1985
---	------------	---------------

PUNT RETURNS

Seasons Leading League (Average Return)

6	1960, 1968, 1970, 1979-80, 2003
---	---------------------------------

Most Punt Returns, Season (All 50+)

59	2013
58	1979, 1995, 1999
52	2010
50	1981, 2014

Fewest Punt Returns, Season

15	1982 (9 games)
19	2021
22	2018
24	1963, 2004

Most Punt Returns, Game

9	at Oakland	Nov. 15, 2009
8	vs. San Diego	Nov. 10, 1974
8	at St. Louis	Dec. 19, 2010
7	vs. Oakland	Sept. 23, 1979
7	vs. N.Y. Giants	Oct. 21, 1979
7	vs. San Diego	Nov. 13, 1994
7	vs. Detroit	Sept. 26, 1999
7	at Denver	Dec. 5, 1999
7	at Oakland	Oct. 21, 2007
7	at Jacksonville	Sept. 8, 2013
7	at Washington	Dec. 8, 2013

Most Punt Returns, Both Teams, Game

15	Kansas City (6) vs. Baltimore (9)	Sept. 2, 1979
----	-----------------------------------	---------------

PUNT RETURN YARDS

Most Punt Return Yards, Season

706	1999
695	2013
612	1979
605	2014
592	2016

Fewest Punt Return Yards, Season

126	1972
129	1982 (9 games)
150	1971
163	2020
169	2008

Most Punt Return Yards, Game

177	at Washington	Dec. 8, 2013
160	vs. San Diego	Sept. 13, 2010
156	vs. Oakland	Dec. 14, 2014
141	vs. Oakland	Sept. 23, 1979
139	at Denver	Dec. 5, 1999

Highest Punt Return Average, Season

16.42	2003 (33-542)
15.03	1960 (33-496)
15.00	1968 (30-450)
14.80	2016 (40-592)
14.53	1980 (40-581)

Lowest Punt Return Average, Season

4.34	1972 (29-126)
4.55	1971 (33-150)
5.82	2020 (28-163)
6.29	2017 (35-220)
6.50	2008 (26-169)

PUNT RETURN TOUCHDOWNS

Most Punt Return Touchdowns, Season

2	1968, 1979, 1980, 1992, 1999, 2002, 2003, 2013, 2016
1	1960, 1965, 1966, 1987, 1995, 1997, 2006, 2010, 2014, 2017, 2018, 2020

Most Punt Return Touchdowns, Game

1	30 times; Last at Miami	Dec. 13, 2020
---	-------------------------	---------------

Most Punt Return Touchdowns, Both Teams, Game

*2	Kansas City (1) at Buffalo (1)	Sept. 11, 1966
*NFL RECORD		

KICKOFF RETURNS

Most Kickoff Returns, Season

80	2008
77	2009
75	2004
70	1987, 2000
68	2005

Fewest Kickoff Returns, Season

12	2023
25	2020
30	2021
31	1973
34	1982 (9 games)

Most Kickoff Returns, Game

11	vs. Buffalo	Nov. 23, 2008
10	vs. Oakland	Nov. 2, 1967
10	vs. Seattle	Sept. 20, 1987
9	vs. Pittsburgh	Nov. 10, 1985
9	vs. Denver	Dec. 6, 2009

KICKOFF RETURN YARDS

Most Kickoff Return Yards, Season

1,820	2004
1,716	2008
1,666	2009
1,591	2005
1,577	2003

Fewest Kickoff Return Yards, Season

241	2023
646	2020
692	2022
702	2021
722	1992

Most Kickoff Return Yards, Game

REGULAR TEAM

251	at Miami	Dec. 12, 1994
245	at San Diego	Oct. 15, 1967
236	vs. Pittsburgh	Nov. 10, 1985
234	vs. Philadelphia	Oct. 2, 2005
233	vs. San Diego	Nov. 28, 2004

High Kickoff Return Average, Season

29.91	2013 (44-1,316)
28.04	2014 (51-1,430)
27.64	1961 (53-1,465)
26.59	1969 (41-1,090)
25.84	2020 (25-646)

Lowest Kickoff Return Average, Season

16.52	1988 (56-925)
17.04	1990 (46-784)
17.20	1983 (54-929)
17.60	1989 (52-915)
18.51	1992 (39-722)

KICKOFF RETURN TOUCHDOWNS

Most Kickoff Return Touchdowns, Season

2	1987, 1995, 2003, 2004, 2013
1	1961, 1963, 1967, 1969, 1986, 1994, 1996, 1997, 2002, 2005, 2009, 2014, 2016, 2019, 2020

Most Kickoff Return Touchdowns, Game

1	25 times; Last at Denver	Oct. 25, 2020
---	--------------------------	---------------

FUMBLES

Most Fumbles, Season

42	1980
----	------

Fewest Fumbles, Season

7	2002
13	1982 (9 games), 2003
14	2017
15	2010
16	2015

Most Fumbles, Game

9	vs. San Diego	Nov. 15, 1964
9	vs. Houston	Oct. 12, 1969

Most Fumbles, Both Teams, Game

13	Kansas City (9) vs. Houston (4)	Oct. 12, 1969
----	---------------------------------	---------------

Most Fumbles Lost, Season

24	1981, 1987
21	1977
20	1964, 1965

Fewest Fumbles Lost, Season

*2	2002
3	2017
4	1982 (9 games)
6	2003, 2010, 2018
8	1967, 1991, 2008, 2015

*NFL RECORD

Most Fumbles Lost, Game

6	vs. Houston	Oct. 12, 1969
5	vs. Buffalo	Oct. 17, 1965
5	vs. Chicago	Nov. 8, 1981
5	vs. Seattle	Oct. 4, 1998

Most Turnovers, Season

47	1977
46	1981
45	1961
41	1964, 1987, 1989

Fewest Turnovers, Season

11	2017
12	1982 (9 games)
14	2010
15	2002, 2015, 2019
16	2020

Most Turnovers, Game

9	vs. Buffalo	Oct. 17, 1965
9	vs. Pittsburgh	Oct. 13, 1974
8	at Houston	Oct. 16, 1960
8	vs. San Diego	Sept. 20, 1981

Most Turnovers, Both Teams, Game

16	Kansas City (7) vs. Houston (9)	Oct. 12, 1969
----	---------------------------------	---------------

PENALTIES

Fewest Penalties, Season

43	1982 (9 games)
52	1963
56	1964
61	1966
62	1969

Most Penalties, Season

158	1998
137	2018
127	1994
126	1999
122	1996

Fewest Penalties, Game

*0	vs. Buffalo	Oct. 2, 1966
0	vs. Oakland	Dec. 8, 1974
0	vs. Oakland	Dec. 1, 2019
0	vs. Jacksonville	Nov. 13, 2022
1	26 times; Last at Denver	Oct. 25, 2020

*NFL RECORD

Most Penalties, Game

17	at Seattle	Nov. 8, 1998
15	vs. San Diego	Sept. 20, 1998
15	at New England	Sept. 7, 2017
14	at Atlanta	Sept. 18, 1994
14	at Denver	Oct. 17, 1994

Fewest Penalties, Both Teams, Game

2	Kansas City (1) vs. Buffalo (1)	Oct. 2, 1966
2	Kansas City (2) vs. October (0)	Oct. 20, 1968
2	Kansas City (2) vs. Boston (0)	Nov. 17, 1968
2	Kansas City (1) at San Diego (1)	Sept. 14, 1969
2	Kansas City (0) vs. Oakland (2)	Dec. 8, 1974

Most Penalties, Both Teams, Game

30	Kansas City (17) at Seattle (13)	Nov. 8, 1998
27	Kansas City (12) at Oakland (15)	Nov. 7, 2010
26	Kansas City (7) vs. San Diego (19)	Oct. 16, 1997
26	Kansas City (11) vs. Oakland (15)	Dec. 24, 2011
25	Kansas City (11) vs. Denver (14)	Sept. 20, 1993

YARDS PENALIZED

Fewest Yards Penalized, Season

371	1982 (9 games)
515	1974
577	2006
591	1980
602	2001

Most Yards Penalized, Season

1,304	1998
1,152	2018
1,048	1978
1,044	2017
1,035	1997

Fewest Yards Penalized, Game

0	vs. Buffalo	Oct. 2, 1966
0	vs. Oakland	Dec. 8, 1974
0	vs. Oakland	Dec. 1, 2019
0	vs. Jacksonville	Nov. 13, 2022
1	vs. San Diego	Dec. 22, 2002
3	vs. Buffalo	Sept. 11, 2011
5	13 times; Last vs. Houston	Sept. 10, 2020

Most Yards Penalized, Game

154	vs. Oakland	Nov. 1, 1970
152	at Seattle	Nov. 8, 1998
141	at San Diego	Oct. 25, 1987
139	at New England	Sept. 7, 2017
137	vs. Denver	Nov. 16, 1998

Fewest Yards Penalized, Both Teams, Game

10	Kansas City (10) vs. Boston (0)	Nov. 17, 1968
10	Kansas City (0) vs. Oakland (10)	Dec. 8, 1974
10	Kansas City (5) at Denver (5)	Dec. 7, 2008
12	Kansas City (0) vs. Buffalo (12)	Oct. 12, 1966
19	Kansas City (5) vs. Houston (14)	Oct. 12, 1980

Most Yards Penalized, Both Teams, Game

259	Kansas City (141) at San Diego (118)	Oct. 25, 1987
258	Kansas City (126) vs. L.A. Raiders (132)	Sept. 16, 1984
249	Kansas City (154) vs. Oakland (95)	Nov. 1, 1970
248	Kansas City (152) at Seattle (96)	Nov. 8, 1998

REGULAR TEAM

245 Kansas City (117) at Houston (128)

Sept. 9, 1967



REGULAR TEAM DEFENSIVE

SCORING

POINTS

Fewest Points Allowed, Season

170	1968
177	1969
184	1982 (9 games)
192	1973
208	1971

Lowest Scoring Average, Season

12.1	1968 (170 in 14 games)
12.6	1969 (177 in 14 games)
13.7	1973 (192 in 14 games)
14.5	1997 (232 in 16 games)
14.9	1971 (208 in 14 games)

Most Points Allowed, Season

440	2008
435	2004
425	2012
424	2009
421	2009

Highest Scoring Average, Season

27.5	2008 (440 in 16 games)
27.2	2004 (435 in 16 games)
26.9	1976 (376 in 14 games)
26.6	2012 (425 in 16 games)
26.5	2009 (424 in 16 games)

Most Points Allowed, Game

54	vs. Buffalo	Nov. 23, 2008
54	at L.A. Rams	Nov. 19, 2018
51	at Seattle	Nov. 27, 1983 (OT)
50	at Buffalo	Oct. 3, 1976
49	at Oakland	Nov. 5, 2000
49	at Denver	Nov. 14, 2010

Most First-Half Points Allowed, Game

35	at San Diego	Oct. 25, 1987
35	at Denver	Nov. 14, 2010
34	vs. Seattle	Dec. 11, 1977
31	Seven times, last at Pittsburgh	Oct. 15, 2006

Fewest First-Half Points Allowed, Season

74	1969
95	1982 (9 games)
97	1965
101	1973
103	1968

Most First-Quarter Points Allowed, Season

101	1998
95	1976, 2012
93	2009
88	1987

Fewest First-Quarter Points Allowed, Season

29	1963, 1969
30	1973
32	1970
33	1965, 1966
37	1984

Most First-Quarter Points Allowed, Game

31	at Buffalo	Sept. 13, 1962
22	at Pittsburgh	Oct. 2, 2016
21	at Denver	Nov. 16, 1986
21	at Denver	Nov. 14, 2010
17	vs. Oakland	Nov. 23, 1967
17	at Denver	Oct. 27, 1996
17	vs. Pittsburgh	Sept. 14, 2003
17	at Denver	Sept. 26, 2005
17	vs. San Diego	Sept. 30, 2012

Most Second-Quarter Points Allowed, Season

152	2004
141	2008
135	1985, 2021
133	1999

Fewest Second-Quarter Points Allowed, Season

45	1969
55	1979, 1982 (9 games)
57	1968, 1992
59	1995
64	1965

Most Second-Quarter Points Allowed, Game

28	vs. San Diego	Nov. 15, 1964
28	vs. Oakland	Oct. 16, 1966
28	at Baltimore	Dec. 21, 1980
28	at Seattle	Nov. 4, 1984
28	at Seattle	Sept. 11, 1988
24	at Oakland	Nov. 3, 1968

Most Third-Quarter Points Allowed, Season

106	2008, 2012
103	2001
100	2009
98	1975, 2018
95	2011

Fewest Third-Quarter Points Allowed, Season

22	1971
28	2020
29	1995
31	1982 (9 games)
34	1974

Most Third-Quarter Points Allowed, Game

28	at Houston	Oct. 24, 1965
22	at Boston	Nov. 18, 1960
21	Nine times; Last at Baltimore	Sept. 13, 2009

Most Fourth-Quarter Points Allowed, Season

147	2020
139	1961
136	2018
130	1983, 2002
129	2004

Fewest Fourth-Quarter Points Allowed, Season

27	1968
44	1997
51	2014
54	2013
56	1973

Most Fourth-Quarter Points Allowed, Game

24	at New Orleans	Sept. 8, 1985
22	vs. Denver	Nov. 1, 1964
21	13 times; Last at Houston	Oct. 8, 2017

Most Second-Half Points Allowed, Game

38	at Houston	Oct. 24, 1965
37	at Seattle*	Nov. 27, 1983
35	vs. San Diego	Oct. 20, 1963
35	vs. Pittsburgh	Nov. 7, 1976
31	at Miami	Sept. 22, 1985
31	at Miami	Dec. 12, 1994
31	vs. San Diego	Nov. 24, 2013
31	at L.A. Rams	Nov. 19, 2018

*Includes three in OT

Fewest Second-Half Points Allowed, Season

67	1968
89	1982 (9 games)
91	1973, 1997
96	1971
101	1972

TOUCHDOWNS

Fewest Touchdowns Allowed, Season

18	1968
21	1969, 1971
22	1973, 1982

Most Touchdowns Allowed, Season

53	2004
51	1976, 2018
49	2008
48	2009

Most Touchdowns Allowed, Game

7	at Buffalo	Oct. 3, 1976
7	at Oakland	Nov. 5, 2000
7	at Denver	Nov. 14, 2010
7	at Los Angeles Rams	Nov. 19, 2018
6	16 times; Last at Pittsburgh	Oct. 2, 2016

NOTABLE GAMES

Most Shutouts, Season

3	1960
2	1967, 1969

Most Consecutive Shutouts

2	1960	Dec. 4-11, 1960
---	------	-----------------

REGULAR TEAM DEFENSIVE

Most Games Allowed 10 Points or Less, Season

9	1968
7	1969
6	1973, 1979, 1990, 1995

Most Consecutive Games Allowed 10 Points or Less, Season

5	1968
3	1960, 1968, 1979, 1995, 1997, 2021

Largest Opponent Comeback Victories

	Opponent	Deficit	Final	Date
21	vs. Tampa Bay	24-3	27-30 (OT)	Nov. 2, 2008
18	vs. Philadelphia	24-6	31-37	Oct. 2, 2005
18	vs. San Diego	21-3	21-22	Dec. 14, 2008
17	at Houston	17-0	36-38	Oct. 24, 1965
17	vs. L.A. Raiders	17-0	17-24	Oct. 5, 1986
17	at Chicago	17-0	27-28	Nov. 13, 1977
17	at San Diego	34-17	37-38	Nov. 22, 1998
17	vs. Oakland	17-0	38-41 (OT)	Jan. 2, 2000

FIRST DOWNS

Fewest First Downs Allowed, Season

170	1982 (9 games)
181	1969
207	1965
209	1973

Most First Downs Allowed, Season

419	2018
367	2002
363	2021
353	2020
352	2017

Fewest First Downs Allowed, Game

5	vs. Oakland	Dec. 7, 1997
6	at Boston	Sept. 21, 1969
6	vs. Boston	Oct. 11, 1970
6	at Chicago	Dec. 29, 1990
7	10 times; Last at Washington	Oct. 18, 2009

Most First Downs Allowed, Game

35	vs. San Diego	Oct. 19, 1986
35	vs. Houston	Oct. 13, 2019
34	at Denver	Nov. 18, 1974
34	at Cleveland	Oct. 30, 1977

FIRST DOWNS RUSHING

Fewest Rushing First Downs Allowed, Season

52	1968
53	1969
69	1965, 1982

Most Rushing First Downs Allowed, Season

169	1977
162	1988
161	1976

Fewest Rushing First Downs Allowed, Game

*0	vs. Houston	Dec. 4, 1960
0	vs. Buffalo	Dec. 3, 1967
0	at Denver	Oct. 3, 1971
0	at Oakland	Dec. 3, 1995
0	vs. Oakland	Dec. 7, 1997
0	vs. St. Louis	Dec. 8, 2002
0	vs. N.Y. Jets	Sept. 11, 2005
1	21 times; Last at Jacksonville	Sept. 17, 2023

Most Rushing First Downs Allowed, Game

21	vs. Pittsburgh	Nov. 7, 1976
20	at Oakland	Dec. 28, 2002
19	at Cleveland	Oct. 30, 1977

FIRST DOWNS PASSING

Fewest Passing First Downs Allowed, Season

92	1982 (9 games)
95	1973
111	1969, 1970

Most Passing First Downs Allowed, Season

247	2018
227	2002
209	2016, 2021
207	2022

Fewest Passing First Downs Allowed, Game

*0	at Houston	Oct. 9, 1988
0	vs. San Diego	Sept. 20, 1998
2	8 times; Last at Denver	Jan. 1, 2012

Most Passing First Downs Allowed, Game

25	at Denver	Nov. 18, 1974
25	at Denver	Nov. 14, 2010
25	at Pittsburgh	Sept. 16, 2018
23	at Oakland	Oct. 19, 2017
23	at L.A. Chargers	Sept. 9, 2018
23	at Tampa Bay	Oct. 2, 2022

FIRST DOWNS BY PENALTY

Fewest Penalty First Downs Allowed, Season

9	1982 (9 games)
10	1964
13	1980
14	1992
16	1867, 1976, 2008

Most Penalty First Downs Allowed, Season

56	1998
43	2018
40	2004
39	2019
38	2020

Most Penalty First Downs Allowed, Game

7	2 times; Last N.Y. Jets	Dec. 11, 2011
6	13 times; Last at Cincinnati	Jan. 2, 2022

NET YARDS ALLOWED PASSING AND RUSHING

Fewest Yards Allowed, Season

2,732	1982 (9 games)
3,163	1969
3,575	1973
3,667	1970
3,761	1965

Most Yards Allowed, Season

6,488	2018
6,291	2008
6,272	2021
6,248	2002
6,211	2009

Fewest Yards Allowed, Game

82	at Boston	Sept. 21, 1969
89	vs. Seattle	Dec. 24, 1995
93	vs. Oakland	Dec. 7, 1997
101	vs. Houston	Oct. 12, 1969
105	vs. Boston	Dec. 14, 1963
105	vs. Boston	Oct. 11, 1970

Most Yards Allowed, Game

563	vs. Houston	Dec. 16, 1990
542	at N.Y. Jets	Oct. 2, 1988 (OT)
542	at Tennessee	Dec. 13, 2004
541	at L.A. Chargers	Sept. 9, 2018
539	at Oakland	Nov. 3, 1968
539	vs. Oakland	Oct. 3, 1977

PLAYS

Fewest Plays Allowed, Season

557	1982 (9 games)
788	1969
813	1971
843	1967
846	1962

Most Plays Allowed, Season

1,159	1984
1,126	1985
1,109	2018
1,101	1981
1,098	1986

Fewest Plays Allowed, Game

39	vs. Houston	Oct. 22, 1967
39	vs. Oakland	Dec. 7, 1997
41	at Boston	Sept. 21, 1969
41	at Baltimore	Oct. 4, 2004

REGULAR TEAM DEFENSIVE

Most Plays Allowed, Game

97	at N.Y. Jets	Oct. 2, 1988 (OT)
95	vs. San Diego	Oct. 19, 1986
91	vs. Chicago	Nov. 8, 1981
90	vs. San Diego	Dec. 22, 1985
89	at Oakland	Oct. 5, 1980

RUSHING

RUSHING ATTEMPTS

Fewest Rushing Attempts Allowed, Season

280	1982 (9 games)
314	1969
343	1967
351	1962
353	166

Most Rushing Attempts Allowed, Season

632	1977
609	1988
602	1978
562	1975
555	1976

Fewest Rushing Attempts Allowed, Game

6	at Tampa Bay	Oct. 2, 2022
9	at Oakland	Dec. 5, 2004
11	at New Orleans	Sept. 4, 1994
11	at Oakland	Dec. 3, 1995
11	vs. Oakland	Dec. 10, 2017

Most Rushing Attempts Allowed, Game

65	at Buffalo	Oct. 29, 1973
62	at Tampa Bay	Dec. 16, 1979
61	at Oakland	Dec. 8, 1973
61	vs. Chicago	Nov. 8, 1981
60	at Oakland	Dec. 28, 2022

RUSHING YARDS

Fewest Rushing Yards Allowed, Season

980	1960
1,065	1982 (9 games)
1,091	1969
1,250	1962
1,266	1968

Fewest Rushing Yards Per Game Allowed, Season

70.0	1960 (980 in 14 games)
77.9	1969 (1,091 in 14 games)
82.9	1995 (1,327 in 16 games)
89.3	1962 (1,250 in 14 games)
90.4	1968 (1,266 in 14 games)

Most Rushing Yards Allowed, Season

2,971	1977
2,861	1976
2,724	1975
2,592	1988
2,543	2008

Most Rushing Yards Per Game Allowed, Season

212.2	1977 (2,971 in 14 games)
204.4	1976 (2,861 in 14 games)
194.6	1975 (2,724 in 14 games)
162.0	1988 (2,592 in 16 games)
158.9	2008 (2,543 in 16 games)

Fewest Rushing Yards Allowed, Game

3	at San Diego	Nov. 19, 1961
3	at Tampa Bay	Oct. 2, 2022
8	at Oakland	Dec. 3, 1995
12	Tampa Bay	Sept. 13, 1981
14	at Tampa Bay	Oct. 31, 1976

Most Rushing Yards Allowed, Game

351	vs. Cleveland	Dec. 20, 2009
332	vs. Tennessee	Oct. 19, 2008
330	vs. Pittsburgh	Nov. 7, 1976
322	at Cleveland	Oct. 30, 1977
300	vs. Oakland	Sept. 14, 2008

Fewest Individual 100-Yard Games Allowed, Season

0 1960, 1969, 1971, 1981, 1995

Most Individual 100-Yard Games Allowed, Season

9	2003
8	1976, 2007

RUSHING TOUCHDOWNS

Fewest Rushing Touchdowns Allowed, Season

4	1968, 2014
5	2016
6	1969, 1971
7	1982 (9 games), 1995, 2013, 2015

Most Rushing Touchdowns Allowed, Season

25	2008
24	1975, 1976
23	1977, 1988

Most Rushing Touchdowns Allowed, Game

5	vs. Pittsburgh	Nov. 7, 1976
5	at Denver	Dec. 7, 2003
4	9 times; Last vs Cleveland	Sept. 12, 2021

PASSING

ATTEMPTS

Fewest Pass Attempts Allowed, Season

262	1982 (9 games)
324	1973
325	1975
333	1977
365	1978

Most Pass Attempts Allowed, Season

632	2018
619	2022
616	2002
610	2021
607	2015

Fewest Pass Attempts Allowed, Game

8	vs. Denver	Nov. 13, 2011
9	at N.Y. Jets	Nov. 7, 1971
9	vs. Oakland	Dec. 8, 1974
10	vs. L.A. Raiders	Sept. 16, 1973
10	at San Diego	Dec. 18, 1988

Most Pass Attempts Allowed, Game

65	vs. San Diego	Oct. 19, 1986
61	vs. Seattle	Sept. 29, 1985
61	vs. Jacksonville	Oct. 7, 2018
60	at Oakland	Oct. 5, 1980
60	at Pittsburgh	Sept. 16, 2018

COMPLETIONS

Fewest Pass Completions Allowed, Season

155	1982 (9 games)
157	1973
175	1977
186	1972, 1975
195	1970

Most Pass Completions Allowed, Season

408	2022
406	2018
403	2002
401	2021
358	2000

Fewest Pass Completions Allowed, Game

1	vs. San Diego	Sept. 20, 1998
2	vs. Denver	Nov. 13, 2011
3	vs. Houston	Oct. 22, 1967
3	at N.Y. Jets	Nov. 7, 1971
3	vs. Oakland	Dec. 8, 1974

Most Pass Completions Allowed, Game

39	at New England	Sept. 22, 2002
39	at Pittsburgh	Sept. 16, 2018
39	at Tampa Bay	Oct. 2, 2022
37	vs. San Diego	Dec. 22, 1985
37	vs. San Diego	Oct. 19, 1986
37	vs. New Orleans	Oct. 23, 2016
37	vs. Carolina	Nov. 8, 2020

PASSING YARDS

Fewest Net Passing Yards Allowed, Season

1,619	1973
1,667	1982 (9 games)
2,010	1970
2,022	1977

REGULAR TEAM DEFENSIVE

2,072 1969

Most Net Passing Yards Allowed, Season

4,374 2018
4,273 2021
4,203 2004
4,181 2002
3,962 2013

Fewest Net Passing Yards Allowed, Game

-19 vs. San Diego Sept. 20, 1998
9 vs. N.Y. Jets Nov. 7, 1971
12 vs. Oakland Dec. 8, 1974
17 vs. Cincinnati Oct. 13, 1968
24 at Houston Oct. 9, 1988

Most Net Passing Yards Allowed, Game

505 vs. Houston Dec. 16, 1990
472 vs. Indianapolis Oct. 31, 2004
469 at Oakland Nov. 3, 1968
459 at Denver Nov. 18, 1974
442 at Pittsburgh Sept. 16, 2018

Fewest Individual 300-Yard Games Allowed, Season

0 1962, 1966, 1970, 1971, 1972, 1973, 1977, 1978, 1988, 1997, 2000, 2010, 2014, 2023

Most Individual 300-Yard Games Allowed, Season

8 2002

PASSING TOUCHDOWNS

Fewest Passing Touchdowns Allowed, Season

10 1969
11 1971, 1973
12 1982 (9 games), 1988

Most Passing Touchdowns Allowed, Season

33 2022
32 2004
30 2018
29 2012, 2020

Most Passing Touchdowns Allowed, Game

5 at Houston Oct. 24, 1965
5 vs. Indianapolis Oct. 31, 2004
5 at Denver Nov. 14, 2010
5 vs. Denver Dec. 1, 2013
5 at Green Bay Sept. 28, 2015
5 at Pittsburgh Oct. 2, 2016
5 at Houston Oct. 8, 2017
4 20 times; Last at Denver Dec. 11, 2022

SACKS

Seasons Leading League in Sacks

4 1960, 1965, 1969, 1990

Most Sacks, Season

60.0 1990
57.0 2023
55.0 2022
54.0 1997
52.0 2018

Fewest Sacks, Season

*10.0 2008
15.0 1982 (9 games)
22.0 1976, 2009
23.0 1988
*NFL RECORD

Most Sacks, Game

11.0 vs. Cleveland Sept. 30, 1984
10.0 vs. Oakland Sept. 6, 1998
9.0 at Buffalo Nov. 2, 1969
9.0 vs. Seattle Nov. 11, 1990
9.0 vs. Oakland Oct. 13, 2013
9.0 at Denver Oct. 17, 2019

Most Opponents Yards Lost Attempting to Pass, Season

439 1968
421 1990
419 1969
391 1992
388 2022

Fewest Opponents Yards Lost Attempting to Pass, Season

62 2008

120 1982 (9 games)
137 2009
157 1988
161 2012

INTERCEPTIONS BY

Most Consecutive Seasons Leading League in Interceptions

5 1966-70

Most Passes Intercepted By, Season

37 1968
33 1966
32 1960, 1962, 1969

Fewest Passes Intercepted By, Season

6 2014
7 2012
8 2023
11 1987, 2022

Most Passes Intercepted By, Game

7 at San Diego Dec. 8, 1968
6 8 times; Last vs. New York Jets Sept. 25, 2015

Most Consecutive Games, One or More Interceptions By

23 1967-69
18 1966-67
16 1982-83
15 1985-86
13 1980-81

INTERCEPTION RETURNS

Most Yards Returning Interceptions, Season

596 1969
578 1967
567 1986
531 1974
488 2013

Fewest Yards Returning Interceptions, Season

69 2023
95 2014
119 2012
124 2006
133 1989

Most Yards Returning Interceptions, Game

188 vs. N.Y. Titans Dec. 17, 1961
168 at San Diego Dec. 8, 1968
162 at Oakland Dec. 6, 2015
142 vs. L.A. Raiders Oct. 28, 1991
136 vs. Seattle Dec. 11, 1977

Most Touchdowns Returning Interceptions, Season

6 1992
5 1972, 1974, 1999, 2013
4 1960, 1967, 1986, 1997, 2015, 2016

Most Touchdowns Returning Interceptions, Game

2 vs. N.Y. Titans Dec. 17, 1961
2 vs. Boston Oct. 3, 1965
2 at Denver Oct. 1, 1972
2 vs. Denver Dec. 3, 1972
2 vs. N.Y. Jets Sept. 15, 1974
2 at Denver Dec. 19, 1982
2 vs. San Diego Oct. 19, 1986
2 vs. Denver Dec. 27, 1992
2 at Baltimore Oct. 21, 1999
2 at Denver Jan. 3, 2010
2 at Oakland Oct. 23, 2011

Most Touchdowns Returning Interceptions, Both Teams, Game

*4 Kansas City (0) at Seattle (4) Nov. 4, 1984
3 Kansas City (2) vs. San Diego (1) Oct. 19, 1986
*NFL RECORD

OPPONENTS INTERCEPTIONS

Most Yards, Interception Returns Opponents, Season

683 1984

Most Yards Interception Returns, Opponent, Game

*325 at Seattle Nov. 4, 1984
*NFL RECORD

REGULAR TEAM DEFENSIVE

Most Touchdowns Returning Interceptions Opponents, Season

7 1984

Most Touchdowns Returning Interceptions Opponent, Game

*4 at Seattle

Nov. 4, 1984

*NFL RECORD

PUNTING

Most Opponents Punts, Season

102 1995
98 1999
91 1984
89 2010
88 1979

Fewest Opponents Punts, Season

37 1982 (9 games)
50 2008
52 2018, 2021
56 1987

Lowest Opponents Average Distance, Season

37.0 1986 (83-3,067)
37.3 1960 (78-2,911)
37.4 1990 (72-2,692)
38.8 1979 (88-3,412)
38.9 1981 (80-3,109)

Highest Opponents Average Distance, Season

48.1 2021 (52-2,502)
47.6 2011 (68-3,240)
47.6 2022 (83-3,951)
47.4 2014 (78-3,700)
46.8 2012 (74-3,466)

Most Opponents Punts Blocked, Season

6 1990
3 1963, 1966, 1982, 1986

Most Opponents Punts Blocked, Game

3 vs. Denver Dec. 8, 1963
2 at Seattle Sept. 30, 1979
2 vs. Cleveland Sept. 30, 1990

PUNT RETURNS

Fewest Opponents Punt Returns, Season

15 2020
17 2018, 2021
19 2019
20 1961, 2023
22 1982, 2022

Most Opponents Punt Returns, Season

60 1984
55 1974
54 1983
52 1986
51 1970

Most Opponents Punt Returns, Game

9 vs. Baltimore Spet. 2, 1979
8 vs. Denver Oct. 6, 1974
8 at Cincinnati Nov. 24, 1974

Fewest Punt Return Yards Allowed, Season

84 2021
89 2019
97 2018
119 2020
157 1960, 2016

Most Punt Return Yards Allowed, Season

703 1977
634 1974
572 1986
559 1983, 2000

Most Punt Return Yards Allowed, Game

151 at San Diego Sept. 26, 1965

Lowest Punt Return Average Allowed, Season

4.68 2019 (19-89)
4.94 2021 (17-84)

5.23 2016 (30-157)
5.71 2018 (17-97)
5.81 1960 (27-157)

Highest Punt Returns Average Allowed, Season

15.36 1982 (22-338) (9 games)
14.06 1977 (50-703)
13.97 1975 (36-503)
13.83 1965 (29-401)
13.41 2012 (27-362)

Most Punt Returns Touchdowns Allowed, Season

2 1965, 1982, 1990, 2004, 2012

KICKOFF RETURNS

Fewest Opponents Kickoff Returns, Season

11 2023
23 2020
25 2011, 2017
27 2012

Most Opponents Kickoff Returns, Season

88 2002
87 2003
85 2004
84 1966
83 2005

Fewest Kickoff Return Yards Allowed, Season

311 2023
486 2017
549 2020
605 2011
658 2021

Most Kickoff Return Yards Allowed, Season

2,053 2005
2,045 1966
2,043 2003
1,908 2004
1,880 2002

Most Kickoff Return Yards Allowed, Game

289 at Denver Sept. 7, 1963
278 at Houston Nov. 20, 2005
278 vs. Cleveland Dec. 20, 2009
267 vs. St. Louis Oct. 22, 2000
254 vs. Tampa Bay Nov. 2, 2008

Lowest Kickoff Return Average Allowed, Season

17.17 1990 (81-1,391)
18.00 1986 (71-1,278)
18.80 1992 (64-1,203)
18.90 1982 (42-794)
19.06 1981 (68-1,296)

Highest Kickoff Return Average Allowed, Season

28.27 2023 (11-311)
25.78 1973 (40-1,031)
25.56 2012 (27-690)
25.17 1972 (43-1,083)
25.07 1970 (45-1,128)

Most Kickoff Return Touchdowns Allowed, Season

2 1988, 1989, 2009

BLOCKED FIELD GOALS

Most Blocked Field Goals, Season

6 1960
5 1966
4 1962, 1965, 1973
3 1963, 1967, 1996
2 1982 (9 games), 1986, 1992, 1993, 2003

Most Blocked Field Goals, Game

3 at San Diego Oct. 15, 1967
2 vs. Buffalo Dec. 18, 1960
2 at Oakland Nov. 3, 1963
2 at Oakland Sept. 18, 1966
2 at San Diego Oct. 15, 1967
2 at Green Bay Oct. 4, 1973
2 at San Diego Oct. 17, 1993
2 at San Diego Nov. 30, 2003

REGULAR TEAM DEFENSIVE

FUMBLES

Fewest Opponents Fumbles, Season

16 1971, 2020, 2022
17 2014
18 1984, 2011

Fewest Opponents Fumbles Recovered, Season

6 1971, 2011, 2012, 2020
7 2015, 2019

Most Opponents Fumbles, Season

42 1981
40 1975
39 1977
38 1990
36 1994, 1998

Most Opponents Fumbles Recovered, Season

26 1994
25 1990
23 1977
22 1975
21 1981, 1983

TURNOVERS

Fewest Opponents Turnovers, Season

13 2012
14 2014

17 2023
20 2022
21 2004

Most Opponents Turnovers, Season

51 1983
49 1967, 1968, 1986
48 1960, 1962

Most Opponents Turnovers, Game

9 vs. Houston Oct. 28, 1962
9 vs. Houston Oct. 12, 1969
9 vs. St. Louis Oct. 2, 1983
8 at Cleveland Oct. 8, 1972
8 at Oakland Oct. 5, 1980
8 vs. N.Y. Jets Sept. 25, 2016

Best Turnover Ratio, Season

26 1990 (45 takes/19 gives)
22 1967 (49 takes/27 gives)
22 1968 (49 takes/27 gives)
21 1999 (45 takes/24 gives)
18 1992 (39 takes/21 gives)
18 2013 (36 takes/18 gives)

Worst Turnover Ratio, Season

-24 2012 (13 takes/37 gives)
-13 1987 (28 takes/41 gives)
-11 2007 (22 takes/33 gives)
-11 2023 (17 takes/28 gives)
-8 1989 (33 takes/41 gives)

REGULAR OPPONENT INDIVIDUAL

SINGLE GAME

PASSING

Pass Attempts (All 50+)

61	Blake Bortles, Jacksonville	Oct. 7, 2018
60	Ben Roethlisberger, Pittsburgh	Sept. 16, 2018
58	Mark Hermann, San Diego	Dec. 22, 1985
56	Kyle Orton, Denver	Jan. 3, 2010
56	Derek Carr, Oakland	Dec. 14, 2014
55	Rich Gannon, Oakland	Oct. 27, 2002
54	Steve DeBerg, Tampa Bay	Oct. 28, 1984
54	Tom Brady, New England	Sept. 22, 2002
52	Jim Plunkett, Oakland	Oct. 5, 1980
52	Derek Carr, Oakland	Oct. 19, 2017
52	Philip Rivers, L.A. Chargers	Nov. 18, 2019
52	Tom Brady, Tampa Bay	Oct. 2, 2022
51	Philip Rivers, L.A. Chargers	Sept. 9, 2018
50	Brian Griese, Denver	Oct. 20, 2002

Pass Completions (All 32+)

39	Tom Brady, New England	Sept. 22, 2002
39	Ben Roethlisberger, Pittsburgh	Sept. 16, 2018
39	Tom Brady, Tampa Bay	Oct. 2, 2022
37	Mark Hermann, San Diego	Dec. 22, 1985
37	Drew Brees, New Orleans	Oct. 23, 2016
36	Teddy Bridgewater, Carolina	Nov. 8, 2020
35	Rich Gannon, Oakland	Oct. 27, 2002
34	Jim Plunkett, Oakland	Sept. 12, 1985
34	Philip Rivers, San Diego	Dec. 14, 2008
34	Philip Rivers, L.A. Chargers	Sept. 9, 2018
33	Drew Bledsoe, New England	Dec. 4, 2000
33	Donovan McNabb, Philadelphia	Oct. 2, 2005
33	Blake Bortles, Jacksonville	Oct. 7, 2018
33	Derek Carr, Las Vegas	Dec. 12, 2021
33	Justin Herbert, L.A. Chargers	Sept. 15, 2022
32	Jay Cutler, Denver	Dec. 7, 2008
32	Ben Roethlisberger, Pittsburgh	Nov. 22, 2009
32	Kyle Orton, Denver	Jan. 3, 2010
32	Jalen Hurts, Philadelphia	Oct. 3, 2021

Passing Yards (All 400+)

527	Warren Moon, Houston	Dec. 16, 1990
472	Peyton Manning, Indianapolis	Oct. 31, 2004
452	Ben Roethlisberger, Pittsburgh	Sept. 16, 2018
446	Joe Burrow, Cincinnati	Jan. 2, 2022
445	Charley Johnson, Denver	Nov. 18, 1974
431	Kyle Orton, Denver	Jan. 3, 2010
430	Blake Bortles, Jacksonville	Oct. 7, 2018
426	Billy Volek, Tennessee	Dec. 13, 2004
424	Philip Rivers, L.A. Chargers	Sept. 9, 2018
417	Derek Carr, Oakland	Oct. 19, 2017
413	Pete Beathard, Houston	Sept. 9, 1968
413	Jared Goff, L.A. Rams	Nov. 19, 2018
410	Tom Brady, New England	Sept. 22, 2002
403	Peyton Manning, Denver	Dec. 1, 2013
400	John Elway, Denver	Dec. 6, 1998

Touchdown Passes

5	George Blanda, Houston	Oct. 24, 1965
5	Peyton Manning, Indianapolis	Oct. 31, 2004
5	Peyton Manning, Denver	Dec. 1, 2013
5	Aaron Rodgers, Green Bay	Sept. 28, 2015
5	Ben Roethlisberger, Pittsburgh	Oct. 2, 2016
5	Deshaun Watson, Houston	Oct. 8, 2017

Interceptions Thrown

6	George Blanda, Houston	Oct. 28, 1962
6	John Hadl, San Diego	Dec. 8, 1968
6	Ryan Fitzpatrick, N.Y. Jets	Sept. 25, 2016
5	John Hadl, San Diego	Dec. 16, 1962
5	Babe Parilli, Boston	Dec. 14, 1963
5	George Blanda, Houston	Oct. 4, 1964
5	Pete Beathard, Houston	Oct. 12, 1969
5	Marty Domres, San Diego	Nov. 9, 1969
5	Alan Pastrana, Denver	Dec. 6, 1970
5	James Harris, San Diego	Nov. 26, 1978
5	Jim Plunkett, Oakland	Oct. 5, 1980
5	Jim Zorn, Seattle	Nov. 9, 1980
5	Dave Krieg, Seattle	Dec. 9, 1984
5	John Elway, Denver	Dec. 14, 1985

Long Pass (All 80+)

90	N. Johnson to R. Upchurch, Denver	Sept. 21, 1975
89	J. Kemp to E. Dubenion, Buffalo	Oct. 13, 1963
87	S. McNair to M. Clayton, Baltimore	Dec. 10, 2006
87	M. Hasselbeck to B. Obomanu, SEA	Nov. 28, 2010
82	J. Lee to A. Denson, Denver	Nov. 1, 1964
82	D. Lamonica to F. Biletnikoff, Oakland	Nov. 3, 1968
82	B. Griese to S. Sharpe, Denver	Oct. 20, 2002
80	J. Lee to B. Groman	Oct. 22, 1961
80	S. Wyche to B. Trumpy	Sept. 28, 1969

RECEIVING

Pass Receptions

16	Troy Brown, New England	Sept. 22, 2002
14	Kellen Winslow, San Diego	Dec. 11, 1983
14	Jabar Gaffney, Denver	Jan. 3, 2010
13	Joe Washington, Baltimore	Sept. 2, 1979
13	Terrance Mathis, Atlanta	Sept. 18, 1994
13	Tim Brown, Oakland	Oct. 27, 2002
13	Steven Jackson, St. Louis	Nov. 5, 2006
13	Hunter Renfrow, Las Vegas	Dec. 12, 2021

Receiving Yards (All 200+)

266	Ja'Marr Chase, Cincinnati	Jan. 2, 2022
250	Miles Austin, Dallas	Oct. 11, 2009
245	Haywood Jeffires, Houston	Dec. 16, 1990
233	Drew Bennett, Tennessee	Dec. 13, 2004
232	Lance Alworth, San Diego	Oct. 20, 1963
214	Shannon Sharpe, Denver	Oct. 20, 2002
213	Jabar Gaffney, Denver	Jan. 3, 2010
210	Amari Cooper, Oakland	Oct. 19, 2017
203	Don Maynard, N.Y. Jets	Sept. 15, 1968

Touchdown Receptions

4	Eric Decker, Denver	Dec. 1, 2013
3	Bob Chandler, Buffalo	Oct. 3, 1976
3	Kellen Winslow, San Diego	Dec. 11, 1983
3	Shannon Sharpe, Denver	Dec. 12, 1993
3	Marvin Harrison, Indianapolis	Dec. 15, 1996
3	Drew Bennett, Tennessee	Dec. 13, 2004
3	Antonio Gates, San Diego	Oct. 30, 2005
3	Randall Cobb, Green Bay	Sept. 28, 2015
3	DeAndre Hopkins, Houston	Oct. 8, 2017
3	Ja'Marr Chase, Cincinnati	Jan. 2, 2022
3	Jerry Jeudy, Denver	Dec. 11, 2022

RUSHING

Rushing Attempts

39	O.J. Simpson, Buffalo	Oct. 29, 1973
39	Ricky Bell, Tampa Bay	Dec. 16, 1979
39	Marion Butts, San Diego	Dec. 17, 1989
38	Earl Campbell, Houston	Oct. 12, 1980
36	Joe Cribbs, Buffalo	Dec. 4, 1983
35	Jerome Bettis, L.A. Rams	Sept. 25, 1994

Rushing Yards (All 200+)

286	Jerome Harrison, Cleveland	Dec. 20, 2009
220	Tiki Barber, N.Y. Giants	Dec. 17, 2005
218	Clinton Portis, Denver	Dec. 7, 2003
217	Gary Anderson, San Diego	Dec. 18, 1988
214	Greg Pruitt, Cleveland	Dec. 14, 1975
207	Curt Warner, Seattle	Nov. 27, 1983 (OT)

Rushing Touchdowns

5	Clinton Portis, Denver	Dec. 7, 2003
3	Jon Keyworth, Denver	Nov. 18, 1974
3	Greg Pruitt, Cleveland	Dec. 14, 1975
3	Pete Banaszak, Oakland	Dec. 21, 1975
3	Walter Payton, Chicago	Nov. 13, 1977
3	Curt Warner, Seattle	Nov. 27, 1983 (OT)
3	Ronald Scott, Miami	Oct. 11, 1987
3	Marcus Allen, L.A. Raiders	Nov. 25, 1990
3	Rodney Hampton, N.Y. Giants	Dec. 19, 1992
3	Terrell Davis, Denver	Dec. 6, 1998
3	Curtis Martin, N.Y. Jets	Nov. 11, 2001
3	Clinton Portis, Denver	Dec. 15, 2002
3	Onterio Smith, Minnesota	Dec. 20, 2003
3	Michael Pittman, Tampa Bay	Nov. 7, 2004
3	Michael Turner, Atlanta	Sept. 21, 2008
3	LenDale White, Tennessee	Oct. 19, 2008
3	Jerome Harrison, Cleveland	Dec. 20, 2009
3	Jeremy Hill, Cincinnati	Oct. 4, 2015
3	Mike Gillislee, New England	Sept. 7, 2017
3	Mark Ingram, Baltimore	Sept. 22, 2019

Long Run (All 80+)

90	Latavius Murray, Oakland	Nov. 20, 2014
87	Paul Lowe, San Diego	Sept. 10, 1961
85	LaDainian Tomlinson, San Diego	Dec. 17, 2006
80	LenDale White, Tennessee	Oct. 19, 2008

Total Touchdowns

5	Clinton Portis, Denver	Dec. 7, 2003
4	Clinton Portis, Denver	Dec. 15, 2002
4	Eric Decker, Denver	Dec. 1, 2013

DEFENSE / SPECIAL TEAMS

Interceptions Made

4	Deltha O'Neal, Denver	Oct. 7, 2001
3	Goose Gosoulin, Denver	Oct. 11, 1964
3	David Fulcher, Cincinnati	Oct. 1, 1989

REGULAR OPPONENT INDIVIDUAL

Long Interception Return (All 100+)

102	Marcus Coleman, Houston	Sept. 26, 2004
101	Tony Greene, Buffalo	Oct. 3, 1976
100	Speedy Duncan, San Diego	Oct. 15, 1967

Long Punt Return

95	Johnny Bailey, Chicago	Dec. 29, 1990
----	------------------------	---------------

Long Kickoff Return (All 100+)

103	Joshua Cribbs, Cleveland	Dec. 20, 2009
100	Nemiah Wilson, Denver	Oct. 8, 1966
100	Joshua Cribbs, Cleveland	Dec. 20, 2009

Long Punt (All 80+)

83	Chris Norman, Denver	Sept. 23, 1984
82	Paul Maguire, San Diego	Nov. 5, 1961

Long Field Goal (All 55+)

59	Matt Bryant, Atlanta	Dec. 4, 2016
57	Sebastian Janikowski, Oakland	Dec. 16, 2012
56	Sebastian Janikowski, Oakland	Sept. 14, 2008

56	Matt Prater, Denver	Sept. 28, 2008
56	Stephen Hauschka, Buffalo	Nov. 26, 2017
55	Chris Bahr, Oakland	Oct. 25, 1981
55	John Kasay, Seattle	Jan. 2, 1994
55	Kris Brown, Pittsburgh	Oct. 14, 2001
55	Nate Kaeding, San Diego	Nov. 29, 2009
55	Phil Dawson, San Francisco	Oct. 5, 2014
55	Sergio Castillo, N.Y. Jets	Nov. 1, 2020
55	Cameron Dicker, L.A. Chargers	Oct. 22, 2023

Times Sacked (All 10.0+)

11	Paul McDonald, Cleveland	Sept. 30, 1984
10	Jeff George, Oakland	Sept. 6, 1998

Touchdowns On Interception Returns

2	Dave Brown, Seattle	Nov. 4, 1984
---	---------------------	--------------

Fumbles

6	Dave Krieg, Seattle	Nov. 5, 1989
6	Chad Pennington, N.Y. Jets	Sept. 11, 2005

PLAYOFF INDIVIDUAL

SERVICE

Most Games Played, Career

22	Travis Kelce	2013-23
22	James Winchester	2015-23
19	Chris Jones	2016-23
19	Harrison Butker	2017-23
18	Patrick Mahomes	2017-23
16	Nick Allegretti	2019-23
15	Daniel Sorensen	2014-21
15	Derrick Nnadi	2018-23
14	Mecole Hardman	2017-23
13	Anthony Sherman	2013-20
13	Tyreek Hill	2016-21
13	Demarcus Robinson	2016-21
13	Mike Danna	2020-23
13	L'Jarius Sneed	2020-23
13	Tommy Townsend	2020-23
12	Dustin Colquitt	2005-19
12	Frank Clark	2019-22
11	Eric Fisher	2013-20
11	Andrew Wylie	2017-22
11	Anthony Hitchens	2018-21
11	Ben Niemann	2018-21
11	Charvarius Ward	2018-21
11	Blake Bell	2019-23
10	John Alt	1984-96
10	Derrick Thomas	1989-99
10	Tim Grunhard	1990-00
10	Dave Szott	1990-00
10	Marcus Kemp	2017-22
10	Mike Pennel	2019-23
10	Tereshawn Wharton	2020-23
10	Nick Bolton	2021-23
10	Noah Gray	2021-23
10	Creed Humphrey	2021-23
10	Trey Smith	2021-23

SCORING

Most Points, Career (All 30+)

158	Harrison Butker (19 games - 32 FGs, 62 PATs)	2017-23
114	Travis Kelce (22 games - 19 TDs)	2013-23
60	Damien Williams (5 games - 10 TDs)	2018-19
37	Nick Lowery (8 games - 8 FGs, 13 PATs)	1980-93
36	Tyreek Hill (13 games - 6 TDs)	2016-21
35	Jan Stenerud (5 games - 9 FGs, 8 PATs)	1967-79
30	Patrick Mahomes (18 games - 5 TDs)	2017-22

Most Points, Game (All 12+)

18	Damien Williams vs. New England	Jan. 20, 2019
18	Travis Kelce vs. Houston	Jan. 12, 2020
18	Damien Williams vs. Houston	Jan. 12, 2020
14	Ryan Succop at Indianapolis	Jan. 4, 2014
14	Harrison Butker vs. Miami	Jan. 13, 2024
13	Harrison Butker vs. San Francisco	Feb. 11, 2024
12	Abner Haynes vs. Houston	Dec. 23, 1962
12	Mike Garrett at Buffalo	Jan. 1, 1967
12	Ed Podolak vs. Miami	Dec. 25, 1971
12	Dante Hall vs. Indianapolis	Jan. 11, 2004
12	Priest Holmes vs. Indianapolis	Jan. 11, 2004
12	Knile Davis at Indianapolis	Jan. 4, 2014
12	Cairo Santos at Houston	Jan. 9, 2016
12	Tyreek Hill vs. Tennessee	Jan. 19, 2020
12	Damien Williams vs. San Francisco	Feb. 2, 2020
12	Travis Kelce vs. Buffalo	Jan. 24, 2021
12	Byron Pringle vs. Pittsburgh	Jan. 16, 2022
12	Harrison Butker vs. Buffalo	Jan. 23, 2022
12	Travis Kelce vs. Jacksonville	Jan. 21, 2023
12	Travis Kelce at Buffalo	Jan. 21, 2024

Most Touchdowns, Career

19	Travis Kelce (22 games)	2013-23
10	Damien Williams (5 games)	2018-19
6	Tyreek Hill (13 games)	2016-21
5	Patrick Mahomes (18 games)	2017-23
4	Mecole Hardman (14 games)	2019-23
4	Isiah Pacheco (7 games)	2022-23
3	Mike Garrett (6 games)	1966-70
3	Marcus Allen (6 games)	1993-97
3	Knile Davis (3 games)	2013-16
3	Byron Pringle (9 games)	2018-21
3	Marquez Valdes-Scantling (7 games)	2022-23

Most Touchdowns, Game

3	Damien Williams vs. New England	Jan. 20, 2019
3	Travis Kelce vs. Houston	Jan. 12, 2020
3	Damien Williams vs. Houston	Jan. 12, 2020
2	Abner Haynes vs. Houston	Dec. 23, 1962
2	Mike Garrett at Buffalo	Jan. 1, 1967

2	Ed Podolak vs. Miami	Dec. 25, 1971
2	Dante Hall vs. Indianapolis	Jan. 11, 2004
2	Priest Holmes vs. Indianapolis	Jan. 11, 2004
2	Knile Davis at Indianapolis	Jan. 4, 2014
2	Tyreek Hill vs. Tennessee	Jan. 19, 2020
2	Damien Williams vs. San Francisco	Feb. 2, 2020
2	Travis Kelce vs. Buffalo	Jan. 24, 2021
2	Byron Pringle vs. Pittsburgh	Jan. 16, 2022
2	Travis Kelce vs. Jacksonville	Jan. 21, 2023
2	Travis Kelce at Buffalo	Jan. 21, 2024

Most Points After Touchdown, Career

62	Harrison Butker (19 games - 65 Att.)	2017-23
13	Nick Lowery (8 games - 13 Att.)	1980-93
8	Jan Stenerud (5 games - 8 Att.)	1967-79
6	Ryan Succop (2 games - 6 Att.)	2009-13
6	Cairo Santos (3 games - 6 Att.)	2014-17
5	Mike Mercer (2 games - 5 Att.)	1966

Most Points After Touchdown, Game

6	Harrison Butker vs. Houston (7 Att.)	Jan. 12, 2020
6	Harrison Butker vs. Pittsburgh (6 att.)	Jan. 16, 2022
5	Ryan Succop at Indianapolis (5 Att.)	Jan. 4, 2014
5	Harrison Butker vs. Tennessee (5 Att.)	Jan. 19, 2020
5	Harrison Butker vs. Buffalo (5 Att.)	Jan. 24, 2021
5	Harrison Butker vs. Philadelphia (5 Att.)	Feb. 12, 2023
4	Mike Mercer at Buffalo (4 Att.)	Jan. 1, 1967
4	Nick Lowery at Houston (4 Att.)	Jan. 16, 1994
4	Morten Andersen vs. Indianapolis (4 Att.)	Jan. 11, 2004
4	Harrison Butker vs. Indianapolis (4 Att.)	Jan. 12, 2019
4	Harrison Butker vs. New England (4 Att.)	Jan. 20, 2019
4	Harrison Butker vs. San Francisco (4 Att.)	Feb. 2, 2020

Most Points After Touchdown, No Misses, Career

13	Nick Lowery (8 games)	1980-93
8	Jan Stenerud (5 games)	1967-79

Most Field Goals Attempted, Career

36	Harrison Butker (19 games)	2017-23
17	Jan Stenerud (5 games)	1967-79
12	Nick Lowery (8 games)	1980-93

Most Field Goals Attempted, Game

5	Jan Stenerud vs. N.Y. Jets	Dec. 20, 1969
4	Jan Stenerud vs. Miami	Dec. 25, 1971
4	Nick Lowery vs. Miami	Jan. 5, 1991
4	Harrison Butker vs. Cleveland	Jan. 17, 2021
4	Harrison Butker vs. Buffalo	Jan. 23, 2022
4	Harrison Butker vs. Miami	Jan. 13, 2024
4	Harrison Butker vs. San Francisco	Feb. 11, 2024

Most Field Goals Made, Career

32	Harrison Butker (19 games - 36 Att.)	2017-23
9	Jan Stenerud (5 games - 17 Att.)	1967-79
8	Nick Lowery (8 games - 12 Att.)	1980-93

Most Field Goals Made, Game

4	Harrison Butker vs. Miami	Jan. 13, 2024
4	Harrison Butker vs. San Francisco	Feb. 11, 2024
3	Jan Stenerud vs. Minnesota	Jan. 11, 1970
3	Nick Lowery at Miami	Jan. 5, 1991
3	Ryan Succop at Indianapolis	Jan. 4, 2014
3	Cairo Santos at Houston	Jan. 9, 2016
3	Harrison Butker vs. Cleveland	Jan. 17, 2021
3	Harrison Butker at Tampa Bay	Feb. 7, 2021
3	Harrison Butker vs. Buffalo	Jan. 23, 2022
3	Harrison Butker vs. Cincinnati	Jan. 29, 2023

Longest Field Goal

57	Harrison Butker vs. San Francisco	Feb. 11, 2024
52	Harrison Butker at Tampa Bay	Feb. 7, 2021
52	Harrison Butker at Baltimore	Jan. 28, 2024
50	Harrison Butker vs. Cleveland	Jan. 17, 2021
50	Harrison Butker vs. Jacksonville	Jan. 21, 2023
50	Harrison Butker vs. Jacksonville	Jan. 21, 2023
49	Cairo Santos at Houston	Jan. 9, 2016
49	Cairo Santos at Houston	Jan. 9, 2016
49	Harrison Butker at Tampa Bay	Feb. 7, 2021
49	Harrison Butker vs. Buffalo	Jan. 23, 2022

RUSHING

Most Rushing Attempts, Career

118	Isiah Pacheco (7 games)	2022-23
100	Marcus Allen (6 games)	1993-97
90	Patrick Mahomes (18 games)	2017-23
81	Damien Williams (5 games)	2018-19
61	Mike Garrett (6 games)	1966-70

Most Rushing Attempts, Game (All 20+)

33	Barry Word vs. L.A. Raiders	Dec. 28, 1991
----	-----------------------------	---------------

PLAYOFF INDIVIDUAL

25	Damien Williams vs. Indianapolis	Jan. 12, 2019
24	Curtis McClinton vs. Houston	Dec. 23, 1962
24	Priest Holmes vs. Indianapolis	Jan. 11, 2004
24	Isiah Pacheco vs. Miami	Jan. 13, 2024
24	Isiah Pacheco at Baltimore	Jan. 28, 2024
22	Wendell Hayes vs. Miami	Dec. 25, 1971
21	Marcus Allen vs. Pittsburgh	Jan. 8, 1994
21	Marcus Allen vs. Indianapolis	Jan. 7, 1996

Most Rushing Yards, Career (All 200+)

524	Patrick Mahomes (18 games)	2017-23
510	Isiah Pacheco (7 games)	2022-23
386	Marcus Allen (6 games)	1993-97
355	Damien Williams (5 games)	2018-19
220	Clyde Edwards-Helaire (8 games)	2020-23
210	Jerick McKinnon (7 games)	2021-23
208	Wendell Hayes (5 games)	1968-74

Most Rushing Yards Gained, Game (All 100+)

176	Priest Holmes vs. Indianapolis	Jan. 11, 2004
130	Barry Word vs. L.A. Raiders	Dec. 28, 1991
129	Damien Williams vs. Indianapolis	Jan. 12, 2019
104	Damien Williams vs. San Francisco	Feb. 2, 2020
100	Wendell Hayes vs. Miami	Dec. 25, 1971

Most Games, 100 or More Rushing Yards, Career

2	Damien Williams (5 games)	2018-19
1	Wendell Hayes (5 games)	1968-74
1	Barry Word (4 games)	1990-92
1	Priest Holmes (1 game)	2001-07

Longest Run From Scrimmage

50	Mecole Hardman vs. Buffalo	Jan. 24, 2021
48	Priest Holmes vs. Indianapolis	Jan. 11, 2004
41	Jamaal Charles vs. Baltimore	Jan. 9, 2011
39	Isiah Pacheco vs. Jacksonville	Jan. 21, 2023
38	Damien Williams vs. San Francisco	Feb. 2, 2020

Most Rushing Touchdowns, Career

6	Damien Williams (5 games)	2018-19
5	Patrick Mahomes (18 games)	2017-23
4	Isiah Pacheco (7 games)	2022-23
3	Mike Garrett (6 games)	1966-70
3	Marcus Allen (6 games)	1993-97

Most Rushing Touchdowns, Game

2	Mike Garrett at Buffalo	Jan. 1, 1967
2	Priest Holmes vs. Indianapolis	Jan. 11, 2004
2	Damien Williams vs. Houston	Jan. 12, 2020

PASSING

Most Passes Attempted, Career

672	Patrick Mahomes (18 games)	2017-23
188	Len Dawson (8 games)	1962-75
185	Alex Smith (5 games)	2013-17
141	Joe Montana (4 games)	1993-94
64	Dave Krieg (4 games)	1992-93

Most Passes Attempted, Game (All 40+)

50	Alex Smith at New England	Jan. 16, 2016
49	Patrick Mahomes at Tampa Bay	Feb. 7, 2021
46	Alex Smith at Indianapolis	Jan. 4, 2014
46	Patrick Mahomes vs. San Francisco	Feb. 11, 2024
44	Patrick Mahomes vs. Buffalo	Jan. 23, 2022
43	Joe Montana vs. Pittsburgh	Jan. 8, 1994
43	Patrick Mahomes vs. Cincinnati	Jan. 29, 2023
42	Patrick Mahomes vs. San Francisco	Feb. 2, 2020
41	Patrick Mahomes vs. Indianapolis	Jan. 12, 2019
41	Patrick Mahomes vs. Miami	Jan. 13, 2024

Most Passes Completed, Career

456	Patrick Mahomes (18 games)	2017-23
120	Alex Smith (5 games)	2013-17
107	Len Dawson (8 games)	1962-75
85	Joe Montana (4 games)	1993-94
33	Dave Krieg (4 games)	1992-93

Most Passes Completed, Game

34	Patrick Mahomes vs. San Francisco	Feb. 11, 2024
33	Patrick Mahomes vs. Buffalo	Jan. 23, 2022
30	Alex Smith at Indianapolis	Jan. 4, 2014
30	Patrick Mahomes vs. Pittsburgh	Jan. 16, 2022
30	Patrick Mahomes at Baltimore	Jan. 28, 2024

Highest Completion Percentage, Career (100 attempts)

67.9	Patrick Mahomes (18 games: 672-456)	2017-23
64.9	Alex Smith (5 games: 185-120)	2013-17
60.3	Joe Montana (4 games: 141-85)	1993-94
56.9	Len Dawson (8 games: 188-107)	1962-75

Highest Completion Percentage, Game (15 completions)

77.8	Patrick Mahomes vs. Philadelphia (27-21)	Feb. 12, 2023
77.3	Alex Smith at Houston (22-17)	Jan. 9, 2016
76.9	Patrick Mahomes vs. Pittsburgh (39-30)	Jan. 16, 2022
76.9	Patrick Mahomes at Baltimore (39-30)	Jan. 28, 2024
76.3	Patrick Mahomes vs. Buffalo (38-29)	Jan. 24, 2021
75.0	Patrick Mahomes vs. Buffalo (44-33)	Jan. 23, 2022

Most Passing Yards, Career

5,135	Patrick Mahomes (18 games)	2017-23
1,497	Len Dawson (8 games)	1962-75
1,250	Alex Smith (5 games)	2013-17
1,014	Joe Montana (4 games)	1993-94
454	Dave Krieg (4 games)	1992-93

Most Passing Yards, Game (All 300+)

404	Patrick Mahomes vs. Pittsburgh	Jan. 16, 2022
378	Alex Smith at Indianapolis	Jan. 4, 2014
378	Patrick Mahomes vs. Buffalo	Jan. 23, 2022
333	Patrick Mahomes vs. San Francisco	Feb. 11, 2024
326	Patrick Mahomes vs. Cincinnati	Jan. 29, 2023
325	Patrick Mahomes vs. Buffalo	Jan. 24, 2021
321	Patrick Mahomes vs. Houston	Jan. 12, 2020
314	Joe Montana at Miami	Dec. 31, 1994

Longest Pass Completion

79	Alex Smith at Indianapolis (to Donnie Avery)	Jan. 4, 2014
71	Patrick Mahomes vs. Buffalo (to Tyreek Hill)	Jan. 24, 2021
64	Patrick Mahomes vs. Buffalo (to Tyreek Hill)	Jan. 23, 2022
63	Len Dawson vs. Miami (to Elmo Wright)	Dec. 25, 1971
63	Alex Smith at Indianapolis (to Dwayne Bowe)	Jan. 4, 2014
61	Len Dawson at N.Y. Jets (to Otis Taylor)	Dec. 20, 1969
60	Patrick Mahomes vs. Tennessee (to Sammy Watkins)	Jan. 19, 2020

Most Touchdown Passes, Career

41	Patrick Mahomes (18 games)	2017-23
9	Alex Smith (5 games)	2013-17
7	Len Dawson (8 games)	1962-75
6	Joe Montana (4 games)	1993-94
2	Steve DeBerg (3 games)	1988-91
2	Trent Green (2 games)	2001-06

Most Touchdown Passes, Game

5	Patrick Mahomes vs. Houston	Jan. 12, 2020
5	Patrick Mahomes vs. Pittsburgh	Jan. 16, 2022
4	Alex Smith at Indianapolis	Jan. 4, 2014
3	Joe Montana at Houston	Jan. 16, 1994
3	Patrick Mahomes vs. New England	Jan. 20, 2019
3	Patrick Mahomes vs. Tennessee	Jan. 19, 2020
3	Patrick Mahomes vs. Buffalo	Jan. 24, 2021
3	Patrick Mahomes vs. Buffalo	Jan. 23, 2022
3	Patrick Mahomes vs. Cincinnati	Jan. 30, 2022
3	Patrick Mahomes vs. Philadelphia	Feb. 12, 2023

Most Passes Had Intercepted, Career

8	Len Dawson (8 games)	1962-75
8	Patrick Mahomes (18 games)	2017-23
4	Mark Vlasic (1 game)	1991-92
4	Joe Montana (4 games)	1993-94

Most Passes Had Intercepted, Game

4	Len Dawson at Oakland	Dec. 22, 1968
4	Mark Vlasic at Buffalo	Jan. 5, 1992

Highest Passer Rating, Career (Min. 150 att.)

105.8	Patrick Mahomes	2017-23
96.0	Alex Smith	2013-17
77.4	Len Dawson	1962-75

Highest Passer Rating, Game (Min. 20 att.)

138.2	Patrick Mahomes vs. Pittsburgh	Jan. 16, 2022
134.6	Patrick Mahomes vs. Houston	Jan. 12, 2020
131.8	Patrick Mahomes vs. Philadelphia	Feb. 12, 2023
131.6	Patrick Mahomes at Buffalo	Jan. 21, 2024
127.6	Patrick Mahomes vs. Buffalo	Jan. 24, 2021
124.8	Len Dawson at Buffalo	Jan. 1, 1967

PASS RECEIVING

Most Pass Receptions, Career

165*	Travis Kelce (22 games)	2013-23
84	Tyreek Hill (13 games)	2016-21

PLAYOFF INDIVIDUAL

27	Otis Taylor (7 games)	1965-75
27	J.J. Birden (8 games)	1990-94
27	Mecole Hardman (14 games)	2019-23

*NFL RECORD

Most Pass Receptions, Game

14	Travis Kelce vs. Jacksonville	Jan. 21, 2023
13	Travis Kelce vs. Buffalo	Jan. 24, 2021
11	Tyreek Hill vs. Buffalo	Jan. 23, 2022
11	Travis Kelce at Baltimore	Jan. 28, 2024
10	Travis Kelce vs. Houston	Jan. 12, 2020
10	Travis Kelce at Tampa Bay	Feb. 7, 2021
10	Travis Kelce vs. Cincinnati	Jan. 30, 2022

Most Receiving Yards, Career

1,903	Travis Kelce (22 games)	2013-23
1,081	Tyreek Hill (13 games)	2016-21
481	Otis Taylor (7 games)	1965-75
477	Sammy Watkins (6 games)	2018-20
363	J.J. Birden (8 games)	1990-94

Most Receiving Yards, Game (All 100+)

172	Tyreek Hill vs. Buffalo	Jan. 24, 2021
150	Dwayne Bowe at Indianapolis	Jan. 4, 2014
150	Tyreek Hill vs. Buffalo	Jan. 23, 2022
142	Stephone Paige at Miami	Jan. 5, 1991
134	Travis Kelce vs. Houston	Jan. 12, 2020
133	Travis Kelce at Tampa Bay	Feb. 7, 2021
130	Rashee Rice vs. Miami	Jan. 13, 2024
128	Travis Kelce at Houston	Jan. 9, 2016
118	Travis Kelce vs. Buffalo	Jan. 24, 2021
117	Otis Taylor at Oakland	Dec. 22, 1968
116	Marquez Valdes-Scantling vs. Cincinnati	Jan. 29, 2023
116	Travis Kelce at Baltimore	Jan. 28, 2024
114	Sammy Watkins vs. New England	Jan. 20, 2019
114	Sammy Watkins vs. Tennessee	Jan. 19, 2020
110	Ed Podolak vs. Miami	Dec. 25, 1971
110	Andre Rison vs. Denver	Jan. 4, 1998
110	Tyreek Hill vs. Cleveland	Jan. 17, 2021
109	Travis Kelce vs. Cleveland	Jan. 17, 2021
108	Travis Kelce vs. Indianapolis	Jan. 12, 2019
108	Travis Kelce vs. Pittsburgh	Jan. 16, 2022
105	Tyreek Hill vs. San Francisco	Feb. 2, 2020
104	Elmo Wright vs. Miami	Dec. 25, 1971
103	Kimble Anders at Miami	Dec. 31, 1994

Most Games, 100 or More Receiving Yards, Career

8	Travis Kelce (22 games)	2013-23
4	Tyreek Hill (13 games)	2016-21
2	Sammy Watkins (6 games)	2018-20
1	By nine players; Last, Rashee Rice vs. Miami Dolphins	Jan. 13, 2023

Longest Pass Reception

79	Donnie Avery at Indianapolis (from Alex Smith)	Jan. 4, 2014
71	Tyreek Hill vs. Buffalo (from Patrick Mahomes)	Jan. 24, 2021
64	Tyreek Hill vs. Buffalo (from Patrick Mahomes)	Jan. 23, 2022
63	Elmo Wright vs. Miami (from Len Dawson)	Dec. 25, 1971
63	Dwayne Bowe at Indianapolis (from Alex Smith)	Jan. 4, 2014
61	Otis Taylor at N.Y. Jets (from Len Dawson)	Dec. 20, 1969
60	Sammy Watkins vs. Tennessee (from Patrick Mahomes)	Jan. 19, 2020

Most Receiving Touchdowns, Career

19	Travis Kelce (22 games)	2013-23
5	Tyreek Hill (13 games)	2016-21
4	Damien Williams (5 games)	2018-19
3	Byron Pringle (8 games)	2018-21
3	Mecole Hardman (14 games)	2019-23
3	Marquez Valdes-Scantling (7 games)	2022-23

Most Receiving Touchdowns, Game

3	Travis Kelce vs. Houston	Jan. 12, 2020
2	Damien Williams vs. New England	Jan. 20, 2019
2	Tyreek Hill vs. Tennessee	Jan. 19, 2020
2	Byron Pringle vs. Pittsburgh	Jan. 16, 2022
2	Travis Kelce vs. Jacksonville	Jan. 21, 2023
2	Travis Kelce at Buffalo	Jan. 21, 2024

COMBINED NET YARDS

Most Attempts, Career

167	Travis Kelce (22 games)	2013-23
136	Isiah Pacheco (7 games)	2022-23
115	Marcus Allen (6 games)	1993-97
102	Damien Williams (5 games)	2018-19

96	Tyreek Hill (13 games)	2016-21
----	------------------------	---------

Most Attempts, Game

34	Barry Word vs. L.A. Raiders	Dec. 28, 1991
30	Damien Williams vs. Indianapolis	Jan. 12, 2019
29	Priest Holmes vs. Indianapolis	Jan. 11, 2004
28	Isiah Pacheco at Baltimore	Jan. 28, 2024
25	By five players; Last: Isiah Pacheco vs Miami	Jan. 13, 2024

Most Net Yards, Career

1,910	Travis Kelce (22 games)	2013-23
1,172	Tyreek Hill (13 games)	2016-21
635	Isiah Pacheco (67 games)	2022-23
541	Marcus Allen (6 games)	1993-97
540	Damien Williams (5 games)	2018-19

Most Net Yards, Game (All 150+)

*350	Ed Podolak vs. Miami	Dec. 25, 1971
227	Dante Hall vs. Indianapolis	Jan. 11, 2004
208	Priest Holmes vs. Indianapolis	Jan. 11, 2004
193	Tyreek Hill vs. Buffalo	Jan. 23, 2022
187	Quintin Demps at Indianapolis	Jan. 4, 2014
172	Tyreek Hill vs. Buffalo	Jan. 24, 2021
162	Mecole Hardman vs. Houston	Jan. 12, 2020
154	Damien Williams vs. Indianapolis	Jan. 12, 2019
150	Dwayne Bowe at Indianapolis	Jan. 4, 2014

*NFL RECORD

PUNTING

Most Punts, Career

43	Dustin Colquitt (12 games)	2005-19
39	Jerrel Wilson (7 games)	1963-77
39	Tommy Townsend (13 games)	2020-23
38	Bryan Barker (7 games)	1990-93
11	Louie Aguiar (3 games)	1994-98

Most Punts, Game

8	Jerrel Wilson at Oakland	Jan. 4, 1970
8	Bryan Barker at San Diego	Jan. 2, 1993
7	Jerrel Wilson at Green Bay	Jan. 15, 1967
7	Bryan Barker at Buffalo	Jan. 5, 1992

Longest Punt

66	Dustin Colquitt at Indianapolis	Jan. 6, 2007
62	Louie Aguiar vs. Denver	Jan. 4, 1998
62	Tommy Townsend vs. San Francisco	Feb. 11, 2024
61	Jerrel Wilson vs. Green Bay	Jan. 15, 1967
60	Tommy Townsend vs. Jacksonville	Jan. 21, 2023

Highest Punting Average, Career (20 punts)

45.1	Dustin Colquitt (12 games: 1,938-43)	2005-19
44.9	Tommy Townsend (13 games: 1,753-39)	2020-23
43.4	Jerrel Wilson (7 games: 1,693-39)	1963-77
42.4	Bryan Barker (7 games: 1,613-38)	1990-93

Highest Punting Average, Game (4 punts)

52.3	Dustin Colquitt at Indianapolis (314-6)	Jan. 6, 2007
52.3	Tommy Townsend vs. Cincinnati (209-4)	Jan. 30, 2022
50.8	Tommy Townsend vs. San Francisco (254-5)	Feb. 11, 2024
50.8	Tommy Townsend vs. Jacksonville (203-4)	Jan. 21, 2023
50.0	Dustin Colquitt vs. Tennessee (250-5)	Jan. 6, 2018

PUNT RETURNS

Most Punt Returns, Career

12	Tyreek Hill (13 games)	2016-21
11	Mike Garrett (6 games)	1966-70
8	Richie James (4 games)	2023
7	Danan Hughes (6 games)	1993-98
7	Mecole Hardman (14 games)	2019-23

Most Punt Returns, Game

5	Tyreek Hill vs. Indianapolis	Jan. 12, 2019
4	Mike Garrett vs. Oakland	Jan. 4, 1970
4	Tamarick Vanover vs. Indianapolis	Jan. 7, 1996
4	Frankie Hammond Jr. at Houston	Jan. 9, 2016
4	Richie James vs. San Francisco	Feb. 11, 2024

Most Punt Return Yards, Career

112	Kadarius Toney (3 games)	2022
86	Mecole Hardman (14 games)	2019-23
84	Danan Hughes (6 games)	1993-98
73	Mike Garrett (6 games)	1966-70
61	Frankie Hammond Jr. (2 games)	2015

Most Punt Return Yards, Game

PLAYOFF INDIVIDUAL

77	Kadarius Toney vs. Philadelphia	Feb. 12, 2023
70	Mecole Hardman vs. Pittsburgh	Jan. 16, 2022
45	Tyreek Hill vs. Buffalo	Jan. 23, 2022
42	Danan Hughes at Houston	Jan. 16, 1994
37	Mike Garrett at Buffalo	Jan. 1, 1967

Longest Punt Return

65	Kadarius Toney vs. Philadelphia	Feb. 12, 2023
48	Mecole Hardman vs. Pittsburgh	Jan. 16, 2022
45	Tyreek Hill vs. Buffalo	Jan. 23, 2022
35	Danan Hughes at Houston	Jan. 16, 1994
29	Sky Moore vs. Cincinnati	Jan. 29, 2023

Highest Punt Return Average, Career (8 returns)

6.6	Mike Garrett (6 games: 11-73)	1966-70
5.8	Richie James (4 games: 8-46)	2023
3.3	Tyreek Hill (13 games: 12-40)	2016-21

Highest Punt Return Average, Game (3 returns)

23.3	Mecole Hardman vs. Pittsburgh (3-70)	Jan. 16, 2022
14.0	Danan Hughes at Houston (3-42)	Jan. 16, 1994
12.3	Mike Garrett at Buffalo (3-37)	Jan. 1, 1967
10.3	Danan Hughes vs. Pittsburgh (3-31)	Jan. 8, 1994

Most Touchdowns

None

KICKOFF RETURNS

Most Kickoff Returns, Career

14	Mecole Hardman (14 games)	2019-23
10	John Stephens (3 games)	1993
10	Dante Hall (2 games)	2000-06
10	Byron Pringle (9 games)	2018-21
7	Quintin Demps (1 game)	2013

Most Kickoff Returns, Game

7	Dante Hall vs. Indianapolis	Jan. 11, 2004
7	Quintin Demps at Indianapolis	Jan. 4, 2014
6	Mecole Hardman vs. Houston	Jan. 12, 2020
5	Noland Smith vs. Oakland	Dec. 22, 1968
5	John Stephens at Buffalo	Jan. 23, 1994

Most Kickoff Return Yards, Career

312	Mecole Hardman (14 games)	2019-23
266	Dante Hall (2 games)	2000-06
243	Byron Pringle (9 games)	2018-21
199	John Stephens (3 games)	1993
196	Knile Davis (3 games)	2013-15

Most Kickoff Return Yards, Game

208	Dante Hall vs. Indianapolis	Jan. 11, 2004
187	Quintin Demps at Indianapolis	Jan. 4, 2014
154	Ed Podolak vs. Miami	Dec. 25, 1971
142	Mecole Hardman vs. Houston	Jan. 12, 2020
106	Knile Davis at Houston	Jan. 9, 2016

Longest Kickoff Return

106 (TD)	Knile Davis at Houston	Jan. 9, 2016
92 (TD)	Dante Hall vs. Indianapolis	Jan. 11, 2004
78	Ed Podolak vs. Miami	Dec. 25, 1971
58	Mecole Hardman vs. Houston	Jan. 12, 2020
46	Dante Hall vs. Indianapolis	Jan. 11, 2004

Highest Kickoff Return Average, Career (10 returns)

26.6	Dante Hall (2 games: 10-266)	2000-06
24.3	Byron Pringle (9 games: 10-243)	2018-21
22.3	Mecole Hardman (14 games: 14-312)	2019-23

19.9	John Stephens (3 games: 10-199)	1993
------	---------------------------------	------

Highest Kickoff Return Average, Game (3 returns)

51.3	Ed Podolak vs. Miami (3-154)	Dec. 25, 1971
30.0	Knile Davis at New England (3-90)	Jan. 16, 2016
29.7	Dante Hall vs. Indianapolis (7-208)	Jan. 11, 2004
26.7	Quintin Demps at Indianapolis (7-187)	Jan. 4, 2014
24.8	Tremont Smith vs. New England (4-99)	Jan. 20, 2019
24.0	John Stephens vs. Pittsburgh (3-72)	Jan. 8, 1994
23.7	Mecole Hardman vs. Houston (6-142)	Jan. 12, 2020
23.0	Tamarick Vanover vs. Denver (3-69)	Jan. 4, 1998

Most Kickoff Return Touchdowns, Career

1	Dante Hall (2 games)	2000-06
1	Knile Davis (2 games)	2013-15

INTERCEPTIONS BY

Most Interceptions, Career

5	Emmitt Thomas (7 games)	1966-78
4	Johnny Robinson (8 games)	1960-70
3	Jim Marsalis (4 games)	1969-75
3	Deron Cherry (4 games)	1981-91

Most Interceptions, Game

2	Johnny Robinson vs. Houston	Dec. 23, 1962
2	Jim Marsalis at N.Y. Jets	Dec. 20, 1969
2	Emmitt Thomas at Oakland	Jan. 4, 1970
2	Deron Cherry vs. L.A. Raiders	Dec. 28, 1991
2	Ty Law at Indianapolis	Jan. 6, 2007
2	Husain Abdullah at Indianapolis	Jan. 4, 2014

Most Interception Return Yards, Career

131	Johnny Robinson (8 games)	1960-71
101	Emmitt Thomas (7 games)	1966-78
65	Jim Marsalis (4 games)	1969-75

Most Interception Return Yards, Game

72	Johnny Robinson at Buffalo	Jan. 1, 1967
69	Emmitt Thomas vs. Oakland	Jan. 4, 1970
50	Johnny Robinson vs. Houston	Dec. 23, 1962

Longest Interception Return

72	Johnny Robinson at Buffalo	Jan. 1, 1967
62	Emmitt Thomas at Oakland	Jan. 4, 1970
43	Ty Law at Indianapolis	Jan. 6, 2007
37	Johnny Robinson vs. Houston	Dec. 23, 1962

Most Interception Return TDs, Career

None

SACKS

Most Sacks, Career

10.5	Frank Clark (12 games)	2019-22
6.5	Derrick Thomas (10 games)	1989-99
6.5	Neil Smith (9 games)	1988-96
5.0	Aaron Brown (6 games)	1966-72
4.0	Justin Houston (7 games)	2011-18
4.0	George Karlaftis (7 games)	2022-23

Most Sacks, Game

3.0	Aaron Brown at Oakland	Jan. 4, 1970
3.0	Frank Clark vs. Houston	Jan. 12, 2020
2.0	11 times; By 10 players	
	Last: Chris Jones vs. Cincinnati	Jan. 29, 2023

PLAYOFF TEAM

SCORING

Most Points, Game

51	vs. Houston	Jan. 12, 2020
44	at Indianapolis	Jan. 4, 2014
42	vs. Pittsburgh	Jan. 16, 2022
42	vs. Buffalo	Jan. 23, 2022
38	vs. Buffalo	Jan. 24, 2021
38	vs. Philadelphia	Feb. 12, 2023

Most Touchdowns, Game

7	vs. Houston	Jan. 12, 2020
6	vs. Pittsburgh	Jan. 16, 2022
5	at Indianapolis	Jan. 4, 2014
5	vs. Tennessee	Jan. 19, 2020
5	vs. Buffalo	Jan. 24, 2021
5	vs. Buffalo	Jan. 23, 2022
	vs. Philadelphia	Feb. 12, 2023
4	Six times; Last, vs. San Francisco	Feb. 2, 2020

FIRST DOWNS

Most First Downs, Game

30	at Indianapolis	Jan. 4, 2014
30	vs. Buffalo	Jan. 23, 2022
29	vs. Indianapolis	Jan. 12, 2019
29	vs. Houston	Jan. 12, 2020
29	vs. Buffalo	Jan. 24, 2021

Fewest First Downs, Game

7	at Indianapolis	Jan. 6, 2007
8	vs. Baltimore	Jan. 9, 2011
13	at Oakland	Dec. 22, 1968
13	at Oakland	Jan. 4, 1970
14	Three times; Last, at Buffalo	Jan. 5, 1992

NET YARDS RUSHING AND PASSING

Most Net Yards, Game (All 400+)

552	vs. Buffalo	Jan. 23, 2022
513	at Indianapolis	Jan. 4, 2014
478	vs. Pittsburgh	Jan. 16, 2022
455	vs. San Francisco	Feb. 11, 2024
451	vs. Miami	Dec. 25, 1971
439	vs. Buffalo	Jan. 24, 2021
438	vs. Cleveland	Jan. 17, 2021
434	vs. Houston	Jan. 12, 2020
433	vs. Indianapolis	Jan. 12, 2019
414	at Miami	Dec. 31, 1994
409	vs. Miami	Jan. 13, 2024
408	vs. Indianapolis	Jan. 11, 2004
404	vs. Tennessee	Jan. 19, 2020
401	vs. Pittsburgh	Jan. 8, 1994

Fewest Net Yards, Game

126	at Indianapolis	Jan. 6, 2007
161	vs. Baltimore	Jan. 9, 2011
204	vs. L.A. Raiders	Dec. 28, 1991
207	at Oakland	Jan. 4, 1970
213	at Buffalo	Jan. 5, 1992

RUSHING

Most Rushing Attempts, Game

54	vs. Houston	Dec. 23, 1962
44	vs. Miami	Dec. 25, 1971
41	vs. Minnesota	Jan. 11, 1970

Fewest Rushing Attempts, Game

12	vs. New England	Jan. 20, 2019
14	vs. Pittsburgh	Jan. 15, 2017
16	vs. Tennessee	Jan. 6, 2018
17	at Indianapolis	Jan. 6, 2007
17	at Tampa Bay	Feb. 7, 2021

Most Rushing Yards, Game

213	vs. Miami	Dec. 25, 1971
199	vs. Houston	Dec. 23, 1962
196	vs. Indianapolis	Jan. 11, 2004
182	vs. Buffalo	Jan. 23, 2022
180	vs. Indianapolis	Jan. 12, 2019

Fewest Rushing Yards, Game

41	vs. New England	Jan. 20, 2019
42	vs. Cincinnati	Jan. 29, 2023
44	at Indianapolis	Jan. 6, 2007
52	at Buffalo	Jan. 23, 1994
61	at San Diego	Jan. 2, 1993
61	vs. Pittsburgh	Jan. 15, 2017

Most Rushing Touchdowns, Game

4	vs. Indianapolis	Jan. 12, 2019
2	at Buffalo	Jan. 1, 1967
2	at Oakland	Jan. 4, 1970
2	vs. Miami	Dec. 25, 1971
2	vs. Indianapolis	Jan. 11, 2004
2	vs. Houston	Jan. 12, 2020
2	vs. Tennessee	Jan. 19, 2020
2	vs. San Francisco	Feb. 2, 2020
2	vs. Buffalo	Jan. 24, 2021
2	vs. Buffalo	Jan. 23, 2022

PASSING

Most Passing Attempts, Game (All 40+)

52	at Buffalo	Jan. 23, 1994
50	at New England	Jan. 16, 2016
49	at Tampa Bay	Feb. 7, 2021
46	at Indianapolis	Jan. 4, 2014
46	vs. San Francisco	Feb. 11, 2024
44	vs. Pittsburgh	Jan. 8, 1994
44	vs. Buffalo	Jan. 23, 2022
43	vs. Cincinnati	Jan. 29, 2023
42	vs. San Francisco	Feb. 2, 2020
41	vs. Indianapolis	Jan. 12, 2019
41	vs. Miami	Jan. 13, 2024
40	vs. Pittsburgh	Jan. 16, 2022

Fewest Passing Attempts, Game

14	vs. Houston	Dec. 23, 1962
14	vs. L.A. Raiders	Dec. 28, 1991
17	at Oakland	Jan. 4, 1970
17	vs. Minnesota	Jan. 11, 1970
18	vs. Baltimore	Jan. 9, 2011

Most Completions, Game

34	vs. San Francisco	Feb. 11, 2024
33	vs. Buffalo	Jan. 23, 2022
31	vs. Pittsburgh	Jan. 16, 2022
30	at Indianapolis	Jan. 4, 2014
30	at Baltimore	Jan. 28, 2024

Fewest Completions, Game

7	at Oakland	Jan. 4, 1970
9	vs. Houston	Dec. 23, 1962
9	vs. L.A. Raiders	Dec. 28, 1991
9	vs. Baltimore	Jan. 9, 2011
12	at N.Y. Jets	Dec. 20, 1969
12	vs. Minnesota	Jan. 11, 1970

Most Gross Passing Yards, Game (All 300+)

406	vs. Pittsburgh	Jan. 16, 2022
378	at Indianapolis	Jan. 4, 2014
378	vs. Buffalo	Jan. 23, 2022
333	vs. San Francisco	Feb. 11, 2024
326	vs. Cincinnati	Jan. 29, 2023
325	vs. Buffalo	Jan. 24, 2021
323	at Buffalo	Jan. 23, 1994
321	vs. Houston	Jan. 12, 2020
321	vs. Cleveland	Jan. 17, 2021
314	at Miami	Dec. 31, 1994

Fewest Gross Passing Yards, Game

70	vs. Baltimore	Jan. 9, 2011
88	vs. Houston	Dec. 23, 1962
79	vs. L.A. Raiders	Dec. 28, 1991
107	at Indianapolis	Jan. 6, 2007
129	at Oakland	Jan. 4, 1970

Most Times Sacked, Game

9	at Buffalo	Jan. 1, 1967
7	at San Diego	Jan. 2, 1993
6	vs. Houston	Dec. 23, 1962
6	vs. Green Bay	Jan. 15, 1967

Most Passing Touchdowns, Game

6	vs. Pittsburgh	Jan. 16, 2022
5	vs. Houston	Jan. 12, 2020
4	at Indianapolis	Jan. 4, 2014
3	at Houston	Jan. 16, 1994
3	vs. New England	Jan. 20, 2019
3	vs. Tennessee	Jan. 19, 2020

PLAYOFF TEAM

3	vs. Buffalo	Jan. 24, 2021
3	vs. Buffalo	Jan. 23, 2022
3	vs. Cincinnati	Jan. 30, 2022
3	vs. Jacksonville	Jan. 21, 2023
3	vs. Philadelphia	Feb. 12, 2023

Most Interceptions Thrown, Game

4	at Oakland	Dec. 22, 1968
4	at Buffalo	Jan. 5, 1992
3	vs. Indianapolis	Jan. 7, 1996
3	vs. Baltimore	Jan. 9, 2011

PENALTIES

Most Penalties, Game

11	at Tampa Bay	Feb. 7, 2021
10	at Buffalo	Jan. 5, 1992
9	vs. Tennessee	Jan. 19, 2020
8	vs. Tennessee	Jan. 6, 2018
7	Four times; Last vs. Cleveland	Jan. 17, 2021

Fewest Penalties, Game

1	at N.Y. Jets	Dec. 28, 1986
1	vs. Buffalo	Jan. 23, 2022
2	at Indianapolis	Jan. 6, 2007
2	at Indianapolis	Jan. 4, 2014
2	vs. Cincinnati	Jan. 30, 2022
2	at Buffalo	Jan. 21, 2024

Most Yards Penalized, Game

120	at Tampa Bay	Feb. 7, 2021
68	vs. Tennessee	Jan. 6, 2018

65	vs. Denver	Jan. 4, 1998
63	at N.Y. Jets	Dec. 20, 1969
62	at San Diego	Jan. 2, 1993

Fewest Yards Penalized, Game

5	at N.Y. Jets	Dec. 28, 1986
10	vs. Buffalo	Jan. 23, 2022
11	vs. Cincinnati	Jan. 30, 2022
13	at Indianapolis	Jan. 6, 2007
14	vs. Philadelphia	Feb. 12, 2023

FUMBLES

Most Fumbles, Game

5	at Oakland	Jan. 4, 1970
5	vs. San Francisco	Feb. 11, 2024
3	Five times; Last, vs. Miami	Jan. 13, 2024

Most Fumbles Lost, Game

4	at Oakland	Jan. 4, 1970
2	vs. Miami	Dec. 25, 1971
2	vs. Baltimore	Jan. 9, 2011

Most Turnovers, Game

5	vs. Baltimore	Jan. 9, 2011
4	at Oakland	Dec. 22, 1968
4	at Oakland	Jan. 4, 1970
4	vs. Miami	Dec. 25, 1971
4	at Buffalo	Jan. 5, 1992
4	vs. Indianapolis	Jan. 7, 1996

PLAYOFF TEAM DEFENSIVE

SCORING

Fewest Points Allowed, Game

0	at Houston	Jan. 9, 2016
6	at N.Y. Jets	Dec. 20, 1969
6	vs. L.A. Raiders	Dec. 28, 1991

Most Points Allowed, Game

45	at Indianapolis	Jan. 4, 2014
41	at Oakland	Dec. 22, 1968
38	vs. Indianapolis	Jan. 11, 2004
37	at Buffalo	Jan. 5, 1992
37	vs. New England (OT)	Jan. 20, 2019

Fewest Touchdowns Allowed, Game

0	at N.Y. Jets	Dec. 20, 1969
0	vs. L.A. Raiders	Dec. 28, 1991
0	at Houston	Jan. 9, 2016
0	vs. Pittsburgh	Jan. 15, 2017

Most Touchdowns Allowed, Game

6	at Indianapolis	Jan. 4, 2014
5	vs. Green Bay	Jan. 15, 1967
5	at Oakland	Dec. 22, 1968
5	at N.Y. Jets	Dec. 28, 1986
5	vs. Indianapolis	Jan. 11, 2004
5	vs. New England	Jan. 20, 2019
5	vs. Buffalo	Jan. 23, 2022

FIRST DOWNS

Fewest First Downs Allowed, Game

9	at Buffalo	Jan. 1, 1967
13	vs. Minnesota	Jan. 11, 1970
13	vs. Miami	Jan. 13, 2024
14	at Houston	Jan. 9, 2016
15	vs. Indianapolis	Jan. 12, 2019

Most First Downs Allowed, Game

36	vs. New England	Jan. 20, 2019
30	at Buffalo	Jan. 23, 1994
29	at Buffalo	Jan. 5, 1992
28	at Indianapolis	Jan. 6, 2007
28	at Indianapolis	Jan. 4, 2014

NET YARDS RUSHING AND PASSING

Fewest Net Yards Allowed, Game

226	at Houston	Jan. 9, 2016
233	at Oakland	Jan. 4, 1970
235	at N.Y. Jets	Dec. 20, 1969
239	vs. Minnesota	Jan. 11, 1970
249	vs. Indianapolis	Jan. 7, 1996

Most Net Yards Allowed, Game

536	at Indianapolis	Jan. 4, 2014
524	vs. New England	Jan. 20, 2019
454	at Oakland	Dec. 22, 1968
448	at Buffalo	Jan. 5, 1992
442	vs. Houston	Jan. 12, 2020

RUSHING

Fewest Rushing Attempts, Game

13	at Buffalo	Jan. 1, 1967
14	at Houston	Jan. 16, 1994
14	at New England	Jan. 16, 2016
14	vs. Indianapolis	Jan. 12, 2019
16	at Baltimore	Jan. 28, 2024

Most Rushing Attempts, Game

48	vs. New England	Jan. 20, 2019
46	at Buffalo	Jan. 5, 1992
46	at Buffalo	Jan. 23, 1994
43	vs. Miami	Dec. 25, 1971
40	at Indianapolis	Jan. 6, 2007
40	vs. Baltimore	Jan. 9, 2011

Fewest Rushing Yards Allowed, Game

38	at New England	Jan. 16, 2016
39	at Houston	Jan. 16, 1994
40	at Buffalo	Jan. 1, 1967
56	vs. Pittsburgh	Jan. 16, 2022
67	vs. Minnesota	Jan. 11, 1970

Most Rushing Yards Allowed, Game

229	at Buffalo	Jan. 23, 1994
202	vs. Tennessee	Jan. 6, 2018
192	at San Diego	Jan. 2, 1993
188	at Indianapolis	Jan. 6, 2007
182	at Buffalo	Jan. 21, 2024

Most Rushing Touchdowns Allowed, Game

4	vs. New England	Jan. 20, 2019
3	vs. Green Bay	Jan. 15, 1967
3	at Buffalo	Jan. 23, 1994
3	vs. Philadelphia	Feb. 12, 2023
2	five times; Last, at Buffalo	Jan. 21, 2024

PASSING

Fewest Passing Attempts Allowed, Game

19	vs. Denver	Jan. 4, 1998
23	at N.Y. Jets	Dec. 28, 1986
23	vs. L.A. Raiders	Dec. 28, 1991
23	at San Diego	Jan. 2, 1993
24	at Green Bay	Jan. 15, 1967

Most Passing Attempts Allowed, Game

52	vs. Houston	Jan. 12, 2020
48	vs. Buffalo	Jan. 24, 2021
46	vs. Houston	Dec. 23, 1962
46	vs. New England	Jan. 20, 2019
45	at Oakland	Jan. 4, 1970
45	at Indianapolis	Jan. 4, 2014

Fewest Completions Allowed, Game

10	vs. Denver	Jan. 4, 1998
12	at Buffalo	Jan. 1, 1967
12	vs. L.A. Raiders	Dec. 28, 1991
12	vs. Indianapolis	Jan. 7, 1996

Most Completions Allowed, Game

32	at Houston	Jan. 16, 1994
31	at Indianapolis	Jan. 6, 2007
31	vs. Houston	Jan. 12, 2020
30	vs. New England	Jan. 20, 2019
29	at Indianapolis	Jan. 4, 2014
29	vs. Pittsburgh	Jan. 16, 2022

Fewest Passing Yards Allowed, Game

112	vs. Indianapolis	Jan. 7, 1996
136	at Houston	Jan. 9, 2016
140	vs. L.A. Raiders	Dec. 28, 1991
153	at N.Y. Jets	Dec. 28, 1986
160	at Buffalo	Jan. 23, 1994

Most Passing Yards Allowed, Game

443	at Indianapolis	Jan. 4, 2014
388	vs. Houston	Jan. 12, 2020
348	vs. New England	Jan. 20, 2019
347	at Oakland	Dec. 22, 1968
329	vs. Buffalo	Jan. 23, 2022

Most Passing Touchdowns Allowed, Game

5	at Oakland	Dec. 22, 1968
4	at Indianapolis	Jan. 4, 2014
4	vs. Buffalo	Jan. 23, 2022
3	Five times; Last, at Tampa Bay	Feb. 7, 2021

PLAYOFF TEAM DEFENSIVE

SACKS

Most Sacks, Game

9	at Houston	Jan. 16, 1994
5	at San Diego	Jan. 2, 1993
5	vs. Houston	Jan. 12, 2020
5	vs. Cincinnati	Jan. 29, 2023
4	at Buffalo	Jan. 1, 1967
4	at Oakland	Jan. 4, 1970
4	vs. Baltimore	Jan. 9, 2011
4	vs. Buffalo	Jan. 24, 2021
4	at Baltimore	Jan. 28, 2024

INTERCEPTIONS

Most Interceptions By, Game

5	vs. Houston	Dec. 23, 1962
4	at Oakland	Jan. 4, 1970
4	vs. L.A. Raiders	Dec. 28, 1991
4	at Houston	Jan. 9, 2016
3	Five times; Last, at Indianapolis	Jan. 4, 2014

PLAYOFF OPPONENT INDIVIDUAL

SINGLE GAME

SCORING

Total Points

24	Gabriel Davis, Buffalo	Jan. 23, 2022
20	Jalen Hurts, Philadelphia	Feb. 12, 2023
18	Fred Biletnikoff, Oakland	Dec. 22, 1968
18	Thurman Thomas, Buffalo	Jan. 23, 1994
18	Chris Boswell, Pittsburgh	Jan. 15, 2017

Total Touchdowns

4	Gabriel Davis, Buffalo	Jan. 23, 2022
3	Fred Biletnikoff, Oakland	Dec. 22, 1968
3	Thurman Thomas, Buffalo	Jan. 23, 1994
3	Jalen Hurts, Philadelphia	Feb. 12, 2023
2	14 times; Last, Josh Allen, Buffalo	Jan. 21, 2024

Field Goals

6	Chris Boswell, Pittsburgh	Jan. 15, 2017
4	Tyler Bass, Buffalo	Jan. 24, 2021
4	Evan McPherson, Cincinnati	Jan. 30, 2022
3	Scott Norwood, Buffalo	Jan. 5, 1992
3	Steve Christie, Buffalo	Jan. 23, 1994
3	Adam Vinatieri, Indianapolis	Jan. 6, 2007
3	Billy Cundiff, Baltimore	Jan. 9, 2011
3	Jake Moody, San Francisco	Feb. 11, 2024

PASSING

Pass Attempts (All 40+)

52	Deshaun Watson, Houston	Jan. 12, 2020
48	Josh Allen, Buffalo	Jan. 24, 2021
46	George Blanda, Houston	Dec. 23, 1962
46	Tom Brady, New England	Jan. 20, 2019
45	Andrew Luck, Indianapolis	Jan. 4, 2014
44	Ben Roethlisberger, Pittsburgh	Jan. 16, 2022
43	Warren Moon, Houston	Jan. 16, 1994
42	Neil O'Donnell, Pittsburgh	Jan. 8, 1994
42	Tom Brady, New England	Jan. 16, 2016
41	Joe Burrow, Cincinnati	Jan. 29, 2023
40	Joe Namath, N.Y. Jets	Dec. 20, 1969

Pass Completions

32	Warren Moon, Houston	Jan. 16, 1994
31	Deshaun Watson, Houston	Jan. 12, 2020
30	Peyton Manning, Indianapolis	Jan. 6, 2007
30	Tom Brady, New England	Jan. 20, 2019
29	Andrew Luck, Indianapolis	Jan. 4, 2014
29	Ben Roethlisberger, Pittsburgh	Jan. 16, 2022

Passing Yards (All 300+)

443	Andrew Luck, Indianapolis	Jan. 4, 2014
388	Deshaun Watson, Houston	Jan. 12, 2020
348	Tom Brady, New England	Jan. 20, 2019
345	Daryle Lamonica, Oakland	Dec. 22, 1968
329	Josh Allen, Buffalo	Jan. 23, 2022
306	Warren Moon, Houston	Jan. 16, 1994
304	Peyton Manning, Indianapolis	Jan. 11, 2004
304	Jalen Hurts, Philadelphia	Feb. 12, 2023
302	Tom Brady, New England	Jan. 16, 2016

Long Pass

75	Josh Allen to Gabriel Davis, Buffalo	Jan. 23, 2022
69	Jack Kemp to Elbert Dubenion, Buffalo	Jan. 1, 1967

Touchdown Passes

5	Daryle Lamonica, Oakland	Dec. 22, 1968
4	Andrew Luck, Indianapolis	Jan. 4, 2014
4	Josh Allen, Buffalo	Jan. 23, 2022
3	Pat Ryan, N.Y. Jets	Dec. 28, 1986
3	Jim Kelly, Buffalo	Jan. 5, 1992
3	Neil O'Donnell, Pittsburgh	Jan. 8, 1994
3	Peyton Manning, Indianapolis	Jan. 11, 2004
3	Tom Brady, Tampa Bay	Feb. 7, 2021

Interceptions Thrown

5	George Blanda, Houston	Dec. 23, 1962
4	Todd Marinovich, L.A. Raiders	Dec. 28, 1991
4	Brian Hoyer, Houston	Jan. 9, 2016
3	Joe Namath, N.Y. Jets	Dec. 20, 1969
3	Daryle Lamonica, Oakland	Jan. 4, 1970
3	Jim Kelly, Buffalo	Jan. 5, 1992
3	Peyton Manning, Indianapolis	Jan. 6, 2007
3	Andrew Luck, Indianapolis	Jan. 4, 2014

RUSHING

Rushing Attempts

33	Thurman Thomas, Buffalo	Jan. 23, 1994
31	Freeman McNeil, N.Y. Jets	Dec. 28, 1986

30	Le'Veon Bell, Pittsburgh	Jan. 15, 2017
29	Sony Michel, New England	Jan. 20, 2019
26	Edgerrin James, Indianapolis	Jan. 11, 2004

Rushing Yards (All 100+)

186	Thurman Thomas, Buffalo	Jan. 23, 1994
170	Le'Veon Bell, Pittsburgh	Jan. 15, 2017
156	Derrick Henry, Tennessee	Jan. 6, 2018
135	Freeman McNeil, N.Y. Jets	Dec. 28, 1986
125	Edgerrin James, Indianapolis	Jan. 11, 2004
122	Joseph Addai, Indianapolis	Jan. 6, 2007
119	Marion Butts, San Diego	Jan. 2, 1993
113	Sony Michel, New England	Jan. 20, 2019
107	Nick Bell, L.A. Raiders	Dec. 28, 1991
101	Terrell Davis, Denver	Jan. 4, 1998
100	Thurman Thomas, Buffalo	Jan. 5, 1992

Rushing Touchdowns

3	Thurman Thomas, Buffalo	Jan. 23, 1994
3	Jalen Hurts, Philadelphia	Feb. 12, 2023
2	Elijah Pitts, Green Bay	Jan. 15, 1967
2	Terrell Davis, Denver	Jan. 4, 1998
2	Edgerrin James, Indianapolis	Jan. 11, 2004
2	Rex Burkhead, New England	Jan. 20, 2019
2	Sony Michel, New England	Jan. 20, 2019
2	Josh Allen, Buffalo	Jan. 21, 2024

Long Run

54	Marion Butts, San Diego	Jan. 2, 1993
----	-------------------------	--------------

RECEIVING

Pass Receptions

13	T.Y. Hilton, Indianapolis	Jan. 4, 2014
10	Todd Heap, Baltimore	Jan. 9, 2011
10	Julian Edelman, New England	Jan. 16, 2016
9	Haywood Jeffires, Houston	Jan. 16, 1994
9	Dallas Clark, Indianapolis	Jan. 6, 2007
9	DeAndre Hopkins, Houston	Jan. 12, 2020

Receiving Yards (All 100+)

224	T.Y. Hilton, Indianapolis	Jan. 4, 2014
201	Gabe Davis, Buffalo	Jan. 23, 2022
180	Fred Biletnikoff, Oakland	Dec. 22, 1968
140	Paul Warfield, Miami	Dec. 25, 1971
138	Max McGee, Green Bay	Jan. 15, 1967
127	Bobby Burnett, Buffalo	Jan. 1, 1967
118	DeAndre Hopkins, Houston	Jan. 12, 2020
115	Zay Flowers, Baltimore	Jan. 28, 2024
111	John Henderson, Minnesota	Jan. 11, 1970
108	Todd Heap, Baltimore	Jan. 9, 2011
108	Antonio Brown, Pittsburgh	Jan. 15, 2017
103	Dallas Clark, Indianapolis	Jan. 6, 2007
103	Tee Higgins, Cincinnati	Jan. 30, 2022
100	Andre Reed, Buffalo	Jan. 5, 1992
100	Julian Edelman, New England	Jan. 16, 2016
100	DeVonta Smith, Philadelphia	Feb. 12, 2023

Touchdown Receptions

4	Gabriel Davis, Buffalo	Jan. 23, 2022
3	Fred Biletnikoff, Oakland	Dec. 22, 1968
2	Max McGee, Green Bay	Jan. 15, 1967
2	Warren Wells, Oakland	Dec. 22, 1968
2	Andre Reed, Buffalo	Jan. 5, 1992
2	T.Y. Hilton, Indianapolis	Jan. 4, 2014
2	Rob Gronkowski, New England	Jan. 16, 2016
2	Rob Gronkowski, Tampa Bay	Feb. 7, 2021

DEFENSE / SPECIAL TEAMS

Interceptions Made

2	Kirby Jackson, Buffalo	Jan. 5, 1992
---	------------------------	--------------

Long Interception Return

50	Willie Wood, Green Bay	Jan. 15, 1967
----	------------------------	---------------

Long Punt Return

36	Darrien Gordon, Denver	Jan. 4, 1998
27	Britain Covey, Philadelphia	Feb. 12, 2023
22	Danny Amendola, New England	Jan. 16, 2016

Long Kickoff Return

63	Jamal Agnew, Jacksonville	Jan. 21, 2023
38	Irving Spikes, Miami	Dec. 31, 1994
38	Cordarrelle Patterson, New England	Jan. 20, 2019

Long Punt

66	Jordan Stout, Baltimore	Jan. 29, 2024
64	Reggie Roby, Miami	Jan. 5, 1991
59	Greg Montgomery, Houston	Jan. 16, 1994

PLAYOFF OPPONENT INDIVIDUAL

Long Field Goal (All 50+)

58	Pete Stoyanovich, Miami	Jan. 5, 1991
55	Jake Moody, San Francisco	Feb. 11, 2024
53	Jake Moody, San Francisco	Feb. 11, 2024
52	Ryan Succop, Tampa Bay	Feb. 7, 2021
52	Evan McPherson, Cincinnati	Jan. 30, 2022
51	Tyler Bass, Buffalo	Jan. 24, 2021

50 Adam Vinatieri, Indianapolis Jan. 6, 2007

Sacks

3 Gerald Williams, Pittsburgh Jan. 8, 1994
3 Whitney Mercilus, Houston Jan. 9, 2016

SUPERLATIVES

CHIEFS SUPERLATIVES

RECEIVING

100-Yard Pass Receivers (295) (Years 1960-2006)

Date	Opponent	Player	Rec.	Yds.	Avg.	LGTD	Result
1. 10/2/60	N.Y. Titans	Johnny Robinson	3	120	40.0	72	0
2. 12/18/60	Buffalo	Johnny Robinson	4	130	32.5	74t	1
3. 9/24/61	@ Oakland	Chris Burford	6	101	16.8	32	1
4. 11/3/61	@ Boston	Chris Burford	7	137	19.6	42t	1
5. 11/12/61	Buffalo	Chris Burford	9	107	11.9	36	0
6. 12/3/61	@ N.Y. Titans	Abner Haynes	6	127	21.2	43	0
7. 12/3/61	@ N.Y. Titans	Chris Burford	3	105	35.0	54	0
8. 12/10/61	Denver	Johnny Robinson	6	112	18.7	45t	1
9. 10/12/62	@ Boston	Chris Burford	10	171	17.1	31t	1
10. 10/21/62	N.Y. Titans	Abner Haynes	4	121	30.3	78	1
11. 11/18/62	@ Denver	Fred Arbanas	3	117	39.0	47t	1
12. 9/7/63	@ Denver	Frank Jackson	5	149	29.8	81t	2
13. 9/22/63	@ Buffalo	Chris Burford	11	106	9.6	19t	2
14. 10/13/63	Buffalo	Chris Burford	10	100	10.0	33t	1
15. 10/20/63	San Diego	Abner Haynes	8	149	18.6	73t	1
16. 12/1/63	@ N.Y. Jets	Frank Jackson	6	110	18.3	48	0
17. 9/13/64	@ Buffalo	Fred Arbanas	6	113	18.8	42	1
18. 9/27/64	@ Oakland	Abner Haynes	5	117	23.4	56t	1
19. 10/4/64	Houston	Chris Burford	8	143	17.9	50t	2
20. 10/4/64	Houston	Fred Arbanas	4	131	32.8	59	0
21. 10/11/64	@ Denver	Chris Burford	5	108	21.6	36	2
22. 10/11/64	@ Denver	Fred Arbanas	5	103	20.6	33	1
23. 11/1/64	Denver	Abner Haynes	5	106	21.2	40	1
24. 11/1/64	Denver	Curtis McClinton	4	103	25.8	66t	2
25. 11/29/64	@ N.Y. Jets	Frank Jackson	10	175	17.5	34	0
26. 12/6/64	Boston	Frank Jackson	7	144	20.6	72	0
27. 12/13/64	@ San Diego	Frank Jackson	8	142	17.8	64t	4
28. 11/21/65	@ Boston	Chris Burford	9	120	13.3	34	1
29. 11/28/65	Houston	Frank Jackson	5	118	23.6	45	1
30. 12/19/65	Denver	Curtis McClinton	5	213	42.6	69	0
31. 12/19/65	Denver	Otis Taylor	6	110	18.3	41	1
32. 9/25/66	@ Boston	Chris Burford	10	155	15.5	31t	3
33. 10/2/66	Buffalo	Otis Taylor	4	125	31.3	71t	1
34. 10/8/66	Denver	Otis Taylor	5	103	20.6	55	0
35. 10/30/66	Houston	Otis Taylor	5	187	37.4	77t	1
36. 11/13/66	Miami	Otis Taylor	4	113	28.3	89t	1
37. 11/20/66	Boston	Otis Taylor	9	133	14.8	26	2
38. 11/27/66	@ N.Y. Jets	Otis Taylor	6	136	22.7	45	0
39. 11/27/66	@ N.Y. Jets	Chris Burford	8	109	13.6	32	1
40. 10/15/67	San Diego	Otis Taylor	9	134	14.9	45	0
41. 9/28/68	Miami	Otis Taylor	3	113	37.7	44	1
42. 11/3/68	Oakland	Gloster Richardson	2	121	60.5	92t	2
43. 11/17/68	Boston	Frank Pitts	5	126	25.2	90t	1
44. 11/28/68	Houston	Frank Pitts	7	124	17.7	43t	2
45. 12/14/68	@ Denver	Otis Taylor	3	119	39.7	67t	1
46. 9/14/69	@ San Diego	Otis Taylor	5	111	22.2	55t	2
47. 10/19/69	Miami	Otis Taylor	4	131	32.8	79	0
48. 10/26/69	Cincinnati	Mike Garrett	5	101	20.2	41	1
49. 11/23/69	Oakland	Otis Taylor	6	103	17.2	36	1
50. 9/20/70	@ Minnesota	Otis Taylor	5	100	20.0	59t	1
51. 11/1/70	Oakland	Otis Taylor	4	129	32.3	56	1
52. 10/18/71	Pittsburgh	Otis Taylor	6	190	31.7	82	2
53. 10/24/71	Washington	Otis Taylor	5	105	21.0	28t	2
54. 12/12/71	Oakland	Otis Taylor	8	113	14.1	29t	1
55. 10/15/72	Cincinnati	Otis Taylor	10	149	14.9	26	1
56. 9/23/73	@ New England	Otis Taylor	5	115	23.0	46	0
57. 11/10/74	San Diego	Larry Brunson	8	193	24.1	84t	1
58. 10/19/75	@ San Diego	Walter White	2	105	52.5	60t	1
59. 12/21/75	@ Oakland	Barry Pearson	6	103	17.2	27	1
60. 10/3/76	@ Buffalo	Larry Brunson	6	106	17.7	24	0
61. 11/7/76	Pittsburgh	Walter White	6	105	17.5	40	0
62. 10/21/79	N.Y. Giants	Tony Reed	8	103	12.9	26	0
63. 10/19/80	@ Denver	Henry Marshall	6	103	17.2	46t	1
64. 11/23/80	@ St. Louis	Henry Marshall	7	117	16.7	36	0
65. 12/21/80	@ Baltimore	Henry Marshall	9	176	19.6	75t	2
66. 12/21/80	@ Baltimore	J.T. Smith	7	129	18.4	37t	1
67. 9/20/81	San Diego	J.T. Smith	9	140	15.6	33	0
68. 10/11/81	Oakland	Henry Marshall	6	110	18.3	43	1
69. 10/11/81	Oakland	Joe Delaney	3	104	34.7	61	0
70. 11/21/82	@ New Orleans	J.T. Smith	6	101	16.8	51	0
71. 12/12/82	L.A. Raiders	Al Dixon	6	102	17.0	37	0
72. 12/19/82	@ Denver	Carlos Carson	3	110	36.7	51	1
73. 9/4/83	Seattle	Carlos Carson	7	104	14.9	48	1
74. 9/18/83	@ Washington	Carlos Carson	6	109	18.2	34	0
75. 10/16/83	N.Y. Giants	Henry Marshall	7	131	18.7	46t	2
76. 11/6/83	L.A. Raiders	Carlos Carson	5	103	20.6	39	0
77. 11/20/83	@ Dallas	Carlos Carson	7	135	19.3	48t	2
78. 11/20/83	@ Dallas	Henry Marshall	8	115	14.4	35	0
79. 11/27/83	@ Seattle	Carlos Carson	7	149	21.3	35	1
80. 12/11/83	@ San Diego	Carlos Carson	7	165	23.6	50t	1
81. 9/9/84	Cincinnati	Anthony Hancock	3	109	36.3	46t	1
82. 9/23/84	@ Denver	Henry Marshall	8	148	18.5	37	0
83. 10/14/84	San Diego	Carlos Carson	7	165	23.6	29	0
84. 10/28/84	Tampa Bay	Carlos Carson	7	131	18.7	56	0
85. 11/25/84	@ N.Y. Giants	Carlos Carson	5	153	30.6	56	1
86. 12/2/84	Denver	Carlos Carson	7	126	18.0	36	1
87. 12/9/84	Seattle	Henry Marshall	8	166	20.8	36	1
88. 9/8/85	@ New Orleans	Carlos Carson	8	173	21.6	37	2
89. 9/12/85	L.A. Raiders	Carlos Carson	5	118	23.6	26	1
90. 12/22/85	San Diego	Stephone Paige	8	309	38.6	84t	2
91. 11/30/86	Buffalo	Stephone Paige	9	119	13.2	26	1
92. 10/25/87	@ San Diego	Carlos Carson	9	197	21.9	63t	2
93. 11/1/87	@ Chicago	Stephone Paige	5	121	24.2	51	1
94. 11/1/87	@ Chicago	Carlos Carson	7	117	16.7	29t	1
95. 11/15/87	N.Y. Jets	Jonathan Hayes	5	105	21.0	33	0
96. 12/13/87	L.A. Raiders	Carlos Carson	4	142	35.5	67t	1
97. 12/27/87	Seattle	Carlos Carson	4	120	30.0	81t	1
98. 12/27/87	Seattle	Stephone Paige	8	110	13.8	46t	1
99. 9/1/88	@ Seattle	Paul Palmer	8	105	13.1	27	0
100. 9/25/88	San Diego	Paul Palmer	5	122	24.4	71t	2
101. 10/2/88	@ N.Y. Jets	Carlos Carson	5	162	32.4	80t	1
102. 10/16/88	L.A. Raiders	Paul Palmer	5	103	20.6	48t	1
103. 11/20/88	Seattle	Stephone Paige	5	106	21.2	49	0
104. 12/4/88	N.Y. Jets	Stephone Paige	4	113	28.3	41t	2
105. 10/29/89	@ Pittsburgh	Stephone Paige	7	163	23.3	50	0
106. 11/26/89	Houston	Stephone Paige	7	114	16.3	42	0
107. 12/3/89	Miami	Stephone Paige	7	133	19.0	38	1
108. 9/17/90	@ Denver	Stephone Paige	10	206	20.6	83t	2
109. 12/1/90	@ New England	Stephone Paige	7	151	21.6	37	1
110. 12/23/90	@ San Diego	Todd McNair	3	111	37.0	65	1
111. 11/24/91	@ Cleveland	Emile Harry	11	159	14.5	36	1
112. 12/22/91	@ L.A. Raiders	J.J. Birden	8	188	23.5	57	2
113. 10/4/92	@ Denver	Willie Davis	5	127	25.4	50t	1
114. 10/11/92	Philadelphia	Willie Davis	5	167	33.4	74t	1
115. 10/18/92	@ Dallas	Willie Davis	6	100	16.7	38	0
116. 11/15/92	Washington	Tim Barnett	6	148	24.7	44t	2
117. 9/20/93	Denver	Willie Davis	6	139	23.2	35	0
118. 11/14/93	@ L.A. Raiders	Willie Davis	5	115	23.0	66t	1
119. 9/4/94	@ New Orleans	Willie Davis	7	109	15.6	42	1
120. 12/4/94	Denver	Willie Davis	3	107	35.7	62t	1
121. 12/4/94	Denver	J.J. Birden	7	101	14.4	44	0
122. 12/12/94	@ Miami	J.J. Birden	10	131	13.1	22t	1
123. 12/18/94	Houston	Lake Dawson	5	101	20.2	50	1
124. 9/3/95	@ Seattle	Willie Davis	6	155	25.8	60t	2
125. 9/24/95	@ Cleveland	Keith Cash	8	111	13.9	38t	1
126. 9/8/97	@ Oakland	Andre Rison	8	162	20.3	43	1
127. 11/30/97	San Francisco	Andre Rison	5	117	23.4	45	2
128. 11/22/98	@ San Diego	Derrick Alexander	5	173	34.6	41	1
129. 11/29/98	Arizona	Derrick Alexander	6	116	19.3	30t	2
130. 9/12/99	@ Chicago	Derrick Alexander	6	154	25.7	86t	1
131. 9/19/99	Denver	Derrick Alexander	6	117	19.5	49	0
132. 10/31/99	San Diego	Derrick Alexander	2	113	56.5	81t	1
133. 11/21/99	Seattle	Derrick Alexander	8	101	12.6	25	0
134. 9/17/00	San Diego	Sylvester Morris	6	112	18.7	36t	3
135. 9/24/00	@ Denver	Tony Gonzalez	10	127	12.7	17	1
136. 10/2/00	Seattle	Derrick Alexander	5	153	30.6	73	1
137. 10/15/00	Oakland	Tony Gonzalez	7	100	14.3	22	1
138. 10/22/00	St. Louis	Derrick Alexander	5	117	23.4	31	1
139. 10/22/00	St. Louis	Tony Gonzalez	5	117	23.4	39	1
140. 10/29/00	@ Seattle	Tony Gonzalez	8	101	12.6	22	0
141. 10/29/00	@ Seattle	Derrick Alexander	4	137	34.3	59t	2
142. 11/5/00	@ Oakland	Derrick Alexander	9	139	15.4	48t	2
143. 11/5/00	@ Oakland	Tony Gonzalez	9	134	14.9	29	0
144. 11/5/00	@ Oakland	Sylvester Morris	6	102	17.0	47	0
145. 11/19/00	Buffalo	Derrick Alexander	7	146	20.9	35	0
146. 12/4/00	@ New England	Tony Gonzalez	11	147	13.4	29	1
147. 12/4/00	@ New England	Derrick Alexander	5	116	23.2	81t	1
148. 10/7/01	@ Denver	Tony Gonzalez	8	129	16.1	35	0
149. 11/29/01	Philadelphia	Priest Holmes	8	100	12.5	37	0
150. 12/9/01	@ Oakland	Priest Holmes	5	109	21.8	67t	1
151. 12/30/01	@ Jacksonville	Eddie Kennison	6	121	20.2	50	0
152. 9/8/02	@ Cleveland	Eddie Kennison	4	120	30.0	64	0
153. 9/29/02	Miami	Tony Gonzalez	7	140	20.0	42t	3
154. 11/10/02	@ San Francisco	Eddie Kennison	8	134	16.8	23	0
155. 11/24/02	@ Seattle	Priest Holmes	7	110	15.7	64t	1
156. 12/15/02	@ Denver	Dante Hall	5	143	28.6	75t	2
157. 12/22/02	San Diego	Marc Boerigter	5	144	28.8	99t	2
158. 10/12/03	@ Green Bay	Tony Gonzalez	4	121	30.3	67	1
159. 10/12/03	@ Green Bay	Johnnie Morton	6	109	18.2	38	1
160. 10/26/03	Buffalo	Dante Hall	4	107	26.8	67t	1
161. 11/9/03	Cleveland	Eddie Kennison	7	115	16.4	27t	1
162. 11/23/03	Oakland	Priest Holmes	6	100	17.6	36	0
163. 12/7/03	@ Denver	Dante Hall	11	124	11.3	34	0
164. 12/14/03	Detroit	Derrick Blaylock	5	106	21.2	63t	1
165. 9/12/04	@ Denver	Eddie Kennison	6	101	16.8	57	0
166. 9/26/04	Houston	Tony Gonzalez	8	106	13.3	25	1
167. 10/17/04	@ Jacksonville	Johnnie Morton	7				

SUPERLATIVES

187.	10/29/06	Seattle	Eddie Kennison	6	132	22.0	51	0	W, 35-28
188.	10/29/06	Seattle	Tony Gonzalez	6	116	19.3	37	0	
189.	12/3/06	@ Cleveland	Eddie Kennison	7	117	16.7	39	1	L, 28-31 OT
190.	12/3/06	@ Cleveland	Tony Gonzalez	9	105	11.7	23	2	
191.	12/31/06	Jacksonville	Eddie Kennison	6	144	24.0	40	1	W, 35-30

100-Yard Pass Receivers (Years 2007-Present)

Date	Opponent	Player	Rec.	Yds.	Avg.	LG	TD	Result
192.	9/30/07 @ San Diego	Dwayne Bowe	8	164	20.5	51t	1	W, 30-16
193.	10/7/07 Jacksonville	Tony Gonzalez	8	100	12.5	22	0	L, 7-17
194.	10/14/07 Cincinnati	Tony Gonzalez	9	102	11.3	26t	2	W, 27-20
195.	11/4/07 Green Bay	Tony Gonzalez	10	109	10.9	25	1	L, 22-33
196.	11/11/07 Denver	Dwayne Bowe	9	105	11.7	23	0	L, 11-27
197.	12/2/07 San Diego	Tony Gonzalez	10	140	14.0	31	0	L, 10-24
198.	12/23/07 @ Detroit	Tony Gonzalez	10	137	13.7	29	0	L, 20-25
199.	10/26/08 @ N.Y. Jets	Dwayne Bowe	6	102	17.0	36	0	L, 24-28
200.	11/9/08 @ San Diego	Tony Gonzalez	10	113	11.3	34t	2	L, 19-20
201.	11/23/08 Buffalo	Tony Gonzalez	10	113	11.3	35	1	L, 31-54
202.	11/30/08 @ Oakland	Tony Gonzalez	8	110	13.8	23	0	W, 20-13
203.	12/21/08 Miami	Jamaal Charles	3	102	34.0	75	0	L, 31-38
204.	12/28/08 @ Cincinnati	Dwayne Bowe	10	103	10.3	32	0	L, 6-16
205.	10/18/09 @ Washington	Dwayne Bowe	6	109	18.2	32	0	W, 14-6
206.	11/22/09 Pittsburgh	Chris Chambers	4	119	29.8	61	0	W, 27-24 OT
207.	12/20/09 Cleveland	Chris Chambers	5	114	22.8	39	1	L, 34-41
208.	10/17/10 @ Houston	Dwayne Bowe	6	108	18.0	42t	2	L, 31-35
209.	11/14/10 @ Denver	Dwayne Bowe	13	186	14.3	24	2	L, 29-49
210.	11/21/10 Arizona	Dwayne Bowe	6	109	18.2	38t	2	W, 31-13
211.	11/28/10 @ Seattle	Dwayne Bowe	13	170	13.1	36t	3	W, 42-24
212.	12/26/10 Tennessee	Dwayne Bowe	6	153	25.5	75t	1	W, 34-14
213.	9/18/11 @ Detroit	Dwayne Bowe	5	101	20.2	45	0	L, 3-48
214.	10/2/11 Minnesota	Dwayne Bowe	5	107	21.4	52t	1	W, 22-17
215.	10/9/11 @ Indianapolis	Dwayne Bowe	7	128	18.3	41t	2	W, 28-24
216.	11/6/11 Miami	Steve Breaston	7	115	16.4	37	0	L, 3-31
217.	9/16/12 @ Buffalo	Dwayne Bowe	8	102	12.8	33t	2	L, 17-35
218.	9/30/12 San Diego	Dwayne Bowe	7	108	15.4	29t	1	L, 20-37
219.	9/19/13 @ Philadelphia	Donnie Avery	7	141	20.1	51	0	W, 26-16
220.	12/15/13 @ Oakland	Jamaal Charles	8	195	24.4	71t	4	W, 56-31
221.	12/7/14 @ Arizona	Travis Kelce	7	110	15.7	29	0	L, 14-17
222.	9/13/15 @ Houston	Travis Kelce	6	106	17.7	42t	2	W, 31-24
223.	9/28/15 @ Green Bay	Jeremy Maclin	8	141	17.6	61	1	L, 28-38
224.	10/4/15 @ Cincinnati	Jeremy Maclin	11	148	13.5	44	0	L, 36-21
225.	11/29/15 Buffalo	Jeremy Maclin	9	160	17.8	41t	1	W, 30-22
226.	9/11/16 San Diego	Spencer Ware	7	129	18.4	45	0	W, 33-27 OT
227.	10/30/16 @ Indianapolis	Travis Kelce	7	101	14.4	21	1	W, 30-14
228.	11/20/16 Tampa Bay	Travis Kelce	7	108	15.4	44	0	L, 17-19
229.	11/27/16 @ Denver	Travis Kelce	8	101	12.6	21	0	W, 30-27 OT
230.	12/4/16 @ Atlanta	Travis Kelce	8	140	17.5	35	0	W, 29-28
231.	12/8/16 Oakland	Travis Kelce	5	101	20.2	34	0	W, 21-13
232.	12/25/16 Denver	Travis Kelce	11	160	14.5	80t	1	W, 33-10
233.	9/7/17 @ New England	Tyreek Hill	7	133	19.0	75t	1	W, 42-27
234.	9/17/17 Philadelphia	Travis Kelce	8	103	12.9	44	1	W, 27-20
235.	10/2/17 Washington	Travis Kelce	7	111	15.9	32	1	W, 29-20
236.	10/19/17 @ Oakland	Tyreek Hill	6	125	20.8	64t	1	L, 30-31
237.	10/30/17 Denver	Travis Kelce	7	133	19.0	33	1	W, 29-19
238.	11/19/17 @ N.Y. Giants	Travis Kelce	8	109	13.6	32	0	L, 9-12 OT
239.	12/3/17 @ New York Jets	Tyreek Hill	6	185	30.8	79t	2	L, 31-38
240.	12/24/17 Miami	Tyreek Hill	6	109	18.2	52	0	W, 29-13
241.	12/31/17 @ Denver	Albert Wilson	10	147	14.7	24	0	W, 27-24
242.	9/9/18 @ L.A. Chargers	Tyreek Hill	7	169	24.1	58t	2	W, 38-28
243.	9/16/18 @ Pittsburgh	Travis Kelce	7	109	15.6	31	2	W, 42-37
244.	9/16/18 @ Pittsburgh	Sammy Watkins	6	100	16.7	40	0	

245.	9/23/18 San Francisco	Travis Kelce	8	114	14.3	25	0	W, 38-27
246.	10/7/18 Jacksonville	Travis Kelce	5	100	20.0	40	0	W, 30-14
247.	10/14/18 @ New England	Tyreek Hill	7	142	20.3	75t	3	L, 40-43
248.	10/14/18 @ New England	Kareem Hunt	5	105	21.0	67t	1	
249.	10/28/18 Denver	Sammy Watkins	8	107	13.4	24	2	W, 30-23
250.	11/11/18 Arizona	Tyreek Hill	7	117	16.7	38	2	W, 26-14
251.	11/19/18 @ L.A. Rams	Tyreek Hill	10	215	21.5	73t	2	L, 51-54
252.	11/19/18 @ L.A. Rams	Travis Kelce	10	127	12.7	37	1	W, 40-33
253.	12/2/18 @ Oakland	Travis Kelce	12	168	14.0	28	2	W, 40-33
254.	12/9/18 Baltimore	Tyreek Hill	8	139	17.4	48	0	W, 27-24 OT
255.	12/30/18 Oakland	Tyreek Hill	5	101	20.2	67t	1	W, 35-3
256.	9/8/19 @ Jacksonville	Sammy Watkins	9	198	22	68t	3	W, 40-26
257.	9/15/19 @ Oakland	Demarcus Robinson	6	172	28.7	44t	2	W, 28-10
258.	9/15/19 @ Oakland	Travis Kelce	7	107	15.3	34	1	W, 35-3
259.	10/6/19 Indianapolis	Byron Pringle	6	103	17.2	28	1	L, 13-19
260.	11/3/19 Minnesota	Tyreek Hill	6	140	23.3	41	1	W, 26-23
261.	11/10/19 @ Tennessee	Tyreek Hill	11	157	14.3	39	1	L, 32-35
263.	12/15/19 Denver	Travis Kelce	11	142	12.9	21	0	W, 23-3
263.	10/11/20 Las Vegas	Travis Kelce	8	108	13.5	32	1	L, 32-40
264.	11/1/20 N.Y. Jets	Travis Kelce	8	109	13.6	25	1	W, 35-9
265.	11/8/20 Carolina	Travis Kelce	10	159	15.9	44	0	W, 33-31
266.	11/8/20 Carolina	Tyreek Hill	9	113	12.6	28t	2	
267.	11/22/20 @ Las Vegas	Travis Kelce	8	127	15.9	22t	1	W, 35-31
268.	11/22/20 @ Las Vegas	Tyreek Hill	11	102	9.3	15	1	W, 27-24
269.	11/29/20 @ Tampa Bay	Tyreek Hill	13	269	20.7	75t	3	W, 22-16
270.	12/6/20 Denver	Travis Kelce	8	136	17.0	28	1	W, 22-16
271.	12/13/20 @ Miami	Travis Kelce	8	136	17.0	32	1	W, 33-27
272.	9/12/21 Cleveland	Tyreek Hill	11	197	17.9	75t	1	W, 33-29
273.	9/19/21 @ Baltimore	Travis Kelce	7	109	15.6	46t	1	L, 35-36
274.	9/26/21 L.A. Chargers	Travis Kelce	7	104	14.9	28	0	W, 24-30
275.	10/3/21 @ Philadelphia	Tyreek Hill	11	186	16.9	44t	3	W, 42-30
276.	11/14/21 @ Las Vegas	Travis Kelce	8	119	14.9	30	0	W, 41-14
277.	11/14/21 @ Las Vegas	Darrel Williams	9	101	11.2	38t	1	
278.	12/16/21 @ L.A. Chargers	Tyreek Hill	12	148	12.3	40	1	W, 34-28 OT
279.	12/16/21 @ L.A. Chargers	Travis Kelce	10	191	19.1	69	2	W, 28-24
280.	1/8/22 Denver	Mecole Hardman	8	103	12.9	44	0	W, 44-21
281.	9/11/22 @ Arizona	Travis Kelce	8	121	15.1	35	1	W, 44-21
282.	10/16/22 Buffalo	Juju Smith-Schuster	5	113	22.6	42t	1	L, 20-24
283.	10/16/22 Buffalo	Travis Kelce	8	108	13.5	25	0	W, 44-21
284.	10/23/22 @ San Francisco	Juju Smith-Schuster	7	124	17.7	45t	1	W, 44-23
285.	10/23/22 @ San Francisco	Marquez Valdes-Scantling	3	111	37.0	57	0	
286.	11/6/22 Tennessee	Travis Kelce	10	106	10.6	23	0	W, 20-17
287.	11/20/22 @ L.A. Chargers	Travis Kelce	6	115	19.2	34	3	W, 30-27
288.	12/11/22 @ Denver	Jerick McKinnon	7	112	16.0	56t	2	W, 34-28
289.	12/18/22 @ Houston	Travis Kelce	10	105	10.5	18	0	W, 30-24
290.	12/24/22 Seattle	Travis Kelce	6	113	18.8	52	0	W, 24-10
291.	10/12/23 Denver	Travis Kelce	9	124	13.8	40	0	W, 19-8
292.	10/22/23 L.A. Chargers	Travis Kelce	12	179	14.9	53	1	W, 31-17
293.	11/26/23 @ Las Vegas	Rashee Rice	8	107	13.4	39	1	W, 31-17
294.	12/31/23 Cincinnati	Rashee Rice	5	127	25.4	67	0	W, 25-17
295.	9/5/24 Baltimore	Rashee Rice	7	103	14.7	33	0	W, 27-20

Note: The Chiefs have registered 264 regular season games in franchise history with at least one 100-yard receiver. In those games with at least one 100-yard receiver, the Chiefs are 155-104-5 (.597). Kansas City has 31 regular season games with two or more 100-yard receivers in franchise history. They are 18-13-0 (.581) in those games.



SUPERLATIVES

Career 100-Yard Receiving Games

	Player	100-Yard Games
1.	Travis Kelce (2013-23)	37
2.	Tony Gonzalez (1997-08)	26
3.	Otis Taylor (1965-75)	20
4.	Carlos Carson (1980-89)	18
	Tyreek Hill (2016-21)	18
6.	Eddie Kennison (2001-07)	17
7.	Dwayne Bowe (2007-14)	15
8.	Chris Burford (1960-67)	12
	Derrick Alexander (1998-01)	12
10.	Stephone Paige (1983-91)	11
11.	Henry Marshall (1976-87)	8
	Willie Davis (1991-95)	8
13.	Frank Jackson (1961-65)	6
14.	Abner Haynes (1961-64)	5
	Priest Holmes (2001-07)	5
16.	Fred Arbanas (1962-70)	4
17.	Johnny Robinson (1960-71)	3
	J.T. Smith (1978-84)	3
	Paul Palmer (1987-88)	3
	J.J. Birden (1990-94)	3
	Dante Hall (2000-06)	3
	Johnnie Morton (2002-04)	3
	Jeremy Maclin (2015-16)	3
	Rashee Rice (2023-24)	3
	Sammy Watkins (2018-20)	3
26.	Curtis McClinton (1962-69)	2
	Frank Pitts (1965-70)	2
	Larry Brunson (1974-77)	2
	Walter White (1975-79)	2
	Andre Rison (1997-99)	2
	Sylvester Morris (2000-03)	2
	Larry Johnson (2003-09)	2
	Chris Chambers (2009-10)	2
	Jammal Charles (2008-16)	2
	Juju Smith-Schuster (2022)	2
37.	Gloster Richardson (1967-70)	1
	Mike Garrett (1966-70)	1
	Barry Pearson (1974-76)	1
	Tony Reed (1977-80)	1
	Joe Delaney (1981-82)	1
	Al Dixon (1979-82)	1
	Anthony Hancock (1982-86)	1
	Jonathan Hayes (1985-93)	1
	Todd McNair (1989-93, '96)	1
	Emile Harry (1986-92)	1
	Tim Barnett (1991-93)	1
	Lake Dawson (1994-97)	1
	Keith Cash (1992-96)	1
	Marc Boerigter (2002-05)	1
	Derrick Blaylock (2001-04)	1
	Donnie Avery (2013-14)	1
	Steve Breaston (2011-12)	1
	Spencer Ware (2015-19)	1
	Albert Wilson (2014-17)	1
	Kareem Hunt (2017-18)	1
	Demarcus Robinson (2016-21)	1
	Byron Pringle (2019-21)	1
	Darrel Williams (2018-21)	1
	Mecole Hardman (2019-23)	1
	Marquez Valdes-Scantling (2022-23)	1
	Jerick McKinnon (2021-23)	1

100-Yard Rushing / Receiving Games (5)

Date	Opponent	Player	Att.	Yds.	TDR	Rec.	Yds.	TD	Result
1. 9/27/64	@ Oakland	Abner Haynes	12	106	0	5	117	1	W, 21-9
2. 10/21/79	N.Y. Giants	Tony Reed	20	106	0	8	103	0	L, 17-21
3. 10/11/81	Oakland	Joe Delaney	28	106	0	3	104	0	W, 27-0
4. 12/9/01	@ Oakland	Priest Holmes	28	168	1	5	109	1	L, 26-28
5. 11/24/02	@ Seattle	Priest Holmes	23	197	2	7	110	1	L, 32-39

RUSHING

100-Yard Rushers (212)

Date	Opponent	Player	Att.	Yds.	Avg.	LG	TD	Result
1. 11/13/60	Denver	Abner Haynes	15	114	7.6	58	1	W,34-7
2. 11/24/60	@ N.Y. Titans	Abner Haynes	11	157	14.3	67t	2	L,35-41
3. 9/10/61	San Diego	Jack Spikes	7	109	15.6	74t	1	L,10-26
4. 10/1/61	Houston	Abner Haynes	19	117	6.2	35	1	W,26-21
5. 10/1/61	Houston	Jack Spikes	15	146	9.7	73t	3	
6. 10/8/61	@ Denver	Abner Haynes	26	139	5.3	53	0	W,19-12
7. 11/26/61	Oakland	Abner Haynes	14	158	11.3	33	5	W,43-11
8. 12/10/61	Denver	Frank Jackson	16	106	6.6	49t	4	W,49-21
9. 12/17/61	N.Y. Titans	Abner Haynes	19	107	5.6	34	2	W,35-24
10. 9/8/62	Boston	Abner Haynes	19	122	6.4	30t	4	W,42-38
11. 9/30/62	Buffalo	Abner Haynes	16	164	10.3	71t	2	W,41-21
12. 11/11/62	@ N.Y. Titans	Abner Haynes	24	107	4.5	21	2	W,52-31
13. 11/11/62	@ N.Y. Titans	Curtis McClinton	19	102	5.4	11	1	
14. 11/25/62	Oakland	Abner Haynes	18	112	6.2	33t	2	W,35-7
15. 11/25/62	Oakland	Curtis McClinton	12	109	9.1	46	0	
16. 12/9/62	Denver	Curtis McClinton	15	105	7.0	69t	1	W,17-10
17. 11/3/63	@ Oakland	Curtis McClinton	15	101	6.7	36	0	L,7-10
18. 9/27/64	@ Oakland	Abner Haynes	12	106	8.8	41	0	W,21-9
19. 11/22/64	@ Houston	Abner Haynes	25	156	6.2	42	0	W,28-19
20. 11/29/64	@ N.Y. Jets	Abner Haynes	11	120	10.9	80t	2	L,14-27
21. 10/24/65	@ Houston	Mack Lee Hill	17	130	7.6	30	1	L,36-38
22. 11/28/65	Houston	Curtis McClinton	20	123	6.2	28	0	W,52-21
23. 9/11/66	@ Buffalo	Bert Coan	11	101	9.2	32	1	W,42-20
24. 10/23/66	@ Denver	Bert Coan	13	111	8.5	35t	3	W,56-10
25. 10/30/66	Houston	Mike Garrett	9	102	11.3	77t	1	W,48-23
26. 12/18/66	@ San Diego	Mike Garrett	25	161	6.4	26	1	W,27-17
27. 9/24/67	@ Miami	Mike Garrett	20	131	6.5	28	0	W,24-0
28. 10/29/67	Denver	Mike Garrett	20	101	5.1	20t	2	W,52-9
29. 11/5/67	N.Y. Jets	Mike Garrett	23	192	8.3	28	1	W,42-18
30. 12/17/67	@ Denver	Mike Garrett	20	169	8.5	58	0	W,38-24
31. 9/28/68	@ Miami	Robert Holmes	13	123	9.5	76t	1	W,48-3
32. 10/20/68	Oakland	Mike Garrett	24	109	4.5	16	0	W,24-10
33. 11/10/68	@ Cincinnati	Robert Holmes	21	158	7.5	27t	1	W,16-9
34. 10/26/69	Cincinnati	Warren McVea	17	141	8.3	80t	1	W,42-22
35. 11/16/69	@ N.Y. Jets	Warren McVea	15	102	6.8	22	1	W,34-16
36. 11/1/70	Oakland	Ed Podolak	19	108	5.7	39	0	T,17-17
37. 11/22/70	St. Louis	Ed Podolak	23	112	4.9	32	0	T,6-6
38. 12/6/70	Denver	Ed Podolak	12	139	11.6	65t	1	W,16-0
39. 10/24/71	Washington	Ed Podolak	24	110	4.6	21	0	W,27-20
40. 11/5/72	Oakland	Ed Podolak	27	115	4.3	30	0	W,27-14
41. 12/10/72	Baltimore	Wendell Hayes	19	104	5.5	16	0	W,24-10
42. 11/12/73	Chicago	Ed Podolak	28	134	4.8	13	0	W,19-7
43. 12/2/73	Cleveland	Willie Ellison	20	108	5.4	19	0	T,20-20
44. 10/27/74	@ San Diego	Woody Green	23	146	6.3	43	1	W,24-14
45. 11/18/74	@ Denver	Woody Green	18	114	6.3	24	1	W,42-34
46. 12/8/74	Oakland	Jeff Kinney	21	124	5.9	21	0	L,6-7
47. 10/12/75	Oakland	Woody Green	24	101	4.2	18	1	W,42-10
48. 11/23/75	Detroit	Woody Green	19	135	7.1	42	0	W,24-21 OT
49. 11/23/75	Detroit	MacArthur Lane	16	108	6.8	39	2	
50. 11/28/76	@ San Diego	Ed Podolak	25	127	5.1	12	2	W,23-20
51. 12/12/76	Cleveland	Ed Podolak	29	137	4.7	22t	3	W,39-14
52. 10/3/77	Oakland	Tony Reed	12	119	9.9	59	0	L,28-37
53. 11/13/77	@ Chicago	Ed Podolak	29	102	3.5	14t	2	L,27-28
54. 9/3/78	@ Cincinnati	Mark Bailey	26	106	4.1	12	0	W,24-23
55. 9/10/78	Houston	Tony Reed	16	141	8.8	28	1	L,17-20
56. 9/17/78	@ N.Y. Giants	Tony Reed	14	114	8.1	48	0	L,10-26
57. 10/1/78	@ Buffalo	MacArthur Lane	17	144	8.5	30	0	L,13-28
58. 11/12/78	@ San Diego	Arnold Morgado	29	115	4.0	12	2	L,23-29 OT
59. 11/26/78	San Diego	Ted McKnight	11	104	9.5	22	0	W,23-0
60. 12/17/78	@ Seattle	Tony Reed	11	121	11.0	62t	1	L,19-23
61. 9/30/79	@ Seattle	Ted McKnight	12	147	12.3	84t	2	W,24-6
62. 10/21/79	N.Y. Giants	Tony Reed	20	106	5.3	14	0	L,17-21
63. 11/18/79	@ Oakland	Mike Williams	28	109	3.9	21	0	W,24-21
64. 10/4/81	@ New England	Joe Delaney	18	101	5.6	18t	1	L,17-33
65. 10/11/81	Oakland	Joe Delaney	28	106	3.8	12	0	W,27-0
66. 10/18/81	Denver	Joe Delaney	21	149	7.1	82t	1	W,24-14
67. 11/1/81	@ San Diego	Joe Delaney	23	117	5.1	19	0	L,20-22
68. 11/15/81	Houston	Joe Delaney	23	193	6.7	26	1	W,23-10
69. 11/22/81	Seattle	James Hadnot	10	106	10.6	24	0	W,40-13
70. 12/20/81	@ Minnesota	Billy Jackson	25	102	4.1	18	0	W,10-6
71. 12/8/85	Atlanta	Mike Pruitt	16	102	6.4	54	0	W,38-10
72. 9/13/87	San Diego	Christian Okoye	21	105	5.0	43t	1	W,20-13
73. 12/27/87	Seattle	Herman Heard	12	107	8.9	37t	1	W,41-20
74. 11/13/88	Cincinnati	Christian Okoye	16	102	6.4	48	1	W,31-28
75. 9/24/89	@ San Diego	Christian Okoye	16	112	7.0	59	0	L,6-21
76. 10/1/89	Cincinnati	Christian Okoye	25	101	4.0	16	1	L,17-21
77. 10/8/89	@ Seattle	Christian Okoye	30	156	5.2	14	1	W,20-16
78. 10/22/89	Dallas	Christian Okoye	33	170	5.2	23	2	W,36-28
79. 10/29/89	@ Pittsburgh	Christian Okoye	23	101	4.4	19	0	L,17-23
80. 11/5/89	Seattle	Christian Okoye	37	126	3.4	16	1	W,20-10
81. 12/3/89	Miami	Christian Okoye	32	148	4.6	13	1	W,26-21
82. 12/10/89	@ Green Bay	Christian Okoye	38	131	3.5	12	1	W,21-3
83. 9/23/90	@ Green Bay	Christian Okoye	23	122	5.3	32	1	W,17-3
84. 10/14/90	Detroit	Barry Word	18	200	11.1	53t	2	W,43-24
85. 12/2/90	@ New England	Barry Word	19	112	5.9	18	0	W,37-7
86. 12/23/90	@ San Diego	Barry Word	28	106	3.8	14	1	W,24-21
87. 9/1/91	Atlanta	Christian Okoye	22	143	6.5	48	1	W,14-3
88. 10/7/91	Buffalo	Christian Okoye	29	122	4.2	14	2	W,33-6
89. 10/7/91	Buffalo	Harvey Williams	20	103	5.2	21	0	
90. 10/13/91	Miami	Christian Okoye	23	153	6.7	38t	2	W,42-7
91. 12/14/91	@ San Francisco	Barry Word	17	115	6.8	37	1	L,14-28



SUPERLATIVES

92.	12/22/91	@ L.A. Raiders	Barry Word	35	152	4.3	15	1	W,27-21
93.	9/20/92	@ Houston	Barry Word	22	114	5.2	13	0	L,20-23 OT
94.	9/28/92	L.A. Raiders	Barry Word	27	125	4.6	16	0	W,27-7
95.	12/24/94	@ L.A. Raiders	Marcus Allen	33	132	4.0	14	0	W,19-9
96.	9/3/95	@ Seattle	Greg Hill	15	109	7.3	27	0	W,34-10
97.	10/22/95	Denver	Marcus Allen	21	121	5.8	17	1	W,21-7
98.	12/3/95	@ Oakland	Marcus Allen	21	124	5.9	38	1	W,29-23
99.	12/24/95	Seattle	Greg Hill	21	113	5.4	16	0	W,26-3
100.	11/3/96	@ Minnesota	Greg Hill	15	100	6.7	28	2	W,21-6
101.	11/28/96	@ Detroit	Greg Hill	17	103	6.1	16	0	W,28-24
102.	9/6/98	Oakland	Donnell Bennett	24	115	4.8	26	1	W,28-8
103.	12/13/98	Dallas	Bam Morris	27	137	5.1	25	1	W,20-17
104.	9/19/99	Denver	Kimble Anders	22	142	6.5	46	0	W,26-10
105.	10/22/00	St. Louis	Kimble Anders	13	102	7.8	69	2	W,54-34
106.	12/17/00	Denver	Tony Richardson	23	156	6.8	33	1	W,20-7
107.	9/30/01	@ Washington	Priest Holmes	23	147	6.4	27	2	W,45-13
108.	10/14/01	Pittsburgh	Priest Holmes	20	150	7.5	26	2	L,17-20
109.	11/4/01	@ San Diego	Priest Holmes	30	181	6.0	26	1	W,25-20
110.	11/25/01	Seattle	Priest Holmes	26	120	4.6	12	0	W,19-7
111.	12/9/01	@ Oakland	Priest Holmes	28	168	6.0	20	1	L,26-28
112.	12/16/01	Denver	Priest Holmes	29	121	4.2	14	1	W,26-23 OT
113.	1/6/02	@ Seattle	Priest Holmes	23	117	5.1	22	0	L,18-21
114.	9/8/02	@ Cleveland	Priest Holmes	22	122	5.5	26	4	W,40-39
115.	9/22/02	@ New England	Priest Holmes	30	180	6.0	25	2	L,38-41 OT
116.	10/6/02	@ N.Y. Jets	Priest Holmes	23	152	6.6	27	1	W,29-25
117.	10/20/02	Denver	Priest Holmes	24	113	4.7	14	3	L,34-37 OT
118.	11/17/02	Buffalo	Priest Holmes	31	104	3.4	15	1	W,17-16
119.	11/24/02	@ Seattle	Priest Holmes	23	197	8.6	30	2	L,32-39
120.	12/1/02	Arizona	Priest Holmes	16	113	7.1	21	2	W,49-9
121.	12/8/02	St. Louis	Priest Holmes	24	132	5.5	17	2	W,49-10
122.	12/15/02	@ Denver	Priest Holmes	18	161	8.9	56	0	L,24-31
123.	9/14/03	Pittsburgh	Priest Holmes	26	122	4.7	31	3	W,41-20
124.	10/20/03	@ Oakland	Priest Holmes	27	123	4.6	20	1	W,17-10
125.	11/30/03	@ San Diego	Priest Holmes	31	162	5.2	25	2	W,28-24
126.	9/12/04	@ Denver	Priest Holmes	26	151	5.8	33	3	L,24-34
127.	9/26/04	Houston	Priest Holmes	32	134	4.2	18	0	L,21-24
128.	10/4/04	@ Baltimore	Priest Holmes	33	125	3.8	16	2	W,27-24
129.	10/24/04	Atlanta	Priest Holmes	22	139	6.3	16	4	W,56-10
130.	10/31/04	Indianapolis	Priest Holmes	32	143	4.5	21	3	W,45-35
131.	11/14/04	@ New Orleans	Derrick Blaylock	33	186	5.6	24	1	L,20-27
132.	12/5/04	@ Oakland	Larry Johnson	20	118	5.9	34	1	W,34-27
133.	12/13/04	@ Tennessee	Larry Johnson	7	104	14.9	46	2	W,49-38
134.	12/19/04	Denver	Larry Johnson	30	151	5.0	32	2	W,45-17
135.	9/11/05	N.Y. Jets	Larry Johnson	9	110	12.2	35	2	W,27-7
136.	11/6/05	Oakland	Larry Johnson	22	107	4.9	15	2	W,27-23
137.	11/13/05	@ Buffalo	Larry Johnson	27	132	4.9	24	0	L,3-13
138.	11/20/05	@ Houston	Larry Johnson	36	211	5.9	30	2	W,45-17
139.	11/27/05	New England	Larry Johnson	31	119	3.8	16	1	W,26-16
140.	12/4/05	Denver	Larry Johnson	30	140	4.7	30	2	W,31-27
141.	12/11/05	@ Dallas	Larry Johnson	26	143	5.5	26	3	L,28-31
142.	12/17/05	@ N.Y. Giants	Larry Johnson	31	167	5.4	28	2	L,17-27
143.	12/24/05	San Diego	Larry Johnson	32	131	4.1	21	1	W,20-7
144.	1/1/06	Cincinnati	Larry Johnson	26	201	7.7	49	3	W,37-3
145.	9/17/06	@ Denver	Larry Johnson	27	126	4.7	24	0	L,6-9 OT
146.	10/1/06	San Francisco	Larry Johnson	30	101	3.4	28	2	W,41-0
147.	10/22/06	San Diego	Larry Johnson	28	132	4.7	22	2	W,30-27
148.	10/29/06	Seattle	Larry Johnson	39	155	4.0	38	3	W,35-28
149.	11/5/06	@ St. Louis	Larry Johnson	27	172	6.4	45	1	W,31-17
150.	11/19/06	Oakland	Larry Johnson	31	154	5.0	18	2	W,17-13
151.	11/23/06	Denver	Larry Johnson	34	157	4.6	21	1	W,19-10
152.	12/3/06	@ Cleveland	Larry Johnson	28	110	3.9	24	0	L,28-31 OT
153.	12/10/06	Baltimore	Larry Johnson	23	120	5.2	47	0	L,10-20
154.	12/23/06	@ Oakland	Larry Johnson	31	135	4.4	19	1	W,20-9
155.	12/31/06	Jacksonville	Larry Johnson	33	138	4.2	40	3	
156.	9/30/07	@ San Diego	Larry Johnson	25	123	4.9	37	0	W,30-16
157.	10/14/07	Cincinnati	Larry Johnson	31	119	3.8	34	1	W,27-20
158.	10/21/07	@ Oakland	Larry Johnson	24	112	4.7	54	1	W,12-10
159.	11/25/07	Oakland	Kolby Smith	31	150	4.8	19	2	L,17-20
160.	9/21/08	@ Atlanta	Larry Johnson	24	121	5.0	48	1	L,14-38
161.	9/28/08	Denver	Larry Johnson	28	198	7.1	65	2	W,33-19
162.	11/2/08	Tampa Bay	Jamaal Charles	18	106	5.9	22	0	L,27-30 OT
163.	12/21/08	Miami	Larry Johnson	12	108	9.0	33	1	L,31-38
164.	11/15/09	@ Oakland	Jamaal Charles	18	103	5.7	44	1	W,16-10
165.	12/13/09	Buffalo	Jamaal Charles	20	143	7.2	76	1	L,10-16
166.	12/20/09	Cleveland	Jamaal Charles	25	154	6.2	47	1	L,34-41
167.	12/27/09	@ Cincinnati	Jamaal Charles	24	102	4.3	14	0	L,10-17
168.	1/3/10	@ Denver	Jamaal Charles	25	259	10.4	56	2	W,44-24
169.	10/17/10	@ Houston	Thomas Jones	19	100	5.3	19	1	L,31-35
170.	10/24/10	Jacksonville	Thomas Jones	20	125	6.3	70	1	W,42-20
171.	10/31/10	Buffalo	Jamaal Charles	22	177	8.0	32	0	W,13-10 OT
172.	11/28/10	@ Seattle	Jamaal Charles	22	173	7.9	29	1	W,42-24
173.	12/5/10	Denver	Jamaal Charles	21	116	5.5	16	0	W,10-6
174.	12/19/10	@ St. Louis	Jamaal Charles	11	126	11.5	80	1	W,27-13
175.	10/9/11	@ Indianapolis	Jackie Battle	19	119	6.3	24	0	W,28-24
176.	9/23/12	@ New Orleans	Jamaal Charles	33	233	7.1	91	1	W,27-24 OT
177.	10/7/12	Baltimore	Jamaal Charles	31	140	4.5	25	0	L,6-9
178.	11/12/12	@ Pittsburgh	Jamaal Charles	23	100	4.3	12	1	L,13-16
179.	11/25/12	Denver	Jamaal Charles	23	107	4.7	15	0	L,9-17
180.	12/2/12	Carolina	Jamaal Charles	27	127	4.7	16	0	W,27-21
181.	12/9/12	@ Cleveland	Jamaal Charles	18	165	9.2	80	1	L,7-30
182.	12/23/12	Indianapolis	Jamaal Charles	22	226	10.3	86	1	L,13-20
183.	12/23/12	Indianapolis	Peyton Hillis	15	101	6.7	16	0	
184.	10/6/13	@ Tennessee	Jamaal Charles	22	108	4.9	19	1	W,26-17
185.	11/24/13	San Diego	Jamaal Charles	14	115	8.2	46	2	L,38-41
186.	12/8/13	@ Washington	Jamaal Charles	19	150	7.9	35	1	W,45-10
187.	12/22/13	Indianapolis	Jamaal Charles	13	106	8.2	31	1	L,7-23
188.	9/21/14	@ Miami	Knile Davis	32	132	4.1	21	1	W,34-15
189.	9/29/14	New England	Knile Davis	16	107	6.7	48	0	W,41-14
190.	11/16/14	Seattle	Jamaal Charles	20	159	8.0	47	2	W,24-20
191.	9/17/15	Denver	Jamaal Charles	21	125	6.0	34	1	L,31-24
192.	10/25/15	Pittsburgh	Charcandrick West	22	110	5.0	36	1	W,23-13
193.	11/29/15	Buffalo	Spencer Ware	19	114	6.0	35	1	W,30-22
194.	10/16/16	@ Oakland	Spencer Ware	24	131	5.5	45	1	W,26-10
195.	9/7/17	@ New England	Kareem Hunt	17	148	8.7	58	1	W,42-27
196.	9/24/17	@ L.A. Chargers	Kareem Hunt	17	172	10.1	69	1	W,24-10
197.	10/2/17	Washington	Kareem Hunt	21	101	4.8	17	0	W,29-20
198.	10/8/17	@ Houston	Kareem Hunt	29	107	3.7	23	0	W,42-34
199.	12/10/17	Oakland	Kareem Hunt	25	116	4.6	17	1	W,26-15
200.	12/16/17	L.A. Chargers	Kareem Hunt	24	155	6.5	23	1	W,30-13
201.	10/1/18	@ Denver	Kareem Hunt	19	121	6.4	45	1	W,27-23
202.	12/23/18	@ Seattle	Damien Williams	13	103	7.9	25	0	L,31-38
203.	11/3/19	Minnesota	Damien Williams	12	125	10.4	91	1	W,26-23
204.	12/29/19	L.A. Chargers	Damien Williams	12	124	10.3	84	2	W,31-21
205.	9/10/20	Houston	C.Edwards-Helaire	25	138	5.5	27	1	W,34-20
206.	10/19/20	@ Buffalo	C.Edwards-Helaire	26	161	6.2	31	0	W,26-17
207.	9/26/21	L.A. Chargers	C.Edwards-Helaire	17	100	5.9	14	0	L,24-30
208.	10/3/21	@ Philadelphia	C.Edwards-Helaire	14	102	7.3	17	0	W,42-30
209.	11/20/22	@ L.A. Chargers	Isiah Pacheco	15	107	7.1	28	0	W,30-27
210.	10/1/23	@ N.Y. Jets	Isiah Pacheco	20	115	5.8	48	1	W,23-20
211.	12/3/23	@ Green Bay	Isiah Pacheco	18	110	6.1	26	0	L,19-27
212.	12/31/23	Cincinnati	Isiah Pacheco	18	130	7.2	37	0	W,25-17

Note: The Chiefs have registered 206 regular season games with one or more 100-yard rushers in franchise history. The team is 147-56-3 (.721) all-time in regular season games with at least one 100-yard rusher. The team has six regular season games with two or more 100-yard rushers in franchise history. They are 5-1-0 (.833) all-time in those games.

Career 100-Yard Rushing Games

	Player	100-Yard Games
--	--------	----------------

SUPERLATIVES

	Player	Games	Record				
1.	Patrick Mahomes (2017-23)	45	38-7 (.844)	10.	Matt Cassel (2009-12)	4	1-3 (.250)
2.	Trent Green (2001-06)	24	11-13 (.450)		Cotton Davidson (1960-61)	3	1-2 (.333)
3.	Bill Kenney (1979-88)	15	6-9 (.400)		Steve Bono (1994-96)	3	1-2 (.333)
4.	Len Dawson (1962-75)	9	4-4-1 (.500)	12.	Mike Livingston (1968-79)	2	2-0 (1.000)
5.	Alex Smith (2013-17)	8	4-4 (.500)		Dave Krieg (1992-93)	2	1-1 (.500)
6.	Elvis Grbac (1997-00)	7	3-4 (.429)		Rich Gannon (1995-98)	2	0-2 (.000)
7.	Steve DeBerg (1988-91)	5	1-3-1 (.300)	16.	Damon Huard (2004-08)	2	1-1 (.500)
8.	Joe Montana (1993-94)	4	3-1 (.750)		Tony Adams (1975-78)	1	0-1 (.000)
					Tyler Thigpen (2007-09)	1	0-1 (.000)
					Kyle Orton (2011)	1	0-1 (.000)

SUPERLATIVES

OPPONENT SUPERLATIVES

RECEIVING

100-Yard Pass Receivers (299) (Years 1960-2006)

Date	Opponent	Player	Rec.	Yds.	Avg.	LGTD	Result
1. 9/10/60	@ L.A. Chargers	Ralph Anderson	5	103	20.646t	1	L, 20-21
2. 10/2/60	N.Y. Titans	Art Powell	7	134	19.149	1	L, 35-37
3. 10/16/60	@ Houston	Bill Groman	10	140	14.021	1	L, 10-20
4. 11/6/60	@ Buffalo	Elbert Dubenion	8	161	20.143	1	W, 45-28
5. 11/24/60	@ N.Y. Titans	Don Maynard	10	179	17.945t	1	L, 35-41
6. 11/24/60	@ N.Y. Titans	Art Powell	8	110	13.838	1	
7. 10/1/61	Houston	Charley Hennigan	3	101	33.763t	1	W, 26-21
8. 10/8/61	@ Denver	Lionel Taylor	7	120	17.134	1	W, 19-12
9. 10/15/61	@ Buffalo	Glenn Bass	4	159	39.766t	1	L, 24-27
10. 10/22/61	@ Houston	Bill Groman	4	123	30.880t	2	L, 7-38
11. 10/22/61	@ Houston	Charley Hennigan	4	108	27.066t	1	
12. 11/19/61	@ San Diego	Dave Kocourek	7	169	24.161t	1	L, 14-24
13. 11/19/61	@ San Diego	Don Norton	6	120	20.042	0	
14. 12/3/61	@ N.Y. Titans	Dick Christy	6	145	24.268	0	L, 7-28
15. 10/21/62	N.Y. Titans	Don Maynard	4	102	25.562	0	
16. 11/11/62	@ N.Y. Titans	Art Powell	6	102	17.025	1	W, 52-31
17. 12/2/62	@ Buffalo	Ernie Warlick	9	117	13.020	1	L, 14-23
18. 12/9/62	Denver	Lionel Taylor	7	110	15.741	0	W, 17-10
19. 9/22/63	@ Buffalo	Elbert Dubenion	5	100	20.028	0	T, 27-27
20. 10/20/63	San Diego	Lance Alworth	9	232	25.872t	2	L, 17-38
21. 11/17/63	@ Boston	Tony Romeo	10	149	14.939	1	T, 24-24
22. 11/17/63	@ Boston	Jim Cocolough	9	137	15.238	0	
23. 10/18/64	Buffalo	Elbert Dubenion	5	122	24.455t	2	L, 22-35
24. 11/1/64	Denver	Hewritt Dixon	5	121	24.262t	1	W, 49-39
25. 11/1/64	Denver	Al Denson	3	113	37.822t	1	
26. 11/15/64	San Diego	Lance Alworth	5	168	33.659	1	L, 14-28
27. 11/22/64	Houston	Charley Hennigan	8	111	13.930	2	W, 28-19
28. 11/14/65	San Diego	Lance Alworth	6	181	30.252	1	W, 31-7
29. 12/12/65	@ Buffalo	Bo Roberson	6	127	21.266t	2	L, 25-34
30. 9/18/66	@ Oakland	Art Powell	9	133	14.832	0	W, 32-10
31. 10/16/66	Oakland	Hewritt Dixon	5	129	25.876t	2	L, 13-34
32. 11/6/66	San Diego	Lance Alworth	6	101	16.846t	2	W, 24-14
33. 11/20/66	Boston	Art Graham	11	134	12.238t	2	T, 27-27
34. 11/27/66	@ N.Y. Jets	George Sauer	6	121	20.243	1	W, 32-24
35. 12/18/66	@ San Diego	Lance Alworth	8	156	19.538	1	W, 27-17
36. 10/8/67	Miami	Jack Clancy	6	102	17.028	0	W, 41-0
37. 10/15/67	San Diego	Gary Garrison	4	108	27.050	0	L, 31-45
38. 10/29/67	Denver	Al Denson	4	107	26.848t	1	W, 52-9
39. 11/5/67	N.Y. Jets	Bill Mathis	9	135	15.030	1	W, 42-18
40. 11/23/67	Oakland	Fred Biletnikoff	6	158	26.356	1	L, 22-44
41. 12/17/67	@ Denver	Eric Crabtree	6	129	21.576	1	W, 38-24
42. 9/9/68	@ Houston	Alvin Reed	4	107	26.846	0	W, 26-21
43. 9/15/68	N.Y. Jets	Don Maynard	8	203	25.457t	2	L, 19-20
44. 9/22/68	Denver	Eric Crabtree	7	113	16.146	0	W, 34-2
45. 10/5/68	@ Buffalo	Haven Moses	5	108	21.641	1	W, 18-7
46. 10/27/68	San Diego	Lance Alworth	6	169	28.251	0	W, 27-20
47. 11/3/68	@ Oakland	Fred Biletnikoff	8	144	18.082	0	L, 21-38
48. 11/3/68	@ Oakland	Warren Wells	6	125	20.829	1	
49. 11/28/68	Houston	Jim Beirne	4	103	25.866t	1	W, 24-10
50. 12/14/68	@ Denver	Mike Haffner	4	122	30.552	0	W, 30-7
51. 9/28/69	@ Bengals	Bob Trumpy	4	100	25.080t	1	L, 19-24
52. 11/16/69	@ N.Y. Jets	Don Maynard	9	137	15.229	1	W, 34-16
53. 9/28/70	@ Baltimore	Eddie Hinton	11	190	17.340	0	W, 44-24
54. 10/25/70	Dallas	Bob Hayes	2	100	50.089t	1	L, 16-27
55. 11/8/70	Houston	Roy Hopkins	6	101	16.843	0	W, 24-9
56. 12/20/70	@ San Diego	Gary Garrison	5	149	29.867	0	L, 13-31
57. 10/24/71	Washington	Charley Taylor	7	125	17.949	2	W, 27-20
58. 10/31/71	Oakland	Fred Biletnikoff	7	128	18.329	1	T, 20-20
59. 11/14/71	Cleveland	Frank Pitts	5	129	25.830	0	W, 13-7
60. 11/21/71	Denver	Jerry Simmons	6	153	25.547	0	W, 28-10
61. 11/5/72	Oakland	Fred Biletnikoff	10	114	11.421	0	W, 27-14
62. 10/21/73	@ Cincinnati	Isaac Curtis	8	106	13.321	0	L, 6-14
63. 11/25/73	@ Denver	Haven Moses	5	108	21.640t	2	L, 10-14
64. 11/18/74	@ Denver	Riley Odoms	7	125	17.929	0	W, 42-34
65. 12/14/74	Minnesota	Sam McCullum	6	118	19.734	2	L, 35-15
66. 9/21/75	@ Denver	Rick Upchurch	3	151	51.090t	1	L, 33-37
67. 11/2/75	Houston	Ken Burroughs	7	177	25.377t	2	L, 13-17
68. 12/14/75	@ Cleveland	Reggie Rucker	6	130	21.740t	1	L, 14-20
69. 10/10/76	@ Washington	Frank Grant	8	138	17.337	1	W, 33-30
70. 10/17/76	@ Miami	Nat Moore	5	106	21.239	0	W, 20-17 OT
71. 10/17/76	@ Miami	Howard Twilley	8	104	13.020	1	
72. 10/3/77	Oakland	Dave Casper	7	101	14.426	0	L, 28-37
73. 10/1/78	@ Buffalo	Bob Chandler	7	116	16.644	2	L, 13-28
74. 11/5/78	Oakland	Dave Casper	7	112	16.034	0	L, 10-20
75. 11/12/78	@ San Diego	John Jefferson	7	130	18.646t	2	L, 23-29 OT
76. 12/3/78	Buffalo	Frank Lewis	7	126	18.040t	1	W, 14-10
77. 12/10/78	@ Denver	Riley Odoms	7	165	23.634t	2	L, 3-24
78. 9/2/79	Baltimore	Joe Washington	13	130	10.031	0	W, 14-10
79. 10/14/79	Denver	Haven Moses	4	107	26.856	1	L, 10-24
80. 10/21/79	N.Y. Giants	Earnest Gray	4	107	26.853t	1	L, 17-21
81. 10/28/79	@ Denver	Riley Odoms	7	114	16.326	0	L, 3-20
82. 11/25/79	@ San Diego	Charlie Joiner	9	123	13.724t	1	L, 7-28
83. 12/7/79	Seattle	Steve Largent	9	120	13.328	0	W, 37-21
84. 9/21/80	@ Cleveland	Charles White	9	100	14.331t	1	L, 13-20
85. 9/6/81	@ Pittsburgh	John Stallworth	6	107	17.828	0	W, 37-33
86. 9/27/81	Seattle	David Hughes	12	103	8.622	0	W, 20-14
87. 10/4/81	@ New England	Stanely Morgan	4	118	29.566t	1	L, 17-33
88. 10/18/81	Denver	Rick Upchurch	5	138	27.663	0	W, 28-14

89. 12/6/81	@ Denver	Steve Watson	4	103	51.586	0	L, 13-16
90. 12/5/82	@ Pittsburgh	John Stallworth	2	107	26.874t	2	L, 14-35
91. 12/12/82	L.A. Raiders	Cliff Branch	5	111	22.422	0	L, 16-21
92. 12/26/82	San Francisco	Dwight Clark	4	104	26.051	0	L, 13-26
93. 10/16/83	N.Y. Giants	Earnest Gray	8	111	13.931	0	W, 38-17
94. 10/30/83	@ Denver	Rick Upchurch	6	143	23.836	0	L, 24-27
95. 10/30/83	@ Denver	Steve Watson	6	121	20.246t	1	
96. 11/13/83	Cincinnati	Cris Collinsworth	7	118	16.932	1	W, 20-15
97. 12/11/83	@ San Diego	Kellen Winslow	14	162	11.637t	3	L, 38-41
98. 9/2/84	@ Pittsburgh	Louis Lipps	6	183	30.580t	2	W, 37-27
99. 9/2/84	@ Pittsburgh	John Stallworth	8	167	20.951	1	
100. 9/16/84	L.A. Raiders	Malcolm Barnwell	8	129	16.142	0	L, 20-22
101. 10/28/84	Tampa Bay	Kevin House	10	100	10.018	1	W, 24-20
102. 11/11/84	Houston	Tim Smith	8	107	13.425	0	L, 16-17
103. 11/25/84	@ N.Y. Giants	Zeke Mowatt	7	126	18.031	1	L, 27-28
104. 9/12/85	L.A. Raiders	Todd Christensen	11	116	10.530	1	W, 36-20
105. 10/13/85	@ San Diego	Charlie Joiner	6	118	19.739t	1	L, 20-31
106. 11/10/85	Pittsburgh	John Stallworth	7	126	18.041	1	L, 28-36
107. 12/1/85	@ Seattle	Steve Largent	7	101	14.431	1	L, 6-24
108. 12/14/85	@ Denver	Vance Johnson	6	116	19.348	1	L, 13-14
109. 9/13/87	San Diego	Lionel James	6	100	16.726	0	W, 20-13
110. 10/18/87	Denver*	Bobby Mingo	9	105	11.726t	2	L, 17-26
111. 12/13/87	L.A. Raiders	James Lofton	5	112	22.442	0	W, 16-10
112. 10/2/88	@ N.Y. Jets	Mickey Shuler	12	152	12.724	0	T, 17-17
113. 12/4/88	N.Y. Jets	Al Toon	5	102	20.442	1	W, 38-24
114. 10/29/89	@ Pittsburgh	Louis Lipps	7	130	18.664t	2	L, 17-23
115. 12/3/89	Miami	Mark Clayton	9	128	14.247	1	W, 26-21
116. 12/24/89	@ Miami	Mark Clayton	6	102	17.035	1	W, 27-24
117. 9/17/90	@ Denver	Vance Johnson	5	150	25.049	0	L, 23-24
118. 10/14/90	Detroit	Barry Sanders	5	135	27.047t	1	W, 43-24
119. 12/16/90	Houston	Haywood Jeffries	9	245	27.287t	1	L, 10-27
120. 10/13/91	Miami	Tony Martin	4	104	26.054	0	W, 42-7
121. 10/28/91	L.A. Raiders	Mervyn Fernandez	3	107	35.759	0	W, 24-21
122. 11/10/91	@ L.A. Rams	Henry Ellard	8	160	20.027	1	W, 27-20
123. 10/4/92	@ Denver	Shannon Sharpe	9	118	13.148	0	L, 19-20
124. 9/20/93	Denver	Derek Russell	6	104	17.336	0	W, 15-7
125. 10/17/93	@ San Diego	Anthony Miller	6	105	17.543	1	W, 17-14
126. 10/31/93	@ Miami	Michael Ingram	4	103	25.877t	1	L, 10-30
127. 12/5/93	@ Seattle	Brian Blades	7	134	19.141	0	, 31-16
128. 9/4/94	@ New Orleans	Quinn Early	8	101	12.630	0	W, 30-17
129. 9/18/94	@ Atlanta	Terrance Mathis	13	123	9.521	0	W, 30-10
130. 10/30/94	@ Buffalo	Andre Reed	5	106	21.257	2	L, 10-44
131. 11/27/94	@ Seattle	Brian Blades	7	141	20.134	0	L, 9-10
132. 12/4/94	Denver	Anthony Miller	6	153	25.557	0	L, 17-20
133. 9/3/95	@ Seattle	Brian Blades	8	107	13.423	1	W, 34-10
134. 9/10/95	N.Y. Giants	Chris Calloway	5	100	20.037	1	W, 20-17 OT
135. 11/23/95	@ Dallas	Michael Irvin	11	121	11.033t	1	L, 12-24
136. 12/3/95	@ Oakland	Tim Brown	10	150	15.030	1	W, 29-23
137. 9/22/96	Denver	Shannon Sharpe	9	131	14.629	0	W, 17-14
138. 10/7/96	Pittsburgh	Charles Johnson	6	125	20.845	0	L, 7-17
139. 11/24/96	San Diego	Tony Martin	5	148	29.655	2	L, 14-28
140. 11/28/96	@ Detroit	Brett Perriman	8	131	16.444	0	W, 28-24
141. 12/15/96	Indianapolis	Marvin Harrison	6	103	17.237t	3	L, 19-24
142. 8/31/97	@ Denver	Rod Smith	5	122	24.478	0	L, 3-19
143. 9/8/97	@ Oakland	Tim Brown	11	155	14.126	0	W, 28-27
144. 9/14/97	Buffalo	Andre Reed	4	113	28.377t	1	W, 22-16
145. 9/21/97	@ Carolina	Rae Carruth	8	110	13.836	0	W, 35-14
146. 11/9/97	@ Jacksonville	Jimmy Smith	4	112	28.075	0	L, 10-24
147. 11/16/97	Denver	Rod Smith	7	114	16.343	0	W, 24-22
148. 11/1/98	N.Y. Jets	Wayne Chrebet	6	101	16.856	0	L, 17-20
149. 11/29/98	Arizona	Frank Sanders	6	100	16.740	0	W, 34-24
150. 12/6/98	@ Denver	Rod Smith	8	165	20.658	0	L, 31-35
151. 12/6/98	@ Denver	Ed McCaffrey	6	103	17.248	1	
152. 12/26/98	@ Oakland	Tim Brown					

SUPERLATIVES

186.	10/31/04	Indianapolis	Marvin Harrison	5	119	23.8	52t	2	
187.	11/14/04	@ New Orleans	Joe Horn	5	167	33.4	57	1	L, 20-27
188.	11/22/04	New England	Deion Branch	6	105	17.5	26t	1	L, 19-27
189.	12/5/04	@ Oakland	Ronald Curry	9	141	15.7	34t	2	W, 34-27
190.	12/13/04	@ Tennessee	Drew Bennett	12	233	19.4	42t	3	W, 49-38
191.	9/11/05	N.Y. Jets	Chris Baker	7	124	17.7	33	1	W, 27-7
192.	9/18/05	@ Oakland	Randy Moss	5	127	25.4	64t	1	W, 23-17
193.	10/2/05	Philadelphia	Terrell Owens	11	171	15.5	30	1	L, 31-37
194.	10/16/05	Washington	Santana Moss	10	173	17.3	78t	2	W, 28-21
195.	10/30/05	@ San Diego	Antonio Gates	10	145	14.5	35t	3	L, 20-28
196.	12/11/05	@ Dallas	Terry Glenn	6	138	23.0	71t	1	L, 28-31
197.	11/5/06	@ St. Louis	Steven Jackson	13	133	10.2	20	0	W, 31-17
198.	12/10/06	Baltimore	Mark Clayton	5	112	22.4	87t	1	L, 10-20
199.	12/23/06	@ Oakland	Ronald Curry	11	106	9.6	24	0	W, 20-9
200.	12/31/06	Jacksonville	Matt Jones	5	104	20.8	39	0	W, 35-30

100-Yard Pass Receivers (Years 2007-Present)

Date	Opponent	Player	Rec.	Yds.	Avg.	LG	TD	Result
201.	9/9/07	@ Houston	Andre Johnson	7	142	20.3	77t	1 L, 3-20
202.	10/14/07	Cincinnati	T.J. Houshmandzadeh	8	145	18.1	42t	2 W, 27-20
203.	12/9/07	@ Denver	Brandon Marshall	10	115	11.5	22	2 L, 7-41
204.	9/7/08	@ New England	Randy Moss	6	116	19.3	51	1 L, 10-17
205.	9/21/08	@ Atlanta	Roddy White	5	119	23.8	70t	1 L, 14-38
206.	9/28/08	Denver	Eddie Royal	9	104	11.6	28	0 W, 33-19
207.	10/26/08	@ N.Y. Jets	Jerricho Cotchery	9	102	11.3	24	0 L, 24-28
208.	11/2/08	Tampa Bay	Antonio Bryant	8	115	14.4	24t	1 L, 27-30
209.	11/16/08	New Orleans	Lance Moore	8	102	12.8	47t	1 L, 20-30
210.	11/23/08	Buffalo	Lee Evans	5	110	22.0	51	0 L, 31-54
211.	9/27/09	@ Philadelphia	DeSean Jackson	6	149	24.8	64	1 L, 14-34
212.	9/27/09	@ Philadelphia	Brent Celek	8	104	13.0	35	1
213.	10/4/09	N.Y. Giants	Steve Smith	11	134	12.2	25	2 L, 16-27
214.	10/11/09	Dallas	Miles Austin	10	250	25.0	60	2 L, 20-26
215.	10/25/09	San Diego	Vincent Jackson	5	142	28.4	51	1 L, 7-37
216.	11/8/09	@ Jacksonville	Mike Sims-Walker	6	147	24.5	61t	1 L, 21-24
217.	11/22/09	Pittsburgh	Hines Ward	10	128	12.8	33	1 W, 27-24
218.	11/29/09	@ San Diego	Antonio Gates	7	118	16.9	22	2 L, 14-43
219.	1/3/10	@ Denver	Jabar Gaffney	14	213	15.2	29	0 W, 44-24
220.	9/13/10	San Diego	Legedu Naanee	5	110	22.0	59t	1 W, 21-14
221.	9/26/10	San Francisco	Fank Gore	9	102	11.3	41	0 W, 31-10
222.	10/17/10	@ Houston	Andre Johnson	8	138	17.3	44	1 L, 31-35
223.	11/7/10	@ Oakland	Jacoby Ford	6	148	24.7	47	0 L, 20-23
224.	11/28/10	@ Seattle	Ben Obomanu	5	159	31.8	87t	1 W, 42-24
225.	10/9/11	@ Indianapolis	Pierre Garcon	5	125	25.0	67t	2 W, 28-24
226.	10/31/11	San Diego	Malcolm Floyd	5	107	21.4	39	0 W, 23-20
227.	11/6/11	Miami	Brandon Marshall	8	106	13.3	30	1 L, 3-31
228.	9/9/12	Atlanta	Julio Jones	6	108	18.0	31	2 L, 24-40
229.	10/14/12	@ Tampa Bay	Mike Williams	4	113	28.3	62t	1 L, 10-38
230.	12/2/12	Carolina	Steve Smith	5	120	24.0	53	1 W, 27-21
231.	12/30/12	@ Denver	Demaryius Thomas	7	122	17.4	36	1 L, 3-38
232.	9/15/13	Dallas	Dez Bryant	9	141	15.7	53	1 W, 17-16
233.	9/29/13	N.Y. Giants	Victor Cruz	10	164	16.4	69	1 W, 31-7
234.	10/27/13	Cleveland	Josh Gordon	5	132	26.4	47	1 W, 23-17
235.	11/17/13	@ Denver	Demaryius Thomas	5	121	24.2	70	0 L, 17-27
236.	11/24/13	San Diego	Keenan Allen	9	124	13.8	29	0 L, 38-41
237.	12/1/13	Denver	Demaryius Thomas	3	106	35.3	77	0 L, 28-35
238.	12/1/13	Denver	Eric Decker	8	174	21.8	42	4
239.	9/14/14	@ Denver	Emmanuel Sanders	8	108	13.5	48	0 L, 17-24
240.	9/29/14	New England	Brandon LaFell	6	119	19.8	44t	1 W, 41-14
241.	11/2/14	N.Y. Jets	Percy Harvin	11	129	11.7	42	0 W, 24-10
242.	9/13/15	@ Houston	Nate Washington	6	105	17.5	32	0 W, 27-20
243.	9/17/15	Denver	Demaryius Thomas	8	116	14.5	22	0 L, 24-31
244.	9/28/15	@ Green Bay	James Jones	7	139	19.9	52	1 L, 28-38
245.	10/18/15	@ Minnesota	Stefon Diggs	7	129	18.4	31	0 L, 10-16
246.	10/25/15	Pittsburgh	Antonio Brown	6	124	20.7	41	0 W, 23-13
247.	11/29/15	Buffalo	Sammy Watkins	6	158	26.3	48	2 W, 30-22
248.	12/20/15	@ Baltimore	Kamar Aiken	8	128	16.0	48t	1 W, 34-14
249.	9/18/16	@ Houston	Will Fuller	4	104	26.0	53	0 L, 12-19
250.	9/18/16	@ Houston	DeAndre Hopkins	7	113	16.1	35	1
251.	10/16/16	@ Oakland	Amari Cooper	10	129	12.9	24	0 W, 26-10
252.	10/23/16	New Orleans	Michael Thomas	10	130	13.0	23	0 W, 27-21
253.	11/20/16	Tampa Bay	Mike Evans	6	105	17.5	31	0 L, 17-19
254.	11/27/16	@ Denver	Emmanuel Sanders	7	162	23.1	64	1 W, 30-27
255.	12/4/16	@ Atlanta	Julio Jones	7	113	16.1	21	0 W, 29-27
256.	12/18/16	Tennessee	Rishard Matthews	4	105	26.3	46	0 L, 17-19
257.	9/7/17	@ New England	Danny Amendola	6	100	16.7	27	0 W, 42-27
258.	9/24/17	@ L.A. Chargers	Travis Benjamin	5	105	21.0	44	0 W, 24-10

259.	10/15/17	Pittsburgh	Antonio Brown	8	155	19.4	51t	1 L, 13-19
260.	10/19/17	@ Oakland	Amari Cooper	11	210	19.1	45t	2 L, 30-31
261.	10/19/17	@ Oakland	Jared Cook	6	107	17.8	28	0
262.	11/5/17	@ Dallas	Terrance Williams	9	141	15.7	56	0 L, 17-28
263.	12/3/17	@ N.Y. Jets	Jermaine Kearse	9	157	17.4	51	0 L, 31-38
264.	12/3/17	@ N.Y. Jets	Robby Chosen	8	107	13.4	26	0
265.	12/24/17	Miami	Jakeem Grant	4	107	26.8	65t	1 W, 29-13
266.	9/9/18	@ L.A. Chargers	Keenan Allen	8	108	13.5	23	1 W, 38-28
267.	9/9/18	@ L.A. Chargers	Melvin Gordon	9	102	11.3	25	0
268.	9/16/18	@ Pittsburgh	Jesse James	5	138	27.6	46	1 W, 42-37
269.	9/16/18	@ Pittsburgh	Juju Smith-Schuster	13	121	9.3	21	1
270.	10/21/18	Cincinnati	A.J. Green	7	117	16.7	31	0 W, 45-10
271.	11/19/18	@ L.A. Rams	Brandin Cooks	8	107	13.4	30	0 L, 54-11
272.	12/2/18	@ Oakland	Jared Cook	7	100	14.3	29	1 W, 40-33
273.	12/23/18	@ Seattle	Doug Baldwin	7	126	18.0	29	1 L, 31-38
274.	9/8/19	@ Jacksonville	D.J. Chark	4	146	36.5	69	1 W, 40-26
275.	10/27/19	Green Bay	Aaron Jones	7	159	22.7	67t	2 L, 24-31
276.	11/18/19	@ L.A. Chargers	Austin Ekeler	8	108	13.5	37	0 W, 24-17
277.	12/1/19	Oakland	Darren Waller	7	100	14.3	24	0 W, 40-9
278.	9/10/20	Houston	Willer Fuller V	8	112	14.0	31	0 W, 34-20
279.	10/11/20	Las Vegas	Henry Ruggs III	2	118	59.0	72t	1 L, 32-40
280.	11/8/20	Carolina	Curtis Samuel	9	105	11.7	28	1 W, 33-31
281.	11/29/20	@ Tampa Bay	Rob Gronkowski	6	106	17.7	48	0 W, 27-24
282.	12/27/20	Atlanta	Calvin Ridley	5	130	26.0	54	0 W, 17-14
283.	1/3/21	L.A. Chargers	Mike Williams	6	108	18.0	48t	1 L, 21-38
284.	9/19/21	@ Baltimore	Marquise Brown	6	113	18.8	42t	1 L, 35-36
285.	9/26/21	L.A. Chargers	Mike Williams	7	122	17.4	43	2 L, 24-30
286.	10/3/21	@ Philadelphia	DeVonta Smith	7	122	17.4	37	0 W, 42-30
287.	10/10/21	Buffalo	Dawson Knox	3	117	39.0	53t	1 L, 20-38
288.	10/24/21	@ Tennessee	A.J. Brown	8	133	16.6	46	1 L, 3-27
289.	12/12/21	Las Vegas	Hunter Renfrow	13	177	9.0	19	1 W, 48-9
290.	1/2/22	@ Cincinnati	Ja'Marr Chase	11	266	24.2	72t	3 L, 31-34
291.	9/15/22	L.A. Chargers	Mike Williams	8	113	14.1	39	1 W, 27-24
292.	10/2/22	@ Tampa Bay	Mike Evans	8	103	12.9	30	2 W, 41-31
293.	10/10/22	Las Vegas	Davante Adams	3	124	41.3	58t	2 W, 30-29
294.	10/16/22	Buffalo	Stefon Diggs	10	148	14.8	31	1 L, 20-24
295.	11/13/22	Jacksonville	Christian Kirk	9	105	11.7	24	2 W, 27-17
296.	11/20/22	@ L.A. Chargers	Joshua Palmer	8	106	13.3	50t	2 W, 30-27
297.	9/17/23	@ Jacksonville	Christian Kirk	11	110	10.0	45	0 W, 17-9
298.	10/22/23	L.A. Chargers	Joshua Palmer	5	133	26.6	60	0 W, 31-17
299.	9/5/24	Baltimore	Isaiah Likely	9	111	12.3	49	1 W, 27-20

Note: The Chiefs are 130-144-5 (.475) in 279 games when allowing at least one 100-yard receiver. The Chiefs are 7-12-1 (.396) in 20 games when allowing two or more 100-yard receivers.

Career 100-Yard Receiving Games

Player	100-Yard Games
1. Rod Smith	9
2. Lance Alworth	6
Tim Brown	6
4. Fred Biletnikoff	4
Don Maynard	4
Art Powell	4
John Stallworth	4
Demaryius Thomas	4
Mike Williams	4
10. Brian Blades	3
Mark Clayton	3
Elbert Dubenion	3
Marvin Harrison	3
Charley Hennigan	3
Andre Johnson	3
Haven Moses	3
Randy Moss	3
Riley Odoms	3
Shannon Sharpe	3
Rick Upchurch	3

RUSHING

100-Yard Rushers (211) (Years 1960-2006)

Date	Opponent	Player	Att.	Yds.	Avg.	LG	TD	Result
1.	9/10/61	San Diego	Paul Lowe	13	100	7.7	87t	1 L, 10-26
2.	11/4/62	Houston	Charles Tolar	24	110	4.6	23	0 L, 6-14
3.	10/20/63	San Diego	Keith Lincoln	10	127	12.7	76t	1 L, 17-38
4.	11/8/63	Oakland	Clem Daniels	31	122	3.9	25	0 L, 7-10
5.	12/20/64	N.Y. Jets	Matt Snell	16	103	6.4	23	1 W, 24-7
6.	11/28/65	Houston	Ode Burrell	14	112	8.0	48t	2 W, 52-21
7.	11/20/66	Boston	Jim Nance	22	107	4.9	13	0 T, 27-27
8.	9/9/67	@ Houston	Hoyle Granger	13	101	7.8	18	1 W, 25-20
9.	10/15/67	@ San Diego	Dick Post	15	116	7.7	67t	1 L, 31-45
10.	11/19/67	San Diego	Dick Post	18	108	6.0	22	1 L, 16-17
11.	11/10/68	@ Cincinnati	Paul Robinson	24	115	4.8	36	0 W, 16-9
12.	10/25/70	Dallas	Duane Thomas	20	134	6.7	47t	2 L, 16-27



SUPERLATIVES

13.	9/17/72	Miami	Larry Csonka	21	118	5.6	17	1	L, 10-20
14.	11/12/72	@ Pittsburgh	Francis Harris	17	134	7.9	45	1	L, 7-16
15.	9/16/73	L.A. Rams	Jim Bertelsen	28	143	5.1	49	0	L, 13-23
16.	9/16/73	L.A. Rams	Lawrence McCutcheon	21	120	5.7	19	0	
17.	10/14/73	@ Green Bay	John Brockington	15	106	7.1	33	0	T, 10-10
18.	10/21/73	@ Cincinnati	Boobie Clark	26	104	4.0	11	1	L, 6-14
19.	11/29/73	@ Buffalo	O.J. Simpson	39	157	4.0	22	2	L, 14-23
20.	12/27/73	Cleveland	Greg Pruitt	15	110	7.3	65	1	T, 20-20
21.	12/8/73	@ Oakland	Marv Hubbard	25	115	4.6	31	1	L, 7-37
22.	9/15/74	N.Y. Jets	John Riggins	22	116	5.3	29	0	W, 24-16
23.	10/27/74	@ San Diego	Don Woods	22	154	7.0	53	1	W, 24-14
24.	9/28/75	N.Y. Jets	John Riggins	27	145	5.4	20	2	L, 24-30
25.	9/28/75	N.Y. Jets	Carl Garrett	16	135	8.4	40	1	
26.	11/16/75	@ Pittsburgh	Francis Harris	17	119	7.0	29	0	L, 3-28
27.	11/30/75	@ Baltimore	Lydell Mitchell	26	178	6.8	70	1	L, 14-28
28.	12/7/75	San Diego	Rickey Young	25	124	4.9	14	2	L, 20-28
29.	12/14/75	Cleveland	Greg Pruitt	26	214	8.2	50	3	L, 14-20
30.	9/26/76	New Orleans	Tony Galbreath	14	146	10.7	74	2	L, 17-27
31.	9/26/76	New Orleans	Chuck Muncie	25	126	5.0	33	0	
32.	10/3/76	@ Buffalo	O.J. Simpson	24	130	5.4	49	2	L, 17-50
33.	10/3/76	@ Buffalo	Jeff Kinney	17	114	6.7	18	1	
34.	10/24/76	Denver	Otis Armstrong	16	101	6.3	22	1	L, 26-35
35.	11/7/76	Pittsburgh	Francis Harris	23	117	5.1	25	2	L, 0-45
36.	11/7/76	Pittsburgh	Rocky Bleier	15	102	6.8	23	0	
37.	11/21/76	Cincinnati	Archie Griffin	13	139	10.7	77	1	L, 24-27
38.	9/18/77	@ New England	Sam Cunningham	23	105	4.6	11	0	L, 17-21
39.	10/3/77	Oakland	Mark van Eeghen	24	116	4.8	26	0	L, 28-37
40.	10/3/77	Oakland	Clarence Davis	15	102	6.8	37	2	
41.	10/30/77	@ Cleveland	Greg Pruitt	18	153	8.5	78	1	L, 7-44
42.	11/13/77	@ Chicago	Walter Payton	33	192	5.8	32	3	L, 27-28
43.	11/20/77	Denver	Otis Armstrong	21	120	5.7	17	0	L, 7-14
44.	11/27/77	@ Houston	Rob Carpenter	14	149	10.6	77	0	L, 20-34
45.	11/27/77	@ Houston	Ronnie Coleman	15	101	6.7	22	0	
46.	9/10/78	Houston	Earl Campbell	22	107	4.9	22	2	L, 17-20
47.	11/5/78	Oakland	Arthur Whittington	26	134	5.1	25	1	L, 10-20
48.	11/12/78	@ San Diego	Lydell Mitchell	29	144	5.0	25	0	L, 23-29 OT
49.	12/17/78	@ Seattle	Al Hunter	27	133	4.9	55	2	L, 19-23
50.	9/16/79	@ Houston	Earl Campbell	32	131	4.1	22	1	L, 6-20
51.	12/6/79	@ Tampa Bay	Ricky Bell	39	137	3.5	14	0	L, 0-3
52.	10/12/80	Houston	Earl Campbell	38	178	4.7	22	1	W, 21-20
53.	10/26/80	Detroit	Billy Sims	28	155	5.5	45	2	W, 20-17
54.	11/16/80	@ San Diego	Mike Thomas	27	109	4.0	13	2	L, 7-20
55.	11/23/80	@ St. Louis	Ottis Anderson	16	107	6.7	44	1	W, 21-13
56.	11/30/80	Cincinnati	Pete Johnson	17	112	6.6	57	1	L, 6-20
57.	11/21/82	@ New Orleans	George Rogers	33	123	3.7	18	1	L, 17-27
58.	11/28/82	@ L.A. Rams	Wendell Tyler	25	138	5.5	24	2	L, 14-20
59.	9/12/83	San Diego	Chuck Muncie	27	110	4.1	16	1	L, 14-17
60.	10/2/83	St. Louis	Ottis Anderson	21	106	5.0	39	1	W, 38-14
61.	11/20/83	@ Dallas	Tony Dorsett	18	108	6.0	32	2	L, 21-41
62.	11/27/83	@ Seattle	Curt Warner	32	207	6.5	28	3	L, 48-51 OT
63.	12/4/83	Buffalo	Joe Cribbs	36	185	5.1	24	0	L, 9-14
64.	9/23/84	@ Denver	Sammy Winder	31	139	4.5	13	1	L, 0-21
65.	10/7/84	N.Y. Jets	Freeman McNeil	19	107	5.6	16	0	L, 16-17
66.	11/11/84	Houston	Larry Moriarty	29	117	4.0	9	0	L, 16-17
67.	10/6/85	@ L.A. Raiders	Marcus Allen	29	126	4.3	20	0	L, 10-19
68.	11/3/85	@ Houston	Butch Woolfolk	14	101	7.2	43	1	L, 20-23
69.	11/17/85	@ San Francisco	Wendell Tyler	16	111	6.9	21	0	L, 3-31
70.	12/8/85	Atlanta	Gerald Riggs	26	197	7.6	50	1	W, 38-10
71.	10/26/86	Tampa Bay	James Wilder	25	110	4.4	24	1	W, 27-20
72.	11/2/86	@ San Diego	Gary Anderson	25	100	4.0	13	0	W, 24-23
73.	11/30/86	Buffalo	Robb Riddick	27	118	4.4	13	0	L, 14-17
74.	9/20/87	@ Seattle	John L. Williams	15	112	7.5	48	1	L, 14-43
75.	11/8/87	Pittsburgh	Earnest Jackson	23	125	5.4	28	0	L, 16-17
76.	11/15/87	N.Y. Jets	Freeman McNeil	26	184	7.1	30	0	L, 9-16
77.	9/25/88	San Diego	Gary Anderson	23	131	5.7	30	1	L, 23-24
78.	10/2/88	@ N.Y. Jets	Freeman McNeil	22	154	7.0	28	0	T, 17-17
79.	10/9/88	@ Houston	Mike Rozier	27	141	5.2	13	0	L, 6-7
80.	12/11/88	@ N.Y. Giants	Joe Morris	31	140	4.5	16	0	L, 12-28
81.	12/18/88	@ San Diego	Gary Anderson	34	217	6.4	36	1	L, 13-24
82.	12/17/89	San Diego	Marion Butts	39	176	4.5	17	0	L, 13-20
83.	9/17/90	@ Denver	Bobby Humphrey	19	132	6.9	37	2	L, 23-24
84.	9/29/91	@ San Diego	Rod Bernstein	26	112	4.3	15	1	W, 14-13
85.	11/17/91	Denver	Gaston Green	24	133	5.5	60	1	L, 20-24
86.	10/25/92	Pittsburgh	Barry Foster	24	105	4.4	12	1	L, 3-27
87.	11/22/92	@ Seattle	Chris Warren	20	154	7.7	35	1	W, 24-14
88.	12/26/93	@ Minnesota	Scottie Graham	33	166	5.0	31	1	L, 10-30
89.	1/2/94	Seattle	John L. Williams	16	102	6.4	38	1	W, 34-24
90.	9/25/94	L.A. Rams	Jerome Bettis	35	132	3.8	14	0	L, 0-16
91.	10/9/94	@ San Diego	Natrone Means	19	125	6.6	25	1	L, 6-20
92.	10/23/94	Seattle	Chris Warren	19	117	6.2	41	0	W, 38-23
93.	12/12/94	@ Miami	Bernie Parmalee	19	127	6.7	47	1	L, 28-45
94.	9/22/96	Denver	Terrell Davis	19	141	7.4	65	2	W, 17-14
95.	10/7/96	Pittsburgh	Jerome Bettis	27	103	3.8	15	1	L, 7-17
96.	12/9/96	@ Oakland	Napoleon Kaufman	8	109	13.6	45	0	L, 7-26
97.	8/31/97	@ Denver	Terrell Davis	26	101	3.9	16	1	L, 3-19
98.	11/3/97	Pittsburgh	Jerome Bettis	17	103	6.1	30	0	W, 13-10
99.	11/16/97	Denver	Terrell Davis	34	127	3.7	18	0	W, 24-22
100.	9/13/98	@ Jacksonville	James Stewart	26	103	4.0	17	1	L, 16-21
101.	9/20/98	San Diego	Natrone Means	22	165	7.5	72	1	W, 23-7
102.	10/11/98	@ New England	Robert Edwards	23	104	4.5	33	1	L, 10-40
103.	10/26/98	Pittsburgh	Jerome Bettis	33	119	3.6	13	0	L, 13-20
104.	11/8/98	@ Seattle	Ricky Watters	24	105	4.4	13	2	L, 12-24
105.	11/16/98	Denver	Terrell Davis	18	111	6.2	41	1	L, 7-30
106.	12/20/98	@ N.Y. Giants	Gary Brown	25	103	4.1	13	1	L, 7-28
107.	11/7/99	@ Indianapolis	Edgerrin James	20	109	5.5	27	0	L, 17-25
108.	11/21/99	Seattle	Ricky Watters	24	107	4.5	45	2	L, 19-30
109.	12/12/99	Minnesota	Robert Smith	21	118	5.6	22	0	W, 31-28

110.	9/3/00	Indianapolis	Edgerrin James	28	124	4.4	30	1	L, 14-27
111.	11/5/00	@ Oakland	Tyrone Wheatley	20	112	5.6	38	1	L, 31-49
112.	11/12/00	@ San Francisco	Charlie Garner	25	102	4.1	19	1	L, 7-21
113.	12/24/00	@ Atlanta	Jamal Anderson	28	107	3.8	23	0	L, 13-29
114.	10/7/01	@ Denver	Mike Anderson	22	155	7.0	62	1	L, 6-20
115.	10/14/01	Pittsburgh	Jerome Bettis	19	112	5.9	30	0	L, 17-20
116.	10/25/01	Indianapolis	Edgerrin James	27	102	3.8	20	0	L, 28-35
117.	11/11/01	@ N.Y. Jets	Curtis Martin	20	113	5.7	25	3	L, 7-27
118.	12/23/01	San Diego	LaDainian Tomlinson	27	145	5.4	34	0	W, 20-17
119.	12/30/01	@ Jacksonville	Stacey Mack	16	125	7.8	54	1	W, 30-26
120.	1/6/02	@ Seattle	Shaun Alexander	20	127	6.4	44	1	L, 18-21
121.	9/15/02	Jacksonville	Fred Taylor	20	114	5.7	63	1	L, 16-23
122.	10/6/02	@ N.Y. Jets	Curtis Martin	21	119	5.7	35	1	W, 29-25
123.	11/7/02	Buffalo	Travis Henry	24	126	5.3	22	0	W, 17-16
124.	11/24/02	@ Seattle	Shaun Alexander	23	145	6.3	46	2	L, 32-39
125.	12/15/02	@ Denver	Clinton Portis	21	130	6.2	51	3	L, 24-31
126.	12/22/02	San Diego	LaDainian Tomlinson	24	131	5.5	34	0	W, 24-22
127.	12/28/02	@ Oakland	Charlie Garner	29	135	4.7	14	1	L, 0-24
128.	9/28/03	@ Baltimore	Jamal Lewis	26	115	4.4	17	1	W, 17-10
129.	10/5/03	Denver	Clinton Portis	23	141	6.1	65	1	W, 24-23
130.	10/12/03	@ Green Bay	Ahman Green	26	139	5.3	26	1	W, 40-34 OT
131.	10/26/03	Buffalo	Travis Henry	22	124	5.6	23	0	W, 38-5
132.	11/16/03	@ Cincinnati	Rudi Johnson	22	165	7.5	54	0	L, 19-24
133.	11/30/03	@ San Diego	LaDainian Tomlinson	19	106	5.6	55	1	W, 28-24
134.	12/7/03	@ Denver	Clinton Portis	22	118	9.9	59	5	L, 27-45
135.	12/14/03	Detroit	Shawn Bryson	18	105	5.8	39	1	W, 45-17
136.	12/20/03	@ Minnesota	Onterrio Smith	21	146	7.0	47	3	L, 20-45
137.	9/12/04	@ Denver	Quentin Griffin	23	156	6.8	47	2	L, 24-34
138.	9/19/04	Carolina	DeShaun Foster	32	174	5.4	71	1	L, 17-28
139.	11/7/04	@ Tampa Bay	Michael Pittman	15	128	8.5	78	3	L, 31-34
140.	11/14/04	@ New Orleans	Deuce McAllister	16	127	7.9	28	1	L, 20-27
141.	12/17/05	@ N.Y. Giants	Tiki Barber	29	220	7.6	55	2	L, 17-27
142.	10/15/06	@ Pittsburgh	Willie Parker	21	109	5.2	25	2	L, 7-45
143.	12/17/06	@ San Diego	LaDainian Tomlinson	25	199	8.0	85	2	L, 9-20

100-Yard Rushers (Years 2007-Present)

Date	Opponent	Player	Att.	Yds.	Avg.	LG	TD	Result	
144.	12/16/07	@ Chicago	Cedric Benson	24	101	4.2	13	0	L, 10-20
145.	9/23/07	Minnesota	Adrian Peterson	25	102	4.1	16	1	W, 13-10
146.	9/30/07	@ San Diego	LaDainian Tomlinson	20	132	6.6	37	1	W, 30-16
147.	11/11/07	Denver	Selvin Young	20	109	5.5	34	1	L, 11-27
148.	11/25/07	Oakland	Justin Fargas	22	139	6.3	21	1	L, 17-20
149.	12/2/07	San Diego	LaDainian Tomlinson	23	177	7.7	34	2	L, 10-24
150.	12/9/07	@ Denver	Selvin Young	17	156	9.2	50	0	L, 7-41
151.	12/								

SUPERLATIVES

191.	10/14/18	New England	Sony Michel	24	106	4.4	15	2	L, 40-43
192.	12/23/18	@ Seattle	Chris Carson	27	116	4.3	17	2	L, 31-38
193.	12/30/18	Oakland	Doug Martin	21	100	4.8	15	0	W, 35-3
194.	9/22/19	Baltimore	Mark Ingram	16	103	6.4	21	3	W, 33-28
195.	9/29/19	@ Detroit	Kerryon Johnson	26	125	4.8	14	0	W, 34-30
196.	10/6/19	Indianapolis	Marlon Mack	29	132	4.6	30	0	L, 13-19
197.	10/13/19	Houston	Carlos Hyde	26	116	4.5	26	1	L, 24-31
198.	11/10/19	@ Tennessee	Derrick Henry	23	188	8.2	68	2	L, 32-35
199.	12/1/19	Oakland	Josh Jacobs	17	104	6.1	35	0	W, 40-9
200.	10/5/20	New England	Damien Harris	17	100	5.9	41	0	W, 26-10
201.	12/6/20	Denver	Mevlin Gordon III	15	131	8.7	65	0	W, 22-16
202.	9/19/21	@ Baltimore	Lamar Jackson	16	107	6.7	21	2	L, 35-36
203.	12/5/21	Denver	Javonte Williams	23	102	4.4	14	0	W, 22-9
204.	1/8/22	@ Denver	Melvin Gordon III	12	110	9.2	47	1	W, 28-24
205.	10/10/22	Las Vegas	Josh Jacobs	21	154	7.3	37	1	W, 30-29
206.	11/6/22	Tennessee	Derrick Henry	17	115	6.8	56	2	W, 20-17 OT
207.	12/4/22	@ Cincinnati	Samaje Perine	21	106	5.0	10	0	L, 24-27
208.	12/24/22	Seattle	Kenneth Walker	26	107	4.1	20	0	W, 24-10
209.	11/26/23	@ Las Vegas	Josh Jacobs	20	110	5.5	63	1	W, 31-17
210.	12/25/23	Las Vegas	Zamir White	22	145	6.6	43	0	L, 14-20
211.	9/5/24	Baltimore	Lamar Jackson	16	122	7.6	16	0	W, 27-20

Note: The Chiefs are 60-139-4 (.305) in 203 games when allowing at least one 100-yard rusher. The Chiefs are 0-8-0 (.000) in eight games when allowing two or more 100-yard rushers.

Career 100-Yard Rushing Games

	Player	100-Yard Games
1.	LaDainian Tomlinson	6
2.	Jerome Bettis	5
3t.	Terrell Davis	4
	Clinton Portis	4
5t.	Gary Anderson	3
	Cedric Benson	3
	Le'Veon Bell	3
	Earl Campbell	3
	Franco Harris	3
	Edgerrin James	3
	Freeman McNeil	3
	Greg Pruitt	3
	Darren McFadden	3
	Josh Jacobs	3

PASSING

300-Yard Passers (121)

	Date	Opponent	Player	Att.	Comp.	Yds.	LG	TD	INT	Result
1.	11/24/60	@ N.Y. Titans	Al Dorow	33	21	301	45	2	1	L, 35-41
2.	11/19/61	@ San Diego	Jack Kemp	27	15	357	61	2	1	L, 14-24
3.	10/13/63	Buffalo	Jack Kemp	24	12	300	89	2	2	L, 26-35
4.	11/17/63	@ Boston	Babe Parilli	47	25	354	39	1	1	T, 24-24
5.	12/6/64	Boston	Babe Parilli	41	20	300	58	3	1	L, 24-31
6.	10/24/65	@ Houston	George Blanda	33	19	304	64	5	0	L, 36-38
7.	10/16/66	Oakland	Tom Flores	24	14	301	76	3	0	L, 13-34
8.	10/15/67	San Diego	John Hadl	32	17	307	60	2	1	L, 31-45
9.	9/9/68	@ Houston	Pete Beathard	48	23	413	59	2	3	W, 26-21
10.	9/15/68	N.Y. Jets	Joe Namath	29	17	302	57	2	1	L, 19-20
11.	11/3/68	@ Oakland	Daryle Lamonica	32	18	352	82	2	2	L, 38-21
12.	11/16/69	@ N.Y. Jets	Joe Namath	40	24	327	40	2	3	W, 34-16
13.	11/18/74	@ Denver	Charley Johnson	48	28	445	45	2	2	W, 42-34
14.	9/21/75	@ Denver	Charley Johnson	20	12	329	90	3	2	L, 33-37
15.	10/17/76	@ Miami	Bob Griese	35	25	306	39	1	2	W, 21-17 OT
16.	11/25/79	@ San Diego	Dan Fouts	43	27	350	42	3	1	L, 7-28
17.	9/7/80	Oakland	Dan Pastorini	37	19	317	55	2	0	L, 14-27
18.	9/6/81	@ Pittsburgh	Terry Bradshaw	36	21	319	41	2	2	W, 37-33
19.	9/27/81	Seattle	Jim Zorn	47	31	308	23	1	0	W, 20-14
20.	10/18/81	Denver	Craig Morton	38	25	342	63	2	1	W, 28-14
21.	12/12/82	L.A. Raiders	Jim Plunkett	33	18	303	43	3	1	L, 16-21
22.	10/30/83	@ Denver	Steve DeBerg	41	21	350	46	1	0	L, 24-27
23.	9/9/84	@ Cincinnati	Ken Anderson	37	24	310	35	0	0	W, 27-22
24.	9/16/84	L.A. Raiders	Jim Plunkett	47	28	313	42	1	4	L, 20-22
25.	11/25/84	@ N.Y. Giants	Phil Simms	41	24	343	31	3	3	L, 27-28
26.	12/16/84	@ San Diego	Ed Luther	44	24	333	43	1	0	W, 42-21
27.	9/12/85	L.A. Raiders	Jim Plunkett	48	34	303	30	2	2	W, 36-20
28.	10/13/85	@ San Diego	Mark Hermann	36	26	320	39	2	0	L, 20-31
29.	12/14/85	@ Denver	John Elway	37	22	301	48	1	5	L, 13-14
30.	12/22/85	San Diego	Mark Herrmann	58	37	362	25	3	3	W, 38-34
31.	12/21/86	@ Pittsburgh	Mark Malone	43	22	351	38	0	1	W, 24-19
32.	12/6/87	@ Cincinnati	Boomer Esiason	44	28	368	26	2	0	L, 27-30 OT
33.	12/13/87	L.A. Raiders	Marc Wilson	38	22	339	42	0	3	W, 16-10
34.	12/24/89	@ Miami	Dan Marino	47	28	339	35	3	1	W, 27-24
35.	11/11/90	Seattle	Dave Krieg	23	16	306	54	2	0	L, 16-17
36.	12/9/90	Denver	John Elway	36	24	328	27	2	1	W, 37-7
37.	12/16/90	Houston	Warren Moon	45	27	527	87	3	0	L, 10-27
38.	11/10/91	@ L.A. Rams	Jim Everett	37	26	329	27	3	1	W, 27-20
39.	10/4/92	@ Denver	John Elway	38	23	311	48	2	0	L, 19-20
40.	9/20/93	Denver	John Elway	45	28	300	36	1	1	W, 15-7
41.	10/31/93	@ Miami	Scott Mitchell	33	22	344	77	3	0	L, 10-30
42.	9/4/94	@ New Orleans	Jim Everett	37	26	326	30	2	2	W, 30-17
43.	10/1/95	@ Arizona	Dave Krieg	41	25	308	35	0	1	W, 24-3
44.	10/9/95	San Diego	Stan Humphries	34	24	315	45	1	0	W, 29-23 OT

45.	10/7/96	Pittsburgh	Mike Tomczak	32	20	338	45	0	1	L, 7-17
46.	11/10/96	Green Bay	Brett Favre	49	27	314	49	2	1	W, 27-20
47.	9/21/97	@ Carolina	Kerry Collins	47	24	328	36	1	4	W, 35-14
48.	12/6/98	@ Denver	John Elway	32	22	400	58	2	2	L, 31-35
49.	10/10/99	New England	Drew Bledsoe	45	23	334	49	2	1	W, 16-14
50.	1/2/00	Oakland	Rich Gannon	47	25	324	42	3	2	L, 38-41 OT
51.	9/9/01	Oakland	Rich Gannon	46	31	341	33	2	1	L, 24-27
52.	9/8/02	@ Cleveland	Kelly Holcomb	39	27	326	44	3	0	W, 40-39
53.	9/15/02	@ Jacksonville	Mark Brunell	36	25	320	79	2	0	L, 16-23
54.	9/22/02	@ New England	Tom Brady	54	39	410	38	4	1	L, 38-41 OT
55.	9/29/02	Miami	Jay Fiedler	45	29	310	38	1	4	W, 48-30
56.	10/13/02	@ San Diego	Drew Brees	41	28	319	29	2	2	L, 34-35
57.	10/20/02	Denver	Brian Griese	50	30	376	82	2	0	L, 34-37 OT
58.	10/27/02	Oakland	Rich Gannon	55	35	334	25	1	1	W, 20-10
59.	11/24/02	@ Seattle	Matt Hasselbeck	36	25	362	44	3	0	L, 32-39
60.	9/14/03	Pittsburgh	Tommy Maddox	47	28	336	50	1	3	W, 41-20
61.	10/31/04	Indianapolis	Peyton Manning	44	25	472	56	5	1	W, 45-35
62.	11/22/04	New England	Tom Brady	26	17	315	48	1	0	L, 19-27
63.	11/28/04	San Diego	Drew Brees	37	28	378	65	2	0	L, 31-34
64.	12/5/04	@ Oakland	Kerry Collins	41	27	343	51	3	0	W, 34-27
65.	12/13/04	@ Tennessee	Billy Volek	43	29	426	42	4	0	W, 49-38
66.	10/2/05	Philadelphia	Donovan McNabb	48	33	369	34	3	1	L, 31-37
67.	10/16/05	Washington	Mark Brunell	41	25	331	78	3	0	W, 28-21
68.	10/30/05	@ San Diego	Drew Brees	43	25	324	35	3	1	L, 20-28
69.	12/11/05	@ Dallas	Drew Bledsoe	34	22	332	71	3	0	L, 28-31
70.	11/5/06	@ St. Louis	Marc Bulger	42	31	354	33	1	0	W, 31-17
71.	10/14/07	Cincinnati	Carson Palmer	43	26	320	42	2	2	W, 27-20
72.	11/4/07	Green Bay	Brett Favre	34	24	360	60	2	2	L, 22-33
73.	9/28/08	Denver	Jay Cutler	49	29	361	40	1	2	W, 33-19
74.	11/2/08	Tampa Bay	Jeff Garcia	43	31	339	29	1	1	L, 27-30 OT
75.	11/9/08	@ San Diego	Philip Rivers	36	27	316	31	2	2	L, 19-20
76.	12/14/08	San Diego	Philip Rivers	48	34	346	42	2	1	L, 21-22
77.	9/13/09	@ Baltimore	Joe Flacco	43	26	307	31	3	1	L, 24-38
78.	9/27/09	@ Philadelphia	Kevin Kolb	34	24	327	64	2	0	L, 14-34
79.	10/11/09	Dallas	Tony Romo	34	20	351	60	2	0	L, 20-26 OT
80.	11/22/09	Pittsburgh	Ben Roethlisberger	42	32	398	41	3	2	W, 27-24 OT
81.	11/29/09	@ San Diego	Philip Rivers	28	21	317	53	2	0	L, 14-43
82.	1/3/10	@ Denver	Kyle Orton	56	32	431	44	1	3	W, 44-24
83.	10/17/10	@ Houston	Matt Shaub	33	25	305	44	2	0	L, 31-35
84.	10/31/11	San Diego	Philip Rivers	41	26	369	39	0	2	W, 23-20 OT
85.	10/14/12	@ Tampa Bay	Josh Freeman	26	15	328	62	3	1	L, 10-28
86.	12/30/12	@ Denver	Peyton Manning	29	23	304	36	3	0	L, 3-38
87.	11/17/13	@ Denver	Peyton Manning	40	24	323	70	1	0	L, 17-27
88.	11/24/13	San Diego	Philip Rivers	39	27	392	60	3	0	L, 38-41
89.	12/1/13	Denver	Peyton Manning	35	22	403	77	5	2	L, 28-35
90.	9/28/15	@ Green Bay	Aaron Rodgers	35	24	333	52	1	0	L, 28-38
91.	10/4/15	@ Cincinnati	Andy Dalton	24	17	321	55	0	0	L, 21-36
92.	10/2/16	@ Pittsburgh	Ben Roethlisberger	27	22	300	47	5	0	L, 14-43
93.	10/23/16	New Orleans	Drew Brees	48	37	367	30	3	1	W, 27-21
94.	11/20/16	Tampa Bay	Jameis Winston	39	24	331	21	1	0	L, 17-19
95.	11/27/16	@ Denver	Trevor Semian	34	20	368	76	3	0	W, 30-27 OT
96.	9/17/17	Philadelphia	Carson Wentz	46	25	333	53	2	1	W, 27-20
97.	10/19/17	@ Raiders	Derek Carr	52	29	417	45	3	0	L, 30-31
98.	12/3/17	@ N.Y. Jets	Josh McCown	36	26	331	51	1	0	L, 31-38
99.	9/9/18	@ L.A. Chargers	Philip Rivers	51	31	424	30	3	1	W, 38-28
100.	9/16/18	@ Pittsburgh	Ben Roethlisberger	60	39	452	46	3	0	W, 42-37
101.	10/7/18	Jacksonville	Blake Bortles	61	33	430	38	1	4	W, 30-14
102.	10/14/18	@ New England	Tom Brady	35	24	340	42	1	0	L, 40-43
103.	11/19/18	@ L.A. Rams	Jared Goff	49	31	413	40	4	0	L, 54-51
104.	12/13/18	L.A. Chargers	Philip Rivers	38	26	313	38	2	2	L, 28-29
105.	10/27/19	Green								

SUPERLATIVES

Drew Bledsoe
Mark Brunell
Kerry Collins
Derek Carr
Jim Everett
Dave Krieg

2
2
2
2
2
2

Brett Favre
Mark Herrmann
Charley Johnson
Jack Kemp
Joe Namath
Babe Parilli
Aaron Rodgers

2
2
2
2
2
2
2

ALL-TIME MISCELLANEOUS SCORES

All-Time Defensive Scores

Date	Opponent	Defensive Score	Result
10/9/60	Oakland	David Webster, 80-yard INT return	L, 19-20
11/6/60 @	Buffalo	David Webster, 14-yard fumble return	W, 45-28
		Don Flynn, 25-yard INT return	
11/13/60	Denver	David Webster, 39-yard INT return	W, 34-7
12/11/60	Boston	Duane Wood, 66-yard INT return	W, 34-0
12/10/61	Denver	Sherrill Headrick, 31-yard INT return	W, 49-21
12/17/61	N.Y. Titans	Sherrill Headrick, 56-yard INT return*	W, 35-24
		*(20 yards by Doyle Nix who lateralled to Headrick for 56 yards)	
9/7/63 @	Denver	Sherrill Headrick, 38-yard INT return	W, 59-7
9/22/63 @	Buffalo	Safety, Willie West tackled in end zone	T, 27-27
12/22/63	N.Y. Jets	Jerry Mays, 58-yard fumble return	W, 48-0
10/4/64	Houston	Bobby Hunt, 29-yard INT return	W, 28-7
10/18/64	Buffalo	Bobby Bell, 20-yard fumble return	L, 22-35
11/15/64	San Diego	Abner Haynes, fumble recovery in end zone	L, 14-28
10/3/65	Boston	Bobby Bell, 38-yard INT return	W, 27-17
		Willie Mitchell, 37-yard INT return	
9/25/66 @	Boston	Johnny Robinson, 28-yard INT return	W, 43-24
10/16/66	Oakland	Bobby Bell, 7-yard fumble return	L, 13-34
10/30/66	Houston	Willie Mitchell, 60-yard INT return*	W, 48-23
		*(18 yards by Johnny Robinson who lateralled to Mitchell for 60 yards)	
9/9/67 @	Houston	Bobby Bell, 32-yard INT return	W, 25-20
11/5/67	N.Y. Jets	Willie Mitchell, 27-yard INT return	W, 42-18
11/12/67 @	Boston	Emmitt Thomas, 57-yard INT return	W, 23-10
11/23/67	Oakland	Safety, Holding in end zone	L, 22-44
12/10/67 @	N.Y. Jets	Fred Williamson, 77-yard INT return	W, 21-7
9/28/68 @	Miami	Jim Lynch, 22-yard INT return	W, 48-3
12/8/68 @	San Diego	Willie Lanier, 75-yard INT return	W, 40-3
		Safety, Buck Buchanan tackled Jon Brittenum	
10/5/69 @	Denver	Jim Kearney, 60-yard INT return	W, 26-13
10/26/69	Cincinnati	Goldie Sellers, 19-yard fumble return	W, 42-22
11/27/69	Denver	Emmitt Thomas, 45-yard INT return	W, 31-17
9/28/70 @	Baltimore	Johnny Robinson, 46-yard fumble return	W, 44-24
11/8/70	Houston	Bobby Bell, 45-yard INT return	W, 24-9
10/3/71 @	Denver	Aaron Brown, 68-yard INT return	W, 16-3
10/18/71	Pittsburgh	Emmitt Thomas, 32-yard INT return	W, 38-16
12/19/71	Buffalo	Bobby Bell, 26-yard INT return	W, 22-9
10/1/72 @	Denver	Jim Kearney, 43-yard INT return	W, 45-24
		Jim Kearney, 32-yard INT return	
11/12/72 @	Pittsburgh	Jim Kearney, 65-yard INT return	L, 7-16
12/3/72	Denver	Jim Kearney, 29-yard INT return	W, 24-21
		Bobby Bell, 61-yard INT return	
9/30/73	Oakland	Willie Lanier, 17-yard INT return	W, 16-3
11/18/73	Houston	John Lohmeyer, 19-yard fumble return	W, 38-14
9/15/74	N.Y. Jets	Emmitt Thomas, 38-yard INT return	W, 24-16
		Marvin Upshaw, 52-yard INT return	
9/22/74 @	Oakland	Wilbur Young, 52-yard INT return	L, 7-27
10/6/74	Denver	Bobby Bell, 28-yard INT return	L, 14-17
11/18/74 @	Denver	Safety, Willie Lanier tackled Otis Armstrong	W, 42-34
12/14/74	Minnesota	Emmitt Thomas, 73-yard INT return	L, 15-35
11/10/75 @	Dallas	John Matuszak, fumble recovery in end zone	W, 35-31
10/31/76 @	Tampa Bay	Safety, John Lohmeyer tackled Steve Spurrier	W, 28-19
10/23/77 @	San Diego	Tim Gray, 15-yard fumble return	W, 21-16
11/27/77 @	Houston	Willie Lee, 10-yard fumble return	L, 20-34
12/11/77	Seattle	Gary Barbaro, 102-yard INT return	L, 31-34
12/18/77 @	Oakland	Tim Gray, 14-yard fumble return	L, 20-21
		Tim Collier, 100-yard INT return	
9/23/79	Oakland	Gary Barbaro, 70-yard INT return	W, 35-7
10/5/80 @	Oakland	Gary Spani, 16-yard fumble return	W, 31-17
		Whitney Paul, 32-yard fumble return	
10/12/80	Houston	Gary Spani, 47-yard INT return	W, 21-20
11/9/80 @	Seattle	Frank Manumaleuga, 22-yard INT return	W, 31-20
12/7/80	Denver	Thomas Howard, 3-yard fumble return	W, 31-14
9/6/81 @	Pittsburgh	Thomas Howard, 65-yard fumble return	W, 37-33
10/18/81	Denver	Whitney Paul, 47-yard fumble return	W, 28-14
10/25/81 @	Oakland	Gary Spani, 91-yard fumble return	W, 28-17
11/22/81	Seattle	Lloyd Burruss, 46-yard INT return	W, 40-13
12/19/82 @	Denver	Eric Harris, 56-yard INT return	W, 37-16
		Gary Barbaro, 43-yard INT return	
1/2/83	N.Y. Jets	Gary Green, 42-yard INT return*	W, 37-13
		*(5 yards by Thomas Howard who lateralled to Green for 42 yards)	
10/2/83	St. Louis	Charles Jackson, 37-yard fumble recovery	W, 38-14
10/16/83	N.Y. Giants	Durwood Roquemore, 42-yard INT return	W, 38-17
12/18/83	Denver	Lucious Smith, 58-yard INT return	W, 48-17
9/16/84	L.A. Raiders	Kevin Ross, 71-yard INT return	L, 20-22
12/9/84	Seattle	Scott Radecci, 19-yard INT return	W, 34-7
9/12/85	L.A. Raiders	Albert Lewis, fumble recovery in end zone	W, 36-20
11/10/85	Pittsburgh	Deron Cherry, 47-yard INT return	L, 28-36
9/21/86	Houston	Greg Hill, 26-yard INT return	W, 27-13
10/19/86	San Diego	Lloyd Burruss, 56-yard INT return	W, 42-41
		Lloyd Burruss, 47-yard INT return	

12/7/86	Denver	Lloyd Burruss, 72-yard INT return	W, 37-10
11/18/87	Pittsburgh	Bill Maas, 6-yard fumble return	L, 16-17
11/6/88 @	Denver	Safety, Dino Hackett tackled Tony Dorsett	L, 11-17
10/29/89 @	Pittsburgh	Bill Maas, 4-yard fumble return	L, 17-23
11/19/89 @	Cleveland	Neil Smith, 3-yard fumble return	T, 10-10
9/23/90 @	Green Bay	Stan Petry, 33-yard INT return	W, 17-3
10/14/90	Detroit	Safety, Bill Maas tackled Bob Gagliano	W, 43-24
11/11/90	Seattle	Dan Saleaumua fumble recovery in end zone	L, 17-16
10/13/91	Miami	Chris Martin, 100-yard fumble return	W, 42-7
11/10/91 @	L.A. Rams	Derrick Thomas, 23-yard fumble return	W, 27-20
11/24/91 @	Cleveland	Safety, Dan Saleaumua tackled Bernie Kozar	L, 15-20
9/6/92 @	San Diego	Kevin Ross, 99-yard INT return	W, 24-10
9/13/92	Seattle	Lonnie Marts, 36-yard INT return	W, 26-7
9/28/92	L.A.Raiders	Charles Mincy, 25-yard INT return	W, 27-7
11/22/92 @	Seattle	Neil Smith, 22-yard INT return	W, 24-14
12/13/92	New England	Charles Mincy, 30-yard fumble return	W, 27-20
12/27/92	Denver	Charles Mincy, 32-yard INT return*	W, 42-20
		*(0 yards by Bennie Thompson who lateralled to Mincy for 32 yards)	
		Dale Carter, 36-yard INT return	
		Derrick Thomas, fumble recovery in end zone	
11/8/93	Green Bay	Dan Saleaumua, 16-yard fumble return	W, 23-16
12/5/93 @	Seattle	Derrick Thomas, 86-yard fumble return	W, 31-16
9/11/94	San Francisco	Safety, Derrick Thomas tackled Steve Young	W, 24-17
12/24/94 @	L.A. Raiders	Mark Collins, 78-yard INT return	W, 19-9
		Safety, team (penalty in end zone)	
9/17/95	Oakland	James Hasty, 64-yard INT return	W, 23-17 OT
11/19/95	Houston	Mark Collins, 34-yard fumble return	W, 20-13
12/3/95 @	Oakland	Brian Washington, 74-yard INT return	W, 29-23
12/17/95	Denver	Vaughn Booker, 14-yard fumble return	W, 20-17
9/8/96	Oakland	James Hasty, 80-yard fumble return	W, 19-3
		Safety, Dan Saleaumua tackled Barrett Robbins	
9/8/97 @	Oakland	Darren Anderson, 55-yard INT return	W, 28-27
9/21/97 @	Carolina	Mark McMillian, 62-yard INT return	W, 35-14
11/30/97	San Francisco	Mark McMillian, 12-yard INT return	W, 44-9
		Safety, Joe Phillips tackled Terry Kirby	
12/14/97 @	San Diego	Mark McMillian, 87-yard INT return	W, 29-7
		Safety, Derrick Thomas sacked Todd Philcox	
9/6/98	Oakland	Safety, Derrick Thomas sacked Jeff George	W, 28-8
12/26/98 @	Oakland	Derrick Thomas, 44-yard fumble return	W, 31-24
9/12/99 @	Chicago	Donnie Edwards, 79-yard fumble return	L, 17-20
10/21/99 @	Baltimore	Reggie Tongue, 46-yard INT return	W, 35-8
		James Hasty, 56-yard INT return	
10/31/99	San Diego	Reggie Tongue, 7-yard fumble return	W, 34-0
11/28/99 @	Oakland	Cris Dishman, 47-yard INT return	W, 37-34
		Cris Dishman, 40-yard fumble return	
12/12/99	Minnesota	Eric Hicks, 44-yard fumble return	W, 31-28
12/18/99	Pittsburgh	Donnie Edwards, 28-yard INT return	W, 35-19
1/2/00	Oakland	James Hasty, 34-yard INT return	L, 38-41 OT
9/10/00 @	Tennessee	Donnie Edwards, 42-yard INT return	L, 14-17 OT
11/26/00 @	San Diego	Marcus Patton, 24-yard INT return	L, 16-17
9/9/01	Oakland	Eric Warfield, 51-yard INT return	L, 24-27
12/8/02	St. Louis	Duane Clemons, 42-yard fumble return	W, 49-10
9/14/03	Pittsburgh	Jerome Woods, 46-yard INT return	W, 41-20
9/21/03 @	Houston	Shaunard Harts, 39-yard INT return	W, 42-14
10/12/03 @	Green Bay	Jerome Woods, 79-yard INT return	W, 40-34 OT
9/19/04	Carolina	Eric Warfield, 43-yard INT return	L, 17-28
12/13/04 @	Tennessee	Kawika Mitchell, 39-yard fumble return	W, 49-38
10/16/05	Washington	Sammy Knight, 80-yard fumble return	W, 28-21
11/20/05 @	Houston	Eric Warfield, 57-yard INT return	W, 45-17
9/30/07 @	San Diego	Tyron Brackenridge, 50-yard fumble return	W, 30-16
10/26/08 @	N.Y. Jets	Brandon Flowers, 91-yard INT return	L, 24-28
12/7/08 @	Denver	Maurice Leggett, 27-yard INT return	L, 17-24
10/18/09 @	Washington	Safety, Tamba Hali sacked Todd Collins	W, 14-6
1/3/10 @	Denver	Derrick Johnson, 45-yard INT return	W, 44-24
		Derrick Johnson, 60-yard INT return	
9/19/10 @	Cleveland	Brandon Flowers, 33-yard INT return	W, 16-14
10/24/10	Jacksonville	Derrick Johnson, 15-yard INT return	W, 42-20
12/26/10	Tennessee	Eric Berry, 54-yard INT return	W, 34-14
10/23/11 @	Oakland	Kendrick Lewis, 59-yard INT return	W, 28-0
9/23/12 @	New Orleans	Brandon Flowers, 58-yard INT return	W, 27-24 OT
		Safety, Justin Houston sacked Drew Brees	
9/8/13 @	Jacksonville	Tamba Hali, 10-yard INT return	W, 28-2
9/19/13 @	Philadelphia	Eric Berry, 38-yard INT return	W, 26-16
10/13/13	Oakland	Husain Abdullah, 44-yard INT return	W, 24-7
11/3/13 @	Buffalo	Tamba Hali, 11-yard fumble return	W, 23-13
		Sean Smith, 100-yard INT return	
12/15/13 @	Oakland	Eric Berry, 47-yard INT return	W, 56-31
9/29/14	New England	Husain Abdullah, 30-yard INT return	W, 41-14
9/17/15	Broncos	Marcus Peters, 55-yard INT return	L, 31-24
10/11/15	Chicago	Ramik Wilson, 0-yard opponent fumble return	L, 18-17
11/22/15 @	San Diego	Justin Houston, 17-yard INT return	W, 33-3
12/6/15 @	Oakland	Tyvon Branch, 38-yard INT return	W, 34-20
12/20/15 @	Baltimore	Tyvon Branch, 73-yard fumble return	W, 34-14
		Marcus Peters, 90-yard INT return	
1/3/16	Oakland	D.J. Alexander, safety	W, 23-17
9/25/16	N.Y. Jets	Derrick Johnson, 55-yard INT return	W, 24-3
10/23/16	New Orleans	Daniel Sorensen, 48-yard INT return	W, 27-21
11/13/16 @	Carolina	Eric Berry, 42-yard INT return	W, 20-17
11/27/16 @	Denver	Safety, R.Okung recovered fumble, gave himself up in endzone	W, 30-27 OT

SUPERLATIVES

12/4/16 @ Atlanta	Eric Berry, 37-yard INT return	W, 29-27
10/2/17 Washington	Justin Houston, 13-yard fumble return	W, 29-20
10/30/17 Denver	Marcus Peters, 45-yard fumble return	W, 29-19
12/31/17 @ Denver	Ramik Wilson, 11-yard fumble return	W, 27-24
10/7/18 Jacksonville	Chris Jones, 20-yard INT return	W, 30-14
10/21/18 Cincinnati	Ron Parker, 33-yard INT return	W, 45-10
11/19/18 @ L.A. Rams	Allen Bailey, 2-yard fumble return	L, 54-51
12/30/18 Oakland	Daniel Sorensen, 54-yard INT return	W, 35-3
9/29/19 @ Detroit	Bashaud Breeland, 100-yard fumble return	W, 34-30
10/17/19 @ Denver	Reggie Ragland, 5-yard fumble return	W, 30-6
12/1/19 Oakland	Juan Thornhill, 46-yard INT return	W, 40-9
10/5/20 New England	Tyrann Mathieu, 25-yard INT return	W, 26-10
10/25/20 @ Denver	Daniel Sorensen, 50-yard INT return	W, 43-16
12/13/20 @ Miami	Safety, Chris Jones sacked Tua Tagovailoa	W, 33-27
9/19/21 @ Baltimore	Tyrann Mathieu, 34-yard INT return	L, 35-36
12/5/21 Denver	Daniel Sorensen, 75-yard INT return	W, 22-9
12/12/21 Las Vegas	Mike Hughes, 23-yard fumble return	W, 48-9
1/8/22 @ Denver	Nick Bolton, 86-yard fumble return	W, 28-24
9/15/22 L.A. Chargers	Jaylen Watson, 99-yard INT return	W, 27-24
10/23/22 @ San Francisco	Safety, Frank Clark sacked Jimmy Garoppolo	W, 44-23
12/11/22 @ Denver	Willie Gay, 47-yard INT return	W, 34-28
11/5/23 Miami*	Bryan Cook, 59-yard fumble return	W, 21-14
1/7/24 @ L.A. Chargers	Mike Edwards, 97-yard fumble return	W, 13-12

*Game in Frankfurt, Germany

Notes: The Chiefs are 132-31-2 (.805) in games when producing a defensive score (TD or safety).
The Chiefs are 121-28-1 (.810) in games with a def. TD and 16-3-1 (.825) in games with a def. safety.

All-Time Special Teams Scores

Date	Opponent	Special Teams Score	Result
12/11/60	Boston	Johnny Robinson, 62-yard punt return	W, 34-0
10/15/61	@ Buffalo	Abner Haynes, 88-yard kickoff return	L, 24-27
9/7/63	@ Denver	Dave Grayson, 99-yard kickoff return	W, 59-7
12/8/63	Denver	Duane Wood, 18-yard blocked punt return	W, 52-21
12/19/65	Denver	Willie Mitchell, 71-yard punt return	W, 45-35
9/11/66	@ Buffalo	Mike Garrett, 79-yard punt return	W, 42-20
11/20/66	Boston	Frank Pitts, 21-yard blocked punt return	T, 27-27
12/17/67	@ Denver	Noland Smith, 106-yard kickoff return	W, 38-24
9/15/68	N.Y. Jets	Noland Smith, 80-yard punt return	L, 19-20
11/17/68	Boston	Goldie Sellers, 76-yard punt return	W, 31-17
9/28/69	@ Cincinnati	Goldie Sellers, 20-yard return on fumbled kickoff	L, 19-24
10/12/69	Houston	George Daney, 5-yard return on fumbled punt attempt	W, 24-0
11/27/69	Denver	Bobby Bell, 53-yard kickoff return	W, 31-17
12/17/78	@ Seattle	Safety, Ed Beckman forces Herman Weaver out of EZ	L, 19-23
9/16/79	@ Houston	J.T. Smith, 55-yard punt return	L, 6-20
9/23/79	Oakland	J.T. Smith, 88-yard punt return	W, 35-7
11/23/80	@ St. Louis	J.T. Smith, 75-yard punt return	W, 21-13
12/21/80	@ Baltimore	J.T. Smith, 53-yard punt return	W, 38-28
9/19/82	@ San Diego	Dave Klug, blocked punt recovery in end zone	W, 19-12
9/7/86	Cincinnati	Deron Cherry, blocked punt recovery in end zone	W, 24-14
10/19/86	San Diego	Kevin Ross, 21-yard return on fumbled kickoff	W, 42-41
12/21/86	@ Pittsburgh	Deron Cherry, blocked punt recovery in end zone	W, 24-19
9/13/87	San Diego	Boyce Green, 97-yard kickoff return	Loyd Burruss, 78-yard blocked field goal return
*10/4/87	@ L.A. Raiders	Paul Palmer, 95-yard kickoff return	W, 20-13
		Bob Harris, 23-yard blocked punt return	L, 17-35
*10/18/87	Denver	Jitter Fields, 85-yard punt return	L, 17-26
12/6/87	@ Cincinnati	Kevin Ross, 65-yard blocked field goal return	L, 27-30 OT
12/27/87	Seattle	Paul Palmer, 92-yard kickoff return	W, 41-20
11/13/88	Cincinnati	Safety, Albert Lewis, blocked punt out of end zone	W, 31-28
10/22/89	Dallas	Safety, Rob McGovern, blocked punt out of end zone	W, 36-28
11/26/89	Houston	Jayce Pearson, 1-yard blocked punt return	W, 34-0
9/30/90	Cleveland	Chris Martin, 19-yard blocked punt return	W, 34-0
		Kevin Ross, 13-yard blocked punt return	
9/6/92	@ San Diego	Dale Carter, 46-yard punt return	W, 24-10
11/22/92	@ Seattle	Dale Carter, 86-yard punt return	W, 24-14
12/19/92	@ N.Y. Giants	Tracy Rogers, blocked punt recovery in end zone	L, 21-35
1/2/94	Seattle	Albert Lewis, blocked punt recovery in end zone	W, 34-24
12/12/94	@ Miami	Jon Vaughn, 91-yard kickoff return	L, 28-45
9/3/95	@ Seattle	Tamarick Vanover, 99-yard kickoff return	W, 34-10
10/9/95	San Diego	Tamarick Vanover, 86-yard punt return	W, 29-23 OT
12/24/95	Seattle	Tamarick Vanover, 89-yard kickoff return	W, 26-3

10/27/96	@ Denver	Tamarick Vanover 97-yard kickoff return	L, 7-34
9/14/97	Buffalo	Tamarick Vanover, 94-yard kickoff return	W, 22-16
11/23/97	@ Seattle	Safety, Team blocked punt out of end zone	W, 19-14
12/21/97	New Orleans	Tamarick Vanover, 82-yard punt return	W, 25-13
12/5/99	@ Denver	Tamarick Vanover, 80-yard punt return	W, 16-10
1/2/00	Oakland	Tamarick Vanover, 84-yard punt return	L, 38-41 OT
10/22/00	St. Louis	Michael Cloud, 6-yard blocked punt return	W, 54-34
10/14/01	Pittsburgh	Safety, Mikhael Ricks blocked punt out of end zone	L, 17-20
12/1/02	Arizona	Dante Hall, 90-yard punt return	W, 49-0
12/8/02	St. Louis	Dante Hall, 88-yard kickoff return	W, 49-10
		Dante Hall, 86-yard punt return	
9/14/03	Pittsburgh	Dante Hall, 100-yard kickoff return	W, 41-20
9/21/03	@ Houston	Dante Hall, 73-yard punt return	W, 42-14
9/28/03	@ Baltimore	Dante Hall, 97-yard kickoff return	W, 17-10
10/5/03	Denver	Dante Hall, 93-yard punt return	W, 24-23
11/28/04	San Diego	Dante Hall, 96-yard kickoff return	L, 31-34
12/19/04	Denver	Dante Hall, 97-yard kickoff return	W, 45-17
10/2/05	Philadelphia	Dante Hall, 96-yard kickoff return	L, 31-37
10/1/06	San Francisco	Dante Hall, 60-yard punt return	W, 41-0
12/31/06	Jacksonville	Bernard Pollard, blocked punt recovery in end zone	W, 35-30
11/11/07	Denver	Safety, Bernard Pollard, blocked punt out of end zone	L, 11-27
11/30/08	@ Oakland	Maurice Leggett, 67-yard fumble return on fake field goal	W, 20-13
9/13/09	@ Baltimore	Jon McGraw, blocked punt recovery in end zone	L, 24-38
11/22/09	Pittsburgh	Jamaal Charles, 97-yard kickoff return	W, 27-24 OT
12/20/09	Cleveland	Andy Studebaker, fumbled punt snap recovery in end zone	L, 34-41
9/13/10	San Diego	Dexter McCluster, 84-yard punt return	W, 21-14
10/14/12	@ Tampa Bay	Edgar Jones, 11-yard fumble return after blocked punt	L, 10-38
9/29/13	N.Y. Giants	Dexter McCluster, 94-yard punt return	W, 21-14
10/6/13	@ Tennessee	Marcus Cooper, fumble recovery in end zone after punt	W, 45-10
12/1/13	Denver	Knile Davis, 108-yard kickoff return	L, 28-35
12/8/13	@ Washington	Dexter McCluster, 74-yard punt return	W, 45-10
		Quintin Demps, 95-yard kickoff return	
10/26/14	St. Louis	Knile Davis, 99-yard kickoff return	W, 34-7
12/14/14	Oakland	De'Anthony Thomas, 81-yard punt return	W, 31-13
1/9/16	@ Houston	Knile Davis, 106-yard kick return	W, 30-0
9/25/16	N.Y. Jets	Demetrius Harris, 27-yard fumble recovery	W, 24-3
11/27/16	Denver	Tyreek Hill, 86-yard kickoff return	W, 30-27 OT
12/8/16	Oakland	Tyreek Hill, 78-yard punt return	W, 21-13
1/1/17	@ San Diego	Tyreek Hill, 95-yard punt return	W, 37-27
10/8/17	@ Houston	Tyreek Hill, 82-yard punt return	W, 42-34
9/9/18	@ L.A. Chargers	Tyreek Hill, 91-yard punt return	W, 38-28
12/29/19	L.A. Chargers	Mecole Hardman, 104-yard kickoff return	W, 31-21
10/25/20	@ Denver	Byron Pringle, 102-yard kickoff return	W, 43-16
12/13/20	@ Miami	Mecole Hardman, 67-yard punt return	W, 33-27

*Replacement Game

Notes: The Chiefs are 60-20-1 (.747) in games when producing a special teams score (TD or safety), 57-17-1 (.767) with a special teams touchdown and 3-3-0 (.500) with a special teams safety.

All-Time Shutouts

Date	Opponent	Score
9/25/60	L.A. Chargers	17-0
12/4/60	Houston	24-0
12/11/60	Boston	34-0
12/22/63	N.Y. Jets	48-0
9/24/67	@ Miami	24-0
10/8/67	Miami	41-0
9/21/69	@ Boston	31-0
10/12/69	Houston	24-0
12/6/70	Denver	16-0
11/4/73	@ San Diego	19-0
11/26/78	San Diego	23-0
9/2/79	Baltimore	14-0
10/11/81	Oakland	27-0
11/26/89	Houston	34-0
9/30/90	Cleveland	34-0
12/7/97	Oakland	30-0
10/31/99	San Diego	34-0
12/1/02	Arizona	49-0
10/1/06	San Francisco	41-0
10/23/11	@ Oakland	28-0

All-Time Opponent Shutouts

Date	Opponent	Score
12/1/63	@ N.Y. Jets	0-17
11/7/76	Pittsburgh	0-45
12/16/79	@ Tampa Bay	0-3



SUPERLATIVES

9/23/84	@ Denver	0-21
11/4/84	@ Seattle	0-45
9/22/85	@ Miami	0-31
10/20/85	@ L.A. Rams	0-16
*10/11/87	@ Miami	0-42
9/12/93	@ Houston	0-30
9/25/94	L.A. Rams	0-16
12/28/02	@ Oakland	0-24
10/5/08	@ Carolina	0-34
12/12/10	@ San Diego	0-31
12/16/12	@ Oakland	0-15

Notes: The Chiefs have produced 20 all-time shutouts, including 16 at home and nine at GEHA Field at Arrowhead Stadium. Kansas City has been shutout at home only twice.
* Replacement Game

All-Time Two-Point Conversions

Date	Opponent	Two-Point Play	Result
11/24/60	@ N.Y. Titans	Curley Johnson pass from Hunter Enis	L, 35-41
9/24/61	@ Oakland	Jack Spikes run	W, 42-35
10/1/61	Houston	Bo Dickinson pass from Randy Duncan	W, 26-21
11/26/61	Oakland	Bo Dickinson pass from Randy Duncan	W, 43-11
9/22/63	@ Buffalo	Chris Burford pass from Len Dawson	T, 27-27
12/13/64	@ San Diego	Curtis McClinton pass from Len Dawson	W, 49-6
10/24/65	@ Houston	Jerrel Wilson pass from Len Dawson	L, 36-38
12/12/65	@ Buffalo	Pete Beathard run Reg Carolan pass from Len Dawson	L, 25-34
9/18/66	@ Oakland	Fred Arbanas pass from Len Dawson	W, 32-10
11/13/66	Miami	Jerrel Wilson pass from Len Dawson	W, 34-16
9/9/67	@ Houston	Reg Carolan pass from Len Dawson	W, 25-20
11/5/67	N.Y. Jets	Curtis McClinton pass from Len Dawson	W, 42-18
9/11/94	San Francisco	J.J. Birden pass from Joe Montana	W, 24-17
10/23/94	Seattle	Marcus Allen run	W, 38-23
12/4/94	Denver	Willie Davis pass from Steve Bono	L, 17-20 OT
10/26/97	@ St. Louis	Tamarick Vanover pass from Elvis Grbac	W, 28-20
10/14/01	Pittsburgh	Tony Gonzalez pass from Elvis Grbac Tony Gonzalez pass from Trent Green	L, 17-20
10/25/01	Indianapolis	Trent Green run	L, 28-35
1/6/02	@ Seattle	Eddie Kennison pass from Trent Green	L, 18-21
11/24/02	@ Seattle	Trent Green run	L, 32-39
11/28/04	San Diego	Eddie Kennison pass from Trent Green	L, 31-34
10/16/05	Washington	Marc Boerigter pass from Trent Green	W, 28-21
10/29/06	Seattle	Tony Gonzalez pass from Damon Huard	W, 35-28
11/4/07	Green Bay	Priest Holmes run	L, 22-33
9/14/08	Oakland	Mike Cox pass from Tyler Thigpen	L, 8-23
11/8/09	@ Jacksonville	Jamaal Charles pass from Matt Cassel	L, 21-24
9/28/15	@ Green Bay	Travis Kelce pass from Alex Smith	L, 38-28
12/6/15	@ Oakland	Travis Kelce pass from Alex Smith	W, 34-20
11/13/16	@ Carolina	Travis Kelce pass from Alex Smith	W, 20-17
11/27/16	@ Denver	Demetrius Harris from Alex Smith	W, 30-27
12/23/18	@ Seattle	Patrick Mahomes run	L, 31-38
12/15/19	Denver	Sammy Watkins pass from Patrick Mahomes	W, 23-3
9/20/20	@ L.A. Chargers	Mecole Hardman pass from Patrick Mahomes	W, 23-20 OT
10/11/20	Las Vegas	Darrel Williams pass from Patrick Mahomes	L, 32-40
12/20/20	@ New Orleans	Travis Kelce pass from Patrick Mahomes	W, 32-29
12/16/21	@ L.A. Chargers	Clyde Edwards-Helaire pass from Patrick Mahomes	W, 34-28 OT
1/8/22	@ Denver	Patrick Mahomes run	W, 28-24
9/25/22	@ Indianapolis	Travis Kelce pass from Patrick Mahomes	L, 17-20
11/6/22	Tennessee	Patrick Mahomes run	W, 20-17 OT
12/18/22	@ Houston	Jerick McKinnon pass from Patrick Mahomes	W, 30-24 OT

Year-By-Year Two Point Conversions/Attempts

1960	1/2
1961	3/4
1962	0/1
1963	1/2
1964	1/3
1965	3/3
1966	2/3
1967	2/3
1968	0/0
1969	0/2
1994	3/4
1995	0/3

1996	0/1
1997	2/6
1998	0/1
1999	0/2
2000	0/4
2001	3/6
2002	1/3
2003	0/3
2004	1/2
2005	1/1
2006	1/1
2007	1/3
2008	1/4
2009	1/2
2010	0/2
2011	0/0
2012	0/1
2013	0/0
2014	0/1
2015	2/4
2016	2/2
2017	0/2
2018	1/1
2019	1/2
2020	3/3
2021	2/3
2022	3/5
2023	0/1
TOTAL CONVERSIONS	42
TOTAL ATTEMPTS	96
CONVERSION PERCENTAGE	.438

Triple Threat Chiefs

16 players in Chiefs history have scored a touchdown at least three different ways

Player	5 Different Touchdown Plays	Total TDs
Johnny Robinson	9 receiving, 6 rushing, 1 FR, 1 PR, 1 INT	18
Tyreek Hill	56 receiving, 6 rushing, 4 PRs, 1 KOR	67
Abner Haynes	39 rushing, 17 receiving, 1 KOR, 1 fumble recovery	58
Mecole Hardman	16 receiving, 2 rushing, 1 KOR, 1 PR	20
Kevin Ross	2 INTs, 1 blocked FG return, 1 FR, 1 blocked punt	5
Travis Kelce	74 receiving, 2 rushing, 1 FR	77
Jamaal Charles	43 rushing, 20 receiving, 1 KOR	64
Mike Garrett	24 rushing, 7 receiving, 1 PR	32
Dante Hall	9 receiving, 5 PRs, 6 KORs	20
Knile Davis	11 rushing, 1 receiving, 2 KOR	14
Tamarick Vanover	4 PRs, 4 KORs, 3 receiving	11
Bobby Bell	6 INTs, 2 FRs, 1 KOR	9
Dexter McCluster	5 receiving, 1 rushing, 3 PRs	9
Paul Palmer	4 receiving, 2 rushing, 2 KORs	8
De'Anthony Thomas	4 receiving, 2 rushing, 1 PR	7
Dale Carter	2 PRs, 1 INT, 1 receiving	4

Key: FR - Fumble return; INT - Interception return; KOR - Kickoff return; PR - Punt return

Seven players in Chiefs history have a rushing and a receiving TD and have also thrown a TD pass

Player	Rushing	Receiving	Passing	Total TDs Responsible For
Larry Johnson	55	6	1	62
Marcus Allen	44	3	2	49
Curtis McClinton	18	14	1	33
Mike Garrett	24	7	1	32
Tyler Thigpen	3	1	18	22
Bert Coan	15	4	1	20
Jerick McKinnon	2	14	1	17

All-Time Offensive Return Scores

Date	Opponent	Offensive Score	Result
11/15/64	San Diego	Abner Haynes, fumble recovery in end zone*	L, 14-28
10/29/72	@ San Diego	Robert West, fumble recovery in end zone	W, 26-14
10/12/75	Oakland	Mike Livingston, 1-yard fumble return	W, 42-10
11/18/79	@ Oakland	Tony Samuels, fumble recovery in end zone	W, 24-21
9/7/86	Cincinnati	Walt Arnold, fumble recovery in end zone	W, 24-14
11/9/97	@ Jacksonville	Danan Hughes, 7-yard fumble return**	L, 10-24
12/28/14	San Diego	Travis Kelce, fumble recovery in end zone	W, 19-7

*Kansas City QB Len Dawson's pass was intercepted by San Diego CB Dick Westmoreland. Westmoreland subsequently fumbled and Haynes recovered the ball in the end zone for a TD.

**Kansas City QB Rich Gannon's pass was intercepted by Jacksonville S Chris Hudson. WR Andre Rison subsequently stripped the ball from Hudson and Hughes returned the ball for a seven-yard TD.

All-Time Opponent Offensive Return Scores

Date	Opponent	Offensive Score	Result
9/21/75	@ Denver	Jack Dolbin, 2-yard fumble return	L, 33-37
10/9/83	L.A. Raiders	Marcus Allen, fumble recovery in end zone	L, 20-21



SUPERLATIVES

All-Time Defensive Two-Point Return Scores (Non-Safety)

Date	Opponent	Offensive Score	Result
12/4/16	@ Atlanta	Eric Berry, INT on two-point conversion attempt	W, 29-28
12/1/19	Oakland	C. Ward, T. Kpassagnon blocked PAT attempt	W, 40-9

YEAR-BY-YEAR LEADERS

Rushing

Year	Player	No.	Yds.	Avg.	LG	TD
1960*	Abner Haynes	156	875	5.6	67	9
1961	Abner Haynes	179	841	4.7	59	9
1962	Abner Haynes	221	1049	4.8	71	13
1963	Curtis McClinton	142	568	4.0	36	3
1964	Abner Haynes	137	713	5.2	80	4
1965	Curtis McClinton	175	661	3.8	48	6
1966	Mike Garrett	147	801	5.4	77	6
1967	Mike Garrett	236	1087	4.6	58	9
1968	Robert Holmes	174	866	5.0	76t	7
1969	Mike Garrett	168	732	4.4	34t	6
1970	Ed Podolak	168	749	4.5	65t	3
1971	Ed Podolak	184	708	3.8	25	9
1972	Ed Podolak	171	615	3.6	30	4
1973	Ed Podolak	210	721	3.4	25	3
1974	Woody Green	135	509	3.8	43	3
1975	Woody Green	167	611	3.7	42	5
1976	MacArthur Lane	162	542	3.3	20	5
1977	Ed Podolak	133	550	4.1	41	5
1978	Tony Reed	206	1053	5.1	62t	5
1979	Ted McKnight	153	755	4.9	84t	8
1980	Ted McKnight	206	693	3.4	25	3
1981	Joe Delaney	234	1121	4.8	82t	3
1982	Joe Delaney	95	380	4.0	36	0
1983	Billy Jackson	152	499	3.3	19	2
1984	Herman Heard	165	684	4.1	69	4
1985	Herman Heard	164	595	3.6	33	4
1986	Mike Pruitt	139	448	3.2	16	2
1987	Christian Okoye	157	660	4.2	43t	3
1988	Christian Okoye	105	473	4.5	48	3
1989*	Christian Okoye	370	1480	4.0	59	12
1990	Barry Word	204	1015	5.0	53t	4
1991	Christian Okoye	225	1031	4.6	48	9
1992	Barry Word	163	607	3.7	44t	12
1993	Marcus Allen	206	764	3.7	39	12
1994	Marcus Allen	189	709	3.8	36t	7
1995	Marcus Allen	207	890	4.3	38	5
1996	Marcus Allen	206	830	4.0	35	9
1997	Greg Hill	157	550	3.5	38	0
1998	Donnell Bennett	148	527	3.6	26	5
1999	Donnell Bennett	161	627	3.9	44	8
2000	Tony Richardson	147	697	4.7	33	3
2001	Priest Holmes	327	1555	4.8	41	8
2002	Priest Holmes	313	1615	5.2	56	21
2003	Priest Holmes	320	1420	4.4	31t	27
2004	Priest Holmes	196	892	4.6	33t	14
2005	Larry Johnson	336	1750	5.2	49t	20
2006	Larry Johnson	416	1789	4.3	47	17
2007	Larry Johnson	158	559	3.5	54	3
2008	Larry Johnson	193	874	4.5	65	5
2009	Jamaal Charles	190	1120	5.9	76t	7
2010	Jamaal Charles	230	1467	6.4	80	5
2011	Jackie Battle	149	597	4.0	34	2
2012	Jamaal Charles	285	1509	5.3	91t	5
2013	Jamaal Charles	259	1287	5.0	46	12
2014	Jamaal Charles	206	1033	5.0	63t	9
2015	Charcandrick West	160	634	4.0	38t	4
2016	Spencer Ware	214	921	4.3	46	3
2017	Kareem Hunt	272	1327	4.9	69t	8
2018	Kareem Hunt	181	824	4.6	45	7
2019	Damien Williams	111	498	4.5	91t	5
2020	Clyde Edwards-Helaire	181	803	4.4	31	4
2021	Darrel Williams	144	558	3.9	21	6
2022	Isiah Pacheco	170	830	4.9	31	5
2023	Isiah Pacheco	205	935	4.6	48t	7

Passing

Year	Player	Att.-Comp.	Yds.	Pct.	TD	Int	Rate
1960	Cotton Davidson	379-179	2474	.472	15	16	64.2
1961	Cotton Davidson	330-151	2445	.458	17	23	59.2
1962*	Len Dawson	310-189	2759	.610	29	17	98.3
1963	Len Dawson	352-190	1389	.540	26	19	77.5
1964*	Len Dawson	354-199	2879	.562	30	18	89.9
1965	Len Dawson	305-163	2262	.534	21	14	81.3
1966*	Len Dawson	284-159	2527	.560	26	10	101.7
1967	Len Dawson	357-206	2651	.577	24	17	83.7
1968*	Len Dawson	224-131	2109	.585	17	9	98.6
1969	Len Dawson	166-98	1323	.590	9	13	69.9
1970	Len Dawson	262-141	1876	.538	13	14	71.0
1971	Len Dawson	301-167	2504	.552	15	13	81.6
1972	Len Dawson	305-175	1835	.574	13	12	72.8
1973	Mike Livingston	145-75	916	.517	6	7	65.2
1974	Len Dawson	235-138	1573	.587	7	13	65.8

1975	Len Dawson	140-93	1095	.664	5	4	90.0
1976	Mike Livingston	338-189	2682	.559	12	13	77.6
1977	Mike Livingston	282-143	1823	.507	9	15	59.8
1978	Mike Livingston	290-159	1573	.548	5	13	57.4
1979	Steve Fuller	270-146	1484	.541	6	14	55.8
1980	Steve Fuller	320-193	2250	.603	10	12	76.4
1981	Bill Kenney	274-147	1983	.536	9	16	63.6
1982	Bill Kenney	169-95	1192	.562	7	6	77.3
1983	Bill Kenney	603-346	4348	.574	24	18	80.8
1984	Bill Kenney	282-151	2098	.535	15	10	80.7
1985	Bill Kenney	338-181	2536	.536	17	9	83.6
1986	Bill Kenney	308-161	1922	.523	13	11	70.8
1987	Bill Kenney	273-154	2107	.564	15	9	85.8
1988	Steve DeBerg	414-224	2935	.541	16	16	73.5
1989	Steve DeBerg	324-196	2529	.605	11	16	75.8
1990	Steve DeBerg	444-258	3444	.581	23	4	96.3
1991	Steve DeBerg	434-256	2965	.590	17	14	79.3
1992	Dave Krieg	413-230	3115	.557	15	12	79.9
1993	Joe Montana	298-181	2144	.607	13	7	87.4
1994	Joe Montana	493-299	3283	.606	16	9	83.6
1995	Steve Bono	520-293	3121	.563	21	10	79.5
1996	Steve Bono	438-235	2572	.537	12	13	68.0
1997	Elvis Grbac	314-179	1943	.570	11	6	79.1
1998	Rich Gannon	352-206	2305	.582	10	6	80.1
1999	Elvis Grbac	499-294	3389	.589	22	15	81.7
2000	Elvis Grbac	547-326	4169	.588	28	14	89.9
2001	Trent Green	523-296	3783	.566	17	24	71.1
2002	Trent Green	470-287	3690	.611	26	13	92.6
2003	Trent Green	523-330	4039	.631	24	12	92.6
2004	Trent Green	556-369	4591	.664	27	17	95.2
2005	Trent Green	507-317	4014	.625	17	10	90.1
2006	Damon Huard	244-148	1878	.607	11	1	98.0
2007	Damon Huard	332-206	2257	.620	11	13	76.8
2008	Tyler Thigpen	420-230	2608	.548	18	12	76.0
2009	Matt Cassel	493-271	2924	.550	16	16	69.9
2010	Matt Cassel	450-262	3116	.582	27	7	93.0
2011	Matt Cassel	269-160	1713	.595	10	9	76.6
2012	Matt Cassel	277-161	1796	.581	6	12	66.7
2013	Alex Smith	508-308	3313	.606	23	7	89.1
2014	Alex Smith	464-303	3265	.653	18	6	93.4
2015	Alex Smith	470-307	3486	.653	20	7	95.4
2016	Alex Smith	489-328	3502	.671	15	8	91.2
2017	Alex Smith	505-341	4042	.675	26	5	104.7
2018	Patrick Mahomes	580-383	5097	.660	52	12	113.8
2019	Patrick Mahomes	484-319	4031	.659	26	5	105.3
2020	Patrick Mahomes	588-390	4740	.663	38	6	108.2
2021	Patrick Mahomes	658-436	4839	.663	37	13	98.5
2022	Patrick Mahomes	648-435	5250	.671	41	12	105.2
2023	Patrick Mahomes	597-401	4183	.672	27	14	92.6

Pass Receiving

Year	Player	No.	Yds.	Avg.	LG	TD
1960	Abner Haynes	55	576	10.5	34	3
1961	Chris Burford	51	850	16.7	54	5
1962	Chris Burford	45	645	14.3	49	12
1963	Chris Burford	68	824	12.1	69	9
1964	Frank Jackson	62	943	15.2	72	9
1965	Chris Burford	47	575	12.2	57	6
1966	Otis Taylor	58	1297	22.4	89	8
1967	Otis Taylor	59	958	16.2	71t	11
1968	Mike Garrett	33	359	10.9	43t	3
1969	Mike Garrett	43	432	10.0	41	2
1970	Otis Taylor	34	618	18.2	59t	3
1971	Otis Taylor	57	1110	19.5	82	7
1972	Otis Taylor	57	821	14.4	44	6
1973	Ed Podolak	55	445	8.1	25	0
1974	Ed Podolak	43	306	7.1	26	1
1975	Ed Podolak	37	332	9.0	21	2
1976*	MacArthur Lane	66	686	10.4	44	1
1977	Walter White	48	674	14.0	48t	5
1978	Tony Reed	48	483	10.1	44	1
1979	Ted McKnight	38	226	5.9	24	0
1980	Henry Marshall	47	799	17.0	75t	6
1981	J.T. Smith	63	852	13.5	42	2
1982	Henry Marshall	40	549	13.7	44t	3
1983	Carlos Carson	80	1351	16.9	50t	7
1984	Henry Marshall	62	912	14.7	37	4
1985	Carlos Carson	47	843	17.9	37t	4
1986	Stephone Paige	52	829	15.9	51	11
1987	Carlos Carson	55	1044	19.0	81t	7
1988	Stephone Paige	61	902	14.8	49	7
1989	Stephone Paige	44	759	17.3	50	2
1990	Stephone Paige	65	1021	15.7	86t	5
1991	Robb Thomas	43	495	11.5	39	1
1992	Todd McNair	44	380	8.6	36	1
1993	Willie Davis	52	909	17.5	66t	7
1994	Kimble Anders	67	525	7.8	30	1
1995	Kimble Anders	55	349	6.3	28	1
1996	Kimble Anders	60	529	8.8	45	2
1997	Andre Rison	72	1092	15.2	45	7
1998	Kimble Anders	64	462	7.2	29	2
1999	Tony Gonzalez	76	849	11.2	73t	11
2000	Tony Gonzalez	93	1203	12.9	39	9
2001	Tony Gonzalez	73	917	12.6	36	6
2002	Priest Holmes	70	672	9.6	64t	3
2003	Priest Holmes	74	690	9.3	36	0
2004*	Tony Gonzalez	102	1258	12.3	32	7



SUPERLATIVES

2005	Tony Gonzalez	78	905	11.6	39	2
2006	Tony Gonzalez	73	900	12.3	57	5
2007	Tony Gonzalez	99	1172	11.8	31	5
2008	Tony Gonzalez	96	1058	11.0	35	10
2009	Dwayne Bowe	47	589	12.5	41	4
2010	Dwayne Bowe	72	1162	16.1	75t	15
2011	Dwayne Bowe	81	1159	14.3	52t	5
2012	Dwayne Bowe	59	801	13.6	47	3
2013	Jamaal Charles	70	693	9.9	71t	7
2014	Travis Kelce	67	862	12.9	34	5
2015	Jeremy Maclin	87	1088	12.5	61	8
2016	Travis Kelce	85	1125	13.2	80t	4
2017	Tyreek Hill	75	1183	15.8	79t	7
2018	Tyreek Hill	87	1479	17.0	75t	12
2019	Travis Kelce	97	1229	12.7	47	5
2020	Travis Kelce	105	1416	13.5	45	11
2021	Tyreek Hill	111	1239	11.2	75t	9
2022	Travis Kelce	110	1338	12.2	52	12
2023	Travis Kelce	93	984	10.6	53	5

Interceptions

Year	Player	No.	Yds.	Avg.	TD
1960	David Webster	6	156	26.0	2
1961	David Webster	5	50	10.0	0
1962	Bobby Hunt	8	101	12.7	0
1963	Bobby Hunt	6	228	38.0	0
1964	Bobby Hunt	7	133	19.0	1
	Dave Grayson	7	187	26.7	0
1965	Fred Williamson	6	89	14.8	0
1966*	Johnny Robinson	10	136	13.6	1
	Bobby Hunt	10	113	11.3	0
1967	Fletcher Smith	6	150	25.0	0
1968	Johnny Robinson	6	40	6.7	0
1969*	Emmitt Thomas	9	146	16.2	1
1970*	Johnny Robinson	10	155	15.5	0
1971	Emmitt Thomas	8	145	18.1	1
1972*	Mike Sensibaugh	8	65	8.1	0
1973	Emmitt Thomas	3	65	21.7	0
	Mike Sensibaugh	3	58	19.3	0
	Willie Lanier	3	47	15.7	1
	Jim Kearney	3	30	10.0	0
1974*	Emmitt Thomas	12	214	17.8	2
1975	Emmitt Thomas	6	119	19.8	0
1976	Kerry Reardon	5	26	5.2	0
1977	Gary Barbaro	8	165	20.6	1
1978	Tim Gray	6	118	19.7	0
1979	Gary Barbaro	7	142	20.3	1
1980	Gary Barbaro	10	163	16.3	0
1981	Eric Harris	7	109	15.6	0
1982	Eric Harris	3	66	22.0	1
	Gary Barbaro	3	48	16.0	1
1983	Deron Cherry	7	100	14.3	0
1984	Deron Cherry	7	140	20.0	0
1985	Albert Lewis	8	59	7.4	0
1986*	Deron Cherry	9	150	16.7	0
1987	Deron Cherry	3	58	19.3	0
1988	Deron Cherry	7	51	7.3	0
1989	Albert Lewis	4	37	9.3	0
	Kevin Ross	4	29	7.3	0
1990	Kevin Ross	5	97	19.4	0
1991	Deron Cherry	4	31	7.8	0
1992	Dale Carter	7	65	9.3	1
1993	Albert Lewis	6	61	10.2	0
1994	Charles Mincy	3	49	16.3	0
1995	Dale Carter	4	45	11.3	0
1996	Mark Collins	6	45	7.5	0
1997*	Mark McMillian	8	274	34.3	3
1998	James Hasty	4	42	10.5	0
1999	James Hasty	7	98	14.0	2
2000	James Hasty	4	53	13.3	0
2001	Eric Warfield	4	61	15.3	1
2002	Greg Wesley	6	170	28.3	0
2003	Greg Wesley	6	63	10.5	0
	Dexter McCleon	6	-3	-0.5	0
2004	Greg Wesley	4	92	23.0	0
	Eric Warfield	4	49	12.3	1
2005	Greg Wesley	6	106	17.7	0
2006	Ty Law	4	11	2.8	0
2007	Jarrad Page	3	37	12.3	0
2008	Jarrad Page	4	2	0.5	0
2009	Brandon Flowers	5	38	7.6	0
2010	Eric Berry	4	102	25.5	1
2011	Brandon Flowers	4	95	23.8	1
	Brandon Carr	4	17	4.3	0
2012	Brandon Flowers	3	28	9.3	0
2013	Quintin Demps	4	61	15.3	0
2014	Kurt Coleman	3	12	4.0	0
2015	Marcus Peters	8	280	35.0	2
2016	Marcus Peters	6	63	10.5	0
2017	Marcus Peters	5	137	27.4	0
2018	Steven Nelson	4	53	13.3	0
2019	Tyrann Mathieu	4	70	17.5	0
2020	Tyrann Mathieu	6	70	11.7	1
2021	Tyrann Mathieu	3	56	18.7	1
2022	L'Jarius Sneed	3	57	19.0	0
	Juan Thornhill	3	0	0.0	0
2023	L'Jarius Sneed	2	4	2.0	0

Sacks

Year	Player	Sacks/Yds
1974	Marvin Upshaw	9.5/49.0
1975	Wilbur Young	9.5/73.0
1976	Lawrence Estes	5.0/52.0
1977	Wilbur Young	5.5/51.5
1978	Art Still	8.5/59.0
1979	Art Still	8.5/63.5
1980	Art Still	4.5/115.0
1981	Ken Kremer	8.0/57.5
1982	Art Still	4.0/34.0
1983	Mike Bell	10.0/62.0
1984	Art Still	14.5/86.0
1985	Bill Maas	7.0/51.0
1986	Art Still	10.5/77.0
1987	Mike Bell	6.5/44.0
1988	Bill Maas	4.0/34.0
1989	Derrick Thomas	10.0/95.5
1990	*Derrick Thomas	20.0/150.0
1991	Derrick Thomas	13.5/112.0
1992	Neil Smith	14.5/114.5
	Derrick Thomas	14.5/113.0
1993*	Neil Smith	15.0/127.0
1994	Neil Smith	11.5/89.0
1995	Neil Smith	12.0/84.0
1996	Derrick Thomas	13.0/109.0
1997	Dan Williams	10.5/58.0
1998	Derrick Thomas	12.0/79.0
1999	Derrick Thomas	7.0/65.0
2000	Eric Hicks	14.0/73.0
2001	Duane Clemons	7.0/68.5
2002	Eric Hicks	9.0/69.5
2003	Vonnie Holliday	5.5/50.0
2004	Jared Allen	9.0/47.0
2005	Jared Allen	11.0/65.0
2006	Tamba Hali	8.0/48.0
2007*	Jared Allen	15.5/111.0
2008	Tamba Hali	3.0/23.0
2009	Tamba Hali	8.5/45.5
2010	Tamba Hali	14.5/91.5
2011	Tamba Hali	12.0/80.0
2012	Justin Houston	10.0/69.0
2013	Tamba Hali	11.0/78.5
	Justin Houston	11.0/75.0
2014	Justin Houston	22.0/60.0
2015	Justin Houston	7.5/54
2016	Dee Ford	10.0/53.0
2017	Justin Houston	9.5/54.0
2018	Chris Jones	15.5/122.0
2019	Chris Jones	9.0/75.0
2020	Chris Jones	7.5/28.0
2021	Chris Jones	9.0/65.5
2022	Chris Jones	15.5/105.5
2023	Chris Jones	10.5/71.5
	George Karlaftis	10.5/55.5

Note: Sacks became recognized as an official NFL statistic in 1982. The Chiefs began recording sacks in 1974.

Tackles

Year	Player	Tackles
1977	Willie Lanier	132 (88 solo)
1978	Gary Spani	144 (102 solo)
1979	Gary Spani	157 (115 solo)
1980	Gary Spani	149 (96 solo)
1981	Gary Spani	153 (104 solo)
1982	Art Still	68 (44 solo)
1983	Jerry Blanton	136 (83 solo)
1984	Art Still	131 (107 solo)
1985	Deron Cherry	134 (85 solo)
1986	Dino Hackett	140 (78 solo)
1987	Dino Hackett	103 (74 solo)
1988	Deron Cherry	151 (90 solo)
1989	Deron Cherry	87 (45 solo)
1990	Dino Hackett	95 (53 solo)
1991	Deron Cherry	116 (59 solo)
1992	Tracy Simien	97 (56 solo)
1993	Tracy Simien	105 (68 solo)
1994	Tracy Simien	99 (65 solo)
1995	Tracy Simien	106 (75 solo)
1996	Mark Collins	119 (94 solo)
1997	Reggie Tongue	142 (91 solo)
1998	Donnie Edwards	151 (97 solo)
1999	Donnie Edwards	143 (105 solo)
2000	Donnie Edwards	151 (119 solo)
2001	Donnie Edwards	147 (112 solo)
2002	Mike Maslowski	162 (109 solo)
2003	Scott Fujita	151 (110 solo)
2004	Scott Fujita	112 (71 solo)
2005	Kawika Mitchell	135 (100 solo)
2006	Kawika Mitchell	118 (88 solo)
2007	Napoleon Harris	123 (97 solo)
2008	Bernard Pollard	98 (78 solo)
2009	Demorrio Williams	142 (90 solo)
2010	Derrick Johnson	147 (107 solo)
2011	Derrick Johnson	179 (131 solo)
2012	Derrick Johnson	125 (110 solo)



SUPERLATIVES

2013	Derrick Johnson	107 (95 solo)
2014	Josh Mauga	103 (82 solo)
2015	Derrick Johnson	126 (100 solo)
2016	Derrick Johnson	90 (70 solo)
2017	Daniel Sorensen	88 (66 solo)
2018	Anthony Hitchens	135 (81 solo)
2019	Anthony Hitchens	88 (51 solo)
2020	Daniel Sorensen	91 (68 solo)
2021	Nick Bolton	112 (70 solo)
2022	Nick Bolton	180 (108 solo)
2023	Justin Reid	95 (74 solo)

Note: The Chiefs began recording tackle totals in 1977.

Special Teams Tackles

Year	Player	Tackles
1982	Al Steinfeld	18 (13 solo)
1983	Albert Lewis	27 (23 solo)
1984	Ken Jolly	28 (19 solo)
1985	Walt Arnold	20 (12 solo)
1986	Sherman Cocroft	22 (21 solo)
1987	Tim Cofield	19 (10 solo)
1988	Angelo Snipes	26 (17 solo)
1989	Rob McGovern	24 (18 solo)
1990	Todd McNair	27 (22 solo)
1991	Tim Barnett	15 (12 solo)
1992	Bennie Thompson	27 (20 solo)
1993	Fred Jones	14 (14 solo)
	Todd McNair	14 (11 solo)
	Bennie Thompson	14 (11 solo)
1994	Greg Manuskus	23 (22 solo)
1995	Greg Manuskus	23 (18 solo)
	Tracy Rogers	23 (15 solo)
1996	Greg Manuskus	26 (20 solo)
1997	Greg Manuskus	25 (20 solo)
1998	Greg Manuskus	23 (14 solo)
1999	Greg Manuskus	27 (19 solo)
2000	Mike Maslowski	25 (20 solo)
2001	Gary Stills	18 (14 solo)
2002	Gary Stills	34 (25 solo)
2003	Gary Stills	29 (24 solo)
2004	Gary Stills	25 (19 solo)
2005	Rich Scanlon	29 (20 solo)
2006	Kris Griffin	22 (14 solo)
2007	Nate Harris	20 (10 solo)
2008	Jon McGraw	23 (19 solo)
2009	Jovan Belcher	17 (16 solo)
2010	Terrance Copper	19 (14 solo)
2011	Cory Greenwood	15 (10 solo)
2012	Edgar Jones	7 (7 solo)
2013	Anthony Sherman	11 (10 solo)
2014	Anthony Sherman	13 (13 solo)
2015	Frank Zombo	9 (8 solo)
2016	D.J. Alexander	12 (9 solo)
2017	Eric Murray	6 (5 solo)
	Kevin Pierre-Louis	6 (6 solo)
	Frank Zombo	6 (6 solo)
2018	Charvarius Ward	12 (9 solo)
2019	Armani Watts	10 (8 solo)
2020	Dorian O'Daniel	7 (5 solo)
2021	Marcus Kemp	10 (8 solo)
2022	Jack Cochrane	9 (5 solo)
2023	Chamarri Conner	8 (7 solo)
	Leo Chenal	8 (5 solo)

Punting

Year	Player	No.	Yds.	Avg.	I20	LG
1960	C. Davidson	58	2287	39.4	—	66
1961	C. Davidson	62	2479	40.0	—	62
1962	Eddie Wilson	48	1681	35.0	—	52
1963	Jerrel Wilson	61	2628	43.1	—	72
1964	Jerrel Wilson	78	3326	42.6	—	70
1965*	Jerrel Wilson	69	3132	45.4	—	64
1966	Jerrel Wilson	62	2715	43.8	—	69
1967	Jerrel Wilson	41	1739	42.4	—	59
1968*	Jerrel Wilson	63	2841	45.1	—	70
1969	Jerrel Wilson	68	3022	44.4	—	62
1970	Jerrel Wilson	76	3415	44.9	—	68
1971	Jerrel Wilson	64	2864	44.8	—	68
1972*	Jerrel Wilson	66	2960	44.8	—	69
1973*	Jerrel Wilson	80	3642	45.5	—	68
1974	Jerrel Wilson	83	3462	41.7	—	64
1975	Jerrel Wilson	54	2233	41.4	—	64
1976	Jerrel Wilson	65	2729	42.0	14	62
1977	Jerrel Wilson	88	3510	39.9	11	59
1978	Z. Andrusyshyn	79	3247	41.1	18	61
1979*	Bob Grupp	89	3883	43.6	23	74
1980	Bob Grupp	84	3317	39.5	23	57
1981	Bob Grupp	41	1556	38.0	5	57
1982	Jeff Gossett	33	1366	41.4	6	56
1983	Jim Arnold	93	3710	39.9	21	64
1984	Jim Arnold	98	4397	44.9	22	63
1985	Jim Arnold	93	3827	41.2	15	62
1986	Lewis Colbert	99	4033	40.7	23	56
1987	K. Goodburn	59	2412	40.9	13	55
1988	K. Goodburn	76	3059	40.3	10	59
1989	K. Goodburn	67	2688	40.1	25	54

1990	Bryan Barker	64	2479	38.7	16	56
1991	Bryan Barker	57	2303	40.4	11	57
1992	Bryan Barker	75	3245	43.3	16	65
1993	Bryan Barker	76	3240	42.6	19	59
1994	Louie Aguiar	85	3582	42.1	15	61
1995	Louie Aguiar	91	3990	43.8	29	65
1996	Louie Aguiar	88	3667	41.7	25	68
1997	Louie Aguiar	82	3465	42.3	28	65
1998	Louie Aguiar	75	3226	43.0	20	59
1999	Daniel Pope	101	4218	41.8	20	64
2000	Todd Sauerbrun	82	3656	44.6	28	68
2001	Dan Stryzinski	73	2976	40.8	27	76
2002	Dan Stryzinski	64	2422	37.8	15	56
2003	Jason Baker	80	3156	39.5	21	68
2004	Steve Cheek	42	1643	39.1	8	55
2005	Dustin Colquitt	65	2564	39.4	27	62
2006	Dustin Colquitt	71	3145	44.3	23	72
2007	Dustin Colquitt	95	4322	45.5	27	81
2008	Dustin Colquitt	70	3110	44.4	27	73
2009	Dustin Colquitt	96	4361	45.4	41	70
2010	Dustin Colquitt	88	3908	44.4	33	72
2011	Dustin Colquitt	89	4084	45.9	27	68
2012	Dustin Colquitt	83	3887	46.8	45	71
2013	Dustin Colquitt	87	4005	46.0	35	65
2014	Dustin Colquitt	71	3164	44.6	31	69
2015	Dustin Colquitt	75	3333	44.4	37	62
2016	Dustin Colquitt	76	3427	45.1	38	64
2017	Dustin Colquitt	65	2936	45.2	29	77
2018	Dustin Colquitt	45	2021	44.9	21	67
2019	Dustin Colquitt	48	2126	44.3	21	68
2020	Tommy Towensend	52	2339	45.0	20	67
2021	Tommy Towensend	37	1746	47.2	20	68
2022	Tommy Towensend	53	2672	50.4	22	76
2023	Tommy Towensend	59	2776	47.1	20	68

Punt Returns

Year	Player	No.	Yds.	Avg.	LG	TD
1960	Abner Haynes	14	215	15.4	46	0
1961	Abner Haynes	19	196	10.3	44	0
1962	Frank Jackson	11	117	10.6	39	0
1963	Frank Jackson	11	95	8.6	39	0
1964	Willie Mitchell	18	160	8.9	36	0
1965	Willie Mitchell	19	242	12.7	71	1
1966	Mike Garrett	17	139	8.2	79	1
1967	Noland Smith	26	212	8.2	59	0
1968*	Noland Smith	18	270	15.0	80t	1
1969	Noland Smith	9	107	11.9	64	0
1970*	Ed Podolak	23	311	13.5	60	0
1971	Ed Podolak	14	84	6.0	23	0
1972	Larry Marshall	18	103	5.7	29	0
1973	Larry Marshall	29	180	6.2	31	0
1974	Ed Podolak	15	134	8.9	54	0
1975	Charlie Thomas	12	112	9.3	34	0
1976	Larry Brunson	31	387	12.5	48	0
1977	Gary Green	14	115	8.2	18	0
1978	Eddie Payton	32	364	11.4	39	0
1979	J.T. Smith	58	612	10.6	88t	2
1980*	J.T. Smith	40	581	14.5	75t	2
1981	J.T. Smith	50	528	10.6	62	0
1982	Anthony Hancock	12	103	8.6	30	0
1983	J.T. Smith	26	210	8.1	19	0
1984	J.T. Smith	39	332	8.5	27	0
1985	Garcia Lane	43	381	8.9	57	0
1986	Jeff Smith	29	245	8.4	48	0
1987	Michael Clemons	19	162	8.5	44	0
1988	Kitrick Taylor	29	187	6.4	16	0
1989	Pete Mandley	19	151	7.9	19	0
1990	Naz Worthen	25	180	7.2	37	0
1991	Troy Stradford	22	150	6.8	18	0
1992	Dale Carter	38	398	10.5	86t	2
1993	Dale Carter	27	247	9.1	30	0
1994	Danan Hughes	27	192	7.1	43	0
1995	Tamarick Vanover	51	540	10.6	86t	1
1996	Chris Penn	14	148	10.6	24	0
1997	Tamarick Vanover	35	383	10.9	82t	1
1998	Tamarick Vanover	27	264	9.8	37	0
1999	Tamarick Vanover	51	627	12.3	80	2
2000	Kevin Lockett	26	208	8.0	26	0
2001	Dante Hall	32	235	7.3	26	0
2002	Dante Hall	29	390	13.4	90t	2
2003	Dante Hall	29	472	16.3	93t	2
2004	Dante Hall	23	232	10.1	46	0
2005	Dante Hall	42	276	6.6	52	0
2006	Dante Hall	27	240	8.9	60t	1
2007	Eddie Drummond	32	222	6.9	22	0
2008	Kevin Robinson	11	94	8.5	32	0
2009	Bobby Wade	21	160	7.6	18	0
2010	Javier Arenas	39	322	8.3	36	0
2011	Javier Arenas	32	410	12.8	37	0
2012	Javier Arenas	34	303	8.9	27	0
2013	Dexter McCluster	58	686	11.8	89t	2
2014	De'Anthony Thomas	34	405	11.9	81t	1
2015	De'Anthony Thomas	29	227	7.8	37	0
2016	Tyreek Hill	39	592	15.2	95t	2
2017	Tyreek Hill	25	204	8.2	82t	1
2018	Tyreek Hill	20	213	10.7	91t	1
2019	Mecole Hardman	18	167	9.3	36	0



SUPERLATIVES

2020	Mecole Hardman	25	176	7.0	67t	1
2021	Mecole Hardman	13	157	12.1	31	0
2022	Sky Moore	14	86	6.1	15	0
2023	Richie James	20	200	10.0	27	0

1980	Nick Lowery	0	37	20	97
1981	Nick Lowery	0	37	26	115
1982	Nick Lowery	0	17	19	74
1983	Nick Lowery	0	44	24	116
1984	Nick Lowery	0	35	23	104
1985	Nick Lowery	0	35	24	107
1986	Nick Lowery	0	43	19	100
1987	Nick Lowery	0	26	19	83
1988	Nick Lowery	0	23	27	104
1989	Nick Lowery	0	34	24	106
1990*	Nick Lowery	0	37	34	139
1991	Nick Lowery	0	35	25	110
1992	Nick Lowery	0	39	22	105
1993	Nick Lowery	0	37	23	106
1994	Lin Elliott	0	30	25	105
1995	Lin Elliott	0	34	24	106
1996	Pete Stoyanovich	0	34	17	85
1997	Pete Stoyanovich	0	35	26	113
1998	Pete Stoyanovich	0	34	27	115
1999	Pete Stoyanovich	0	45	21	108
2000	Todd Peterson	0	25	15	70
2001	Todd Peterson	0	27	27	108
2002*	Priest Holmes	24	0	0	144
2003	Priest Holmes	27	0	0	162
2004	Lawrence Tynes	0	58	17	109
2005	Larry Johnson	21	0	0	126
2006	Larry Johnson	19	0	0	114
2007	Dave Rayner	0	14	15	59
2008	Tony Gonzalez	10	0	0	60
2009	Ryan Succop	0	29	25	104
2010	Ryan Succop	0	42	20	102
2011	Ryan Succop	0	20	24	92
2012	Ryan Succop	0	17	28	101
2013	Ryan Succop	0	52	22	118
2014	Cairo Santos	0	38	25	113
2015	Cairo Santos	0	41	30	129
2016	Cairo Santos	0	36	31	129
2017	Harrison Butker	0	28	38	142
2018	Harrison Butker	0	65	24	137
2019	Harrison Butker	0	45	34	147
2020	Harrison Butker	0	48	25	123
2021	Harrison Butker	0	47	25	122
2022	Harrison Butker	0	38	18	92
2023	Harrison Butker	0	38	33	137

Kickoff Returns

Year	Player	No.	Yds.	Avg.	LG	TD
1960	Abner Haynes	19	434	22.8	82	0
1961*	Dave Grayson	16	453	28.3	73	0
1962	Dave Grayson	18	535	29.7	59	0
1963	Dave Grayson	20	564	28.2	99	1
1964	Dave Grayson	30	679	22.6	80	0
1965	Bert Coan	19	479	25.2	52	0
1966	Emmitt Thomas	29	673	23.2	63	0
1967	Noland Smith	41	1148	28.0	106t	1
1968	Noland Smith	23	549	23.9	37	0
1969	Warren McVea	13	318	24.5	40	0
1970	Robert Holmes	19	535	28.2	48	0
1971	Kerry Reardon	12	308	25.7	41	0
1972	Larry Marshall	23	651	28.3	48	0
1973	Larry Marshall	14	391	27.9	38	0
1974	Bill Thomas	25	571	22.8	33	0
1975	Reggie Craig	10	247	24.7	53	0
1976	Lawrence Williams	25	688	27.5	64	0
1977	Ted McKnight	12	305	25.4	70	0
1978	Eddie Payton	30	775	25.8	66	0
1979	Horace Belton	22	463	21.0	52	0
1980	Carlos Carson	40	917	22.9	47	0
1981	James Murphy	20	457	22.9	46	0
1982	Anthony Hancock	27	609	22.6	68	0
1983	Theotis Brown	15	301	20.1	46	0
1984	J.T. Smith	19	391	20.6	39	0
1985	Jeff Smith	33	654	19.8	39	0
1986	Jeff Smith	29	557	19.2	29	0
1987*	Paul Palmer	38	923	24.3	95t	2
1988	Kenny Gamble	15	291	19.4	31	0
1989	Danny Copeland	26	466	17.9	36	0
1990	Todd McNair	14	227	16.2	23	0
1991	Harvey Williams	24	524	21.8	76	0
1992	Harvey Williams	21	405	19.3	37	0
1993	Danan Hughes	14	266	19.0	30	0
1994	Ron Dickerson	21	472	22.5	62	0
1995	Tamarick Vanover	43	1095	25.5	99t	2
1996*	Tamarick Vanover	33	854	25.9	97t	1
1997	Tamarick Vanover	51	1308	25.6	94t	1
1998	Tamarick Vanover	41	956	23.3	62	0
1999	Tamarick Vanover	44	886	20.1	29	0
2000	Michael Cloud	36	779	21.6	38	0
2001	Dante Hall	43	969	22.5	71	0
2002	Dante Hall	57	1354	23.8	88t	1
2003*	Dante Hall	57	1478	25.9	100t	2
2004	Dante Hall	68	1718	25.3	97t	2
2005	Dante Hall	65	1560	24.0	96t	1
2006	Dante Hall	53	1207	22.8	60	0
2007	Eddie Drummond	37	785	21.2	39	0
2008	Dantrell Savage	26	633	24.3	59	0
2009	Jamaal Charles	36	925	25.7	97t	1
2010	Dexter McCluster	26	527	20.3	36	0
2011	Dexter McCluster	25	557	22.3	35	0
2012	Shaun Draughn	23	537	23.3	41	0
2013	Quintin Demps	33	992	30.1	95t	1
2014	Knile Davis	29	829	28.6	99t	1
2015	Knile Davis	24	603	25.1	54	0
2016	Tyreek Hill	14	384	27.4	86t	1
2017	Akeem Hunt	25	611	24.4	42	0
2018	Tremon Smith	33	886	26.8	97	0
2019	Mecole Hardman	27	704	26.1	104t	1
2020	Byron Pringle	10	324	32.4	102t	1
2021	Byron Pringle	25	621	24.8	39	0
2022	Isiah Pacheco	29	597	20.6	48	0
2023	Richie James	9	187	20.8	31	0

Leading Non-Kicking Scorer

Year	Player	Rush TD	Rec TD	Ret TD	Points
1960	Abner Haynes	9	3	0	72
1961	Abner Haynes	9	3	1	78
1962	Abner Haynes	13	6	0	114
1963	Chris Burford	0	9	0	56#
1964	Frank Jackson	0	9	0	54
1965	Curtis McClinton	6	3	0	54
1966	Bert Coan	7	2	0	54
	Curtis McClinton	4	5	0	54
1967	Otis Taylor	1	11	0	72
1968	Robert Holmes	7	0	0	42
1969	Mike Garrett	6	2	0	48
1970	Wendell Hayes	5	0	0	30
1971	Ed Podolak	9	0	0	54
1972	Otis Taylor	0	6	0	36
	Ed Podolak	4	2	0	36
1973	Otis Taylor	0	4	0	24
1974	Woody Green	3	1	0	24
1975	Woody Green	5	1	0	36
1976	Walter White	0	7	0	42
1977	Ed Podolak	5	0	0	30
	Walter White	0	5	0	30
1978	Arnold Morgado	7	0	0	42
	Tony Reed	6	1	0	42
1979	Ted McKnight	8	0	0	48
1980	Henry Marshall	0	6	0	36
1981	Billy Jackson	10	1	0	66
1982	Billy Jackson	3	0	0	18
	Henry Marshall	0	3	0	18
1983	Theotis Brown	8	2	0	60
1984	6 Players Tied	-	-	-	24
1985	Stephone Paige	0	10	0	60
1986	Stephone Paige	0	11	0	66
1987	Carlos Carson	0	7	0	42
1988	Stephone Paige	0	7	0	42
1989	Christian Okoye	12	0	0	72
1990	Christian Okoye	7	0	0	42
1991	Christian Okoye	9	0	0	54
1992	Christian Okoye	6	0	0	36
1993*	Marcus Allen	12	3	0	90
1994	Marcus Allen	7	0	0	44#
1995	5 Players Tied	-	-	-	30
1996	Marcus Allen	9	0	0	54
1997	Marcus Allen	11	0	0	66
1998	Bam Morris	8	0	0	48
1999	Tony Gonzalez	0	11	0	66
2000	Derrick Alexander	0	10	0	60
2001	Priest Holmes	8	2	0	60
2002*	Priest Holmes	21	3	0	144
2003*	Priest Holmes	27	0	0	162
2004	Priest Holmes	14	1	0	90

Leading Scorer

Year	Player	TD	PAT	FG	Points
1960	Jack Spikes	5	35	13	104
1961	Abner Haynes	13	0	0	78
1962	Abner Haynes	19	0	0	114
1963	Chris Burford	9	1#	0	56
1964	Tommy Brooker	0	46	8	70
1965	Tommy Brooker	0	37	13	76
1966	Mike Mercer	0	35	20	93
1967	Jan Stenerud	0	45	21	108
1968	Jan Stenerud	0	39	30	129
1969	Jan Stenerud	0	38	27	119
1970	Jan Stenerud	0	26	30	116
1971	Jan Stenerud	0	32	26	110
1972	Jan Stenerud	0	32	21	95
1973	Jan Stenerud	0	21	24	93
1974	Jan Stenerud	0	24	17	75
1975	Jan Stenerud	0	30	22	96
1976	Jan Stenerud	0	27	21	90
1977	Jan Stenerud	0	27	8	51
1978	Jan Stenerud	0	25	20	85
1979	Jan Stenerud	0	28	12	64



SUPERLATIVES

2005	Larry Johnson	21	1	0	126
2006	Larry Johnson	17	2	0	114
2007	Dwayne Bowe	0	5	0	30
	Tony Gonzalez	0	5	0	30
2008	Tony Gonzalez	0	10	0	60
2009	Jamaal Charles	7	1	1	56#
2010	Dwayne Bowe	0	15	0	90
2011	Dwayne Bowe	0	5	0	30
2012	Jamaal Charles	5	1	0	36
2013	Jamaal Charles	12	7	0	114
2014	Jamaal Charles	9	5	0	84
2015	Jeremy Maclin	0	8	0	48
2016	Tyreek Hill	3	6	3	72
2017	Kareem Hunt	8	3	0	66
2018	Kareem Hunt	7	7	0	84
	Tyreek Hill	1	12	1	84
2019	Tyreek Hill	0	7	0	42
	Mecole Hardman	0	6	1	42
	Damien Williams	5	2	0	42
2020	Tyreek Hill	2	15	0	102
2021	Travis Kelce	1	9	0	60
2022	Travis Kelce	0	12	0	74#
2023	Isiah Pacheco	7	2	0	54

Includes two-point conversion

NFL Ranking by Yardage

Year	Total	(Compiled Since 1971)			DEFENSE	
		Rushing	Passing	Total	Rushing	Passing
1971	9	12	7	7	3	24
1972	17	16	18t	15	11	18
1973	20	19	19	7	9	4
1974	16	17	15	25	12	25
1975	15	15	12	25	25	20
1976	7	22	1	27	27	24
1977	16	20	12	28	28	14
1978	15	2	27	20	18	17
1979	27	13	28	12	6	22
1980	28	18†	27	18	21	10
1981	17	3	25	17	3	23
1982	25	21	21	10	19	10
1983	9	28	3	14	20	10
1984	17	27	7	24	16	23
1985	22	28	11	21	20	20
1986	28	27	21	8	11	12
1987	24	19	26	27	27	22
1988	22	22	16	10	28	1
1989	13	4	21	2	12	2
1990	7	10	9	16	12	17
1991	5	3	14	13	18	16
1992	25	23	20	5	15	2
1993	16	20	15	11	9	14
1994	5	11	7	12	16	10
1995	14	1	25	2	3	5
1996	22	4	26	18	13	22
1997	14	5	24	11	7	16
1998	19	23	16	9	18	7
1999	12	4	22	14	11	16
2000	8	25	5	18	17	20
2001	5	6	5	23	27	14
2002	4	3	11	32	24	31
2003	2	15	2	29	30	20
2004	1	5	4	31	12	32
2005	1	4	6	25	7	30
2006	16	9	22	16	18	18
2007	31	32	20	13	28	5
2008	24	16	20	31	30	28
2009	25	11	25	30	31	22
2010	12	1	30	14	14	17
2011	27	15	25	11	26	6
2012	24	5	32	20	27	12
2013	21	10	24t	24	22	25
2014	25	10	29	7	28	2
2015	27	6	30	7	8	9
2016	20	15	19	24	26	18
2017	5	9	7	28	25	29
2018	1	16	3	31	27	31
2019	6	23	5	17	26	8
2020	1	16	1	16	21	14
2021	3	16	4	27	21	27
2022	1	20	1	11	8	18
2023	11	19	7	3	18	4

t-Tied for position

Offense Year-By-Year

Year	Total Plays	First Downs	Rush Yards	Pass Yards	Total Yards	Total Points
1960	918	272	2007	2638	4645	362
1961	862	247	2183	2576	4759	334
1962	842	259	2407	2455	4862	389
1963	875	235	1697	2651	4348	347
1964	871	250	1825	2875	4700	366
1965	850	232	1752	2543	4295	322
1966	846	266	2274	2840	5114	448
1967	876	251	2018	2472	4490	408
1968	831	223	2227	2276	4503	371
1969	899	258	2220	2387	4607	359

1970	775	183	1858	1719	3577	272
1971	859	240	1843	2347	4190	302
1972	894	245	1915	2038	3953	287
1973	863	208	1793	1743	3536	231
1974	901	224	1720	2108	3828	233
1975	935	261	1847	2360	4207	282
1976	959	275	1873	2929	4802	290
1977	878	219	1843	2093	3936	225
1978	1054	287	2986	1834	4820	243
1979	972	241	2316	1660	3976	238
1980	1010	270	1873	2448	4321	319
1981	1057	315	2633	2640	5273	343
1982*	573	163	943	1555	2498	176
1983	1074	314	1254	4341	5595	386
1984	1034	295	1527	3568	5095	314
1985	982	258	1486	3391	4877	317
1986	1003	264	1468	2750	4218	358
1987#	899	265	1799	2619	4418	273
1988	1019	289	1713	3131	4844	254
1989	1017	304	2227	3038	5265	318
1990	975	280	1948	3267	5215	369
1991	1021	322	2217	3104	5321	322
1992	907	246	1532	2792	4324	348
1993	970	300	1655	3180	4835	328
1994	1098	322	1732	3960	5692	319
1995	1059	295	2222	3020	5242	358
1996	1045	312	2009	2890	4899	297
1997	1054	315	2171	2893	5064	375
1998	1012	289	1548	3260	4808	327
1999	1049	282	2082	3239	5321	390
2000	999	321	1465	4149	5614	355
2001	1015	324	2008	3665	5673	320
2002	965	343	2378	3622	6000	467
2003	1003	348	1929	3981	5910	484
2004	1089	398	2289	4406	6695	483
2005	1059	347	2382	3810	6192	403
2006	1004	310	2143	3000	5143	331
2007	1001	255	1248	3181	4429	226
2008	957	273	1810	3129	4939	291
2009	1019	256	1929	2922	4851	294
2010	1063	319	2627	2968	5595	366
2011	1021	277	1893	3080	4973	212
2012	1015	286	2395	2713	5108	211
2013	1029	323	2056	3340	5396	430
2014	962	309	1918	3182	5100	353
2015	955	303	2044	3255	5299	405
2016	990	305	1748	3740	5488	389
2017	985	322	1903	4104	6007	415
2018	996	384	1855	4955	6810	565
2019	976	350	1569	4498	6067	451
2020	1057	397	1799	4854	6653	473
2021	1134	419	1955	4791	6746	480
2022	1094	408	1970	5062	7032	496
2023	1080	350	1784	4188	5972	371

Bold Denotes Club Record

Italics Denotes NFL Record

Yardages Net *Nine Games #15 Games

Defense Year-By-Year

Year	Total Plays	First Downs	Rush Yards	Pass Yards	Total Yards	Total Points
1960	924	253	980	3002	3982	253
1961	883	238	1525	2777	4602	343
1962	846	239	1250	2701	3951	233
1963	856	228	1558	2627	4185	263
1964	858	211	1315	2631	3946	306
1965	871	207	1376	2385	3761	285
1966	873	222	1356	2614	3970	276
1967	843	221	1408	2536	3944	254
1968	871	215	1266	2822	4088	170
1969	788	181	1091	2072	3163	177
1970	861	226	1657	2010	3667	244
1971	813	223	1300	2468	3768	208
1972	853	227	1805	2222	4027	254
1973	855	209	1956	1619	3575	192
1974	936	267	1801	2663	4464	293
1975	915	289	2724	2512	5236	341
1976	952	309	2861	2496	5357	376
1977	990	304	2971	2022	4993	349
1978	996	284	2384	2582	4966	327
1979	1088	297	1847	3124	4971	262
1980	1096	328	2206	3109	5315	336
1981	1101	316	1747	3626	5373	290
1982*	557	170	1066	1667	2732	184
1983	1089	319	2275	3111	5386	367
1984	1159	335	1981	3645	5625	324
1985	1126	336	2169	3489	5658	360
1986	1098	310	1739	3195	4934	326
1987#	1045	344	2333	3306	5639	388
1988	1042	318	2592	2434	5026	320
1989	952	252	1766	2527	4293	286
1990	945	268	1640	3241	4881	257
1991	927	275	1770	3228	4998	252
1992	949	256	1787	2537	4324	282
1993	1013	300	1620	3151	4771	291
1994	989	289	1734	3266	5000	298
1995	1047	289	1327	3222	4549	241



SUPERLATIVES

1996	1008	296	1666	3538	5204	300	1975	20	22	42	16	18	34	+8
1997	974	278	1621	3259	4880	232	1976	23	20	43	17	16	33	+10
1998	1010	321	1869	2985	4854	363	1977	21	23	44	26	21	47	-3
1999	1033	281	1557	3482	5039	322	1978	21	14	35	16	18	34	+1
2000	1041	330	1809	3471	5280	354	1979	23	14	37	18	18	36	+1
2001	1003	296	2140	3164	5304	344	1980	28	15	43	14	16	30	+13
2002	1081	367	2067	4181	6248	399	1981	26	21	47	22	24	46	+1
2003	1054	322	2344	3363	5707	332	1982*	12	10	22	8	4	12	+10
2004	960	327	1834	4203	6037	435	1983	30	21	51	19	19	38	+13
2005	971	292	1570	3679	5249	325	1984	30	11	41	22	15	37	+4
2006	999	298	1928	3334	5262	315	1985	27	14	41	23	11	34	+7
2007	980	278	2089	3022	5111	335	1986	31	18	49	18	17	35	+14
2008	1041	344	2543	3748	6291	440	1987#	11	17	28	17	24	41	-13
2009	1062	318	2504	3707	6211	424	1988	18	13	31	21	12	33	-2
2010	1028	293	1764	3519	5283	326	1989	15	18	33	23	18	41	-8
2011	991	291	2112	3221	5333	338	1990	20	25†	45†	5†	14	19	+26†
2012	973	301	2171	3533	5704	425	1991	15	18	33	14	8†	22	+11
2013	1067	303	1923	3962	5885	305	1992	24	15	39	12	9	21	+18†
2014	1024	310	2036	3252	5288	281	1993	21	17	38	10	18	28	+10
2015	1037	313	1571	3698	5269	287	1994	12	26†	38	14	12	26	+12
2016	1063	342	1938	3958	5896	311	1995	16	17	33	10	11	21	+12†
2017	1044	352	1890	3952	5842	339	1996	17	10	27	14	10	24	+3
2018	1109	419	2114	4374	6488	421	1997	21	13	34	10	10	20	+14
2019	1043	344	2051	3543	5594	308	1998	13	20	33	18	14	32	+1
2020	1022	353	1954	3779	5733	362	1999	25	20	45	15	9	24	+21†
2021	1060	363	1999	4273	6272	364	2000	15	14	29	15	11	26	+3
2022	1093	337	1823	3756	5579	369	2001	13	13	26	24	9	33	-7
2023	1045	300	1925	33001	4926	294	2002	18	13	31	13	2	15	+16
							2003	25	12	37	12	6	18	+19†
							2004	13	8	21	17	10	27	-6
							2005	16	15	31	10	13	23	+8
							2006	15	15	30	12	14	26	+4
							2007	14	8	22	20	13	33	-11
							2008	13	16	29	16	8	24	+5
							2009	15	13	28	17	10	27	+1
							2010	14	9	23	8	6	14	+9
							2011	20	6	26	18	10	28	-2
							2012	7	6	13	20	17	37	-24
							2013	21	15	36	8	10	18	+18
							2014	6	8	14	6	11	17	-3
							2015	22	7	29	7	8	15	+14
							2016	18	15	33	8	9	17	+16
							2017	16	10	26	8	3	11	+15
							2018	15	12	27	12	6	18	+9
							2019	16	7	23	5	10	15	+8
							2020	16	6	22	7	9	16	+6
							2021	15	14	29	13	12	25	+4
							2022	11	9	20	12	11	23	-3
							2023	8	9	17	17	11	28	-11

Bold Denotes Club Record

Italics Denotes NFL Record

Yardages Net *Nine Games #15 Games

Turnovers Year-By-Year

Year	TAKEAWAYS			GIVEAWAYS			RATIO
	INTs	FUMBLES	TOTAL	INTs	FUMBLES	TOTAL	
1960	32	16	48	19	18	37	+11
1961	25	18	43	27	18	45	-2
1962	32	17	49	17	14	31	+18
1963	26	19	45	22	16	38	+7
1964	28	18	46	21	20	41	+5
1965	20	13	33	20	20	40	-7
1966	33	8	41	15	16	31	+10
1967	31	18	49	19	8	27	+22
1968	37	12	49	11	16	27	+22
1969	32	15	47	20	19	39	+8
1970	31	12	43	16	15	31	+12
1971	27	7	33	13	13	26	+7
1972	24	19	43	20	12	32	+11
1973	21	18	39	13	18	31	+8
1974	28	16	44	25	13	38	+6

Bold Denotes Club Record †Denotes NFL Season Leader * Nine Games #15 Games
Note: Chiefs six straight years (1990-95) with a +10 turnover ratio is an NFL record.



SUPERLATIVES

CAREER LEADERS

Games Played

Includes all players with 100 games played

	Player	Games Played
1.	Dustin Colquitt (2005-19)	238
2.	Will Shields (1993-06)	224
3.	Nick Lowery (1980-93)	212
4.	Jerrel Wilson (1963-77)	203
5.	Tony Gonzalez (1997-08)	190
6.	Jan Stenerud (1967-79)	186
7.	Len Dawson (1962-75)	183
8.	Buck Buchanan (1963-75)	182
	Derrick Johnson (2005-17)	182
10.	Emmitt Thomas (1966-78)	181
11.	Jim Tyrer (1961-73)	180
12.	John Alt (1984-96)	179
13.	Jack Rudnay (1970-82)	178
14.	Ed Budde (1963-76)	177
	Tamba Hali (2006-17)	177
16.	Derrick Thomas (1989-99)	169
	Tim Grunhard (1990-00)	169
18.	Bobby Bell (1963-74)	168
19.	Henry Marshall (1976-87)	165
20.	Johnny Robinson (1960-71)	164
21.	Tony Richardson (1995-05)	163
	Brian Waters (2000-10)	163
23.	Travis Kelce (2013-23)	159
24.	Kevin Ross (1984-93, '97)	156
25.	Jim Lynch (1967-77)	151
26.	Dave Hill (1963-74)	150
	Albert Lewis (1983-93)	150
28.	Willie Lanier (1967-77)	149
29.	Deron Cherry (1981-91)	148
30.	Tom Condon (1974-84)	147
	James Winchester (2015-23)	147
32.	Lloyd Burruss (1981-91)	145
33.	Casey Wiegmann (2001-07, 2010-11)	143
34.	Dave Szott (1990-00)	142
35.	Jerry Mays (1961-70)	140
36.	Rich Baldinger (1983-92)	139
	Dave Lutz (1983-92)	139
38.	Neil Smith (1988-96)	138
39.	Art Still (1978-87)	136
	Jonathan Hayes (1985-93)	136
41.	Mike Bell (1979-85, '87-91)	135
42.	Otis Taylor (1965-75)	130
43.	Jerome Woods (1996-05)	128
	Eric Hicks (1998-06)	128
45.	E.J. Holub (1961-70)	127
46.	Matt Herkenhoff (1976-85)	125
	Stephone Paige (1983-91)	125
	Dan Saleaumua (1989-96)	125
	Kimble Anders (1991-00)	125
	Anthony Sherman (2013-20)	125
	Gary Spani (1978-86)	124
51.		
52.	Chris Jones (2016-23)	123
53.	John Browning (1996-05)	121
54.	Carlos Carson (1980-89)	120
55.	Charlie Getty (1974-82)	119
	Jason Dunn (2000-07)	119
57.	Fred Arbanas (1962-70)	118
	Dave Lindstrom (1978-85)	118
	Greg Wesley (2000-07)	118
	Dwayne Bowe (2007-14)	118
61.	Donnie Edwards (1996-01, 2007-08)	117
	Eric Fisher (2013-20)	117
63.	Bill Maas (1984-92)	116
64.	Jim Kearney (1967-75)	115
	Eric Warfield (1998-05)	115
66.	Daniel Sorensen (2014-21)	111
67.	Tracy Simien (1991-97)	109
68.	Sherrill Headrick (1960-67)	108
69.	Curtis McClinton (1962-69)	107
	Ed Beckman (1977-84)	107
	Harrison Butker (2017-23)	107
72.	Bill Kenney (1980-88)	106
	Kendall Gammon (2000-06)	106
74.	Thomas Gafford (2008-14)	105
75.	Ed Podolak (1969-77)	104
	Dale Carter (1992-98)	104
77.	Chris Burford (1960-67)	103
	Leonard Griffin (1986-93)	103
	Jamaal Charles (2008-16)	103
80.	Justin Houston (2011-18)	102
	Allen Bailey (2011-18)	102
82.	Gary Barbaro (1976-82)	101
83.	Whitney Paul (1976-81, '86)	100
	Gary Green (1977-83)	100

Games Started

Includes all players with 100 games started, compiled since 1968

Player Games Started

1.	Will Shields (1993-06)	223
2.	Tony Gonzalez (1997-08)	174
3.	Jack Rudnay (1970-82)	171
4.	Derrick Johnson (2005-17)	169
5.	Tim Grunhard (1990-00)	164
6.	Len Dawson (1962-75)	157*
	Derrick Thomas (1989-99)	157
	Tamba Hali (2006-17)	157
9.	Travis Kelce (2013-23)	152
10.	John Alt (1984-96)	149
	Brian Waters (2000-10)	149
11.	Emmitt Thomas (1966-78)	148**
13.	Kevin Ross (1984-93, '97)	144
14.	Casey Wiegmann (2001-07, 2010-11)	143
15.	Willie Lanier (1967-77)	137**
	Jim Lynch (1967-77)	137**
17.	Dave Szott (1990-00)	136
18.	Henry Marshall (1976-87)	135
19.	Art Still (1978-81)	133
20.	Albert Lewis (1983-93)	128
21.	Neil Smith (1988-96)	127
22.	Deron Cherry (1981-91)	124
23.	Dave Lutz (1983-92)	123
24.	Willie Lanier (1967-77)	122
	Matt Herkenhoff (1976-85)	122
26.	Tom Condon (1974-84)	119
27.	Dan Saleaumua (1989-96)	116
28.	Eric Fisher (2013-20)	113
29.	Jim Kearney (1967-75)	112**
	Dwayne Bowe (2007-14)	
31.	Bill Maas (1984-91)	111
32.	Buck Buchanan (1963-75)	109**
33.	Gary Spani (1978-86)	108
34.	Jerome Woods (1996-05)	105
35.	Charlie Getty (1974-82)	104
	Eric Hicks (1998-06)	104
37.	Lloyd Burruss (1981-91)	103
	Rich Baldinger (1983-92)	103
	Greg Wesley (2000-07)	103
40.	Gary Barbaro (1976-82)	101
41.	Donnie Edwards (1996-01, 2007-08)	100
	Mike Bell (1979-85, '87-91)	100

* Includes all of Dawson's starts dating back to '62. ** Does not include starts prior to '68.

Rushing

Includes all players with 1,000 rushing yards

		No.	Yds.	Avg.	TD
1.	Jamaal Charles (2008-15)	1322	7,260	5.5	43
2.	Priest Holmes (2001-07)	1321	6,070	4.6	76
3.	Larry Johnson (2003-09)	1375	6,015	4.4	55
4.	Christian Okoye (1987-92)	1246	4,897	3.9	40
5.	Ed Podolak (1969-77)	1157	4,451	3.8	34
6.	Abner Haynes (1960-64)	794	3,814	4.8	39
7.	Marcus Allen (1993-97)	932	3,698	4.0	44
8.	Mike Garrett (1966-70)	736	3,246	4.4	24
9.	Curtis McClinton (1962-69)	762	3,124	4.1	18
10.	Herman Heard (1984-89)	651	2,694	4.1	13
11.	Wendell Hayes (1968-74)	668	2,560	3.8	18
12.	Greg Hill (1994-97)	588	2,436	4.1	6
13.	Ted McKnight (1977-81)	528	2,344	4.4	22
14.	Barry Word (1990-92)	527	2,306	4.4	12
15.	Kimble Anders (1991-00)	490	2,261	4.6	9
16.	Tony Reed (1977-80)	513	2,184	4.3	8
17.	Kareem Hunt (2017-18)	453	2,151	4.7	15
18.	Patrick Mahomes (2017-23)	374	1,936	5.2	12
19.	Donnell Bennett (1994-00)	519	1,902	3.7	17
20.	C. Edwards-Helaire (2020-23)	441	1,845	4.2	12
21.	Isiah Pacheco (2022-23)	375	1,765	4.7	12
22.	Robert Holmes (1968-71)	408	1,719	4.2	12
23.	Alex Smith (2013-17)	317	1,672	5.3	10
24.	Spencer Ware (2015-19)	354	1,621	4.6	11
25.	Tony Richardson (1995-05)	395	1,576	4.0	15
26.	Joe Delaney (1981-82)	321	1,501	4.6	3
27.	Woody Green (1974-76)	375	1,442	3.8	9
28.	Jack Spikes (1960-64)	329	1,392	4.2	12
29.	Thomas Jones (2010-11)	398	1,374	3.5	6
30.	Billy Jackson (1981-84)	399	1,365	3.4	16
31.	Len Dawson (1962-75)	283	1,253	4.4	9
32.	Bert Coan (1963-68)	273	1,249	4.6	15
33.	MacArthur Lane (1975-78)	318	1,209	3.8	8
34.	Mack Lee Hill (1964-65)	230	1,203	5.2	6
35.	Warren McVea (1969-73)	239	1,053	4.4	10
36.	James Hadnot (1980-83)	266	1,029	3.9	5

Receptions

Includes all players with 100 receptions

	Player	No.	Yds.	Avg.	TD
1.	Tony Gonzalez (1997-08)	916	10,940	11.9	76
2.	Travis Kelce (2013-23)	907	11,328	12.5	74
3.	Dwayne Bowe (2007-14)	532	7,155	13.4	44
4.	Tyreek Hill (2016-21)	479	6,630	13.8	56
5.	Henry Marshall (1976-87)	416	6,545	15.7	33
6.	Otis Taylor (1965-75)	410	7,306	17.8	57
7.	Chris Burford (1960-67)	391	5,505	14.1	55
8.	Stephone Paige (1983-91)	377	6,341	16.8	49
9.	Kimble Anders (1991-00)	369	2,829	7.7	9

SUPERLATIVES

10.	Carlos Carson (1980-89)	352	6,360	18.1	33
11.	Eddie Kennison (2001-07)	321	5,230	16.3	25
12.	Ed Podolak (1969-77)	288	2,456	8.5	6
13.	Jamaal Charles (2008-16)	285	2,457	8.6	20
14.	Priest Holmes (2001-07)	251	2,377	9.5	7
15.	Derrick Alexander (1998-01)	213	3,685	17.3	19
16.	Abner Haynes (1960-65)	199	2,739	13.8	17
17.	Fred Arbanas (1962-70)	198	3,101	15.7	34
18.	Todd McNair (1989-93, '96)	186	1,856	10.0	6
19.	J.J. Birden (1990-94)	183	2,819	15.4	14
20.	Tony Richardson (1995-05)	177	1,298	7.3	9
21.	Willie Davis (1991-95)	172	3,014	17.5	20
	Dexter McCluster (2010-13)	172	1,500	8.7	5
23.	J.T. Smith (1978-84)	167	2,273	13.6	8
24.	Mecole Hardman (2019-23)	165	2,206	13.4	16
25.	Walter White (1975-79)	163	2,396	14.7	16
	Frank Jackson (1961-65)	163	2,516	15.4	21
27.	Curtis McClinton (1962-69)	154	1,945	12.6	14
28.	Larry Johnson (2003-09)	151	1,369	9.1	6
29.	Emile Harry (1986-92)	149	1,999	13.4	9
30.	Dante Hall (2000-06)	145	1,615	11.1	9
	Demarcus Robinson (2016-21)	145	1,679	11.6	14
32.	Marcus Allen (1993-97)	141	1,153	8.2	3
	Mike Garrett (1966-70)	141	1,231	8.7	7
34.	Tony Reed (1977-80)	138	1,382	10.0	2
35.	Jonathan Hayes (1985-93)	135	1,541	11.4	12
36.	Johnnie Morton (2002-04)	134	1,932	14.4	8
37.	Andre Rison (1997-99)	133	1,852	13.9	12
38.	Herman Heard (1984-89)	132	1,125	8.5	3
39.	Jeremy Maclin (2015-16)	131	1,624	12.4	10
40.	MacArthur Lane (1975-78)	130	1,207	9.3	1
41.	Sammy Watkins (2018-20)	129	1,613	12.5	8
42.	Albert Wilson (2014-17)	124	1,544	12.5	7
43.	Wendell Hayes (1968-74)	116	993	8.6	5
44.	Keith Cash (1992-96)	111	1,046	9.4	9
45.	Samie Parker (2004-07)	110	1,529	13.9	7
46.	Chris Conley (2015-18)	104	1,238	11.9	6
47.	Lake Dawson (1994-97)	103	1,406	13.7	10

Receiving Yards

Includes all players with 1,000 receiving yards

	Player	Yds.	No.	Avg.	TD
1.	Travis Kelce (2013-23)	11,328	907	12.5	74
2.	Tony Gonzalez (1997-08)	10,940	916	11.9	76
3.	Otis Taylor (1965-75)	7,306	410	17.8	57
4.	Dwayne Bowe (2007-14)	7,155	532	13.4	44
5.	Tyreek Hill (2016-21)	6,630	479	13.8	56
6.	Henry Marshall (1976-87)	6,545	416	15.7	33
7.	Carlos Carson (1980-89)	6,360	352	18.1	33
8.	Stephone Paige (1983-91)	6,341	377	16.8	49
9.	Chris Burford (1960-67)	5,505	391	14.1	55
10.	Eddie Kennison (2001-07)	5,230	321	16.3	25
11.	Derrick Alexander (1998-01)	3,685	213	17.3	19
12.	Fred Arbanas (1962-70)	3,101	198	15.7	34
13.	Willie Davis (1991-95)	3,014	172	17.5	20
14.	Kimble Anders (1991-00)	2,829	369	7.7	9
15.	J.J. Birden (1990-94)	2,819	183	15.4	14
16.	Abner Haynes (1960-65)	2,739	199	13.8	17
17.	Frank Jackson (1961-65)	2,516	163	15.4	21
18.	Ed Podolak (1969-77)	2,456	288	8.5	6
19.	Jamaal Charles (2008-15)	2,443	283	8.6	20
20.	Walter White (1975-79)	2,396	163	14.7	16
21.	Priest Holmes (2000-07)	2,377	251	9.5	7
22.	J.T. Smith (1978-84)	2,273	167	3.6	8
23.	Mecole Hardman (2019-23)	2,206	165	13.3	16
24.	Emile Harry (1986-92)	1,999	149	13.4	9
25.	Curtis McClinton (1962-69)	1,945	154	12.6	14
26.	Johnnie Morton (2002-04)	1,932	134	14.4	8
27.	Todd McNair (1989-93, '96)	1,856	186	10.0	6
28.	Andre Rison (1997-99)	1,852	133	13.9	12
29.	Larry Brunson (1974-77)	1,723	98	17.6	5
30.	Demarcus Robinson (2016-21)	1,679	145	11.6	14
31.	Jeremy Maclin (2015-16)	1,624	131	12.4	10
32.	Dante Hall (2000-06)	1,615	145	11.1	9
33.	Sammy Watkins (2018-20)	1,613	129	12.5	8
34.	Albert Wilson (2016-17)	1,544	124	12.5	7
35.	Jonathan Hayes (1985-93)	1,541	135	11.4	12
36.	Samie Parker (2004-07)	1,529	110	13.9	7
37.	Dexter McCluster (2010-13)	1,500	172	8.7	5
38.	Frank Pitts (1965-70)	1,450	78	18.6	11
39.	Lake Dawson (1994-97)	1,406	103	13.7	10
40.	Tony Reed (1977-80)	1,382	138	10.0	2
41.	Larry Johnson (2003-09)	1,369	151	9.1	6
42.	Gloster Richardson (1967-70)	1,358	62	21.9	12
43.	Tony Richardson (1995-05)	1,298	177	7.3	9
44.	Anthony Hancock (1982-86)	1,266	73	17.3	5
45.	Chris Conley (2016-18)	1,238	104	11.9	6
46.	Mike Garrett (1966-70)	1,231	141	8.7	7
47.	Johnny Robinson (1960-71)	1,228	77	15.9	9
48.	MacArthur Lane (1975-78)	1,207	130	9.3	1
49.	Tim Barnett (1991-93)	1,188	82	14.5	10
50.	Kevin Lockett (1997-00)	1,164	87	13.4	4
51.	Marcus Allen (1993-97)	1,153	141	8.2	3
52.	Herman Heard (1984-89)	1,125	132	8.5	3
53.	Robb Thomas (1989-91)	1,098	92	11.9	7
54.	Elmo Wright (1971-74)	1,070	66	16.2	6
55.	Keith Cash (1992-96)	1,046	111	9.4	9

56.	Tony Moeaki (2010-13)	1,009	80	12.6	4
57.	Marquez Valdes-Scantling (2022-23)	1,002	63	15.9	3

Passing

Includes all players with 4,000 passing yards

Player	Att.	Comp.	Yds.	Pct.	TD	INT	
1.	Len Dawson (1962-75)	3,696	2,115	28,507	.572	237	178
2.	P. Mahomes (2017-23)	3,590	2,386	28,424	.665	219	63
3.	Trent Green (2001-06)	2,777	1,720	21,459	.619	118	85
4.	Alex Smith (2013-17)	2,436	1,587	17,608	.651	102	33
5.	Bill Kenney (1979-88)	2,430	1,330	17,277	.547	105	86
6.	Steve DeBerg (1988-91)	934	594	11,873	.578	67	50
7.	Mike Livingston (1968-79)	912	594	11,295	.521	56	83
8.	Elvis Grbac (1997-00)	1,548	897	10,643	.579	66	47
9.	Matt Cassel (2009-12)	1,489	854	9,549	.574	59	44
10.	Steve Bono (1994-96)	1,075	594	6,489	.553	37	27
11.	Joe Montana (1993-94)	791	480	5,427	.607	29	16
12.	Steve Fuller (1979-82)	817	465	5,333	.569	22	32
13.	Cotton Davidson (1960-61)	709	330	4,919	.465	32	39
14.	Damon Huard (2004-08)	657	404	4,612	.615	24	18
15.	Todd Blackledge (1983-87)	742	364	4,510	.491	26	32
16.	Dave Krieg (1992-93)	602	335	4,353	.556	22	15

Scoring

Includes all players with 100 total points

Player	TD	FG	PAT	2Pt.	Tot.	
1.	Nick Lowery (1980-93)	0	329	479	0	1,466
2.	Jan Stenerud (1967-79)	0	279	394	0	1,231
3.	Harrison Butker (2017-23)	0	197	309	0	900
4.	Ryan Succop (2009-13)	0	119	160	0	517
5.	Priest Holmes (2001-07)	83	0	0	1	500
6.	Travis Kelce (2013-23)	77	0	0	5	472
7.	Tony Gonzalez (1997-08)	76	0	0	3	462
8.	Pete Stoyanovich (1996-00)	93	163	0	0	442
9.	Tyreek Hill (2016-21)	67	0	0	0	402
10.	Cairo Santos (2014-17)	89	125	0	0	392
11.	Jamaal Charles (2008-15)	64	0	0	1	386
12.	Larry Johnson (2003-09)	61	0	0	0	366
13.	Otis Taylor (1965-75)	60	0	0	0	360
14.	Abner Haynes (1960-64)	58	0	0	0	348
15.	Lawrence Tynes (2004-06)	68	137	0	0	341
16.	Chris Burford (1960-67)	55	0	0	1	332
17.	Stephone Paige (1983-91)	49	0	0	0	294
18.	Tommy Brooker (1962-66)	41	149	0	0	290
19.	Marcus Allen (1993-97)	47	0	0	1	284
20.	Dwayne Bowe (2007-14)	44	0	0	0	264
21.	Ed Podolak (1969-77)	40	0	0	0	240
	Christian Okoye (1987-92)	40	0	0	0	240
23.	Morten Andersen (2002-03)	38	109	0	0	223
24.	Jack Spikes (1960-64)	14	19	69	1	212
25.	Lin Elliott (1994-95)	49	64	0	0	211
26.	Henry Marshall (1976-86)	35	0	0	0	210
27.	Fred Arbanas (1962-70)	34	0	0	1	206
28.	Carlos Carson (1980-89)	33	0	0	0	198
29.	Curtis McClinton (1962-69)	32	0	0	2	196
30.	Mike Garrett (1966-70)	32	0	0	0	192
31.	Todd Peterson (2000-01)	42	52	0	0	178
32.	Frank Jackson (1961-65)	28	0	0	0	168
33.	Eddie Kennison (2001-07)	25	0	0	2	154
34.	Kareem Hunt (2017-18)	25	0	0	0	150
35.	Tony Richardson (1995-05)	24	0	0	0	144
36.	Wendell Hayes (1968-74)	23	0	0	0	138
	Ted McKnight (1977-81)	23	0	0	0	138
38.	Willie Davis (1991-95)	20	0	0	1	122
	Mecole Hardman (2019-23)	20	0	0	1	122
40.	Derrick Alexander (1998-01)	20	0	0	0	120
	Dante Hall (2000-06)	20	0	0	0	120
42.	C. Edwards-Helaire (2020-23)	19	0	0	1	116
43.	Bert Coan (1963-68)	19	0	0	0	114
44.	Kimble Anders (1991-00)	18	0	0	0	108
	Donnell Bennett (1994-00)	18	0	0	0	108
	Billy Jackson (1981-84)	18	0	0	0	108
	Johnny Robinson (1960-71)	18	0	0	0	108

Touchdowns

Includes all players with 20 total touchdowns

Player	Rec.	Rush.	Return	Total	
1.	Priest Holmes (2001-07)	7	76	0	83
2.	Travis Kelce (2013-23)	74	2	1*	77
3.	Tony Gonzalez (1997-08)	76	0	0	76
4.	Tyreek Hill (2016-21)	56	6	5	67
5.	Jamaal Charles (2008-14)	20	43	1	64
6.	Larry Johnson (2003-09)	6	55	0	61
7.	Otis Taylor (1965-75)	57	3	0	60
8.	Abner Haynes (1960-64)	17	39	2	58
9.	Chris Burford (1960-67)	55	0	0	55
10.	Stephone Paige (1983-91)	49	0	0	49
11.	Marcus Allen (1993-97)	3	44	0	47
12.	Dwayne Bowe (2007-14)	44	0	0	44
13.	Ed Podolak (1969-77)	6	34	0	40
	Christian Okoye (1987-92)	0	40	0	40
15.	Henry Marshall (1976-86)	33	2	0	35



SUPERLATIVES

16.	Fred Arbanas (1962-70)	34	0	0	34
17.	Carlos Carson (1980-89)	33	0	0	33
18.	Curtis McClinton (1962-69)	14	18	0	32
	Mike Garrett (1966-70)	7	24	1	32
20.	Frank Jackson (1961-65)	21	7	0	28
21.	Eddie Kennison (2001-07)	25	0	0	25
	Kareem Hunt (2017-18)	10	15	0	25
23.	Tony Richardson (1995-05)	9	15	0	24
24.	Wendell Hayes (1968-74)	5	18	0	23
	Ted McKnight (1977-81)	1	22	0	23
26.	Willie Davis (1991-95)	20	0	0	20
	Derrick Alexander (1998-01)	19	1	0	20
	Dante Hall (2000-06)	9	0	11	20
	Mecole Hardman (2019-23)	16	2	2	20

*Offensive Return

Interceptions

Includes all players with 15 interceptions

	Player	No.	Yds.	Avg.	TD
1.	Emmitt Thomas (1966-78)	58	937	16.2	5
2.	Johnny Robinson (1960-71)	57	741	13.0	1
3.	Deron Cherry (1981-91)	50	688	13.8	1
4.	Gary Barbaro (1976-82)	39	771	19.8	3
5.	Albert Lewis (1983-93)	38	329	8.7	0
6.	Bobby Hunt (1962-67)	37	674	18.2	1
7.	Kevin Ross (1984-93, '97)	30	561	18.7	2
8.	Greg Wesley (2000-07)	29	542	18.7	0
9.	Willie Lanier (1967-77)	27	440	16.3	2
10.	Bobby Bell (1963-74)	26	479	18.4	6
11.	Gary Green (1977-83)	24	330	13.8	1
12.	Jim Kearney (1967-75)	23	462	20.0	5
13.	Lloyd Burruss (1981-91)	22	509	23.1	4
14.	Dale Carter (1992-98)	21	183	18.7	1
	James Hasty (1995-00)	21	304	14.5	1
16.	Duane Wood (1960-64)	20	247	13.4	1
	Mike Sensibaugh (1971-75)	20	331	16.6	0
	Eric Warfield (1998-05)	20	236	11.8	3
19.	Dave Grayson (1961-64)	19	309	16.3	1
	Marcus Peters (2015-17)	19	480	25.3	2
21.	Jim Lynch (1967-77)	17	191	11.2	1
	Eric Harris (1980-82)	17	229	13.5	1
	Brandon Flowers (2008-13)	17	344	20.2	3
24.	Willie Mitchell (1964-70)	16	302	18.9	3
25.	Jerome Woods (1996-05)	15	282	18.8	2

Sacks

Includes all players with 20.0 sacks

1.	Derrick Thomas (1989-99)	126.5
2.	Tamba Hali (2006-17)	89.5
3.	Neil Smith (1988-96)	86.5
4.	Justin Houston (2011-18)	78.5

6.	Chris Jones (2016-23)	75.5
5.	Art Still (1978-87)	73.0*
7.	Mike Bell (1979-85, 87-91)	51.0*
8.	Eric Hicks (1998-06)	44.5
9.	Jared Allen (2004-07)	43.0
10.	Bill Maas (1984-92)	40.0
11.	Wilbur Young (1973-77)	35.0*
12.	Dee Ford (2014-18)	30.5
13.	Dan Saleaumua (1989-96)	28.0
14.	John Browning (1996-05)	27.5
	Derrick Johnson (2005-17)	27.5
16.	Whitney Paul (1976-81, 86)	24.0*
17.	Joe Phillips (1992-97)	23.5
	Frank Clark (2019-22)	23.5

Note: Sacks became recognized as an official statistic in 1982. *The Chiefs began recording sacks in 1973.

Tackles

Includes all players with 500 tackles

1.	Derrick Johnson (2005-17)	1,262
2.	Art Still (1978-89)	1,992
3.	Gary Spani (1978-86)	999
4.	Derrick Johnson (2005-18)	934
5.	Deron Cherry (1981-91)	927
6.	Kevin Easley (1984-1990, 2001, 07-08)	883
8.	Derrick Thomas (1989-99)	728
9.	Jerome Woods (1996-05)	720
10.	Greg Wesley (2000-07)	701
11.	Lloyd Burruss (1981-91)	628
12.	Dino Hackett (1986-92)	625
13.	Tracy Simien (1991-97)	595
14.	Eric Hicks (1998-06)	574
15.	Marvccus Patton (1999-02)	573
16.	Albert Lewis (1983-93)	555
17.	Neil Smith (1988-96)	546

Punting

Based on Avg.; minimum 200 punts

	Player	No.	Yds.	Avg.
1.	Tommy Townsend (2020-23)	201	9,533	47.43
2.	Dustin Colquitt (2005-19)	1,124	50,393	44.83
3.	Jerrel Wilson (1963-77)	1,018	44,218	43.44
4.	Louie Aguiar (1994-98)	421	17,930	42.59
5.	Jim Arnold (1983-85)	284	11,934	42.02
6.	Bryan Barker (1990-93)	272	11,267	41.42
7.	Bob Grupp (1979-81)	214	8,756	40.92
8.	Kelly Goodburn (1987-90)	219	8,812	40.24

Punt Returning

Based on Avg.; minimum 50 punt returns

	Player	No.	Yds.	Avg.	TD
1.	Dexter McCluster (2010-13)	79	959	12.1	3
2.	Tyreek Hill (2016-21)	86	1,009	11.7	4
3.	Noland Smith (1967-69)	53	589	11.1	1
4.	Abner Haynes (1960-64)	55	598	10.9	0
5.	Tamarick Vanover (1995-99)	181	1,930	10.7	4
6.	J.T. Smith (1979-84)	216	2,289	10.6	4
7.	Willie Mitchell (1964-70)	56	564	10.1	1
8.	Dante Hall (2000-06)	188	1,882	10.0	5

Kickoff Returning

Based on Avg.; minimum 50 returns

	Player	No.	Yds.	Avg.	TD
1.	Knile Davis (2013-16)	72	1,942	27.0	2
2.	Noland Smith (1967-69)	68	1,822	26.8	1
3.	Dave Grayson (1961-64)	84	2,231	26.6	1
4.	Abner Haynes (1960-64)	52	1,326	25.5	1
5.	De'Anthony Thomas (2014-19)	58	1,422	24.5	0
6.	Jamaal Charles (2008-16)	51	1,246	24.4	1
7.	Tamarick Vanover (1995-99)	212	5,099	24.1	4
8.	Dante Hall (2000-06)	360	8,644	24.0	6



LONGEST PLAYS

Rushing

	Player (Opponent, Date)	Yards
1.	Jamaal Charles (at New Orleans, 9/23/12)	91 (TD)
	Damien Williams (vs. Minnesota, 11/3/19)	91 (TD)
3.	Jamaal Charles (vs. Indianapolis, 12/23/12)	86 (TD)
4.	Ted McKnight (at Seattle, 9/30/79)	84 (TD)
	Damien Williams (vs. L.A. Chargers, 12/29/19)	84 (TD)
6.	Joe Delaney (vs. Denver, 10/18/81)	82 (TD)
	Derrick Alexander (vs. Pittsburgh, 12/18/99)	82 (TD)
8.	Abner Hayes (at N.Y. Jets, 11/29/64)	80 (TD)
	Warren McVea (vs. Cincinnati, 10/26/69)	80 (TD)
	Jamaal Charles (at St. Louis, 12/19/10)	80 (TD)
	Jamaal Charles (at Cleveland, 12/9/12)	80 (TD)
12.	Mike Garrett (vs. Houston, 10/30/66)	77 (TD)
13.	Robert Holmes (at Miami, 9/28/68)	76 (TD)
	Steve Bono (at Arizona, 10/1/95)	76 (TD)
	Jamaal Charles (vs. Buffalo, 12/13/09)	76 (TD)
16.	Jack Spikes (vs. San Diego, 9/10/61)	74 (TD)
17.	Abner Hayes (vs. Buffalo, 9/30/62)	71 (TD)
18.	Thomas Jones (vs. Jacksonville, 10/24/10)	70 (TD)
	Tyreek Hill (vs. Denver, 12/25/16)	70 (TD)
	Alex Smith (at N.Y. Jets, 12/31/17)	70

Passing

	Player (Opponent, Date)	Yards
1.	*Trent Green - Marc Boerigter (vs. San Diego, 12/22/02)	99 (TD)
2.	**Mike Livingston - Otis Taylor (vs. Miami, 10/19/69)	93 (TD)
3.	Len Dawson - Tommy Brooker (at Denver, 11/18/62)	92 (TD)
	Len Dawson - Gloster Richardson (at Oakland, 11/3/68)	92 (TD)
5.	Len Dawson - Frank Pitts (vs. Boston, 11/17/68)	90 (TD)
	Steve DeBerg - J.J. Birden (vs. San Diego, 11/18/90)	90 (TD)
7.	Patrick Mahomes - Demarcus Robinson (vs. Oakland, 12/30/18)	89 (TD)
8.	Len Dawson - Otis Taylor (vs. Miami, 11/13/66)	89 (TD)
9.	Steve DeBerg - Stephone Paige (at New England, 12/2/90)	86 (TD)
	Elvis Grbac - Derrick Alexander (at Chicago, 9/12/99)	86 (TD)
11.	Len Dawson - Larry Brunson (vs. San Diego, 11/10/74)	84 (TD)
	Bill Kenney - Stephone Paige (vs. San Diego, 12/22/85)	84 (TD)
13.	Steve DeBerg - Stephone Paige (at Denver, 9/17/90)	83 (TD)
	Patrick Mahomes - Mecole Hardman (vs. Baltimore, 9/22/19)	83 (TD)
15.	Len Dawson - Frank Jackson (vs. N.Y. Jets, 12/22/63)	82 (TD)
	Len Dawson - Otis Taylor (vs. Pittsburgh, 10/18/71)	82
17.	Len Dawson - Frank Jackson (at Denver, 9/7/63)	81 (TD)
	Bill Kenney - Carlos Carson (vs. Seattle, 12/27/87)	81 (TD)
	Elvis Grbac - Derrick Alexander (vs. San Diego, 10/31/99)	81 (TD)
	Elvis Grbac - Derrick Alexander (at New England, 12/4/00)	81 (TD)
21.	Steve DeBerg - Carlos Carson (at N.Y. Jets, 10/2/88)	80 (TD)
	Rich Gannon - Andre Rison (vs. Seattle, 10/4/98)	80 (TD)
	Alex Smith - Travis Kelce (vs. Denver, 12/25/16)	80 (TD)
	Alex Smith - Charcandrick West (vs. Broncos, 11/15/15)	80 (TD)

*Tied NFL record **Taylor accounted for 79 yards, then lateralled to Robert Holmes for 14 yards.

Interception Returns

	Player (Opponent, Date)	Yards
1.	Gary Barbaro (vs. Seattle, 12/11/77)	102 (TD)
2.	Tim Collier (at Oakland, 12/18/77)	100 (TD)
	Sean Smith (at Buffalo, 11/3/13)	100 (TD)
4.	Dave Grayson (vs. New York Titans, 12/17/61)	99 (TD)
	Kevin Ross (at San Diego, 9/6/92)	99 (TD)
	Jaylen Watson (vs. L.A. Chargers, 9/15/22)	99 (TD)
7.	Andy Studebaker (vs. Pittsburgh, 11/22/09)	94
8.	Brandon Flowers (at N.Y. Jets, 10/26/08)	91 (TD)
9.	Mark McMillian (at San Diego, 12/14/97)	87 (TD)
10.	Lloyd Burruss (L.A. Raiders, 10/28/91)	83
11.	David Webster (vs. Oakland, 10/9/60)	80 (TD)
12.	Jerome Woods (at Green Bay, 10/12/03)	79 (TD)

Fumble Returns

	Player (Opponent, Date)	Yards
1.	Chris Martin (vs. Miami, 10/13/91)	100 (TD)
2.	Bashaud Breeland (at Detroit, 9/29/19)	100 (TD)
3.	Mike Edwards (at L.A. Chargers, 1/7/24)	97 (TD)
4.	Gary Spani (at Oakland, 10/25/81)	91 (TD)
5.	Derrick Thomas (at Seattle, 12/5/93)	86 (TD)
	Nick Bolton (at Denver, 1/8/22)	86 (TD)
7.	James Hasty (vs. Oakland, 9/8/96)	80 (TD)
	Sammy Knight (vs. Washington, 10/16/05)	80 (TD)
9.	Donnie Edwards (at Chicago, 9/12/99)	79 (TD)
10.	Maurice Leggett (at Oakland, 11/30/08)	67 (TD)
11.	Thomas Howard (at Pittsburgh, 9/6/81)	65 (TD)
12.	Mike Edwards (four yards) and Bryan Cook (59 yards) (vs. Miami*, 11/5/23)	63 (TD)
13.	Jerry Mays (vs. N.Y. Jets, 12/22/63)	58 (TD)
14.	Tyron Brackenridge (at San Diego, 9/30/07)	50 (TD)
15.	Whitey Paul (vs. Denver, 10/18/81)	47 (TD)

*Game in Frankfurt, Germany

Punt Returns

	Player (Opponent, Date)	Yards
1.	Tyreek Hill (vs. San Diego, 1/1/17)	95 (TD)
2.	Dexter McCluster (vs. San Diego, 9/13/10)	94 (TD)
3.	Dante Hall (vs. Denver, 10/5/03)	93 (TD)
4.	Tyreek Hill (at LA Chargers, 9/9/18)	91 (TD)
5.	Dante Hall (vs. Arizona, 12/1/02)	90 (TD)
6.	Dexter McCluster (vs. N.Y. Giants, 9/29/13)	89
7.	J.T. Smith (vs. Oakland, 9/23/79)	88 (TD)
8.	Dale Carter (at Seattle, 11/22/92)	86 (TD)
	Tamarick Vanover (vs. San Diego, 10/9/95)	86 (TD)
	Dante Hall (vs. St. Louis, 12/8/02)	86 (TD)
11.	*Jitter Fields (vs. Denver, 10/18/87)	85 (TD)
12.	Tamarick Vanover (vs. Oakland, 1/2/00)	84 (TD)
13.	Tamarick Vanover (vs. Buffalo, 9/14/97)	82 (TD)
	Tyreek Hill (at Houston, 10/8/17)	82 (TD)
15.	De'Anthony Thomas (vs. Oakland, 12/14/14)	81 (TD)
16.	Noland Smith (vs. N.Y. Jets, 9/15/68)	80 (TD)
	Tamarick Vanover (at Denver, 12/5/99)	80 (TD)

* Replacement game

Kickoff Returns

	Player (Opponent, Date)	Yards
1.	Knile Davis (vs. Denver, 12/1/13)	108 (TD)
2.	Noland Smith (at Denver, 12/17/67)	106 (TD)
3.	Mecole Hardman (vs. L.A. Chargers, 12/29/19)	104 (TD)
4.	Byron Pringle (at Denver, 10/25/20)	102 (TD)
5.	Dante Hall (vs. Pittsburgh, 9/14/03)	100 (TD)
6.	Dave Grayson (at Denver, 9/7/63)	99 (TD)
	Tamarick Vanover (at Seattle, 9/3/95)	99 (TD)
	Knile Davis (vs. St. Louis, 10/26/14)	99 (TD)
9.	Boyce Green (at Pittsburgh, 12/21/86)	97 (TD)
	Tamarick Vanover (at Denver, 10/27/96)	97 (TD)
	Dante Hall (at Baltimore, 9/28/03)	97 (TD)
	Dante Hall (vs. Denver, 12/19/04)	97 (TD)
	Jamaal Charles (vs. Pittsburgh, 11/22/09)	97 (TD)
	Tremaine Smith (at New England, 10/14/18)	97
15.	Dante Hall (vs. San Diego, 11/28/04)	96 (TD)
	Dante Hall (vs. Philadelphia, 10/2/05)	96 (TD)
17.	Paul Palmer (vs. San Diego, 9/13/87)	95 (TD)
	Quintin Demps (at Washington, 12/8/813)	95 (TD)

Punts

	Player (Opponent, Date)	Yards
1.	Dustin Colquitt (vs. San Diego 12/2/07)	81
2.	Dustin Colquitt (at Denver 12/31/17)	77
3.	Dan Stryzinski (at Oakland, 9/9/01)	76
	Tommy Townsend (at Denver, 12/12/22)	76
5.	Bob Grupp (vs. San Diego, 11/4/79)	74
	Tommy Townsend (L.A. Chargers, 9/15/22)	74
6.	Dustin Colquitt (vs. Oakland, 9/14/08)	73
7.	Dustin Colquitt (at Oakland, 12/23/06)	72
	Dustin Colquitt (at St. Louis, 12/19/10)	72
9.	Dustin Colquitt (at Oakland, 12/16/12)	71
10.	Jerrel Wilson (at Denver, 10/11/64)	70
	Jerrel Wilson (vs. Buffalo, 10/18/64)	70
	Jerrel Wilson (vs. Houston, 11/28/68)	70
	Dustin Colquitt (at Jacksonville, 11/8/09)	70

Field Goals

	Player (Opponent, Date)	Yards
1.	Harrison Butker (vs. Buffalo, 10/16/22)	62
2.	Harrison Butker (vs. Denver, 10/12/23)	60
3.	Matthew Wright (vs. Las Vegas, 10/10/22)	59
4.	Nick Lowery (at Washington, 9/18/83)	58
	Nick Lowery (vs. L.A. Raiders, 9/12/85)	58
	Harrison Butker (at L.A. Chargers, 9/20/20)	58
7.	Nick Lowery (vs. Seattle, 9/14/80)	57
8.	Harrison Butker (at Chicago, 12/22/19)	56
	Harrison Butker (vs. Denver, 12/5/21)	56
	Harrison Butker (at Denver, 10/29/23)	56
11.	Jan Stenerud (at Denver, 10/4/70)	55
	Harrison Butker (vs. Carolina, 11/8/20)	55
	Harrison Butker (vs. Green Bay, 11/7/21)	55
14.	Jan Stenerud (at Houston, 9/9/67)	54
	Jan Stenerud (at Denver, 10/5/69)	54
	Jan Stenerud (at San Francisco, 12/6/71)	54
	Nick Lowery (vs. L.A. Raiders, 11/6/83)	54
	Nick Lowery (at Detroit, 11/26/87)	54
	Pete Stoyanovich (vs. Denver, 11/16/97)	54
	Ryan Succop (vs. Minnesota, 10/2/11)	54
	Cairo Santos (at Houston, 9/18/16)	54
	Harrison Butker (at Seattle, 12/23/18)	54
	Harrison Butker (vs. Minnesota, 11/3/19)	54
	Harrison Butker (vs. Buffalo, 10/10/21)	54
	Harrison Butker (vs. Las Vegas, 12/12/21)	54
	Harrison Butker (at Arizona, 9/11/22)	54
	Harrison Butker (at New England, 12/17/23)	54
	Harrison Butker (vs. Cincinnati, 12/31/23)	54
29.	Pete Stoyanovich (at Seattle, 11/8/98)	53
	Lawrence Tynes (vs. San Diego, 10/22/06)	53
	Ryan Succop (at Baltimore, 9/13/09)	53
	Ryan Succop (at St. Louis, 12/19/10)	53
	Ryan Succop (vs. New York Jets, 12/11/11)	53
	Cairo Santos (vs. St. Louis, 10/26/14)	53
	Cairo Santos (vs. at Baltimore, 12/20/15)	53
	Harrison Butker (at Oakland, 10/19/17)	53
	Harrison Butker (vs. Oakland, 12/10/17)	53
	Harrison Butker (vs. Atlanta, 12/27/20)	53
	Harrison Butker (vs. Dallas, 11/21/21)	53
40.	Jan Stenerud (at Miami, 9/28/68)	52
	Jan Stenerud (vs. Cincinnati, 10/13/68)	52
	Jan Stenerud (vs. Buffalo, 12/7/69)	52

SUPERLATIVES

Jan Stenerud (at Washington, 10/10/76)	52
Nick Lowery (vs. Detroit, 10/26/80)	52
Nick Lowery (vs. Oakland, 10/11/81)	52
Nick Lowery (at Cincinnati, 9/9/84)	52
Nick Lowery (at New York Giants, 11/25/84)	52
Nick Lowery (at New Orleans, 9/8/85)	52
Nick Lowery (at Detroit, 11/26/87)	52
Nick Lowery (vs. Denver, 9/20/93)	52
Eddie Murray (vs. Pittsburgh, 10/25/92)	52
Pete Stoyanovich (at St. Louis, 10/26/97)	52
Lawrence Tynes (at Miami, 10/21/05)	52
Lawrence Tynes (at San Diego, 12/17/06)	52
Ryan Succop (vs. Oakland, 10/28/12)	52
Ryan Succop (vs. Carolina, 12/2/12)	52
Harrison Butker (at Washington, 10/17/21)	52
Harrison Butker (at L.A. Chargers, 11/20/22)	52
Ben Agajanian (vs. Buffalo, 11/12/61)	51
Jan Stenerud (at Dallas, 11/10/75)	51
Nick Lowery (at Houston, 10/9/88)	51
Nick Lowery (at N.Y. Giants, 12/11/88)	51
Pete Stoyanovich (vs. Detroit, 9/26/99)	51
Todd Peterson (vs. Denver, 12/16/01)	51
Lawrence Tynes (at Miami 10/21/05)	51
Ryan Succop (vs. Minnesota, 10/2/11)	51
Ryan Succop (vs. N.Y. Giants, 9/29/13)	51
Cairo Santos (at Cincinnati, 10/4/15)	51
Cairo Santos (vs. Jacksonville, 11/6/16)	51
Harrison Butker (vs. Denver, 10/30/17)	51
Harrison Butker (vs. L.A. Chargers, 12/16/17)	51
Harrison Butker (at Denver, 1/8/22)	51
Mike Mercer (vs. San Diego, 11/6/66)	50
Jan Stenerud (vs. Oakland, 11/23/67)	50
Jan Stenerud (at San Diego, 10/29/72)	50
Jan Stenerud (vs. Oakland, 12/8/74)	50
Nick Lowery (vs. Seattle, 9/14/80)	50
Nick Lowery (at Pittsburgh, 12/14/80)	50
Nick Lowery (vs. Denver, 9/18/88)	50
Nick Lowery (at Pittsburgh, 10/29/89)	50
Pete Stoyanovich (at San Diego, 11/22/98)	50
Morten Andersen (vs. Miami, 9/29/02)	50
Lawrence Tynes (at Denver, 9/12/04)	50
Lawrence Tynes (at San Diego, 12/05)	50
Ryan Succop (at Oakland, 11/15/09)	50
Cairo Santos (at Denver, 11/15/15)	50
Harrison Butker (at Oakland, 12/2/18)	50
Harrison Butker (vs. Oakland, 12/1/19)	50

59.

73.

BIG YARDAGE DAYS

Rushing

Includes all players with 150 rushing yards

Player (Opponent, Date)

1. Jamaal Charles (at Denver, 1/3/10)	259
2. Jamaal Charles (at New Orleans, 9/23/12)	233
3. Jamaal Charles (vs. Indianapolis, 12/23/12)	226
4. Larry Johnson (at Houston, 11/20/05)	211
5. Larry Johnson (vs. Cincinnati, 1/1/06)	201
6. Barry Word (vs. Detroit, 10/14/90)	200
7. Larry Johnson (vs. Denver, 9/28/08)	198
8. Priest Holmes (at Seattle, 11/24/02)	197
9. Joe Delaney (vs. Houston, 11/15/81)	193
10. Mike Garrett (vs. N.Y. Jets, 11/5/67)	192
11. Derrick Blaylock (at New Orleans, 11/14/04)	186
12. Priest Holmes (at San Diego, 11/4/01)	181
13. Priest Holmes (at New England, 9/22/02)	180
14. Jamaal Charles (vs. Buffalo, 10/31/10)	177
15. Jamaal Charles (at Seattle, 11/28/10)	173
16. Larry Johnson (at St. Louis, 11/5/06)	172
17. Kareem Hunt (at L.A. Chargers, 9/24/17)	172
18. Christian Okoye (vs. Dallas, 10/22/89)	170
19. Mike Garrett (at Denver, 12/17/67)	169
20. Priest Holmes (at Oakland, 12/9/01)	168
21. Larry Johnson (at N.Y. Giants, 12/17/05)	167
22. Jamaal Charles (at Cleveland, 12/9/12)	165
23. Abner Hayes (vs. Buffalo, 9/30/62)	164
24. Priest Holmes (at San Diego, 11/30/03)	162
25. Mike Garrett (at San Diego, 12/18/66)	161
26. Priest Holmes (at Denver, 12/15/02)	161
Clyde Edwards-Helaire (at Buffalo 10/19/20)	161
28. Jamaal Charles (vs. Seattle 11/16/14)	159
29. Abner Hayes (vs. Oakland, 11/26/61)	158
30. Robert Holmes (at Cincinnati, 11/10/68)	158
31. Abner Hayes (at New York Titans, 11/24/60)	157
32. Larry Johnson (vs. Denver, 11/23/06)	157
33. Abner Hayes (at Houston, 11/22/64)	156
34. Christian Okoye (at Seattle, 11/1/89)	156
35. Tony Richardson (vs. Denver, 12/17/00)	156
36. Larry Johnson (vs. Seattle, 10/29/06)	155
37. Kareem Hunt (vs. L.A. Chargers, 12/16/17)	155
38. Larry Johnson (vs. Oakland, 11/19/06)	154
39. Jamaal Charles (vs. Cleveland, 12/20/09)	154
40. Christian Okoye (at Miami, 10/13/91)	153
41. Priest Holmes (at N.Y. Jets, 10/6/02)	152

Passing

Includes all players with 350 passing yards

Player (Opponent, Date)

1. Elvis Grbac (at Oakland, 11/5/00)	504
2. Patrick Mahomes (at L.A. Rams, 11/19/18)	478
3. Matt Cassel (at Denver, 11/14/10)	469

4. Patrick Mahomes (at Tampa Bay, 11/29/20)	462
5. Patrick Mahomes (at Tennessee, 11/10/19)	446
6. Patrick Mahomes (vs. Tennessee, 11/6/22)	446
7. Patrick Mahomes (at Oakland, 9/15/19)	443
8. Len Dawson (vs. Denver, 11/1/64)	435
9. Patrick Mahomes (vs. L.A. Chargers, 10/22/23)	424
10. Patrick Mahomes (at San Francisco, 10/23/22)	423
11. Patrick Mahomes (vs. N.Y. Jets, 11/1/20)	416
12. Bill Kenney (at San Diego, 12/11/83)	411
13. Patrick Mahomes (at L.A. Chargers, 12/16/21)	410
14. Patrick Mahomes (at Las Vegas, 11/14/21)	406
15. Trent Green (at Green Bay, 10/12/03)	400
16. Bill Kenney (at New Orleans, 9/8/85)	397
17. Trent Green (at Denver, 12/7/03)	397
18. Patrick Mahomes (at Washington, 10/17/21)	397
19. Steve DeBerg (at Denver, 9/17/90)	395
20. Joe Montana (at Denver, 10/17/94)	393
21. Patrick Mahomes (at Miami, 12/13/20)	393
22. Trent Green (vs. Indianapolis, 10/31/04)	389
23. Alex Smith (at Cincinnati, 10/4/15)	386
24. Patrick Mahomes (at Baltimore, 9/28/20)	385
25. Len Dawson (vs. San Diego, 11/10/74)	381
26. Trent Green (vs. New England, 11/22/04)	381
27. Patrick Mahomes (at Jacksonville, 9/8/19)	378
28. Patrick Mahomes (vs. Baltimore, 12/9/18)	377
29. Patrick Mahomes (at Cleveland, 11/4/18)	375
30. Patrick Mahomes (vs. Baltimore, 9/22/19)	374
31. Trent Green (at San Diego, 1/2/05)	373
32. Patrick Mahomes (vs. Carolina, 11/8/20)	372
33. Trent Green (at Tampa Bay, 11/7/04)	369
34. Trent Green (vs. Cleveland, 11/9/03)	368
35. Alex Smith (at New England, 9/7/17)	368
36. Alex Smith (at N.Y. Jets) 12/3/17)	366
37. Bill Kenney (at Denver, 10/30/83)	365
38. Len Dawson (at San Diego, 10/15/67)	364
39. Alex Smith (vs. San Diego, 9/11/16)	363
40. Joe Montana (at Atlanta, 9/18/94)	361
41. Patrick Mahomes (at Arizona, 9/11/22)	360
42. Trent Green (vs. Oakland, 12/25/04)	358
43. Patrick Mahomes (vs. Cincinnati, 10/21/18)	358
44. Len Dawson (at Buffalo, 12/12/65)	356
45. Trent Green (at Arizona, 10/21/01)	352
46. Patrick Mahomes (at New England, 10/14/18)	352
47. Patrick Mahomes (at Denver, 12/11/22)	352
48. Elvis Grbac (at New England, 12/4/00)	350

Receiving

Includes all players with 150 receiving yards

Player (Opponent, Date)

1. Stephone Paige - 8 rec. (vs. San Diego, 12/22/85)	309
2. Tyreek Hill - 13 rec. (at Tampa Bay, 11/29/20)	269
3. Tyreek Hill - 10 rec. (at L.A. Rams, 11/19/18)	215
4. Curtis McClinton - 5 rec. (vs. Denver, 12/19/65)	213
5. Stephone Paige - 10 rec. (at Denver, 9/17/90)	206
6. Sammy Watkins - 9 rec. (at Jacksonville, 9/8/19)	198
7. Carlos Carson - 9 rec. (at San Diego, 10/25/87)	197
8. Tyreek Hill - 11 rec. (vs. Cleveland, 9/12/21)	197
9. Jamaal Charles - 8 rec. (at Oakland, 12/15/13)	195
10. Larry Brunson - 8 rec. (vs. San Diego, 11/10/74)	193
11. Travis Kelce - 10 rec (at L.A. Chargers, 12/16/21)	191
12. Otis Taylor - 6 rec. (vs. Pittsburgh, 10/18/71)	190
13. J.J. Birden - 8 rec. (at Raiders, 12/22/91)	188
14. Otis Taylor - 5 rec. (vs. Houston, 10/30/66)	187
15. Dwayne Bowe - 13 rec. (at Denver, 11/14/10)	186
16. Tyreek Hill - 11 rec. (at Philadelphia, 10/3/21)	186
17. Tyreek Hill - 6 rec. (at N.Y. Jets, 12/3/17)	185
18. Travis Kelce - 12 rec (vs. L.A. Chargers, 10/22/23)	179
19. Henry Marshall - 9 rec. (at Baltimore, 12/21/80)	176
20. Frank Jackson - 10 rec. (at N.Y. Jets, 11/29/64)	175
21. Carlos Carson - 8 rec. (at New Orleans, 9/8/85)	173
22. Derrick Alexander - 5 rec. (at San Diego, 11/22/98)	173
23. Demarcus Robinson - 6 rec. (at Oakland, 9/15/19)	172
24. Chris Burford - 10 rec. (at Boston, 10/12/62)	171
25. Dwayne Bowe - 13 rec. (at Seattle, 11/28/10)	170
26. Tyreek Hill - 7 rec. (at L.A. Chargers, 9/9/18)	169
27. Travis Kelce - 12 rec (at Oakland, 12/2/18)	168
28. Willie Davis - 5 rec. (vs. Philadelphia, 10/11/92)	167
29. Henry Marshall - 8 rec. (vs. Seattle, 12/9/84)	166
30. Carlos Carson - 7 rec. (vs. San Diego, 10/14/84)	165
31. Carlos Carson - 7 rec. (at San Diego, 12/11/84)	165
32. Dwayne Bowe - 8 rec. (at San Diego, 9/30/07)	164
33. Stephone Paige - 7 rec. (at Pittsburgh, 10/9/89)	163
34. Carlos Carson - 5 rec. (at N.Y. Jets, 10/2/88)	162
35. Andre Rison - 8 rec. (at Oakland, 9/8/97)	162
36. Jeremy Maclin - 9 rec. (vs. Buffalo, 11/29/15)	160
37. Travis Kelce - 11 rec (vs. Denver, 12/15/16)	160
38. Emile Harry - 11 rec. (at Cleveland, 11/24/91)	159
39. Travis Kelce - 10 rec (vs. Carolina, 11/8/20)	159
40. Tyreek Hill - 11 rec. (at Tennessee, 11/10/19)	157
41. Chris Burford - 10 rec. (at Boston, 9/25/66)	155
42. Willie Davis - 6 rec. (at Seattle, 9/3/95)	155
43. Derrick Alexander - 6 rec. (at Chicago, 9/12/99)	154
44. Carlos Carson - 5 rec. (at N.Y. Giants, 11/25/84)	153
45. Derrick Alexander - 5 rec. (vs. Seattle, 10/2/00)	153
46. Dwayne Bowe - 6 rec. (vs. Tennessee, 12/26/10)	153
47. Eddie Kennison - 7 rec. (vs. Cincinnati 1/1/06)	151
48. Stephone Paige - 7 rec. (at New England, 12/2/90)	151



SUPERLATIVES

Game-Winning Field Goals

Chiefs kickers have connected on 21 game-winning field goals as time expired or in sudden death overtime situations throughout the franchise's history. The biggest was a 25-yard kick by K Tommy Brooker that ended the second-longest game in pro football history. Brooker's FG concluded the 1962 AFL Championship Game with an elapsed time of 77:54 as the Dallas Texans claimed a 20-17 win at Houston (12/13/62). Brooker received a celebratory postgame escort off the field from TE Fred Arbanas (#84) and DB Bobby Hunt (#20). Among the nine kickers to hit a game-winning kick for Kansas City, K Ryan Succop booted a team-record four game-winning FGs, while K Harrison Butker owns the longest kick to ever win a game for the Chiefs, a 58-yard effort at the Los Angeles Chargers (9/20/20), which occurred after making a 53-yard FG that was nullified by a false start, and after making a 58-yard FG that was nullified by a Chargers timeout prior to the attempt.

Date	Opp.	Kicker	Length	Final Score
12/23/62	@ HOU	Brooker	25	20-17 2 OT*
11/23/75	DET	Stenerud	26	24-21 OT
10/17/76	@ MIA	Stenerud	34	20-17 OT
10/23/83	@ HOU	Lowery	41	13-10 OT
12/8/91	SD	Lowery	18	20-17 OT
1/8/94	PIT	Lowery	32	27-24 OT**
9/10/95	NYG	Elliott	23	20-17 OT
9/28/97	SEA	Stoyanovich	41	20-17 OT
11/16/97	DEN	Stoyanovich	54	24-22
11/28/99	@ OAK	Stoyanovich	44	37-34
12/16/01	DEN	Peterson	32	26-23 OT
9/8/02	@ CLE	Andersen	30	40-39
11/22/09	PIT	Succop	22	27-24 OT
10/31/10	BUF	Succop	35	13-10 OT
10/23/11	SD	Succop	30	23-20 OT
9/23/12	@ NO	Succop	31	27-24 OT
11/13/16	@ CAR	Santos	37	20-17
11/27/16	@ DEN	Santos	34	30-27 OT
12/31/17	@ DEN	Butker	30	27-24
11/3/19	MIN	Butker	44	26-23
9/20/20	@ LAC	Butker	58	23-20 OT

*AFL Championship Game

**AFC Wild Card Game

CHIEFS RECORD WHEN...

THROUGH 2024, WEEK 1

Chiefs Record When...

Regular Season	533-439-12 (.548)
Preseason:	141-121-3 (.538)
Postseason:	24-21-0 (.533)
Regular Season Only:	
In overtime:	21-21-2 (.500)
In Primetime:	80-48-0 (.625)
Home:	305-182-4 (.625)
Cotton Bowl:	15-6-0 (.714)
Municipal Stadium:	44-16-3 (.722)
GEHA Field at Arrowhead Stadium:	245-160-1 (.605)
Wembley Stadium:	1-0 (1.000)
Frankfurt Stadium	1-0 (1.000)
Away:	227-257-8 (.470)
vs. AFC:	336-310-5 (.520)*
vs. AFC West:	202-162-2 (.555)*
vs. NFC:	110-81-2 (.575)*
* Since 1970	

Chiefs Record When... (2000-24)

Regular Season:	218-170
Preseason:	34-53
Postseason:	16-10
(Regular Season Only)	
Home:	121-74
Away:	97-96
vs. AFC:	160-129
vs. AFC West:	89-59
vs. NFC:	58-41
Outdoors:	196-157
Indoors:	22-13
On grass:	191-137
On artificial turf:	28-34
Playing in season openers:	14-11
Playing in season finales:	14-10
Playing in September:	46-35
Playing in October:	57-39
Playing in November:	46-46
Playing in December:	60-45
Playing in January:	9-5
Scoring fewer than 10 points:	1-33
Scoring 10 points or more:	217-136
Scoring 20 points or more:	188-63
Scoring 30 points or more:	99-22
Allowing 10 points or less:	60-2
Allowing 20 points or less:	148-48
Allowing 30 points or less:	205-107
Allowing more than 30 points:	17-69
Scoring first:	140-61
Scoring on first drive:	107-47
Opponent scores on first drive:	66-67
Outcome three points or less:	42-48
Outcome seven points or less:	100-91
Playing in overtime:	13-13
Leading at half:	158-41
Trailing at half:	47-112
Tied at half:	13-17
Leading after three quarters:	170-32
Trailing after three quarters:	35-120
Tied after three quarters:	13-18
Positive turnover margin:	126-38
Negative turnover margin:	42-92
Even turnover margin:	50-40

Chiefs Record When Producing...

	1960-24 Record	2013-24 Record	1960-23 Two or More
100-Yard Receiver	155-104-5 (.599)	52-14-0 (.788)	18-13-0 (.581)
100-Yard Rusher	147-56-3 (.721)	23-6-0 (.793)	5-1-0 (.833)
300-Yard Passer	77-59-2 (.565)	42-11-0 (.792)	0-0-0 (.000)

Chiefs Record When Allowing...

	1960-23 Record	2013-23 Record	1960-23 Two or More
100-Yard Receiver	130-144-5 (.475)	26-36-0 (.419)	7-12-1 (.396)
100-Yard Rusher	60-139-4 (.305)	21-16-0 (.568)	0-8-0 (.000)
300-Yard Passer	54-66-1 (.450)	18-17-0 (.514)	0-0-0 (.000)

POSTSEASON SUPERLATIVES

POSTSEASON SUPERLATIVES

100-Yard Receivers (22)

	Date	Opponent	Player	Rec.	Yds.	Avg.	LG	TD	Result
1.	12/22/68	@ Oakland	Otis Taylor	4	117	29.3	55	0	L,6-41
2.	12/25/71	Miami	Ed Podolak	8	110	13.8	29	1	L,24-27 (2OT)
3.	12/25/71	Miami	Elmo Wright	3	104	34.7	63	0	
4.	1/5/91	@ Miami	Stephone Paige	8	142	17.8	33	1	L,16-17
5.	12/31/94	@ Miami	Kimble Anders	6	103	17.2	57t	1	L,17-27
6.	1/4/98	Denver	Andre Rison	8	110	13.8	34	0	L,10-14
7.	1/4/14	@ Indianapolis	Dwayne Bowe	8	150	18.8	63	1	L,44-45
8.	1/9/16	@ Houston	Travis Kelce	8	128	16.0	48	0	W,30-0
9.	1/12/19	Indianapolis	Travis Kelce	7	108	15.4	30	0	W,31-13
10.	1/20/19	New England	Sammy Watkins	4	114	28.5	54	0	L,31-37 OT
11.	1/12/20	Houston	Travis Kelce	10	134	13.4	28	3	W,51-31
12.	1/19/20	Tennessee	Sammy Watkins	7	114	16.3	60t	1	W,35-24
13.	2/2/20	San Francisco	Tyreek Hill	9	105	11.7	44	0	W,31-20
14.	1/17/21	Cleveland	Tyreek Hill	8	110	13.8	26	0	W,22-17
15.	1/17/21	Cleveland	Travis Kelce	8	109	13.6	24	1	
16.	1/24/21	Buffalo	Tyreek Hill	9	172	19.1	71	0	W,38-24
17.	1/24/21	Buffalo	Travis Kelce	13	118	9.1	17	2	
18.	2/7/21	@ Tampa Bay	Travis Kelce	10	133	13.3	33	0	L,9-31
19.	1/16/22	Pittsburgh	Travis Kelce	5	108	21.6	48t	1	W,42-21
20.	1/23/22	Buffalo	Tyreek Hill	11	150	13.6	64t	1	W,42-36 (OT)
21.	1/29/23	Cincinnati	M. Valdes-Scantling	6	116	19.3	29	1	W,23-20
22.	1/13/24	Miami	Rashee Rice	8	130	16.3	39	1	W,26-7
23.	1/28/24	@ Baltimore	Travis Kelce	11	116	10.5	21	1	W,17-10

Note: The Chiefs have registered 20 postseason games in franchise history with at least one 100-yard receiver. In games with at least one 100-yard receiver, the Chiefs are 12-8-0 (.600). Kansas City has three postseason games with two or more 100-yard receivers in franchise history. They are 2-1-0 (.667) in those games.

Career Postseason 100-Yard Receiving Games

Player	100-Yard Games
1. Travis Kelce (2013-23)	8
2. Tyreek Hill (2016-21)	4
3. Sammy Watkins (2018-20)	2

100-Yard Rushers (5)

	Date	Opponent	Player	Att.	Yds.	Avg.	LG	TD	Result
1.	12/25/71	Miami	Wendell Hayes	22	100	4.5	16	0	L,24-27 (2OT)
2.	12/28/91	L.A. Raiders	Barry Word	33	130	3.9	23	0	W,10-6
3.	1/11/04	Indianapolis	Priest Holmes	24	176	7.3	48	2	L,31-38
4.	1/12/19	Indianapolis	Damien Williams	25	129	5.2	24	1	W,31-13
5.	2/2/20	San Francisco	Damien Williams	17	104	6.1	38t	1	W,31-20

Note: The Chiefs have registered five postseason games with a 100-yard rusher in franchise history. The team is 3-2 (.600) all-time in postseason games with a 100-yard rusher. The club has never had two or more 100-yard rushers in a postseason game in franchise history.

Career 100-Yard Rushing Games

Player	100-Yard Games
1. Damien Williams (2018-19)	2
2t. Wendell Hayes (1968-74)	1
Barry Word (1990-92)	1
Priest Holmes (2001-07)	1

300-Yard Passers (8)

	Date	Opponent	Player	Att.	Comp.	Yds.	LG	TD	INT	Result
1.	12/31/94	@ Miami	Joe Montana	37	26	314	57t	2	1	L,17-27
2.	1/4/14	@ Indianapolis	Alex Smith	46	30	378	79t	4	0	L,44-45
3.	1/12/20	Houston	P.Mahomes	35	23	321	48	5	0	W,51-31
4.	1/24/21	Buffalo	P.Mahomes	38	29	325	71	3	0	W,38-24
5.	1/16/22	Pittsburgh	P.Mahomes	39	30	404	48t	5	1	W,42-21
6.	1/23/22	Buffalo	P.Mahomes	44	33	378	64t	3	0	W,42-36 (OT)
7.	1/29/23	Cincinnati	P.Mahomes	43	29	326	29	2	0	W,23-20
8.	2/11/24	San Francisco	P.Mahomes	46	34	333	52	2	1	W,25-22

Note: The Chiefs have recorded eight postseason games with an individual 300-yard passer. The club is 6-2 (.750) all-time in postseason games with a 300-yard passer.

Career 300-Yard Passing Games

Player	Games	Record
1. Patrick Mahomes (2017-23)	6	5-0 (1.000)
2t. Joe Montana (1993-94)	1	0-1 (.000)
Alex Smith (2013-17)	1	0-1 (.000)

POSTSEASON OPPONENT SUPERLATIVES

100-Yard Pass Receivers (16)

	Date	Opponent	Player	Rec.	Yds.	Avg.	LG	TD	Result
1.	1/1/67	@ Buffalo	Bobby Burnett	6	127	21.2	42	0	W,31-7
2.	1/15/67	@ Green Bay	Max McGee	7	138	19.7	37t	2	L,10-35
3.	12/22/68	@ Oakland	Fred Biletnikoff	7	180	25.7	54	3	L,6-41
4.	1/11/70	Minnesota	John Henderson	7	111	15.9	28	0	W,23-7
5.	12/25/71	Miami	Paul Warfield	7	140	20.0	35	0	L,24-27 (2OT)
6.	1/5/92	@ Buffalo	Andre Reed	4	100	25.0	53t	2	L,14-37
7.	1/6/07	@ Indianapolis	Dallas Clark	9	103	11.4	21	0	L,8-23
8.	1/9/11	Baltimore	Todd Heap	10	108	10.8	21	0	L,7-30
9.	1/4/14	@ Indianapolis	T.Y. Hilton	13	224	17.2	64t	2	L,44-45
10.	1/16/16	@ New England	Julian Edelman	10	100	10.0	14	0	L,20-27
11.	1/15/17	Pittsburgh	Antonio Brown	6	108	18.0	52	0	L,16-18
12.	1/12/20	Houston	DeAndre Hopkins	9	118	13.1	38	0	W,51-31
13.	1/23/22	Buffalo	Gabe Davis	8	201	25.1	75t	4	W,42-36 (OT)
14.	1/30/22	Cincinnati	Tee Higgins	6	103	17.2	44	0	L,24-27 (OT)
15.	12/12/23	@ Philadelphia	DeVonta Smith	7	100	14.3	45	0	W,38-35
16.	1/28/24	@ Baltimore	Zay Flowers	5	115	23.0	54	1	W,17-10

100-Yard Rushers (11)

	Date	Opponent	Player	Att.	Yds.	Avg.	LG	TD	Result
1.	12/28/86	@ N.Y. Jets	Freeman McNeil	31	135	4.4	24	1	L,15-35
2.	12/28/91	L.A. Raiders	Nick Bell	20	107	5.4	19	0	W,10-6
3.	1/5/92	@ Buffalo	Thurman Thomas	22	100	4.5	19	0	L,14-37
4.	1/2/93	@ San Diego	Marion Butts	15	119	7.9	54t	1	L,0-17
5.	1/23/94	@ Buffalo	Thurman Thomas	33	186	5.6	33	3	L,13-30
6.	1/4/98	Denver	Terrell Davis	25	101	4.0	14	2	L,10-14
7.	1/11/04	Indianapolis	Edgerrin James	26	125	4.8	18	2	L,31-38
8.	1/6/07	@ Indianapolis	Joseph Addai	25	122	4.9	14	1	L,8-23
9.	1/15/17	Pittsburgh	Le'Veon Bell	30	170	5.7	38	0	L,16-18
10.	1/6/18	Tennessee	Derrick Henry	23	156	6.8	35t	1	L,21-22
11.	1/20/19	New England	Sony Michel	29	113	3.9	11	2	L,31-37 (OT)

300-Yard Passers (9)

	Date	Opponent	Player	Att.	Comp.	Yds.	LG	TD	INT	Result
1.	12/22/68	@ Oakland	Daryle Lamonica	39	19	347	54t	5	0	L,6-41
2.	1/16/94	@ Houston	Warren Moon	43	32	306	30	1	1	W,28-20
3.	1/11/04	Indianapolis	Peyton Manning	30	22	304	38	3	0	L,31-38
4.	1/4/14	@ Indianapolis	Andrew Luck	45	29	443	64t	4	3	L,44-45
5.	1/16/16	@ New England	Tom Brady	42	28	302	42	2	0	L,20-27
6.	1/20/19	New England	Tom Brady	46	30	348	30	1	2	L,31-37 (OT)
7.	1/12/20	Houston	Deshaun Watson	52	31	388	54t	2	0	W,51-31
8.	1/23/22	Buffalo	Josh Allen	37	27	329	75t	4	0	W,42-36 (OT)
9.	2/12/23	@ Philadelphia	Jalen Hurts	38	27	304	45t	1	0	W,38-35

POSTSEASON SUPERLATIVES

POSTSEASON ALL-TIME MISCELLANEOUS SCORES

All-Time Defensive Scores

Date	Opponent	Defensive Score	Result
12/28/86	@ NY Jets	Safety, NY P Dave Jennings rushes out of end zone	L, 15-35
2/12/23	Philadelphia	Nick Bolton, 36-yard fumble return	W, 38-35

Notes: The Chiefs are 1-1 (.500) in games when producing a defensive score (TD or safety) in the postseason.

All-Time Special Teams Scores

Date	Opponent	Special Teams Score	Result
12/28/86	@ NY Jets	Albert Lewis, blocked punt recovery in end zone	L, 15-35
1/11/04	Indianapolis	Dante Hall, 92-yard kickoff return	L, 31-38
1/9/16	@ Houston	Knile Davis, 106-yard kickoff return	W, 30-0

Notes: The Chiefs are 1-2 (.333) in games when producing a special teams score (TD or safety) in the postseason.

THE CHIEFS HAVE PRODUCED ONE POSTSEASON SHUTOUT. KANSAS CITY HAS BEEN SHUTOUT ONLY ONCE IN THE POSTSEASON.

All-Time Shutouts

Date	Opponent	Score
1/9/16	@ Houston	30-0

All-Time Opponent Shutouts

Date	Opponent	Score
1/2/93	@ San Diego Chargers	0-17

All-Time Two-Point Conversions

Date	Opponent	Two-Point Play	Result
1/6/07	@ Ind.	Kris Wilson pass from Trent Green	L, 8-23

Year-By-Year Two-Point Conversions/Attempts

2006	1/1
2016	0/1
Total Conversions	1
Total Attempts	2
Conversion Pct.	.500

POSTSEASON CAREER LEADERS

Games Played

Rank	Player	Games Played
1t.	Travis Kelce (2013-23)	22
	James Winchester (2015-23)	22
3t.	Harrison Butker (2017-23)	19
	Chris Jones (2016-23)	19
5.	Patrick Mahomes (2017-23)	18
6.	Nick Allegretti (2019-23)	16
7t.	Daniel Sorensen (2014-21)	15
	Derrick Nnadi (2018-23)	15
9.	Mecole Hardman (2019-23)	14
10t.	Anthony Sherman (2013-20)	13
	Tyreek Hill (2016-21)	13
	Demarcus Robinson (2016-21)	13
	Mike Danna (2020-23)	13
	L'Jarius Sneed (2020-23)	13
	Tommy Townsend (2020-23)	13
16t.	Dustin Colquitt (2005-19)	12
	Frank Clark (2019-22)	12
18t.	Eric Fisher (2013-20)	11
	Anthony Hitchens (2018-21)	11
	Ben Niemann (2018-21)	11
	Charvarius Ward (2018-21)	11
	Andrew Wylie (2017-22)	11
	Blake Bell (2019-23)	11
24t.	John Alt (1984-96)	10
	Derrick Thomas (1989-99)	10
	Tim Grunhard (1990-00)	10
	Dave Szott (1990-00)	10
	Marcus Kemp (2017-22)	10
	Mike Pennel (2019-23)	10
	Tershawn Wharton (2020-23)	10
	Nick Bolton (2021-23)	10
	Noah Gray (2021-23)	10
	Creed Humphrey(2021-23)	10
	Trey Smith(2021-23)	10

Rushing

All players with more than 200 postseason rushing yards

Rank	Player	No.	Yds.	Avg.	TD
1.	Patrick Mahomes (2017-23)	90	524	5.8	5

2.	Isiah Pacheco (2022-23)	118	510	4.3	4
3.	Marcus Allen (1993-97)	100	386	3.9	3
4.	Damien Williams (2018-19)	81	355	4.4	6
5.	Clyde Edwards-Helaire(2020-23)	220	5.6	1	
		39			
6.	Jerick McKinnon (2021-23)	53	210	4.0	0
7.	Wendell Hayes (1968-74)	51	208	4.1	1

Receptions

All players with 20 or more postseason receptions

Player	No.	Yds.	Avg.	TD
1. Travis Kelce (2013-23)	165*	1,810	11.6	19
2. Tyreek Hill (2016-21)	84	1,081	12.9	5
3t Otis Taylor (1965-75)	27	481	17.8	2
J.J. Birden (1990-94)	27	363	13.4	2
Mecole Hardman (2019-23)	27	288	10.7	3
6. Rashee Rice (2023)	26	262	10.1	1
7. Sammy Watkins (2018-20)	25	477	19.1	1
8t Keith Cash (1992-96)	21	266	12.7	1
Damien Williams (2018-19)	21	185	8.8	4
Jerick McKinnon (2021-23)	21	212	10.1	1

*NFL RECORD

Receiving Yards

All players with more than 200 postseason receiving yards

Player	Yds.	No.	Avg.	TD
1. Travis Kelce (2013-23)	1,903	165	11.5	19
2. Tyreek Hill (2016-21)	1,081	84	12.9	5
3. Otis Taylor (1965-75)	481	27	17.8	2
4. Sammy Watkins (2018-20)	477	25	19.1	1
5. J.J. Birden (1990-94)	363	27	13.4	2
6. Mecole Hardman (2019-23)	288	27	10.7	3
7. Keith Cash (1992-96)	266	21	12.7	1
8. Rashee Rice (2023)	262	26	10.1	1
9. Marquez Valdes-Scantling (2023)	250	15	16.7	3
10. Willie Davis (1991-95)	239	16	14.9	1
11. Demarcus Robinson (2016-21)	220	14	15.7	1
Jerick McKinnon (2021-23)	212	21	10.1	1

Passing

All players with more than 100postseason pass attempts

Player	Att.	Comp.	Yds.	Pct.	TD	INT
1. Patrick Mahomes (2017-23)	672	456	5,135	67.9	41	8
2. Len Dawson (1962-75)	188	107	1,497	56.9	7	8
3. Alex Smith (2013-17)	185	120	1,250	64.9	9	2
4. Joe Montana (1993-94)	141	85	1,014	60.3	6	4

Scoring

All players with 20 or more postseason points

Player	TD	FG	PAT	Total
1. Harrison Butker (2017-22)	0	32	62	158
2. Travis Kelce (2013-23)	19	0	0	114
3. Damien Williams(2018-19)	10	0	0	60
4. Nick Lowery (1980-93)	0	8	13	37
5. Tyreek Hill (2016-21)	6	0	0	36
6. Jan Stenerud (1967-79)	0	9	8	35
7. Patrick Mahomes (2017-23)	5	0	0	30
8t. Cairo Santos (2014-17)	0	6	6	24
Mecole Hardman (2019-23)	4	0	0	24
Isiah Pacheco (2022-23)	4	0	0	24

Touchdowns

All players with 3 or more postseason touchdowns

Player	Rec.	Rush.	Return	Total
1. Travis Kelce (2013-23)	19	0	0	19
2. Damien Williams (2018-19)	4	6	0	10
3. Tyreek Hill (2016-21)	5	1	0	6
4. Patrick Mahomes (2017-23)	0	5	0	5
5t. Isiah Pacheco(2022-23)	0	4	0	4
Mecole Hardman (2019-23)	3	1	0	4
7t. Marcus Allen (1993-97)	0	3	0	3
Knile Davis (2013-16)	1	1	1	3
Mike Garrett(1966-70)	0	3	0	3
Marquez Valdes-Scantling (2022-23)	3	0	0	3

Interceptions

All players with 2 or more postseason interceptions

Player	No.	Yds.	Avg.	TD
1. Emmitt Thomas (1966-78)	5	101	20.2	0
2. Johnny Robinson (1960-71)	4	131	32.8	0
3t. Deron Cherry (1981-91)	3	47	15.7	0
Jim Marsalis (1969-75)	3	65	21.7	0
5t. Willie Lanier (1967-77)	2	26	13.0	0
Eric Everett (1991)	2	38	19.0	0
Lonnie Marts (1991-93)	2	19	9.5	0
Ty Law (2006-07)	2	43	21.5	0
Eric Berry (2010-18)	2	0	0.0	0
Husain Abdullah(2013-15)	2	5	2.5	0
Marcus Peters (2015-17)	2	30	15.0	0
Jaylen Watson (2022-23)	2	11	5.5	0

POSTSEASON SUPERLATIVES

Sacks

All players with 2.0 or more postseason sacks

1.	Frank Clark (2019-22)	10.5
2t.	Neil Smith (1988-96)	6.5
	Derrick Thomas (1989-99)	6.5
4t.	Justin Houston (2011-18)	4.0
	George Karlaftis (2022-23)	4.0
6t.	Tanoh Kpassagnon (2017-20)	3.0
	Albert Lewis (1983-93)	3.0
8.	Chris Jones (2016-23)	2.5
9t.	Allen Bailey (2011-18)	2.0
	Martin Bayless (1992-93, 95-96)	2.0
	Tamba Hali (2006-17)	2.0
	Melvin Ingram (2021)	2.0
	Joe Phillips (1992-97)	2.0
	L'Jarius Sneed (2020-22)	2.0
	Bennie Thompson (1992-93)	2.0

Tackles

All players with 40 or more postseason tackles

1.	Nick Bolton (2021-23)	81
2.	Daniel Sorensen (2014-21)	77
3.	L'Jarius Sneed (2020-23)	75
4.	Anthony Hitchens (2018-21)	62
5.	Charvarius Ward (2018-21)	54
6.	Justin Reid (2021-23)	47
7.	Eric Berry (2010-18)	42
8t.	Derrick Johnson (2005-17)	40
	Tyrann Mathieu (2019-21)	40
10.	Chris Jones (2016-23)	38

Punting

All players with 10 or more postseason punts; Sorted by average

	Player	No.	Yds.	Avg.
1.	Dustin Colquitt (2005-19)	43	1,938	45.1
2.	Tommy Townsend (2020-22)	39	1,753	44.9
2.	Jerrel Wilson (1963-77)	39	1,693	43.4
4.	Bryan Barker (1990-93)	38	1,613	42.4
5.	Louie Aguiar (1994-98)	11	459	41.7

Punt Returning

All players with 10 or more postseason punt returns; Sorted by average

	Player	No.	Yds.	Avg.	TD
1.	Mike Garrett (1966-70)	11	73	6.6	0
2.	Tyreek Hill (2016-21)	12	40	3.3	0

Kickoff Returning

All players with 10 or more postseason kickoff returns; Sorted by average

	Player	No.	Yds.	Avg.	TD
1.	Dante Hall (2000-06)	10	266	26.6	1
2.	Byron Pringle (2018-21)	10	243	24.3	0
3.	Mecole Hardman (2019-23)	14	312	22.3	0
4.	John Stephens (1993)	10	199	19.9	0

POSTSEASON LONGEST PLAYS

Rushing

	Player (Opponent, Date)	Yards
1.	Mecole Hardman (vs. Buffalo, 1/24/21)	50
2.	Priest Holmes (vs. Indianapolis, 1/11/04)	48
3.	Jamaal Charles (vs. Baltimore, 1/9/11)	41 (TD)
4.	Isiah Pacheco (vs. Jacksonville, 1/21/23)	39
5.	Damien Williams (vs. San Francisco, 2/2/20)	38 (TD)
6.	Tyreek Hill (vs. Indianapolis, 1/12/19)	36 (TD)
7.	Patrick Mahomes (vs. Buffalo, 1/23/22)	34
8.	Isiah Pacheco (at Buffalo, 1/21/24)	29
9t.	Patrick Mahomes (vs. Miami, 1/13/24)	28
	Clyde Edwards-Helaire (at Buffalo, 1/21/24)	28

Passing

	Player (Opponent, Date)	Yards
1.	Alex Smith - Donnie Avery (at Indianapolis, 1/4/14)	79 (TD)
2.	Patrick Mahomes - Tyreek Hill (vs. Buffalo, 1/24/21)	71
3.	Patrick Mahomes - Tyreek Hill (vs. Buffalo, 1/23/22)	64 (TD)
4.	Alex Smith - Dwayne Bowe (at Indianapolis, 1/4/14)	63
5.	Patrick Mahomes - Sammy Watkins (vs. Ten., 1/19/20)	60 (TD)
6.	Joe Montana - Kimble Anders (at Miami, 12/31/94)	57 (TD)
7.	Patrick Mahomes - Sammy Watkins (vs. NE, 1/20/19)	54
8.	Patrick Mahomes - Mecole Hardman (vs. SF, 2/11/24)	52
9.	Elvis Grbac - Joe Horn (vs. Denver, 1/4/98)	50

Interception Return

	Player (Opponent, Date)	Yards
1.	Ty Law (at Indianapolis, 1/6/07)	43
2.	Rashad Fenton (vs. Buffalo, 1/24/21)	30
3.	Deron Cherry (vs. L.A. Raiders, 12/28/91)	29
4.	Marcus Peters (vs. Tennessee, 1/6/18)	28
5.	Daniel Sorensen (vs. New England, 1/20/19)	24
6.	Eric Everett (vs. L.A. Raiders, 12/28/91)	23

7.	Josh Mauga (at Houston, 1/9/16)	20
----	---------------------------------	----

Fumble Return

	Player (Opponent, Date)	Yards
1.	Nick Bolton (vs. Philadelphia, 2/12/23)	36 (TD)
2.	Darwin Thompson (vs. Houston, 1/12/20)	18
3.	Justin Houston (at Indianapolis, 1/4/14)	7
4.	Johnny Robinson (vs. Minnesota, 1/11/70)	2

Punt Return

	Player (Opponent, Date)	Yards
1.	Kadarius Toney (vs. Philadelphia, 2/12/23)	65
2.	Mecole Hardman (vs. Pittsburgh, 1/16/22)	48
3.	Tyreek Hill (vs. Buffalo, 1/23/22)	45

Kickoff Return

	Player (Opponent, Date)	Yards
1.	Knile Davis (at Houston, 1/9/16)	106 (TD)
2.	Dante Hall (vs. Indianapolis, 1/11/04)	92 (TD)
3.	Mecole Hardman (vs. Houston, 1/12/20)	58

Punt

	Player (Opponent, Date)	Yards
1.	Dustin Colquitt (at Indianapolis, 1/6/07)	66
2t.	Louie Aguiar (vs. Denver, 1/4/98)	62
	Tommy Townsend (vs. San Francisco, 2/11/24)	62
4.	Jerrel Wilson (at Green Bay, 1/15/67)	61
5.	Tommy Townsend (vs. Jacksonville, 1/21/23)	60
6t.	Jerrel Wilson (vs. Minnesota, 1/11/70)	59
	Dustin Colquitt (vs. New England, 1/20/19)	59
8.	Jerrel Wilson (at Oakland, 12/22/68)	58
9.	Tommy Townsend (vs. Cincinnati, 1/30/22)	57
10t.	Jerrel Wilson (at Oakland, 1/4/70)	56
	Dustin Colquitt (at Houston, 1/9/16)	56

Field Goal

	Player (Opponent, Date)	Yards
1.	Harrison Butker (at San Francisco, 2/11/24)	57
2t.	Harrison Butker (at Tampa Bay, 2/7/21)	52
	Harrison Butker (at Baltimore, 1/28/24)	52
4t.	Harrison Butker (vs. Cleveland, 1/17/21)	50
	Harrison Butker (vs. Jacksonville, 1/21/23)	50
6t.	Cairo Santos (at Houston, 1/9/16)	49
	Harrison Butker (at Buffalo, 1/23/22)	49
8t.	Jan Stenerud (vs. Minnesota, 1/11/70)	48
	Cairo Santos (vs. Pittsburgh, 1/15/17)	48
10.	Harrison Butker (at Buffalo, 1/21/24)	47

POSTSEASON BIG YARDAGE DAYS

Rushing

Includes all players with 150 rushing yards

	Player (Opponent, Date)	Yards
1.	Priest Holmes (vs. Indianapolis, 1/11/04)	176

Passing

Includes all players with 350 passing yards

	Player (Opponent, Date)	Yards
1.	Patrick Mahomes (vs. Pittsburgh, 1/16/22)	404
2t.	Patrick Mahomes (vs. Buffalo, 1/23/22)	378
	Alex Smith (at Indianapolis, 1/4/14)	378

Receiving

Includes all players with 150 receiving yards

	Player (Opponent, Date)	Yards
1.	Tyreek Hill - 9 rec. (vs. Buffalo, 1/24/21)	172
2t.	Dwayne Bowe - 8 rec. (at Indianapolis, 1/4/14)	150
	Tyreek Hill - 11 rec. (vs. Buffalo, 1/23/22)	150

POSTSEASON SUPERLATIVES

CHIEFS POSTSEASON RECORD WHEN...

ALL-TIME, THROUGH SUPER BOWL LVIII

Chiefs Postseason Record When...

Postseason:	24-21 (.533)
In Overtime	4-3 (.571)
In Wild Card Games*:	5-8 (.385)
In Divisional Games*:	7-7 (.500)
In Championship Games*:	4-3 (.571)
In Super Bowls:	4-2 (.667)
* Since 1970	
Home:	12-9 (.571)
Cotton Bowl:	0-0 (.000)
Municipal Stadium:	0-1 (.000)
GEHA Field at Arrowhead Stadium:	12-8 (.600)
Away:	8-10 (.444)
Neutral Site	4-2 (.667)

Chiefs Postseason Record When...

Postseason:	24-21
Home:	12-9
Away:	8-10
Neutral Site	4-2
Outdoors:	20-19
Indoors:	4-2
On grass:	18-15
On artificial turf:	6-6
Scoring fewer than 10 points:	1-8
Scoring 10 points or more:	24-15
Scoring 20 points or more:	20-7

Scoring 30 points or more:	10-3
Allowing 10 points or less:	8-1
Allowing 20 points or less:	15-5
Allowing 30 points or less:	21-13
Allowing more than 30 points:	3-10
Scoring first:	11-9
Scoring on first drive:	11-9
Opponent scores on first drive:	12-8
Outcome three points or less:	6-7
Outcome seven points or less:	12-11
Playing in overtime:	4-3
Leading at half:	15-4
Trailing at half:	5-13
Tied at half:	4-4
Leading after three quarters:	19-4
Trailing after three quarters:	5-15
Tied after three quarters:	0-2
Positive turnover margin:	12-5
Negative turnover margin:	2-14
Even turnover margin:	10-2

Chiefs Postseason Record When Producing...

	1960-23 Record	1960-23 Two or More
100-Yard Receiver	12-8 (.600)	2-1 (.667)
100-Yard Rusher	3-2 (.600)	0-0 (.000)
300-Yard Passer	6-2 (.750)	0-0 (.000)

Chiefs Postseason Record When Allowing...

	1960-23 Record	1960-23 Two or More
100-Yard Receiver	6-10 (.375)	0-0 (.000)
100-Yard Rusher	1-10 (.091)	0-0 (.000)
300-Yard Passer	4-5 (.444)	0-0 (.000)