

2023 LAS VEGAS RAIDERS

# WEEKLY RELEASE

LV VS LAC



PRESENTED BY



2023 SEASON  
WEEK 15

THURSDAY,  
DEC. 14, 2023  
5:15 PM PT



# LAS VEGAS RAIDERS

# WEEKLY RELEASE

WEEK 1



Sunday, September 13, 2020  
10:00 AM (PT)



0-0

Bank of America Stadium

0-0

## GAME PREVIEW

The Las Vegas Raiders will commence their 2020 season by traveling to Carolina in Week 1 to take on the Panthers at Bank of America Stadium. The contest will mark the first game since 2016 that the Silver and Black have opened the season on the road against the NFC South, with the team's all-time record against the Panthers tied at three wins apiece. **Head Coach Jon Gruden** enters his seventh year with the Raiders as head coach, while **General Manager Mike Mayock** embarks upon his second in his role, as the two will lead the team into their first action of the 2020 campaign this coming Sunday, Sept. 13, for a 10:00 a.m. PT kickoff on CBS.

The Raiders wrapped up their training camp last week and first at their new facility in Henderson, Nev. Now, the inaugural season of the Las Vegas Raiders will begin with 18 players on the opening 53-man roster who were not on the active roster at any point during the 2019 campaign. The team is compiled of 19 draftees, 24 free agents, seven undrafted free agents, two players acquired via trade and one claimed off waivers.

After traveling to Carolina to open up the season, the Raiders will return home to Las Vegas for their highly anticipated debut in Allegiant Stadium on Monday Night Football against the New Orleans Saints on Sept. 21 and will broadcast on ESPN.

## THE SETTING

**Date:** Sunday, September 13, 2020  
**Kickoff:** 10:00 a.m. PT  
**Site:** Bank of America Stadium (2004)  
**Capacity/Surface:** 75,523/Voyager Bermuda Grass  
**Regular Season:** Series tied, 3-3  
**Postseason:** 0-0



## KICKING OFF IN CAROLINA

The Las Vegas Raiders will open the season at the Carolina Panthers, marking first time the Raiders have played the club in the season opener since the Panthers became an expansion franchise in 1995. The first meeting between the two clubs took place in 1997 when the Panthers defeated the Raiders, 38-14, in Carolina. The Silver and Black won the last contest against the Panthers, defeating Carolina 35-32 on Nov. 27, 2016. This game also marks the first time the Raiders have traveled to Carolina since 2012, a game the Panthers won by a score of 17-6.

---- Coach Gruden in Road Openers ----

**Head Coach Jon Gruden** currently holds a 5-8 record in regular season openers, splitting the last two seasons against the Los Angeles Rams in 2018 (L, 13-33) and Denver Broncos in 2019 (W, 24-16). On the road in regular season openers, Coach Gruden has compiled a 3-5 record, with his last road victory in Week 1 coming in 2005 against the Minnesota Vikings by a score of 24-13.

## 2020 SCHEDULE

### REGULAR SEASON

Sun., Sept. 13	at Carolina Panthers	10:00 a.m.	CBS
<b>Mon., Sept. 21</b>	<b>NEW ORLEANS SAINTS*</b>	<b>5:15 p.m.</b>	<b>ESPN</b>
Sun., Sept. 27	at New England Patriots	10:00 a.m.	CBS
<b>Sun., Oct. 4</b>	<b>BUFFALO BILLS</b>	<b>1:25 p.m.</b>	<b>CBS</b>
Sun., Oct. 11	at Kansas City Chiefs	10:00 a.m.	CBS
<b>BYE WEEK</b>			
Sun., Oct. 25	<b>TAMPABAY BUCCANEERS**</b>	<b>5:20 p.m.</b>	<b>NBC</b>
Sun., Nov. 1	at Cleveland Browns	10:00 a.m.	FOX
Sun., Nov. 8	at Los Angeles Chargers	1:05 p.m.	FOX
<b>Sun., Nov. 15</b>	<b>DENVER BRONCOS</b>	<b>1:05 p.m.</b>	<b>CBS</b>
<b>Sun., Nov. 22</b>	<b>KANSAS CITY CHIEFS**</b>	<b>5:20 p.m.</b>	<b>NBC</b>
Sun., Nov. 29	at Atlanta Falcons	10:00 a.m.	CBS
Sun., Dec. 6	at New York Jets	10:00 a.m.	CBS
<b>Sun., Dec. 13</b>	<b>INDIANAPOLIS COLTS</b>	<b>1:05 p.m.</b>	<b>CBS</b>
<b>Thu., Dec. 17</b>	<b>LOSANGELES CHARGERS***</b>	<b>5:20 p.m.</b>	<b>FOX</b>
<b>Sat. or Sun., Dec. 26/27</b>	<b>MIAMI DOLPHINS</b>	<b>TBD</b>	<b>TBD</b>
Sun., Jan. 3	at Denver Broncos	1:25 p.m.	CBS

\* - Monday Night Football on ESPN with simulcast on ABC.

\*\* - Sunday Night games in Weeks 5-16 subject to change.

\*\*\* - NFL Network and Amazon simulcast subject to change

### Home Opponents ('19 record)

Denver Broncos (7-9)  
Kansas City Chiefs (12-4)^\*  
Los Angeles Chargers (5-11)  
Buffalo Bills (10-6)\*  
Indianapolis Colts (7-9)  
Miami Dolphins (5-11)  
New Orleans Saints (13-3)^\*  
Tampa Bay Buccaneers (7-9)

### Away Opponents ('19 record)

Denver Broncos (7-9)  
Kansas City Chiefs (12-4)^\*  
Los Angeles Chargers (5-11)  
Atlanta Falcons (7-9)  
Carolina Panthers (5-11)  
Cleveland Browns (6-10)  
New England Patriots (12-4)^\*  
New York Jets (7-9)

\* Indicates 2019 playoff team

^ Indicates 2019 division winner

## BROADCAST INFORMATION

### TELEVISION

CBS

**Play-by-play:** Greg Gumbel

**Color Analyst:** Rich Gannon

**Sideline/Field:** Jay Feely

**Producer:** Jonathan Segal

**Director:** Mark Grant



### RADIO

**Raiders Radio Network**

**Flagship:** KOMP 92.3 FM "The Rock Station"

and KRLV "Raider Nation Radio 920 AM"

via Compass Media Network

**Play-by-play:** Brent Musburger

**Color Analyst:** Lincoln Kennedy



## NOTABLE CONNECTIONS

### Pro Connections

- Panthers **LB Tahir Whitehead** spent the last two seasons with the Raiders (2018-19), leading the Silver and Black in tackles in each of his seasons with the club.
- Panthers **WR Seth Roberts** originally entered the NFL with the Raiders in 2014, recording 158 receptions for 1,826 yards with 13 touchdowns in his five years with the club.
- Panthers **quarterbacks coach Jake Peetz** served as the assistant quarterbacks coach for the Raiders in 2016 before being promoted to his first stint as a quarterbacks coach in 2017.
- Panthers **defensive coordinator Phil Snow** served under current Raiders **defensive line coach Rod Marinelli** with the Detroit Lions from 2006-08, serving as linebackers coach and Head Coach, respectively.
- Panthers **assistant special teams coach Ed Foley** worked on the same staff at Temple as Raiders **assistant defensive backs coach Taver Johnson** in 2017, serving as tight ends/special teams coordinator and defensive coordinator, respectively.
- Panthers **defensive run game coordinator Al Holcomb** and Raiders **running backs coach Kirby Wilson** worked together on the Arizona Cardinals staff in 2018, serving as defensive coordinator and running backs coach, respectively.
- Panthers **defensive line coach Mike Phair** served under Raiders **defensive line coach Rod Marinelli** with the Chicago Bears from 2011-12, serving as defensive line coach and assistant head coach/defensive coordinator, respectively.
- Raiders **senior offensive assistant John Morton** coached Panthers **WR Robby Anderson** on the New York Jets in 2017, serving as offensive coordinator and helping Anderson set a career-high with 941 yards on 63 receptions.
- Raiders **offensive line coach Tom Cable** coached Panthers **T Russell Okung** on the Seattle Seahawks from 2011-15, serving as assistant head coach/offensive line and helping Okung earn Pro Bowl selections in 2012 and 2013.

### College Connections

- Raiders **WR Hunter Renfrow**, **CB Trayvon Mullen**, **LB Tanner Muse**, **OL John Simpson** and **DE Clelin Ferrell** all played collegiately at Clemson, helping the Tigers win the 2018 National Championship.
- Raiders **assistant head coach/special teams coordinator Rich Bisaccia** spent five seasons (1994-1998) as the running backs coach, special teams coordinator and recruiting coordinator at Clemson. Bisaccia also spent six seasons at South Carolina from 1988-93.
- Raiders **P AJ Cole** was a four-year letterman at North Carolina State (2015-18), finishing his career ranked second in program history in punting yards (9,288) and third in punts (220).
- Raiders **WR Zay Jones** played four seasons at East Carolina (2013-16), setting FBS, American Athletic Conference and ECU career (399) and single-season (158) records in receptions.
- Raiders **CB Keisean Nixon** played two years at South Carolina, appearing in 24 games with 12 starts and totaling 71 tackles (49 solo), 1.5 tackles for loss, two INTs, nine passes defended and one fumble.
- Raiders **LB Raekwon McMillan** and Panthers **WR Curtis Samuel** were teammates at Ohio State from 2014-16, helping capture the National Championship and Big Ten title in 2014.

### Hometown Connections

- Raiders **G/T Denzelle Good** attended Gaffney (S.C.) High School before going on to play three years at Mars Hill in North Carolina, where he was a two-time first-team All-South Atlantic Conference selection (2013-14).
- Raiders **T Brandon Parker** is a native of Kannapolis, N.C., and played collegiately at North Carolina A&T, where named an FCS All-American left tackle three times from 2015-17.
- Raiders **WR Hunter Renfrow** is a native of Myrtle Beach, S.C., where he attended Socastee High School before walking on at Clemson and earning the Bursworth Trophy, given to the nation's most outstanding walk-on.
- Raiders **WR Bryan Edwards** attended Conway (S.C.) High School before going on to be a four-year starter at South Carolina and leaving as the program's all-time leader for consecutive games with a catch (48), career receptions (234) and career receiving yards (3,045).
- Raiders **OL John Simpson** is a native of North Charleston, S.C., where he attended Fort Dorchester High School before playing four seasons at Clemson (2016-19) and helping the team post a 29-1 record during his two seasons as a full-time starter.

## 2019 TEAM RANKINGS

### OFFENSE

Category	RAIDERS		PANTHERS	
	Stats	Rank	Stats	Rank
Total Offense	363.7	11	341.8	19
Rush Offense	118.3	13	113.7	14
Pass Offense	245.4	9	228.1	20
Points Per Game	19.6	24	21.3	20
Third-Down Off. %	43.8	7	31.9	29
Fourth-Down Off. %	57.9	8	50.0	13t
Red Zone Off. (TD%)	52.8	22t	58.0	13t

### DEFENSE

Category	RAIDERS		PANTHERS	
	Stats	Rank	Stats	Rank
Total Defense	354.8	19	374.5	23
Rush Defense	98.1	8	143.5	29
Pass Defense	256.7	25	231.0	13
Points Per Game	26.2	24	29.4	31
Third-Down Def. %	42.6	26	39.9	21t
Fourth-Down Def. %	69.2	32	66.7	31
Red Zone Def. (TD%)	67.3	30	64.1	29

### TEAM

Category	RAIDERS		PANTHERS	
	Stats	Rank	Stats	Rank
Turnover Ratio	-2	21	-14	29t
Penalties	128	30	87	2
Penalty Yards	1,138	31	754	2

## WEEKLY SCHEDULE

### Wednesday, Sept. 9

10:00 - 10:30 a.m. (approx.) ..... Practice, open to media; Videography/photography limited  
 12:00 p.m. (approx.) ..... **Head Coach Jon Gruden** and **QB Derek Carr** available over Zoom

### Thursday, Sept. 10

10:00 - 10:30 a.m. (approx.) ..... Practice, open to media; Videography/photography limited  
 12:00 p.m. (approx.) ..... **Offensive coordinator Greg Olson** and **defensive coordinator Paul Guenther** available over Zoom

### Friday, Sept. 11

10:45 - 11:00 a.m. (approx.) ..... Practice, open to media; Videography/photography limited  
 12:00 p.m. (approx.) ..... **Head Coach Jon Gruden** available over Zoom

**Saturday, Sept. 12** ..... No availability

### Monday, Sept. 13

10:00 a.m. .... Raiders vs. Panthers

### Monday, Sept. 14

1:00 p.m. .... **Head Coach Jon Gruden** available over Zoom

*All times are Pacific and subject to change.*

## RAIDERS MEDIA WEBSITE

Launched in 2020, The Las Vegas Raiders Online Media Guide is now also accessible through a new interactive platform on NFL.OMG.com. Tailored to be a one-stop shop for all media members, the Raiders' new home for online media will provide standard media guide information, weekly game releases, in-game player tracking features, in addition to statistical reports generated directly from NFL GSIS. All media members will be provided with a username and password for personal access to utilize customizable features that include linking twitter accounts to tweet records, stat boxes, notes and more directly from the interactive platform. The website is updated in real-time and will include media schedules and availability, press conference transcripts and more. If you have not received an email with your account information or would like to request a personal account, please contact a member of the Raiders Media Relations department or contact Media Relations Coordinator Evert Geerlings (egeeerlings@raiders.com).

# RAIDERS VS. PANTHERS

## RAIDERS SUPERLATIVES

### VS. CAROLINA PANTHERS

#### Team Single-Game Highs/Lows:

**Total Yards:** 409; Dec. 24, 2000  
**Rushing Yards:** 179; Dec. 24, 2000  
**Passing Yards:** 319; Nov. 2, 1997  
**Fewest Total Yards Allowed:** 219; Nov. 9, 2008  
**Fewest Rushing Yards Allowed:** 37; Nov. 7, 2004  
**Fewest Passing Yards Allowed:** 72; Nov. 9, 2008  
**Points Scored:** 52; Dec. 24, 2000  
**Fewest Points Allowed:** 9; Dec. 24, 2000  
**Touchdowns:** 7; Dec. 24, 2000

#### Individual Single-Game Highs:

**Pass Attempts:** 38, two times, last: Derek Carr; Nov. 27, 2016  
**Pass Completions:** 26, two times, last: Derek Carr; Nov. 27, 2016  
**Passing Yards:** 315, Derek Carr; Nov. 27, 2016  
**Passing Touchdowns:** 5, Rich Gannon; Dec. 24, 2000  
**Carries:** 22, Justin Fargas Nov. 9, 2008  
**Rushing Yards:** 89, Justin Fargas; Nov. 9, 2008  
**Rushing Touchdowns:** 2, Tyrone Wheatley; Nov. 7, 2004  
**Receptions:** 10, Tim Brown; Nov. 2, 1997  
**Receiving Yards:** 163, Tim Brown; Nov. 2, 1997  
**Receiving Touchdowns:** 2, Rickey Dudley and Jeremy Bringham; Dec. 24, 2000  
**Longest Field Goal:** 45, Sebastian Janikowski; Nov. 9, 2008



## ALL-TIME SERIES

### Raiders vs. Carolina Panthers

**Regular Season:** Series tied, 3-3

**Postseason:** 0-0

**Raiders at Home:** 2-1

**Raiders on Road:** 1-2

**Current Streak:** Raiders have won one straight game.

### ALL-TIME REGULAR SEASON GAMES

Date	Location	Winner	Score
11/02/97	Carolina	Panthers	38-14
12/24/00	Oakland	Raiders	52-9
11/07/04	Carolina	Raiders	27-24
11/09/08	Oakland	Panthers	17-6
12/23/12	Carolina	Panthers	17-6
11/27/16	Oakland	Raiders	35-32

## CAROLINA PANTHERS

*Sun., Sept. 13 at 10:00 a.m., Bank of America Stadium*



**2019 record:** 5-11

**Division Finish:** (4th/NFC South)

**Playoffs:** None

**Key additions:** WR Robby Anderson, S Tre Boston, QB Teddy Bridge Water, DT Derrick Brown, WR Pharoah Cooper, TE DeValve Seth, G John Miller, LT Russell Okunt, WR Seth Roberts, QB P.J. Walker, DE Stephen Weatherly and LB Tahir Whitehead

**Key losses:** QB Cam Newton, QB Kyle Allen, WR Chris Hogan, TE Greg Olsen, G Trai Turner, G Greg Van Roten, OL Daryl Williams, DT Dontari Poe, LB Luke Kuechly, DE Mario Addison, DE Vernon Butler, DE Bruce Irvin, DT Kyle Love, CB James Bradberry, CB Ross Cockrell, S Colin Jones and S Eric Reid

- The Raiders are tied 3-3 in the all-time series against the Panthers.
- The Silver and Black won the last contest against the Panthers, defeating Carolina 35-32 on Nov. 27, 2016.
- The first meeting in the all-time series took place in 1997 when the Panthers defeated the Raiders, 38-14, in Carolina.
- Panthers **quarterbacks coach Jake Peetz** served as the assistant quarterbacks coach for the Raiders in 2016 before being promoted to his first stint as a quarterbacks coach in 2017.
- Panthers **LB Tahir Whitehead** spent the last two seasons with the Raiders, leading the Silver and Black in tackles in each of his seasons with the club.
- Raiders **WR Hunter Renfrow**, **CB Trayvon Mullen**, **LB Tanner Muse**, **OL John Simpson** and **DE Clelin Ferrell** all played collegiately at Clemson, helping the Tigers win the 2018 National Championship.
- Panthers **WR Seth Roberts** originally entered the NFL with the Raiders in 2014, recording 158 receptions for 1,826 yards with 13 touchdowns in his five years with the club.

## NOTES VS. PANTHERS

### INDIVIDUAL STATS VS. PANTHERS

#### Head Coach Jon Gruden

**Career Totals:** Coach Gruden is 6-9 all-time against the Panthers.

#### QB Derek Carr

**Career Totals:** Carr is undefeated against the Panthers, winning his only matchup in 2016.

- In his last victory over the Panthers on Nov. 27, 2016, Carr completed 26-of-38 passes for 315 yards with two touchdowns for a passer rating of 100.2.

#### LB Cory Littleton

- In only one career contest against the Panthers, has recorded 14 tackles (eight), one interception, one forced fumble, one fumble recovery and two passes defensed.

#### DE Carl Nassib

- In four contests against the Panthers, has recorded 11 tackles (nine), including five tackles for loss, and two sacks.

#### TE Jason Witten

- In seven contests against the Panthers, has recorded 38 receptions for 348 yards and one touchdown. In his last matchup against Carolina, Witten recorded four receptions for 36 yards.

## 2019 INDIVIDUAL LEADERS

### RAIDERS

### PANTHERS

#### Passing Yards

Derek Carr..... 4,054 Kyle Allen .....3,322

#### Completion Percentage (Min. 30 Attempts)

Derek Carr.....70.4 Kyle Allen ..... 62.0

#### Passing Touchdowns

Derek Carr..... 21 Kyle Allen ..... 17

#### Carries

Josh Jacobs .....242 Christian McCaffrey...287  
DeAndré Washington108 Kyle Allen .....32

#### Rushing Yards

Josh Jacobs ..... 1,150 Christian McCaffrey..1,387  
DeAndré Washington387 Curtis Samuel .....130  
Jalen Richard .....145 Reggie Bobbafon....116

#### Rushing Touchdowns

Josh Jacobs .....7 Christian McCaffrey.15  
DeAndré Washington...3 Kyle Allen ..... 2  
Derek Carr.....2 Three Tied ..... 1

#### Receptions

Darren Waller ..... 90 Christian McCaffrey...116  
Hunter Renfrow..... 49 DJ Moore.....87  
Tyrell Williams..... 42 Curtis Samuel.....54

#### Receiving Yards

Darren Waller..... 1,145 Christian McCaffrey.1,005  
Tyrell Williams.....651 DJ Moore.....1,175  
Hunter Renfrow.....605 Curtis Samuel ..... 627

#### Receiving Touchdowns

Tyrell Williams.....6 Curtis Samuel .....6  
Foster Moreau.....5 Christian McCaffrey.....4  
Hunter Renfrow.....4 DJ Moore.....4  
Darren Waller.....3 Greg Olsen .....2  
Derek Carrier.....1 Ian Thomas.....1  
Alec Ingold .....1  
Rico Gafford.....1

#### Sacks

Maxx Crosby.....10.0 Mario Addison.....9.5  
Benson Mayowa..... 7.0 Bruce Irvin.....8.5  
Clelin Ferrell.....4.5 Brian Burns .....7.5  
Maurice Hurst ..... 3.5 Vernon Butler.....6.0  
Arden Key.....2.0 Gerlad McCoy .....5.0

#### Interceptions

Erik Harris .....3 Tre Boston.....3  
Trayvon Mullen.....1 James Bradberry.....3  
Nicholas Morrow.....1 Donte Jackson.....3  
Maurice Hurst .....1 Ross Cockrell .....2  
Luke Kuechly.....2

## SNAPSHOT VS. PANTHERS

**Overview:** In January, the Panthers named **Matt Rhule** the fifth head coach in franchise history. Rhule joined the Panthers after having spent three seasons as the head coach at Baylor University (2017-19) and inherits a team that finished 5-11 and in fourth place in the NFC South in 2019. In his first offseason as head coach, Rhule has completely overhauled the roster with 30 new players, including 10 rookies. The Panthers made NFL history when they used all seven of their draft picks on defensive players in the 2020 NFL Draft. The all-time series between the two clubs is tied at 3-3, with the Raiders winning the last contest against the Panthers, 35-32 in 2016.

**Offense:** The Panthers acquired unrestricted free agent **QB Teddy Bridgewater** this offseason after starting five games for an injured Drew Brees in New Orleans in 2019. Bridgewater went undefeated in all five of his starts, recording a career-high completion percentage (67.9 percent) while throwing for nine touchdowns compared to just two interceptions. Panthers new **offensive coordinator Joe Brady** inherits a Carolina offense that ranked 14th in the NFL in rushing yards per game (113.7 avg), led by All-Pro **RB Christian McCaffrey**. McCaffrey became only the third player in NFL history with 1,000 yards rushing and 1,000 yards receiving in 2019, while leading the NFL in scrimmage yards (2,392), total touchdowns (19), receptions by a RB (116) and receiving yards by a RB (1,019). **WR DJ Moore** and **WR Curtis Samuel** began 2019 as the youngest starting NFL wide receiver duo. Moore led the team with 1,175 receiving yards, which ranked ninth in the NFL, while his eight games with 80-plus receiving yards were tied for third-most in the league last season. Samuel led the team with six receiving touchdowns, while his three rushing touchdowns since the start of 2018 are tied for the most among NFL wide receivers. Newcomer **WR Robby Anderson** is one of eight NFL receivers with at least 50 catches, 750 yards and five touchdowns in each of the last three seasons.

**Defense:** The Panthers defense is led by first-year **defensive coordinator Phil Snow**, who looks to improve on a defense that allowed the second most points per game in the NFL (29.4 avg.) in 2019. Carolina lost nine defensive starters from last season and used seven picks on defense in the 2020 Draft. The Panthers ranked second in the NFL with 53 sacks last season, marking the third-highest single-season total in franchise history. The Panthers had seven different players with four-plus sacks, the most in the NFL. **DE Brian Burns** finished with 7.5 sacks, ranking fourth among rookies. Carolina's defense totaled 14 interceptions, tied for eighth-most in the NFL, and were led by **CB Donte Jackson** and **S Tre Boston**, who tied for the team lead with three interceptions. **LB Shaq Thompson** registered a career-high 109 tackles in 2019, and newcomer **LB Tahir Whitehead** has recorded 100-plus tackles in four consecutive seasons.

## LAST GAME VS. PANTHERS

November 27, 2016 - Raiders 35, Panthers 32  
Oakland-Alameda County Coliseum, Oakland, CA

Team Statistics	RAIDERS	PANTHERS
Total Net Yards.....	366	358
Total Offensive Plays.....	71	56
Net Yards Rushing.....	56	129
Total Rushing Plays.....	31	25
Net Yards Passing.....	310	229
Attempts-Completions-INTs.....	39-26-1	29-14-0
Total First Downs.....	22	19
Touchdowns.....	4	5
Field Goals Made-Attempted.....	4-4	2-5
Third Down Efficiency.....	8-15-53%	3-10-30%
Fourth Down Efficiency.....	0-0-0%	0-1-0%
Red Zone Efficiency.....	3-5-60%	3-3-100%
Penalties-Yards.....	7-46	7-67
Time of Possession.....	33:37	26:23

	1	2	3	4	Total
Carolina Panthers	7	0	18	7	32
Oakland Raiders	7	17	0	11	35

### Individual Leaders

Raiders	Panthers
<b>Passing Yards</b>	
Derek Carr.....315	Cam Newton ..... 246
<b>Rushing Yards</b>	
Latavius Murray..... 45	Jonathan Stewart .....96
<b>Receiving Yards</b>	
Michael Crabtree...110	Ted Ginn ..... 115

## 2019 AFC WEST STANDINGS

Team	W	L	Home	Road	Div.	Con.	PF	PA	Streak	Last 5
Kansas City	12	4	5-3	7-1	6-0	9-3	451	308	W6	5-0
Denver	7	9	5-3	2-6	3-3	6-6	282	316	W2	4-1
<b>Oakland</b>	<b>7</b>	<b>9</b>	<b>5-3</b>	<b>2-6</b>	<b>3-3</b>	<b>5-7</b>	<b>313</b>	<b>419</b>	<b>L1</b>	<b>1-4</b>
LA Chargers	5	11	2-6	3-5	0-6	3-9	337	345	L3	1-4

## 2019 NFC SOUTH STANDINGS

Team	W	L	Home	Road	Div.	Con.	PF	PA	Streak	Last 5
New Orleans	13	3	6-2	7-1	5-1	9-3	458	341	W3	4-1
Atlanta	7	9	3-5	4-4	4-2	6-6	381	399	W4	4-1
Tampa Bay	7	9	2-6	5-3	2-4	5-7	458	449	L2	3-2
<b>Carolina</b>	<b>5</b>	<b>11</b>	<b>2-6</b>	<b>3-5</b>	<b>1-5</b>	<b>1-5</b>	<b>340</b>	<b>470</b>	<b>L8</b>	<b>0-5</b>

## WHAT TO WATCH FOR IN 2020

**Las Vegas Raiders** winning two contests to total 500 victories as a franchise (regular season and postseason included).

**Head Coach Jon Gruden** winning one game to total 50 career victories as head coach of the Raiders

**Coach Gruden** recording eight victories to surpass Art Shell for third-most victories (57) by a head coach in franchise history.

**QB Derek Carr** completing 389 passes (totaling 2,509 in his career) to surpass Matt Ryan for most completions in NFL history through a player's first seven seasons. Carr's 2,120 completions through his first six seasons stand as second in NFL history to Peyton Manning, while his 1,759 completions through his first five years mark an NFL record.

**Carr** completing 300 passes for the seventh consecutive year, joining Peyton Manning as the only players in NFL history with seven seasons of 300 completions in their first seven years in the NFL.

**Carr** completing 350 passes to join Matthew Stafford as the only players in NFL history with five campaigns of 350 completions in their first seven seasons in the NFL.

**Carr** passing for 3,000 yards to join Andy Dalton, Peyton Manning, Cam Newton and Russell Wilson as the only players in NFL history with at least 3,000 passing yards in each of their first seven seasons.

**Carr** passing for 3,174 yards to enter the Top-5 in NFL history for career passing yards in a player's first seven seasons.

**Carr** passing for 4,000 yards for the third time in his career. Carr is the only Raiders quarterback in franchise history with multiple 4,000-yard campaigns.

**Carr** recording 20 touchdown passes, joining Peyton Manning, Dan Marino, Russell Wilson, Eli Manning and Matt Ryan as the only quarterbacks in NFL history with at least six seasons with 20 touchdown passes in their first seven years in the NFL.

**Carr** recording eight touchdown passes to set a franchise record with 151 career touchdown passes, surpassing Ken Stabler's record of 150.

**Carr** recording 16 touchdown passes to rank in the top-10 all-time for most touchdown passes through a player's first seven seasons in the NFL.

**Carr** recording 27 touchdown passes to become the seventh player in NFL history with 170 career touchdown passes in their first seven seasons in the NFL.

**Carr** recording two fourth-quarter comebacks to surpass Matt Ryan for most such comebacks (20) in NFL history through a player's first seven years. Carr's 18 through his first six years and 16 through his first five years are both NFL records.

**Carr** becoming the first player in Raiders history to record multiple seasons with a passer rating of at least 100.0.

**DE Maxx Crosby** recording 9.5 sacks to become the franchise's all-time leader in sacks through a player's first two seasons in the NFL (since sacks became an official statistic in 1982 - Anthony Smith does not qualify while being on the Reserve/Injured List during his rookie season in 1990).

**Crosby** recording 10 sacks to become the first player in franchise history with at least 20 sacks in his first two seasons in the NFL (since sacks became an official statistic in 1982 - Anthony Smith does not qualify while being on the Reserve/Injured List during his rookie season in 1990).

**Crosby** becoming the first player in Raiders history with two double-digit sack seasons to begin his career.

**Crosby** becoming the 16th player in NFL history to begin his career with two double-digit sack seasons.

**RB Josh Jacobs** becoming the first running back in franchise history to begin his career with back-to-back 1,000-yard rushing campaigns after setting the franchise rookie record with 1,150 rushing yards in 2019. Jacobs is the only player in franchise history with over 1,000 rushing yards during his rookie campaign.

**Jacobs** rushing for 562 yards to become the franchise's leader in rushing yards (1,712) through a player's first two seasons, surpassing Hall of Famer Marcus Allen's 1,711 yards.

**Jacobs** becoming the 33rd player in NFL history to rush for 1,000 yards in each of their first two seasons.

**Jacobs** becoming the first player in franchise history with 2,000 rushing yards in his first two seasons.

**Jacobs** rushing for 100 yards in five contests to become just the 13th player in NFL history to record 10 100-yard rushing contests in their first two seasons. Jacobs would become the first player in club history to accomplish the feat.

**WR Hunter Renfrow** recording 51 receptions to become the fourth player in Raiders lore to record 100 receptions in his first two years in the NFL.

**Renfrow** recording 57 receptions to rank second all-time in Raiders history with 107 receptions in his first two seasons.

**TE Darren Waller** becoming the second tight end in Raiders history to record multiple 100-yard receiving campaigns, joining Todd Christensen.

**Waller** joining Christensen as the only tight ends in franchise history with multiple seasons of 90-plus receptions.

**Waller** becoming the first tight end in franchise history to record 90 receptions and 1,000 receiving yards in back-to-back seasons.

**TE Jason Witten** recording 60 receptions for his 16th career season with at least 60 receptions, the second-most in NFL history. Only Pro Football Hall of Famer Jerry Rice (17) has more such seasons.

**Witten** recording 85 receptions to become the second tight end and fourth player in NFL history with at least 1,300 career receptions. Witten has 1,215 receptions in 255 career games.

**Witten** recording 23 receiving yards to become the second tight end in NFL history with 13,000 receiving yards, joining Pro Football Hall of Famer Tony Gonzalez (15,127). Witten has 12,977 career receiving yards.

## A WIN WOULD...

...give the Raiders a 4-3 advantage in the all-time regular season series against the Panthers, and a 24-18-1 all-time record against the NFC South.

...improve the Raiders record at Bank of America Stadium to 2-2, last defeating the Panthers in Charlotte by a score of 27-24 in 2004.

...mark the Silver and Black's second straight victory against the Panthers, and third straight against an NFC South opponent dating back to the 2016 season.

...mark the fourth time in the last five seasons that the club has opened the season with a Week 1 victory.

...bring **Head Coach Jon Gruden's** overall record against the Panthers to 7-9.

## JON GRUDEN

Jon Gruden returned as head coach of the Oakland Raiders on Jan. 9, 2018, welcoming back one of the most respected and successful coaches in the storied history of the Silver and Black. Gruden, who was first introduced as head coach of the Raiders over 20 years ago, served four seasons with the Raiders from 1998-2001.

Gruden has compiled a 106-102 (.510) regular season mark as a head coach with the Raiders and the Tampa Bay Buccaneers (2002-08), and a 5-4 record (.556) in postseason contests, which includes a victory in Super Bowl XXXVII.

In his second season back with the Silver and Black, Gruden oversaw the continued development of quarterback Derek Carr and an offense that proved explosive and dynamic in helping the team nearly double its win total from the previous season. Under Gruden's tutelage, Carr set a franchise record and ranked second in the NFL with a 70.4 completion percentage (361-for-513) and snapped a career high with 4,054 passing yards, becoming the first Raider to eclipse the 4,000-yard mark twice in his career. Carr was particularly dangerous in third-down situations, posting a league-best 14 TDs and a 127.4 passer rating, the eighth highest in the NFL since 1991.

The youngest head coach in the NFL at age 34 upon his initial hire by Raiders Owner Al Davis in 1998, Gruden posted a 38-26 record (.594) and led the Silver and Black to back-to-back AFC West titles in 2000 and 2001. He guided the Raiders to an AFC Championship Game appearance in 2000, a campaign in which the Raiders set a franchise record with 479 points and led the NFL in rushing (154.4 avg.).

In all, Gruden-led teams have claimed five division championships and have recorded six seasons with nine-or-more wins. As a head coach, he has seen 22 different players combine for 40 Pro Bowl selections. In addition, Rich Gannon was tabbed for the Maxwell Club's Bert Bell Award as the league's Most Valuable Player in 2000 and four players who Gruden tutored as a head coach have been enshrined in the Pro Football Hall of Fame: Jerry Rice (2010), Warren Sapp (2013), Derrick Brooks (2014) and Tim Brown (2015).

Gruden spent seven seasons as head coach of the Tampa Bay Buccaneers, finishing his time there as the winningest coach in franchise history by compiling a 57-55 (.509) regular-season record, while leading the Buccaneers to three division titles and a 3-2 mark in the postseason, including a Super Bowl XXXVII victory, becoming the youngest head coach in NFL history to win a Super Bowl.

Prior to beginning his initial tenure in Oakland, Gruden was a seven-year NFL assistant, helping his teams qualify for the playoffs five times. Gruden spent three seasons (1995-97) as offensive coordinator for the Philadelphia Eagles. He was the NFL's youngest offensive coordinator at age 31.

Before joining Philadelphia, Gruden worked for three years at Green Bay from 1992-94. He served as an offensive assistant to head coach Mike Holmgren in 1992 and spent the 1993 and 1994 seasons as Green Bay's wide receivers coach. Gruden worked as offensive assistant to head coach George Seifert with the San Francisco 49ers in 1990.

Born August 17, 1963 in Sandusky, Ohio, Gruden attended South Bend (Ind.) Clay High School and was a three-year letterman at quarterback at the University of Dayton, graduating in 1985 with a degree in communications. Gruden and his wife, Cindy, a former University of Tennessee cheerleader, have three sons, Deuce, who is in his first season as an assistant strength and conditioning coach for the Silver and Black, Michael and Jayson.

Years	College/Pro Team	Position
1986-87	Tennessee	Graduate Assistant
1988	Southeast Missouri St.	Passing Game Coordinator
1989	Pacific	Wide Receivers
1990	San Francisco 49ers	Offensive Assistant
1991	Pittsburgh	Wide Receivers
1992	Green Bay Packers	Offensive Assistant
1993-94	Green Bay Packers	Wide Receivers
1995-97	Philadelphia Eagles	Offensive Coordinator
1998-01	Oakland Raiders	Head Coach
2002-08	Tampa Bay Buccaneers	Head Coach
2018-19	Oakland Raiders	Head Coach
2020	Las Vegas Raiders	Head Coach

## MATT RHULE

The Carolina Panthers announced Matt Rhule as the franchise's fifth head coach in franchise history on January 8, 2020.

Rhule, 44, joins Carolina after three seasons (2017-19) as the head coach at Baylor University. Rhule helped rebuild the Baylor program, guiding the team from a 1-11 finish in his first season to a 7-6 record and a bowl berth in 2018 to an 11-3 record and appearance in the Big 12 Championship and the Sugar Bowl in 2019.

His performance at Baylor continued a head coaching career that saw him turn around college programs' fortunes and guide teams to success. In his head coaching debut at Temple, (2013-16), Rhule took the Owls from a 2-10 mark in his first season to a 6-6 record in 2014 and two consecutive 10-win seasons in 2015 and 2016. Rhule has spent 22 years as a coach in the college and NFL ranks.

Since 2016, Rhule has had 11 players selected in the NFL Draft, including the 2017 first round pick of the Arizona Cardinals Haason Reddick and Hurd, a 2019 third round selection by San Francisco. A total of 33 players have earned NFL opportunities in Rhule's first six seasons as a head coach.

In his time as a coach and player, Rhule's teams have played in 10 bowl games, including four times as a head coach.

Rhule came to Baylor after four seasons as head coach at Temple University. He guided the Owls to the school's first back-to-back 10-win seasons, a pair of bowl berths (2015-16), and the 2016 American Athletic Conference championship. He helped the Owls improve from a two-win season in his first year at the school in 2013.

Rhule returned to Temple after coaching with the New York Giants under head coach Tom Coughlin in 2012. He worked closely with Pat Flaherty in coaching the offensive line. The Giants finished 9-7 and averaged 335 yards on offense, with offensive guard Chris Snee earning 2012 Pro Bowl honors.

Prior to his stint in the NFL, Rhule spent six seasons as an assistant at Temple under head coaches Al Golden and Steve Addazio. He spent four seasons as offensive coordinator from 2008-11, coached quarterbacks and served as recruiting coordinator in 2007, and mentored the defensive line in 2006.

From 2002-05, Rhule was an assistant at Western Carolina, serving as assistant head coach during his last three seasons. He also was part of the staffs at UCLA (2001), Buffalo (1999-2000) and Albright College (1998).

A native of New York City, Rhule played linebacker at Penn State from 1994-97. He holds a master's degree from Buffalo. Rhule and his wife Julie have three children, Bryant, Vivienne and Leona.

Years	College/Pro Team	Position
1998	Albright College	Linebackers
1999-2000	University of Buffalo	Defensive Line
2001	UCLA	Defensive Line
2002	Western Carolina	Special Teams/Linebackers
2003-04	Western Carolina	Associate Head Coach /Linebackers /Special Teams
2005	Western Carolina	Associate Head Coach /Running Game Coordinator/Special Teams/Linebackers
2006	Temple	Defensive Line
2007	Temple	Quarterbacks
2008-10	Temple	Offensive Coordinator /Quarterbacks
2011	Temple	Offensive Coordinator /Tight Ends
2012	New York Giants	Assistant Offensive Line
2013-16	Temple	Head Coach
2017-19	Baylor	Head Coach
2020	Carolina Panthers	Head Coach

## LAS VEGAS RAIDERS

### TOTAL OFFENSE

363.7 11th

### PASSING OFFENSE

245.4 9th

### RUSHING OFFENSE

118.3 13th

### SCORING OFFENSE

19.6 24th

### SACKS ALLOWED

29 8th

### THIRD DOWN OFFENSE

43.8% 7th

### RED ZONE OFFENSE

52.8% T-22nd

### GIVEAWAYS

17 T-17th

### TOTAL DEFENSE

354.8 19th

### PASSING DEFENSE

256.7 25th

### RUSHING DEFENSE

98.1 8th

### SCORING DEFENSE

26.2 24th

### SACKS

29 25th

### THIRD DOWN DEFENSE

42.6% 26th

### RED ZONE DEFENSE

67.3% 30th

### TAKEAWAYS

15 31st

## CAROLINA PANTHERS

### TOTAL DEFENSE

23rd 374.5

### PASSING DEFENSE

13th 231.0

### RUSHING DEFENSE

29th 143.5

### SCORING DEFENSE

31st 29.4

### SACKS

2nd 53

### THIRD DOWN DEFENSE

T-21st 39.9%

### RED ZONE DEFENSE

29th 64.1%

### TAKEAWAYS

T-29th 21

### TOTAL OFFENSE

19th 341.8

### PASSING OFFENSE

20th 228.1

### RUSHING OFFENSE

14th 113.7

### SCORING OFFENSE

20th 21.3

### SACKS ALLOWED

T-31st 58

### THIRD DOWN OFFENSE

29th 31.9%

### RED ZONE OFFENSE

T-13th 58.0%

### GIVEAWAYS

31st 35

## HOW THEY MATCHED UP - STATISTICAL LEADERS -2019

Category	Raiders	No.	Category	Panthers	No.
Passing Yards	Carr	4,054	Passing Yards	Allen	3,322
Passer Rating	Carr	100.8	Passer Rating	Allen	80.0
Completion Percentage	Carr	70.4	Completion Percentage	Allen	62.0
Rushing Yards	Jacobs	1,150	Rushing Yards	McCaffrey	1,387
Rushing Touchdowns	Jacobs	7	Rushing Touchdowns	McCaffrey	15
Receptions	Waller	90	Receptions	McCaffrey	116
Receiving Yards	Waller	1,145	Receiving Yards	Moore	1,175
Receiving Touchdowns	Williams	6	Receiving Touchdowns	Samuel	6
Scrimmage Yards	Jacobs	1,316	Scrimmage Yards	McCaffrey	2,392
First Downs	Jacobs	61	First Downs	McCaffrey	115
Tackles	Whitehead	108	Tackles	Kuechly	144
Sacks	Crosby	10.0	Sacks	Addison	9.5
Interceptions	Harris	3	Interceptions	Three Tied	3
Forced Fumbles	Crosby	4	Forced Fumbles	Butler	3
Special Teams Tackles	Nixon	9	Special Teams Tackles	Jones	8
Punt Return Avg.	Davis	8.5	Punt Return Avg.	McCloud	8.2
Kick Return Avg.	Davis	21.6	Kick Return Avg.	White	22.6
Scoring/Non-Kicking	Jacobs	42	Scoring/Non-Kicking	McCaffrey	116
Scoring	Carlson	91	Scoring	McCaffrey	116



## COMMITMENT TO EXCELLENCE

The Raiders – who began play in the American Football League in 1960 – enter their 61st year of professional football competition, including the last 49 as a member of the National Football League.

In six memorable decades – the 1960s, '70s, '80s, '90s, 2000s and 2010s – the Raiders have been dominant in professional football since Al Davis first pledged in 1963 to build the finest organization in pro sports.

During these decades of dominance, the Raiders have won an AFL championship, four American Football Conference championships, and three world championships of professional football, participated in five Super Bowls, played in 14 championship games, won or tied for 17 division championships, had 22 playoff seasons, finished 35 seasons at .500 or better and played in 44 postseason games.

Pro football's dynamic organization placed first in the AFC West in 2000, 2001 and 2002 despite playing among the toughest schedules in the NFL in each of those seasons. With their appearance in Super Bowl XXXVII, the Raiders became the first NFL team to have had a season end in the Super Bowl in four different decades.

The Raiders are the only team to have been in Super Bowls in the '60s, the '70s, the '80s and the 2000s.

The Silver and Black are the only AFC team – and one of just two NFL teams (Minnesota) – to have a season that advanced to the conference championship game in the '60s, the '70s, the '80s, the '90s and the 2000s.

The Raiders are one of only three original AFL teams to have captured three world championships of professional football with Super Bowl victories. The Raiders are one of only five AFC teams to have won more than one Super Bowl since 1980.

In their five Super Bowl appearances, the Raiders have been led by four head coaches and started four quarterbacks.

With four postseason victories, the Raiders were the first of the AFC West teams to win multiple postseason contests in the new millennium by six years.

Since 1963, when Al Davis first took over the failing Oakland franchise that had struggled to win only nine of 42 league games in the initial three seasons of the new AFL and pledged to build the finest organization in sports, the Raiders have dominated professional football in terms of consistent victory. During the memorable 60 years in Oakland and Los Angeles, the Raiders won 473 league games, tied 11 and lost 432.

"Commitment to Excellence" has never been an idle phrase to those who have proudly represented the Raiders organization during the '60s, '70s, '80s, '90s and the new millennium as shown by their domination of pro football.

More than 20 of the great players who proudly wore the Silver and Black, as well as Owner-Leader Al Davis and legendary Head Coach John Madden, have been enshrined in the Pro Football Hall of Fame. The Raiders have also produced six Coaches of the Year.

In addition, 72 Pro Bowl players have earned 204 Pro Bowl selections representing the Silver and Black. In 1970, as the Raiders began their second decade of play, the merger between the AFL and NFL became a reality on the field. In the 1970 through 2012 period of interconference play, the Raiders compiled a remarkable 92-77-1 record against present National Football Conference rivals.

Another innovation came to professional football in 1970 – "Monday Night Football." The Raiders' domination of this prime-time television series has seen the Silver and Black build a 40-29-1 record in Monday night play. In the 50 years of this series, the Raiders are 18-9-0 in "Monday Night Football" games at home.

Through the decades – the '60s, '70s, '80s, '90s, 2000s and now the 2010s – the Raiders have had the greatest players, the greatest coaches, the greatest plays and participated in the greatest games in the annals of professional sports.

Challengers to Raider domination of professional football will arise as they have in the '60s, '70s, '80s, '90s and the new millennium. The Raider organization will continue to meet these challenges.



**SUPER BOWL**  
**LXI**

**SUPER BOWL**  
**XV**

**SUPER BOWL**  
**XVIII**

## THE GENERAL MANAGER



Mike Mayock was named General Manager of the Raiders on Dec. 31, 2018, becoming just the third general manager in Raiders franchise history. Mayock previously served as an Emmy-nominated analyst and draft expert for the NFL Network and handled color commentary duties in the broadcast booth for both college and NFL games before joining the Silver and Black.

Mayock applied his expertise in player evaluation immediately, providing his own stamp on the Raiders' roster. His moves in free agency brought Pro Bowl tackle Trent Brown, wide receiver Tyrell Williams and defensive back Lamarcus Joyner to the Silver and Black during the 2019 early free agency period. The Raiders brought in a larger free agent haul in 2020, signing 12 new unrestricted free agents to address needs on both sides of the ball. The Raiders signed several potential starters on defense, bolstering the defensive line with the additions of defensive tackle Maliek Collins and defensive end Carl Nassib, the linebacker corps by signing Nick Kwiatkoski and Cory Littleton, while adding safeties Damarius Randall and Jeff Heath to the secondary. On offense, Mayock tabbed quarterback Marcus Mariota and future Hall of Fame tight end Jason Witten to provide depth and leadership.

Mayock's second NFL Draft with the Silver and Black in April saw the Raiders add speed, toughness and a desire for competition, identified as key "Raider traits," with seven picks through just four rounds. Roster needs at wide receiver and cornerback were addressed early, as explosive Alabama wide receiver Henry Ruggs III, the fastest player in the draft, and versatile Ohio State cornerback Damon Arnette were taken in the first round. Without a second-round pick, Mayock used three third-round selections to nab playmaking running back Lynn Bowden Jr. from Kentucky, South Carolina wide receiver Bryan Edwards and Clemson linebacker Tanner Muse. On the draft's third day, Mayock used a second draft-day trade to move up and select Clemson guard John Simpson, the fifth player plucked from "Death Valley" by the Raiders in two years, before rounding out the class by drafting Louisiana Tech cornerback Amik Robertson later in the fourth round.

In his first NFL Draft at the helm, Mayock and Head Coach Jon Gruden used four picks among the top-40 players selected to assemble a group of "foundational" standouts. The Raiders selected defensive lineman Clelin Ferrell from Clemson with the fourth-overall pick before adding Alabama running back Josh Jacobs and Mississippi State safety Johnathan Abram with late first-round selections. Mayock executed two trades on the draft's second day to move back to the 40th-overall spot, selecting Clemson defensive back Trayvon Mullen and netting additional fourth and fifth-round picks. The Raiders were involved in five draft-day trades in total, trading up in the fifth round to pick Clemson wide receiver Hunter Renfrow, helping complete a draft haul that earned plaudits from around the NFL.

In addition, five rookie free agents who signed with the Silver and Black immediately after the draft spent significant time on the active roster during the 2019 season, including fullback Alec Ingold, who was selected as Pro Bowl alternate, and punter A.J. Cole, who placed 33 punts inside the 20-yard line, tied for the third-most in Raiders history.

The Raiders' 2019 rookie class registered as one of the most immediately impactful in team history, producing the PFWA Offensive Rookie of the Year Award winner in Jacobs, while rookie defensive end Maxx Crosby, a fourth-round selection, finished the year as an AP Defensive Rookie of the Year finalist. As a whole, the 2019 draft class led the NFL in sacks (14.5), touchdowns from scrimmage (17), rushing yards (1,167), rushing touchdowns (seven), rushing first downs (60) and yards after catch (676), while finishing second in receptions (107), receiving yards (1,112) and first-down receptions (62).

Prior to assembling talent for the Raiders, Mayock's NFL Draft analysis had been one of the most respected voices among media, NFL front office personnel and team scouting departments. His expertise featured within the NFL Network's extensive coverage of the NFL Draft, including the show "Path To The Draft," as well as the network's exclusive coverage of the NFL Scouting Combine and the Reese's Senior Bowl.

Outside of the studio, Mayock served as the television analyst for the Philadelphia Eagles' preseason games since 2015. He also served as a game analyst for NFL Network's broadcasts of the Senior Bowl and East-West all-star game, as well as preseason analyst for the Minnesota Vikings for several seasons.

In 2010, Mayock became the color commentator for NBC's coverage of Notre Dame football, teaming with play-by-play announcer Tom Hammond. In January 2011, he teamed with Hammond to call NBC's broadcast of the NFC Wild Card playoff game between the New Orleans Saints and the Seattle Seahawks. The following year, he called an AFC Wild Card contest featuring the Cincinnati Bengals and the Houston Texans.

Mayock teamed with Brad Nessler to call the NFL Network's Thursday Night Football package from 2011-2013. Prior to joining NFL Network, Mayock served as a college football analyst for ABC Sports (2001-03), Fox Sports Net (2000), and CBS Sports (1996-99). He also covered the NCAA Men's Basketball Tournament as a reporter for CBS (1997-99). From 1993-95, Mayock worked on ESPN's coverage of the Canadian Football League.

A 10th-round pick in the 1981 NFL Draft by the Pittsburgh Steelers, Mayock then played for the New York Giants from 1982-83. He is a member of the Boston College Hall of Fame, where he captained both the football and baseball teams. Mayock graduated from Boston College in 1980.

Mayock and his wife Amanda have four children (Leigh, Michael, Mackenzie and Jack).

## RECAPPING MAYOCK'S FIRST TWO DRAFTS

### 2019 DRAFT CLASS

Round	Round Pick	Overall Pick	Position	Player	School
1	4	4	DE	Clelin Ferrell	Clemson
1	24	24^	RB	Josh Jacobs	Alabama
1	27	27%	S	Johnathan Abram	Mississippi State
2	8	40\$	CB	Trayvon Mullen	Clemson
4	4	106	DE	Maxx Crosby	Eastern Michigan
4	27	129%	CB	Isaiah Johnson	Houston
4	35	137&	TE	Foster Moreau	LSU
5	11	149#	WR	Hunter Renfrow	Clemson
7	16	230&	DE	Quinton Bell	Prairie View A&M

^ Acquired 24th overall selection (RB Josh Jacobs) and 196th overall selection (later traded to New York Jets), in addition to 2020 first- and third-round selections from Chicago in exchange for DE Khalil Mack and 2020 second- and conditional fifth-round selection on Sept. 1, 2018.

% Acquired 27th overall selection (S Johnathan Abram) from Dallas in exchange for WR Amari Cooper on Oct. 22, 2018.

\$ Acquired 40th overall selection (CB Trayvon Mullen) and 158th overall selection from Buffalo in exchange for 38th overall selection (eventually became T Cody Ford), acquired from Jacksonville along with 109th overall selection in exchange for 35th overall selection (eventually became T Jawaan Taylor), 140th overall selection (eventually became RB Ryquell Armstead) and 235th overall selection (eventually became DT Dontavious Russell).

% Acquired 129th overall selection (CB Isaiah Johnson) and 135th overall selection from Indianapolis in exchange for 109th overall selection (eventually became S Khari Willis).

& Acquired 137th overall selection (TE Foster Moreau) and 230th overall selection (DE Quinton Bell) from Atlanta in exchange for 135th overall selection (eventually became DE John Charleston).

# Acquired 149th overall selection (WR Hunter Renfrow) from Cincinnati in exchange for 158th overall selection (eventually became CB Michael Jackson) and 218th overall selection (eventually became RB Mike Weber).

### 2020 DRAFT CLASS

Round	Round Pick	Overall Pick	Position	Player	School
1	12	12	WR	Henry Ruggs III	Alabama
1	19	19^	CB	Damon Arnette	Ohio State
3	16	80	WR	Lynn Bowden Jr.	Kentucky
3	17	81^	WR	Bryan Edwards	South Carolina
3	36	100+	LB	Tanner Muse	Clemson
4	3	109*	G	John Simpson	Clemson
4	33	139+	CB	Amik Robertson	Louisiana Tech

^ Acquired 19th overall selection (CB Damon Arnette) and 81st (WR Bryan Edwards) overall selection in the 2020 NFL Draft, in addition to the 24th overall selection (eventually became RB Josh Jacobs) and 196th overall selection in the 2019 NFL Draft (later traded to New York Jets, eventually became CB Blessuan Austin) from Chicago in exchange for DE Khalil Mack and 2020 43rd (eventually became TE Cole Kmet) and 226th (G Arlington Hambright) overall selections on Sept. 1, 2018.

+ Acquired 100th (LB Tanner Muse), 139th (CB Amik Robertson) and 172nd overall selections in the 2020 NFL Draft from the New England Patriots in exchange for the 91st (originally acquired from Seattle through Houston in exchange for CB Gareon Conley on Oct. 20, 2019 and eventually became TE Devin Asiasi) and 159th (eventually became K Justin Rohrwasser) overall selections.

\* Acquired 109th overall selection (G John Simpson) in the 2020 NFL Draft from the Detroit Lions in exchange for the 121st (eventually became G Logan Stenberg) and 172nd (eventually became RB Jason Huntley) overall selections.

## COACH GRUDEN QUICK HITS

- The Raiders ranked in the top-seven in total offense in three of Gruden's first four seasons in Oakland, including the top-three in rushing twice and the top-seven in passing once. Defensively, Gruden's units twice ranked among the league's top-10 in total defense, including the fifth-overall rush defense in 2000 and two top-nine finishes in passing defense. Gruden's rush defense in 2019 also ranked eighth, the first time the club has earned a top-10 finish in rush defense since 2002.

### ---- DIVISION TITLES -----

TEAM	YEAR	RECORD
Oakland	2000	12-4
Oakland	2001	10-6
Tampa Bay	2002	12-4
Tampa Bay	2005	11-5
Tampa Bay	2007	9-7

- As a head coach, he has seen 24 different players combine for 42 Pro Bowl selections. He has also coached recipients of the Associated Press' Defensive Rookie of the Year (Charles Woodson - 1998), Defensive Player of the Year (Derrick Brooks - 2002) and Offensive Rookie of the Year (Carnell "Cadillac" Williams - 2005) Awards. Additionally, Rich Gannon was tabbed for the Maxwell Club's Bert Bell Award as the league's Most Valuable Player in 2000.
- Under Gruden, Tampa Bay posted three top-15 finishes in passing offense and boasted five top-five defenses, including the league's overall leader in defense in both 2002 (252.8 avg.) and 2005 (277.8 avg.).

## GRUDEN VS. '20 OPPONENTS

Raiders **Head Coach Jon Gruden** enters the third season of his second stint at the helm of the Silver and Black, bringing a 106-102 career regular season record over 13 seasons. In his first four seasons with the Raiders from 1998-2001, Gruden posted a 38-26 record with two postseason appearances before recording a 57-55 record with the Buccaneers from 2002-08. Over his career, Gruden has posted a .500 record or better against eight of the Raiders' 2020 opponents.

### AFC West:

Denver Broncos: 3-11  
 Kansas City Chiefs: 7-7  
 Los Angeles Chargers: 9-5

### AFC East:

Buffalo Bills: 2-1  
 Miami Dolphins: 1-3  
 New England Patriots: 0-1  
 New York Jets: 2-2

### AFC South:

Indianapolis Colts: 3-3

### AFC North:

Cleveland Browns: 3-0

### NFC South:

Atlanta Falcons: 10-5  
 Carolina Panthers: 6-9  
 New Orleans Saints: 8-7  
 Tampa Bay Buccaneers: 1-0



## GRUDEN BY THE NUMBERS

**.510** regular season winning percentage as a head coach (106-102).

**.606** winning percentage at home as a head coach with a 63-41 mark.

**49-47** regular season record as head coach of the Raiders.

**2** times (2000, 2002) Gruden has taken his team to the conference championship.

**3** times his defensive units have led the NFL in passing defense: 2002 (155.6 avg.) 2004 (161.2 avg.) and 2007 (170.5 avg.).

**5** times a Gruden-led team has appeared in the postseason following a division championship: 2000, 2001, 2002, 2005, 2007.

**6** times he has coached his team to a season of nine victories or more, including four seasons where his club has earned double-digit wins.

**8** seasons where his team has concluded the year with a positive turnover differential. Over his 13 years as a head coach, his teams have totaled a turnover differential of +27.


**31** occurrences where the quarterback of Gruden's team has passed for at least 300 yards in a single contest.

**235** interceptions recorded by Gruden in his 208 regular season games as head coach for an interception/game ratio of 1.11.

**19** times his teams have held opponents to three points or less, including six contests that saw his team shutout the opponent.

**13** takeaways were recorded by his club during the 2002 playoffs. No team has recorded more takeaways in a single postseason dating back to 2000. An incredible 41 points were generated from the 13 forced turnovers.

**1** Super Bowl title with the Tampa Bay Buccaneers in Super bowl XXXVII.



# HEAD COACH JON GRUDEN'S WIN/LOSS BREAKDOWN

2019 Season.....

Jon Gruden Career.....

	Overall	vs. AFCW	Home	Road	Overall	vs. AFCW	Home	Road
<b>Overall</b>	7-9	3-3	5-3	2-6	106-102	24-28	63-41	43-61
<b>On grass</b>	5-6	3-3	4-3	1-3	85-78	23-25	62-41	23-36
<b>On artificial surfaces</b>	2-3	0-0	1-0	1-3	21-24	1-3	1-0	20-24
<b>When scoring first</b>	6-7	3-2	4-3	2-4	75-35	14-11	47-14	28-22
<b>When opponent scores first</b>	1-2	0-1	1-0	0-3	31-68	10-17	16-27	15-39
<b>In overtime</b>	0-0	0-0	0-0	0-0	6-7	2-1	2-4	4-3
<b>When leading after first quarter</b>	4-2	3-1	2-2	2-0	58-22	15-8	33-7	25-15
<b>When leading at halftime</b>	7-2	3-0	5-1	2-1	79-20	15-5	48-8	31-12
<b>When leading after third quarter</b>	5-2	3-0	3-1	2-1	83-18	17-8	47-7	35-11
<b>When trailing after first quarter</b>	1-3	0-1	1-0	0-3	24-54	6-14	9-22	15-31
<b>When trailing at halftime</b>	0-6	0-3	0-1	0-5	19-73	7-21	11-29	8-43
<b>When trailing after third quarter</b>	1-7	0-3	1-2	0-5	17-76	6-18	11-30	6-46
<b>When tied at halftime</b>	0-1	0-0	0-1	0-0	8-9	2-2	4-4	4-5
<b>On Sunday</b>	5-9	1-3	3-3	2-6	97-86	19-24	56-35	41-51
<b>On Monday</b>	1-0	1-0	1-0	0-0	6-8	3-2	5-3	1-5
<b>On Thursday</b>	1-0	1-0	1-0	0-0	1-3	1-0	1-0	0-3
<b>Day games (before 5 p.m. PT)</b>	5-9	1-3	3-3	2-6	93-85	17-19	55-37	38-48
<b>Night games (after 5 p.m. PT)</b>	2-0	2-0	2-0	0-0	13-16	6-6	8-3	5-13
<b>When team had 100-yard rusher</b>	3-2	0-1	3-0	0-2	29-9	4-3	22-4	7-5
<b>When team had 100-yard receiver</b>	2-5	2-2	1-1	1-4	28-39	8-12	15-16	13-23
<b>When team had 300-yard passer</b>	0-1	0-1	0-0	0-1	14-17	4-5	8-7	6-10
<b>When opponent had 100-yard rusher</b>	1-2	1-0	1-1	0-1	15-35	4-10	9-12	6-23
<b>When opponent had 100-yard receiver</b>	2-4	1-1	2-2	0-2	26-33	7-7	16-14	10-19
<b>When opponent had 300-yard passer</b>	1-4	0-1	1-2	0-2	9-13	2-3	5-5	4-8

# DRAFT HIGHLIGHTS - 2014

## Second Round - QB Derek Carr (No. 36 overall)



**Career:** Started 94 games over his career, passing for 22,793 yards on 2,120-of-3,313 passing (64.0 pct.) with 143 touchdowns, 62 interceptions and a 90.7 passer rating...Became the Raiders all-time leader in passing yards in Week 2 last season...Third all-time on the club's passing touchdowns list...Started in all 16 contests in 2019 and completed 361-of-513 pass attempts for a career-high 70.4 completion percentage and 4,054 passing yards while adding 21 touchdowns to just eight interceptions for a career-high passer rating of 100.8...His 4,054 passing yards ranks second in single-season franchise annals...Broke his previous franchise record for highest completion percentage in club history by completing 70.4 percent of his passes...His passer rating of 100.8 ranks second in franchise history to Ken Stabler (103.4 - 1976) for highest passer rating during a single season...Became the first quarterback in franchise history to throw for 4,000 yards in multiple seasons...Has totaled 18 career fourth-quarter comebacks, the most by a player in NFL history through a player's first six seasons...Recorded his 20th touchdown pass of the season in Week 16 and joined Peyton Manning, Dan Marino, Russell Wilson, Andrew Luck, Eli Manning and Matt Ryan as the only quarterbacks in NFL history with at least five seasons with 20 touchdown passes in their first six years...His 16 career fourth quarter comebacks rank first in NFL history through a player's first five seasons...Most completions (1,759) in NFL history through a player's first five years...Passed for a career-high 4,049 yards in 2018, while also achieving career bests in completion percentage (68.9 percent), passes completed (381) and yards per attempt (7.3 avg.)...Set a franchise record with 332 consecutive pass attempts without an interception...In Week 2 of 2018, became the first quarterback in NFL history to complete at least 90 percent of his passes while also recording at least 30 pass attempts...Joined Peyton Manning as the only two quarterbacks in NFL history to complete at least 300 passes in each of their first five seasons...His 122 touchdowns through the air rank seventh in NFL history through a player's first five seasons...In 2017, Passed for 3,496 yards, completing 323 of his 515 attempts for 22 touchdowns and 13 interceptions, earning a passer rating of 86.4...In Week 15 of 2017, became just the fifth quarterback in NFL history to throw for 100 touchdowns in his first four seasons...Started 15 games in 2016 before having his season cut short due to injury...Threw for 3,937 yards on 357-of-560 passing with 28 touchdowns to just six interceptions...Posted a career-best 96.7 quarterback rating...Recorded seven game-winning/fourth-quarter comeback drives in 2016, a franchise record...He became the first quarterback in NFL history with five game-winning touchdown passes in the fourth quarter or overtime in a season...Became the first player in franchise history to record 3,000 passing yards in each of his first three seasons...Started all 16 games for the second straight year in 2015, throwing for 3,987 yards on 350-of-573 passing (61.1 percent) with 32 touchdowns and 13 interceptions with a 91.1 rating...Led the NFL with 13 touchdown passes of 25-plus yards...Set every franchise-rookie passing record in 2014 and ranked first among 2014 rookies with 348 completions (second all-time among rookies), 3,270 passing yards (11th among rookies) and 21 touchdowns (T-6th among rookies).

**Honors/Awards:** Named the team's nominee for the Art Rooney Sportsmanship Award for the fourth consecutive season in 2019, an award presented each year to an NFL player who best demonstrates the qualities of on-field sportsmanship, including fair play, respect for the game and opponents, and integrity in competition...Named the team's Ed Block Courage Award Recipient in 2017, an award presented to the player who exemplifies a commitment to the principles of sportsmanship and courage...Earned FedEx Air Player of the Week in Week 7 of 2017 for his 417-yard, three touchdown performance in the Thursday Night victory over the Chiefs...Named the Castrol Edge Clutch Performer of the Year in 2016 and was the only player in the NFL to win the weekly award multiple times (four)...Named the recipient of the Raiders' prestigious Commitment to Excellence Award in 2016, given to the Raider who best exemplifies hard work, leadership, and excellence on and off the field throughout the season...Selected to his second consecutive Pro Bowl in 2016...Named the Castrol Edge Clutch Performer of the Week for his Week 1 game-winning drive against the New Orleans Saints in 2016...Named the Castrol Edge Clutch Performer of the Week in Week 4 at Baltimore in 2016...Named the AFC Offensive Player of the Week, Castrol Edge Clutch Performer of the Week and FedEx Air Player of the Week for his record-setting performance at Tampa Bay in Week 8 of 2016...He threw for a franchise-record 513 yards, including a 41-yard TD pass to WR Seth Roberts with 1:45 remaining in overtime, completing 40-of-59 passes with four TDs for a 117.4 passer rating...Named the Castrol Edge Clutch Performer of the Week in Week 12 vs. Carolina in 2016, leading the Raiders to a 35-32 comeback win...Named to his first Pro Bowl in 2015...Named the Castrol Edge Clutch Performer of the Week for his Week 2 game-winning drive against the Baltimore Ravens in 2015...Named the Castrol Edge Clutch Performer of the Week in Week 12 at Tennessee in 2015...Named to Sports Illustrated's All-Rookie Team in 2014.

### DEREK CARR'S CAREER STATISTICS

Year	Team	GP	GS	PASSING										RUSHING				
				Att.	Cmp.	Yds.	Pct.	Yds./Att.	TD	INT	Lg.	Sk./Lst.	Rtng.	Att.	Yds.	Avg.	Lg.	TD
2014	Oakland	16	16	599	348	3,270	58.1	5.5	21	12	77t	24/149	76.6	29	92	3.2	41	0
2015	Oakland	16	16	573	350	3,987	61.1	7.0	32	13	68t	31/230	91.1	33	138	4.2	24	0
2016	Oakland	15	15	560	357	3,937	63.8	7.0	28	6	75t	16/79	96.7	39	70	1.8	13	0
2017	Oakland	15	15	515	323	3,496	62.7	6.8	22	13	87t	20/101	86.4	23	66	2.9	32	0
2018	Oakland	16	16	553	381	4,049	68.9	7.3	19	10	66	51/299	93.9	24	47	2.0	15	1
2019	Oakland	16	16	513	361	4,054	70.4	7.9	21	8	75	29/184	100.8	27	82	3.0	15	2
<b>Totals</b>		<b>94</b>	<b>94</b>	<b>3,313</b>	<b>2,120</b>	<b>22,793</b>	<b>64.0</b>	<b>6.9</b>	<b>143</b>	<b>62</b>	<b>87t</b>	<b>171/1,042</b>	<b>90.7</b>	<b>175</b>	<b>495</b>	<b>2.8</b>	<b>41</b>	<b>3</b>

## DRAFT HIGHLIGHTS - 2014



### Third Round - G Gabe Jackson (No. 81 overall)

**Career:** Started in all 11 appearances and helped the team rank eighth in fewest sacks allowed in 2019 with 29... Missed games 1-5 of the 2019 season with a knee injury...Has become a dominant force on the offensive line and one of the best guards in the NFL, starting 83 games over his career at left and right guard...Started all 15 appearances in 2017, helping block for an offensive line that finished tied third in the NFL in sacks surrendered (24)...Started all 16 games in 2016 at right guard, moving over from left guard after the team signed G/T Kelechi Osemele in free agency... Helped hold the Raiders' sacks allowed total to just 18, fewest by the club since the 1970 AFL-NFL merger...Started all 16 games at left guard in 2015 for the first time in his career...Earned the starting left guard job during training camp in 2014 and went on to play in 13 games with 12 starts...Became the first rookie OL to start at least 10 games for the Raiders since Stefen Wisniewski started 15 in 2011.

## DRAFT HIGHLIGHTS - 2018



### First Round - T Kolton Miller (No. 15 overall)

**Career:** Started in all 16 contests for the second consecutive season and helped the team finish eighth in sacks allowed (29)...Helped the team post four clean sheets in 2019, one of five teams in the NFL to do so...In 2018, became the first rookie offensive lineman to start every contest for the Raiders since 2011, and just the 16th Raiders rookie overall to do so since the 1970 AFL-NFL merger...Has started in all 32 NFL contests at left tackle.

**College:** Played three seasons at UCLA after redshirting as a true freshman...Appeared in 31 games with 23 starts over his career, seeing action at both left and right tackle...Started all 13 games at left tackle as a redshirt junior in 2017...Named to All-Pac-12 Conference Second Team by the league's coaches...Blocked for UCLA QB Josh Rosen, the 10th overall pick by the Arizona Cardinals in the 2018 NFL Draft.



### Third Round - T Brandon Parker (No. 65 overall)

**Career:** Made 10 appearances and three starts in 2019...Started in Weeks 14-17 with due to injuries on the offensive line...Appeared in 15 contests and made 12 consecutive starts to finish his rookie campaign.

**College:** Played four seasons at North Carolina A&T, starting all 48 games of his career at left tackle...Never missed a start throughout his career...Was a three-time FCS All-American at left tackle (2015-17)...Named the Mid-Eastern Athletic Conference Offensive Lineman of the Year for three straight years from 2015-17...Did not surrender a sack for his entire collegiate career.



### Third Round - DE Arden Key (No. 87 overall)

**Career:** Placed on the Reserve/Injured List ahead of Week 10...Recorded four tackles and two sacks in seven appearances...Recorded a sack in back-to-back weeks (Weeks 8-9)...Appeared in 16 contests and made 10 starts as a rookie... Was one of just two rookies on the team to appear in all 16 games...Tallied 30 tackles (21 solo) and one sack.

**College:** Played three seasons at LSU (2015-17), appearing in 31 games and making 28 starts...Career totals include 130 tackles (59 solo), 26.5 tackles for loss and 21 sacks...Was named Associated Press All-SEC First Team in both 2017 and 2016...Recorded a school-record 12 sacks as a junior, while his 21 total sacks are tied for third-most in school history.



### Fifth Round - DT Maurice Hurst (No. 140 overall)

**Career:** Appeared in all 16 contests and made four starts in 2019, logging 18 tackles (11 solo), 3.5 sacks, one INT, three passes defended and two fumble recoveries...The only defensive tackle in the NFL to record at least three sacks, two fumble recoveries and one INT...Recorded his first career INT in Week 14 and returned it 55 yards...Posted his first career multi-sack game in Week 5 against the Chicago Bears...Appeared in 13 games and made 10 starts as a rookie, compiling 31 tackles (26), four sacks, three passes defended and one forced fumble...Led the team in sacks and finished tied for 10th in team history for most sacks in a rookie season.

**College:** Four-year letterman who played in 46 games during at Michigan and made 17 starts...Career totals include 133 tackles (64 solo), 33.5 tackles for loss, 12.5 sacks, three passes defended, two forced fumbles, one fumble recovery and one blocked kick...In 2017, was a Consensus All-American, the team's Bo Schembechler Award winner as Most Valuable Player, Associated Press All-American First Team and Football Writers Association All-Big Ten First Team.

## DRAFT HIGHLIGHTS - 2019



### First Round - DE Clelin Ferrell (No. 4 overall)

**2019:** Started 15 games and compiled 38 tackles (24 solo), 4.5 sacks, one fumble recovery and five passes defended... His 2.5 sacks in Week 10 marked the third-best single-game sack performance by a Raiders rookie in franchise history.

**College:** A three-year starter at Clemson, started in 44 games and totaled 166 tackles, including 50 for loss, 27 sacks, seven passes defended, five forced fumbles and two fumble recoveries...His 27 career sacks rank tied for fourth-most in school history...In 2018, earned first-team All-ACC honors and was named ACC Defensive Player of the Year...Won the Ted Hendricks Award, given to the nation's top defensive end.



### First Round - RB Josh Jacobs (No. 24 overall)

**2019:** Started 13 games and rushed for 1,150 yards with seven touchdowns, adding 20 receptions for 166 yards...Became the first rookie and just the 12th player in Raiders history to rush for 1,000 yards in a single season...Became the first player in franchise history to record two rushing touchdowns in his NFL debut in Week 1...Tied Mark van Eeghen for fourth-most 100-yard rushing performances (five) during a single-season in franchise history..Finished ranked first amongst all rookie rushers in the NFL in rushing yards (1,150) and rushing touchdowns (seven).

**College:** Appeared in 42 games over three years at Alabama...Totaled 251 carries for 1,491 yards with 16 touchdowns, adding 48 receptions for 571 yards and five touchdowns...As a kick returner, he returned 19 kickoffs for 514 yards,

including one for a touchdown.



### First Round - S Johnathan Abram (No. 27 overall)

**2019:** Made his NFL debut at safety in Week 1 and recorded five tackles and one pass defended...Was placed on Reserve/Injured List on Sept. 11, 2019.

**College:** Played two seasons at Mississippi State after transferring from Jones County Junior College...Appeared in 26 games and made 18 starts, totaling 170 tackles, including 14 for loss, five sacks, two interceptions, 10 passes defended, three forced fumbles and one fumble recovery...Led all SEC defensive backs with 99 tackles in 2018.



### Second Round - CB Trayvon Mullen (No. 40 overall)

**2019:** Appeared in all 16 games with 11 starts, compiling 48 tackles (40 solo), one interception and 10 passes defended...His 10 passes defended rank tied for third amongst all rookies in the NFL this season.

**College:** Played three seasons at Clemson, appearing in 41 games with 26 starts, totaling 93 tackles, four interceptions, 12 passes defended and one forced fumble...Named a second-team All-ACC selection in 2018 and an All-ACC honorable mention in 2017...Earned 2018 College Football Playoff National Championship Defensive MVP honors after recording six tackles, one sack, one interception and one forced fumble in a victory against No.1 Alabama.



### Fourth Round - DE Maxx Crosby (No. 106 overall)

**2019:** Appeared in 16 games with 10 starts and tallied 46 tackles (35 solo), 10 sacks, four passes defended and four forced fumbles...Ranked second in the NFL among rookies with 10 sacks and finished with the second-most sacks by a rookie in franchise history...Became only the fifth rookie since 2000 to record double-digit sacks and at least four forced fumbles in their rookie season...Is just the second Raider in franchise history to record at least 10 sacks and 15 tackles for loss in a single season.

**College:** Two-year starter at Eastern Michigan who appeared in 37 games and totaled 162 tackles (73 solo), including 41 for loss, 20 sacks, one INT returned for a TD, four passes defended, eight forced fumbles and four fumble recoveries, including one returned for a TD...Finished his career ranked second in school history in both tackles for loss (41) and sacks (20).



### Fourth Round - CB Isaiah Johnson (No. 129 overall)

**2019:** Was placed on Reserve/Injured List on Sept. 2, 2019 and returned to action ahead of Week 10...Appeared in four games and recorded one pass defended...Added one tackle on special teams.

**College:** Four-year letterman who appeared in 45 games during his career at Houston...Converted from wide receiver to cornerback for his final two seasons and made 15 starts, totaling 115 tackles (88 solo), 16 passes defended and four interceptions.



### Fourth Round - TE Foster Moreau (No. 137 overall)

**2019:** Appeared in 13 games and made seven starts, compiling 21 receptions for 174 yards and five touchdowns...Ranked first in the NFL among rookie tight ends with five touchdowns...Was placed on Reserve/Injured List on Dec. 10, 2019.

**College:** Played in 49 games during his four-year career at LSU and made 32 starts...Totaled 52 receptions for 629 yards with six touchdowns...Ranks seventh in program history for most receptions (52) and tied for fourth for most touchdowns (six) by a tight end.



### Fifth Round - WR Hunter Renfrow (No. 149 overall)

**2019:** Appeared in 13 games with four starts, totaling 49 receptions for 605 yards and four touchdowns...Registered two 100-yard receiving contests and was one of just four rookies in the NFL with multiple 50-yard receiving touchdowns on the season.

**College:** Four-year starter who appeared in 55 games during his career at Clemson and made 47 starts...His 47 starts are the most by a receiver in program history...Career totals include 186 receptions for 2,133 yards with 15 touchdowns...Left Clemson ranked fifth in receptions (186) and 11th in receiving yards (2,133)...Posted CFP records with 37 receptions and four touchdowns in seven career playoff games, helping Clemson win two National Championships in 2016 and 2018.



## DRAFT HIGHLIGHTS - 2020



### First Round - WR Henry Ruggs III (No. 12 overall)

**College:** Three-year player who appeared in 41 games during his time with Alabama (2017-19)...Finished his career ranked third in program history with 24 receiving TDs...Ranked sixth in Alabama history with an average of 17.5 yards per catch over his career (minimum of 50 receptions)...Compiled 98 receptions for 1,716 yards over his three seasons, adding two rush attempts for 75 yards and a score.




### First Round - CB Damon Arnette (No. 19 overall)

**College:** Spent five years at Ohio State from 2015-19, appearing in 53 games...Totaled 140 tackles (104 solo), five INT including one returned for a TD, 27 passes defended, two forced fumbles and one fumble recovery...Earned All-Big Ten conference honors three times, including second team accolades by the coaches and media in 2019.



### Third Round - WR Bryan Edwards (No. 81 overall)

**College:** Four-year starter who appeared in 48 games during his career at South Carolina (2016-19)...A second-team All-SEC selection (coaches), Steve Wadiak MVP, Steve Spurrier Award winner (Offensive MVP) and permanent team captain...Set school records for consecutive games with a catch (48), career receptions (234) and career receiving yards (3,045), while also ranking third in school history with 22 career receiving TDs, one behind WRs Sidney Rice and Alshon Jeffery...Led all Power 5 schools and was third among all Division I receivers in career receptions and career receiving yards.



### Third Round - LB Tanner Muse (No. 100 overall)

**College:** Spent five years at Clemson from 2015-19, appearing in 59 games with 39 starts as a safety...Finished his collegiate career with 192 career tackles (105 solo), four sacks, seven INTs including one returned for a TD, 15 pass breakups, one forced fumble and one fumble recovery returned for a TD...Left Clemson tied for second for the most career games played (59) in school history...As a senior in 2019, named a Thorpe Award semifinalist, presented annually to the nation's top defensive back.



### Fourth Round - G John Simpson (No. 109 overall)

**College:** Four-year letterman at Clemson (2016-19), appearing in 50 games with 29 starts...Was a consensus All-American and First-Team selection of the AFCA, FWAA, Sporting News and WCFF...Named second-team All-American by the Associated Press...Became the sixth Clemson offensive lineman to earn consensus All-American honors, joining Harry Olszewski (1967), Stacy Long (1990), Jeb Flesch (1991), Stacy Seegars (1993) and Mitch Hyatt (2018).



### Fourth Round - CB Amik Robertson (No. 139 overall)

**College:** Played three seasons for Louisiana Tech (2017-19), starting in all 38 contests and compiling 184 tackles (138 solo), including 23 for loss, four sacks, 14 INTs including three returned for TDs, 48 passes defended, two forced fumbles and two fumbles recoveries...His 48 passes defended ranked second among active career leaders with eight-fewer games than any other player also in the top-10...Earned All-American honors and was recognized as All-Conference USA three times

## KEY ACQUISITIONS - 2020

### WR NELSON AGHOLOR



**NFL Exp.: 6**  
**Previous Team: Philadelphia Eagles**

- Veteran receiver joins the Silver and Black after spending the first five years of his career with the Philadelphia Eagles (2015-19).
- Career totals include 71 games played with 62 starts, compiling 224 receptions for 2,515 yards (11.2 avg.) and 18 TDs, while starting in five postseason contests and recording 19 receptions for 205 yards.
- Started all 16 contests in 2018 and recorded a career-high 64 receptions for 736 yards and four TDs.
- During the team's Super Bowl LII season in 2017, started in 10-of-16 contests and tallied 62 receptions that led to career highs in receiving yards (768) and TDs (eight).
- In Super Bowl LII, recorded a career-high nine receptions for 84 yards, tying for the second-most receptions in Eagles playoff history.

### RB DEVONTAE BOOKER



**NFL Exp.: 5**  
**Previous Team: Denver Broncos**

- Has appeared in 61 games over his first four NFL seasons with Denver (2016-19), rushing 289 times for 1,103 yards (3.8 avg.) with six TDs in addition to catching 105 passes for 872 yards (8.3 avg.) with one score.
- In 2018, totaled 458 yards from scrimmage (183 rushing and 275 receiving) with one rushing TD while adding 234 yards on 10 kick returns.
- Gained 574 yards from scrimmage (299 rushing and 275 receiving) and returned 14 kickoffs for 276 yards (19.7 avg.) during his second NFL campaign in 2017.
- Became the 13th rookie in Broncos history and first since 2009 to lead the team in rushing, totaling 612 yards on 174 carries (3.5 avg.) with four TDs in 2016.

### DT MALIEK COLLINS



**NFL Exp.: 5**  
**Previous Team: Dallas Cowboys**

- Career totals include 61 games played with 55 starts, 89 tackles (58 solo), 14.5 sacks, one pass defended, one forced fumble and five fumble recoveries over his first four seasons (2016-19) with the Dallas Cowboys.
- In 2019, started in all 16 contests and recorded 19 tackles (13), four sacks and one fumble recovery.
- Started all 16 games at defensive tackle for the first time in his career in 2017, posting 19 tackles, 2.5 sacks and two fumble recoveries.
- Registered career highs in tackles (33) and sacks (five) as a rookie in 2016.

### S JEFF HEATH



**NFL Exp.: 8**  
**Previous Team: Dallas Cowboys**

- Veteran safety enters his first season with the Raiders after spending the last seven years with the Dallas Cowboys, making the team as an undrafted free agent in 2013.
- Has played in 106 career games with 54 starts, recording 350 tackles (249 solo), eight INTs, 30 passes defended, three forced fumbles and one fumble recovery returned for a TD.
- In 2018, started all 16 games for the first time in his career and recorded a career-high 84 tackles (63), finishing fourth on the team.

### LB NICK KWIATKOSKI



**NFL Exp.: 5**  
**Previous Team: Chicago Bears**

- Versatile linebacker enters fifth season in the NFL after spending his first four years (2016-19) with the Chicago Bears.
- Has played in 57 game with 22 starts, recording 165 tackles (124 solo), six sacks, one INT, eight passes defended and two forced fumbles, over his career.
- In 2019, appeared in 16 games with eight starts for the Bears, finishing fifth on the team with a career-high 68 tackles (50) to go along with a career-high three sacks.

### LB CORY LITTLETON



**NFL Exp.: 5**  
**Previous Team: Los Angeles Rams**

- Appeared in all 64 regular season games over his first four seasons with the Los Angeles Rams (2016-19).
- Started all 16 contests in 2019, posting a career-high 134 tackles (75 solo), adding 3.5 sacks, two INTs, nine passes defended and a career-high two forced fumbles and four fumble recoveries.
- His 134 stops in 2019 rank fourth in Rams history in a single season.
- In 2018, started all 16 regular season games for the first time in his career in addition to three postseason contests, including Super Bowl LIII, leading the team with 125 stops (90) and garnering Pro Bowl and Associated Press second-team All-Pro honors for his exceptional performance on special teams.

## KEY ACQUISITIONS - 2020

### LB RAEKWON McMILLAN



**NFL Exp.: 3**  
**Previous Team: Miami Dolphins**

- Versatile linebacker enters third season in the NFL after being selected by the Miami Dolphins in the second round (54th overall) of the 2017 NFL Draft.
- Has played in 29 games with 28 starts, recording 177 tackles (104 solo), two passes defended, two forced fumbles and one fumble recovery over his career.
- In 2019, appeared in 13 games with 12 starts for the Dolphins, finishing with 72 tackles (35) and one pass defended.
- In 2018, became the first Dolphins player since at least 2000 to record 100-plus tackles in his first NFL season after finishing with 105 tackles (69), two forced fumbles, one fumble recovery and one pass defended.
- Finished his career at Ohio State (2014-16) with 270 tackles (128), six sacks, one INT, two forced fumbles and 10 passes defended while being named a two-time first-team All-Big Ten honoree and two-time second-team All-American.

### DE CARL NASSIB



**NFL Exp.: 5**  
**Previous Team: Tampa Bay**

- Fifth-year defensive end who has played in 59 games and made 32 starts, registering 115 tackles (80 solo), 18 sacks, 11 passes defended, four forced fumbles and one fumble recovery.
- In 2019 with the Tampa Bay Buccaneers, posted a career-high 34 tackles (24), adding six sacks, one forced fumble and one fumble recovery.
- Registered career highs in sacks (6.5) and forced fumbles three in his first season with the Buccaneers in 2018.
- Led the nation in forced fumbles (six) and sacks (15.5) as a senior, which set a Penn State single-season record.
- Earned All-American honors in 2015 and won the Lombardi Award, Ted Hendricks Award, Lott IMPACT Trophy and Big Ten's Nagurski-Woodson Defensive Player of the Year.

### DT DANIEL ROSS



**NFL Exp.: 4**  
**Previous Team: Dallas Cowboys**

- Career totals include 16 games, totaling 19 tackles (10 solo), two sacks, two fumble recoveries and one forced fumble over three seasons with the Dallas Cowboys (2017-19).
- In 2018, played in a career-high 13 games and notched 14 tackles (six), one sack, one forced fumble and one fumble recovery.
- Signed with the Canadian Football League's Edmonton Eskimos at age 20 after two years (2012-13) at Northeast Mississippi Community College before signing as a free agent with the Houston Texans during the 2017 offseason.

### TE JASON WITTEN



**NFL Exp.: 17**  
**Previous Team: Dallas Cowboys**

- Has been selected to 11 Pro Bowls, earned two All-Pro First Team nominations and was named the 2012 Walter Payton Man of the Year.
- Career totals include 255 games played with 245 starts, logging 1,215 receptions for 12,977 yards and 72 TDs, while starting in all eight postseason contests and registering 45 receptions for 486 yards and one TD.
- Left as the Dallas Cowboys' all-time leader in receptions and receiving yards, while ranking second in both offensive categories among all tight ends in NFL history.
- Holds the Cowboys' franchise record with a reception in 130 consecutive games.

### T SAM YOUNG



**NFL Exp.: 11**  
**Previous Team: San Francisco 49ers**

- Has appeared in 92 games with 21 starts over 10 seasons with the Dallas Cowboys (2010), Buffalo Bills (2011-13), Jacksonville Jaguars (2013-15), Miami Dolphins (2016-18) and San Francisco 49ers (2019).
- Tied a career-high with six starts at right tackle with the Dolphins in 2017 (last: 2014 with Jacksonville).
- In 2015 with the Jaguars, played in all 16 games for the first time in his career, making three starts (two at right tackle, one at left tackle).
- Started all 50 games over four years (2006-09) at Notre Dame and became the first freshman to start the season opener for the program since 1972 as he was named first-team Freshman All-American.

Over his career, has totaled four 1,000-yard seasons, four 90-receptions seasons, six 80-reception seasons and a staggering 15 seasons with at least 60 receptions.

- Has totaled 21 100-yard games over his career, the most by a tight end in Cowboys history and tied for fourth-most among his position group in NFL history with Antonio Gates, trailing only Kellen Winslow Sr. (24), Rob Gronkowski (28) and Tony Gonzalez (31).
- Has recorded 11 games with at least 10 receptions, the second-most in NFL history among tight ends, trailing only Tony Gonzalez (15).
- In 2019, became the fourth player in league history to record over 1,200 career receptions, joining WR Larry Fitzgerald, TE Tony Gonzalez and WR Jerry Rice.

## FROM PLAYERS TO COACHES

The 2020 Las Vegas Raiders coaching staff boasts four members who have played at the NFL level before entering coaching. The staff showcases 23 years of combined playing experience.



### **D'Anthony Batiste**

#### **Strength and Conditioning Assistant - 8 seasons as an NFL player**

Spent eight seasons in the NFL as an offensive lineman, playing for the Dallas Cowboys, Arizona Cardinals, Atlanta Falcons, Denver Broncos, Washington Redskins, Carolina Panthers and Pittsburgh Steelers...Appeared in 37 career games and made 14 starts...Made 10 starts with the Cardinals in 2012 and four starts for the Falcons in 2007...Played in 56 games over the last four seasons with the Edmonton Eskimos and was named a West Division All-Star at right tackle in 2015.

### **Edgar Bennett**

#### **Wide Receiver Coach - 8 seasons as an NFL player**

Played eight seasons in the NFL for the Green Bay Packers and Chicago Bears...Was the Packers' fourth round selection in the 1992 NFL Draft...Played in 112 games, starting 77 of them and tallied 3,992 yards rushing on 1,115 carries and added 21 touchdowns...Also added 284 receptions for 2,245 yards and 10 receiving touchdowns...Became the fifth running back in Packers annals to rush for 1,000 yards in a season during the 1995 season as he finished with 1,067...Started for the Packers in their Super Bowl XXXI victory.



### **Austin King**

#### **Offensive Quality Control Coach - 4 seasons as an NFL player**

Played four seasons in the NFL and appeared in 34 games with one start for the Atlanta Falcons...Was originally selected in the fourth round (133rd overall) by current Raiders and former Tampa Bay Buccaneers Head Coach Jon Gruden in the 2003 NFL Draft.

### **Byron Storer**

#### **Assistant Special Teams - 3 seasons as an NFL player**

Played three seasons in the NFL and appeared in 16 games with six starts, including one postseason contest...Signed with the Tampa Bay Buccaneers as an undrafted free agent in 2007...Played fullback and special teams for Raiders Head Coach Jon Gruden in Tampa Bay, totaling two receptions for three yards and 16 special teams tackles.



## 2020 COMMUNITY TIDBITS / INTERESTING FACTS

### **WR NELSON AGHOLOR**

- Born in Nigeria and moved to the United States when he was 5 years old.

### **T TRENT BROWN**

- Donated \$20,000 to the Clark County School District Technology Fund in an effort to close gap between technology and education amid COVID-19. Hundreds of students will now have Chromebooks, cases, software and internet to use for remote schooling.
- His TB77 Cares foundation was created to assist and provide opportunities to underprivileged children to have a fair opportunity at life.

### **QB DEREK CARR**

- His brother, David Carr, was a former No. 1 overall pick of the Houston Texans and the two brothers started a training facility in Bakersfield, CA together called Carr Elite in 2014.
- Carr and his wife, Heather, have established DC4KIDS in 2016, a campaign intended to fund the most immediate needs of patients at Valley Children's Hospital in Madera, CA.

### **DE MAXX CROSBY**

- Hosted 'Athletes Doing Good Radiothon' on ESPN 1100 AM to benefit Intermountain Primary Children's Hospital/Sunrise Hospital.

### **DE CLELIN FERRELL**

- Partnered with Levar Stoney, Mayor of City of Richmond, to donate \$100,000 to the Family Crisis Fund and the Eviction Diversion Program.

### **C RODNEY HUDSON**

- Joined 'The Oakland Pledge' in the fight against COVID-19, supporting local organizations in Oakland that help those in need.

### **FB ALEC INGOLD**

- Partnered with @AdoptUSKids to help raise awareness about the need for more foster and adoptive families for children and youth.
- Was a guest speaker for UNLV Young Executive Scholars (YES) Hospitality & Tourism Program where he addressed topics that included goal setting, prioritizing, work discipline and teamwork.
- Currently working on his MBA from the Kelley School of Business at Indiana University.

### **RB JOSH JACOBS**

- Partnered with Clark County Nevada to provide 42,000 Nevada kindergarten kids with child ID kits in October 2019.

### **QB MARCUS MARIOTA**

- His Motiv8 foundation helped distribute 1,000 meals a day at Kauluwela and Palolo Elementary Schools while schools were shut down due to COVID-19, starting on Monday, March 30 through the end of the school year on May 29.
- In 2016, Mariota launched of his Motiv8 Foundation, which serves the communities of Middle Tennessee, Eugene and Honolulu. The Motiv8 Foundation aims to create and support economic and educational programs and athletic activities to provide an alternative outlet for youth of troubled neighborhoods and backgrounds.

### **RB JALEN RICHARD**

- Was selected to and completed Harvard's Crossover into Business Program this offseason, in which he presented a case study on NBA Legend Dwyane Wade and his investments outside of sports.

### **WR HENRY RUGGS III**

- After the 2020 NFL Draft, launched a limited edition #HRIII t-shirt that for every purchase three meals will be provided by @threesquareLV to families in Southern Nevada. Also a percentage of the proceeds will go to the Rod Scott Foundation in Montgomery, AL.

### **TE DARREN WALLER**

- Launched the "Darren Waller Foundation" aimed at "Dealing Hope to At-Risk Youth" in March 2020.

### **WR TYRELL WILLIAMS**

- Teamed with @bowlsnbrews to deliver #breakfastofchampions to over 400 medical field staff employees and first responders in the San Diego area.

### **TE JASON WITTEN**

- In 2012, Jason became the first player ever to win the Bart Starr Award and the Walter Payton NFL Man of the Year Award in the same season.
- Since its founding in 2008, Jason Witten's SCORE Foundation has partnered with several Texas organizations to provide the friendship and guidance of a positive male role model for more than 6,400 children escaping family violence.

### **FB ALEC INGOLD, RB JOSH JACOBS, TE FOSTER MOREAU, WR HUNTER RENFROW**

- Partnered with Three Square Food Bank to provide meals for our hungry neighbors during this unprecedented time. They have challenged each other to see who can raise the most money to support Three Square's Coronavirus Emergency Food Fund.

### **CB NEVIN LAWSON AND CB TRAYVON MULLEN**

- Partnered with Chick-fil-A to provide meals for the Emergency Room Covid-19 response teams in the four major hospitals of Broward County, Fla.: Coral Springs Medical, Northwest Medical Center, Florida Medical Center & University Hospital.

## RAIDERS Vs. '20 OPPONENTS

Below is a look at some key information on the Raiders' 13 opponents for the 2020 season.

Opponent	First met	Last met	Series record
Atlanta	12/5/71	9/16/16	7-7
Buffalo	11/13/60	10/29/17	21-18
Carolina	11/2/97	11/27/16	3-3
Cleveland	11/26/70	11/22/15	6-6
Denver	10/2/60	12/29/19	64-53-2
Indianapolis	11/28/71	9/29/19	9-7
Kansas City	9/16/60	12/1/19	52-65-2
LA Chargers	11/27/60	12/22/19	64-54-2
Miami	10/9/66	9/24/18	17-17-1
New England	10/16/60	11/19/17	14-17-1
New Orleans	11/7/71	9/11/16	6-6-1
New York Jets	10/28/60	11/24/19	23-18-2
Tampa Bay	11/28/76	10/30/16	7-2

- The Raiders have faced the Chargers 120 times, the most of any opponent. They have faced the Broncos and Chiefs each 119 times, as they only played each team once during the strike-shortened 1982 season.

## LAS VEGAS Vs. NFC SOUTH

Las Vegas will face off against the NFC South this season, marking the first time since 2016 that they have played the division. Last season, the NFC South saw the New Orleans claim the third seed in the conference after posting a 13-3 (.813) record en route to their third-straight division crown. The Atlanta Falcons and Tampa Bay Buccaneers both finished with a record of 7-9 (.438), while the Carolina Panthers finished at 5-11 (.313). The Raiders hold a 23-18-1 combined all-time record against Atlanta, Carolina, New Orleans and Tampa Bay.

### RAIDERS VS. NFC SOUTH IN 2016

Date	Opponent	Result
9/11/16	at New Orleans	W, 35-34
9/18/16	vs. Atlanta	L, 28-35
10/30/16	at Tampa Bay	W, 30-24 (OT)
11/27/16	vs. Carolina	W, 35-32



## SILVER AND BLACK IN PRIME TIME

- The Raiders will host all four of their primetime games in 2020: Monday Night Football contest against the New Orleans Saints on Sept. 21, an NBC Sunday Night Football game against the Tampa Bay Buccaneers on Oct. 25, an NBC Sunday Night Football matchup against the division-rival Kansas City Chiefs on Nov. 22, and a Thursday Night Football contest against the Los Angeles Chargers on Dec. 17.
- The Silver and Black's primetime slate in 2020 marks the most appearances since their five contests in 2017. Additionally, their four contests at home mark the most primetime games hosted by the Raiders in franchise history.
- This will mark the Raiders' 71st contest on Monday Night Football and fifth consecutive year after opening the 2019 season on Monday night at home against the Denver Broncos. The Silver and Black took last year's Monday Night Football contest, which marked their second straight season opening the season on Monday Night Football. This year's matchup against the New Orleans Saints will be on ESPN with simulcast on ABC.
- The Raiders hold a 40-29-1 all-time record in Monday Night Football contests.
- The Raiders will appear on Sunday Night Football two times in 2020, marking their first appearance since 2017 when they had three contests on SNF.
- Since 1978, the Raiders hold a 19-20 all-time record in Sunday night contests. Las Vegas holds a 1-0 record against Tampa Bay and 1-4 record against the Chiefs on Sunday Night Football.
- The Thursday Night Football contest against the Chargers will mark the eighth between the two clubs on Thursday. Las Vegas has played no other team more on Thursday than the Chargers, holding a 6-1 record. In last year's Thursday night matchup, the Raiders defeated the Chargers 26-24 to earn their third consecutive contest on TNF. The Thursday Night Football contest against the Chargers will be televised on FOX with a simulcast on NFL Network and streamed live on Amazon.
- On Thursdays, the Raiders are 11-11 all-time, including a 3-4 record on Thanksgiving Days.



## 2020 OPPONENT INFORMATION

Home	2019 record	Last overall meeting/result	Last meeting in city/result	2019 rank/off.	2019 rank/def.
Denver	7-9	Dec. 29, 2019, L, 15-16	Sept. 9, 2019, W, 24-16	28	12
Kansas City	12-4	Dec. 1, 2019, L, 9-40	Sept. 15, 2019, L, 10-28	6	17
L.A. Chargers	5-11	Dec. 22, 2019, W, 24-17	Nov. 7, 2019, W, 26-24	10	6
Buffalo	10-6	Oct. 29, 2017, L, 14-34	Dec. 4, 2016, W, 38-24	24	3
Indianapolis	7-9	Sept. 29, 2019, W, 31-24	Oct. 28, 2018, L, 28-42	25	16
Miami	5-11	Sept. 24, 2018, L, 20-28	Nov. 28, 2010, L, 17-33	27	30
New Orleans	13-3	Sept. 11, 2016, W, 35-34	Nov. 18, 2012, L, 17-38	9	11
Tampa Bay	7-9	Oct. 30, 2016, W, 30-24 (OT)	Nov. 4, 2012, L, 32-42	3	15
<b>Away</b>					
Denver	7-9	Dec. 29, 2019, L, 15-16	Dec. 29, 2019, L, 15-16	28	12
Kansas City	12-4	Dec. 1, 2019, L, 9-40	Dec. 1, 2019, L, 9-40	6	17
L.A. Chargers	5-11	Dec. 22, 2019, W, 24-17	Dec. 22, 2019, W, 24-17	10	6
Atlanta	7-9	Sept. 18, 2016, L, 28-35	Oct. 14, 2012, L, 20-23	5	20
Carolina	5-11	Nov. 27, 2016, W, 35-32	Dec. 23, 2012, L, 6-17	19	23
Cleveland	6-10	Sept. 30, 2018, W, 45-42 (OT)	Sept. 27, 2015, W, 27-20	22	22
New England	12-4	Nov. 19, 2017, L, 8-33	Sept. 21, 2014, L, 9-16	15	1
New York Jets	7-9	Nov. 24, 2019, L, 3-34	Nov. 24, 2019, L, 3-34	32	7

## 2020 DIVISIONAL BREAKDOWN

### AFC WEST: Denver Broncos, Kansas City Chiefs, Los Angeles Chargers

- The Chiefs finished 12-4 and won the AFC West crown for the fourth consecutive season, while claiming a victory in Super Bowl LIV.
- The Raiders finished 3-3 against the AFC West in 2019, defeating the Denver Broncos at home on Monday Night Football in Week 1 and sweeping the Chargers for the first time since 2016.
- Since divisional realignment in 2002, the Raiders have posted a winning record in the AFC West twice: 4-2 in 2002 and 6-0 in 2010.

### AFC NORTH: Cleveland Browns

- The Raiders are 48-39 (.552) all-time against the AFC North, with an overall record of 13-10 against the Browns after last defeating the team in 2018, 45-42 in overtime.

### AFC SOUTH: Indianapolis Colts

- Las Vegas owns a 43-38 (.531) combined all-time advantage against AFC South opponents, and will face the Colts for the third consecutive year after traveling to Indianapolis in Week 4 last season.

### AFC EAST: Buffalo Bills, Miami Dolphins, New England Patriots, New York Jets

- The Raiders are 78-67-4 (.538) all-time against the AFC East. The Silver and Black have played the most games (43) against the Jets, holding a 23-18-2 advantage in the all-time series.
- The Raiders went 2-2 against the AFC East in 2017.

### NFC SOUTH: Atlanta Falcons, Carolina Panthers, New Orleans Saints, Tampa Bay Buccaneers

- The Raiders are 23-18-1 (.552) all-time against the NFC South. The Silver and Black are tied in the all-time series against the Falcons, Panthers and Saint, while holding a 7-2 advantage against the Buccaneers.
- The Silver and Black last played the division in 2016, finishing 3-1, with their lone loss coming to the Falcons in Week 2.

## 2020 SCHEDULE STATS

- The Raiders have a 207-243-8 all-time record on the road.
- Las Vegas will play in nine different stadiums during the 2020 regular season, including opening their new home in Allegiant Stadium.
- The Raiders have played more road games in Arrowhead Stadium than in any other stadium, followed by Empower Field at Mile High.
- The Silver and Black will visit one stadium for the first time in club history in 2020 (Mercedes-Benz Stadium), while also becoming Las Vegas' first NFL team.
- The Raiders will travel to the Eastern Time Zone five times this season, with trips to the New York Jets, Carolina Panthers, New England Patriots, Atlanta Falcons and Cleveland Browns. The Silver and Black play only one opponent in their time zone, traveling to Los Angeles to face the divisional-rival Chargers.

### REGULAR SEASON RECORDS BY STADIUM

Stadium	Year Opened	Record
Allegiant Stadium	2020	N/A
Broncos Stadium at Mile High	2001	7-12
Arrowhead Stadium	1972	19-29
StubHub Center	2003	1-2
Gillette Stadium	2000	0-1
MetLife Stadium	2010	0-3
Mercedes-Benz Stadium	2017	N/A
Bank of America Stadium	1996	1-2
FirstEnergy Stadium	1999	1-3

## RAIDERS QUICK FACTS

**First Season:** 1960 (American Football League)

**Founding Co-owners and Directors:** Y. Charles Soda, F. Wayne Valley, Robert L. Osborne, Don Blessing, Charles L. Harney, Roger D. Lapham, Jr., Wallace A. Marsh, William J. Hayes, Edward W. McGah

**All-Time Record:** Regular season: 473-432-11 (.522)  
Postseason: 25-19 (.568)

**AFL Championships:** 1 - 1967

**Super Bowl Championships:** 3 - 1976, 1980, 1983

**Division Titles:** 17 - 1967-70, 1972-76, 1980, 1982-83, 1985, 1990, 2000-02

**Conference:** American Football Conference

**Division:** AFC West

**Stadium:** Allegiant Stadium

**Capacity:** 65,000

**Surface:** Natural Bermuda

**Year opened:** 2020

**League games:** N/A

**Team Colors:** Silver and Black

**Radio:** Flagship KOMP 92.3 FM "The Rock Station" and KRLV "Raider Nation Radio 920 AM" via Compass Media Network and nation-wide Raiders Radio Network (34 stations)

## WINNING WAYS

The Raiders are among the elite teams in NFL history, ranking among the top teams from 1963-2019 in winning percentage of teams playing at least 500 games. The Raiders rank eighth with a .537 percentage since Al Davis was named head coach and general manager in 1963.

### NFL WINNING PERCENTAGE 1963-2019 (MIN. 500 GAMES)

Rank	Team	W	L	T	Pct.
1.	Dallas Cowboys	507	359	3	.585
2.	Pittsburgh Steelers	496	364	9	.576
3.	NE Patriots	485	378	7	.561
4.	Minnesota Vikings	481	380	10	.558
5.	Green Bay Packers	473	383	15	.552
6.	Miami Dolphins	455	370	4	.551
7.	Denver Broncos	468	395	9	.542
8.	<b>Las Vegas Raiders</b>	<b>464</b>	<b>399</b>	<b>11</b>	<b>.537</b>
9.	San Francisco 49ers	461	398	10	.536

## ROAD WARRIORS

The Raiders are among the top-performing road teams in NFL history. The Silver and Black rank sixth since 1963 with a .474 winning percentage in games away from home.

### TOP ROAD RECORDS 1963-2019 (MIN. 300 GAMES)

Rank	Team	W	L	T	Pct.
1.	Dallas Cowboys	224	210	1	.516
2.	Indianapolis Colts	211	219	2	.491
3.	New England Patriots	212	222	2	.489
4.	Pittsburgh Steelers	205	223	5	.479
5.	San Francisco 49ers	206	227	3	.476
6.	<b>Las Vegas Raiders</b>	<b>203</b>	<b>226</b>	<b>8</b>	<b>.474</b>
7.	Miami Dolphins	195	220	1	.470
8.	Minnesota Vikings	198	229	7	.464
9.	Green Bay Packers	196	233	7	.458
10.	Philadelphia Eagles	194	233	8	.455





# MAYOCK'S FIRST DRAFT

## ROOKIE CLASS

The Raiders rookie class was dominant in 2019 in nearly every facet of football. A look below shows their rankings in major statistical categories.

----- TOTAL RECEPTIONS -----

Rank	Team	Receptions
1.	Washington	130
2.	<b>Oakland</b>	<b>107</b>
3.	N.Y. Giants	82
4.	Minnesota	80
5.	Seattle	70

----- TOTAL RECEIVING YARDS -----

Rank	Team	Receiving Yards
1.	Washington	1,697
2.	<b>Oakland</b>	<b>1,112</b>
3.	Tennessee	1,105
4.	N.Y. Giants	1,009
5.	Seattle	967

----- TOTAL RECEIVING TDs -----

Rank	Team	Receiving TDs
1t.	Washington	12
2.	N.Y. Giants	11
3t.	Baltimore	10
3t.	<b>Oakland</b>	<b>10</b>
5.	Tennessee	8

----- TOTAL 1ST-DOWN RECEPTIONS -----

Rank	Team	1st Down Receptions
1.	Washington	83
2.	<b>Oakland</b>	<b>62</b>
3.	N.Y. Giants	44
4.	Seattle	43
5.	Tennessee	41

----- TOTAL YARDS AFTER CATCH -----

Rank	Team	YAC
1.	<b>Oakland</b>	<b>676</b>
2.	Washington	530
3.	Tennessee	498
4.	San Francisco	473
5.	Philadelphia	436

----- TOTAL RUSHING YARDS -----

Rank	Team	Rushing Yards
1.	<b>Oakland</b>	<b>1,167</b>
2.	Chicago	889
3.	Philadelphia	818
4.	Buffalo	784
5.	Pittsburgh	664

----- TOTAL RUSHING TDs -----

Rank	Team	TDs
1.	<b>Oakland</b>	<b>7</b>
2.	Chicago	6
3t.	Arizona	4
3t.	Atlanta	4
5t.	Philadelphia	3
5t.	San Francisco	3

----- TOTAL RUSHING 1ST DOWNS -----

Rank	Team	1st Downs
1.	<b>Oakland</b>	<b>60</b>
2.	Chicago	50
3.	Buffalo	38
4.	Pittsburgh	31
5.	Philadelphia	30

## THIRD AND RENFROW

In Week 16 of 2019, **WR Hunter Renfrow** recorded his second receiving touchdown of at least 50 yards. He was one of just four rookies in the NFL to record multiple receiving touchdowns of at least 50 yards and was one of two players (DeSean Jackson) to record two 50-plus-yard receiving touchdowns on third down.

----- ROOKIES WITH MULTIPLE 50-YARD RECEIVING TDs -----

Rank	Player	Team	TDs
1.	A.J. Brown	Titans	4
2t.	<b>Hunter Renfrow</b>	<b>Raiders</b>	<b>2</b>
2t.	Terry McLaurin	Redskins	2
2t.	Mecole Hardman	Chiefs	2

----- THIRD-DOWN FIRST DOWNS AMONG ROOKIES -----

Rank	Player	Team	1st Downs
1.	Diontae Johnson	Steelers	17
2.	<b>Hunter Renfrow</b>	<b>Raiders</b>	<b>16</b>
3.	DK Metcalf	Seahawks	13
4.	Darius Slayton	N.Y. Giants	10
5t.	Marquise Brown	Ravens	8
5t.	Steven Sims	Redskins	8
5t.	Deebo Samuel	49ers	8

--- MOST RECEPTIONS BY A ROOKIE IN CLUB HISTORY ---

Rank	Player	Year	Receptions	Yards
1.	Amarì Cooper	2015	72	1,070
2.	<b>Hunter Renfrow</b>	<b>2019</b>	<b>49</b>	<b>605</b>
3.	Zach Miller	2007	44	444
4.	Tim Brown	1988	43	725
5.	Raymond Chester	1970	42	556

--- RECEPTION LEADERS AMONG ROOKIES IN 2019 ---

Rank	Player	Team	Receptions	Targets
1.	Diontae Johnson	Pittsburgh	59	92
2t.	DK Metcalf	Seattle	58	100
2t.	Terry McLaurin	Washington	58	93
4.	Deebo Samuel	San Francisco	57	81
5.	A.J. Brown	Tennessee	52	84
6.	Miles Sanders	Philadelphia	50	63
7.	<b>Hunter Renfrow</b>	<b>Oakland</b>	<b>49</b>	<b>71</b>
8.	Darius Slayton	N.Y. Giants	48	84
9.	Marquise Brown	Baltimore	46	71
10.	Noah Fant	Denver	40	66

## RAIDER ROOKIES

In Week 9, the rookie class of 2019 accounted for all four touchdowns on offense - two from **RB Josh Jacobs** and one apiece from **TE Foster Moreau** and **WR Hunter Renfrow** - the first such occurrence in franchise history dating back to the 1970 AFL-NFL Merger. Additionally, the Raiders as a rookie unit have combined for more scores than any other rookie class last season.

----- ROOKIE TOUCHDOWN TOTALS BY TEAM IN 2019 -----

Rk.	Team	TDs
1.	<b>Oakland</b>	<b>17</b>
2.	Washington	14
3.	N.Y. Giants	13
4.	Baltimore	12
5t.	Tennessee	9
5t.	Kansas City	9
5t.	Pittsburgh	9

The rookie class scored at least one touchdown in seven consecutive games from Week 4 against the Indianapolis Colts to Week 11 against the Cincinnati Bengals. They have failed to reach the end zone only five times this season: Weeks 2, 3, 12, 13 and 15. In Week 11, the Raiders tied a franchise record for most touchdowns by a rookie class in one season, tying the 14 scored in 1982 by the rookie class. In Week 14, they set a new club record with 15.

## OFFENSIVE EFFICIENCY

In 2019, the Raiders added free agents **T Trent Brown**, who earned his first career Pro Bowl selection, **WR Tyrell Williams**, who led the team in receiving touchdowns, and first-round pick **RB Josh Jacobs**, who became the first rookie in franchise history to rush for 1,000 yards. A look below shows where the Raiders' offensive unit ranked in 2019.

### ----- RUSHING YARDS PER GAME -----

RK.	TEAM	AVG./GM
1.	Baltimore	206.0
2.	San Francisco	144.1
3.	Tennessee	138.9
4.	Seattle	137.5
5.	Dallas	134.6
6.	Minnesota	133.3
7.	Indianapolis	133.1
8.	Buffalo	128.4
9.	Houston	125.6
10.	Arizona	124.4
11.	Philadelphia	121.2
12.	Cleveland	118.8
13.	<b>Oakland</b>	<b>118.3</b>

### ----- FIRST QUARTER POINTS -----

RK.	TEAM	POINTS
1.	Baltimore	128
2.	New England	118
3.	Green Bay	108
4t.	Tampa Bay	106
4t.	San Francisco	106
6.	Detroit	102
7.	Kansas City	90
8t.	Indianapolis	89
8t.	New Orleans	89
10.	Minnesota	88
11.	<b>Oakland</b>	<b>85</b>

### -----10-PLAY DRIVE POINTS -----

RK.	TEAM	POINTS
1.	<b>Oakland</b>	<b>158</b>
2.	Kansas City	147
3.	Indianapolis	144
4.	Baltimore	142
5.	Dallas	131
6.	Minnesota	127
7.	New Orleans	126
8t.	New England	125
8t.	Atlanta	125
10.	Philadelphia	123

# RAIDERS

## COMPLETION %

In 2019, the Raiders were extremely efficient in the passing game, connecting on 367-of-523 pass attempts. The chart below highlights NFL completion percentage.

### ----- 2019 NFL COMPLETION PERCENTAGE (BY TEAM) -----

Rank	Team	Comp. %
1.	New Orleans	71.9%
2.	<b>Oakland</b>	<b>70.2%</b>
3.	San Francisco	69.2%
4.	Minnesota	68.5%
5.	Atlanta	67.1%
6.	Houston	66.5%
7.	Tennessee	66.3%
8.	L.A. Chargers	66.0%
9.	Seattle	66.0%
10.	Baltimore	65.7%

In Week 16 last season, Carr completed 26-of-30 pass attempts for an 86.7 completion percentage, the second-highest of his career. Carr also completed 25-of-29 passes in Week 11 for the third-best single-game completion percentage of his career (86.2%). Additionally, Carr broke his previous franchise completion percentage record set in 2018 (68.9 percent) by completing 70.4 percent of his passes this past season.

## 3RD DOWN

In 2019, the Raiders' offense excelled on third down, ranking seventh in the NFL in third-down percentage.

### ----- 2019 3RD DOWN PERCENTAGE (BY TEAM) -----

Rank	Team	Comp. %
1.	Kansas City	47.6%
2t.	Baltimore	47.1%
2t.	Dallas	47.1%
4.	Philadelphia	45.4%
5.	San Francisco	45.0%
6.	L.A. Chargers	44.3%
7.	<b>Oakland</b>	<b>43.8%</b>
8.	Houston	43.5%
9.	Minnesota	42.8%
10.	New Orleans	42.2%

## 3RD-AND-1 %

In 2019, the Raiders' offense also thrived on third-and-1, ranking tied eighth in the NFL in conversion percentage.

### ----- 2019 3RD-AND-1 (BY TEAM) -----

Rank	Team	Comp. %
1.	Tennessee	85.0%
2.	L.A. Rams	80.0%
3.	Atlanta	78.9%
4.	Kansas City	77.3%
5.	Washington	76.9%
6.	San Francisco	76.2%
7.	New England	76.0%
8t.	<b>Oakland</b>	<b>75.0%</b>
8t.	Minnesota	75.0%
8t.	Philadelphia	75.0%

## OFFENSIVE ANCHORS

### KEEP YOUR CARR CLEAN

In 2016, the Raiders posted a league-best 18 sacks allowed, the fewest by the club since the 1970 AFL-NFL Merger. With 24 sacks surrendered in 2017, the unit tied for the third-fewest sacks given up league wide. In Week 1 of the 2019 campaign, the Raiders made a statement, surrendering zero sacks or hits against the Denver Broncos' well-renowned defensive front. It marked just the third time since the 1970 AFL-NFL Merger that the Raiders have held their opponent to zero sacks in the season opener.

#### ----- NFL SACKS SURRENDERED IN 2019 -----

Rk.	Team	Sacks
1.	L.A. Rams	22
2.	Dallas	23
3t.	New Orleans	25
3t.	Kansas City	25
5t.	Baltimore	28
5t.	New England	28
7.	Minnesota	28
<b>8.</b>	<b>Oakland</b>	<b>29</b>
9t.	Indianapolis	32
9t.	Pittsburgh	32

The Raiders held four opponents without a sack in 2019. After doing so against the Broncos in Week 1, the team held the Bears' defense to zero sacks in Week 5 for just the second time since 2017. The team followed up that performance with two more shutouts: one in Week 7 against the Green Bay Packers and again in Week 8 against the Texans. At the time, the Packers were the only team in the league with two players that each had at least five sacks on the year. The Raiders were currently one of five teams in the NFL that have held at least four teams without a sack.

#### ----- GAMES WITHOUT ALLOWING A SACK -----

Rk.	Team	Games
1t.	L.A. Rams	6
1t.	New Orleans	6
3.	Minnesota	5
<b>4t.</b>	<b>Oakland</b>	<b>4</b>
4t.	Dallas	4



### ANCHORING THE LINE

Since arriving to the club in 2015, **C Rodney Hudson** has been an integral part of the Raiders success up front. Dating back to his arrival, the offensive line has surrendered just 156 total sacks, the fifth-fewest allowed in the NFL during that span.

#### ----- NFL SACKS SURRENDERED SINCE 2015 -----

Rk.	Team	Sacks
1.	New Orleans	124
2.	Pittsburgh	134
3.	Baltimore	144
4.	New England	146
<b>5.</b>	<b>Oakland</b>	<b>156</b>

Anchoring the line once again in 2019, **C Rodney Hudson** was ranked by Pro Football Focus as the NFL's No. 2 center last season. He tallied 1074 snaps and did not to surrender a sack, while allowing just one hit and four quarterback hurries. To put it in perspective, no other center with at least 1,000 snaps in 2018 allowed fewer than eight hurries. In 2019, Hudson did not allow a sack in 527 pass-blocking snaps and led all offensive linemen in the NFL with a 99.7 pass-blocking efficiency rating by PFF.



### CARR'S INSURANCE

In the 2019 free agency period, the Raiders bolstered their offensive line, adding Super Bowl Champion, 6-foot-8, 380-pound **offensive tackle Trent Brown** into the mix of an already talented group of lineman up front. The addition of Brown gave the Raiders starting front five that averages a height of 6-foot-5 and weight of 336 pounds. Brown has started in 55 of his 58 total appearances in his career and has started in all three postseason contests. He helped hold four different opponents to zero sacks last season, making the Raiders one of only five clubs in the NFL to have four such games. Brown also paved the way for the first 1,000-yard rookie rusher in franchise history and earned his first Pro Bowl nod. According to Pro Football Focus, Brown surrendered just one sack in 326 pass blocking plays before being placed on IR.

# 77

## CLELIN FERRELL



**DE Clelin Ferrell** was drafted in the first round (fourth overall) of the 2019 NFL Draft. A prolific three-year starter at Clemson, Ferrell started in all 44 appearances and helped the school capture two National Championships in 2016 and 2018. Over his career, he totaled 166 tackles, including 50 for loss, 27 sacks, seven passes defensed, five forced fumbles and two fumble recoveries. Ferrell's career sack total ranked tied for fourth in Tigers history, and he left Clemson as just the second player in school history to tally two first-team All American honors from the Associated Press. He also became just the third player in Clemson history to earn the first-team honor as either a freshman or sophomore. As a senior in 2018, Ferrell won the Ted Hendrick's Award, given to the nation's top defensive end.

Ferrell was an immediate starter on the defensive line, rotating in at both defensive tackle and defensive end, making his presence felt as both a run-stopper and pass-rusher. A look below shows Ferrell's 2019 stat line.

### ----- CLELIN FERRELL STATS -----

Year	GP	GS	Total	Solo	Asst.	Sacks	Yds.	INTs	PD	FF
2019	15	15	38	24	14	4.5	35.0	0	5	0

### ----- 2019 ROOKIE SACK LEADERS -----

Rank	Player	Team	SACKS
1.	Josh Allen	Jaguars	10.5
2.	<b>Maxx Crosby</b>	<b>Raiders</b>	<b>10.0</b>
3.	Nick Bosa	49ers	9.0
4.	Brian Burns	Panthers	7.5
5.	Montez Sweat	Redskins	7.0
6.	Chase Winovich	Patriots	5.5
7.	Ed Oliver	Bills	5.0
8t.	Oshane Ximines	Giants	4.5
8t.	<b>Clelin Ferrell</b>	<b>Raiders</b>	<b>4.5</b>
10t.	Sam Eguavoen	Dolphins	3.5
10t.	Dre'Mont Jones	Broncos	3.5



## ROOKIE SACKS

The Raiders rookie defenders finished first in the NFL among total rookie sacks combined.

### ----- TEAM SACKS BY ROOKIES IN 2019 -----

Rank	Team	SACKS
1.	<b>Oakland Raiders</b>	<b>14.5</b>
2.	Jacksonville Jaguars	11.5
3.	San Francisco 49ers	10.0
4t.	Carolina Panthers	9.5
4t.	N.Y. Giants	8.5

## HARRIS' HOUSE CALL

**S Erik Harris** recorded two interceptions, including one returned for a touchdown, in the first quarter of Week 10's contest for the first time since Joe Haden did so in 2013. He's just the sixth player to do so dating back to 1991. It was Harris' second interception returned for a touchdown this season, after intercepting Jacoby Brissett in the fourth quarter of Week 4's contest against the Colts to seal a Raiders victory. Harris was the first Raider to return two interceptions for a touchdown in a single season since Thomas Howard did so in 2007.

Harris ranked tied for second in 2019 with two defensive touchdowns.

### ----- 2019 DEFENSIVE TD LEADERS -----

Rank	Player	Team	TDs
1.	Marcus Peters	Ravens	3
2t.	<b>Erik Harris</b>	<b>Raiders</b>	<b>2</b>
2t.	Marlon Humphrey	Ravens	2
2t.	Minkah Fitzpatrick	Steelers	2
2t.	Jamal Adams	Jets	2
2t.	Ndomukong Suh	Buccaneers	2
2t.	Jadeveon Clowney	Seahawks	2
2t.	Stephon Gilmore	Patriots	2
2t.	Devin White	Buccaneers	2



## RUSH DEFENSE

### --- 2019 DEFENSIVE RUSH YARDS ALLOWED PER GAME---

Rank	Team	Avg.
1.	Tampa Bay	73.8
2.	N.Y. Jets	86.9
3.	Philadelphia	90.1
4.	New Orleans	91.3
5.	Baltimore	93.4
6.	New England	95.5
7.	Indianapolis	97.9
8.	<b>Oakland</b>	<b>98.1</b>
9.	Chicago	102.0
10.	Buffalo	103.1

### --- FEWEST RUSH YARDS ALLOWED IN CLUB HISTORY---

Rank	Team	Year	Avg.
1.	Oakland	1967	80.6
2.	Los Angeles	1982	86.4
3.	Oakland	2002	90.8
4.	Los Angeles	1994	96.4
5.	Oakland	2000	96.9
6.	Oakland	1999	97.4
7.	<b>Oakland</b>	<b>2019</b>	<b>98.1</b>

## CARR AT THE HELM



**QB Derek Carr** was named the Raiders' starting QB heading into the 2014 season, becoming the first rookie QB in team history to start in Week 1. Carr has grown into one of the league's top QBs, as he became the second QB in NFL history to complete at least 300 passes in each of his first six seasons. In 2019, Carr became the first quarterback in franchise history to pass for 4,000 yards in multiple seasons, while also setting a new franchise record for completion percentage (70.4 percent). Carr completed 361-of-513 passes for a career-high 4,054 yards, 7.9 yards per attempt and 100.8 passer rating. In 2018, Carr set a new franchise mark for most consecutive pass attempts without an interception (332), while also setting an NFL record for most completions (1,759) through a player's first five years in the NFL. Carr ranks first in club history with 22,793 yards through the air and third with 143 passing scores. In 2016, he became the first QB in franchise history to throw for 3,000 yards in each of his first three seasons and led seven fourth-quarter comebacks en route to winning the NFL's Castrol Edge Clutch Performer of the Year award.

### ----- DEREK CARR CAREER STATISTICS -----

Year	GP/GS.	W-L	Cmp.	Att.	%	Yards	TDs	INTs	Rtg.
2014	16/16	3-13	348	599	58.1	3,270	21	12	76.6
2015	16/16	7-9	350	573	61.1	3,987	32	13	91.1
2016	15/15	12-3	357	560	63.8	3,937	28	6	96.7
2017	15/15	6-9	323	515	62.7	3,496	22	13	86.4
2018	16/16	4-12	381	553	68.9	4,049	19	10	93.9
2019	16/16	7-9	361	513	70.4	4,054	21	8	100.8
<b>Career</b>	<b>94/94</b>	<b>39-55</b>	<b>2,120</b>	<b>3,313</b>	<b>64.0</b>	<b>22,793</b>	<b>143</b>	<b>62</b>	<b>90.7</b>

## HIGHLY RATED

Over the past six seasons, Carr has emerged as one of the league's leading passers. His passer rating improved by 14.5 points from his rookie season in 2014 to 2015, and by 5.6 more in 2016, helping him post the 10th- and fourth-best ratings in franchise history. Carr bounced back in 2018 with the third-best mark of his career, earning a 93.9 passer rating. In 2019, Carr earned the best mark of his career as he became just the second player in franchise history to surpass the 100-point passer rating barrier. Carr finished the season ranked ninth in the NFL in passer rating among qualifying passers. Here is how Carr's 2015, 2016, 2018 and 2019 seasons stack up among the best passing campaigns in Raiders history:

### ----- RAIDERS SINGLE-SEASON PASSER RATING -----

Rank	Player	Year	TD/INT	Rating
1.	Ken Stabler	1976	27/17	103.4
2.	<b>Derek Carr</b>	<b>2019</b>	<b>21/8</b>	<b>100.8</b>
3.	Rich Gannon	2002	26/10	97.3
4.	Derek Carr	2016	28/6	96.7
5.	Rich Gannon	2001	27/9	95.5
6.	Ken Stabler	1974	26/12	94.9
7.	Derek Carr	2018	19/10	93.9
8.	Rich Gannon	2000	28/11	92.4
9.	Jeff George	1997	29/9	91.2
10.	Derek Carr	2015	32/13	91.1

\*Note: Min. 14 attempts/game.

\*\*Carr also became the only quarterback in franchise history with at least four seasons with a 90-plus passer rating, breaking his tie with Rich Gannon's three such seasons. He also ranks tied fourth in NFL history with four such seasons in his first six years in the league.

## COMEBACK CARR

Carr has orchestrated 19 fourth-quarter/overtime comebacks and game-winning drives in his career. His 19 fourth quarter comebacks in his first six years are the most in NFL history through a quarterback's first six seasons:

- 17-play, 80-yard TD drive (7:21) vs. Kansas City on Nov. 20, 2014 (9-yard TD to James Jones)
- 9-play, 80-yard TD drive (1:44) vs. Baltimore on Sept. 20, 2015 (12-yard TD to Seth Roberts)
- 9-play, 90-yard TD drive (3:20) at Tennessee on Nov. 29, 2015 (12-yard TD to Seth Roberts)
- 3-play, 11-yard drive (0:16) at Denver on Dec. 13, 2015 (16-yard TD to Mychal Rivera)
- 15-play, 67-yard drive (6:55) in overtime vs. San Diego on Dec. 24, 2015 (31-yard Sebastian Janikowski FG)
- 11-play, 75-yard drive (5:16) at New Orleans on Sept. 11, 2016 (10-yard TD to Seth Roberts and two-point conversion to WR Michael Crabtree)
- 6-play, 66-yard drive (1:24) at Baltimore on Oct. 2, 2016 (23-yard TD to WR Michael Crabtree)
- 5-play, 60-yard drive (1:36) in overtime at Tampa Bay on Oct. 30, 2016 (41-yard TD to Seth Roberts)
- 5-play, 85-yard drive (1:32) vs. Houston on Nov. 21, 2016 (35-yard TD to WR Amari Cooper)
- 12-play, 82-yard drive (3:20) vs. Carolina on Nov. 27, 2016 (23-yard Sebastian Janikowski FG)
- 5-play, 59-yard drive (0:40) vs. Buffalo on Dec. 4, 2016 (37-yard TD to WR Amari Cooper)
- 9-play, 54-yard drive (3:47) at San Diego on Dec. 18, 2016 (44-yard Sebastian Janikowski FG)
- 11-play, 85-yard drive (2:25) vs. KC on Oct. 19, 2017 (2-yard TD to WR Michael Crabtree)
- 11-play, 70-yard drive (3:41) vs. Cle on Sept. 30, 2018 (29-yard Matt McCrane FG)
- 9-play, 63-yard drive (1:53) at Ari. on Nov. 18, 2018 (35-yard Daniel Carlson FG)
- 8-play, 75-yard drive (2:34) vs. Pit. on Dec. 9, 2018 (6-yard TD to TE Derek Carrier)
- 13-play, 97-yard drive (5:52) vs. Chi. on Oct. 6, 2019 (2-yard TD rush by RB Josh Jacobs)
- 7-play, 75-yard drive (3:12) vs. Det. on Nov. 3, 2019 (9-yard TD to WR Hunter Renfrow)
- 10-play, 75-yard drive (3:00) vs. LAC on Nov. 7, 2019 (18-yard TD rush by RB Josh Jacobs)



## 2019's MODEL

Shown below are Derek Carr's rankings in 2019 among all qualifying NFL quarterbacks.

### ----- COMPLETION PERCENTAGE -----

Rank	Player	Team	Completion %
1.	Drew Brees	New Orleans	74.3%
2.	<b>Derek Carr</b>	<b>Oakland</b>	<b>70.4%</b>
3.	Ryan Tannehill	Tennessee	70.3%
4.	Kirk Cousins	Minnesota	69.1%
5.	Jimmy Garoppolo	San Francisco	69.1%

### ----- RED ZONE TOUCHDOWN PASSES ON 3RD DOWN -----

Rank	Player	Team	Touchdowns
1.	<b>Derek Carr</b>	<b>Oakland</b>	<b>10</b>
2.	Jared Goff	L.A. Rams	9
3t.	Carson Wentz	Philadelphia	8
3t.	Daniel Jones	N.Y. Giants	8
5t.	Lamar Jackson	Baltimore	7
5t.	Matt Ryan	Atlanta	7
5t.	Tom Brady	Ne England	7

### ----- TOUCHDOWN PASSES ON 3RD DOWN -----

Rank	Player	Team	TDS
1.	<b>Derek Carr</b>	<b>Oakland</b>	<b>14</b>
2t.	Jared Goff	L.A. Rams	11
2t.	Carson Wentz	Philadelphia	11
4t.	Daniel Jones	N.Y. Giants	10
4t.	Matt Ryan	Atlanta	10
6t.	Seven Tied	-----	9

### ----- PASSER RATING -----

Rank	Player	Team	Rating
1.	Ryan Tannehill	Tennessee	117.5
2.	Drew Brees	New Orleans	116.3
3.	Lamar Jackson	Baltimore	113.3
4.	Kirk Cousins	Minnesota	107.4
5.	Russell Wilson	Seattle	106.3
6.	Matthew Stafford	Detroit	106.0
7.	Patrick Mahomes	Kansas City	105.3
8.	Jimmy Garoppolo	San Francisco	102.0
9.	<b>Derek Carr</b>	<b>Oakland</b>	<b>100.8</b>
10.	Dak Prescott	Dallas	99.7

### ----- PASSER RATING ON 3RD DOWN -----

Rank	Player	Team	Rating
1.	<b>Derek Carr</b>	<b>Oakland</b>	<b>127.4</b>
2.	Ryan Tannehill	Tennessee	125.6
3.	Patrick Mahomes	Kansas City	116.4
4.	Matthew Stafford	Detroit	116.3
5.	Lamar Jackson	Baltimore	110.4
6.	Kirk Cousins	Minnesota	108.0
7.	Deshaun Watson	Houston	105.5
8.	Matt Ryan	Atlanta	103.0
9.	Jimmy Garoppolo	San Francisco	101.9
10.	Dak Prescott	Dallas	101.7

\*Carr's passer rating on third down last season was the highest in the NFL since Tom Brady had 127.7 in 2016 for the Patriots and is also the eighth-highest in the NFL since at least 1991.

## CARR'S COMPLETION %

In 2019, Carr broke his own record previously set in 2018 for highest single-season completion percentage in franchise history. Shown below are the top-10 completion percentage marks in club annals.

### ----- HIGHEST COMPLETION % IN TEAM HISTORY -----

Rank	Player	Year	Comp %
1.	<b>Derek Carr</b>	<b>2019</b>	<b>70.4%</b>
2.	Derek Carr	2018	68.9%
3.	Rich Gannon	2002	67.6%
4.	Ken Stabler	1976	66.7%
5.	Rich Gannon	2001	65.8%
6.	Derek Carr	2016	63.8%
7.	Derek Carr	2017	62.7%
8.	Ken Stabler	1973	62.7%
9.	Derek Carr	2015	61.1%
10.	Carson Palmer	2012	61.1%

Additionally, Carr's completion percentage of 70.4 in 2019 ranks among the best percentages in a single season in NFL history. Carr's 2019 campaign ranks eighth in NFL annals and the top-10 all-time is shown below.

### ----- HIGHEST COMPLETION % IN NFL HISTORY -----

Rank	Player	Year	Comp %
1.	Drew Brees	2018	74.4%
2.	Drew Brees	2019	74.3%
3.	Drew Brees	2017	72.0%
4.	Sam Bradford	2016	71.6%
5.	Drew Brees	2011	71.2%
6.	Drew Brees	2009	70.6%
7.	Ken Anderson	1982	70.6%
8.	<b>Derek Carr</b>	<b>2019</b>	<b>70.4%</b>
9.	Sammy Baugh	1945	70.3%
10.	Steve Young	1994	70.3%

Carr's completion percentage this past season was the best in NFL history among all players 28 years old or younger and among all players in their first six seasons in the NFL.

## PASSER RATING ON DEEP BALLS

Among pass attempts at least 15 yards in the air in 2019, Derek Carr ranked sixth in passer rating (105.9). Carr completed 50.6 percent of these particular attempts down the field, the second-best completion percentage in the NFL among quarterbacks with at least 75 such attempts.

### ----- PASSER RATING -----

Rank	Player	Comps.	Att	Rating
1.	Patrick Mahomes	58	122	121.8
2.	Kirk Cousins	40	86	118.1
3.	Dak Prescott	64	128	112.8
4.	Lamar Jackson	35	86	110.7
5.	Russell Wilson	51	124	106.4
6.	<b>Derek Carr</b>	<b>39</b>	<b>78</b>	<b>105.9</b>
7.	Gardner Minshew	38	78	104.4
8.	Deshaun Watson	49	106	103.7
9.	Jimmy Garoppolo	42	78	102.2
10.	Tom Brady	49	108	101.6

\*Min 75 attempts

## 19 300-YARD GAMES

Carr has eclipsed the 300-yard mark 19 times so far in his career. The Raiders are 12-7 when Carr reaches the 300-yard milestone, and 3-0 when Carr surpasses the 400-yard barrier.

### ----- CARR'S 300-YARD PASSING GAMES -----

Date	Opp.	Yards	Att./Cmp.	TDs	Passer Rtg.	Result
10/30/16	at TB	513	40/59	4	117.4	W, 30-24 (OT)
9/30/18	Cle	437	35/58	4	92.4	W, 45-42 (OT)
10/19/17	KC	417	29/52	3	101.2	W, 31-30
12/29/19	at Den.	391	29/46	1	97.3	L, 15-16
9/20/15	Bal.	351	30/46	3	100.9	W, 37-33
9/23/18	at Mia.	345	27/39	1	83.8	L, 20-27
11/1/15	NYJ	333	23/36	4	130.9	W, 34-20
11/29/15	at Ten.	330	24/37	3	120.3	W, 24-21
10/26/14	at Cle.	328	34/54	1	86.0	L, 13-23
12/9/18	Pit.	322	25/34	2	122.4	W, 24-21
9/11/16	at NO	319	24/38	1	98.5	W, 35-34
10/9/16	SD	317	25/40	2	93.4	W, 34-31
11/27/16	Car.	315	26/38	2	100.2	W, 35-32
9/27/15	at Cle.	314	20/32	2	115.9	W, 27-20
10/29/17	at Buf.	313	31/49	1	71.2	L, 14-34
9/10/18	LAR	303	29/40	0	62.8	L, 13-33
11/15/15	Min.	302	29/43	2	83.7	L, 14-30
11/8/15	at Pit.	301	24/44	4	96.9	L, 35-38
11/5/17	at Mia.	300	21/30	1	99.3	W, 27-24

\*\*\*On Oct. 30, 2016, Carr set a franchise record with his 513 yards passing en route to a 30-24 victory over the Tampa Bay Buccaneers.

## THREE-TD GAMES

Through his first 53 games, Carr put up some of the most prolific numbers in NFL history, as he ranks tied for third with the most three-touchdown performances to start his career. See Below:

Rank	Player	Team	3-TD Games
1.	Dan Marino	Dolphins	22
2.	Kurt Warner	St. Louis	21
<b>3t.</b>	<b>Derek Carr</b>	<b>Oakland</b>	<b>14</b>
3t.	Peyton Manning	Indianapolis	14
3t.	Aaron Rodgers	Green Bay	14
3t.	Matthew Stafford	Detroit	14

Now through Year 6, Carr has totaled 18 career games with at least three touchdown passes. The Raiders are 12-6 when Carr tosses three touchdowns or more. The chart below shows where Carr ranks in club history.

### ----- RAIDERS QBs WITH 3-TD PASSES IN A CONTEST -----

Rank	Player	Games
1.	Ken Stabler	20
2.	Daryle Lamonica	19
<b>3.</b>	<b>Derek Carr</b>	<b>18</b>
4.	Rich Gannon	16
5.	Tom Flores	11

\*\*\*Carr's 17 such games through his first five seasons rank first in club history, with Tom Flores' six such games ranking second. Among all quarterbacks in NFL history under the same criteria, Carr's 17 games with at least three touchdown passes are currently tied for sixth-most with Matthew Stafford and Johnny Unitas.

## KEEPING IT 100

Carr has posted passer ratings of at least 100 points in 32 career games (22-10 record). His 32 such games are tied for most in team history with Ken Stabler.

### ----- CARR'S 100-PLUS PASSER RATING GAMES -----

Date	Opp.	Passer Rtg.	Yards	TDs	INTs	Result
12/07/14*	SF	140.2	254	3	0	W, 24-13
10/25/15^	at SD	137.7	289	3	0	W, 37-29
10/28/14	Ind.	136.6	244	3	0	L, 28-42
09/17/17	NYJ	136.6	230	3	0	W, 45-20
11/26/17	Den.	136.3	253	2	0	W, 21-14
11/01/15	NYJ	130.9	333	4	0	W, 34-20
10/27/19	at Hou.	125.0	285	3	0	L, 24-27
10/02/16	at Bal.	123.4	199	4	0	W, 28-27
12/02/18	KC	123.2	285	3	0	L, 33-40
12/24/16	Ind.	122.6	228	3	0	W, 33-25
12/09/18	Pit.	122.4	322	2	0	W, 24-21
09/09/19	Den.	121.0	259	1	0	W, 24-16
11/29/15	at Ten.	120.3	330	3	0	W, 24-21
10/20/19	at GB	119.2	293	2	1	L, 24-42
12/22/19	at LAC	118.2	291	1	0	W, 24-17
10/30/16	at TB	117.4	513	4	0	W, 30-24 (OT)
11/21/16	Hou.	117.0	295	3	1	W, 27-20
11/03/19	Det.	116.2	289	2	0	W, 31-24
09/27/15	at Cle.	115.9	314	2	0	W, 27-20
12/08/19	Ten.	115.2	263	2	0	L, 21-42
09/18/16	Atl.	115.0	299	3	0	L, 28-35
09/16/18	at Den.	114.6	288	1	0	L, 19-20
09/10/17	at Ten.	114.3	262	2	0	W, 26-16
10/12/14	SD	107.7	282	4	1	L, 28-31
11/17/19	Cin.	105.7	292	1	1	W, 17-10
09/29/19	at Ind.	105.4	189	2	0	W, 31-24
09/22/19	Min.	103.7	242	2	1	L, 14-34
10/19/17	KC	101.7	417	3	0	W, 31-30
09/20/15	Bal.	100.9	351	3	1	W, 37-33
11/18/18	Ari.	100.5	192	2	0	W, 23-21
11/27/16	Car.	100.2	315	2	1	W, 35-32
10/01/17	at Den.	100.0	143	1	0	L, 10-16

\* 4th highest by first-year player since 1970 AFL-NFL merger  
^ 7th highest road rating in franchise history



## THROWING FOR SIX

Carr has enjoyed one of the most prolific starts to a career in NFL history, especially when it comes to finding the end zone. His 53 TDs rank second most by any NFL player through his first two seasons, trailing only Dan Marino (68). And although his 2016 season was cut short due to injury, he continued his stellar start to his career by throwing 28 more TDs in his third season. His 143 TDs are 10th-most in the NFL since 2014.

### TOUCHDOWN PASSES THROUGH FIRST TWO NFL SEASONS

Rank	Player	Years	TDs
1.	Dan Marino (Mia.)	1983-84	68
2.	<b>Derek Carr (Oak.)</b>	<b>2014-15</b>	<b>53</b>
T-3.	Peyton Manning (Ind.)	1998-99	52
T-3.	Russell Wilson (Sea.)	2012-13	52

### TOUCHDOWN PASSES THROUGH FIRST THREE NFL SEASONS

Rank	Player	Years	TDs
1.	Dan Marino (Mia.)	1983-85	98
2.	Andrew Luck (Ind.)	2012-14	86
3.	Peyton Manning (Ind.)	1998-2000	85
4.	<b>Derek Carr (Oak.)</b>	<b>2014-17</b>	<b>81</b>

### TOUCHDOWN PASSES THROUGH FIRST FOUR NFL SEASONS

Rank	Player	Years	TDs
1.	Dan Marino (Mia.)	1983-86	142
2.	Peyton Manning (Ind.)	1998-2001	111
3.	Russell Wilson (Sea.)	2012-15	106
4.	<b>Derek Carr (Oak.)</b>	<b>2014-17</b>	<b>103</b>
5.	Andrew Luck (Ind.)	2012-15	101

### TOUCHDOWN PASSES THROUGH FIRST FIVE NFL SEASONS

Rank	Player	Years	TDs
1.	Dan Marino (Mia.)	1983-87	168
2.	Peyton Manning (Ind.)	1998-2002	138
3.	Andrew Luck (Ind.)	2012-16	132
4t.	Matt Ryan (Atl.)	2008-12	127
4t.	Russell Wilson (Sea.)	2012-16	127
6.	Andy Dalton (Cin.)	2011-15	124
7.	<b>Derek Carr (Oak.)</b>	<b>2014-18</b>	<b>122</b>
8.	Cam Newton (Car.)	2011-15	117

### TOUCHDOWN PASSES THROUGH FIRST SIX NFL SEASONS

Rank	Player	Years	TDs
1.	Dan Marino (Mia.)	1983-87	196
3.	Andrew Luck (Ind.)	2012-18	171
2.	Peyton Manning (Ind.)	1998-2003	167
4t.	Russell Wilson (Sea.)	2012-16	161
4t.	Matt Ryan (Atl.)	2008-13	153
6.	Brett Favre (GB)	1991-96	147
7.	<b>Derek Carr (Oak.)</b>	<b>2014-19</b>	<b>143</b>

Carr crossed the 100-touchdown barrier just 60 games into his NFL career, the quickest to reach 100 passing scores in Raiders history. By doing so in his first four seasons, Carr joined Dan Marino, Peyton Manning, Andrew Luck and Russell Wilson as the only quarterbacks in NFL history to toss 100 touchdowns through their first four seasons in the league.

## RAIDERS ELITE

Carr threw 32 TD passes in 2015, giving him the second most TD passes in a season in franchise history behind Daryle Lamonica's 34 TDs in 1969. Lamonica also threw 30 TDs in 1967, making he and Carr the only Raiders to throw 30-plus TD passes in a season.

### ----- RAIDERS 30+ TD PASSING SEASONS -----

Rank	Player	Year	TDs
1.	Daryle Lamonica	1969	34
2.	<b>Derek Carr</b>	<b>2015</b>	<b>32</b>
3.	Daryle Lamonica	1967	30

## 4,000-YARD CLUB

With 185 yards in the 2018 season finale against the Kansas City Chiefs, **QB Derek Carr** surpassed the 4,000-yard barrier for the first time in his career. Carr became just the third quarterback in franchise history to hit the mark, joining Carson Palmer and Rich Gannon. Carr set himself apart in 2019, becoming the first quarterback in Raiders history with multiple 4,000-yard campaigns, as his 4,054 passing yards in 2019 rank second in club history to only Rich Gannon's 4,689 in 2002. He currently holds three of the top-5 single-season passing performances in club history.

Rank	Player	Year	Yards
1.	Rich Gannon	2002	4,689
2.	<b>Derek Carr</b>	<b>2019</b>	<b>4,054</b>
3.	<b>Derek Carr</b>	<b>2018</b>	<b>4,049</b>
4.	Carson Palmer	2012	4,018
5.	<b>Derek Carr</b>	<b>2015</b>	<b>3,987</b>
6.	<b>Derek Carr</b>	<b>2016</b>	<b>3,937</b>
7.	Jeff George	1997	3,917
8.	Rich Gannon	1999	3,840
9.	Rich Gannon	2001	3,828
10.	Kerry Collins	2005	3,759

## 3,000 YARDS

Carr is one of just five quarterbacks in NFL history to pass for at least 3,000 yards in each of their first six seasons in the league.

### ---- QBs W/ SIX 3,000 YARD SEASONS TO START CAREER ----

Player	Team	Years
<b>Derek Carr</b>	<b>Oakland Raiders</b>	<b>2014-19</b>
Andy Dalton	Cincinnati Bengals	2011-16
Peyton Manning	Indianapolis Colts	1998-03
Cam Newton	Carolina Panthers	2011-16
Russell Wilson	Seattle Seahawks	2012-17

## FRANCHISE RECORD

In Week 2 of **QB Derek Carr's** sixth year in the NFL, he cemented himself as the club's all-time passing yards leader with a 16-yard completion to **TE Darren Waller** in the second quarter, breaking the record held by **Hall of Fame QB Ken Stabler** since 1979. Carr became just the 15th quarterback in NFL history to surpass 19,000 passing yards in 80 career games or less, as his 19,196 yards ranked 12th through a player's first 80 career contests. A look below shows the club's top-5 passing leaders in franchise history. He surpassed the 20,000 barrier in his 84th game.

### ----- PASSING YARDS AS A RAIDER -----

Rank	Player	Passing Yards	Career Games
1.	<b>Derek Carr</b>	<b>22,793</b>	<b>94</b>
2.	Ken Stabler	19,078	130
3.	Rich Gannon	17,585	74
4.	Daryle Lamonica	16,655	95
5.	Jim Plunkett	12,665	70





## 20 TD PASSES

Only seven quarterbacks in NFL history have passed for 20 touchdowns in five of their first six seasons in the NFL. That list can be found below.

### --- SEASONS WITH 20 TD PASSES THROUGH YEAR 6 ---

Rank	Player	Years	Count
1t.	Peyton Manning	1998-03	6
1t.	Dan Marino	1983-88	6
1t.	Russell Wilson	2012-17	6
4t.	<b>Derek Carr</b>	<b>2014-19</b>	<b>5</b>
4t.	Andrew Luck	2012-18	5
4t.	Eli Manning	2005-09	5
4t.	Matt Ryan	2009-13	5

Carr also became the only quarterback in franchise history to throw at least 20 touchdown passes in five seasons, breaking a tie with Rich Gannon and Daryle Lamonica with four such seasons.

## TD-INT RATIO

Among Carr's great talents as a quarterback is his ability to protect the ball and minimize turnovers. Through the first six years of his career, there have been few to ever do it better than Carr when it comes to touchdown-to-interception ratio.

Carr's 2.31 TD-INT ratio (143/62) is fifth-best in NFL history among QBs with 3,000-or-more attempts. Shown below is the elite company Carr has joined with those numbers:

Rank	Player	Team	Ratio
1.	Aaron Rodgers	Green Bay	4.33
2.	Russell Wilson	Seattle	3.34
3.	Tom Brady	New England	3.02
4.	Drew Brees	New Orleans	2.31
5.	<b>Derek Carr</b>	<b>Oakland</b>	<b>2.31</b>
6.	Matt Ryan	Atlanta	2.18
7.	Steve Young	San Francisco	2.17
8.	Peyton Manning	Den./Ind.	2.15

## ALL-TIME TOUCHDOWN LIST

Now through Year 6, Carr ranks highly among the Raider greats in many statistical categories. Carr enters Year 7 just seven touchdown passes away from tying Ken Stabler for the most in franchise history.

### ----- TOUCHDOWN PASSES AS A RAIDER -----

Rank	Player	Pass TDs
1.	Ken Stabler	150
2.	Daryle Lamonica	148
3.	<b>Derek Carr</b>	<b>143</b>
4.	Rich Gannon	114
5.	Tom Flores	92
6.	Jim Plunkett	80

## CARR'S COMPLETIONS

With 22 completions in Week 15 of 2019, QB Derek Carr surpassed 300 for the campaign. Only two quarterbacks in NFL history have completed at least 300 passes in each of their first six seasons in the league.

### --- SEASONS WITH 300 COMPLETIONS THROUGH YEAR 6 ---

Rank	Player	Years	Count
1t.	<b>Derek Carr</b>	<b>2014-19</b>	<b>6</b>
1t.	Peyton Manning	1998-03	6
2t.	Andy Dalton	2011-16	5
2t.	Brett Favre	1992-96	5
2t.	Joe Flacco	2009-13	5
2t.	Andrew Luck	2012-18	5

### --- SEASONS WITH 300 COMPLETIONS THROUGH YEAR 5 ---

Rank	Player	Years	Count
1t.	<b>Derek Carr</b>	<b>2014-18</b>	<b>5</b>
1t.	Peyton Manning	1998-02	5
3.	Drew Bledsoe	1994-97	4
4.	Andy Dalton	2011-14	4
5.	Brett Favre	1992-95	4
6.	Joe Flacco	2009-12	4
7.	Andrew Luck	2012-16	4

With his 15th completion in the 2018 Week 17 contest against the Kansas City Chiefs, Carr surpassed Peyton Manning for most completions by a player through their first five seasons in the NFL. A look below shows additional players Carr moved ahead of this past season in the respective category.

### --- MOST COMPLETIONS THROUGH YEAR 5 (NFL HISTORY) ---

Rank	Player	Completions	Comp. %
1.	<b>Derek Carr</b>	<b>1,759</b>	<b>62.82</b>
2.	Peyton Manning	1,749	62.09
3.	Matt Ryan	1,654	62.72
4.	Ryan Tannehill	1,653	62.68
5.	Drew Bledsoe	1,624	59.98
6.	Andrew Luck	1,570	59.22
7.	Blake Bortles	1,561	59.31
8.	Andy Dalton	1,556	62.31
9.	Dan Marino	1,512	60.63
10.	Joe Flacco	1,507	60.55

### --- MOST COMPLETIONS THROUGH YEAR 6 (NFL HISTORY) ---

Rank	Player	Completions	Comp. %
1.	Peyton Manning	2,128	62.90
2.	<b>Derek Carr</b>	<b>2,120</b>	<b>63.99</b>
3.	Matt Ryan	2,093	63.66
4.	Andrew Luck	2,000	60.79
5.	Andy Dalton	1,920	62.75
6.	Drew Bledsoe	1,887	55.80
7.	Joe Flacco	1,869	60.23
8.	Dan Marino	1,866	60.19
9.	Matthew Stafford	1,848	58.63
10.	Ryan Tannehill	1,829	62.83



## A CARR IN ITS OWN CLASS

In his 53rd career game in Week 7 (2017) against the Kansas City Chiefs, a three-touchdown, 417-yard performance pushed Carr passed 90 career touchdowns (92). He became the first quarterback in NFL history to cross 90 touchdown passes while throwing less than 40 interceptions. Listed below are other players who have also reached the aforementioned milestone at the time of Carr's feat.

Player	Pass TDs	INTs	Rating
Dan Marino (Mia.)	121	60	94.0
Kurt Warner (Stl.)	102	65	97.2
Andrew Luck (Ind.)	97	52	85.5
Matthew Stafford (Det.)	96	60	84.6
Peyton Manning (Ind.)	95	67	85.8
Carson Palmer (Cin.)	94	53	91.4
<b>Derek Carr (Oak.)</b>	<b>92</b>	<b>35</b>	<b>88.7</b>

## RECORD STREAK

From midway through the team's Week 5 (2018) contest against the Los Angeles Chargers to the opening quarter of their Week 17 matchup with the Kansas City Chiefs, **QB Derek Carr** did not throw an interception. A span of nearly 12 games and totaling a remarkable 332 pass attempts, Carr broke the previous franchise record set by Rich Gannon in 2001 (277) for most consecutive passes without an interception and etched himself among NFL history.

### --- MOST CONSECUTIVE PASSES W/O AN INT IN NFL HISTORY ---

Rank	Player	Attempts	Years
1.	Aaron Rodgers	402	2018
2.	Tom Brady	358	2010-11
3.	<b>Derek Carr</b>	<b>332</b>	<b>2018</b>

## 2015 TDs

Carr threw a career-high 32 TD passes in 2015, averaging two TDs per start. Carr finished the year just two TDs shy of the Raiders franchise record, currently held by Daryle Lamonia (34 in 1969). Here is where Carr ranked in TD passes in 2015:

### ----- 2015 TOUCHDOWN PASSES -----

Rank	Player	Team	TDs
1.	Tom Brady	New England	36
T-2.	Blake Bortles	Jacksonville	35
T-2.	Eli Manning	N.Y. Giants	35
T-2.	Cam Newton	Carolina	35
T-2.	Carson Palmer	Arizona	35
6.	Russell Wilson	Seattle	34
<b>T-7.</b>	<b>Derek Carr</b>	<b>Oakland</b>	<b>32</b>
T-7.	Drew Brees	New Orleans	32
T-7.	Matthew Stafford	Detroit	32

## LEADING THE CLASS

As a rookie in 2014, Carr led his draft class in completions (348), passing yards (3,270) and touchdowns (21). His prolific rookie campaign ranks among the best in NFL annals. He has continued to excel compared to both the 2014 draft class and the NFL in general.

Category	Carr	2014 Class Rank	Carr (2014)	All-time Rookie Rank
Completions	2,120	1st	348	2nd
Passing Yards	22,793	1st	3,270	11th
Passing TDs	143	1st	21	T-6th
QB Rating	90.7	1st	76.6	9th <sup>^</sup>

\*Minimum five QB starts

<sup>^</sup>Minimum 400 attempts

## CARR IN CRUISE CONTROL

In Week 2 in 2018 against the Denver Broncos, **QB Derek Carr** put together one of the greatest single-game performances in NFL history when he completed 29 of his 32 pass attempts for a 90.6 completion percentage. Among quarterbacks with at least 20 pass attempts in a contest, Carr's mark against the Broncos ranks fifth all-time, while standing as the best single-game percentage in club history. Only 10 quarterbacks in NFL history have crossed the 90 completion percentage barrier among the same criteria. On the season Carr ranked fifth in the NFL with a 68.9 completion percentage.

### ----- TOP SINGLE-GAME COMPLETION % (NFL HISTORY)-----

Rank	Player	DATE	CMP/ATT	CMP %
1.	Drew Brees	12/16/19	29/30	96.67
2.	Philip Rivers	11/25/18	28/29	96.55
3.	Marcus Mariota	11/26/18	22/23	95.65
4.	Kurt Warner	9/20/09	24/26	92.31
5.	Vinny Testaverde	12/26/93	21/23	91.30
6.	Ken Anderson	11/10/74	20/22	90.91
<b>7.</b>	<b>Derek Carr</b>	<b>9/16/18</b>	<b>29/32</b>	<b>90.63</b>
8.	Lynn Dickey	12/13/81	19/21	90.48
9t.	Philip Rivers	11/1/12	18/20	90.00
9t.	Tony Romo	12/21/14	18/20	90.00
9t.	Steve Young	10/20/91	18/20	90.00

\*As shown above, Carr became the first quarterback in NFL history to complete at least 90 percent of his passes while recording at least 30 pass attempts in the contest.



## MADD MAXX



**DE Maxx Crosby** was drafted in the fourth round (106th overall) of the 2019 NFL Draft. Crosby appeared in 37 contests during his career with Eastern Michigan, starting in all 24 games in his final two seasons with the school. Over his collegiate career, he totaled 162 tackles (73 solo), including 41 for loss, 20 sacks, one interception returned for a touchdown, four passes defensed, eight forced fumbles and four fumble recoveries. Crosby's tackles for loss and sack total over his career both rank second in Eastern Michigan lore. As a senior in 2018, he notched his second All-MAC First Team honor, becoming just the third defensive player in school history to garner the accolade in consecutive seasons and just the fourth Eagle defender overall to earn the honor twice over their career.

Crosby became a game-changer on defense during his rookie season and finished with the second-most sacks by a rookie in franchise history.

# 98

### ----- MAXX CROSBY STATS -----

Year	GP	GS	Total	Solo	Asst.	Sacks	Yds.	INTs	PD	FF
2019	16	10	46	35	11	10.0	69.5	0	4	4

### ----- RAIDERS ROOKIE SACK LEADERS -----

Rank	Player	Year	Sacks
1.	Greg Townsend	1983	10.5
2.	<b>Maxx Crosby</b>	<b>2019</b>	<b>10.0</b>
3.	Aaron Wallace	1990	9.0
4.	Bill Pickel	1983	6.0
5.	Scott Davis	1988	5.5
6t.	Lamarr Houston	2010	5.0
6t.	Trevor Scott	2008	5.0
8t.	Tony Bryant	1999	4.5
8t.	<b>Clelin Ferrell</b>	<b>2019</b>	<b>4.5</b>
8t.	Sio Moore	2013	4.5

## 2019 ROOKIE SACK LEADERS

Crosby finished the season as only the second defender in franchise history to record double-digit sacks as a rookie. He finished second in the NFL among rookies with 10 sacks on the season.

### ----- 2019 ROOKIE SACK LEADERS -----

Rank	Player	Team	SACKS
1.	Josh Allen	Jaguars	10.5
2.	<b>Maxx Crosby</b>	<b>Raiders</b>	<b>10.0</b>
3.	Nick Bosa	49ers	9.0
4.	Brian Burns	Panthers	7.5
5.	Montez Sweat	Redskins	7.0
6.	Chase Winovich	Patriots	5.5
7.	Ed Oliver	Bills	5.0
8t.	<b>Clelin Ferrell</b>	<b>Raiders</b>	<b>4.5</b>
8t.	Oshane Ximines	Giants	4.5
10t.	Sam Eguavoen	Dolphins	3.5
10t.	Dre'Mont Jones	Broncos	3.5

## SINGLE-GAME SACKS

Crosby earned AFC Defensive Player of the Week honors in Week 11 last year after recording a Raiders rookie record four sacks, a mark that is tied for second-most in NFL history among rookies.

### ----- RAIDERS SINGLE-GAME SACK LEADERS -----

Rank	Player	Year	SACKS
1t.	Howie Long	1983	5.0
1t.	Khalil Mack	2015	5.0
3t.	<b>Maxx Crosby</b>	<b>2019</b>	<b>4.0</b>
3t.	Anthony Smith	1992	4.0
3t.	Anthony Smith	1993	4.0
3t.	Kameron Wimbley	2011	4.0

### ----- NFL ROOKIE SINGLE-GAME SACK LEADERS -----

Rank	Player	Year	SACKS
1.	Leslie O'Neil	1986	5.0
2t.	<b>Maxx Crosby</b>	<b>2019</b>	<b>4.0</b>
2t.	Cornelius Bennett	1987	4.0
2t.	Brian Orakpo	2009	4.0
5t.	Three Tied	-----	3.5

### ----- RAIDERS ROOKIE SINGLE-GAME SACK LEADERS -----

Rank	Player	Year	SACKS
1.	<b>Maxx Crosby</b>	<b>2019</b>	<b>4.0</b>
2.	Greg Townsend	1983	3.0
3.	<b>Clelin Ferrell</b>	<b>2019</b>	<b>2.5</b>
4t.	12 Tied	-----	2.0

## 4TH-ROUND GEM

Crosby became just the fourth player in franchise history who was drafted by the club in the fourth round or later to record double-digit sacks in a single season, joining Greg Townsend, Rod Martin and Rod Coleman. Shown below are players in 2019 who have been drafted in the fourth round or later and their respective sacks last season.

### ----- 2019 SACK LEADERS ----- DRAFTED IN 4TH ROUND OR LATER

Rank	Player	Team	Sacks
1.	Za'Darius Smith	Packers	13.5
2.	<b>Maxx Crosby</b>	<b>Raiders</b>	<b>10.0</b>
3.	Matt Judon	Ravens	9.5
4.	Matthew Loannidis	Redskins	8.5
5.	Everson Griffen	Vikings	8.0



## 10 SACKS AND 4 FORCED FUMBLES

With his 1.5 sacks and one forced fumble in the 2019 regular season finale, **DE Maxx Crosby** became the fifth rookie since at least 2000 to record double-digit sacks and at least four forced fumbles in their rookie campaign. The elite list Crosby joined is found below.

### ----- ROOKIES W/ 10 SACKS AND 4 FORCED FUMBLES -----

Year	Player	Sacks	Forced Fumbles
2002	Dwight Freeneey	13.0	9
2002	Julius Peppers	12.0	5
2003	Terrell Suggs	12.0	6
2006	Mark Anderson	12.0	4
<b>2019</b>	<b>Maxx Crosby</b>	<b>10.0</b>	<b>4</b>

## 10 SACKS AND 16 TFLs

**DE Maxx Crosby** became the first rookie since Joey Bosa (2016) with 10-plus sacks and 15-plus tackles for loss (16). Listed below are the players across the NFL who accomplished the feat in 2019.

### ----- PLAYERS WITH AT LEAST 10 SACKS AND 15 TFLs -----

Rank	Player	Sacks	Tackles For Loss
1.	Shaquil Barrett	19.5	19
2.	Cameron Jordan	15.5	15
3.	Danielle Hunter	14.5	15
4.	Za'Darius Smith	13.5	17
5.	Aaron Donald	12.5	20
6t.	Dante Fowler	11.5	16
6t.	Bud Dupree	11.5	16
6t.	Joey Bosa	11.5	18
<b>9.</b>	<b>Maxx Crosby</b>	<b>10.0</b>	<b>16</b>

Crosby is just the second Raider in franchise history to record at least 10 sacks and 15 tackles for loss in a single season, joining Khalil Mack (2015 and 2017).

## 4TH QUARTER SACKS

Crosby turned it on in the fourth quarter during his rookie campaign, finishing with the second-most sacks in the NFL during the final frame of play amongst his rookie peers.

### ----- 4TH QUARTER SACKS BY ROOKIES -----

Rank	Player	Team	Sacks
1.	Brian Burns	Panthers	5.0
<b>2.</b>	<b>Maxx Crosby</b>	<b>Raiders</b>	<b>4.0</b>
<b>3.</b>	<b>Clelin Ferrell</b>	<b>Raiders</b>	<b>3.0</b>
4.	Josh Allen	Jaguars	2.5
5t.	Oshane Ximines	Giants	2.0
5t.	Chase Winovich	Patriots	2.0
5t.	Nick Bosa	49ers	2.0

## AFC DEFENSIVE PLAYER OF THE WEEK

After setting a Raiders rookie record in Week 11 of the 2019 campaign with four sacks in the contest against the Cincinnati Bengals, **DE Maxx Crosby** became the second rookie player in franchise history (Phillip Buchanon - 2002) to earn AFC Defensive Player of the Week Honors and the first Raider to win the award since 2016.

**Stat line:** Posted five tackles (four solo), including three for loss, four sacks and one forced fumble.

### ● **Recorded four sacks.**

- o Crosby's four sacks in Week 11 are tied for second-most by a rookie in NFL history.

- o Crosby is just the fourth rookie in NFL history to record four sacks in a game and the first to do so since Brian Orakpo in 2009.

- o Crosby's four sacks in Week 11 set a new franchise record for most sacks in a game by a rookie.

- o Four sacks rank tied for second-most by a player in franchise history.

- o Crosby's four sacks in Week 11 were the most among all defenders in the NFL.

- o Crosby's four sacks in Week 11 are tied for the most in a single contest by a player in 2019.

- o Crosby is one of just four players to record four sacks in a contest in 2019.

### ● **Crosby recorded three sacks in the fourth quarter in Week 11.**

- o Crosby's three sacks are tied for second-most in the fourth quarter of a contest since at least 1991.

- o Crosby is one of just two players with three sacks in a fourth quarter this season.

- o Dating back to 2000, Crosby is the only rookie to record three sacks in a fourth quarter of a contest.

- o Crosby's third sack of the fourth quarter came on the Bengals' final offensive drive and set the team up with a second-and-19 that ended in a Raiders interception.

- **Crosby is one of four players in Week 11 to register multiple sacks and at least one forced fumble.**



## JOSH JACOBS



With the 24th overall selection in the 2019 NFL Draft, the Raiders selected **RB Josh Jacobs** to be their bell-cow back out of the University of Alabama. After earning the starting role at the conclusion of his first training camp, Jacobs made his rookie debut on Monday Night Football at home against the Denver Broncos. With 23 carries for 85 yards and two rushing scores, while adding one reception for 28 yards, Jacobs became the first player since **RB LaDainian Tomlinson** (2001) to tally two rushing TDs and 100 yards from scrimmage in his rookie debut. Jacobs also became the first player in franchise history to score two rushing TDs in his NFL debut. Since then, Jacobs took the NFL by storm, becoming the first rookie in franchise history to earn two NFL Offensive Rookie of the Month honors (October and November), while racking up five 100-yard performances and also breaking RB Marcus Allen's franchise rookie rushing record set in 1982 for total rushing yards and 100-yard contests. Jacobs also became the 21st player in NFL history with 1,000 rushing yards through his first 12 career contests.

# 28

### ----- JOSH JACOBS' ROOKIE STATS -----

Year	Team	GP	GS	Att.	Yds.	Avg.	Lg.	TD
2019	Oakland	13	13	242	1,150	4.8	51	7
<b>Totals</b>		<b>13</b>	<b>13</b>	<b>242</b>	<b>1,150</b>	<b>4.8</b>	<b>51</b>	<b>7</b>

## NFL RUSHING LEADERS

**RB Josh Jacobs** rushed for 1,150 yards in just his first 13 contests, good for eighth-most in the NFL. In Week 11, Jacobs became the 12th player in NFL history with at least 900 yards (923) through a player's first 10 career games. Jacobs crossed the 1,000-yard barrier in Week 13, marking the 16th time in club history a player has rushed for 1,000 yards. Below shows a closer look at rushing leaders across the league.

### ----- 2019 NFL RUSHING LEADERS -----

Rank	Player	Team	Rushing Yards
1.	Derrick Henry	Titans	1,540
2.	Nick Chubb	Browns	1,494
3.	Christian McCaffrey	Panthers	1,387
4.	Ezekiel Elliott	Cowboys	1,357
5.	Chris Carson	Seahawks	1,230
6.	Lamar Jackson	Ravens	1,206
7.	Leonard Fournette	Jaguars	1,152
<b>8.</b>	<b>Josh Jacobs</b>	<b>Raiders</b>	<b>1,150</b>
9.	Joe Mixon	Bengals	1,137
10.	Dalvin Cook	Vikings	1,135

\*Jacobs' 1,150 yards on the ground rank first in franchise history among all rookie rushers, topping Marcus Allen's previous record of 697 yards set in 1982.

## RAIDERS ALL-TIME SINGLE SEASON

In Week 13, **RB Josh Jacobs** has become just the 12th player in Raiders lore to rush for 1,000 yards in a single season and did so in just his 12th career contest. He is one of four players in franchise history to accomplish the feat through the first 12 games of a season. Jacobs is also the only rookie in franchise history to cross 1,000 yards in a single season. A look below shows where he ranks in Raiders history.

### ----- RAIDERS SINGLE-SEASON RUSHING LEADERS -----

Rank	Player	Year	Rushing Yards
1.	Marcus Allen	1985	1,759
2.	Napoleon Kaufman	1997	1,294
3.	Mark van Eeghen	1977	1,273
4.	Marcus Allen	1984	1,168
5.	Darren McFadden	2010	1,157
<b>6.</b>	<b>Josh Jacobs</b>	<b>2019</b>	<b>1,150</b>
7.	Harvey Williams	1995	1,114
8.	Marv Hubbard	1972	1,100
9.	Clem Daniels	1963	1,099
10.	Mark van Eeghen	1978	1,080
11.	Latavius Murray	2015	1,066
12.	Tyrone Wheatley	2000	1,046
13.	LaMont Jordan	2005	1,025
14.	Marcus Allen	1983	1,014
15.	Mark van Eeghen	1976	1,012
16.	Justin Fargas	2007	1,009

### ----- RAIDERS SINGLE-SEASON RUSHING TD LEADERS -----

Rank	Player	Year	Rushing TDs
1.	Pete Banaszak	1975	16
2.	Marcus Allen	1984	13
3t.	Latavius Murray	2016	12
3t.	Marcus Allen	1990	12
5t.	Marcus Allen	1985	11
5t.	Marcus Allen	1982	11
7t.	Harvey Williams	1995	9
7t.	Marcus Allen	1978	9
7t.	Tyrone Wheatley	2000	9
7t.	LaMont Jordan	2005	9
7t.	Marcus Allen	1983	9
12t.	Tyrone Wheatley	1999	8
12t.	Charlie Smith	1972	8
12t.	Michael Bush	2010	8
12t.	Pete Banaszak	1971	8
<b>17t.</b>	<b>Josh Jacobs</b>	<b>2019</b>	<b>7</b>
17t.	12 Others Tied	-----	7



## YARDS AFTER CONTACT

**RB Josh Jacobs** was been superb in his rookie season and in large part due to his ability to consistently gain yards after contact. A look below details just how well Jacobs has performed after first contact.

### ----- 2019 YARDS AFTER CONTACT LEADERS -----

Rank	Player	Team	YAC
1.	Derrick Henry	Titans	979
2.	Nick Chubb	Browns	873
3.	Leonard Fournette	Jaguars	806
4.	Chris Carson	Seahawks	749
5.	<b>Josh Jacobs</b>	<b>Raiders</b>	<b>686</b>
6.	Ezekiel Elliott	Cowboys	683
7.	Dalvin Cook	Vikings	610
8.	Joe Mixon	Bengals	603
9.	Carlos Hyde	Texans	552
10.	Adrian Peterson	Redskins	535

\*Jacobs' 686 rushing yards through his first 13 games of the season ranked sixth among all rookies during the Super Bowl Era (post 1970 AFL-NFL Merger).

### ----- YARDS AFTER CONTACT PER RUSH -----

Rank	Player	Team	YAC/Rush
1.	Damien Williams	Chiefs	3.27
2.	Derrick Henry	Titans	3.23
3.	Leonard Fournette	Jaguars	3.04
4.	Nick Chubb	Browns	2.93
5.	Benny Snell	Steelers	2.85
6t.	<b>Josh Jacobs</b>	<b>Raiders</b>	<b>2.83</b>
6t.	Gus Edwards	Ravens	2.83
8.	Chris Carson	Seahawks	2.69
9.	Mark Ingram	Ravens	2.62
10.	Adrian Peterson	Redskins	2.54

## PRO FOOTBALL FOCUS' BEST

**RB Josh Jacobs** was praised for his performance as a rookie by many last season, Pro Football Focus included. He earned the second-best rushing grade in 2019 and forced more missed tackles than anyone in the National Football league in just his first year.

### ----- PFF RUNNING BACK GRADES -----

Rank	Player	Team	Grade
1.	Nick Chubb	Browns	90.3
2.	<b>Josh Jacobs</b>	<b>Raiders</b>	<b>86.9</b>
3.	Dalvin Cook	Vikings	83.5
4.	Ezekiel Elliott	Cowboys	83.1
5.	Aaron Jones	Packers	81.3

### ----- PFF MISSED TACKLES FORCED-----

Rank	Player	Team	MTFs
1.	<b>Josh Jacobs</b>	<b>Raiders</b>	<b>70</b>
2t.	Nick Chubb	Browns	68
2t.	Chris Carson	Seahawks	63
4.	Derrick Henry	Titans	62
5.	Joe Mixon	Bengals	53

Since 2006, only Marshawn Lynch in 2013 (76) and 2014 (91) forced more missed tackles on runs than Josh Jacobs' 70 during his rookie season.

## RAIDERS DEBUT

**RB Josh Jacobs'** 85 yards on the ground in Week 1 of 2019 ranks third in franchise history among all rookies in their NFL debut.

### ----- MOST RUSHING YARDS IN RAIDERS DEBUT -----

Year	Player	Yards	TDs
1982	Marcus Allen	116	1
1965	Roger Hagberg	87	0
2019	<b>Josh Jacobs</b>	<b>85</b>	<b>2</b>
2016	Jalen Richard	84	1

\*Jacobs also became the first Raiders player since 1972 to score multiple TDs in his NFL debut.

## ELITE FIRST 13

**RB Josh Jacobs** ranks among NFL history's elite when it comes to rushing yards as a 21-year-old. Shown below is the Top-5 season performances by a player 21-or-younger in their first 13 career games.

Rank	Player	Year	Yards
1.	Ezekiel Elliott	Cowboys	1,392
2.	Edgerrin James	Colts	1,311
3.	Barry Sanders	Lions	1,208
4.	<b>Josh Jacobs</b>	<b>Raiders</b>	<b>1,150</b>
5.	Saquon Barkley	Giants	1,124

## RUSHING YARDS PER GAME

**RB Josh Jacobs** finished the year averaging 88.5 rushing yards per game, the 20th-best average by a rookie since the 1970 AFL-NFL Merger and third-best average by all running backs in 2019.

### ----- RUSHING YARDS PER GAME -----

Rank	Player	Team	Rush Yds/G
1.	Derrick Henry	Titans	102.7
2.	Nick Chubb	Browns	93.4
3.	<b>Josh Jacobs</b>	<b>Raiders</b>	<b>88.5</b>
4.	Christian McCaffrey	Panthers	86.7
5.	Ezekiel Elliott	Cowboys	84.8



## NFL OFFENSIVE ROOKIE OF THE MONTH

After a strong start to his rookie campaign, **RB Josh Jacobs** owned the month of October and became the first rookie in franchise history to be named NFL Offensive Rookie of the Month, joining **CB Charles Woodson** (1998) as the only other rookie in club history to earn the honor on either side of the ball. Take a look at some of his stats from the month of October below.

**Stat line:** Rushed 62 times for 313 yards and two rushing touchdowns, adding eight receptions for 45 yards in just three games during the month of October.

● **Two 100-yard rushing contests.**

○ Tied for first in the NFL among all players during the month of October.

○ First in the NFL among rookies during the month of October.

● **Most rushing yards (123) by a rookie running back in the 27 NFL games played in London since 2007.**

● **Averaged 104.3 rushing yards per game in October.**

○ Ranked fourth in the NFL during the month of October.

○ Ranked third in the AFC during the month of October.

○ Ranked first among all rookies during the month of October.

● **313 rushing yards in October.**

○ Ranked seventh in the NFL during the month of October.

○ Ranked fourth in the AFC during the month of October.

○ Ranked first among all rookies during the month of October.

○ Most rushing yards by a Raiders rookie during the month of October in franchise history (and did so in just three contests).

● **Averaged 5.05 yards per carry in the month of October.**

○ Ranked first in the NFL among all players with at least 60 carries during the month of October.

## NFL OFFENSIVE ROOKIE OF THE MONTH

**RB Josh Jacobs** continued to roll in the month of November and tacked on his second consecutive NFL Offensive Rookie of the Month Award, becoming the first Raider in club history with two Rookie of the Month honors. Jacobs is the first rookie in the NFL to win the award in consecutive months since Odell Beckham Jr. did so in November and December of 2014.

**Stat line:** Rushed 94 times for 441 yards and three rushing touchdowns, adding seven receptions for 44 yards from Weeks 9-13.

● **Three 100-yard rushing contests.**

○ Ranked tied for first in the NFL among all players.

○ Ranked first in the NFL among rookies.

● **Four 100-yard scrimmage contests.**

○ Ranked second in the NFL among all players.

○ Ranked first in the AFC among all players.

○ Ranked first in the NFL among all rookies.

● **Rushed for three touchdowns.**

○ Ranked tied for fifth in the NFL among all players.

○ Ranked first in the NFL among all rookies.

● **Averaged 88.2 rushing yards per game.**

○ Ranked fourth in the NFL among all players.

○ Ranked first in the NFL among rookies.

● **441 rushing yards.**

○ Ranked second in the NFL among all players.

○ Ranked first in the NFL among all rookies.

○ And in doing so, became just the 12th player in club history with 1,000 yards in a season

○ First rookie to ever do so.

○ Fourth player in team history to do so in the first 12 games of a season.

○ Led all rookies with 1,061 rushing yards and ranked fourth in the NFL overall.

## ROOKIE LEADER

**RB Josh Jacobs** paced all rookies in the league in every major rushing category in 2019. Those stats are highlighted below.

----- RUSHING TDs AMONG NFL ROOKIES -----

Rk.	Player	Rush TDs
1.	<b>Josh Jacobs (Oak.)</b>	<b>7</b>
2.	David Montgomery (Chi.)	6
3.	Two Tied	4

----- RUSHING YARDS AMONG NFL ROOKIES -----

Rk.	Player	Rush Yards
1.	<b>Josh Jacobs (Oak.)</b>	<b>1,150</b>
2.	David Montgomery (Chi.)	889
3.	Miles Sanders (Phi.)	818

----- RUSHING YARDS/GAME AMONG NFL ROOKIES -----

Rk.	Player	Yards/Game
1.	<b>Josh Jacobs (Oak.)</b>	<b>88.5</b>
2.	Devin Singletary (Buf.)	64.6
3.	David Montgomery (Chi.)	55.6

----- YARDS AFTER CONTACT AMONG NFL ROOKIES -----

Rk.	Player	Rush YAC
1.	<b>Josh Jacobs (Oak.)</b>	<b>686</b>
2.	David Montgomery (Chi.)	399
3.	Devin Singletary (Buf.)	365

----- RUSHING 1ST DOWNS AMONG NFL ROOKIES -----

Rk.	Player	1st Downs
1.	<b>Josh Jacobs (Oak.)</b>	<b>53</b>
2.	David Montgomery (Chi.)	50
3.	Devin Singletary (Buf.)	37

## TOP SINGLE GAMES

In Week 9 of 2019, **RB Josh Jacobs** recorded his third game with at least 120 yards on the ground, marking a new franchise record by a rookie running back and breaking Marcus Allen's previous record of two such games. A look below shows some of Jacobs' top rushing performances in 2019 and where they rank in Raiders lore.

----- RAIDERS ROOKIE SINGLE-GAME MARKS -----

Rank	Player	Year	Rushing Yards
1.	Bo Jackson	1987	221
2.	Darren McFadden	2008	164
3.	Marcus Allen	1982	156
4.	Arthur Washington	1978	134
5.	Marcus Allen	1982	126
6.	<b>Josh Jacobs</b>	<b>2019 (Week 7)</b>	<b>124</b>
7.	<b>Josh Jacobs</b>	<b>2019 (Week 5)</b>	<b>123</b>
8.	<b>Josh Jacobs</b>	<b>2019 (Week 9)</b>	<b>120</b>
9.	Marcus Allen	1982	116
10.	<b>Josh Jacobs</b>	<b>2019 (Week 11)</b>	<b>112</b>
11.	<b>Josh Jacobs</b>	<b>2019 (Week 13)</b>	<b>104</b>
12t.	<b>Josh Jacobs</b>	<b>2019 (Week 2)</b>	<b>99</b>
12t.	DeAndré Washington	2016	99

\*Jacobs is the first running back with at least three games of multiple rush touchdowns in his first season since Ezekiel Elliott had five in 2016.

## MORE JACOBS

Shown below are more of **RB Josh Jacobs'** accomplishments from his 2019 rookie campaign.

- o In Week 15, recorded 89 rushing yards and entered the top-20 in NFL history for most rushing yards (1,150) by a player through their first 13 career games.
- o In Week 13, Jacobs finished with 104 yards on 17 carries (6.1 avg.), tying RB Mark van Eeghen for the fourth-most 100-yard rushing performances (5) during a single season in franchise history.
- o In Week 13, Jacobs became the first 1,000-yard rusher since RB Latavius Murray in 2015 and only the fourth player in club history with 1,000 yards through the team's first 12 games.
- o In Week 11, Jacobs became the 12th player in NFL history with at least 900 yards (923) through a player's first 10 career games.
- o With one rushing touchdown in Week 10, Jacobs tied Arthur Whittington for second-most rushing touchdowns (seven) by a rookie in franchise history.
- o With 811 rushing yards after his ninth game, Jacobs became just the 16th player in NFL history with at least 800 rushing yards through his first nine games.
- o With two rushing touchdowns in Week 9, Jacobs tied for third-most rushing touchdowns (six) by a Raiders rookie in franchise history (J.D. Smith - 1960).
- o In Week 9, Jacobs became the first rookie since Ickey Woods in 1988 to have two-plus rushing touchdowns in three of his first eight career games.
- o In Week 9, Jacobs tied Marcus Allen for most 100-yard rushing games (three) by a rookie in franchise history.
- o In Week 9, Jacobs became the first Raiders player since RB Latavius Murray in 2016 to record three games with multiple two rushing touchdowns in a single season.
- o In Week 9, Jacobs became the 20th player in NFL history to surpass 700 rushing yards (740) in his first eight career contests.
- o In Week 9, Jacobs became the fifth player in the Super Bowl Era with two games of 120 rushing yards and two-plus rushing touchdowns over his first eight career games, joining Billy Sims (1980), Hall of Famer Eric Dickerson (1983), Julius Jones (2004) and Adrian Peterson (2007).
- o In Week 9, Jacobs became just the 12th player since at least 1950 to log 700 rushing yards and have six rushing touchdowns in his first eight games, joining Leonard Fournette (2017), Ezekiel Elliott (2016), Todd Gurley (2015) Doug Martin (2012), Adrian Peterson (2007), Julius Jones (2004), Marshall Faulk (1994), Eric Dickerson (1983), Billy Sims (1980), Earl Campbell (1978) and Alan Ameche (1955).

## ROOKIE RECORD HOLDER

Just eight games into his rookie campaign, **RB Josh Jacobs** etched himself among the many Raiders greats, surpassing Marcus Allen's 37-year-old franchise record for rushing yards in a single season by a rookie. A look below is where Jacobs stands.

----- RAIDERS ROOKIE SINGLE-SEASON MARKS -----

Rank	Player	Year	Rushing Yards
1.	<b>Josh Jacobs</b>	<b>2019 (13 games)</b>	<b>1,150</b>
1.	Marcus Allen	1982	697
2.	Arthur Whittington	1978	661
4.	Greg Robinson	1993	591
5.	Bo Jackson	1987	554

*\*Jacobs also broke a tie with Marcus Allen for the most 100-yard rushing games as a rookie in club history with his fourth in Week 11.*





## DARREN WALLER



In 2018, **TE Darren Waller** was signed by the Raiders off of the Baltimore Ravens' practice squad. Waller flashed his athleticism in his second game as a Raider in Week 15 that year against the Cincinnati Bengals, posting a then-career-long 44-yard reception and 21-yard rush in the same contest. Last offseason, Waller built upon his strong finish to the 2018 campaign and

earned the starting role out of training camp. In 2019, Waller led the team in receptions and receiving yards. Waller's receptions (90), receiving yards (1,145), receiving touchdowns (three) and first-down receptions (53). Waller broke the club record and led the NFL among his position group with five 100-yard contests en route to being selected a Pro Bowl alternate and completing one of the finest seasons by a tight end in Raiders history. Waller led all tight ends in 100-yard contests this season and placed second in both receptions, receiving yards and yards after the catch (570).

# 83

### ----- DARREN WALLER'S CAREER STATISTICS -----

Year	Team	GP	GS	Rec.	Yds.	Avg.	Lg.	TD
2015	Bal.	6	1	2	18	9.0	17	0
2016	Bal.	12	3	10	85	8.5	15	2
2017	Bal.	(Reserve/Suspended List)						
2018	Oak.	4	0	6	75	12.5	44	0
2019	Oak.	16	16	90	1,145	12.7	75	3
<b>Totals</b>		<b>38</b>	<b>20</b>	<b>108</b>	<b>1,323</b>	<b>12.3</b>	<b>75</b>	<b>5</b>

## WALLER'S RECEPTIONS

In Week 3 against the Minnesota Vikings, **TE Darren Waller** set NFL bests among tight ends in 2019 in both receiving yards and receptions.

### --- SINGLE-GAME RECEPTIONS IN 2019 ---

Rank	Player	Opponent	Week	Receptions
1t.	Austin Ekeler (LAC)	Denver	5	15
1t.	Christian McCaffrey (Car.)	Indianapolis	16	15
3t.	Will Fuller (Hou.)	Atlanta	5	14
3t.	Jamison Crowder (NYJ)	Buffalo	1	14
5t.	Keenan Allen (LAC)	Houston	3	13
5t.	Tyler Lockett (Sea.)	Tampa Bay	9	13
5t.	Davante Adams (GB)	Minnesota	16	13
5t.	Jaylen Samuels (Pit.)	Indianapolis	9	13
<b>5t.</b>	<b>Darren Waller (Oak.)</b>	<b>Minnesota</b>	<b>3</b>	<b>13</b>
5t.	Robert Woods (LAR)	Tampa Bay	4	13
5t.	Robert Woods (LAR)	Arizona	13	13
5t.	Michael Thomas (NO)	Atlanta	10	13
5t.	George Kittle (SF)	Atlanta	15	13
5t.	Julio Jones (Atl.)	San Francisco	15	13

### --- RECEPTION LEADERS AMONG TEs IN 2019 ---

Rank	Player	Team	Receptions	Targets
1.	Travis Kelce	Kansas City	97	136
<b>2.</b>	<b>Darren Waller</b>	<b>Oakland</b>	<b>90</b>	<b>117</b>
3.	Zach Ertz	Philadelphia	88	135
4.	George Kittle	San Francisco	85	107
5.	Austin Hooper	Atlanta	75	97
6.	Tyler Higbee	L.A. Rams	69	89
7.	Mark Andrews	Baltimore	64	98

\*\*\*Waller's 44 receptions through Week 7 marked the most by a Raider through the first six games of the season in franchise history. Waller broke Tim Brown's previous record of 40 set back in 1997. His 90 receptions on the season are third-most by a tight end in club history and are tied for seventh-most overall.

## STOCK'S GOING UP ON WALL STREET

In 2019, **TE Darren Waller** became the second tight end in franchise history to record 1,000 receiving yards in a single season. Waller ranks third all-time among Raiders tight ends for receiving yards and receptions in a single season.

### ----- MOST RECEIVING YARDS BY A TE IN CLUB HISTORY -----

Rank	Player	Year	Receptions	Yards
1.	Todd Christensen	1983	92	1,247
2.	Todd Christensen	1986	95	1,153
<b>3.</b>	<b>Darren Waller</b>	<b>2019</b>	<b>90</b>	<b>1,145</b>
4.	Todd Christensen	1984	80	1,007
5.	Todd Christensen	1985	82	987
6.	Jared Cook	2018	68	896
7.	Dave Casper	1978	62	852
8.	Brandon Myers	2012	79	806
9.	Zach Miller	2009	66	805
10.	Rickey Dudley	1997	48	787

## WALLER'S WEEK 3

**TE Darren Waller** posted marks that rank among the very best in franchise annals. His Week 3 breakout game from 2019 is detailed below.

### --- MOST RECEPTIONS IN A GAME IN CLUB HISTORY ---

Rank	Player	Year	Receptions	Yards
1t.	Tim Brown	1997	14	164
1t.	Brandon Myers	2012	14	130
3t.	Tim Brown	2002	13	144
3t.	Darren McFadden	2012	13	86
<b>3t.</b>	<b>Darren Waller</b>	<b>2019</b>	<b>13</b>	<b>134</b>
6t.	Tim Brown	1995	12	161
6t.	Dave Casper	1976	12	136
6t.	Amari Cooper	2016	12	173

### --- MOST YARDS BY A TE IN A GAME IN CLUB HISTORY ---

Rank	Player	Year	Yards	Receptions
1.	Jared Cook	2018	180	9
2.	Todd Christensen	1986	173	11
3.	Todd Christensen	1986	158	11
4.	Todd Christensen	1983	152	11
5.	Todd Christensen	1983	140	8
6.	Zach Miller	2009	139	6
7t.	Dave Casper	1976	136	12
7t.	Todd Christensen	1983	136	8
9t.	Todd Christensen	1985	134	7
9t.	Mike Dyal	1989	134	4
<b>9t.</b>	<b>Darren Waller</b>	<b>2019</b>	<b>134</b>	<b>13</b>

### ----- SINGLE-GAME HIGHS BY A TE IN 2019 -----

Rank	Player	Opponent	Yards	Receptions
1.	Travis Kelce (KC)	Denver	142	11
2.	Gerald Everett (LAR)	Seattle	136	7
<b>3t.</b>	<b>Darren Waller (Oak.)</b>	<b>Minnesota</b>	<b>134</b>	<b>13</b>
3t.	George Kittle (SF)	Atlanta	134	13
5.	T.J. Hockenson (Det.)	Arizona	131	6
6.	Austin Hooper (Atl.)	Tennessee	130	9
7.	George Kittle (SF)	Green Bay	129	6
<b>8.</b>	<b>Darren Waller (Oak.)</b>	<b>Green Bay</b>	<b>126</b>	<b>7</b>
<b>9.</b>	<b>Darren Waller (Oak.)</b>	<b>Jacksonville</b>	<b>122</b>	<b>8</b>
10.	Austin Hooper (Atl.)	Arizona	117	8

# WEEKLY RELEASE



5-8

## WEEK 15

Thursday, December 14, 2023  
5:15 p.m. (PT)  
Allegiant Stadium



5-8

### 2023 SCHEDULE

#### REGULAR SEASON

Sun., Sept. 10	at Denver Broncos	W, 17-16	1-0
Sun., Sept. 17	at Buffalo Bills	L, 38-10	1-1
Sun., Sept. 24	<b>PITTSBURGH STEELERS</b>	<b>L, 23-18</b>	<b>1-2</b>
Sun., Oct. 1	at Los Angeles Chargers	L, 24-17	1-3
Mon., Oct. 9	<b>GREEN BAY PACKERS</b>	<b>W, 17-13</b>	<b>2-3</b>
Sun., Oct. 15	<b>NEW ENGLAND PATRIOTS</b>	<b>W, 21-17</b>	<b>3-3</b>
Sun., Oct. 22	at Chicago Bears	L, 30-12	3-4
Mon., Oct. 30	at Detroit Lions	L, 26-14	3-5
Sun., Nov. 5	<b>NEW YORK GIANTS</b>	<b>W, 30-6</b>	<b>4-5</b>
Sun., Nov. 12	<b>NEW YORK JETS</b>	<b>W, 16-12</b>	<b>5-5</b>
Sun., Nov. 19	at Miami Dolphins	L, 20-13	5-6
Sun., Nov. 26	<b>KANSAS CITY CHIEFS</b>	<b>L, 31-17</b>	<b>5-7</b>
<b>BYE WEEK</b>			
Sun., Dec. 10	<b>MINNESOTA VIKINGS</b>	<b>L, 3-0</b>	<b>5-8</b>
Thurs., Dec. 14	<b>LOS ANGELES CHARGERS</b>	<b>5:15 p.m.</b>	<b>Prime</b>
Mon., Dec. 25	at Kansas City Chiefs	10:00 a.m.	CBS
Sun., Dec. 31	at Indianapolis Colts	10:00 a.m.	CBS
TBD	<b>DENVER BRONCOS</b>	TBD	TBD*

### BY THE NUMBERS

**3.0+ AND 3+**

**LB Robert Spillane** is one of just two players in the NFL in 2023 with 3.0+ sacks and 3+ interceptions (Terrell Bernard). He is also just the fourth player in Raiders history (since sacks became official in 1982) to record 3.0+ sacks and 3+ interceptions in a single season.

**300+ AND 50.0+**

**DE Maxx Crosby** now has 305 total tackles and 51.0 sacks in his career, becoming just the fourth player in NFL history (since 1987) to record 300+ total tackles and 50.0+ sacks in his first five NFL seasons.

**259**

The Raiders defense has allowed just 259 points in 2023, the ninth fewest in the NFL. 259 points are also the second fewest through 13 games of a single season for the Raiders since 2000 and the fewest since 2000 (256).

### BROADCAST INFORMATION

#### TELEVISION

##### TNF

**Play-by-play:** Al Michaels  
**Analyst:** Kirk Herbstreit  
**Sideline Reporter:** Kaylee Hartung  
**Producer:** Mark Teitelman  
**Director:** Pierre Moossa



#### SPANISH BROADCAST

**Play-by-play:** Miguel Gurwitz  
**Analyst:** Rolando Cantu

#### NATIONAL RADIO

##### Westwood One

**Play-by-play:** Kevin Kugler  
**Analyst:** Tony Boselli



#### LOCAL RADIO

##### Raiders Radio Network

**Flagship:** KOMP 92.3 FM "The Rock Station" and KRLV "Raider Nation Radio 920 AM" via Compass Media Network  
**Play-by-Play:** Jason Horowitz  
**Analyst:** Lincoln Kennedy



#### SPANISH RADIO

**Spanish Flagship:** Deportes Vegas 1460 AM (KENO)  
**Play-by-play:** Harry Ruiz  
**Analyst:** Mayra Gomez

#### SIRIUS XM RADIO

**Raiders Broadcast:** Channel 83 or 225 and on the Sirius XM App

### WHAT TO WATCH FOR

**8**



With one rushing touchdown, **RB Josh Jacobs** would become one of just six running backs in NFL history to record 7+ rushing touchdowns in each of their first five seasons in the NFL. He would be the first player in Raiders history to accomplish the feat. Jacobs would notch his fifth consecutive season with 7+ rushing touchdowns. His five-season streak would be the second longest active streak in the NFL (Derrick Henry, 6) and tied for the seventh longest streak in NFL history.

**17**



With four receptions, **WR Davante Adams** would have 80 receptions in 2023, his sixth consecutive season with 80+ catches. He would be one of only two players in the NFL (Travis Kelce) to have 80+ receptions in each of the last six seasons. His streak of six seasons with 80+ receptions is the second longest active streak in the NFL and tied for the seventh longest streak in the NFL.

**98**



With two tackles for loss, **DE Maxx Crosby** would notch his second straight season with 20+ tackles for loss. He would be one of just seven players in the NFL since 2000 to record two seasons of 20+ tackles for loss. With four tackles, Crosby will notch his second consecutive season with 80+ tackles. He would be one of only six defensive linemen since 2000 to record two consecutive seasons of 80+ tackles.

**WITH A WIN...**

With a win against the Chargers in Week 15 the Raiders would....

The Raiders would improve their record to 68-58-2 against the Chargers in the regular season and 35-28-1 at home against the Chargers.

A win would improve the Raiders record to 9-9 on Thursday night.

**2023 OPPONENTS' RECORDS**

Below is a look at some key information on the Raiders' 14 opponents for the 2023 season.

<u>Opponent</u>	<u>First met</u>	<u>Last met</u>	<u>Series record</u>
Buffalo	10/23/60	9/17/23	21-20
Chicago	12/17/72	10/22/23	8-9
Denver	10/2/60	9/10/23	71-53-2
Detroit	11/26/70	10/30/19	7-7
Green Bay	9/24/72	10/9/23	6-8
Indianapolis	11/28/71	11/13/22	10-9
Kansas City	9/16/60	11/26/23	53-71-2
LA Chargers	11/27/60	10/1/23	67-58-2
Miami	9/2/66	9/26/21	18-19-1
Minnesota	9/16/73	9/22/19	9-7
New England	10/16/60	10/15/23	16-18-1
NY Giants	11/4/73	11/5/23	9-6
NY Jets	10/28/60	12/6/20	25-18-2
Pittsburgh	10/25/70	9/24/23	14-12

**RAIDERS SUPERLATIVES**

**VS. LOS ANGELES CHARGERS**

**Team Single-Game Highs/Lows**

**Total Yards:** 553; Sept. 22, 1996  
**Rushing Yards:** 251; Dec. 5, 2010  
**Passing Yards:** 417; Jan. 1, 2012  
**Fewest Total Yards Allowed:** 93; Oct. 5, 1975  
**Fewest Rushing Yards Allowed:** 19; Dec. 22, 2019  
**Fewest Passing Yards Allowed:** -22; Oct. 5, 1975  
**Points Scored:** 51; Oct. 29, 1967  
**Fewest Points Allowed:** 0, five times; last: Sept. 18, 1977  
**Touchdowns:** 7; Oct. 29, 1967

**Individual Single-Game Highs**

**Pass Attempts:** 48, Kerry Collins; Oct. 16, 2005  
**Pass Completions:** 35, Rich Gannon; Oct. 20, 2002  
**Passing Yards:** 424, Jeff Hostetler; Oct. 31, 1993  
**Passing Touchdowns:** 5, Marc Wilson; Oct. 21, 1984  
**Carries:** 30, two times; last: Michael Bush; Nov. 10, 2011  
**Rushing Yards:** 157, Michael Bush; Nov. 10, 2011  
**Rushing Touchdowns:** 3, three times; last: Marcus Allen; Oct. 28, 1985  
**Receptions:** 13, Darren McFadden; Sept. 10, 2012  
**Receiving Yards:** 177, Davante Adams; Dec. 4, 2022  
**Receiving Touchdowns:** 3, three times; last: Jerry Rice; Nov. 18, 2001

**LAST GAME VS. CHARGERS**

**October 1, 2023 - Chargers 24, Raiders 17**  
*SoFi Stadium, Inglewood, CA*

<u>Team Statistics</u>	<u>RAIDERS</u>	<u>CHARGERS</u>
Total Net Yards.....	264	305
Total Offensive Plays.....	69	63
Net Yards Rushing.....	76	155
Total Rushing Plays.....	23	37
Net Yards Passing.....	188	150
Attempts-Completions-INTs.....	39-24-1	24-13-1
Total First Downs.....	22	16
Touchdowns.....	2	3
Field Goals Made-Attempted.....	1-1	1-1
Third Down Efficiency.....	1-11-9%	5-14-26%
Fourth Down Efficiency.....	3-3-100%	1-2-50%
Red Zone Efficiency.....	2-5-40%	1-2-50%
Penalties-Yards.....	9-80	4-34
Time of Possession.....	32:51	27:09

	<u>1</u>	<u>2</u>	<u>3</u>	<u>4</u>	<u>Total</u>
<b>Las Vegas Raiders</b>	7	0	3	7	17
<b>Los Angeles Chargers</b>	7	17	0	0	24

<u>Raiders</u>	<u>Individual Leaders</u>	<u>Chargers</u>
<b>Passing Yards</b>		
Aidan O'Connell.....238		Justin Herbert..... 167
<b>Rushing Yards</b>		
Josh Jacobs..... 58		Joshua Kelley.....65
<b>Receiving Yards</b>		
Josh Jacobs..... 81		Josh Palmer..... 77



2023 INDIVIDUAL LEADERS

RAIDERS

CHARGERS

Passing Yards

Aidan O'Connell.....	1,365	Justin Herbert.....	3,134
Jimmy Garoppolo.....	1,205	Easton Stick.....	179
Brian Hoyer.....	231		

Completion Percentage

Jimmy Garoppolo.....	65.5	Justin Herbert.....	65.1
Aidan O'Connell.....	63.8	Easton Stick.....	54.2
Brian Hoyer.....	54.8		

Passing Touchdowns

Jimmy Garoppolo.....	7	Justin Herbert.....	20
Aidan O'Connell.....	4	Keenan Allen.....	1

Carries

Josh Jacobs.....	233	Austin Ekeler.....	136
Jimmy Garoppolo.....	20	Joshua Kelley.....	97
Zamir White.....	20	Justin Herbert.....	52

Rushing Yards

Josh Jacobs.....	805	Austin Ekeler.....	497
Tre Tucker.....	63	Joshua Kelley.....	382
Zamir White.....	54	Justin Herbert.....	228
Ameer Abdullah.....	42	Derius Davis.....	74

Rushing Touchdowns

Josh Jacobs.....	6	Austin Ekeler.....	5
Aidan O'Connell.....	1	Justin Herbert.....	3
Jakobi Meyers.....	1	Joshua Kelley.....	2

Receptions

Davante Adams.....	76	Keenan Allen.....	108
Jakobi Meyers.....	57	Austin Ekeler.....	36
Josh Jacobs.....	37	Gerald Everett.....	34
Hunter Renfrow.....	25	Quentin Johnston.....	29
Michael Mayer.....	23	Joshua Palmer.....	23
Austin Hooper.....	16	Donald Parham Jr.....	22
Ameer Abdullah.....	14	Mike Williams.....	19

Receiving Yards

Davante Adams.....	867	Keenan Allen.....	1,243
Jakobi Meyers.....	616	Joshua Palmer.....	377
Josh Jacobs.....	296	Austin Ekeler.....	344
Michael Mayer.....	265	Quentin Johnston.....	333
Hunter Renfrow.....	255	Gerald Everett.....	293
Tre Tucker.....	161	Mike Williams.....	249
Austin Hooper.....	154	Donald Parham Jr.....	202

Receiving Touchdowns

Jakobi Meyers.....	6	Keenan Allen.....	7
Davante Adams.....	4	Donald Parham Jr.....	4
Michael Mayer.....	1	Gerald Everett.....	3
		Seven Tied.....	1

Tackles

Robert Spillane.....	115	Kenneth Murray Jr.....	100
Maxx Crosby.....	76	Derwin James Jr.....	93
Divine Deablo.....	74	Eric Kendricks.....	81
Tre'von Moehrig.....	73	Alohi Gilman.....	62
Nate Hobbs.....	63	Khalil Mack.....	55

Sacks

Maxx Crosby.....	13.5	Khalil Mack.....	15.0
Robert Spillane.....	3.5	Joey Bosa.....	6.5
Tyree Wilson.....	2.5	Morgan Fox.....	5.5

Interceptions

Robert Spillane.....	3	Asante Samuel Jr.....	2
Tre'von Moehrig.....	2	J.C. Jackson.....	1
Amik Robertson.....	2	Ja'Sir Taylor.....	1
Marcus Peters.....	1	Derwin James Jr.....	1
Nate Hobbs.....	1	Michael Davis.....	1
Isaiah Pola-Mao.....	1	Kenneth Murray Jr.....	1

Forced Fumbles

Luke Masterson.....	2	Khalil Mack.....	5
Maxx Crosby.....	1	Alohi Gilman.....	2
Tyree Wilson.....	1	Eric Kendricks.....	1
Amik Robertson.....	1	Tuli Tuipulotu.....	1
Malcolm Koonce.....	1	Austin Johnson.....	1
Nate Hobbs.....	1	Joey Bosa.....	1

2023 TEAM RANKINGS

OFFENSE

RAIDERS

CHARGERS

Category	Stats	Rank	Stats	Rank
Total Offense	277.3	29	334.3	17
Rush Offense	80.6	32	96.0	26
Pass Offense	197.1	22	238.3	10
Points Per Game	15.5	28t	21.7	16
Third-Down Off. %	33.1	27	39.8	16
Fourth-Down Off. %	57.1	9t	46.2	22
Red Zone Off. (TD%)	45.7	28	63.2	5

DEFENSE

RAIDERS

CHARGERS

Category	Stats	Rank	Stats	Rank
Total Defense	335.1	16	375.1	29
Rush Defense	127.4	25	113.2	16
Pass Defense	207.7	10	261.9	29
Points Per Game	19.9	9	21.7	17t
Third-Down Def. %	42.0	26t	35.9	7
Fourth-Down Def. %	50.0	15t	56.7	25
Red Zone Def. (TD%)	62.2	25	52.4	13

TEAM

RAIDERS

CHARGERS

Category	Stats	Rank	Stats	Rank
Turnover Ratio	-10	31t	3	11
Penalties	60	1	63	2t
Penalty Yards	525	3	578	7

2023 AFC WEST STANDINGS

Team	W	L	Home	Road	Div.	Con.	PF	PA	Streak	Last 5
Kansas City	8	5	4-3	4-2	3-1	6-2	292	228	L2	2-3
Denver	7	6	4-3	3-3	2-2	4-5	287	309	W1	4-1
<b>Los Angeles</b>	<b>5</b>	<b>8</b>	<b>2-5</b>	<b>3-3</b>	<b>1-2</b>	<b>3-5</b>	<b>282</b>	<b>282</b>	<b>L1</b>	<b>1-4</b>
<b>Las Vegas</b>	<b>5</b>	<b>8</b>	<b>4-3</b>	<b>1-5</b>	<b>1-2</b>	<b>3-5</b>	<b>259</b>	<b>259</b>	<b>L3</b>	<b>2-3</b>

2022 AFC WEST STANDINGS

Team	W	L	Home	Road	Div.	Con.	PF	PA	Streak	Last 5
Kansas City	14	3	7-1	7-2	6-0	9-3	496	369	W5	5-0
<b>Los Angeles</b>	<b>10</b>	<b>7</b>	<b>5-3</b>	<b>5-4</b>	<b>2-4</b>	<b>7-5</b>	<b>391</b>	<b>384</b>	<b>L1</b>	<b>4-1</b>
<b>Las Vegas</b>	<b>6</b>	<b>11</b>	<b>4-4</b>	<b>2-7</b>	<b>3-3</b>	<b>5-7</b>	<b>395</b>	<b>418</b>	<b>L3</b>	<b>1-4</b>
Denver	5	12	4-4	1-8	1-5	3-9	287	359	W1	2-3

**ALL-TIME SERIES VS. CHARGERS**

**Las Vegas Raiders vs. Los Angeles Chargers**

**Regular Season:** Raiders lead, 67-58-2


**Postseason:** Raiders lead, 1-0

**Raiders at Home:** 34-28-1

**Raiders on Road:** 33-30-1

**REGULAR SEASON GAMES SINCE 1995**

<b>Date</b>	<b>Location</b>	<b>Winner</b>	<b>Score</b>
09/03/95	Oakland	Raiders	17-7
11/27/95	San Diego	Chargers	12-6
09/22/96	Oakland	Chargers	40-34
10/21/96	San Diego	Raiders	23-14
10/05/97	Oakland	Chargers	25-10
11/16/97	San Diego	Raiders	38-13
10/11/98	Oakland	Raiders	7-6
12/20/98	San Diego	Raiders	17-10
11/14/99	Oakland	Raiders	28-9
12/26/99	San Diego	Chargers	23-20
09/03/00	Oakland	Raiders	9-6
10/29/00	San Diego	Raiders	15-13
11/18/01	Oakland	Raiders	34-24
12/15/01	San Diego	Raiders	13-6
10/20/02	Oakland	Chargers	27-21
12/08/02	San Diego	Raiders	27-7
09/28/03	Oakland	Raiders	34-31
12/28/03	San Diego	Chargers	21-14
10/31/04	San Diego	Chargers	42-14
11/21/04	Oakland	Chargers	23-17
10/16/05	Oakland	Chargers	27-14
12/04/05	San Diego	Chargers	34-10
09/11/06	Oakland	Chargers	27-0
11/26/06	San Diego	Chargers	21-14
10/14/07	San Diego	Chargers	28-14
12/30/07	Oakland	Chargers	30-17
09/28/08	Oakland	Chargers	28-18
12/04/08	San Diego	Chargers	34-7
09/14/09	Oakland	Chargers	24-20
11/01/09	San Diego	Chargers	24-16
10/10/10	Oakland	Raiders	35-27
12/05/10	San Diego	Raiders	28-13
11/10/11	San Diego	Raiders	24-17
01/01/12	Oakland	Chargers	38-26
09/10/12	Oakland	Chargers	22-14
12/30/12	San Diego	Chargers	24-21
10/06/13	Oakland	Raiders	27-17
12/22/13	San Diego	Chargers	26-13
10/12/14	Oakland	Chargers	31-28
11/16/14	San Diego	Chargers	13-6
10/25/15	San Diego	Raiders	37-29
12/24/15	Oakland	Raiders	23-20
10/09/16	Oakland	Raiders	34-31
12/16/16	San Diego	Raiders	19-16
10/15/17	Oakland	Chargers	17-16
12/31/17	Los Angeles	Chargers	30-10
10/07/18	Los Angeles	Chargers	26-10
11/11/18	Oakland	Chargers	20-6
11/07/19	Oakland	Raiders	26-24
12/22/19	Los Angeles	Raiders	24-17
11/08/20	Los Angeles	Raiders	31-26
12/17/20	Las Vegas	Chargers	30-27
10/04/21	Los Angeles	Chargers	28-14
01/09/22	Las Vegas	Raiders	35-32
09/11/22	Los Angeles	Chargers	24-19
12/04/22	Las Vegas	Raiders	27-20
10/01/23	Los Angeles	Chargers	24-17



## WHAT TO WATCH FOR VS. CHARGERS

ADAMS

17

- With four receptions, Adams would have 80 receptions in 2023, his sixth consecutive season with 80+ catches. He would be one of only two players in the NFL (Travis Kelce) to have 80+ receptions in each of the last six seasons. His streak of six seasons with 80+ receptions is the second longest active streak in the NFL and tied for the seventh longest streak in the NFL.
- With 133 receiving yards, Adams would notch his fifth career season with 1,000+ receiving yards. He would be one of 51 receivers in NFL history to record 1,000+ yards in at least five of their first 10 NFL seasons.
- With 133 receiving yards, Adams would notch his fourth consecutive season with 1,000+ receiving yards, tied for the second longest active streak in the NFL. He would be one of three players in the NFL to record 1,000+ receiving yards in each of the last four seasons (2020-23).
- With two catches, Adams would pass Larry Fitzgerald (846) for the sixth most receptions in NFL history among players in their first 10 NFL seasons. With four receptions, Adams would pass Julio Jones (848) for the fifth most receptions in NFL history among players in their first 10 NFL seasons.
- With 33 receiving yards, Adams would pass Terrell Owens (10,535) and James Lofton (10,536) for the 16th most in NFL history among players in their first 10 seasons.
- With 100+ receiving yards, Adams will own 41 career 100-yard games, the second most in the NFL since he entered the league in 2014. His 41 games would tie Lance Alworth (41) and Don Maynard (10) for the 11th most 100-yard games for a player in their first 10 seasons in NFL history.
- With 100+ receiving yards, 41 of his first 147 career games would be 100-yard games, the 10th most of such games in NFL history for a player in his first 147 career games.
- With 10+ receptions, Adams would own 23 career games with 10+ receptions, tying Antonio Brown (23) for the most games with 10+ receptions in NFL history.
- With 2+ touchdowns, Adams will have 23 career games with multiple receiving touchdowns, the most of such games since 2014. It would also surpass Art Powell (22) for the seventh most multi-touchdown games in NFL history.
- With two touchdowns, Adams would pass Rob Gronkowski (92) for the fifth most receiving touchdowns in a player's first 10 seasons in NFL history.

CARLSON

2

- With 10 points on Sunday - Carlson's 92nd career game - he would notch his 30th career game with 10+ points, one of only six players in NFL history to reach 30+ games of 10+ points in his first 92 career games. His 30 10-point games would also be the third most in the NFL since 2018.
- With three made field goals, Carlson would pass Dan Bailey (165) for the fourth most field goals made in NFL history among kickers in their first 92 career games.
- With 10+ points, Carlson would have his fourth game this season with 10+ points, tied for the eighth most of such games in the NFL in 2023.
- With two points, Carlson will pass Jeff Jaeger (667) for the fourth most points scored in Raiders history.

CROSBY

98


- With 2.0 sacks, Crosby will pass Khalil Mack (15.0) and tie Sean Jones (15.5) for the second most sacks in a single season in Raiders history.
- With 2.0 sacks, Crosby would pass Khalil Mack (15.0) for the most sacks in Raiders history through the first 14 games of a single season.
- With 2.5 sacks, Crosby would pass Bill Pickel (53.0) for fourth on the Raiders all-time sacks list.
- With 2.0 sacks or more, Crosby will notch his 12th career game with 2.0 sacks, the third most two-sack games since 2019. His 12 two-sack games would also be the third most in franchise history. He would also have three two-sack games in 2023, tied for the second most in the NFL.
- With 2.0 sacks, Crosby would have 12 career two-sack games, the most two-sack games in Raiders history among players in their first five seasons.
- With one tackle for loss, Crosby would pass T.J. Watt (83) for the sixth most tackles for loss in NFL history (since 1999) through his first 80 career games.
- With two tackles for loss, Crosby would notch his second straight season with 20+ tackles for loss. He would be one of just seven players in the NFL since 2000 to record two seasons of 20+ tackles for loss.
- With three tackles for loss, Crosby would pass Lavonte David (85) for the third most tackles for loss in NFL history (since 1999) among players in their first five seasons in the NFL.
- With four tackles, Crosby will notch his second consecutive season with 80+ tackles. He would be one of only six defensive linemen since 2000 to record two consecutive seasons of 80+ tackles.
- With three tackles, Crosby would pass his previous record (78 in 2022) for the most tackles by a defensive lineman in the first 14 games of a single season in Raiders history.
- With 10+ tackles, Crosby would notch his fourth career game with 10+ tackles, tied for the third most in the NFL among defensive linemen since 2000.

## WHAT TO WATCH FOR VS. CHARGERS

JACOBS

8

- With one rushing touchdown, Jacobs would notch his fifth consecutive season with 7+ rushing touchdowns. His five-season streak would be the second longest active streak in the NFL (Derrick Henry, 6) and tied for the seventh longest streak in NFL history.
- With one rushing touchdown, Jacobs would become one of just six running backs in NFL history to record 7+ rushing touchdowns in each of their first five seasons in the NFL. He would be the first player in Raiders history to accomplish the feat.
- With one rushing touchdown, Jacobs would have five seasons of 7+ rushing touchdowns, the second most in Raiders history - only behind Marcus Allen (6).
- With 100+ yards rushing, Jacobs would notch his 18th career 100-yard performance, the second most games in franchise history and the second most among players in their first five seasons in Raiders history - behind Marcus Allen (20).
- With 100+ rushing yards, Jacobs would have 18 games with 100+ yards since entering the league in 2019, the fourth most in the NFL over that span.
- With 2+ rushing touchdowns, Jacobs would notch his 13th career game with 2+ touchdowns since entering the league in 2019, the second most in the NFL over that span - only behind Derrick Henry (18).
- With 2+ rushing touchdowns, Jacobs would reach his 13th career game with 2+ rushing touchdowns, tied for the 12th most in NFL history among players in their first five NFL seasons.



# 2023 MATCHUP RANKINGS



## TOTAL OFFENSE

277.7 29th

## PASSING OFFENSE

197.1 22nd

## RUSHING OFFENSE

80.6 32nd

## SCORING OFFENSE

15.5 T-28th

## SACKS ALLOWED

32 T-15th

## THIRD DOWN OFFENSE

33.1% 27th

## RED ZONE OFFENSE

45.7% 28th

## GIVEAWAYS

24 T-29th

## TOTAL DEFENSE

335.1 16th

## PASSING DEFENSE

207.7 10th

## RUSHING DEFENSE

127.4 25th

## POINTS ALLOWED

19.9 9th

## SACKS

33 20th

## THIRD DOWN DEFENSE

42.0% T-26th

## RED ZONE DEFENSE

62.2% 25th

## TAKEAWAYS

14 T-26th

## TOTAL DEFENSE

29th 375.1

## PASSING DEFENSE

29th 261.9

## RUSHING DEFENSE

16th 113.2

## POINTS ALLOWED

T-17th 21.7

## SACKS

2nd 43

## THIRD DOWN DEFENSE

7th 35.8%

## RED ZONE DEFENSE

13th 52.4%

## TAKEAWAYS

T-19th 17

## TOTAL OFFENSE

17th 334.3

## PASSING OFFENSE

10th 238.3

## RUSHING OFFENSE

26th 96.0

## SCORING OFFENSE

16th 21.7

## SACKS ALLOWED

T-13th 31

## THIRD DOWN OFFENSE

16th 39.8%

## RED ZONE OFFENSE

5th 63.2%

## GIVEAWAYS

8th 14

# INDIVIDUAL STAT LEADERS

CATEGORY	RAIDERS	NO.	CATEGORY	CHARGERS	NO.
Passing Yards	O'Connell	1,365	Passing Yards	Herbert	3,134
Passer Rating	Garoppolo	78.1	Passer Rating	Herbert	93.2
Completion Percentage	Garoppolo	65.5	Completion Percentage	Herbert	65.1
Rushing Yards	Jacobs	805	Rushing Yards	Ekeler	497
Rushing Touchdowns	Jacobs	6	Rushing Touchdowns	Ekeler	5
Receptions	Adams	76	Receptions	Allen	108
Receiving Yards	Adams	867	Receiving Yards	Allen	1,243
Receiving Touchdowns	Meyers	6	Receiving Touchdowns	Allen	7
Scrimmage Yards	Jacobs	1,101	Scrimmage Yards	Allen	1,249
First Downs	Jacobs	49	First Downs	Allen	59
Tackles	Spillane	115	Tackles	Murray Jr.	100
Sacks	Crosby	13.5	Sacks	Mack	15.0
Interceptions	Spillane	3	Interceptions	Samuel Jr.	2
Forced Fumbles	Masterson	2	Forced Fumbles	Mack	5
Special Teams Tackles	Abdullah	9	Special Teams Tackles	Leonard	6
Punt Return Avg.	Carter	10.6	Punt Return Avg.	Davis	16.6
Kick Return Avg.	Carter	23.4	Kick Return Avg.	Davis	21.0
Scoring/Non-Kicking	Meyers	42	Scoring/Non-Kicking	Allen	42
Scoring	Carlson	78	Scoring	Dicker	88



CONNECTIONS

FORMER CHARGERS

- **Assistant Special Teams Derius Swinton II** spent one season (2021) with the Chargers, during which time LA improved from 29th in the league in field goal percentage (72.7) to ninth in 2021 (88.9 percent).
- **DL Jerry Tillery** entered the NFL with Los Angeles as the team's first round draft pick (28th overall) in the 2019 NFL Draft.
- In **WR DeAndre Carter's** lone season with the Chargers in 2022, he played in all 17 games and racked up a career-high 46 receptions for 538 receiving yards and three touchdowns.

FORMER RAIDERS

- **Defensive Coordinator Derrick Ansley** spent one season (2018) with the Raiders, during which time, the club ranked 10th in the league in receiving defense, allowing 245.8 yards per game.
- **Linebacker Khalil Mack** was originally selected in the first round (5th overall) by the Raiders in the 2014 NFL Draft. He went on to play four seasons with the Silver and Black, notching 304 tackles (231 solo), 68 tackles for loss, and 40.5 sacks in 64 starts from 2014 to 2017.

PRO CONNECTIONS

RAIDERS

CHARGERS

COLLEGE CONNECTIONS

RAIDERS CHARGERS

Def. QC Keith Heyward (2017-20)		QB Justin Herbert (2016-19)
DL Jerry Tillery (2015-18)		S Alohi Gilman (2018-19)
C Andre James (2015-18)		RB Joshua Kelley (2018-19) DL Otito Ogbornia (2018-21)
RB Zamir White (2018-21) S Chris Smith II (2018-22)		Jamaree Salyer (2018-21)
LB Curtis Bolton (2015-18)		LB Kenneth Murray Jr. (2017-19)
RB Josh Jacobs (2016-18)		P JK Scott (2014-17)
DE Tyree Wilson (2019)		RB Isaiah Spiller (2019-21)
LB Luke Masterson (2017-21)		DB Ja'Sir Taylor (2017-21)
S Isaiah Pola-Mao (2018-21)		LB Tuli Tuipulotu (2020-23)
Off Asst./WRs Matt Lombardi (2017-18)		LB Blake Lynch (2015-19)

HOMETOWN CONNECTIONS

- Raiders **S Chris Smith II** and Chargers **TE Gerald Everett** and **OL Jamaree Salyer** are all from Atlanta, Georgia.
- Silver and Black **RB Ameer Abdullah** and Bolts **DL Nick Williams** were both raised in Birmingham, Alabama.
- Raiders **S Marcus Epps** and Chargers **LB Daiyan Henley** are from Los Angeles, California.
- Raiders **CB Jakorian Bennett** and Chargers **S AJ Finley** are both from Mobile, Alabama.

DT Bilal Nichols (2018-21) DT John Jenkins (2017, 20) WR DeAndre Carter (2020) QB Brian Hoyer (2016) Interim GM Champ Kelly (2015-21) Asst. ST Derius Swinton II (2015,17)		HC Brandon Staley (2017-18) Def. Run Game Coord./DL Jay Rodgers DL Nick Williams (2016-19) LB Khalil Mack (2018-21) TE Nick Vannett (2020)
Coach Asst./Ret. Danny Amendola (2019-20) LB Curtis Bolton (2021)		Asst. Secondary Will Harris (2019-22) DL Nick Williams (2020-21)
LS Jacob Bobenmoyer (2020-22) Asst. GM Champ Kelly (2007-14) Interim OC Bo Hardegee (2014) Asst. ST Derius Swinton II (2013-14) ST Coord Tom McMahon (2018-21)		Front Seven Spec. Mike Hiestand (2019-21) Def. Run Game Coord./DL Jay Rodgers (2009-14) Asst. ST Chris Gould (2015-21) Dir. Sports Perf. Anthony Lomando (2012-20)
RB Ameer Abdullah (2018-20) S Marcus Epps (2019) RBs Kennedy Polamalu (2017-21) Pass Game Coord. Scott Turner (2014-16)		LBs Jeff Howard (2013-19) ST Coord Ryan Ficken (2007-21) LB Eric Kendricks (2015-22)
TE Austin Hooper (2020-22)		LBs Jeff Howard (2020-22)
WR Davante Adams (2014-21)		TEs Kevin Koger (2019-20) P JK Scott (2018-20)
LB Robert Spillane (2019-22)		Asst. OL Shaun Sarrett (2012-20) TE Nick Vannett (2019)
RBs Kennedy Polamalu (2005-09)		Dir. Sports Perf. Anthony Lomando (2009-12) P JK Scott (2021)
S Marcus Epps (2019-22)		K Cameron Dicker (2022)
RB Ameer Abdullah (2021) DBs/Pass Game Coord. Jason Simmons (2020-21) Off Asst./WRs Matt Lombardi (2020-22)		DL Morgan Fox (2021)
Def. Coord. Patrick Graham (2020-21) TEs Jerry Schuplinski (2020-21)		DL Austin Johnson (2020-21) TE Nick Vannett (2022)
TE Austin Hooper (2016-19)		LS Josh Harris (2012-21)
LB Robert Spillane (2018)		DL Austin Johnson (2016-19)
RB Ameer Abdullah (2018-20, 21) RBs Kennedy Polamalu (2017-21)		LB Blake Lynch (2020-21)

## ANTONIO PIERCE

Antonio Pierce, a Super Bowl champion and Pro Bowler as a player, was named Las Vegas Raiders Interim Head Coach by Owner Mark Davis on October 31, 2023.

Pierce, a nine-year NFL veteran who was a member of the Giants Super Bowl XLII championship team and was named to the Pro Bowl in 2006, entered the 2023 season, as linebackers coach for the Raiders.

In his first season with the Silver and Black, Pierce helped in the development of undrafted rookie linebacker Luke Masterson, who finished with 50 tackles (26 solo), ranking third-most in the NFL among undrafted rookies and second-most in a single season in Raiders' history by an undrafted rookie. Pierce also guided LB Divine Deablo as he averaged 9.25 tackles per game, the 11th best average in the league, despite only playing in eight games. LB Denzel Perryman finished third on the team with 83 tackles and registered career highs in tackles for loss (15) and interceptions under Pierce's leadership.

Before entering the NFL coaching ranks, Pierce spent five seasons at Arizona State, serving as linebackers coach before adding the titles of associate head coach and defensive coordinator.

In 2021, Pierce was promoted to defensive coordinator and helped the Sun Devils' defense rank first in the PAC-12 in scoring defense (20.8), first in total yards allowed per game (326.3), tied for first in defensive touchdowns (three), second in interceptions (16) and second in sacks (27). Pierce saw three members of his defense earn Pac-12 honors with DL Tyler Johnson being named first-team All-Pac-12, while DL D.J. Davidson and LB Darien Butler—who igned with the Raiders as an undrafted free agent in 2022—were both named to the second-team defense.

In 2020, the Sun Devils ranked first in the PAC-12 in scoring defense (23.3) and first in turnover margin (+8). Pierce helped mentor Johnson and CB Chase Lucas to second-team All-Pac-12 honors, while DL Jermaine Lole, LB Kyle Soelle and CB Evan Fields earned conference honorable mention recognition.

In 2019, Pierce led a linebacker group that helped the Sun Devils rank third in the Pac-12 in rushing defense (125.1) and second in turnover margin (+14). He helped guide current Raiders LB Darien Butler to a career season finishing 11th in the Pac-12 with 90 total tackles and tied for second with three forced fumbles. He also saw LB Khaylan Kearsse-Thomas earn All-Pac-12 honorable mention after recording 57 tackles, including a team-high 11 tackles for loss and 4.5 sacks.

In 2018, Pierce lead a young linebacking core that saw LB Merlin Robertson earn Pac-12 Freshman Defensive Player of the Year honors after recording 77 tackles, 8.5 tackles for loss, five sacks and one interception.

Prior to ASU, Pierce spent four seasons as the head coach of the Long Beach Poly High School football program. The Long Beach, Calif. native played collegiately for two seasons at the University of Arizona after transferring from Mount San Antonio College. He played in 23 games and totaled 152 tackles, 20 tackles for loss and seven sacks for the Wildcats.

Pierce entered the NFL as an undrafted free agent with the Washington Redskins and played four seasons with the club before signing with the New York Giants as an unrestricted free agent in 2005. Over his nine-year career, Pierce played in 115 games with 85 starts, totaling 732 tackles (462 solo), eight sacks, seven interceptions, eight forced fumbles and 11 fumble recoveries.

### COACHING BACKGROUND

Years	Team	Position
2014-17	Long Beach Poly HS	Head Coach
2017-19	Arizona State	Linebackers/Recruiting Coord.
2020	Arizona State	Assoc. HC/ Co-Def. Coord
2021	Arizona State	Assoc. HC/ Defensive Coord.
2022-23	Las Vegas Raiders	Linebackers
2023-	Las Vegas Raiders	Interim Head Coach

## BRANDON STALEY

The Los Angeles Chargers hired Brandon Staley as the 17th head coach in franchise history, becoming the first Bolts head coach with a defensive background in over a decade.

Staley led the Bolts in 2022 to a 10-7 regular-season record and a postseason appearance, the team's first since 2018. He coached a pair of Chargers defenders to a Pro Bowl selection — safety Derwin James Jr., and outside linebacker Khalil Mack, both of who earned their second all-star nods under Staley.

The offense rank third in passing offense (269.6 net passing yards per game) and No.9 in total offense (359.3 total net yards per game) in the NFL in 2022. The unit set a single-season NFL record by featuring six players with at least 500 receiving yards and three touchdown grabs. Quarterback Justin Herbert continued to set records, as no player has more completions (1,316), passing yards (14,089) or total touchdowns (102) over the first three seasons of a career. Herbert is also the only quarterback in NFL history to begin a career with three consecutive seasons of 4,000+ plus passing yards and the second player ever to throw 25 touchdowns in each of their first three years, joining Hall of Fame quarterback Peyton Manning. Meanwhile, the offense also featured running back Austin Ekeler, who led the NFL for the second-straight season with 18 scrimmage touchdowns and set single-season career highs with 1,637 yards from scrimmage, 13 rushing touchdowns, 915 rushing yards and 107 receptions. His 107 catches led all running backs ranked tied for No.5 in the NFL in 2022, and were tied for the second-most by a running back in a single season in NFL history.

One of the most progressive minds in football, Staley brought an aggressive approach to the Chargers in his first season. In his first season at the helm, Los Angeles offense set single-season team records for first downs (401), passing touchdowns (38) and fewest fumbles (10). The offensive unit also scored 181 fourth-quarter points, good for the second-most in a season in NFL history. Staley called a defense that led the NFL with 11 stripsacks and paced the AFC with 19 forced fumbles. Six Chargers were selected to the Pro Bowl, including five that were tabbed as starters. The first-year head coach helped develop quarterback Justin Herbert to his first all-star game as the second-year passer set numerous single-season franchise records, including completions (443), passing yards (5,014), passing touchdowns (38) and games with 300-plus passing yards (nine).

Staley brought innovation on defense from college to the NFL, serving as outside linebackers coach in Chicago (2017-18) and Denver (2019). He served on Vic Fangio's staff in Denver after following the former defensive coordinator from Chicago. The 2019 Broncos defense led the NFL in red zone scoring, allowing a touchdown on just 39.1 percent of red zone drives — the second lowest allowed by any NFL defense in the last five seasons. In his two years with Chicago, the Bears led the NFL in takeaways (58) while tying for No. 2 with 92 sacks. Staley was part of a staff in 2018 that coached the top-ranked scoring defense in football (17.7 points per game).

Prior to coaching in the NFL, Staley spent three seasons (2013, '15-16) at John Carroll as defensive coordinator/secondary coach and the 2014 season as defensive coordinator/linebackers at James Madison. In his final season as a collegiate coach, Staley earned National Coordinator of the Year honors for Division III by leading the John Carroll unit to rank third in the nation in total defense (218.0 yards per game) and fourth in scoring defense (12.6 points per game). Before his stints at John Carroll and James Madison, Staley was a graduate assistant in 2012 at Tennessee. Staley held his first coordinator job as associate head coach/defensive coordinator at Hutchinson (Kan.) Community College from 2010-11. Staley began his coaching career as a graduate assistant at Northern Illinois (2006-08) before coaching the defensive line and special teams in 2009 at the University of St. Thomas. He played quarterback at the University of Dayton, serving as a team captain and was a two-year starter from 2003-04, helping the Flyers post a 16-5 record as the starter. He ended his playing career at Mercyhurst College, playing there in 2005 with his twin brother, Jason. A native of Perry, Ohio, Staley and his wife, Amy, have three sons — Colin, Will and Grant.

### COACHING BACKGROUND

Years	College/Pro Team	Position
2006-08	Northern Illinois	Graduate Assistant
2009	St. Thomas	Defensive Line/ Special Teams
2010-11	Hutchinson Community College	Associate HC/ DC
2012	Tennessee	Graduate Assistant
2013	John Carroll	DC/ Secondary
2014	James Madison	DC/ Linebackers
2015-16	John Carroll	DC/ Secondary
2017-18	Chicago Bears	Outside Linebackers
2019	Denver Broncos	Outside Linebackers
2020	Los Angeles Rams	Defensive Coordinator
2021-	Los Angeles Chargers	Head Coach

**Anthony "Champ" Kelly was named Interim General Manager of the Las Vegas Raiders by Owner Mark Davis on October 31, 2023 after previously serving as Assistant General Manager.**

**Before joining the Silver and Black, Kelly spent seven NFL seasons with Chicago, serving as the Bears Assistant Director of Player Personnel from 2017-21 after spending two seasons as Director of Pro Scouting. Kelly worked collaboratively with the Bears' Director of Player Personnel and College Scouting Director in directing both the Bears pro personnel and college scouting departments.**

**As the Bears Director of Pro Scouting, Kelly oversaw all pro player evaluations, the advance scouting process, free agency, and evaluated talent in all professional leagues including the Canadian Football League and Arena Football League. In addition, Kelly assists the college scouting staff with player evaluations and trades for the NFL draft.**

**Prior to joining the Bears, Kelly spent eight seasons with the Denver Broncos (2007-14), including the final five as Assistant Director of Pro Personnel. He originally joined the Broncos in 2007 and served as a Northeast region college scout (2007), and Assistant Coordinator of Pro and College Scouting (2008-09).**

**During Kelly's five seasons as the Broncos' Assistant Director of Pro Personnel, the Broncos won four AFC West Division titles (2011-14). In addition, during his tenure as Assistant Director of Pro Personnel, the Broncos signed eight veteran free agents that went on to make the Pro Bowl, including two players—guard Louis Vasquez (2013) and wide receiver Emmanuel Sanders (2014)—who earned their first career Pro Bowl selections after coming to Denver.**

**Before entering the NFL, Kelly was a certified NFL contract advisor and general manager/wide receivers coach for the Lexington Horsemen of United Indoor Football (UIF). Under Kelly's leadership, the Horsemen won the United Bowl III.**

**A native of Campbellton, Fla., Kelly graduated with a bachelor's degree in Computer Science from the University of Kentucky and earned a master's degree in Business Administration in 2003. He played wide receiver and defensive back at the University of Kentucky from 1998-2001. He continued his playing career in the UIF, playing with the Horsemen from 2003-06.**

**Kelly was a defensive standout and two-time first-team UIF All-Star. During his final season playing for the Horsemen in 2006, Kelly received the UIF Man of the Year Award in recognition for his leadership both on the field and in the community.**

**In addition to Kelly's background in football, he has also worked in corporate America for a fortune 100 company, IBM. Kelly worked for IBM in Lexington, Ky., from May 2002 through July 2005 as a Software/Quality Engineer.**

**Kelly and his wife, Stephanie, have three daughters, Claire Alaina, Chloe Grace, and Caroline Elise. The Kelly family is also active in the community and founded a non-profit corporation, Heart Power, which has hosted youth programs in Las Vegas as well as in Colorado, Florida and Kentucky.**



## COMMITMENT TO EXCELLENCE

The Raiders - who began play in the American Football League in 1960 - are in their 64th year of professional football competition, including the last 52 as a member of the National Football League. In seven memorable decades - the 1960s, '70s, '80s, '90s, 2000s, 2010s and 2020s - the Raiders have been dominant in professional football since Al Davis first pledged in 1963 to build the finest organization in pro sports.

During these decades of dominance, the Raiders have won an AFL championship, four American Football Conference championships, and three World Championships of Professional Football, participated in five Super Bowls, played in 14 championship games, won or tied for 17 division championships, had 23 playoff seasons, finished 38 seasons at .500 or better and played in 45 postseason games.

Pro football's dynamic organization placed first in the AFC West in 2000, 2001 and 2002 despite playing among the toughest schedules in the NFL in each of those seasons. With their appearance in Super Bowl XXXVII, the Raiders became the first NFL team to have had a season end in the Super Bowl in four different decades.

The Raiders are the only team to have been in Super Bowls in the '60s, the '70s, the '80s and the 2000s. The Silver and Black are the only AFC team - and one of just two NFL teams - to have a season that advanced to the conference championship game in the '60s, the '70s, the '80s, the '90s and the 2000s.

The Raiders are one of only three original AFL teams to have captured three World Championships of Professional Football with Super Bowl victories. The Raiders are one of only five AFC teams to have won more than one Super Bowl since 1980. In their five Super Bowl appearances, the Raiders have been led by four head coaches and started four quarterbacks.

Since 1963, when Al Davis first took over the failing Oakland franchise that had struggled to win only nine of 42 league games in the initial three seasons of the new AFL and pledged to build the finest organization in sports, the Raiders have dominated professional football in terms of consistent victory. During the memorable 62 years in Oakland, Los Angeles and now Las Vegas, the Raiders won 491 league games, tied 11 and lost 447. "Commitment to Excellence" has never been an idle phrase to those who have proudly represented the Raiders organization as shown by their domination of pro football.

Twenty-eight of the great players who proudly wore the Silver and Black, as well as Owner-Leader Al Davis and legendary Head Coach John Madden, have been enshrined in the Pro Football Hall of Fame. The Raiders have also produced six Coaches of the Year. In addition, 79 Pro Bowl players have earned 211 Pro Bowl selections representing the Silver and Black.

Another innovation came to professional football in 1970 - Monday Night Football. The Raiders' domination of this prime-time television series has seen the Silver and Black build a 42-31-1 record in Monday night play. The Raiders won 12 games at home to begin this series and are 19-9-0 at home in the 52 years of Monday Night Football.

Through the seven decades of pro football competition, the Raiders have had the greatest players, the greatest coaches, the greatest plays and participated in the greatest games in the annals of professional sports. Challengers to Raider domination of professional football will arise as they have in the '60s, '70s, '80s, '90s and the new millennium. The Raider organization will continue to meet these challenges.

In addition, the Raiders are proud to contribute to community engagement, youth initiatives, multicultural awareness, and global outreach. The Raiders played in Oakland from their inception through 1982, relocated to Los Angeles in 1983, moved back to Oakland in 1995, and made Las Vegas home in 2020.

The Raiders base training and business operations in Henderson, Nevada at Intermountain Health Performance Center and play home games at Allegiant Stadium, a fully enclosed, state-of-the-art facility located adjacent to the world-famous Las Vegas Strip. The Raiders maintain an international presence and communicate with the worldwide Raider Nation through the team's official website and social media channels.



**SUPER BOWL XI**

**SUPER BOWL XV**

**SUPER BOWL XVIII**

## MILESTONE WATCH

## DAVANTE ADAMS



- With 15 receiving touchdowns in 2023, Adams would become only the fifth player in NFL history with multiple seasons of 15+ receiving touchdowns. He would join Jerry Rice (five seasons), Randy Moss (four seasons), Marvin Harrison (two seasons) and Terrell Owens (two seasons).
- With 100 receptions in 2023, Adams will become one of just three players in NFL history to record 100+ receptions in four-consecutive seasons, joining Antonio Brown (6) and Marvin Harrison (4).
- With 363 receiving yards in the first seven games of 2023, Adams will become just the 53rd player in NFL history to reach 10,000 career receiving yards. He would also be the 20th player to reach 10,000 receiving yards in 140 games or less.
- With 31 receptions in the first seven games of 2023, Adams will become just the seventh player in NFL history to reach 800 career receptions in 140 games or less.
- With 10 receiving touchdowns in 2023, Adams would notch his seventh season with double-digit touchdowns, becoming just the fifth player in NFL history to record 10+ receiving touchdowns in seven or more seasons, joining Randy Moss (9), Jerry Rice (9), Marvin Harrison (8) and Terrell Owens (8).
- With 1,500 receiving yards in 2023, Adams would become the only player in NFL history to record 1,500+ receiving yards in three consecutive seasons. He would also be the sixth player in NFL history with 3+ total seasons of 1,500+ yards, joining Jerry Rice (4), Antonio Brown (3), Julio Jones (3), Andre Johnson (3), Marvin Harrison (3).
- With 13 receiving touchdowns in 2023, Adams will become just the 11th player in NFL history to reach 100 receiving touchdowns. He would also be the only player in NFL history to accomplish the feat in 150 games or less.
- With 110 receptions and 1,300+ receiving yards in 2023, Adams would become the first player in NFL history with 110 receptions and 1,300 receiving yards in four seasons.
- With three games of 10+ receptions in 2023, Adams would have 24 games with double-digit receptions, the most in NFL history.
- With 100+ receptions, 1,000+ receiving yards and 10+ receiving touchdowns, Adams would join Hall of Fame receiver Marvin Harrison as the only two players in NFL history to post four consecutive seasons with that stat line.
- With 1,363 receiving yards and 13 touchdowns, Adams will join three Hall of Fame receivers (Jerry Rice, Marvin Harrison and Randy Moss) as the only four players in NFL history to record 11,000+ receiving yards and 100+ receiving touchdowns in their first 10 NFL seasons.

## DANIEL CARLSON



- With 30 made field goals in 2023, Carlson would become the third kicker in NFL history to make 30+ field goals in four straight seasons, joining Justin Tucker (2015-18) and David Akers (2008-11).
- With 103 points in 2023, Carlson would become the 10th kicker in NFL history to reach 700 points scored in their first six NFL seasons.
- With 135 points in 2023, Carlson would become the fourth kicker in NFL history to record 135+ points in four consecutive seasons.
- With 32 made field goals in 2023, Carlson would reach 175 made field goals in his career, becoming the second player in NFL history to reach 175 made field goals in their first six NFL seasons, behind only Justin Tucker (202).
- With a .900 field goal percentage or better, Carlson would become just the seventh kicker in NFL history to record four seasons with a .900 field goal percentage. He would be just the third player to have four of his first six seasons above .900, joining Chris Boswell and Justin Tucker.
- With nine field goals of 50+ yards in 2023, Carlson will pass Justin Tucker (36) for the most 50-yard field goals made in a player's first six seasons in the NFL.


## MAXX CROSBY



- Needs 11.5 sacks in 2023 to reach 49.0 sacks through his first five seasons in the NFL, the most by a Raiders defender through their first five seasons.
- With 12.5 sacks in 2023, Crosby will become the 29th defensive lineman in the NFL since 1982 to reach 50.0+ sacks in their first five seasons.
- With four tackles for loss in 2023, Crosby will surpass Khalil Mack (68) for the most tackles for loss by a Raiders defender in their first five seasons.
- With 17 tackles for loss in 2023, Crosby will reach 82 career tackles for loss, surpassing Von Miller (2011-15) for the fourth most tackles for loss in a defender's first five NFL seasons (since 1999).
- With 30+ quarterback hits in 2023, Crosby will notch his third straight season with 30+ quarterback hits, tied with T.J. Watt and Aaron Donald for the second most of such seasons in the NFL since 2006 – only behind J.J. Watt (4).
- With 24 quarterback hits in 2023, Crosby will surpass Myles Garrett (116) for the fifth most quarterback hits in a player's first five seasons in the NFL since 2006.
- With 7.0 sacks in 2023, Crosby will become the 13th player in NFL history (since 1982) to record 7.0+ sacks in each of his first five NFL seasons.
- With 10+ tackles for loss in 2023, Crosby would become the seventh player in the NFL since 1999 to record at least 10 tackles for loss in each of their first five seasons.
- With 71 tackles and 12.5 sacks in 2023, Crosby will become the fourth player in NFL history (since 1987) to record 300+ tackles and 50.0+ sacks through their first five seasons.

## MILESTONE WATCH

## JIMMY GAROPPOLO



- With a passer rating of 90.0 or better in 2023, Garoppolo would notch his fifth straight season with a 90.0+ passer rating. His five-season streak would be tied for the 10th longest streak in NFL history (min. six starts).
- With at least 13 passing touchdowns and fewer than eight interceptions in 2023, Garoppolo would become one of just 16 quarterbacks in NFL history to record 100+ touchdowns with a 2.0 TD/INT ratio in their first 75 career starts.
- With fewer than eight interceptions and at least 274 pass attempts in 2023, Garoppolo would become just the sixth quarterback in NFL history to throw fewer than 50 interceptions in his first 75 career starts (min. 2,000 attempts).
- With 10 games of a passer taking of 100.0 or better in 2023, Garoppolo would have 40 total games with a 100.0+ passer rating in 74 starts, one of only four quarterbacks in NFL history to have 40+ of such games in their first 75 starts, joining Aaron Rodgers (43), Patrick Mahomes (43) and Tony Romo (41).

## JOSH JACOBS



- With 1,000 rushing yards in 2023, Jacobs would become the only back in Raiders history to rush for 1,000+ yards in four of his first five NFL seasons. He would also become one of only 31 backs in NFL history to accomplish the feat.
- With 12 rushing touchdowns in 2023, Jacobs would become one of just 13 backs in NFL history to record 12+ rushing touchdowns in at least three of their first five NFL seasons. He would be the only Raider to accomplish the feat.
- With 658 rushing yards in 2023, Jacobs will surpass Marcus Allen (5,397) for the most rushing yards by a Raiders back in their first five NFL seasons.
- With 1,260 rushing yards in 2023, Jacobs would become one of just 24 players to record 6,000+ rushing yards in their first five NFL seasons.
- With 10 rushing touchdowns, Jacobs would become just one of 18 players in NFL history to record 50+ rushing touchdowns in their first five seasons.
- With 14 rushing touchdowns in 2023, Jacobs would surpass Marcus Allen (13) for second most in a single season in Raiders history behind only Pete Banaszak's 16 rushing touchdowns in 1975.
- With 10 rushing touchdowns and 760 rushing yards, Jacobs would become one of only 13 players in NFL history to record 5,500 rushing yards and 50 rushing touchdowns in their first five NFL seasons - thr first since 2016 (Derrick Henry).

## JAKOBI MEYERS



- With 700 receiving yards in 2023, Meyers will have his fourth-straight season of 700+ yards, becoming one of only 14 undrafted players in NFL history to record four-straight seasons with 700+ receiving yards.
- With 700 receiving yards in 2023, Meyers will become one of only eight undrafted players in NFL history to record 700+ receiving yards in four of their first five seasons in the NFL.
- With 65 receptions in 2023, Meyers will become just the eighth undrafted player in NFL history to record 300+ receptions in his first five seasons in the NFL.

## HUNTER RENFROW



- With 976 receiving yards in 14 games or less in 2023, Renfrow will surpass Mervyn Fernandez (3,604) for the most receiving yards by a Raiders receiver in their first 70 games.
- With 1,015 receiving yards in 2023, Renfrow will surpass Mervyn Fernandez (3,643) for the most receiving yards by a Raiders receiver in their first five seasons.
- With 40 receptions in 2023, Renfrow will surpass Marcus Allen (283) for the most receptions by a Raiders receiver in their first five seasons.

VETERANS



**LS JACOB BOBENMOYER**

NFL EXPERIENCE: 4TH SEASON  
 PREVIOUS TEAM: BRONCOS  
 HOW ACQUIRED: UFA-'23

G	STKL	FR	-	-	-
59	12	1	-	-	-



**WR DEANDRE CARTER**

NFL EXPERIENCE: 6TH SEASON  
 PREVIOUS TEAM: CHARGERS  
 HOW ACQUIRED: UFA-'23

G	GS	REC	YDS	AVG	TD
90	21	107	1,256	11.7	6



**CB BRANDON FACYSON**

NFL EXPERIENCE: 6TH SEASON  
 PREVIOUS TEAM: COLTS  
 HOW ACQUIRED: UFA-'23

G	GS	TKL	TFL	INT	PD
72	17	123	4	1	20



**QB BRIAN HOYER**

NFL EXPERIENCE: 15TH SEASON  
 PREVIOUS TEAM: PATRIOTS  
 HOW ACQUIRED: FA-'23

G	GS	COMP%	YDS	TD	RATE
79	41	59.3	10,899	53	82.0



**DT ADAM BUTLER**

NFL EXPERIENCE: 6TH SEASON  
 PREVIOUS TEAM: DOLPHINS  
 HOW ACQUIRED: FA-'23

G	GS	TKL	SK	TFL	QBH
93	13	131	19.0	27	33



**S MARCUS EPPS**

NFL EXPERIENCE: 5TH SEASON  
 PREVIOUS TEAM: EAGLES  
 HOW ACQUIRED: UFA-'23

G	GS	TKL	TFL	INT	PD
75	38	245	7	3	17



**QB JIMMY GAROPPOLO**

NFL EXPERIENCE: 10TH SEASON  
 PREVIOUS TEAM: 49ERS  
 HOW ACQUIRED: UFA-'23

G	GS	COMP%	YDS	TD	RATE
81	63	67.4	15,494	94	97.7



**TE AUSTIN HOOPER**

NFL EXPERIENCE: 8TH SEASON  
 PREVIOUS TEAM: TITANS  
 HOW ACQUIRED: UFA-'23

G	GS	REC	YDS	AVG	TD
118	65	355	3,622	10.2	25

VETERANS



**DT JOHN JENKINS**

NFL EXPERIENCE: 11TH SEASON  
 PREVIOUS TEAM: DOLPHINS  
 HOW ACQUIRED: UFA-'23

G	GS	TKL	SK	TFL	QBH
129	43	262	3.5	11	11



**CB JACK JONES**

NFL EXPERIENCE: 2ND SEASON  
 PREVIOUS TEAM: PATRIOTS  
 HOW ACQUIRED: W-'23 (NE)

G	GS	TKL	TFL	INT	PD
20	2	52	4	2	7



**WR JAKOBI MEYERS**

NFL EXPERIENCE: 5TH SEASON  
 PREVIOUS TEAM: PATRIOTS  
 HOW ACQUIRED: UFA-'23

G	GS	REC	YDS	AVG	TD
72	51	292	3,374	11.6	14



**DE MALIK REED**

NFL EXPERIENCE: 5TH SEASON  
 PREVIOUS TEAM: STEELERS  
 HOW ACQUIRED: FA-'23


G	GS	TKL	TFL	SK	FF
63	39	146	16	16.0	3



**DE JANARIUS ROBINSON**

NFL EXPERIENCE: 3RD SEASON  
 PREVIOUS TEAM: EAGLES  
 HOW ACQUIRED: FA-'23

G	GS	TKL	TFL	SK	QBH
2	1	2	1	1.0	1



**LB ROBERT SPILLANE**

NFL EXPERIENCE: 5TH SEASON  
 PREVIOUS TEAM: STEELERS  
 HOW ACQUIRED: UFA-'23

G	GS	TKL	TFL	SK	INT
65	29	281	16	6.5	4



**G GREG VAN ROTEN**

NFL EXPERIENCE: 9TH SEASON  
 PREVIOUS TEAM: BILLS  
 HOW ACQUIRED: UFA-'23

G	GS				
106	67	-	-	-	-



ROOKIES



**CB JAKORIAN BENNETT**

**SCHOOL:** MARYLAND  
**HOW ACQUIRED:** D4a-'23  
**COLLEGE:** Played in 27 games with 25 starts over three seasons at Maryland (2020-22).



**LB AMARI BURNEY**

**SCHOOL:** FLORIDA  
**HOW ACQUIRED:** D6-'23  
**COLLEGE:** Spent five years at Florida (2018-22), appearing in 58 games with 22 starts.



**TE MICHAEL MAYER**

**SCHOOL:** NOTRE DAME  
**HOW ACQUIRED:** D2-'23  
**COLLEGE:** A three-year starter at Notre Dame (2020-22)...First Team Associated Press All-American



**QB AIDAN O'CONNELL**

**SCHOOL:** PURDUE  
**HOW ACQUIRED:** D4b-'23  
**COLLEGE:** A two-time All-Big Ten selection, finishing his career as the school's all-time leader in numerous categories.



**DT NESTA JADE SILVERA**

**SCHOOL:** ARIZONA STATE  
**HOW ACQUIRED:** D7-'23  
**COLLEGE:** Spent one season with Arizona State University after transferring from Miami.



**S CHRIS SMITH II**

**SCHOOL:** GEORGIA  
**HOW ACQUIRED:** D5-'23  
**COLLEGE:** AP All SEC First Team... Finalist for Bronko Nagurski Award as the nation's top defensive player.



**WR TRE TUCKER**

**SCHOOL:** CINCINNATI  
**HOW ACQUIRED:** D3b-'23  
**COLLEGE:** Played in 50 games over four seasons at Cincinnati...2nd in Cincinnati history in kickoff returns for TDs.



**DE TYREE WILSON**

**SCHOOL:** TEXAS TECH  
**HOW ACQUIRED:** D1-'23  
**COLLEGE:** Ranked 3rd in the Big 12 for total tackles...First Team All-American...Ranked T-15th in the Big 12 with 6.5 sacks against Power 5 opponents.



**DT BYRON YOUNG**

**SCHOOL:** ALABAMA  
**HOW ACQUIRED:** D3a-'23  
**COLLEGE:** As a senior, Started all 13 games on the D-line , totaling 48 tkls, 5.5 TFLs and 4.0 sacks...First Team All-SEC.

## SUCCESSFUL DEBUT

With the 30-6 win over the Giants, Pierce notches his first career win as an NFL head coach. The 24-point margin is the largest win by a coach in his NFL head coaching debut since Nick Sirianni in 2021 (32-6). He is just the eighth coach since 2000 to win their coaching debut by 20+ points.

### HEAD COACHING DEBUT POINT MARGIN - SINCE 2000

Rk.	Coach	Team	Date	Pt Margin
1.	Sean McVay	Rams	9/10/17	+37
2.	Jim Tomsula*	49ers	1/2/11	+31
3t.	Mike Zimmer	Vikings	9/7/14	+28
3t.	Dan Campbell*	Dolphins	10/18/15	+28
5.	Mike Tomlin	Steelers	9/9/07	+27
6.	Nick Sirianni	Eagles	9/12/21	+26
<b>7t.</b>	<b>Antonio Pierce*</b>	<b>Raiders</b>	<b>11/5/23</b>	<b>+24</b>
7t.	Nick Saban	Dolphins	11/5/23	+24

\* - Interim Head Coach

## INTERIM DEBUT HISTORY

The 24-point margin is also the largest for an interim coach in his debut since Dan Campbell in 2015 (38-10).

### INTERIM HEAD COACH DEBUT POINT MARGIN - SINCE 2000

Rk.	Coach	Team	Date	Pt Margin
1.	Jim Tomsula	49ers	1/2/11	+31
2.	Dan Campbell	Dolphins	10/18/15	+28
<b>3.</b>	<b>Antonio Pierce</b>	<b>Raiders</b>	<b>11/5/23</b>	<b>+24</b>
4.	Jason Garrett	Cowboys	11/14/10	+13
5.	Rich Bisaccia	Raiders	10/17/21	+10

## MAKING RAIDERS HISTORY

Pierce is the 23rd Raiders head coach in Raiders history. With the 30-6 win over the Giants, Pierce becomes the only coach in franchise history to win his Raiders coaching debut by 15+ points.

### RAIDERS COACHING DEBUT POINT MARGIN - ALL-TIME

Rk.	Coach	Date	Opp.	Pt Margin
<b>1.</b>	<b>Antonio Pierce*</b>	<b>11/5/23</b>	<b>Giants</b>	<b>+24</b>
2.	Bill Callahan	9/8/02	Seahawks	+14
3t.	Al Davis	9/7/63	Oilers	+11
3t.	Mike Shanahan	9/4/88	Chargers	+11
5t.	Mike White	9/3/95	Chargers	+10
5t.	Rich Bisaccia*	10/17/21	Broncos	+10
7.	John Rauch	9/2/66	Dolphins	+9
8t.	Tom Flores	9/2/79	Rams	+7
8t.	Art Shell*	10/9/89	Jets	+7
10.	John Madden	9/14/69	Oilers	+4

\* - Interim Head Coach

The 24-point victory is the largest by the Raiders since Week 10 of the 2020 season vs. Denver (25-point win).

### LARGEST RAIDERS POINT MARGINS - SINCE 2010

Rk.	Opponent	Date	PS	PA	Margin
1.	Broncos	10/24/10	59	14	+45
2.	Seahawks	10/31/10	33	3	+30
3t.	Broncos	11/15/20	37	12	+25
3t.	Jets	9/17/17	45	20	+25
<b>5.</b>	<b>Giants</b>	<b>11/5/23</b>	<b>30</b>	<b>6</b>	<b>+24</b>

## FIRST TWO AT THE HELM

With the 16-12 win over the Jets, Pierce won each of his first two games at the helm of the Silver and Black. He is one of only seven coaches in Raiders history to win both of his first two games.

### WINS THROUGH FIRST 2 GAMES AS HC - RAIDERS HISTORY

No.	Coach	Season	W	L
<b>1.</b>	<b>Antonio Pierce*</b>	<b>2023</b>	<b>2</b>	<b>0</b>
2.	Rich Bisaccia*	2021	2	0
3.	Bill Callahan	2002	2	0
4.	Mike White	1995	2	0
5.	Art Shell*	1989	2	0
6.	John Madden	1969	2	0
7.	Al Davis	1963	2	0



## POINTS ALLOWED

In Week 14, the Raiders defense allowed just three points, the fewest allowed in a single game by the Raiders since Week 15 of 2012. This is just the 37th time in franchise history the Raiders defense has held their opponent to three or fewer points.

### FEWEST POINTS ALLOWED IN A GAME - SINCE 2000

Rk.	Date	Opp.	Pts. Allowed
1t.	12/28/02	Chiefs	0
1t.	12/16/12	Chiefs	0
<b>3t.</b>	<b>12/10/23</b>	<b>Vikings</b>	<b>3</b>
3t.	10/22/00	Seahawks	3
3t.	10/31/10	Seahawks	3

The Raiders have only allowed 259 points through 13 games this season, the second fewest through 13 games of a single season for the Raiders since 2000 and the fewest since 2000 (256).

### POINTS ALLOWED BY RAIDERS IN FIRST 13 GAMES - SINCE 2000

Rank	Season	Points Allowed
1.	2000	256
<b>2.</b>	<b>2023</b>	<b>259</b>
3.	2002	265
4.	2001	267
5.	2006	269

## FORCING 3-AND-OUTS

The Raiders defense has forced a 3-and-out on their opponents opening drive in seven games this season, tied for the most in the NFL.

### OPENING DRIVE 3-AND-OUTS FORCED - 2023

Rk.	Team	3-and-Outs
<b>1t.</b>	<b>Las Vegas</b>	<b>7</b>
1t.	Jacksonville	7
3.	Carolina	6
4t.	Atlanta	5
4t.	Denver	5
4t.	San Francisco	5

Here is each opening defensive drive for the Raiders this season:

### RAIDERS OPENING DEFENSIVE DRIVE RESULTS - 2023

Week	Opp.	Plays	Yds	Result
1	DEN	14	86	Touchdown
<b>2</b>	<b>BUF</b>	<b>3</b>	<b>5</b>	<b>Punt</b>
<b>3</b>	<b>PIT</b>	<b>3</b>	<b>9</b>	<b>Punt</b>
4	LAC	9	86	Touchdown
5	GB	8	23	Punt
<b>6</b>	<b>NE</b>	<b>3</b>	<b>1</b>	<b>Punt</b>
<b>7</b>	<b>CHI</b>	<b>3</b>	<b>3</b>	<b>Punt</b>
8	DET	14	54	Field Goal
<b>9</b>	<b>NYG</b>	<b>3</b>	<b>5</b>	<b>Punt</b>
10	NYJ	8	49	Field Goal
<b>11</b>	<b>MIA</b>	<b>3</b>	<b>13</b>	<b>Fumble</b>
<b>12</b>	<b>KC</b>	<b>3</b>	<b>0</b>	<b>Punt</b>
<b>14</b>	<b>MIN</b>	<b>3</b>	<b>-3</b>	<b>Punt</b>

The Raiders also held the Giants scoreless through their first seven drives of the game in Week 9 - the first time holding an opponent scoreless in 7+ straight drives to start a game since Week 16 of 2018 vs. Denver (7 straight).

## PROTECT THIS HOUSE

The Raiders have allowed only 105 points over seven home games this season. It's the second fewest over a span of seven home games in a single season for the Raiders since 2000.

### POINTS ALLOWED OVER 7 HOME GAME SPAN - SINCE 2000

Rk.	From	To	Pts Allowed
1.	9/3/00	12/10/00	104
<b>2.</b>	<b>9/24/23</b>	<b>12/10/23</b>	<b>105</b>
3.	9/17/00	12/24/00	107
4.	10/1/06	12/23/06	126
5.	9/29/02	12/28/02	131

## STOUT DEFENSE

In Week 14, the Raiders defense held the Vikings to just 231 total yards of offense including 99 net passing yards. 231 total net yards are the fewest allowed by the Raiders defense in a game since 16 of the 2021 season (151 vs. DEN).

### FEWEST YARDS ALLOWED IN A GAME - SINCE 2014

Rk.	Date	Opp.	Yds. Allowed
1.	12/26/21	Broncos	158
2t.	12/25/17	Eagles	216
2t.	11/26/17	Broncos	216
4.	11/01/20	Browns	223
<b>5.</b>	<b>12/10/23</b>	<b>Vikings</b>	<b>231</b>

99 net passing yards allowed are the fewest allowed by the Raiders in a game since Week 9 of 2021 (98 yards at NYG).

### FEWEST NET PASSING YDS ALLOWED IN A GAME - SINCE 2010

Rk.	Date	Opp.	Yds. Allowed
1.	11/17/19	Bengals	73
2.	01/02/11	Chiefs	86
3.	11/07/21	Giants	98
<b>4.</b>	<b>12/10/23</b>	<b>Vikings</b>	<b>99</b>
5.	10/13/13	Chiefs	105

The Raiders allowed the Vikings just 3 net passing yards in the first half. The last time the team allowed fewer in a first half was in 2006 when the Raiders held the Texans to 2 net passing yards in the first half of the game in Week 13.

### FEWEST NET PASS YARDS ALLOWED IN FIRST HALF - SINCE 2000

Rk.	Date	Opp.	Yds. Allowed
1.	12/03/06	Texans	2
<b>2.</b>	<b>12/10/23</b>	<b>Vikings</b>	<b>3</b>
3.	11/19/06	Chiefs	8
4.	10/28/07	Titans	9
5.	11/26/16	Panthers	11

## SACK PARTY

The Raiders have recorded at least one sack in each of their 13 games this season, one of seven teams with 13 games with at least one sack in 2023.

### GAMES WITH 1+ SACKS - 2023 SEASON

Rk.	Team	Sacks
<b>1t.</b>	<b>Las Vegas</b>	<b>13</b>
1t.	Kansas City	13
1t.	Tampa Bay	13
1t.	Baltimore	13
1t.	LA Rams	13
1t.	Philadelphia	13
1t.	Dallas	13
1t.	Minnesota	13

The Raiders racked up 17 total sacks from Week 9-14 with **Interim Head Coach Antonio Pierce** at the helm, tied for the ninth most in the NFL over that span.

### TOTAL SACKS - 2023 WEEK 9-12

Rk.	Team	Sacks
1.	San Francisco	22
2t.	Indianapolis	21
2t.	Dallas	21
4t.	Tampa Bay	20
4t.	LA Chargers	20
6.	NY Jets	19
7t.	Cleveland	18
7t.	Baltimore	18
<b>9t.</b>	<b>Las Vegas</b>	<b>17</b>
9t.	Denver	17
11.	Houston	16

The Raiders defense racked up eight total sacks in the Week 9 win over the Giants, split between Maxx Crosby (3.0), Adam Butler (1.0), Tre'von Moehrig (1.0), Bilal Nichols (1.0), Malcolm Koonce (1.0), Robert Spillane (0.5) and Tyree Wilson (0.5). Their eight total sacks are tied for the third most in a single game in franchise history - the most since Week 8 of the 2010 season vs. Seattle (8).

### SACKS IN A GAME - RAIDERS HISTORY

Rk.	Date	Opponent	Sacks
1.	11/30/86	Eagles	11
2.	09/08/85	Jets	10
<b>3t.</b>	<b>11/5/23</b>	<b>Giants</b>	<b>8</b>
3t.	11/11/90	Packers	8
3t.	12/10/84	Lions	8
3t.	12/12/82	Chiefs	8
3t.	10/31/10	Seahawks	8

## PARTY IN THE BACKFIELD

The Raiders defense totaled four sacks in the Week 6 win over the Patriots, just the fourth time over the last four seasons (2020-23) the Raiders totaled 4+ sacks in a single game - the first time since Week 14 of 2022.

### 4+ SACKS IN A SINGLE GAME - RAIDERS DEFENSE SINCE 2020

Rank	Date	Opponent	Sacks
<b>1.</b>	<b>10/15/23</b>	<b>NY Giants</b>	<b>8</b>
2t.	10/17/21	Denver	5
2t.	12/4/22	LA Chargers	5
<b>4t.</b>	<b>10/15/23</b>	<b>New England</b>	<b>4</b>
4t.	12/8/22	LA Rams	4

## TAKEAWAY STREAK

With an interception and two fumbles in Week 11, the Raiders defense has now recorded 3+ takeaways in three games this season, tied for the eighth most in the NFL.

### GAMES WITH 3+ TAKEAWAYS - 2023 SEASON

Rk.	Team	Games
1.	Jacksonville	5
2t.	Pittsburgh	4
2t.	Chicago	4
2t.	Denver	4
2t.	Dallas	4
2t.	NY Jets	4
2t.	NY Giants	4
<b>8t.</b>	<b>Las Vegas</b>	<b>3</b>
8t.	Buffalo	3
8t.	New Orleans	3
8t.	Cleveland	3
8t.	Seattle	3
8t.	Arizona	3
8t.	Minnesota	3
8t.	Cincinnati	3

The Raiders defense also recorded a forced fumble in five straight games from Week 7-11, tied for the seventh longest streak in the NFL in 2023.

### STREAK OF GAMES WITH A FORCED FUMBLE - 2023 SEASON

Rk.	Team	Games
1.	Minnesota	8
2t.	Denver	6
2t.	Kansas City	6
2t.	Houston	6
2t.	NY Jets	6
2t.	Cincinnati	6
<b>7t.</b>	<b>Las Vegas</b>	<b>5</b>
7t.	Buffalo	5
7t.	Indianapolis	5
7t.	Jacksonville	5
7t.	Philadelphia	5

## NO CHUNK PLAYS

The Raiders defense has allowed only 29 passes of 20+ yards in 2023, tied for the second fewest in the NFL this season.

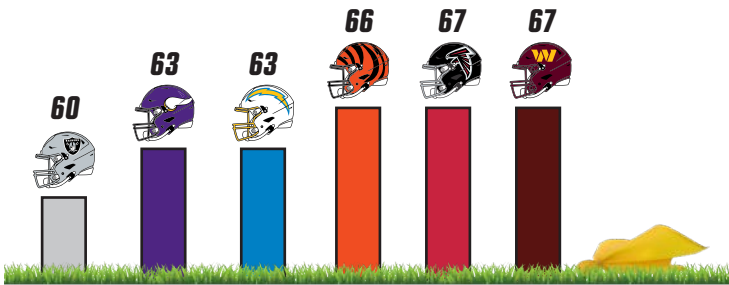
### 20-YARD PASSES ALLOWED - 2023 SEASON

Rank	Team	Opp. Comp.
1.	NY Jets	27
<b>3.</b>	<b>Las Vegas</b>	<b>29</b>
4t.	Cleveland	29
4t.	Carolina	29

## KEEP IT CLEAN

The Raiders now have 60 total penalties for 525 yards in 2023. The Raiders' 60 penalties are the fewest in the NFL.

### FEWEST PENALTIES IN 2023



The Raiders' 60 penalties are the second fewest through the first 13 games of a single season in franchise history - only behind 1961 (49).

### FEWEST PENALTIES THROUGH 13 GAMES - RAIDERS HISTORY

Rank	Season	Penalties
1.	1961	49
2.	<b>2023</b>	<b>60</b>
3.	1960	65
4.	1962	66

525 penalty yards are also the second fewest by the Raiders in franchise history through 13 games in a single season.

### PENALTY YARDS THROUGH 13 GAMES - RAIDERS HISTORY

Rank	Season	Penalty Yds
1.	1961	418
2.	<b>2023</b>	<b>525</b>
3.	1990	565
4.	1988	626
5.	2020	636

## CLEAN GAME

In Week 13 vs. KC, the Raiders committed zero penalties, just the fifth time in franchise history the Raiders have committed zero penalties - the first time since Week 13 of 2005 (12/4/05 at SD).

### GAMES WITH ZERO PENALTIES - RAIDERS HISTORY

No.	Date	Opp.	Pen	Pen Yds
1.	11/26/23	Chiefs	0	0
2.	12/04/05	Chargers	0	0
3.	12/19/71	Broncos	0	0
4.	10/20/68	Chiefs	0	0
5.	10/26/62	Patriots	0	0

The Raiders are also just one of two teams in 2023 to record a game with zero penalties.

### GAMES WITH ZERO PENALTIES - 2023 SEASON

Team	Week	Opp.	Pen	Pen Yds
Raiders	12	Chiefs	0	0
Eagles	7	Dolphins	0	0

The Raiders also posted zero turnovers in Week 13, the first time in franchise history the Raiders have committed zero turnovers and zero penalties in a game.

## PUNT COVERAGE

The combination of AJ Cole's booming punts and the stout punt coverage by the Raiders special teams, the Raiders lead the NFL in 2023 with 45.9 net yards per punt.

### NET YARDS PER PUNT - 2023 SEASON

Rank	Team	NtYd/P
1.	<b>Las Vegas</b>	<b>45.9</b>
2.	Dallas	45.0
3t.	Tennessee	43.8
3t.	Seattle	43.8
5t.	NY Giants	43.2
5t.	Jacksonville	43.2

If the season were to end today, the Raiders' 45.9 net punting average would be the best average in a single season since 1976

### SINGLE SEASON NET PUNT AVG. - RAIDERS HISTORY (1976-)

Rank	Season	NtYd/P
1.	<b>2023</b>	<b>45.9</b>
2t.	2022	43.9
2t.	2009	43.9
4.	2017	42.7
5.	2021	42.5

The Raiders punt team has also downed 24 of the team's 54 punts inside the 20-yard line (44.4%). With 44.4% of punts downed inside the 20-yard line, the Raiders rank fifth in the NFL in 2023.

### PCT. OF PUNTS DOWNED INSIDE THE 20 - 2023 SEASON

Rank	Team	P	Pin20	Pin20%
1.	Jacksonville	53	27	50.9%
2.	Tennessee	61	30	49.2%
3.	San Francisco	43	21	48.8%
4.	Detroit	41	19	46.3%
5.	<b>Las Vegas</b>	<b>54</b>	<b>24</b>	<b>44.4%</b>

## SAFETY FIRST

DE Maxx Crosby and DT Bilal Nichols combined to sack Patriots QB Mac Jones, forcing a safety to seal the Week 6 victory. This was the first safety forced by the Raiders defense since Week 3 of 2021 (vs. MIA) and the 15th safety forced by the Raiders since 2000.

### SAFETIES FORCED BY RAIDERS DEFENSE - SINCE 2000

Date	Opponent	Safeties
<b>10/15/23</b>	<b>New England</b>	<b>1</b>
09/26/21	Miami	1
12/24/15	LA Chargers	1
12/13/15	Denver	1
12/11/11	Green Bay	1
12/19/10	Denver	1
10/10/10	LA Chargers	1
11/16/08	Miami	1
09/28/08	LA Chargers	1
09/16/07	Denver	1
10/22/06	Arizona	1
12/19/04	Tennessee	1
11/30/03	Denver	1
09/24/00	Cleveland	1
09/03/00	LA Chargers	1

## NO FLY ZONE

Through 13 games in 2023, the Raiders are only allowing 207.7 passing yards per game to opposing offenses, the 11th best mark in the NFL.

### PASSING YARDS ALLOWED PER GAME - 2023 SEASON

Rank	Team	Opp. Pass Yds
1.	Cleveland	159.7
2.	NY Jets	167.2
3.	Carolina	175.4
4.	Baltimore	180.2
5.	Dallas	183.9
6.	Kansas City	185.0
7.	New Orleans	189.5
8.	Green Bay	200.2
9.	Atlanta	203.0
<b>10.</b>	<b>Las Vegas</b>	<b>207.7</b>
11.	Buffalo	207.9
12.	Miami	212.5
13.	Arizona	216.0

The Raiders have also held opponents to under 200 net yards passing in 7-of-13 games of 2023. The Raiders seven games allowing less than 200 passing yards are tied for the fourth most in the NFL in 2023.

### GAMES ALLOWING UNDER 200 PASSING YARDS - 2023

Rank	Team	Games
1t.	Green Bay	9
1t.	Baltimore	9
2t.	Carolina	8
4t.	Buffalo	7
4t.	Cleveland	7
<b>4t.</b>	<b>Las Vegas</b>	<b>7</b>
4t.	Dallas	7
4t.	NY Jets	7
4t.	Minnesota	7

## TURNOVERS IN BUNCHES

The Raiders defense recorded three interceptions in the Week 5 win over the Packers. The performance marked the 133rd time in franchise history that the Raiders have recorded 3+ interceptions in a single game - just the fourth time over the last 10 seasons

### 3+ INTERCEPTIONS IN A GAME - SINCE 2010 (RAIDERS HISTORY)

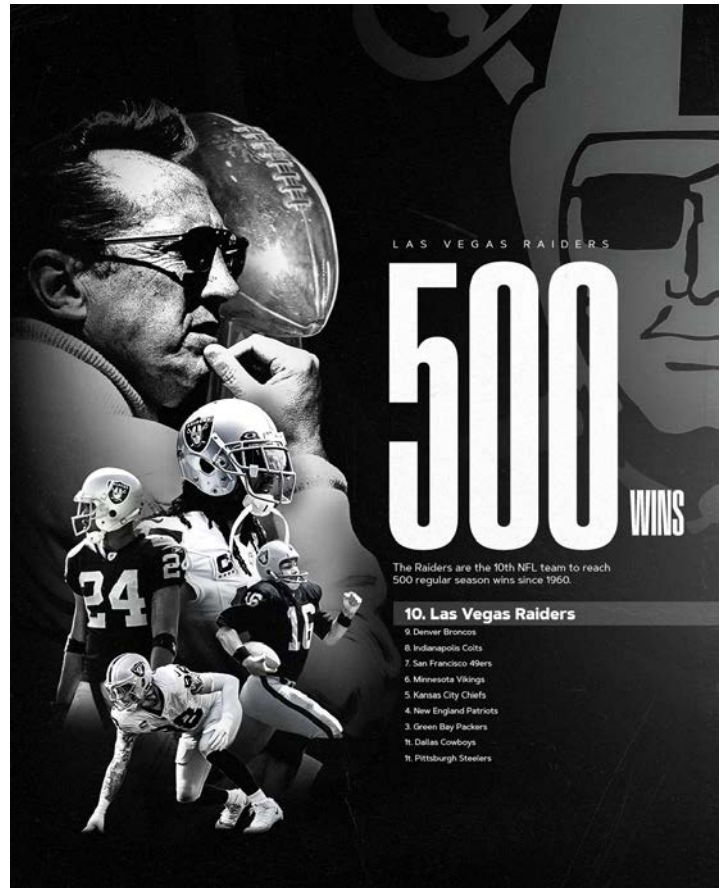
Date	Opp.	INT
<b>10/9/23</b>	<b>Packers</b>	<b>3</b>
10/17/21	Broncos	3
11/15/20	Broncos	4
11/7/19	Chargers	3
10/6/13	Chargers	3
10/14/12	Falcons	3
11/27/11	Bears	3
11/20/11	Vikings	3

## 500 WINS

With the win in Week 6 over the Patriots, the Raiders reached 500 regular season wins as a franchise, becoming the 10th team since 1960 to reach 500 regular season wins.

### TOTAL WINS SINCE 1960

Rank	Team	G	W	L	T
1.	DAL	977	560	411	6
2.	PIT	977	557	409	11
3.	GB	976	548	413	15
4.	NE	979	540	430	9
5.	KC	979	529	438	12
6.	MIN	965	523	431	11
7.	SF	977	521	445	11
8.	IND	977	513	457	7
9.	DEN	979	507	462	10
<b>10.</b>	<b>LV</b>	<b>979</b>	<b>502</b>	<b>466</b>	<b>11</b>



The Raiders' .519 win percentage ranks 11th in the NFL since 1960 (min. 500 games played).

### TOTAL WIN PERCENTAGE SINCE 1960

Rank	Team	Pct.	W	L	T
2.	DAL	.577	560	411	6
1.	PIT	.576	557	409	11
3.	GB	.570	548	413	15
4.	NE	.557	540	430	9
5.	MIA	.555	494	397	4
6t.	MIN	.548	523	431	11
6t.	KC	.547	529	438	12
8.	SF	.539	521	445	11
9.	IND	.529	513	457	7
10.	DEN	.523	507	462	10
<b>11.</b>	<b>LV</b>	<b>.519</b>	<b>502</b>	<b>466</b>	<b>11</b>
12.	SEA	.516	389	365	1

# DAVANTE ADAMS NOTES





**6X PRO BOWL  
SELECTION**



**3X AP ALL-PRO  
1ST TEAM SELECTION**

**146**  
GAMES

**139**  
STARTS

**845**  
REC

**10,504**  
YARDS

**91**  
TDS

## TOP TIER TALENT

A six-time Pro Bowler (2017-22) and three-time Associated Press All-Pro First Team selection (2020-22)...Entering his 10th NFL season and second season with the Raiders...In 11 career postseason games, has registered 72 catches for 910 yards with eight TDs... Prior to joining the Raiders, set Packers franchise single-season records in 2021 with 123 receptions and 1,553 receiving yards, while adding 11 TDs... Posted 115 receptions in 2020 and tied WR Sterling Sharpe (1994) for the most receiving TDs in a season in Green Bay history with a league-best 18, becoming the first player in NFL history with 100-plus receptions and 18-plus receiving TDs in a season...In 2019, started all 12 games he appeared in and led the team with 83 receptions for 997 yards (12.0 avg.) and five TDs (tied for team lead)...In 2018, started all 15 games he appeared in and led the team with 111 receptions for 1,386 yards (12.5 avg.) and 13 TDs...In 2017, started all 14 games he played in and led the team with 74 catches for a team-high 885 yards (12.0 avg.) and 10 TDs... In 2016, played in all 16 games with 15 starts and posted 75 catches for 997 yards (13.3 avg.) and 12 TDs...Played in 13 games with 12 starts and registered 50 receptions for 483 yards (9.7 avg.) and a TD in 2015...Appeared in all 16 games with 11 starts as a rookie in 2014 and recorded 38 catches for 446 yards (11.7 avg.) and three TDs.

## TOUCHDOWN TAE

Adams has recorded at least one touchdown in 67 career games since entering the league in 2014, which is second in the league lead over that span. Last season (2022), Adams recorded at least one touchdown reception in nine games, the second most in the NFL.

### GAMES WITH A RECEIVING TOUCHDOWN (SINCE 2014)

Player	Team	Games
Mike Evans	TB	69
<b>Davante Adams</b>	<b>LV</b>	<b>67</b>
Travis Kelce	KC	61
DeAndre Hopkins	TEN	59
Tyreek Hill	MIA	57
Stefon Diggs	BUF	54

## WR RANKINGS SINCE 2016

Since the beginning of the 2016 campaign, WR Davante Adams has been one of the most productive wide receivers in the National Football League. Adams ranks first in receptions, second in receiving yards and first in receiving TDs among wide receivers since 2016.

### MOST RECEPTIONS SINCE 2016 (AMONG WRs)

Rank	Player	Team	Receptions
1.	<b>Davante Adams</b>	<b>Las Vegas</b>	<b>757</b>
2.	Stefon Diggs	Buffalo	755
3.	Tyreek Hill	Miami	695
4.	Keenan Allen	LA Chargers	689
5.	DeAndre Hopkins	Tennessee	671

### MOST RECEIVING YARDS SINCE 2016 (AMONG WRs)

Rank	Player	Team	Rec. Yards
1.	Tyreek Hill	Miami	9,882
2.	<b>Davante Adams</b>	<b>Las Vegas</b>	<b>9,575</b>
3.	Mike Evans	Tampa Bay	9,188
4.	Stefon Diggs	Buffalo	9,085
5.	DeAndre Hopkins	Tennessee	8,663

### MOST RECEIVING TDs SINCE 2016 (AMONG WRs)

Rank	Player	Team	Rec. TDs
1.	<b>Davante Adams</b>	<b>Las Vegas</b>	<b>87</b>
2t.	Mike Evans	Tampa Bay	76
2t.	Tyreek Hill	Miami	75
4.	Stefon Diggs	Buffalo	63
5t.	Adam Thielen	Minnesota	58
5t.	DeAndre Hopkins	Tennessee	58

### MOST RECEIVING 1st DOWNS SINCE 2016 (AMONG WRs)

Rank	Player	Team	Rec1D
1.	<b>Davante Adams</b>	<b>Las Vegas</b>	<b>472</b>
2.	Mike Evans	Tampa Bay	465
3.	DeAndre Hopkins	Tennessee	452

His 69 touchdowns from 2016-2021 were also the most in the NFL over that span and the most by any NFL player over a six-year span since WR Randy Moss posted 71 from 2004-09.

## 2023 RANKINGS

Through Week 14, **Adams** owns 76 catches for 867 yards (11.4 avg.) and four touchdowns. His 76 receptions rank tied for 14th in the NFL.

### MOST RECEPTIONS - 2023 SEASON

Rank	Player	Team	Receptions
1.	Keenan Allen	LA Chargers	108
2.	Tyreek Hill	Miami	97
3.	CeeDee Lamb	Dallas	96
4.	Michael Pittman	Indianapolis	95
5.	A.J. Brown	Philadelphia	90
6.	Ja'Marr Chase	Cincinnati	89
7t.	Stefon Diggs	Buffalo	87
7t.	Amon-Ra St. Brown	Detroit	87
9t.	Adam Thielen	Carolina	85
9t.	T.J. Hockenson	Minnesota	85
11.	Evan Engram	Jacksonville	84
12.	Puka Nacua	LA Rams	82
13.	Travis Kelce	Kansas City	80
<b>14t.</b>	<b>Davante Adams</b>	<b>Las Vegas</b>	<b>76</b>
14t.	D.J. Moore	Chicago	76

His 867 receiving yards rank 18th in the NFL.

### MOST RECEIVING YARDS - 2023 SEASON

Rank	Player	Team	Rec. Yards
1.	Tyreek Hill	Miami	1,542
2.	A.J. Brown	Philadelphia	1,258
3.	CeeDee Lamb	Dallas	1,253
4.	Keenan Allen	LA Chargers	1,243
5.	Puka Nacua	LA Rams	1,113
6.	Ja'Marr Chase	Cincinnati	1,092
7.	D.J. Moore	Chicago	1,071
8.	Amon-Ra St. Brown	Detroit	1,063
9.	Brandon Aiyuk	San Francisco	1,053
10.	Mike Evans	Tampa Bay	1,020
11.	Nico Collins	Houston	1,004
12.	Stefon Diggs	Buffalo	993
13.	Michael Pittman	Indianapolis	984
14.	Chris Olave	New Orleans	918
15.	Davante Smith	Philadelphia	907
16.	Travis Kelce	Kansas City	896
17.	Amari Cooper	Cleveland	876
<b>18.</b>	<b>Davante Adams</b>	<b>Las Vegas</b>	<b>867</b>

His 42 receiving first downs are tied for the 16th most in the NFL.

### RECEIVING FIRST DOWNS - 2023 SEASON

Rank	Player	Team	Rec1D
1.	Tyreek Hill	Miami	69
2t.	A.J. Brown	Philadelphia	58
2t.	CeeDee Lamb	Dallas	58
4t.	Keenan Allen	LA Chargers	57
4t.	Ja'Marr Chase	Cincinnati	57
6.	Puka Nacua	LA Rams	52
7.	Amon-Ra St. Brown	Detroit	51
8.	D.J. Moore	Chicago	50
9t.	Stefon Diggs	Buffalo	48
9t.	Travis Kelce	Kansas City	48
9t.	Brandon Aiyuk	San Francisco	48
9t.	Adam Thielen	Carolina	48
13.	Michael Pittman	Indianapolis	46
14.	Chris Olave	New Orleans	45
15.	T.J. Hockenson	Minnesota	44
<b>16t.</b>	<b>Davante Adams</b>	<b>Las Vegas</b>	<b>42</b>
<b>16t.</b>	<b>Mike Evans</b>	<b>Tampa Bay</b>	<b>42</b>

He is also averaging 11.4 yards per reception, the 10th best average in the NFL this season among receivers with at least 75 catches.

## GREATNESS IN 10 SEASONS

**WR Davante Adams** has notched his 91st career touchdown reception, surpassing Larry Fitzgerald (87) for the 5th-most touchdown receptions by a player in his first 10 seasons in NFL history, only behind Hall of Famers Jerry Rice (131), Randy Moss (124), Marvin Harrison (110) and Terrell Owens (101).

### RECEIVING TOUCHDOWNS IN 10 SEASONS

Player	REC. TDS
<b>JERRY RICE</b>	<b>131</b>
<b>RANDY MOSS</b>	<b>124</b>
<b>MARVIN HARRISON</b>	<b>110</b>
<b>TERRELL OWENS</b>	<b>101</b>
<b>DAVANTE ADAMS</b>	<b>91</b>
<b>LARRY FITZGERALD</b>	<b>87</b>

**Adams** now has 838 career receptions, the ninth most receptions by a player in their first 10 seasons in NFL history.

### RECEPTIONS IN 10 SEASONS - NFL HISTORY

Rank	Player	Receptions
1.	Marvin Harrison	927
2.	Brandon Marshall	882
3.	Torry Holt	869
4.	DeAndre Hopkins	853
5.	Julio Jones	848
6.	Larry Fitzgerald	846
<b>7.</b>	<b>Davante Adams</b>	<b>845</b>
8t.	Antonio Brown	841
8t.	Wes Welker	841
10.	Jerry Rice	820
11.	Andre Johnson	818
12.	Travis Kelce	814
13.	Jason Witten	806

## TDS IN BUNCHES

With his two touchdown receptions in Week 3, **Adams** now owns 22 career games with multiple touchdown receptions. His 22 games with 2+ receiving touchdowns are the most in the NFL since 2014.

### MULTI-TOUCHDOWN GAMES (SINCE 2014)

Rank	Player	Games
<b>1.</b>	<b>Davante Adams</b>	<b>22</b>
2.	Mike Evans	19
3.	Antonio Brown	17
4.	Tyreek Hill	15

His 22 multi-touchdown games are also tied with Art Powell (22) for the seventh most of such games in NFL history.

### MULTI-TOUCHDOWN GAMES - NFL HISTORY

Rank	Player	Games
1.	Jerry Rice	44
2.	Randy Moss	36
3.	Terrell Owens	32
4t.	Cris Carter	29
4t.	Marvin Harrison	29
6.	Don Hutson	28
<b>7t.</b>	<b>Davante Adams</b>	<b>22</b>
7t.	Art Powell	22



# DAVANTE ADAMS NOTES

## 800 STREAK

Adams has now recorded 800+ receiving yards in each of his last eight seasons (2016-23). His eight-season streak is tied for the third longest active streak in the NFL.

### ACTIVE STREAKS OF SEASONS WITH 800+ REC. YARDS

Rank	Player	Years	Seasons
1t.	Travis Kelce	2014-23	10
1t.	Mike Evans	2014-23	10
<b>3t.</b>	<b>Davante Adams</b>	<b>2016-23</b>	<b>8</b>
3t.	Stefon Diggs	2016-23	8
5.	Tyreek Hill	2017-23	7

His streak is also tied for the 11th longest streak in NFL history.

### STREAKS OF SEASONS WITH 800+ REC. YARDS - NFL HISTORY

Rank	Player	Years	Seasons
1.	Jerry Rice	1985-96	12
2t.	Travis Kelce	2014-23	10
2t.	Mike Evans	2014-23	10
2t.	Reggie Wayne	2003-12	10
2t.	Anquan Boldin	2005-14	10
2t.	Jimmy Smith	1996-05	10
2t.	Tim Brown	1993-02	10
8t.	Cris Carter	1993-01	9
8t.	Rod Smith	1997-05	9
8t.	Gary Clark	1985-93	9
<b>11t.</b>	<b>Davante Adams</b>	<b>2016-23</b>	<b>8</b>
11t.	Stefon Diggs	2016-23	8
11t.	DeAndre Hopkins	2013-20	8
11t.	Calvin Johnson	2008-15	8
11t.	Torry Holt	2000-07	8
11t.	Marvin Harrison	1999-06	8
11t.	Michael Irvin	1991-98	8

Adams is one of only 25 players in NFL history to record 800+ receiving yards in at least eight of his first 10 NFL seasons.

## IN THE ZONE

With his touchdown in Week 3 against Pittsburgh, **Adams** has now scored 62 red-zone touchdowns since entering the league in 2014, the most in the NFL over that span.

### RED ZONE TOUCHDOWNS (SINCE 2014)

Rank	Player	TDs
<b>1.</b>	<b>Davante Adams</b>	<b>62</b>
2.	Travis Kelce	57
3.	Mike Evans	50

His 62 career touchdowns in the red zone are also the sixth most in NFL history.

### RED ZONE TOUCHDOWNS - NFL HISTORY

Rank	Player	Games	RZ TDs
1.	Antonio Gates	236	92
2.	Larry Fitzgerald	263	83
3.	Tony Gonzalez	223	74
4.	Jimmy Graham	193	72
5.	Rob Gronkowski	143	65
<b>6.</b>	<b>Davante Adams</b>	<b>146</b>	<b>62</b>
7.	Randy Moss	186	61
8.	Brandon Marshall	179	60
9.	Terrell Owens	157	58
10.	Travis Kelce	156	57

## 800 CLUB

In Week 4, **Adams** reached 800 career receptions, becoming one of 13 players in NFL history to reach 800 receptions in his first 10 NFL seasons.

### 800+ RECEPTIONS IN 10 SEASONS - NFL HISTORY

Rank	Player	Games	Receptions
1.	Marvin Harrison	154	927
2.	Brandon Marshall	152	882
3.	Torry Holt	158	869
4.	DeAndre Hopkins	145	853
5.	Julio Jones	135	848
6.	Larry Fitzgerald	156	846
7t.	Antonio Brown	131	841
7t.	Wes Welker	153	841
<b>9.</b>	<b>Davante Adams</b>	<b>146</b>	<b>845</b>
10.	Jerry Rice	156	820
11.	Andre Johnson	138	818
12.	Travis Kelce	144	814
13.	Jason Witten	159	806

He is also the sixth player in NFL history to reach 800 receptions in 137 career games or less.

### RECEPTIONS THROUGH 137 GAMES - NFL HISTORY

Rank	Player	Games	Receptions
1.	Antonio Brown	137	871
2.	Julio Jones	137	857
3.	Marvin Harrison	137	834
4.	Keenan Allen	137	831
5.	Andre Johnson	137	803
<b>6.</b>	<b>Davante Adams</b>	<b>137</b>	<b>802</b>

## KEEPING IT 100

Adams now owns 40 career performances of 100+ receiving yards since entering the league in 2014, tied for the second most in the NFL over that span. His 40 games make him one of just 13 players in NFL history to reach 40+ 100-yard games in his first 10 NFL seasons.

### 100-YARD GAMES (SINCE 2014)

Rank	Player	Games
1.	Julio Jones	47
<b>2t.</b>	<b>Davante Adams</b>	<b>40</b>
2t.	DeAndre Hopkins	40
4.	Antonio Brown	38

Adams was also one of just 10 players in NFL history to record 40+ games of 100+ receiving yards in their first 136 NFL games.

### 100-YARD GAMES THROUGH 136 CAREER GAMES - NFL HISTORY

Rank	Player	Games
1.	Julio Jones	58
2t.	Marvin Harrison	46
2t.	Randy Moss	46
2t.	Calvin Johnson	46
5.	Torry Holt	45
6.	Andre Johnson	43
7t.	Jerry Rice	42
7t.	Michael Irvin	42
7t.	Antonio Brown	42
<b>10.</b>	<b>Davante Adams</b>	<b>40</b>

**Adams posted seven 100-yard games in 2020, eight 100-yard games in 2021 and eight 100-yard games in 2022. He is the first player in NFL history to record seven plus 100-yard games in three consecutive seasons.**

## MOVING THE CHAINS

Adams now has 42 receiving first downs this season, tied for the 13th most in the NFL.

### RECEIVING FIRST DOWNS - 2023 SEASON

Rank	Player	Team	Rec1D
1.	Tyreek Hill	Miami	69
2t.	A.J. Brown	Philadelphia	58
2t.	CeeDee Lamb	Dallas	58
4t.	Keenan Allen	LA Chargers	57
4t.	Ja'Marr Chase	Cincinnati	57
6.	Puka Nacua	LA Rams	52
7.	Amon-Ra St. Brown	Detroit	51
8.	D.J. Moore	Chicago	50
9t.	Stefon Diggs	Buffalo	48
9t.	Travis Kelce	Kansas City	48
9t.	Brandon Aiyuk	San Francisco	48
9t.	Adam Thielen	Carolina	48
13.	Michael Pittman	Indianapolis	46
14.	Chris Olave	New Orleans	45
15.	T.J. Hockenson	Minnesota	44
16t.	<b>Davante Adams</b>	<b>Las Vegas</b>	<b>42</b>
16t.	<b>Mike Evans</b>	<b>Tampa Bay</b>	<b>42</b>

Since entering the league in 2014, Adams has moved the chains 515 times on receptions, the fifth most in the NFL over that span. He is tied for the league lead in receiving first downs since 2020 (259).

### RECEIVING FIRST DOWNS - SINCE 2014

Rank	Player	Team	Rec 1D
1t.	Travis Kelce	KC	597
1t.	DeAndre Hopkins	TEN	597
3.	Mike Evans	TB	574
4.	Julio Jones	PHI	526
5.	<b>Davante Adams</b>	<b>LV</b>	<b>515</b>

Over the last four seasons (2020-23), Adams ranks third in the NFL in receiving first downs with 264.



### REC. 1ST DOWNS SINCE 2020

<b>TYREEK HILL</b>	<b>275</b>
<b>TRAVIS KELCE</b>	<b>268</b>
<b>DAVANTE ADAMS</b>	<b>264</b>
<b>STEFON DIGGS</b>	<b>259</b>
<b>JUSTIN JEFFERSON</b>	<b>243</b>



## THIRD-AND-DAVANTE

Over the last four seasons (2020-23), Adams has been a go-to on third downs. He has pulled in a first-down reception 79 times on third down since 2020, the third most in the NFL over that span.

### REC. 1D ON THIRD DOWNS - SINCE 2020

Rank	Player	Team	Rec 1D
1.	Keenan Allen	LAC	89
2.	Tyreek Hill	MIA	88
3.	<b>Davante Adams</b>	<b>LV</b>	<b>79</b>
4t.	Justin Jefferson	MIN	76
4t.	Travis Kelce	KC	76

## 10+ CATCHES

With his 13 catches in Week 3, Adams has now posted 10+ catches in a game 22 times in his career (all since 2015), tied for the second most in NFL history and the most in the NFL since 2015.

### GAMES WITH 10+ RECEPTIONS (NFL HISTORY)

Rank	Player	Team	Games
1.	Antonio Brown	N/A	23
2t.	Andre Johnson	HOU	22
2t.	<b>Davante Adams</b>	<b>LV</b>	<b>22</b>

### MOST GAMES WITH 10+ RECEPTIONS (SINCE 2015)

Rank	Player	Team	Games
1.	<b>Davante Adams</b>	<b>LV</b>	<b>22</b>
2t.	Michael Thomas	NO	18
2t.	Antonio Brown	N/A	18
2t.	Keenan Allen	LAC	18
5t.	Stefon Diggs	BUF	16
5t.	Tyreek Hill	MIA	16
7.	DeAndre Hopkins	TEN	15

Adams also recorded five games with at least 10 receptions in 2021, tied for the most in the NFL.

### MOST GAMES WITH 10-PLUS RECEPTIONS IN 2021

Rank	Player	Games
1t.	<b>Davante Adams</b>	<b>5</b>
1t.	Cooper Kupp	5
3.	Tyreek Hill	4
4t.	Mark Andrews	3
4t.	Jaylen Waddle	3

## EXPLOSIVE PLAYS

Since 2016, Adams ranks tied for third in the NFL with 32 catches of 40+ yards. Adams recorded seven catches of 40+ yards in 2022, tied for the most in the NFL.

### 40-YARD RECEPTIONS (SINCE 2016)

Rank	Player	Receptions
1.	Tyreek Hill	49
2.	Stefon Diggs	33
3t.	<b>Davante Adams</b>	<b>32</b>
3t.	Mike Evans	32
5.	Brandin Cooks	29

Adams has 67 catches of 30+ yards since 2016, the second most in the NFL over that span. His 14 receptions of 30+ yards last season were tied for the most in the NFL.

### 30-YARD RECEPTIONS (SINCE 2016)

Rank	Player	Receptions
1.	Tyreek Hill	84
2.	<b>Davante Adams</b>	<b>67</b>
3t.	Stefon Diggs	56
3t.	Mike Evans	56

Adams also owns 125 catches of 20+ yards since 2016, the fourth most in the NFL over that span. His 24 catches of 20+ yards in 2022 ranked tied for 3rd in the NFL.

### 20-YARD RECEPTIONS (SINCE 2016)

Rank	Player	Receptions
1.	Mike Evans	144
2.	Tyreek Hill	143
3.	Travis Kelce	131
4.	<b>Davante Adams</b>	<b>126</b>

## AUTOMATIC ONE

WR **Davante Adams** has recorded at least one catch in 126 consecutive games, dating back to 2015. His streak is the fourth longest active streak in the NFL.

### CONSECUTIVE GAMES WITH 1+ REC. (ACTIVE STREAKS)

Rank	Player	Games
1.	DeAndre Hopkins	158
2.	Travis Kelce	155
3.	Stefon Diggs	132
4.	<b>Davante Adams</b>	<b>127</b>
5.	Zach Ertz	123

## TOP TARGET

In Week 3, **Adams** racked up 13 receptions for 172 yards (13.2 avg.) and two touchdowns. He is only the second Raider to record 13+ catches, 170+ receiving yards and 2+ receiving touchdowns in a single game - the first since 2020 (Darren Waller, 12/6/20). This is also the first game with this stat line by a player in the NFL since 2020.

### 13+ CATCHES, 170+ REC. YDS & 2+ TDs - RAIDERS HISTORY

Player	Date	Rec.	Yards	Rec. TDs
<b>Davante Adams</b>	<b>9/24/23</b>	<b>13</b>	172	2
Darren Waller	12/6/20	13	200	2

This is the fifth career game of 13+ receptions for Adams - the first since 2020 (13, 10/25/20). His 13 receptions are the third most by a player in a single game in the NFL this season.

His 172 receiving yards are tied for the 11th most in a single game in his career and the most by Adams since Week 13 of the 2022 season (177 yards). His 172 receiving yards are also the eighth most by a player in a single game in the NFL this season.

### SINGLE-GAME RECEIVING LEADERS - 2023 SEASON

Rank	Player	Team	Week	Rec. Yds
1.	D.J. Moore	CHI	5	230
2t.	Tyreek Hill	MIA	1	215
2t.	Keenan Allen	LAC	3	215
4.	Ja'Marr Chase	CIN	5	192
5.	CeeDee Lamb	DAL	9	191
6.	Tyreek Hill	MIA	5	181
7.	Travis Kelce	KC	7	179
8t.	A.J. Brown	PHI	4	175
8t.	Keenan Allen	LAC	10	175
10.	Brandin Cooks	DAL	10	173
<b>11t.</b>	<b>Davante Adams</b>	<b>LV</b>	<b>3</b>	<b>172</b>
11t.	Noah Brown	HOU	10	172

## FINDING THE END ZONE

Since entering the league in 2014, **WR Davante Adams** has recorded 91 touchdown receptions, tied for the most in the league over that span.

### MOST RECEIVING TDS SINCE 2014

**DAVANTE ADAMS 91**

**MIKE EVANS 91**

**TYREEK HILL 75**

**DEANDRE HOPKINS 75**


**TRAVID KELCE 74**

## 10+ AND 150+

In Week 3, **Adams** notched his seventh career game with 10+ receptions and 150+ receiving yards, tied for the seventh most of such games in NFL history.

### GAMES WITH 10+ REC. & 150+ YARDS - NFL HISTORY

Rank	Player	Games
1t.	Jerry Rice	10
1t.	Andre Johnson	10
1t.	Antonio Brown	10
1t.	Julio Jones	10
1t.	Tyreek Hill	10
6.	Tim Brown	9
<b>7t.</b>	<b>Davante Adams</b>	<b>7</b>
7t.	Calvin Johnson	7
7t.	Terrell Owens	7
7t.	Anquan Boldin	7
7t.	Keenan Allen	7



## RAIDERS 2,000+

In Week 7 - his 24th game as a member of the Raiders - Adams reached 2,000 receiving yards with the team, passing Jerry Rice's 27 games for the second fastest receiver to 2,000+ receiving yards in franchise history - only behind Art Powell (21 games).

### FEWEST GAMES TO REACH 2,000 REC. YARDS WITH RAIDERS

Rank	Player	Games
1.	Art Powell	21
2.	<b>Davante Adams</b>	<b>24</b>
3.	Jerry Rice	27

## FIRST TO 15

On the opening drive in Week 2, **Adams** notched his 15th receiving touchdown as a member of the Raiders in his 19th game with the team. Art Powell (14 games in 1963) is the only player in franchise history to reach 15 receiving touchdowns in fewer games.

### FEWEST GAMES TO REACH 15 REC. TDs WITH RAIDERS

Rank	Player	TDs	G	Date
1.	Art Powell	15	14	12/22/63
2.	<b>Davante Adams</b>	<b>15</b>	<b>19</b>	<b>9/17/23</b>
3.	Michael Crabtree	15	23	10/23/16
4.	Warren Wells	15	24	11/17/68
5.	Jerry Rice	15	27	11/24/02

## ADAMS BY 90

In Week 3, **Adams** reached 90 career receiving touchdowns, becoming one of six players in NFL history to reach 90+ receiving touchdowns in their first 136 career games.

### RECEIVING TDs THROUGH 136 GAMES - NFL HISTORY

Rank	Player	Rec. TDs
1.	Jerry Rice	116
2.	Randy Moss	101
3.	Marvin Harrison	96
4.	Terrell Owens	95
5t.	<b>Davante Adams</b>	<b>90</b>
5t.	Rob Gronkowski	90



## 100-YARD GAMES IN 2022

In 2022, **Adams** recorded over 100 receiving yards in Weeks 1, 4, 5, 9, 10, 11, 13 and 17 - his eight 100-yard games in 2022 were the second most in the NFL.

MOST 100-YARD GAMES IN 2022			
Rank	Player	Team	Games
1.	Justin Jefferson	Minnesota Vikings	10
2.	<b>Davante Adams</b>	<b>Las Vegas Raiders</b>	<b>8</b>
3t.	Tyreek Hill	Miami Dolphins	7
3t.	Stefon Diggs	Buffalo Bills	7
4t.	Travis Kelce	Kansas City Chiefs	6
4t.	Jaylen Waddle	Miami Dolphins	6

His eight 100-yard performances are also the most in a single season in Raiders history.

## MOST 100-YARD GAMES IN A SEASON (RAIDERS HISTORY)

Rank	Player	Season	Games
1.	<b>Davante Adams</b>	<b>2022</b>	<b>8</b>
2t.	Art Powell	1964	7
2t.	Tim Brown	1997	7
2t.	Warren Wells	1968	7

Adams posted eight games of 100 yards in 2021 as well - he is now one of only eight players in NFL history with multiple seasons with 8+ games of 100 receiving yards.

## 2022 RECEIVING RANKINGS

Last season, **Adams** racked up 100 receptions for 1,516 yards (15.2 avg.) and 14 touchdowns.

His 95 receptions were the 10th most in the NFL in 2022, and his 1,443 receiving yards ranked third in the league.

## NFL RECEIVING LEADERS - 2022 SEASON

Rank	Player	Team	Rec.	Yds	Yds/Rec
1.	Justin Jefferson	MIN	1,809	1,809	15.2
2.	Tyreek Hill	MIA	1,710	1,710	14.37
3.	<b>Davante Adams</b>	<b>LV</b>	<b>1,516</b>	<b>1,516</b>	<b>15.2</b>
4.	Stefon Diggs	BUF	1,429	1,429	13.23
5.	CeeDee Lamb	DAL	1,359	1,359	12.70

**Adams'** 15.16 yards per reception average in 2022 also led the NFL among players with at least 100 receptions.

## YARDS PER RECEPTION - 2022 SEASON (MIN 100 REC.)

Rank	Player	Rec.	Yds	Yds/Rec
1.	<b>Davante Adams</b>	<b>100</b>	<b>1,516</b>	<b>15.16</b>
2.	Tyreek Hill	119	1,710	14.37
3.	Justin Jefferson	128	1,809	14.13
4.	Stefon Diggs	108	1,429	13.23
5.	CeeDee Lamb	107	1,359	12.70
6.	Travis Kelce	110	1,338	12.16

**Adams** led the NFL in 2022 with 14 receiving touchdowns.

## RAIDERS RECORD

In his first season with the Raiders, Adams broke the single-season receiving record, surpassing Raiders Hall of Fame receiver Tim Brown's 1,408 receiving yards in 1997.





## RAIDERS SINGLE-SEASON RECEIVING RECORD

Rank	Player	Season	Rec. Yards
1.	<b>Davante Adams</b>	<b>2022</b>	<b>1,516</b>
2.	Tim Brown	1997	1,408
3.	Art Powell	1964	1,361
4.	Tim Brown	1999	1,344
5.	Tim Brown	1995	1,342

## RARIFIED AIR

With his two touchdowns in Week 9 of 2022, **WR Davante Adams** eclipsed 80 career receiving touchdowns, becoming one of only four players in NFL history to reach 700+ receptions and 80+ receiving touchdowns in their first nine NFL seasons. Adams joins three Hall of Fame receivers as the only players to accomplish the feat.

## 700+ RECEPTIONS, 80+ TDs IN FIRST 9 SEASONS

	REC.	TDs
 <b>JERRY RICE</b>	<b>708</b>	<b>118</b>
 <b>MARVIN HARRISON</b>	<b>845</b>	<b>98</b>
 <b>DAVANTE ADAMS</b>	<b>769</b>	<b>87</b>
 <b>CALVIN JOHNSON</b>	<b>731</b>	<b>83</b>

## ABOVE AVERAGE

Adams finished the 2022 season averaging 15.2 yards per reception, a career high. Among players with 100 receptions in a season, Adams' 15.2 average this season is tied for the sixth highest in a single season in NFL history - the best mark since 2017 (Antonio Brown, 15.2).

## SINGLE-SEASON YARDS PER RECEPTION - MIN 100 REC.

Rk	Player	Season	Rec.	Yds	Yds/Rec
1.	Calvin Johnson	2012	122	1,964	16.1
2.	Rod Smith	2000	100	1,602	16.0
3.	Andre Johnson	2009	101	1,569	15.5
4.	Julio Jones	2014	104	1,593	15.3
5t.	<b>Davante Adams</b>	<b>2022</b>	<b>100</b>	<b>1,516</b>	<b>15.2</b>
5t.	Antonio Brown	2017	101	1,533	15.2
5t.	Jerry Rice	1995	122	1,848	15.2

# DAVANTE ADAMS NOTES

## ELITE COMPANY

**WR Davante Adams** had 14 receiving touchdowns in 2022, his sixth career season with 10+ receiving touchdowns. He joins five other Hall of Fame receivers as the only players in NFL history to record 10+ receiving touchdowns in six or more seasons.

### 10+ RECEIVING TOUCHDOWNS IN 6+ SEASONS

SEASONS

	<b>RANDY MOSS</b>	<b>9</b>
	<b>JERRY RICE</b>	<b>9</b>
	<b>MARVIN HARRISON</b>	<b>8</b>
	<b>TERRELL OWENS</b>	<b>8</b>
	<b>CRIS CARTER</b>	<b>6</b>
	<b>DAVANTE ADAMS</b>	<b>6</b>

Adams recorded 14 receiving touchdowns in 2022, his fourth career season with 12+ receiving touchdowns since entering the league in 2014. He has now become the seventh player in NFL history with 12 touchdowns in at least four of his first nine seasons, joining Jerry Rice (six seasons), Terrell Owens (five), Calvin Johnson (four), Randy Moss (four), Marvin Harrison (four) and Mike Evans (four).

### SEASONS WITH 12+ REC. TOUCHDOWNS - FIRST 9 NFL SEASONS

Rank	Player	Seasons
1.	Jerry Rice	6
2.	Terrell Owens	5
3t.	<b>Davante Adams</b>	4
3t.	Calvin Johnson	4
3t.	Randy Moss	4
3t.	Marvin Harrison	4
3t.	Mike Evans	4

## 100+ RECEPTIONS

Adams eclipsed 100 receptions in 2022 - his fourth career season with 100+ catches. He is now just the 12th player in NFL history to reach 100 receptions in 4+ seasons. Among players in their first nine NFL seasons, he is one of eight players with 4+ seasons of 100+ catches.

### SEASONS WITH 100+ CATCHES - NFL HISTORY

Rk.	Player	Seasons
1t.	Antonio Brown	6
1t.	Brandon Marshall	6
3t.	Wes Welker	5
3t.	Andre Johnson	5
3t.	Larry Fitzgerald	5
6t.	<b>Davante Adams</b>	4
6t.	Stefon Diggs	4
6t.	Keenan Allen	4
6t.	DeAndre Hopkins	4
6t.	Reggie Wayne	4
6t.	Marvin Harrison	4
6t.	Jerry Rice	4

## 1,000+

Adams eclipsed 1,000 receiving yards in 2022, notching his fourth career season with 1,000 yards. His four 1,000-yard seasons since 2018 are tied for the fourth most in the NFL over that span.

### 1,000-YARD REC. SEASONS SINCE 2018

Rank	Player	Seasons
1t.	Stefon Diggs	5
1t.	Travis Kelce	5
1t.	Mike Evans	5
4t.	<b>Davante Adams</b>	4
4t.	Tyreek Hill	4
4t.	Amari Cooper	4
4t.	Tyler Lockett	4

Adams reached 1,000 receiving yards in his 12th game in 2022. He is only the eighth player in Raiders history to reach 1,000 receiving yards in 12 games or less and the first since 2002 (Jerry Rice).

### FASTEST TO 1,000 RECEIVING YARDS - RAIDERS HISTORY

Rank	Player	Season	Games
1.	Art Powell	1964	10
2t.	<b>Davante Adams</b>	2022	12
2t.	Warren Wells	1969	12
2t.	Tim Brown	1997	12
2t.	Tim Brown	1999	12
2t.	Cliff Branch	1974	12
2t.	Art Powell	1963	12
2t.	Jerry Rice	2002	12

## PRO BOWL TAE

Adams was selected to the 2023 Pro Bowl, his sixth consecutive Pro Bowl, dating back to 2017. His streak is tied for the seventh longest active Pro Bowl streak in the NFL.

### CONSECUTIVE PRO BOWL SELECTIONS (ACTIVE STREAKS)

Rk.	Player	Streak
1.	Trent Williams	10
2t.	Travis Kelce	8
2t.	Aaron Donald	8
2t.	Zack Martin	8
5t.	Tyreek Hill	7
5t.	Kyle Juszczyk	7
7t.	<b>Davante Adams</b>	6
7t.	Justin Tucker	6
7t.	Jason Kelce	6



## 1,500+ YARDS

With his 1,553 yards in 2021 and 1,516 yards in 2022, **Adams** has become only the seventh player in NFL history to record two straight seasons of 1,500+ receiving yards. He is also one of only 12 players in NFL history with multiple 1,500-yard seasons.

### TWO CONSECUTIVE 1,500-YARD REC. SEASONS - NFL HISTORY

Player	Streak	Seasons
<b>Davante Adams</b>	2	2021-22
Justin Jefferson	2	2021-22
Antonio Brown	2	2014-15
Julio Jones	2	2014-15
Calvin Johnson	2	2011-12
Andre Johnson	2	2008-09
Marvin Harrison	2	2001-02

**AT HOME IN THE END ZONE**

WR Davante Adams racked up 14 receiving touchdowns in 2022, the most in the NFL.



WR DAVANTE ADAMS

**2022 REC. TDS**

Rk	Player	Team	TDs
1.	<b>Davante Adams</b>	LV	14
2.	Travis Kelce	KC	12
3t.	Stefon Diggs	BUF	11
3t.	A.J. Brown	PHI	11
3t.	George Kittle	SF	11

His 14 touchdowns are tied for the second most in a single season in franchise history.



**SINGLE-SEASON REC. TDS**

Rk	Player	Season	TDs
1.	Art Powell	1963	16
2t.	<b>Davante Adams</b>	<b>2022</b>	<b>14</b>
2t.	Warren Wells	1969	14
4.	Cliff Branch	1974	13
5t.	Fred Biletnikoff	1969	12
5t.	Art Powell	1965	12
5t.	Todd Christensen	1983	12
5t.	Cliff Branch	1976	12
5t.	James Jett	1997	12

**WRs THROUGH 9 SEASONS**

Among players in their first nine seasons, Adams' 87 touchdowns are the fifth most in NFL history, behind only four Hall of Fame receivers.

**REC. TOUCHDOWNS - FIRST NINE SEASONS**

Rank	Player	TDs
1.	Jerry Rice*	118
2.	Randy Moss*	101
3.	Marvin Harrison*	98
4.	Terrell Owens*	95
5.	<b>Davante Adams</b>	<b>87</b>
6.	Calvin Johnson*	83

**100-YARD GAMES IN 2021**

In 2021, Adams posted eight games with at least 100 receiving yards, ranking second in the NFL.

**MOST 100-YARD GAMES IN 2021**

Rank	Player	Team	Games
1.	Cooper Kupp	Los Angeles Rams	11
2.	<b>Davante Adams</b>	<b>Green Bay Packers</b>	<b>8</b>
3.	Justin Jefferson	Minnesota	7
4t.	Deebo Samuel	San Francisco	5
4t.	Ja'Marr Chase	Cincinnati	5
4t.	Mark Andrews	Baltimore	5
4t.	Tyler Lockett	Seattle	5

**CLOUD NINE (THOUSAND)**

In Week 11 last season, Adams reached 9,046 career receiving yards - his 126th career game. He has become just the fifth player in NFL history to record 9,000+ receiving yards and 80+ receiving touchdowns in their first nine seasons, joining four Hall of Fame receivers as the only players in NFL history to accomplish the feat.

**9,000+ REC. YDS, 80+ TDs IN FIRST 9 SEASONS**

	REC.	TDs
<b>JERRY RICE</b>	10,433	105
<b>MARVIN HARRISON</b>	10,279	85
<b>CALVIN JOHNSON</b>	10,194	98
<b>DAVANTE ADAMS</b>	9,637	87
<b>TERRELL OWENS</b>	9,059	87



## STAT SHEET STUFFER

In Week 1 of 2022, **Adams** notched 10 receptions, 141 yards and a touchdown, and in Week 9 **Adams** posted 10 receptions for 146 yards and two touchdowns. **Adams** now has 14 career games with 10+ receptions, 100+ yards and 1+ touchdowns - the most of such games in NFL history.

### GAMES WITH 10+ REC., 100+ YARDS & 1+ TOUCHDOWN (NFL HISTORY)

Rank	Player	Games
1.	<b>Davante Adams</b>	14
2.	Antonio Brown	12
3t.	Michael Thomas	11
3t.	Andre Johnson	11
3t.	Brandon Marshall	11

Adams also now owns four career games with 10+ receptions, 140+ receiving yards and 2+ receiving touchdowns, tied for the most in NFL history.

### GAMES WITH 10+ REC., 140+ YARDS & 2+ TOUCHDOWNS (NFL HISTORY)

Rank	Player	Games
1.	Tyreek Hill	5
2t.	<b>Davante Adams</b>	4
2t.	Jerry Rice	4
2t.	Andre Johnson	4
2t.	Antonio Brown	4
2t.	Andre Rison	4
2t.	Mike Evans	4

## MULTI-TD 2022

In 2022, **Adams** notched two receiving touchdowns in Week 5, two touchdowns in Week 9, two touchdowns in Week 11, two touchdowns in Week 13 and two touchdowns in Week 17. His five games with multiple receiving touchdowns was the most in the league last season.

### MULTI-TOUCHDOWN GAMES (2022 SEASON)

Rank	Player	Games
1.	<b>Davante Adams</b>	5
2.	George Kittle	4

His five games with 2+ touchdowns are also tied for the most in a single season in Raiders history and the most since 1963.

### GAMES WITH 2+ REC. TD - SINGLE SEASON (RAIDERS HISTORY)

Rank	Player	Season	Games
1t.	<b>Davante Adams</b>	2022	5
1t.	Art Powell	1963	5

## 150+ AND 2 TDs

In Week 17 last season, **Adams** notched his second game of 2022 with 150+ receiving yards and multiple touchdowns. He was the only player in the NFL in 2022 with multiple of such games.

He also had two of such games in 2020. He now joins Jerry Rice (five seasons) as the only two players in NFL history to record multiple games of 150+ receiving yards and 2+ receiving touchdowns in multiple seasons.

### MULTIPLE SEASONS WITH 2+ GAMES OF 150+ REC. YDS & 2+ REC. TDs (NFL HISTORY)

Rank	Player	Season	Games
1.	Jerry Rice	1993	3
2t.	Jerry Rice	1995	2
2t.	Jerry Rice	1994	2
2t.	Jerry Rice	1988	2
2t.	Jerry Rice	1986	2
2t.	<b>Davante Adams</b>	2022	2

## 2022-HIGH VS. LAC

In the Week 13 win over the Chargers last season, Adams pulled in eight receptions for a season-high 177 yards (22.1 avg.) and two touchdowns.

His 177 receiving yards tied for the ninth most in a single game in the NFL in 2022 and the 12th most in Raiders history.

### MOST RECEIVING YARDS IN A GAME - 2022 SEASON

Rk.	Player	Date	Yards
1.	Justin Jefferson	Week 14	223
2.	Mike Evans	Week 17	207
3.	Justin Jefferson	Week 10	193
4.	Tyreek Hill	Week 2	190
5.	Tyreek Hill	Week 8	188
6.	A.J. Brown	Week 15	181
7.	Justin Jefferson	Week 1	184
8.	T.J. Hockenson	Week 4	179
9t.	<b>Davante Adams</b>	<b>Week 13</b>	<b>177</b>
9t.	Tyreek Hill	Week 6	177

He is one of only four Raiders since 2000 to record 175+ receiving yards in a single game - the first since 2020 (Darren Waller: 200 at NYJ, 12/6/20).

### SINGLE-GAME REC. LEADERS - RAIDERS SINCE 2000

Rank	Player	Date	Yards
1.	Amari Cooper	10/19/17	210
2.	Darren Waller	12/06/20	200
3.	Jared Cook	09/10/18	180
4.	<b>Davante Adams</b>	<b>12/04/22</b>	<b>177</b>

His 22.1 yards per reception average is the second highest in a single game in franchise history (min. eight catches), behind only Art Powell's 24.7 average against Houston in 1963 (12/22/63).

### SINGLE-GAME YDS/REC. (MIN. 8 REC.) - RAIDERS HISTORY

Rk	Team	Date	Rec.	Yds	Avg.
1.	Art Powell	12/22/63	10	247	24.7
2.	<b>Davante Adams</b>	<b>12/04/22</b>	<b>8</b>	<b>177</b>	<b>22.1</b>



# DAVANTE ADAMS NOTES

## 700 CLUB

In his 122nd career game - Week 7 vs. HOU in 2022 - **Adams** surpassed 700 career receptions, becoming just the eighth player in NFL history to reach 700 career receptions in 122 games or less.

### RECEPTIONS THROUGH 122 GAMES - NFL HISTORY

Rank	Player	Games	Rec.
1.	Antonio Brown	122	779
2.	Julio Jones	122	762
3.	Marvin Harrison	122	757
4.	Keenan Allen	120	746
5.	DeAndre Hopkins	122	717
<b>6t.</b>	<b>Davante Adams</b>	<b>122</b>	<b>706</b>
6t.	Andrew Johnson	122	706
6t.	Brandon Marshall	122	706

## RECEIVING TRIFECTA

**Adams** has registered 10-plus catches, 100-plus receiving yards and multiple receiving TDs in 10 games in his career, the most in NFL history.

### GAMES W/ 10+ REC., 100+ YDS, 2+ TDS

Date	Opp.	Rec.	Yds.	TDs
Oct. 20, 2016	CHI	13	132	2
Oct. 15, 2018	SF	10	132	2
Sept. 13, 2020	MIN	14	156	2
Oct. 25, 2020	HOU	13	196	2
Dec. 6, 2020	PHI	10	121	2
Dec. 27, 2020	TEN	11	142	3
Dec. 12, 2021	CHI	10	121	2
Dec. 25, 2021	CLE	10	114	2
Nov. 6, 2022	JAX	10	146	2
Sept. 24, 2023	PIT	13	172	2

## TAE IN CRUNCH TIME

In Week 11 of 2022, **WR Davante Adams** pulled in a 35-yard touchdown catch in overtime to seal a Raiders victory. The play marked his third career touchdown in overtime. He is now tied with LaDainian Tomlinson for the most touchdowns in overtime since the NFL added overtime in 1974. Here are Adams' career OT touchdowns:

### ADAMS' CAREER OVERTIME TOUCHDOWNS

Date	Team	Opp	QB	Yards	Result
11/20/22	LV	DEN	D. Carr	35	22-16 (OT)
12/23/18	GB	NYJ	A. Rodgers	16	44-38 (OT)
12/10/17	GB	CLE	B. Hundley	25	27-21 (OT)

## ON A TEAR

In Week 9 last season, **Adams** posted 146 receiving yards and two touchdowns, in Week 10 he added 126 yards and one touchdown and in Week 11 he totaled 141 yards and two touchdowns. He is the first player in franchise history with three straight games of 125+ receiving yards and 1+ receiving touchdown.

### CONSECUTIVE GAMES WITH 125+ REC. YDS & 1+ REC. TD

Rank	Player	Games
<b>1.</b>	<b>Davante Adams</b>	<b>3</b>
2t.	Randy Moss	2
2t.	Tim Brown	2
2t.	Warren Wells	2
2t.	Art Powell	2



## HISTORIC 2021

In 2021, he set Green Bay franchise single-season records with 123 receptions and 1,553 receiving yards, while adding 11 TDs...Ranked No. 2 in the league in receptions and No. 3 in receiving yards.

### ----- MOST RECEPTIONS BY A PLAYER IN PACKERS' HISTORY -----

Rank	Player	Year	Receptions
1.	<b>Davante Adams</b>	<b>2021</b>	<b>123</b>
2.	<b>Davante Adams</b>	<b>2020</b>	<b>115</b>
3.	Sterling Sharpe	1993	112
4.	<b>Davante Adams</b>	<b>2018</b>	<b>111</b>
5.	Sterling Sharpe	1992	108

Became just the sixth player in NFL history with 120-plus receptions, 1,500-plus receiving yards and 11-plus receiving TDs in a season...Ranked No. 2 in the league with eight 100-yard receiving games.

### ----- PLAYERS WITH 120 RECEPTIONS, 1,500 RECEIVING YARDS AND 11 TDs IN A SINGLE-SEASON IN NFL HISTORY -----

Rank	Player	Year	Rec. Yards
1.	Cooper Kupp (LAR)	2021	1,947
2.	Jerry Rice (SF)	1995	1,848
3.	Marvin Harrison (Ind.)	2002	1,722
4.	Antonio Brown (Pit.)	2014	1,698
5.	Herman Moore (Det)	1995	1,686
6.	<b>Davante Adams (GB)</b>	<b>2021</b>	<b>1,553</b>

## 2020 VISION

**Adams** posted 115 receptions in 2020 - at the time a franchise record - and tied WR Sterling Sharpe (1994) for the most receiving TDs in a season in team history with a league-best 18, becoming the first player in NFL history with 100-plus receptions and 18-plus receiving TDs in a season.

### SINGLE-SEASON RECEIVING (ALL-TIME PACKERS)

Player	Season	TDs
<b>Davante Adams</b>	<b>2020</b>	<b>18</b>
Sterling Sharpe	1994	18
Don Hutson	1942	17
Jordy Nelson	2011	15

Adams also led the NFL in receiving TDs, receiving yards per game (98.1) and receptions per game (8.2) in 2020, becoming the first NFL player to lead the league in all three categories since Sharpe in 1992.

## GREAT EIGHT

**Adams** is one of only three players in league history to register 650-plus receptions, 8,000-plus receiving yards and 70-plus TD catches in his first eight seasons in the NFL (WRs Marvin Harrison and Larry Fitzgerald).

### RECEIVING STATS THROUGH FIRST EIGHT NFL SEASONS

Player	Rec.	Yds.	TDs
<b>Davante Adams</b>	<b>669</b>	<b>8,121</b>	<b>73</b>
Larry Fitzgerald	693	9,615	73
Marvin Harrison	759	10,072	83

## CONSISTENCY IS KEY

**Adams** is the only player in the league to rank in the top five in the NFL in receiving yards per game and receptions per game in each season from 2018-21.

### PER SEASON RECEIVING RANKINGS (SINCE 2018)

REC. YARDS/G		REC./G	
Season	Rank	Season	Rank
2021	2nd	2021	2nd
2020	1st	2020	1st
2019	5th	2019	4th
2018	5th	2018	2nd

## TRIPLE THREAT

**Adams** is the only player in NFL history with three seasons (2018, 2020-21) of 110-plus catches, 1,350-plus receiving yards and 11+ receiving TDs.

### SEASONS WITH 110+ REC., 1,350+ YDS & 11+ TDs

Season	Rec.	Yds.	TDs
2021	123	1,553	11
2020	115	1,374	18
2018	111	1,386	13



# JAKORIAN BENNETT NOTES



2023 NFL DRAFT PICK

**10**  
GAMES

**4**  
STARTS

**28**  
TACKLES

**3**  
PD

Rookie **CB Jakorian Bennett** was selected by the Raiders in the fourth round (104th overall) of the 2023 NFL Draft...Bennett played in 27 games with 25 starts over three seasons at Maryland (2020-22) after beginning his collegiate career at Hutchinson Community College (2018-2019)...At Maryland, was a two-time honorable mention All-Big Ten Conference and finished with 69 tackles (55 solo), 4.5 tackles for loss, five interceptions and 26 passes defended... In 2022, led Maryland and ranked tied for third in the Big Ten in passes defended (11)...Added 39 tackles and one interception.

## RAIDER FIRST

In his NFL debut, **Bennett** logged seven total tackles (seven solo), tied for the third most on the team. His seven tackles are the most by a Raiders defensive back in their NFL debut (since 1987).

### TOTAL TACKLES - RAIDERS DB NFL DEBUT (SINCE 1987)

Rank	Player	Date	Tackles
1.	<b>Jakorian Bennett</b>	09/10/23	7
2t.	Jonathan Abram	09/09/19	5
2t.	Damon Arnette	09/13/20	5
2t.	T.J. Carrie	09/07/14	5
2t.	Tre'von Moehrig	09/13/21	5
2t.	Stanford Routt	09/08/05	5

His seven tackles are also tied for the fourth most in franchise history at any position in their NFL debut.

### TOTAL TACKLES - RAIDERS DEFENDER NFL DEBUT (SINCE 1987)

Rank	Player	Date	Tackles
1.	Kirk Morrison	09/09/05	10
2t.	Miles Burris	09/10/12	9
2t.	Thomas Howard	09/11/06	9
4t.	<b>Jakorian Bennett</b>	09/10/23	7
4t.	Napoleon Harris	09/08/02	7
4t.	K.D. Williams	09/12/99	7

## ROOKIE DEBUT

In his first NFL game, **Bennett** logged seven total tackles. Among rookie defenders in the NFL, his seven tackles tied for the second most in the league in Week 1 - tied for the most among rookie defensive backs.

### TOTAL TACKLES IN WEEK 1 - ROOKIES

Rank	Player	Team	Tackles
1.	Ivan Pace	MIN	8
2t.	<b>Jakorian Bennett</b>	LV	7
2t.	Tre Hawkins	NYG	7
2t.	Christian Gonzalez	NE	7
5.	Will Anderson	HOU	5

## EARLY CONTRIBUTOR

Through Week 11 of his first NFL season, CB Jakorian Bennett recorded three passes defended, which at the time was tied for the 12th most in the NFL among rookies.

### NFL PD LEADERS - 2023 ROOKIES THROUGH WEEK 11

Rank	Player	Team	PDs
1.	Devon Witherspoon	SEA	13
2.	Emmanuel Forbes	WAS	10
3.	Deonte Banks	NYG	9
4.	Tyrique Stevenson	CHI	7
5t.	Carrington Valentine	GB	6
5t.	Mekhi Blackmon	MIN	6
7t.	Bryan Breese	NO	5
7t.	Joey Porter	PIT	5
7t.	Brian Branch	DET	5
10t.	Kei'Trel Clark	ARI	4
10t.	Karl Brooks	GB	4
12t.	<b>Jakorian Bennett</b>	LV	3
12t.	D.J. Turner	CIN	3
12t.	Ji'Ayir Brown	SF	3
12t.	Jordan Howden	NO	3
12t.	Christian Gonzalez	NE	3
12t.	Jartavius Martin	WAS	3
12t.	Julius Brents	IND	3

His three passes defended were also tied for the 11th most in Raiders history among players in their first 11 games of their rookie season.



## SINGLE SEASON SCORING - RAIDERS HISTORY

Rank	Player	Year	POINTS
1.	<b>Daniel Carlson</b>	2021	150
2.	<b>Daniel Carlson</b>	2020	144
3.	Sebastian Janikowski	2010	142
4.	<b>Daniel Carlson</b>	2022	137
5.	Jeff Jaeger	1993	132
6.	Sebastian Janikowski	2011	129
7.	Sebastian Janikowski	2002	128

## --- BEST SINGLE-SEASON FG % IN RAIDERS HISTORY ---

Rank	Player	Year	FG %
1.	<b>Daniel Carlson</b>	2020	94.3
2.	<b>Daniel Carlson</b>	2018	94.1
3.	<b>Daniel Carlson</b>	2021	93.0
4.	<b>Daniel Carlson</b>	2022	91.4
5.	Sebastian Janikowski	2012	91.2

**K Daniel Carlson** is entering his sixth season with the Raiders coming off of a record-breaking year in 2022...Last season (2022), **Carlson** converted on 34-of-37 FGs (91.9 percent) and 35-of-36 PATs (97.2 percent) for 137 points on the season...In 2021 his 150 points set the franchise record for most points scored in a single season, breaking his previous record of 144 set in 2020...Led the NFL with five games where he converted a game-winning FG in the fourth quarter or overtime...Named AFC Special Teams Player of the Week in Weeks 2,12,17,18...Became the first ever kicker to win four Player of the Week awards in one season...His six career Player of the Week awards are the second-most by a Raiders kicker, trailing only Sebastian Janikowski (seven)...Was the only player in the league this season with two games of five made field goals.

## SCOREBOARD STUFFER

Daniel Carlson scored 10 points in the Week 10 win, his second-straight game with 10+ points. He now has 29 double-digit scoring games in his career, the third most in the NFL since 2018. Carlson also scored 10 points in eight games in 2022, the most in the NFL.

## GAMES WITH 10+ POINTS - KICKERS SINCE (2018)

Rank	Player	Points	Games
1.	Justin Tucker	800	36
2.	Greg Zuerlein	703	32
3.	<b>Daniel Carlson</b>	675	29

## KICKER RANKINGS SINCE 2018

Since he entered the league in 2018, **Carlson** has ranked among the best kickers in the NFL.

### ----- TOTAL FIELD GOALS MADE SINCE 2018-----

Rank	Player	Team	FGM
1.	Justin Tucker	Baltimore	185
2.	Greg Zuerlein	New York Jets	171
3.	<b>Daniel Carlson</b>	<b>Las Vegas</b>	163
4.	Jason Myers	Seattle	157

### ----- TOTAL POINTS SCORED SINCE 2018 -----

Rank	Player	Team	POINTS
1.	Justin Tucker	Baltimore	800
2.	Harrison Butker	Kansas City	721
3.	Greg Zuerlein	New York Jets	703
4.	Jason Myers	Seattle	701
5.	<b>Daniel Carlson</b>	<b>Las Vegas</b>	675

### ----- FIELD GOAL PERCENTAGE SINCE 2018 ----- (min. 150 attempts)

Rank	Player	FGM	FGA	PCT.
1.	Younghoe Koo	144	159	90.6%
2.	Justin Tucker	185	206	89.8%
3.	Harrison Butker	149	167	89.2%
4.	<b>Daniel Carlson</b>	163	186	87.6%

## CONNECTING FROM DEEP

Carlson has made 25-of-32 field goals of 50+ yards (77.4%) since 2018. His 77.4 field goal percentage from 50+ yards is the second highest in the NFL since 2018 (min. 30 attempts).

### FIELD GOAL PERCENTAGE FROM 50+ YARDS (SINCE 2018)

Rank	Player	FGA	FGM	PCT.
1.	Graham Gano	26	33	78.8%
2.	<b>Daniel Carlson</b>	25	32	78.1%
3.	Younghoe Koo	23	30	76.7%
4.	Matt Prater	35	48	72.9%
5.	Matt Gay	24	33	72.7%
6.	Jason Myers	23	32	71.9%

In Week 10 he also became one of two players in the NFL since 2000 to make 25+ 50-yarders or more within their first 88 career games, joining Justin Tucker (31).

### 50+ YARD FIELD GOALS IN FIRST 88 CAREER GAMES

Rank	Player	Games	50+ FG
1.	Justin Tucker	88	31
2.	<b>Daniel Carlson</b>	88	25
3t.	Matt Gay	67	24
3t.	Blair Walsh	88	24

## 600 POINT CLUB

Carlson has now scored 624 total points as a member of the Raiders, becoming one of just six players in franchise history to score 600+ points.

### POINTS SCORED - RAIDERS HISTORY

Rank	Player	Games	Points
1.	Sebastian Janikowski	268	1,799
2.	George Blanda	126	863
3.	Chris Bahr	134	817
4.	Jeff Jaeger	107	667
5.	<b>Daniel Carlson</b>	<b>91</b>	<b>675</b>
6.	Tim Brown	240	626

In Week 1 - **K Daniel Carlson's** 79th career game, he reached 600 career points since entering the league in 2018, becoming one of just 10 kickers in NFL history to reach 600+ points in 79 games or less.

### POINTS SCORED THROUGH 79 GAMES - NFL HISTORY

Rank	Player	Games	Points
1.	Harrison Butker	79	686
2.	Wil Lutz	79	670
3.	Justin Tucker	79	666
4.	Mason Crosby	79	640
5.	Dan Bailey	79	633
6.	Stephen Gostkowski	79	625
7.	Chip Lohmiller	79	617
8.	Mike Vanderjagt	79	607
9.	Jason Elam	79	603
10.	<b>Daniel Carlson</b>	<b>79</b>	<b>602</b>

## 650 POINTS

Carlson has now reached 650 career points, becoming one of just 12 players in NFL history to reach 650 career points in 87 career games or less. Here are where his career points stack up in NFL history.

### POINTS SCORED THROUGH 89 GAMES - NFL HISTORY

Rank	Player	Games	FGM
1.	Harrison Butker	89	756
2.	Wil Lutz	89	741
3.	Justin Tucker	89	738
4.	Stephen Gostkowski	89	722
6.	Dan Bailey	89	714
5.	Mike Vanderjagt	89	707
7.	Mason Crosby	89	706
8t.	Jason Elam	89	687
10.	Ryan Longwell	89	683
8t.	Nate Kaeding	89	682
11.	<b>Daniel Carlson</b>	<b>89</b>	<b>670</b>
12.	Chip Lohmiller	89	668

## BIG 150

In the Week 6 win over the Patriots - his 84th career game - Carlson reached 150 career made field goals, one of just six kickers in NFL history to make 150 field goals in 84 career games or less.

### 150 FGs MADE THROUGH 84 CAREER GAMES - NFL HISTORY

Rank	Player	Games	FGM
1.	Justin Tucker	84	172
2.	Harrison Butker	84	158
3t.	Dan Bailey	84	152
3t.	<b>Daniel Carlson</b>	<b>84</b>	<b>152</b>
3t.	Mike Vanderjagt	84	152
6.	Blair Walsh	84	151

## CAN'T MISS CARLSON

**K Daniel Carlson** made 41 consecutive field goal attempts, from Week 8 of the 2021 season to Week 11 of the 2022 season. His streak of 41 consecutive makes is the third longest streak in NFL history. His streak is also the longest in franchise history.

### LONGEST FG STREAKS IN NFL HISTORY

**44 ADAM VINATIERI 2015-16**

**42 MIKE VANDERJAGT 2002-04**

**41 DANIEL CARLSON 2021-22**



## FIRST 80

Through his first 80 career games, Carlson made 145-of-164 field goal attempts (88.4%).

He is just the fourth kicker in NFL history to make 145 field goals in his first 80 career games.

### FIELD GOALS THROUGH FIRST 80 GAMES - NFL HISTORY

Rank	Player	Games	FGM
1.	Justin Tucker	80	168
2.	Harrison Butker	80	149
3t.	<b>Daniel Carlson</b>	<b>80</b>	<b>145</b>
3t.	Blair Walsh	80	145
5t.	Dan Bailey	80	144
5t.	Mike Vanderjagt	80	144

## 2022 KICKER RANKINGS

### ----- TOTAL FIELD GOALS MADE -----

Rank	Player	Team	FGM
1.	Justin Tucker	Baltimore	37
2t.	<b>Daniel Carlson</b>	<b>Las Vegas</b>	<b>34</b>
2t.	Jason Myers	Seattle	34
4.	Eddy Piniero	Carolina	33

### ----- TOTAL POINTS SCORED -----

Rank	Player	Team	POINTS
1.	Jason Myers	Seattle	143
2.	Justin Tucker	Baltimore	142
3t.	<b>Daniel Carlson</b>	<b>Las Vegas</b>	<b>137</b>
3t.	Brett Maher	Dallas	137
5.	Robbie Gould	San Francisco	131

### ----- FIELD GOAL PERCENTAGE (MIN. 30 ATT.)-----

Rank	Player	Team	FG%
1.	Eddy Piniero	Carolina	94.3
2.	Ka'imi Fairbairn	Houston	93.5
3.	Matt Gay	LA Rams	93.3
4t.	<b>Daniel Carlson</b>	<b>Las Vegas</b>	<b>91.9</b>
4t.	Jason Myers	Seattle	91.9

## RECORD BREAKER

**Carlson** made 11-of-13 (84.6%) field goals from 50+ yards in 2022. His 84.6 field goal percentage from 50+ was the best in the league among players with 10+ attempts.

### FIELD GOAL PERCENTAGE FROM 50+ YARDS (2022)

Rank	Player	FGA	FGM	PCT.
1.	<b>Daniel Carlson</b>	11	13	84.6%
2.	Brett Maher	9	11	81.8%
3.	Chase McLaughlin	9	12	75.0%
4.	Justin Tucker	9	14	64.3%
5.	Younghoe Koo	7	11	63.6%

Carlson's 11 made field goals from beyond 50 yards established an NFL record.

### FIELD GOALS MADE FROM 50+ YARDS IN A SEASON (NFL HISTORY)

Rank	Player	Season	FGM	PCT.
1.	<b>Daniel Carlson</b>	2022	11	84.6%
2t.	Brandon McManus	2020	10	66.7%
2t.	Justin Tucker	2016	10	100.0%
2t.	Blair Walsh	2012	10	100.0%

## CLUTCH CARLSON

**K Daniel Carlson** led the NFL in 2021 with five games where he converted on a field goal in the fourth quarter and/or overtime of wins. He has made 16-of-17 field goals in final two minutes of regulation or overtime since joining the Raiders in 2018.

Below are his game winning kicks while with the Raiders:

- 9-play, 63-yard drive (1:53) at Ari. on Nov. 18, 2018 (35-yard FG by Daniel Carlson)
- 8-play, 72-yard drive (2:49) in overtime vs. Mia. on Sept. 26, 2021 (22-yard FG by Daniel Carlson)
- 8-play, 67-yard drive (4:12) in overtime at Dal. on Nov. 25, 2021 (29-yard FG by Daniel Carlson)
- 8-play, 41-yard drive (1:50) at Cle. on Dec. 20, 2021 (48-yard FG by Daniel Carlson)
- 10-play, 60-yard drive (1:56) at Ind. on Jan. 2, 2022 (33-yard FG by Daniel Carlson)
- 8-play, 46-yard drive (4:30) vs. LAC on Jan. 9, 2022 (47-yard FG by Daniel Carlson)

## HISTORIC 2021

**Carlson** was 6-of-7 from 50 yards and beyond in 2021. His six field goals made from 50-plus yards ranked tied for seventh-most in the NFL, while trailing only Sebastian Janikowski (seven in 2011) for most such field goals made in a single season in Raiders history.

### 50-PLUS YARD FIELD GOALS IN A SEASON (RAIDERS HISTORY)

Rank	Player	Year	FGM
1.	Sebastian Janikowski	2011	7
2t.	<b>Daniel Carlson</b>	2021	6
2t.	Sebastian Janikowski	2012	6
2t.	Sebastian Janikowski	2009	6
2t.	Sebastian Janikowski	2007	6
6t.	<b>Daniel Carlson</b>	2020	4
6t.	Jeff Jaeger	1993	4
6t.	Sebastian Janikowski	2010	4
6t.	Sebastian Janikowski	2015	4

## 2021 RANKINGS

Carlson ranked among the top kickers in every category in 2021. Here is where he finished last season among all qualifying kickers in the NFL:

----- TOTAL FIELD GOALS MADE -----			
Rank	Player	Team	FGM
1.	<b>Daniel Carlson</b>	Las Vegas	40
2t.	Chris Boswell	Pittsburgh	36
2t.	Nick Folk	New England	36
4.	Justin Tucker	Baltimore	35
5.	Greg Joseph	Minnesota	33

----- TOTAL POINTS SCORED -----			
Rank	Player	Team	POINTS
1t.	<b>Daniel Carlson</b>	Las Vegas	150
1t.	Nick Folk	New England	150
3.	Matt Gay	LA Rams	144
4t.	Matt Prater	Arizona	137
4t.	Justin Tucker	Baltimore	137

----- FIELD GOAL PERCENTAGE -----			
Rank	Player	Team	FG%
1.	Justin Tucker	Baltimore	94.6
2.	Matt Gay	LA Rams	94.1
3.	Younghoe Koo	Atlanta	93.1
4.	<b>Daniel Carlson</b>	Las Vegas	93.0
5.	Nick Folk	New England	92.3

# DEANDRE CARTER NOTES



**90** **21**  
GAMES STARTS

**107** **1,256** **11.7** **6**  
REC YDS AVG. TD

**2,595** **22.4** **1**  
KICK RET YDS KR AVG. KR TD

**1,263** **9.9**  
PUNT RET YDS PR AVG.

**WR DeAndre Carter** joins the Las Vegas Raiders in 2023 for his sixth NFL season... Has played in 77 career games (20 starts) over five seasons in the NFL... Owns 104 receptions for 1,220 yards (11.7 avg.) and six touchdowns and has rushed 13 times for 81 yards (6.2 avg.)... Has also recorded 2,384 yards and one touchdown on 107 kickoff returns (22.3 avg.)...He is one of only three players in the NFL since 2018 to record over 100 kickoff returns... Has played in five career postseason games (one start), totaling seven receptions for 56 yards (8.0 avg.), one rush for three yards, four kickoff returns for 86 yards (21.5 avg.) and two punt returns for 22 yards (11.0 avg.)...Last season (2022), his lone season with the Chargers, played in all 17 games (career-high seven starts) and racked up a career-high 46 receptions for 538 receiving yards (11.7 avg.) and three touchdowns...Also returned 26 kickoffs for 497 yards (19.1 avg.) and 29 punts for 339 yards (11.7 avg.).

## RAIDERS RETURNERS

In Week 10, Carter averaged 16.3 yards per punt return, the fourth most in a single game by a Raiders returner over the last 10 seasons (min. 3 returns) and the most since Week 17 of 2021 (Hunter Renfrow, 21.3 avg.).

### SINGLE GAME PUNT RETURN AVG. - RAIDERS SINCE 2014

Rank	Player	Date	PR	Yds	Avg.
1.	Jalen Richard	10/2/16	3	72	24.0
2.	Hunter Renfrow	1/2/22	3	64	21.3
3.	Dwayne Harris	9/30/18	5	98	19.6
4.	<b>DeAndre Carter</b>	<b>11/12/23</b>	<b>3</b>	<b>49</b>	<b>16.3</b>
5.	Jalen Richard	9/25/16	3	38	12.7

## ABOVE AVERAGE

**Carter** is averaging 10.6 yards per punt return in 2023, the sixth best mark in the NFL among qualified returners.

### PUNT RETURN AVERAGE - 2023 SEASON

Rank	Player	PR	Yds	Avg.
1.	Derius Davis	19	316	16.6
2.	Rashid Shaheed	18	259	14.4
3.	Britain Covey	22	313	14.2
4.	Devin Duvernay	23	290	12.6
5.	DeeJay Dallas	22	243	11.0
6.	<b>DeAndre Carter</b>	<b>19</b>	<b>201</b>	<b>10.6</b>

**Carter** holds a career punt return average of 9.9 yards per punt return (118 returns, 1,150 yards) since 2018, the second-best mark in the NFL over that span among players with at least 100 returns.

### PUNT RETURN AVERAGE SINCE 2018 (MIN. 100 RETURNS)

Rank	Player	PR	Yds	Avg.
1.	<b>DeAndre Carter</b>	<b>127</b>	<b>1,263</b>	<b>9.9</b>
2.	Ray-Ray McCloud	136	1,309	9.6
3t.	Desmond King	103	945	9.2
3t.	Andre Roberts	104	950	9.1

## 2023 RANKINGS

**Carter** is averaging 23.4 yards on kickoff returns in 2023, tied for the sixth-best average in the NFL (min. 9 returns).

### KICKOFF RETURN AVERAGE - 2023 SEASON

Rank	Player	KR	KR Yds	Yd/KR
1.	Marvin Mims	9	279	31.0
2.	Raheem Blackshear	9	277	30.8
3.	Keisean Nixon	23	622	27.0
4.	Velus Jones	9	242	26.9
5.	DeeJay Dallas	11	284	25.8
6.	Braxton Berrios	11	268	24.4
7t.	Ty Montgomery	9	219	24.3
7t.	Antonio Gibson	14	340	24.3
9.	Trayveon Williams	12	290	24.2
10.	<b>DeAndre Carter</b>	<b>9</b>	<b>211</b>	<b>23.4</b>

**Carter** broke off a 40-yard kickoff return in the second quarter of Week 4, the second-longest return of his career and his longest since 2021 (101t at ATL, 10/3/21). This was also the first kickoff return of 40+ yards by the Raiders since Jalen Richard returned one 44 yards vs. the Chargers on 11/8/2020.

**RETURN MILEAGE**

WR **DeAndre Carter** has recorded 114 kickoff returns for 2,554 yards (22.4 avg.) and one touchdown since 2018. He is one of only five players in the NFL since 2018 to record over 100 kick returns. His 2,595 kickoff return yards are the fourth most in the NFL over that span.

**KICKOFF RETURN LEADERS (SINCE 2018)**

Rank	Player	KR	Yds	Avg.	TD
1.	Andre Roberts	136	3,844	28.3	2
2.	Cordarrelle Paterson	119	3,355	28.2	4
3.	Jamal Agnew	103	2,719	26.4	2
4.	<b>DeAndre Carter</b>	<b>116</b>	<b>2,595</b>	<b>22.4</b>	<b>1</b>

**TOP RETURNER**

In 2021 with Washington, **Carter** led the NFC in total return yards (1,038), kickoff return yards (904), kickoff returns (36) and kickoff return average (25.1).

**NFC TOTAL RETURN YARDS LEADERS (2021)**

Rank	Player	Tot Yds	PR Yds	KR Yds
1.	<b>DeAndre Carter</b>	<b>1,038</b>	<b>134</b>	<b>904</b>
2.	Deonte Harty	889	199	690
3.	DeeJay Dallas	764	0	764
4.	Jakeem Grant	743	250	493







2X PRO BOWL SELECTION



2021 AP ALL-PRO 1ST TEAM SELECTION

**79** **288**  
GAMES PUNTS

**13,887** **48.2** **22**  
YARDS AVG. TB

**131** **83** **42.4**  
IN 20 LG NET AVG.

## BOOMING PUNTS

Since entering the league in 2019, Cole averages 48.0 yards per punt, tied for the best average in the NFL over that span (min. 250).

### GROSS PUNTING AVERAGE LEADERS - SINCE 2019

Rank	Player	Team	P	Yds	Avg.
1t.	<b>AJ Cole</b>	LV	280	13,454	48.0
1t.	Bryan Anger	DAL	263	12,613	48.0
3.	Tress Way	WAS	352	16,867	47.9
4t.	Michael Dickson	SEA	328	15,624	47.6
4t.	Logan Cooke	JAX	299	14,240	47.6

P **AJ Cole** also currently leads the NFL in 2023 in net yards per punt.

### 2023 NET PUNTING AVERAGE

Rank	Player	Team	Net Avg.
1.	<b>AJ Cole</b>	LV	45.9
2.	Bryan Anger	DAL	45.0
3.	Cameron Johnston	SEA	44.1
4.	Ryan Stonehouse	TEN	43.9

His 51.0 gross yards per punt average also ranks tied for second in the NFL in 2023.

### 2023 GROSS PUNTING AVERAGE

Rank	Player	Team	P	Yds	Avg.
1.	Ryan Stonehouse	TEN	53	2,812	53.1
2t.	<b>AJ Cole</b>	LV	54	2,781	51.5
2t.	Bryan Anger	DAL	32	1,628	50.9
4t.	Corey Bojorquez	CLE	68	3,421	50.3
4t.	Blake Gillikin	ARI	40	2,003	50.1

He has also downed 47.8% of his punts inside the 20-yard line this season, the third best mark in the NFL in 2023 (min. 50 punts).

### 2023 - PCT. OF PUNTS DOWNED INSIDE THE 20

Rank	Player	Team	P	Pin20	Pin20%
2.	Ryan Stonehouse	TEN	53	28	51.9%
1.	Logan Cooke	JAX	53	27	50.9%
3.	<b>AJ Cole</b>	LV	54	24	44.4%

**AJ Cole** is entering his fifth season with the Silver and Black in 2023 after making the team after participating on a tryout basis at the team's rookie mini-camp in 2019...Last season (2022), Cole ranked fourth in the NFL with 48.9 yards per punt, while also downing 26 punts inside the 20-yard line en route to his second career Pro Bowl...In 2021, earned his first Pro Bowl selection after leading the NFL with a 50.0 yard average on 64 punts and placing 28 inside the 20-yard line...In 2020, appeared in all 16 contests for the second consecutive season and set a career high with an average of 40.1 net yards per punt...As a rookie in 2019, set rookie club records for punting average (46.0), net average (39.4) and punts downed inside the 20-yard line (33).

## SENDING IT DEEP

In Week 14, Cole logged an 83-yard punt, his longest career punt and the longest punt in Raiders history.

### LONGEST PUNTS - RAIDERS HISTORY

Rank	Player	Date	Opp.	Yards
1.	<b>AJ Cole</b>	12/10/23	MIN	83
2.	Shane Lechler	11/27/11	CHI	80
3.	Shane Lechler	09/12/11	DEN	77
4.	Shane Lechler	12/24/11	KC	76
5.	<b>AJ Cole</b>	12/22/19	LAC	74

His 83-yard punt is also tied for the fourth longest punt in the NFL since 2000.

### LONGEST PUNTS - NFL SINCE 2000

Rank	Player	Date	Team	Yards
1.	Rodney Williams	9/10/01	NYG	90
2t.	Robert Malone	9/8/13	NYJ	84
2t.	Brian Moorman	12/22/02	BUF	84
4t.	<b>AJ Cole</b>	12/10/23	MIN	83
4t.	Bryan Anger	10/30/22	DAL	83
4t.	JK Scott	12/10/23	LAC	83
7t.	Andy Lee	11/21/04	SF	82
7t.	Corey Bojorquez	10/17/21	GB	82

**60+**

Cole now has 13 punts of 60+ yards in 2023, the fourth most in the NFL.

**60+ YARD PUNTS - 2023 SEASON**

Rank	Player	Team	Punts
1.	Ryan Stonehouse	TEN	15
2t.	Corey Bojorquez	CLE	14
2t.	Jake Carmada	TB	14
4.	<b>AJ Cole</b>	<b>LV</b>	<b>13</b>
5.	Michael Dickson	SEA	12

He now has 44 punts of 60+ yards since entering the league in 2019, the second most in the NFL over that span.

**60+ YARD PUNTS - SINCE 2019**

Rank	Player	Team	Punts
1.	Corey Bojorquez	CLE	47
2.	<b>AJ Cole</b>	<b>LV</b>	<b>44</b>
3.	Michael Dickson	SEA	41
4.	Ryan Stonehouse	TEN	34
5.	Johnny Hekker	CAR	30

His 44 punts of 60+ yards are also the most in the NFL since 2000 among players in their first 79 career games.

**60+ YARD PUNTS THROUGH 79 GAMES - SINCE 2000**

Rank	Player	Games	Punts
1.	<b>AJ Cole</b>	<b>79</b>	<b>44</b>
2.	Michael Dickson	79	40
3t.	Shane Lechler	79	37
3t.	Corey Bojorquez	79	37
5.	Marquette King	79	36

In Week 9, **Cole** logged four punts of 60+ yards, tied for the most in a single game in the NFL in 2023.

**PUNTS OF 60+ YARDS IN A GAME - 2023 SEASON**

Rank	Player	Week	Punts
1t.	<b>AJ Cole</b>	<b>9</b>	<b>4</b>
1t.	Corey Bojorquez	9	4
1t.	Ryan Stonehouse	9	4
4t.	<b>AJ Cole</b>	<b>4</b>	<b>3</b>
4t.	Michael Dickson	8	3
4t.	Michael Dickson	14	3

His four punts of 60+ yards are also the most in a single game by a Raiders punter since at least 2000.

**PUNTS OF 60+ YARDS IN A GAME - RAIDERS HISTORY**

Rank	Player	Date	Punts
1.	<b>AJ Cole</b>	<b>11/5/23</b>	<b>4</b>
2t.	AJ Cole	10/1/23	3
2t.	AJ Cole	11/13/22	3
2t.	AJ Cole	9/13/21	3
2t.	Marquette King	1/1/17	3
2t.	Marquette King	11/17/13	3
2t.	Shane Lechler	10/17/10	3
2t.	Shane Lechler	9/22/03	3

**MAKING HISTORY**

In the Week 9 win over the Giants, Cole punted five times for 318 yards (63.6 avg.). Cole averaged 63.6 yards per punt in the game, the highest single-game punting average in NFL history (min. four punts).

**SINGLE-GAME PUNTING AVERAGE (min. 4 punts) - NFL HISTORY**

Rank	Player	Date	P	Yds	Avg.
1.	<b>AJ Cole</b>	<b>11/5/23</b>	<b>5</b>	<b>318</b>	<b>63.6</b>
2.	Andy Lee	9/8/16	4	252	63.0
3.	Ryan Stonehouse	9/17/23	5	306	61.2
4.	Tommy Townsend	10/5/20	4	243	60.8
5.	Brett Kern	10/25/20	4	242	60.5

**NO TOUCHBACKS**

Since entering the league, Cole has punted 280 times and only recorded a touchback 20 times. Among players with at least 250 punts since 2000, his 20 touchbacks are tied for the seventh fewest in the NFL.

**TOUCHBACKS SINCE 2000 - (MIN. 250 PUNTS)**

Rank	Player	G	P	TB
1.	Rigoberto Sanchez	91	353	14
2t.	Jeff Locke	69	317	17
2t.	Ken Walter	68	299	17
5t.	Lachlan Edwards	74	376	18
5t.	Ryan Quigley	67	330	18
7.	Mitch Wishnowsky	78	274	19
8t.	Colton Schmidt	67	338	20
8t.	Dan Stryzinski	64	292	20
9t.	Jordan Berry	108	463	21
9t.	Sav Rocca	112	517	21
9t.	Reggie Hodges	64	320	21
12t.	<b>AJ Cole</b>	<b>79</b>	<b>288</b>	<b>22</b>
12t.	Jamie Gilian	73	302	22
12t.	Chris Mohr	80	394	22

**PIN THEM DEEP**

Since entering the league in 2019, Cole has downed 131 punts inside the 20-yard line, the fifth most in the NFL.

**PUNTS DOWNED INSIDE THE 20 - SINCE 2019**

Rank	Player	Punts	Pin20
1.	Michael Dickson	334	148
2.	Cameron Johnston	363	146
3.	Tress Way	352	136
4.	Johnny Hekker	328	132
5.	<b>AJ Cole</b>	<b>288</b>	<b>131</b>

He has also downed 47 punts inside the 10 yard line since 2019, tied for the fourth most in the NFL over that span.

**PUNTS DOWNED INSIDE THE 10 - SINCE 2019**

Rank	Player	Punts	Pin10
1.	Logan Cooke	306	58
2.	Cameron Johnston	363	56
3.	Michael Dickson	334	53
4t.	<b>AJ Cole</b>	<b>288</b>	<b>47</b>
4t.	Corey Bojorquez	302	47
4t.	Tress Way	352	47
4t.	Mitch Wishnowsky	279	47
4t.	Jake Bailey	256	47

Among players with 250 punts since 2019, he's downed 16.3% of his punts inside the 10-yard line, the fourth best mark in the NFL.

**INSIDE THE 10 - 2022**

He downed 20.3% of his punts inside the 10-yard line last season, the fifth best percentage in the NFL.

**PUNTS DOWNED INSIDE THE 10 - 2022**

Rank	Player	Pin10	P-in-10%
1.	Corey Bojorquez	15	24.6%
2.	Mitch Wishnowsky	14	23.0%
3.	Tommy Townsend	12	22.6%
4.	Cameron Johnston	18	20.5%
5.	<b>AJ Cole</b>	<b>12</b>	<b>20.3%</b>

He also downed 8.5% of his punts inside the 5-yard line, the second best percentage in the league.

**PUNTS DOWNED INSIDE THE FIVE - 2022**

Rank	Player	P	Pin5	P-in-5%
1.	Logan Cooke	58	5	8.6%
2.	<b>AJ Cole</b>	<b>59</b>	<b>5</b>	<b>8.5%</b>
3t.	Corey Bojorquez	61	5	8.2%
3t.	Mitch Wishnowsky	61	5	8.2%
5.	Blake Gillikin	77	6	7.8%

**HANG TIME**

As a rookie in 2019, **Cole** booted a 74-yard punt in Week 16, notching the fourth-longest punt in team history and sixth-longest by a rookie in NFL history.

**LONGEST PUNTS - RAIDERS HISTORY**

Rank	Player	Date	Yards
1.	Shane Lechler	11/27/11	80
1.	Shane Lechler	09/12/11	77
1.	Shane Lechler	12/24/11	76
4.	<b>AJ Cole</b>	<b>12/22/19</b>	<b>74</b>



**2022 RANKINGS**

**P AJ Cole** finished the 2022 season ranked fifth in the league in net punting average (43.90) (min. 50 punts).

**2022 NET PUNTING AVERAGE (MIN. 50 PUNTS)**

Rank	Player	Team	Net Avg.
1.	Tommy Townsend	KC	45.6
2.	Michael Dickson	SEA	44.4
3.	Johnny Hekker	CAR	44.1
4.	Ryan Stonehouse	TEN	44.0
5.	<b>AJ Cole</b>	<b>LV</b>	<b>43.9</b>

His 48.8 gross yards per punt average also ranked fourth in the NFL in 2022.

**2022 GROSS PUNTING AVERAGE**

Rank	Player	Team	P	Yds	Avg.
1.	Ryan Stonehouse	TEN	90	4,779	53.1
2.	Tommy Townsend	KC	53	2,672	50.4
3.	Logan Cooke	JAX	58	2,862	49.3
4.	<b>AJ Cole</b>	<b>LV</b>	<b>59</b>	<b>2,884</b>	<b>48.9</b>

**2021 SEASON**

**Cole** earned his first career Pro Bowl selection in 2021 after leading the NFL with a 50.0 gross punt average on 64 punts.

**2021 GROSS PUNT AVERAGE**

Rank	Player	Team	Punts	Net Avg.
1.	<b>AJ Cole</b>	<b>LV</b>	<b>64</b>	<b>50.0</b>
2.	Jack Fox	DET	65	49.2
3.	Andy Lee	ARZ	51	49.0

His 28 punts placed inside the 20-yard line were also tied for the fifth most in the NFL in 2021.

**2021 PUNT LEADERS (INSIDE 20)**

Rank	Player	Team	Punts	IN20
1.	Michael Dickson	SEA	83	40
2.	Cameron Johnston	HOU	88	37
3.	Michael Palardy	MIA	78	31
4.	Blake Gillikan	NO	83	29
5t.	<b>AJ Cole</b>	<b>LV</b>	<b>64</b>	<b>28</b>
5t.	Logan Cooke	JAX	64	28
5t.	Sam Martin	DEN	67	28

# MAXX CROSBY NOTES



TWO-TIME PRO BOWL SELECTION

<b>79</b> GAMES	<b>73</b> STARTS	<b>305</b> TACKLES
<b>83</b> TFLS	<b>51.0</b> SACKS	<b>115</b> QBHS
<b>18</b> PD	<b>8</b> FF	<b>3</b> FR

**DE Maxx Crosby** was drafted in the fourth round (106th overall) of the 2019 NFL Draft...Has been awarded AFC Defensive Player of the Week three times and AFC Special Teams Player of the Week once during his career...As a rookie in 2019, posted 46 tackles (35 solo), a career-high 10 sacks, four forced fumbles and four passes defended...Became just the second rookie in franchise history to record 10 sacks in a season...Finished second in the Associated Press Defensive Rookie of the Year voting...In 2020, started all 16 games and recorded a team-high seven sacks, while adding one fumble recovery, one pass defended and two blocked kicks on special teams...Earned his first Pro Bowl selection in 2021 after starting all 17 games, recording 56 tackles (36), eight sacks and seven passes defended...His three games with at least two sacks this season were tied for second-most in the AFC this season... Last season (2022), his fourth NFL season, Crosby ranked first in tackles for loss (22), second in total tackles (88), tied for fourth in sacks (12.5), tied for first in forced fumbles (three) and second in quarterback hits (35) among all NFL defensive linemen.

## D-LINE TACKLE LEADERS

Among defensive linemen, Crosby's 76 total tackles in 2023 are the most in the NFL.

### 2023 TOTAL TACKLES - D-LINE

<b>76</b>	<b>MAXX CROSBY</b>
<b>74</b>	<b>DERRICK BROWN</b>
<b>72</b>	<b>HARRISON PHILLIPS</b>



Crosby now owns 305 total tackles since entering the league in 2019, the fifth most in the NFL among defensive linemen.

## SACK LEADERS SINCE 2019

**Crosby** now owns 51.0 sacks through 79 career games since entering the league in 2019, tied for the sixth most in the NFL over that span.

Rank	Player	Team	Sacks
1.	T.J. Watt	PIT	71.5
2.	Myles Garrett	CLE	67.0
3.	Trey Hendrickson	CIN	53.5
4.	Nick Bosa	SF	52.5
5.	Haason Reddick	PHI	51.5
6.	<b>Maxx Crosby</b>	<b>LV</b>	<b>51.0</b>
7.	Aaron Donald	LAR	49.5
8.	Chris Jones	KC	48.5
9.	Matt Judon	NE	47.5
10.	Khalil Mack	LAC	46.5

### D-LINE TACKLE LEADERS - SINCE 2019

Rank	Player	Team	Tackles
1.	Christian Wilkins	MIA	335
3.	DeForest Buckner	IND	325
2.	Cameron Heyward	PIT	325
4.	Sam Hubbard	CIN	307
5.	<b>Maxx Crosby</b>	<b>LV</b>	<b>305</b>
6.	Jonathan Allen	WAS	298
7.	Daron Payne	WAS	276
8.	Aaron Donald	LAR	269
9t.	Leonard Williams	SEA	268
9t.	Davon Godchaux	NE	268

His 305 tackles are also the most in franchise history for a defensive lineman in their first five NFL seasons.

### TACKLES THROUGH FIVE SEASONS - RAIDERS HISTORY

Rank	Player	Seasons	Tackles
1.	<b>Maxx Crosby</b>	<b>2019-2023</b>	<b>305</b>
2t.	Lamarr Houston	2010-13	228
2t.	Khalil Mack	2015-17	228
4.	Tommy Kelly	2004-08	224
5.	Tyler Brayton	2003-07	183

Among defensive linemen in their first 79 career games since 1987, Crosby's 305 total tackles are the 15th most.

## 300+ AND 50.0+

Crosby now has 305 total tackles and 51.0 sacks in his career, becoming just the fourth player in NFL history (since 1987) to record 300+ total tackles and 50.0+ sacks in his first five NFL seasons.

### 300+ TACKLES AND 50.0+ SACKS IN FIRST FIVE SEASONS

No.	Player	Tackles	Sacks
1.	J.J. Watt	371	74.5
2.	DeMarcus Ware	356	64.5
3.	Khalil Mack	351	53.0
4.	<b>Maxx Crosby</b>	<b>305</b>	<b>51.0</b>

## 10-PIECE

In Week 14, **Crosby** notched a season-high 10 tackles, his third career game with 10+ tackles, tied for the most of such games in the NFL since he entered the league in 2019 (Derrick Brown, 3).

### GAMES WITH 10+ TACKLES - D-LINEMEN SINCE 2019

Rank	Player	Team	Games
1t.	<b>Maxx Crosby</b>	LV	3
1t.	Derrick Brown	CAR	3
3t.	Sam Hubbard	CIN	2
3t.	Davon Godchaux	NE	2
3t.	Christian Wilkins	MIA	2
3t.	Harrison Phillips	MIN	2

His three games of 10+ tackles are the most in franchise history for a defensive lineman.

### GAMES WITH 10+ TACKLES - RAIDERS DL SINCE 1987

Rank	Player	Games
1.	<b>Maxx Crosby</b>	3
2.	Tommy Kelly	2

His three games with 10+ tackles are also tied for the fifth most in the NFL among defensive linemen since 2000.

### GAMES WITH 10+ TACKLES - D-LINEMEN SINCE 2000

Rank	Player	Games
1.	Justin Smith	6
2.	Calais Campbell	5
3t.	Linval Joseph	4
3t.	Pat Williams	4
5t.	<b>Maxx Crosby</b>	3
5t.	DeForest Buckner	3
5t.	Khalil Mack	3
5t.	Olivier Vernon	3
5t.	Vonnie Holliday	3
5t.	John Henderson	3
5t.	Derrick Brown	3

## 12.0+ STREAK

Crosby has now notched his second-straight season with 12.0+ sacks, tied for the longest streak of 12.0+ sack seasons in Raiders history. He joins Howie Long, Greg Townsend, Anthony Smith and Bill Pickel as the only five players in Raiders history to record two consecutive seasons of 12.0+ sacks.

### CONSECUTIVE SEASONS WITH 12.0+ SACKS - RAIDERS HISTORY

Rank	Player	Years	Seasons
1t.	<b>Maxx Crosby</b>	<b>2022-23</b>	2
1t.	Anthony Smith	1992-93	2
1t.	Greg Townsend	1990-91	2
1t.	Howie Long	1983-84	2
1t.	Bill Pickel	1984-85	2

## 75+ TACKLES

**Crosby** now has 75+ tackles for his second straight season, tied for the third longest streak in the NFL since 2000 (among DL). He is one of only nine defensive linemen in the NFL since 2000 to record 75 tackles in consecutive seasons.

### CONSECUTIVE SEASONS WITH 75+ TKLS - DL SINCE 2000

Rank	Player	Years	Seasons
1t.	Damon Harrison	2016-18	3
1t.	J.J. Watt	2012-14	3
3t.	<b>Maxx Crosby</b>	<b>2022-23</b>	2
3t.	Christian Wilkins	2021-22	2
3t.	Khalil Mack	2014-15	2
3t.	Justin Smith	2006-07	2
3t.	Ahtyba Rubin	2010-11	2
3t.	Pat Williams	2002-03	2
3t.	Aaron Kampman	2005-06	2

## RAIDERS ALL-TIME SACKS

Crosby owns 51.0 sacks since entering the league in 2019, the fifth most sacks in Raiders history. He is now 1-of-5 players in franchise history to reach 50.0+ career sacks with the Raiders.

### ALL-TIME SACK LEADERS - RAIDERS HISTORY (SINCE 1982)

Rank	Player	Years	Sacks
1.	Greg Townsend	1983-97	107.5
2.	Howie Long	1982-93	84.0
3.	Anthony Smith	1991-97	57.5
4.	Bill Pickel	1983-90	53.0
5.	<b>Maxx Crosby</b>	<b>2019-23</b>	<b>51.0</b>
6.	Khalil Mack	2014-17	40.5
7.	Chester McGlockton	1992-97	39.5

Crosby's 51.0 career sacks are now the most in Raiders history among players in their first five seasons.

### SACKS THROUGH FIRST FIVE SEASONS- RAIDERS HISTORY

Rank	Player	Years	Sacks
1.	<b>Maxx Crosby</b>	<b>2019-23</b>	<b>51.0</b>
2.	Anthony Smith	1991-95	49.0
3.	Greg Townsend	1983-87	47.5
4.	Bill Pickel	1983-87	43.5
5t.	Howie Long	1982-86	40.5
5t.	Khalil Mack	2014-17	40.5

His 51.0 sacks in 79 career games are also the second most in Raiders history (since 1982) by a player in their first 79 career games.

### SACKS THROUGH 79 CAREER GAMES - RAIDERS HISTORY

Rank	Player	G	Sacks
1.	Greg Townsend	79	52.0
2.	<b>Maxx Crosby</b>	<b>79</b>	<b>51.0</b>
3.	Anthony Smith	79	49.0
4.	Bill Pickel	79	44.5
5.	Howie Long	79	43.5

## SACK LEADERS

Crosby now has a single-season career high with 13.5 sacks in 2023, tied for the third most in the NFL.

### SACK LEADERS - 2023 SEASON

Rank	Player	Team	Sacks
1.	Khalil Mack	LAC	15.0
2.	T.J. Watt	PIT	14.0
3t.	<b>Maxx Crosby</b>	<b>LV</b>	<b>13.5</b>
3t.	Trey Hendrickson	CIN	13.5
3t.	Josh Allen	JAX	13.5
3t.	Danielle Hunter	MIN	13.5
7.	Myles Garrett	CLE	13.0
8.	Micah Parsons	DAL	12.5
9t.	Justin Madubuike	BAL	11.0
9t.	Hasson Reddick	PHI	11.0
9t.	Kayvon Thibodeaux	NYG	11.0

## FIRST 13

Crosby now has 76 tackles on the season, the most in the NFL among defensive linemen. His 76 tackles have also passed his previous record (73 in 2022) for the most tackles by a defensive lineman in the first 13 games of a single season in Raiders history.

### TACKLES THROUGH 13 GAMES (DL) - RAIDERS HISTORY

Rank	Player	Season	Tackles
1.	<b>Maxx Crosby</b>	<b>2023</b>	<b>76</b>
2.	Maxx Crosby	2022	73
3.	Khalil Mack	2017	62

He now has 18 tackles for loss, the third most in Raiders history (since 1999) through the first 13 games of a single season.

### TFLs THROUGH 13 GAMES - RAIDERS HISTORY

Rank	Player	Season	TFLs
1.	Khalil Mack	2015	20
2.	Maxx Crosby	2022	19
3.	<b>Maxx Crosby</b>	<b>2023</b>	<b>18</b>
4t.	Roderick Coleman	2002	13
4t.	Maxx Crosby	2019	13

Crosby now has 13.5 sacks in 2023, establishing a new single-season career high. His 13.5 sacks are also the second most by any player in Raiders history (since 1982) through the first 13 games of a single season - only behind Khalil Mack (14.0 in 2015).

### SACKS THROUGH 13 GAMES - RAIDERS HISTORY

Rank	Player	Season	Sacks
1.	Khalil Mack	2015	14.0
2.	<b>Maxx Crosby</b>	<b>2023</b>	<b>13.5</b>
3t.	Derrick Burgess	2005	13.0
3t.	Sean Jones	1986	13.0
3t.	Anthony Smith	1992	13.0
6.	Greg Townsend	1990	12.5
7.	Anthony Smith	1993	12.0

## SACKS IN BUNCHES

Crosby now has 11 career games with 2.0+ sacks since 2019, tied for the third most games in the NFL over that span.

### GAMES WITH 2.0+ SACKS - SINCE 2019

Rank	Player	Team	Games
1.	T.J. Watt	PIT	16
2.	Myles Garrett	CLE	13
3t.	<b>Maxx Crosby</b>	<b>LV</b>	<b>11</b>
3t.	Micah Parsons	DAL	11
3t.	Leonard Floyd	LAR	11
3t.	Nick Bosa	SF	11
3t.	Trey Hendrickson	CIN	11

## 2023 TFLS

Crosby now has 18 tackles for loss this season, tied for the most in the NFL in 2023.

### 2023 TFL LEADERS



**DANIELLE HUNTER 18**

**MAXX CROSBY 18**

**JEREMIAH OWUSU-KORAMOAH 16**

## SACK TRIO

In Week 9, Crosby notched his third career game with 3.0+ sacks since entering the league in 2019, tied for the fourth most of such games in the NFL over that span.

### GAMES WITH 3.0+ SACKS - SINCE 2019

Rank	Player	Games
1t.	T.J. Watt	4
1t.	Chandler Jones	4
1t.	Cameron Jordan	4
4t.	<b>Maxx Crosby</b>	<b>3</b>
4t.	Shaquil Barrett	3
4t.	Za'Darius Smith	3
4t.	Myles Garrett	3
4t.	Danielle Hunter	3

Crosby's three games with 3.0+ sacks are also tied for the fourth most in Raiders history

### GAMES WITH 3.0+ SACKS - RAIDERS HISTORY

Rank	Player	Games
1t.	Howie Long	4
1t.	Greg Townsend	4
1t.	Bill Pickel	4
4t.	<b>Maxx Crosby</b>	<b>3</b>
4t.	Anthony Smith	3

His three games are also tied for the second most (Howie Long, 3) among Raiders defenders in their first five seasons.

### GAMES WITH 3.0+ SACKS IN FIRST 5 SEASONS - RAIDERS HISTORY

Rank	Player	Games
1.	Bill Pickel	4
2t.	<b>Maxx Crosby</b>	<b>3</b>
2t.	Howie Long	3
4t.	Greg Townsend	2
4t.	Sean Jones	2
4t.	Anthony Smith	2

## HOLDING THE LINE

Since entering the league in 2019, **Crosby** has racked up 83 tackles for loss, the most in the NFL over that span.

### TACKLES FOR LOSS (SINCE 2019)

Player	Team	TFLs
<b>Maxx Crosby</b>	LV	<b>83</b>
T.J. Watt	PIT	80
Aaron Donald	LAR	76

In Week 5, **Crosby** matched a career high with four tackles for a loss. He is the third NFL player with 4+ tackles for loss in a game this season (Khalil Mack and Micah McFadden). His four tackles for loss are also tied for the second most in a single game in Raider history.

### SINGLE GAME TFLs - RAIDERS HISTORY

Rank	Player	Date	TFLs
1.	Khalil Mack	12/13/15	5
<b>2t.</b>	<b>Maxx Crosby</b>	<b>10/2/22</b>	<b>4</b>
2t.	Tahir Whitehead	11/1/18	4
2t.	Kameron Wimbley	11/10/11	4
2t.	Warren Sapp	11/6/06	4
2t.	Grady Jackson	12/19/99	4

Since 2019, Crosby is one of only four players in the NFL to notch multiple games with 4+ tackles for loss.

### GAMES WITH 4+ TFLS - SINCE 2019

Rank	Player	Team	Games
1.	Za'Darius Smith	Vikings	3
<b>2t.</b>	<b>Maxx Crosby</b>	<b>Raiders</b>	<b>2</b>
2t.	Calais Campbell	Ravens	2
2t.	Joey Bosa	Chargers	2

Crosby notched his seventh career game with 3+ tackles for loss in Week 14. His seven games of 3+ tackles for loss are tied for the third most in the NFL since 2019.

### GAMES WITH 3+ TFLS - SINCE 2019

Rank	Player	Team	Games
1.	T.J. Watt	Steelers	10
2.	Aaron Donald	Rams	8
<b>3.</b>	<b>Maxx Crosby</b>	<b>Raiders</b>	<b>7</b>
4.	Myles Garrett	Browns	6

His seven games are also the most in Raiders history.

### GAMES WITH 3+ TFLS - RAIDER HISTORY

Rank	Player	Games
<b>1.</b>	<b>Maxx Crosby</b>	<b>7</b>
2.	Khalil Mack	5

**Crosby** now owns 21 career games with multiple tackles for loss, tied for the second most in the NFL since 2019.

### GAMES WITH 2+ TFLS SINCE 2019

Rank	Player	Team	Games
1.	T.J. Watt	PIT	22
<b>2.</b>	<b>Maxx Crosby</b>	<b>LV</b>	<b>21</b>
3.	Aaron Donald	LAR	20
4.	Nick Bosa	SF	15
5.	Danielle Hunter	MIN	14

He was also one of just eight players in the NFL since 1999 to record 20 or more games of 2+ tackles for loss within their first 75 career games.

## LUCKY NUMBER 7

Crosby has now recorded 7.0+ sacks in every season since entering the league in 2019, becoming just the 26th player in NFL history (since 1982) to record 7.0+ sacks in each of his first five NFL seasons - the 10th since 2000.

### SEASONS WITH 7.0+ SACKS IN FIRST 5 SEASONS - SINCE 2000

Rank	Player	Seasons
<b>1t.</b>	<b>Maxx Crosby</b>	<b>5</b>
1t.	T.J. Watt	5
1t.	Myles Garrett	5
1t.	Yannick Ngakoue	5
1t.	Aaron Donald	5
1t.	Ryan Kerrigan	5
1t.	DeMarcus Ware	5
1t.	Jared Allen	5
1t.	Julius Pepper	5
1t.	Peter Boulware	5



## TFLS THROUGH 79 GAMES

Crosby now has 83 tackles for loss in 79 career games. Among players in their first 79 games in NFL history, his 83 tackles for loss are tied for the fifth most.

### TFLs THROUGH 79 CAREER GAMES - NFL HISTORY

Rank	Player	TFLs
1.	J.J. Watt	129
2.	Aaron Donald	97
3t.	Lavonte David	86
3t.	Von Miller	86
<b>5t.</b>	<b>Maxx Crosby</b>	<b>83</b>
5t.	T.J. Watt	83
7t.	Jared Allen	79
7t.	DeMarcus Ware	79
7t.	Khalil Mack	79
7t.	Justin Houston	79

Crosby has become one of just seven players in NFL history (since TFLs became official in 1999) to reach 80+ tackles for loss in his first five seasons in the NFL.

### TFLs IN FIRST FIVE SEASONS - NFL HISTORY



PLAYER	GAMES	TFLS
<b>J.J. WATT</b>	<b>80</b>	<b>132</b>
<b>AARON DONALD</b>	<b>78</b>	<b>97</b>
<b>LAVONTE DAVID</b>	<b>78</b>	<b>85</b>
<b>MAXX CROSBY</b>	<b>79</b>	<b>83</b>
<b>VON MILLER</b>	<b>72</b>	<b>81</b>
<b>DEMARCUS WARE</b>	<b>80</b>	<b>80</b>
<b>T.J. WATT</b>	<b>77</b>	<b>80</b>
<b>KHALIL MACK</b>	<b>78</b>	<b>78</b>
<b>JARED ALLEN</b>	<b>77</b>	<b>76</b>

83 tackles for loss are also the most by a Raiders defender through 79 career games.

### TFLs THROUGH 79 GAMES - RAIDERS HISTORY

Rank	Player	TFLs
1.	<b>Maxx Crosby</b>	<b>83</b>
2.	Khalil Mack	68
3t.	Roderick Coleman	40
3t.	Kirk Morrison	40

## 10.0+ SACKS

Crosby has reached 13.5 sacks in 2023, his third career season with 10.0+ sacks. He is one of just seven players in Raiders history to record 10.0+ sacks in three of his first five seasons in the NFL.

### SEASONS WITH 10.0+ SACKS IN FIRST 5 SEASONS - RAIDERS HISTORY

Rank	Player	Seasons
1.	<b>Maxx Crosby</b>	<b>3</b>
2.	Khalil Mack	3
3.	Anthony Smith	3
4.	Bill Pickel	3
5.	Greg Townsend	3
6.	Howie Long	3
7.	Otis Sistrunk	3

## 10+ TFLS

Crosby has now also become just the seventh player in the NFL since 1999 to record at least 10 tackles for loss in each of his first five seasons.

### SEASONS WITH 10+ TFLs - FIRST 5 SEASONS (NFL HISTORY)

No.	Player	Seasons	Seasons
1.	<b>Maxx Crosby</b>	<b>2019-23</b>	<b>5</b>
2.	T.J. Watt	2017-21	5
3.	Khalil Mack	2014-18	5
4.	Aaron Donald	2014-18	5
5.	Lavonte David	2012-16	5
6.	J.J. Watt	2011-15	5
7.	Jared Allen	2004-08	5

## AFC DPOW

In Week 5, Crosby posted five tackles, 1.0 sack, four tackles for loss and one quarterback hit, earning his fifth career AFC Player of the Week Award (4th Defensive POW).

He is the first defender in Raiders history to earn four Defensive Player of the Week Awards.





**LOTS OF LOSS**

Last season (2022), DE Maxx Crosby also led the NFL with 22 tackles for loss.

**NFL TACKLES FOR LOSS LEADERS**

22	<b>MAXX CROSBY</b>
20	<b>NICK BOSA</b>
18	<b>FRANKIE LUVU</b>
16	<b>MYLES GARRETT</b>
	<b>DARON PAYNE</b>
	<b>J.J. WATT</b>



Crosby's 22 TFLs are a single-season career high and are also the second most in a single season by a Raiders defender since 1999.

In Week 4 against the Broncos last season, Crosby racked up a single-game career-high four tackles for loss. He became one of only 12 defensive linemen in the NFL since 2019 to record at least four tackles for loss in a single game. He is also only the fourth Raiders defender to notch 4+ tackles for loss in a game since 1999 and the first since 2018 (Tahir Whitehead; 4 as SF, 11/1/18).

**SINGLE GAME TFLs - RAIDERS HISTORY**

Rank	Player	Date	TFLs
1.	Khalil Mack	12/13/15	5
2t.	<b>Maxx Crosby</b>	<b>10/2/22</b>	<b>4</b>
2t.	Tahir Whitehead	11/1/18	4
2t.	Kameron Wimbley	11/10/11	4
2t.	Warren Sapp	11/6/06	4
2t.	Grady Jackson	12/19/99	4

**MAXX ON TOP**

Last season (2022), DE Maxx Crosby ranked among the top defensive linemen in almost every statistical category. Here is where his numbers stacked up against other defensive linemen around the NFL:

**2022 STAT RANKINGS AMONG NFL D-LINEMEN**



- TKLS 88 2ND**
- SACKS 12.5 T-4TH**
- TFLS 22 1ST**
- FFS 3 T-1ST**

**TACKLE MACHINE**

DE Maxx Crosby had a career year in 2022, totaling 88 tackles. His 88 total tackles ranked second in the NFL among defensive linemen.

98	<b>CHRISTIAN WILKINS</b>
88	<b>MAXX CROSBY</b>
74	<b>DEFORREST BUCKNER</b>
74	<b>GROVER STEWART</b>



His 88 tackles were a career best for Crosby and the most in a single season by a Raiders defensive lineman (since 1987). It is also tied for the sixth most in a single season by a defensive lineman in the NFL since 2000.

**SINGLE-SEASON TACKLES - RAIDERS DEFENSIVE LINEMEN (SINCE 1987)**

Rank	Player	Season	Tackles
1.	<b>Maxx Crosby</b>	<b>2022</b>	<b>88</b>
2t.	Khalil Mack	2017	78
2t.	Chester McGlockton	1993	78
4.	Khalil Mack	2015	77
5.	Khalil Mack	2014	76
6.	Grady Jackson	2001	69
7t.	Grady Jackson	2000	68
7t.	Tommy Kelly	2006	68

Crosby's 12.5 sacks in 2022 tied for the sixth most by a Raiders defender in a single season - and the most since 2015 (Khalil Mack, 15.0)

**SINGLE-SEASON SACKS - RAIDERS HISTORY**

Rank	Player	Season	Sacks
1.	Derrick Burgess	2005	16.0
2.	Khalil Mack	2015	15.0
3t.	Anthony Smith	1992	13.0
3t.	Pat Swilling	1995	13.0
3t.	Greg Townsend	1991	13.0
6t.	<b>Maxx Crosby</b>	<b>2022</b>	<b>12.5</b>
6t.	Anthony Smith	1993	12.5
6t.	Greg Townsend	1990	12.5
8t.	Greg Townsend	1988	11.5



## MAXX TO THE PRO BOWL

In 2022, **Crosby** was selected to his second Pro Bowl in his first four seasons. He is the 25th player in Raiders history to earn multiple Pro Bowls in his first four seasons - the fourth player to do so since 2000.



### PRO BOWLS IN FIRST 4 SEASONS (SINCE 2000)

Rk.	Player	PBs
1.	Charles Woodson	4
2t.	Derek Carr	3
2t.	Amari Cooper	3
2t.	Khalil Mack	3
5.	<b>Maxx Crosby</b>	2

## DOUBLE-DIGITS

With his 10 tackles in Week 10 last season, **Crosby** notched his second performance of double-digit tackles this season, becoming the first defensive lineman since 2012 to post multiple games with 10+ tackles in a single season. His performance is also only the 19th game of 10+ tackles by a defensive lineman since 2019.

### GAMES WITH 10+ TACKLES IN A SEASON - D-LINEMEN

Player	Season	Games
Justin Smith	2006	3
<b>Maxx Crosby</b>	<b>2022</b>	<b>2</b>
Anthony Smith	2012	2
Ryan Denney	2008	2
Ty Warren	2006	2
Orpheus Roye	2005	2
Pat Williams	2002	2
Shaun Rogers	2001	2
Vonnie Holliday	2001	2
Marcellus Wiley	2000	2
Chad Eaton	2000	2

## STUFFED

**Crosby** excelled last season at stopping opponent runs for a loss or no gain. He racked up 21 total run stuffs in 2022, tied for second in the NFL this season.

### 2022 STUFFS RANKINGS

Rank	Player	Team	Stuffs
1.	Bobby Wagner	LAR	22
2t.	Foyesade Oluokun	JAX	21
<b>2t.</b>	<b>Maxx Crosby</b>	<b>LV</b>	<b>21</b>
2t.	Roquan Smith	BUF	21
5.	Christian Wilkins	MIA	20

## FIRST FOUR TFLS

Among defensive linemen in their first four seasons in the NFL, **Crosby's** 63 tackles for loss are the third most in the league since 1999.

### D-LINEMEN TFLS THROUGH FIRST FOUR SEASONS - SINCE 1999

Rank	Player	Seasons	TFLs
1.	J.J. Watt	2011-14	103
2.	Aaron Donald	2014-17	72
<b>3.</b>	<b>Maxx Crosby</b>	<b>2019-22</b>	<b>63</b>
4.	Nick Bosa	2019-22	55

## 20+ TFLs

**Crosby** finished 2022 with 88 total tackles and 22 tackles for loss on the season. He joins Jason Pierre-Paul (2011) as the only two defensive linemen in the NFL since 1994 to record 85+ tackles and 20+ tackles for loss in a single season.

### SEASON WITH 80+ TACKLES & 20+ TFLs - DEFENSIVE LINEMAN (SINCE 1994)

Rk	Player	Season	Tackles	TFLs
1.	<b>Maxx Crosby</b>	<b>2022</b>	<b>88</b>	<b>22</b>
1.	Jason Pierre-Paul	2011	86	23

He is also only the second Raiders defensive lineman to record 20+ tackles for loss in a single season, joining Khalil Mack's 23 tackles for loss in 2015.

## AFFECT THE QB

In the Week 12 win over Seattle in 2022, **Crosby** racked up a single-game career-high six quarterback hits. Crosby's six quarterback hits in the game were a single-game career high and tied for the second most in a single game in the NFL in 2022.

His six quarterback hits were also the second most by a Raiders defender in a single game (since 2006) and the most since 2015 (Khalil Mack, 7).

### SINGLE-GAME QB HITS - RAIDERS HISTORY (SINCE 2006)

Rk	Player	Date	Opp.	QB Hits
1.	Khalil Mack	12/13/15	DEN	7
<b>2t.</b>	<b>Maxx Crosby</b>	<b>11/27/22</b>	<b>SEA</b>	<b>6</b>
2t.	Kameron Wimbley	11/10/11	SD	6

He also added 1.5 sacks in the game, his fourth game this season with 1.5 sacks or more, tied for the seventh most in the NFL.

### GAMES WITH 1.5+ SACKS - 2022 SEASON

Rank	Player	Team	Games
1.	Myles Garrett	Browns	7
2.	Micah Parsons	Cowboys	6
3t.	Nick Bosa	49ers	5
3t.	Matt Judon	Patriots	5
3t.	Haason Reddick	Eagles	5
3t.	Chris Jones	Chiefs	5
<b>7t.</b>	<b>Maxx Crosby</b>	<b>Raiders</b>	<b>4</b>
7t.	Josh Sweat	Eagles	4
7t.	Alex Highsmith	Steelers	4

## DOUBLES IN 2021

**Crosby** also had three games with at least two sacks in 2021, tied for second-most in the AFC. The chart below shows who lead the NFL in two-sack games in 2021:

### 2021 TWO-SACK GAME LEADERS

Rank	Player	Team	Games
1.	T.J. Watt	Steelers	6
2.	Robert Quinn	Bears	4
3.	Nick Bosa	49ers	4
4t.	<b>Maxx Crosby</b>	<b>Raiders</b>	<b>3</b>
4t.	Yannick Ngakoue	Raiders	3
4t.	Micah Parsons	Cowboys	3
4t.	Markus Golden	Cardinals	3
4t.	Jadeveon Clowney	Browns	3
4t.	Chris Jones	Chiefs	3
4t.	Carlos Dunlap	Seahawks	3
4t.	Cameron Jordan	Saints	3

## BIG OPENING

Crosby started the 2022 season with 10 total tackles, two quarterback hits and one tackle for loss. His 10 tackles against the Chargers in Week 1 were a single-game career high for Crosby and led all NFL defensive linemen in Week 1.

### TOTAL TACKLES IN 2022 WEEK 1 (DEFENSIVE LINEMEN)

Rank	Player	Team	Tackles
1.	<b>Maxx Crosby</b>	LV	10
2.	Brian Burns	CAR	8
3t.	Cameron Jordan	NO	7
3t.	Charles Harris	DET	7
3t.	Kwity Paye	IND	7
3t.	Dominique Robinson	CHI	7

His performance is also one of only 16 games of 10+ tackles by a defensive lineman in the NFL since 2019 and the first Raider defensive lineman to accomplish the feat since 2016 (Bruce Irvin, 10 vs. HOU, 11/21/16).

## ALL-TIME RAIDERS ROOKIES

As a rookie in 2019, **Crosby** became just the second rookie in franchise history to record 10 sacks in a season

### ----- RAIDERS ROOKIE SACK LEADERS -----

Rank	Player	Year	Sacks
1.	Greg Townsend	1983	10.5
2.	<b>Maxx Crosby</b>	2019	10.0
3.	Aaron Wallace	1990	9.0
4.	Bill Pickel	1983	6.0
5.	Scott Davis	1988	5.5

## 3RD DOWN MADNESS

In the Week 12 win over Seattle, Crosby forced two Seattle punts late in the game to help secure the victory, one with a sack and one with a quarterback hit that forced an incompletion.

On third down this season, Crosby racked up 7.5 sacks, 14 quarterback hits and 10 tackles for loss. His 7.5 sacks on third down were the fourth most in the NFL.

### THIRD DOWN SACK LEADERS - 2022 SEASON

Rank	Player	Team	Sacks
1.	Haason Reddick	Eagles	9.0
2t.	Quinnen Williams	Jets	8.0
2t.	Chris Jones	Chiefs	8.0
4.	<b>Maxx Crosby</b>	<b>Raiders</b>	7.5

His 13 quarterback hits rank tied for third in the league on third down.

### THIRD DOWN QBH LEADERS - 2022 SEASON

Rank	Player	Team	QBHs
1.	Quinnen Williams	Jets	18
2.	Nick Bosa	49ers	16
3t.	<b>Maxx Crosby</b>	<b>Raiders</b>	14
3t.	Chris Jones	Chiefs	14
5t.	Montez Sweat	Commanders	13
5t.	Haason Reddick	Eagles	13
5t.	Carl Lawson	Jets	13

His 10 tackles for loss on third down also led the NFL.

### THIRD DOWN TFL LEADERS - 2022 SEASON

Rank	Player	Team	TFLs
1.	<b>Maxx Crosby</b>	<b>Raiders</b>	10
2.	Chris Jones	Chiefs	8
3.	Myles Garrett	Browns	7

## ONLY TAKES 50

In Week 1 of 2022, **Crosby** moved his career total to 151 tackles and 25.0 sacks through 50 career games, becoming only the 30th NFL player since sacks became an official stat in 1982 and the first since 2020 (T.J. Watt) to reach 150 tackles and 25.0+ sacks within his first 50 career games.

Crosby is only the second player in franchise history to accomplish the feat:

### RAIDERS WITH 150+ TACKLES & 25.0+ SACKS (THROUGH FIRST 50 CAREER GAMES)

Player	Sacks	Tackles
<b>Maxx Crosby</b>	25.0	151
Khalil Mack	31.0	233

## 200+ & 30+

**Crosby** now owns 229 tackles and 37.5 sacks. He is the second player in franchise history (since 1982) to reach 30.0+ sacks and 200+ tackles in their first four seasons. He is also the 22nd player in the NFL since 1987 to accomplish the feat and the first since 2020 (T.J. Watt).

### 200+ TACKLES AND 30.0+ SACKS IN FIRST FOUR SEASONS

Player	Years	Sacks	Tackles
<b>Maxx Crosby</b>	2019-22	37.5	229
Khalil Mack	2014-16	40.5	304

## YEAR 4 TOTALS

A look below shows where Crosby's sacks rank in franchise history through his first four seasons as a Raider:

### --- RAIDERS SACK LEADERS THROUGH FIRST FOUR SEASONS ---

Rank	Player	Years	Sacks
1.	Bill Pickel	1983-86	42.5
2.	Anthony Smith	1991-94	42.0
3.	Khalil Mack	2014-17	40.5
4.	Greg Townsend	1983-86	39.0
5.	<b>Maxx Crosby</b>	2019-22	37.5
6.	Sean Jones	1984-87	31.0



**SINGLE-GAME SACKS**

Crosby has earned four career AFC Defensive Player of the Week honors since entering the NFL. He earned his first honor by setting a Raiders rookie record with four sacks in Week 11 of 2019, a mark that is tied for second-most in NFL history among rookies.

----- RAIDERS SINGLE-GAME SACK LEADERS -----

Rank	Player	Year	SACKS
1t.	Howie Long	1983	5.0
1t.	Khalil Mack	2015	5.0
3t.	<b>Maxx Crosby</b>	<b>2019</b>	<b>4.0</b>
3t.	Anthony Smith	1992	4.0
3t.	Anthony Smith	1993	4.0
3t.	Kameron Wimbley	2011	4.0
7t.	Howie Long	1982	3.5
7t.	Bill Pickel	1984	3.5
7t.	Greg Townsend	1989	3.5
10t.	<b>Maxx Crosby</b>	<b>2023</b>	<b>3.0</b>
10t.	<b>Maxx Crosby</b>	<b>2021</b>	<b>3.0</b>

----- NFL ROOKIE SINGLE-GAME SACK LEADERS -----

Rank	Player	Year	SACKS
1.	Leslie O'Neil	1986	5.0
2t.	<b>Maxx Crosby</b>	<b>2019</b>	<b>4.0</b>
2t.	Cornelius Bennett	1987	4.0
2t.	Brian Orakpo	2009	4.0
5t.	Sean McNerney	1987	3.5
5t.	Kendall Reyes	2012	3.5
5t.	Jason Jones	2008	3.5

----- RAIDERS ROOKIE SINGLE-GAME SACK LEADERS -----

Rank	Player	Year	SACKS
1.	<b>Maxx Crosby</b>	<b>2019</b>	<b>4.0</b>
2.	Greg Townsend	1983	3.0
3.	Clelin Ferrell	2019	2.5
4.	Khalil Mack	2014	2.0

**TOP OF THE CLASS**

As a rookie in 2019, Crosby ranked second in his draft class in sacks (10.5), first in forced fumbles (four) and sixth in tackles (46). His prolific rookie campaign ranks among the best in franchise history. Became just the second rookie in franchise history to record 10 sacks in a season and the fifth rookie in NFL history since at least 2000 to record double-digit sacks and at least four forced fumbles in their rookie campaign. The chart below shows how he compares to the 2019 draft class:

Category	Crosby	2019 Class Rank
Sacks	41.5	2nd
Forced Fumbles	7	T-5th
Multi-Sack Games	9	2nd

Crosby became just the fourth player in franchise history who was drafted by the club in the fourth round or later to record double-digit sacks in a single season, joining Greg Townsend, Rod Martin and Rod Coleman.





**36**  
GAMES

**24**  
STARTS

**187**  
TACKLES

**5**  
TFLS

**4**  
PD

**7**  
ST TKLS

**LB Divine Deablo** enters his third season with the Silver and Black in 2023...Last season (2022), played in eight games in his second NFL season before being sidelined with a season-ending injury...Selected by the Raiders in the third round (80th overall) of the 2021 NFL Draft...As a rookie in 2021, played in all 17 games with five starts and finished with 39 tackles (24 solo) and one pass defended.

**HOT START**

**LB Divine Deablo** racked up 74 total tackles through Week 9 last season before being sidelined for the rest of the season with an injury. Through Week 9, Deablo ranked tied for eighth in the NFL.

**10 PIECE**

Through his first 30 career games, Deablo notched eight performances of 10+ tackles. His eight games with 10+ tackles are tied for the second most in Raiders history for a player in their first 30 career games.

**GAMES WITH 10+ TACKLES - THROUGH 30 CAREER GAMES (RAIDERS HISTORY)**

Rank	Player	Games
1.	Johnathan Abram	10
2t.	<b>Divine Deablo</b>	8
2t.	Kirk Morrison	8
4.	Tyvon Branch	7

**2022 TACKLE LEADERS - WEEK 1-9**

Rank	Player	Team	Tkls
1.	Jordyn Brooks	SEA	90
2t.	C.J. Mosley	NYJ	88
2t.	Foye Oluokun	JAX	88
2t.	Roquan Smith	BLT	88
5.	Zaire Franklin	IND	87
6.	Rashaan Evans	ATL	85
7.	Bobby Okereke	IND	77
8t.	<b>Divine Deablo</b>	LV	74
8t.	T.J. Edwards	PHI	74
8t.	Jordan Hicks	MIN	74
8t.	Pete Werner	NO	74

Deablo averaged 9.25 tackles per game in 2022, the 11th best average in the NFL last season:

**YOUNG TACKLERS**

In Week 2 against the Cardinals in 2022, Deablo racked up a career-high 16 total tackles.

His 16 tackles tied for the 10th most in a single game in 2022.

His 16 tackles in Week 2 are also the most in a single game by a Raiders defender in their first two seasons in the NFL (since at least 1987).

**TACKLES PER GAME - 2022 SEASON**

Rank	Player	Team	G	Tkls/G
1.	Foye Oluokun	JAX	17	10.82
2.	Nick Bolton	KC	17	10.59
3.	Jordyn Brooks	SEA	16	10.06
4.	Roquan Smith	BAL	17	9.94
5.	Cole Holcomb	WAS	7	9.86
6.	Josepy Jewell	DEN	13	9.85
7.	Zaire Franklin	IND	17	9.76
8.	Rashaan Evans	ATL	17	9.35
8.	T.J. Edwards	PHI	17	9.35
10.	C.J. Mosely	NYJ	17	9.29
11.	<b>Divine Deablo</b>	LV	8	9.25

His 74 tackles through eight games last season are the second most in franchise history through a player's first eight games of a season (since 1987).

**SINGLE-GAME TACKLES - 1st & 2nd YEAR PLAYERS (RAIDERS HISTORY)**

Rank	Player	Date	Tackles
1t.	<b>Divine Deablo</b>	09/18/22	16
1t.	Cory James	10/02/16	15
3t.	Johnathan Abram	12/13/20	14
3t.	Kirk Morrison	12/10/06	14
5t.	Johnathan Abram	09/13/20	13
5t.	Miles Burris	11/25/12	13

**TACKLES THROUGH 8 GAMES - RAIDERS HISTORY**

Rank	Player	Season	Tackles
1.	Denzel Perryman	2021	91
2.	<b>Divine Deablo</b>	2022	74
3t.	Kirk Morrison	2008	71
3t.	Greg Biekert	1999	71
3t.	Gibril Wilson	2008	71

# JIMMY GAROPPOLO NOTES



**81**  
GAMES

**63**  
STARTS

**1,277**  
COMP

**1,894**  
ATT

**67.4**  
PCT

**15,494**  
YDS

**94**  
TDS

**51**  
INT

**97.7**  
RATE

**QB Jimmy Garoppolo** enters his 10th season in the NFL and his first with the Silver and Black...Over nine seasons in the NFL (2014-22), has appeared in 74 career games (57 starts) with the Patriots (2014-16) and 49ers (2017-22), completing 1,167-of-1,726 pass attempts (67.6%) for 14,289 yards and 87 touchdowns, while adding 165 carries for 225 yards and seven touchdowns... Has appeared in seven career postseason games (six starts), including an appearance in Super Bowl LIV, totaling 962 pass yards and four touchdowns on 80-of-132 passes (60.6%).

## HIGHLY RATED

**Garoppolo** owns a 97.7 career passer rating, the ninth highest career passer rating in NFL history (min. 1,500 career attempts).

## IN THE WIN COLUMN

**Garoppolo** owns a 43-20 record as a starter since entering the NFL in 2014. His .683 win percentage as a starter since 2014 is the fourth best in the NFL over that span (min. 50 starts).

### QB WIN PCT. LEADERS SINCE 2014 (MIN. 50 STARTS)

Rank	Player	Starts	W	L	Pct.
1.	Patrick Mahomes	93	72	21	.774
2.	Lamar Jackson	74	55	19	.743
3.	Tom Brady	142	103	39	.725
4.	<b>Jimmy Garoppolo</b>	<b>63</b>	<b>43</b>	<b>20</b>	<b>.683</b>
5t.	Ben Roethlisberger	105	70	34	.671
5t.	Josh Allen	89	59	30	.663
7.	Aaron Rodgers	137	90	46	.661
8.	Alex Smith	77	50	27	.649
9.	Dak Prescott	110	71	39	.645
10.	Drew Brees	101	62	39	.614

His .691 win percentage as a member of the 49ers also ranks third in 49ers history.

### QB WIN PERCENTAGE LEADERS (49ERS HISTORY)

Rank	Player	Starts	W	L	Pct.
1.	Steve Young	124	91	33	.734
2.	Joe Montana	139	100	39	.719
3.	<b>Jimmy Garoppolo</b>	<b>55</b>	<b>38</b>	<b>17</b>	<b>.691</b>

### PASSER RATING - NFL HISTORY (MIN 1,500 ATT.)

Rk.	Player	Rate	Comp%	Yds	TD	INT
1.	Patrick Mahomes	103.9	66.4%	27,639	215	60
2.	Aaron Rodgers	103.6	65.3%	59,055	475	105
3.	Deshawn Watson	100.8	66.5%	16,756	118	45
4.	Russell Wilson	100.0	64.8%	43,192	331	106
7.	Dak Prescott	99.0	66.9%	28,448	194	71
5.	Drew Brees	98.7	67.7%	80,358	571	243
6.	Joe Burrow	98.6	68.0%	14,083	97	37
8.	Kirk Cousins	98.2	66.9%	39,471	270	110
9.	<b>Jimmy Garoppolo</b>	<b>97.7</b>	<b>67.4%</b>	<b>15,494</b>	<b>94</b>	<b>51</b>

Garoppolo has also recorded a 100.0+ passer rating in 34 of his 81 career games. His 34 games with a passer rating of 100.0 or better are tied for the eighth best in NFL history for a QB in their first 81 career games.

### GAMES WITH 100.0+ PASSER RATING - FIRST 81 CAREER GAMES (NFL HISTORY)

Rank	Player	From	To	Games
1.	Patrick Mahomes	2018	2022	47
2.	Aaron Rodgers	2007	2012	45
3.	Dak Prescott	2016	2021	41
4.	Philip Rivers	2004	2010	40
5.	Russell Wilson	2012	2016	38
6.	Kirk Cousins	2012	2018	37
7.	Josh Allen	2018	2023	35
8t.	<b>Jimmy Garoppolo</b>	<b>2014</b>	<b>2023</b>	<b>34</b>
8t.	Matt Ryan	2008	2013	34

# JIMMY GAROPPOLO NOTES

## FIRST 63

Since entering the NFL in 2014, Garoppolo has started in 63 games. He has helped his team to a win in 43 of those 63 starts. His 43 wins are tied for the 14th most in NFL history for QBs in their first 63 career starts.

### QB WINS IN FIRST 63 CAREER STARTS - NFL HISTORY

Rank	Player	Starts	W	L	T	Pct.
1t.	Patrick Mahomes	63	50	13	0	.794
1t.	Ken Stabler	63	50	12	1	.802
1t.	Bob Griese	63	50	12	1	.802
4.	Tom Brady	63	49	14	0	.778
5t.	Lamar Jackson	63	47	16	0	.746
5t.	Roger Staubach	63	47	16	0	.746
7.	Jim McMahon	63	46	17	0	.730
8t.	Russell Wilson	63	45	18	0	.714
8t.	Danny White	63	45	18	0	.714
8t.	Philip Rivers	63	45	18	0	.714
8t.	Ben Roethlisberger	63	45	18	0	.714
12t.	Dan Marino	63	44	19	0	.698
12t.	Matt Ryan	63	44	19	0	.698
<b>14t.</b>	<b>Jimmy Garoppolo</b>	<b>63</b>	<b>43</b>	<b>20</b>	<b>0</b>	<b>.683</b>
14t.	Mark Rypien	63	43	20	0	.683
14t.	Terry Bradshaw	63	43	20	0	.683
14t.	Joe Flacco	63	43	20	0	.683

## HOT START

Garoppolo finished with a 66.7 completion percentage in Week 2 and a 76.9 completion percentage in Week 1, just the sixth time in Raiders history a quarterback has started the season with two consecutive games of 65.0 completion percentage or better - the first time since 2020 (Derek Carr).

### CONSECUTIVE GAMES TO START A SEASON W/ 65.0+ COMP. PCT.

Season	Player	Streak
2020	Derek Carr	6
2018	Derek Carr	3
2002	Rich Gannon	3
1985	Jim Plunkett	3
<b>2023</b>	<b>Jimmy Garoppolo</b>	<b>2</b>
2017	Derek Carr	2

Garoppolo also led the offense to a touchdown in the opening drive of Week 1 and Week 2, the first time the Raiders have scored a touchdown on each opening drive of Week 1 and Week 2 to start the season since 1989.

## EFFICIENT IN 2022

In 10 starts in 2022, **Garoppolo** posted a 7-3 record with a 103.0 passer rating, the third best rating among qualified quarterbacks in the NFL.

### PASSER RATING - 2022 SEASON

Rk.	Player	Rate	Comp%	Yds	TD	INT
1.	Tua Tagovailoa	105.5	64.8%	3,548	25	8
2.	Patrick Mahomes	105.2	67.1%	5,250	41	12
<b>3.</b>	<b>Jimmy Garoppolo</b>	<b>103.0</b>	<b>67.2%</b>	<b>2,437</b>	<b>16</b>	<b>4</b>
4.	Jalen Hurts	101.5	66.5%	3,701	22	6
5.	Geno Smith	100.9	66.5%	4,282	30	11
6.	Joe Burrow	100.8	68.3%	4,475	35	12

## EFFICIENT PASSER

Since entering the league in 2014, Garoppolo has completed 67.4% of his passes, tied for the third best mark in the league among QBs with at least 1,500 attempts.

### COMPLETION PERCENTAGE LEADERS - SINCE 2014

Rk.	Player	Comp	Att	Pct.
1.	Drew Brees	2,661	3,752	70.9%
2.	Joe Burrow	1,288	1,895	68.0%
<b>3t.</b>	<b>Jimmy Garoppolo</b>	<b>1,277</b>	<b>1,894</b>	<b>67.4%</b>
3t.	Kirk Cousins	3,351	4,974	67.4%
5.	Dak Prescott	2,497	3,733	66.9%

## HIGH ACCURACY

Garoppolo completed 71.0% of his pass attempts in Week 5, his 40th career game with a 65.0+ completion percentage (min. 20 attempts), through 81 career games, his 40 games with a 65.0+ completion percentage are tied for the fifth most in NFL history.

### GAMES WITH 65.0+ COMPLETION PCT. - FIRST 81 GAMES (NFL HISTORY)

Rk.	Player	Games
1.	Kirk Cousins	46
2.	Dak Prescott	44
3.	Patrick Mahomes	43
4t.	Aaron Rodgers	41
<b>4t.</b>	<b>Jimmy Garoppolo</b>	<b>40</b>
4t.	Russell Wilson	40
4t.	Kurt Warner	40

## RAIDERS DEBUT

In his Raiders debut, Garoppolo's completion percentage ranked third in the NFL in Week 1 (min. 25 att.).

### COMPLETION PERCENTAGE - 2023 WEEK 1 (MIN. 20 ATT.)

Rk.	Player	Comp	Att	Pct.
1.	Russell Wilson	27	34	79.4%
2.	Lamar Jackson	17	22	77.3%
<b>3.</b>	<b>Jimmy Garoppolo</b>	<b>20</b>	<b>26</b>	<b>76.9%</b>
4t.	Kirk Cousins	33	44	75.0%
4t.	Trevor Lawrence	24	32	75.0%

Garoppolo's 107.9 passer rating in Week 1 was the sixth best passer rating in Week 1.

### PASSER RATING - 2023 WEEK 1

Rk.	Player	Rate	Comp%	Yds	TD	INT
1.	Jordan Love	123.2	55.6%	245	3	0
2.	Deshaun Watson	111.8	83.3%	115	1	0
3.	Brock Purdy	111.3	65.5%	220	2	0
4.	Tua Tagovailoa	110.0	62.2%	466	3	1
5.	Russell Wilson	108.0	79.4%	177	2	0
<b>6.</b>	<b>Jimmy Garoppolo</b>	<b>107.9</b>	<b>76.9%</b>	<b>200</b>	<b>2</b>	<b>1</b>



2021 PFF  
ALL-ROOKIE TEAM

<b>36</b> GAMES	<b>27</b> STARTS	<b>206</b> TACKLES
<b>11</b> TFLS	<b>3.0</b> SACKS	<b>7</b> QBHS
<b>2</b> INT	<b>13</b> PD	<b>3</b> FF

### 2023 RANKINGS

CB Nate Hobbs has played in only nine games this season due to injury, but has racked up 63 total tackles in 2023. His 7.38 tackles per game average is the best average in the NFL among cornerbacks.

#### TACKLES PER GAME AVERAGE (CBs) - 2023



PLAYER	TKLS/G
<b>NATE HOBBS</b>	<b>7.00</b>
<b>KENNY MOORE II</b>	<b>6.23</b>
<b>QUANDRE DIGGS</b>	<b>5.62</b>
<b>D.J. REED</b>	<b>5.55</b>

Hobbs has also already notched a single-season career high with five tackles for loss in 2023. Among defensive backs, his 0.56 tackles for loss per game are the seventh most in the league.

#### TFLs PER GAME (DBs) - 2023 SEASON

Rank	Player	Team	TFLs/G
1.	Jamal Adams	SEA	0.78
2.	Kyle Hamilton	BAL	0.69
4.	Brian Branch	DET	0.64
4t.	Kenny Moore II	DEN	0.62
4t.	Mike Hilton	CIN	0.62
6.	Ja'Quan McMillian	DEN	0.58
7.	<b>Nate Hobbs</b>	LV	<b>0.56</b>



CB Nate Hobbs is entering his third NFL season after being drafted by the Raiders in the fifth round (167th overall) of the 2021 NFL Draft...Last season, registered a career-high 72 total tackles (57 solo), playing in just 11 games because of injury... As a rookie in 2021, Hobbs finished the season with 71 tackles for loss, three tackles for loss, 1.0 sack, four quarterback hits, three passes defended and one forced fumble, earning a PFF All-Rookie Team selection.

### DO IT ALL CB

Hobbs notched his third career sack in Week 8. He has now recorded 1.0 sack in each of his first three seasons (2021-23), one of just seven defensive backs and one of two cornerbacks to record at least 1.0 sack in each of the last three seasons.

#### SEASONS WITH 1.0+ SACKS (DBs) - SINCE 2021

No.	Player	Position	Seasons
1.	<b>Nate Hobbs</b>	CB	3
2.	Kenny Moore	CB	3
3.	Antoine Winfield	S	3
4.	Jayron Kearse	S	3
5.	Terrell Edmunds	S	3
6.	Kamren Curl	S	3
7.	Derwin James	S	3
8.	Jeremy Chinn	S	3
9.	Tracy Walker	S	3

His 3.0 career sacks are tied with Terry McDaniel (3.0, 1988-90), for the most sacks by a Raiders cornerback in their first three NFL seasons.

#### SACKS BY A CORNERBACK - RAIDERS HISTORY (FIRST THREE NFL SEASONS)

Rank	Player	Seasons	Sacks
1t.	<b>Nate Hobbs</b>	2021-22	3.0
1t.	Terry McDaniel	1988-90	3.0



## GIVE HIM A DOZEN

In the Week 1 win over the Broncos, **CB Nate Hobbs** led the team with a career-high 12 total tackles. His 12 tackles were tied for the third most in a single game by a Raiders cornerback since 1987 - the most since Rashaan Melvin logged 12 tackles in 2018 (vs. DEN, 12/24/18).

### SINGLE GAME TACKLES - RAIDERS HISTORY (AMONG CBs)

Rank	Player	Date	Tackles
1t.	D.J. Hayden	11/08/15	13
1t.	Charles Woodson	12/05/04	13
<b>3t.</b>	<b>Nate Hobbs</b>	<b>09/10/23</b>	<b>12</b>
3t.	Mike Jenkins	11/17/13	12
3t.	Rashaan Melvin	12/24/18	12

His 12 tackles are also tied for the third most in a season opener since 1987 by a Raiders defender.

## QUICK LEARNER

**Hobbs** notched a career-high two tackles for loss in the 2022 season opener against the Chargers, the most on the team.

Among players in their first two seasons, his two tackles for loss are tied for the most in a single game by a Raiders defensive back.

### 2+ TFLS IN A GAME - 1ST & 2ND YEAR PLAYERS (RAIDERS HISTORY)

Player	Date	TFLs
<b>Nate Hobbs</b>	<b>9/11/22</b>	<b>2</b>
T.J. Carrie	12/7/14	2
Chimdi Chekwa	9/12/11	2
Tyvon Branch	11/22/09	2
Phillip Buchanon	12/14/03	2

His two tackles for loss are also the most by a Raiders cornerback of any age in a single game since 2019. Here are the most recent CB performances of 2+ TFLs.

### LAST CB WITH 2+ TFLS IN A GAME (RAIDERS HISTORY)

Date	Player	TFLs
<b>9/11/22</b>	<b>Nate Hobbs</b>	<b>2</b>
9/29/19	Lamaricus Joyner	2
12/7/14	T.J. Carrie	2
11/20/14	Charles Woodson	2

## RAIDERS ROOKIE HISTORY

**Hobbs** racked up 71 total tackles as a rookie in 2021, the most tackles by a Raiders rookie cornerback since 1987.

Among defensive backs in their first two seasons, Hobbs's nine tackles were the fourth most in the league.

### CB TACKLE LEADERS - RAIDERS ROOKIES

Rank	Player	Season	Tackles
<b>1.</b>	<b>Nate Hobbs</b>	<b>2021</b>	<b>71</b>
2.	Charles Woodson	1998	61
3.	Trayvon Mullen	2019	40
4.	T.J. Carrie	2014	37

## NATE THE GREAT

Second-year **CB Nate Hobbs** logged a career-high 72 total tackles (57 solo) in 2022, playing in just 11 games this season because of injury. He is averaging 6.55 tackles per game in 2022, the best average in the NFL among cornerbacks.

### 2022 TACKLES PER GAME - CBs

**6.55 NATE HOBBS**

**6.35 L'JARIUS SNEED**

**6.31 MIKE EDWARDS**



# AUSTIN HOOPER NOTES



TWO-TIME PRO BOWL SELECTION

**118**  
GAMES

**65**  
STARTS

**355**  
REC

**3,622**  
YDS

**10.2**  
AVG.

**25**  
TDS

**TE Austin Hooper** joins the Raiders in 2023, his eighth season in the NFL... A two-time Pro Bowler (2018-19), has appeared in 105 career games (59 starts), totalling 339 receptions for 3,468 yards (10.2 avg.) and 25 touchdowns...In 2022, saw action in all 17 games with two starts at tight end in his lone season with the Titans...Ranked second on the team with 41 receptions and tied for third with 444 receiving yards.

## TOP TE

Since entering the league in 2016, Hooper has recorded 355 receptions for 3,622 yards (10.2 avg.) and 25 touchdowns. His 355 receptions are the sixth most among NFL tight ends since 2016.

### RECEPTIONS LEADERS AMONG TEs - SINCE 2016

Rank	Player	Receptions
1.	Travis Kelce	755
2.	Zach Ertz	540
3.	George Kittle	448
4.	Evan Engram	419
5.	Mark Andrews	381
6.	<b>Austin Hooper</b>	<b>355</b>

His 3,622 receiving yards also ranks 10th among NFL tight ends since 2016.

### RECEPTIONS LEADERS AMONG TEs - SINCE 2016

Rank	Player	Rec. Yds
1.	Travis Kelce	9,503
2.	George Kittle	6,065
3.	Zach Ertz	5,410
4.	Mark Andrews	4,857
5.	Evan Engram	4,295
6.	Darren Waller	3,938
7.	Hunter Henry	3,787
8.	Jared Cook	3,734
9.	Rob Gronkowski	3,731
10.	<b>Austin Hooper</b>	<b>3,622</b>

## MOVING THE CHAINS

**Hooper** has recorded 185 receiving first downs since entering the league in 2016, the ninth most among tight ends in the NFL over that span.

### RECEIVING 1ST DOWNS AMONG TEs - SINCE 2016

Rank	Player	Rec. 1Ds
1.	Travis Kelce	512
2.	Zach Ertz	292
3.	George Kittle	279
4.	Mark Andrews	259
5.	Hunter Henry	214
6.	Darren Waller	200
7.	Evan Engram	200
8.	Jared Cook	190
9.	<b>Austin Hooper</b>	<b>185</b>
10.	Dallas Goedert	183

# JOSH JACOBS NOTES



**TWO-TIME PRO BOWL SELECTION**



**2022 1ST TEAM ALL-PRO**



**2019 PFWA OFFENSIVE ROOKIE OF THE YEAR**

**73**  
GAMES

**72**  
STARTS

**4.2**  
AVG.

**5,545**  
YARDS

**46**  
TDS

**RB Josh Jacobs** enters his fifth season with the Raiders, coming off of a career year in 2022...Last season (2022), won the NFL rushing title with 1,653 rushing yards, joining HOF Raider Marcus Allen (1985) and Clem Daniels (AFL in 1963) as the only three players in Raiders history to win the league rushing title...Two-time Pro Bowl selection (2020, 2022), 2022 first team AP All-Pro selection and 2022 PFWA All-NFL selection and 2019 PFWA Offensive Rookie of the Year after setting the franchise rookie record for rushing yards in a single season, surpassing Marcus Allen's record (686) set in 1982... Has become the 15th running back in NFL history to record 7+ rushing touchdowns in each of their first four seasons.

## "DO IT ALL" BACK

**Jacobs** ranks 13th among all NFL running backs in 2023 with 296 receiving yards. He pulled in a season-high eight receptions in Week 4, the second most in a single game for Jacobs and the most since 2021 (9 vs. WAS, 12/5/21).

### RECEIVING YARDS AMONG RBs - 2023 SEASON

Rank	Player	Team	Rec. Yards
1.	Christian McCaffrey	San Francisco	437
2.	Breece Hall	NY Jets	435
3.	Rachaad White	Tampa Bay	419
4.	Alvin Kamara	New Orleans	402
5.	James Cook	Buffalo	391
6.	Travis Etienne	Jacksonville	383
7.	Samaje Perine	Denver	378
8.	Austin Ekeler	LA Chargers	344
9.	Joe Mixon	Cincinnati	327
10.	Brian Robinson	Washington	326
11.	Antonio Gibson	Washington	322
12.	Bijan Robinson	Atlanta	320
13.	<b>Josh Jacobs</b>	<b>Las Vegas</b>	<b>296</b>

## 100-YARD GAMES

**RB Josh Jacobs** now owns 17 career games with at least 100 yards on the ground, the fourth most in the NFL since 2019 and the second most in franchise history. Jacobs recorded over 100 rushing yards in six games last season, the third most in the NFL.

### ----- JACOBS' 100-YARD RUSHING GAMES -----

Date	Opp.	Yards	Carries	Avg.	TDs	Result
11/26/23	KC	110	20	5.5	1	L, 31-17
11/12/23	NYJ	116	27	4.3	0	W, 16-12
11/27/22	at SEA	229	33	6.9	2	W, 40-34(OT)
10/10/22	KC	154	21	7.3	1	L, 29-30
12/04/22	LAC	144	26	5.5	1	W, 27-20
10/02/22	DEN	144	28	5.1	2	W, 32-23
10/23/22	HOU	143	20	7.2	3	W, 38-20
01/09/22	LAC	132	26	5.1	1	W, 35-32(OT)
12/26/21	DEN	129	27	4.8	0	W, 17-13
11/01/20	CLE	129	31	4.2	0	W, 16-6
10/20/10	at GB	124	21	5.9	0	L, 24-42
10/06/19	CHI (Lon.)	123	26	4.7	2	W, 24-21
11/03/19	DET	120	28	4.3	2	W, 31-24
11/17/19	CIN	112	23	4.9	0	W, 17-10
11/15/20	DEN	112	21	5.3	2	W, 37-12
11/20/22	at DEN	109	24	4.5	0	W, 22-16(OT)
12/01/19	at KC	104	17	6.1	0	L, 9-40

He now has 1,448 receiving yards since entering the league in 2019, the eighth most in the NFL over that span.

### REC. YARDS AMONG RBs - SINCE 2019

Rank	Player	Team	Rec. Yards
1.	Austin Ekeler	LA Chargers	3,109
2.	Christian McCaffrey	San Francisco	2,675
3.	Alvin Kamara	New Orleans	2,620
4.	Aaron Jones	Green Bay	1,784
5.	Leonard Fournette	Tampa Bay	1,732
6.	Joe Mixon	Cincinnati	1,507
7.	Dalvin Cook	NY Jets	1,471
8.	<b>Josh Jacobs</b>	<b>Las Vegas</b>	<b>1,448</b>
9.	D'Andre Swift	Philadelphia	1,406
10.	J.D. McKissic	Washington	1,392

**Jacobs** also had 58 rush yards and 81 receiving yards in Week 4. He was the first Raider with 50/80 in a single game since Marcel Reece in 2012 (Week 11 vs. Saints).

## 5,000 CLUB

In Week 6 - his 65th career game - **Jacobs** surpassed 5,000 career rushing yards, becoming the fourth player to reach 5,000 rushing yards in Raiders history and the second Raider to accomplish the feat in 65 games or less (Marcus Allen, 5,235).

### RAIDERS ALL-TIME RUSHING LEADERS



**MARCUS ALLEN**

**8,545**



**MARK VAN EEGHEN**

**5,907**



**JOSH JACOBS**

**5,545**



**CLEM DANIELS**

**5,102**

## WEEK 12 AVERAGE

In Week 10, **Jacobs** rushed 20 times for 110 yards (5.5 avg.). His 5.5 yards per carry average was his highest single-game average of the season and the tied for the ninth-best single-game average in the NFL in 2023 (min. 20 rushes).

Rank	Player	Week	Rush Avg.
1.	Breece Hall	5	8.0
2.	Kyren Williams	6	7.9
3.	Zack Moss	5	7.2
4.	Christian McCaffrey	1	6.9
5.	D'Andre Swift	2	6.3
6.	Jahmyr Gibbs	8	5.8
7.	Christian McCaffrey	2	5.8
8.	Isiah Pacheco	4	5.8
9t.	<b>Josh Jacobs</b>	<b>12</b>	<b>5.5</b>
9t.	Derrick Henry	4	5.5

## FINDING THE END ZONE

Jacobs now has 46 career rushing touchdowns since entering the league in 2019, the second most in the NFL over that span.

### MOST RUSHING TDs SINCE 2019 (AMONG RBs)

Rank	Player	Team	Rush TDs
1.	Derrick Henry	Titans	66
2.	<b>Josh Jacobs</b>	<b>Raiders</b>	<b>46</b>
3.	Dalvin Cook	Jets	43
4.	Ezekiel Elliott	Patriots	42
5.	Christian McCaffrey	Colts	41
6t.	Nick Chubb	Browns	40
6t.	Josh Allen	Buffalo	40
8.	Jalen Hurts	Philadelphia	38

His 46 rushing touchdowns are also the third most in Raiders history.

### RUSHING TOUCHDOWNS - RAIDERS HISTORY

Rank	Player	Seasons	Rush TDs
1.	Marcus Allen	1982-92	79
2.	Pete Banaszak	1966-78	47
3.	<b>Josh Jacobs</b>	<b>2019-23</b>	<b>46</b>

His 46 rushing touchdowns are the second most in Raiders history by a player in his first five NFL seasons - behind only Marcus Allen (49).

### RUSHING TDs IN FIRST FIVE SEASONS - RAIDERS HISTORY

Rank	Player	Seasons	Rush TDs
1.	Marcus Allen	1982-86	49
2.	<b>Josh Jacobs</b>	<b>2019-23</b>	<b>46</b>

## RAIDERS 100

In Week 12, **Jacobs** notched his 17th career game with 100+ rushing yards, passing Clem Daniels (15) for the second most in Raiders history.

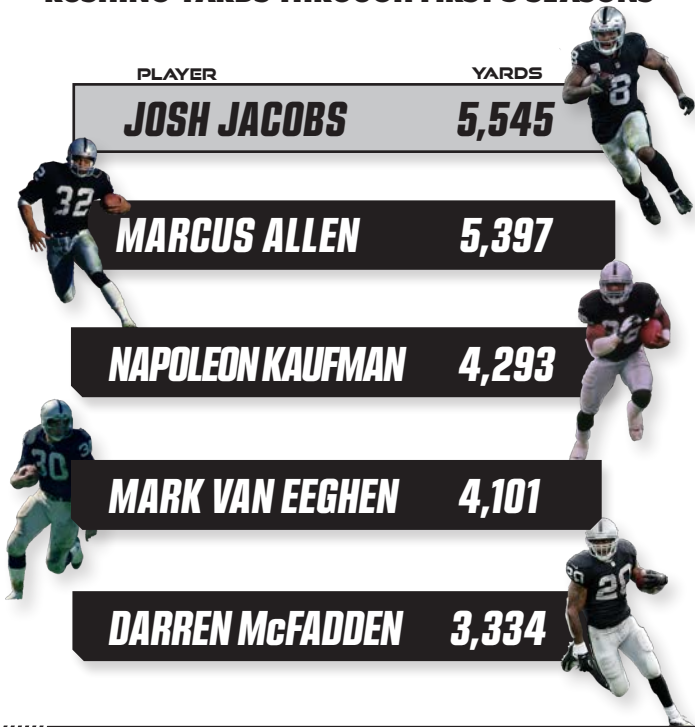
### GAMES WITH 100+ RUSHING YARDS

PLAYER	GAMES
<b>MARCUS ALLEN</b>	<b>22</b>
<b>JOSH JACOBS</b>	<b>17</b>
<b>CLEM DANIELS</b>	<b>15</b>
<b>NAPOLEON KAUFMAN</b>	<b>14</b>
<b>DARREN McFADDEN</b>	<b>13</b>

## FIRST FIVE SEASONS

Jacobs now has 5,545 career rushing yards, surpassing Marcus Allen (5,397) for the most rushing yards by a Raiders back in their first five NFL seasons.

### RUSHING YARDS THROUGH FIRST 5 SEASONS



## 1-800-STREAK

Jacobs now has 805 rushing yards on the season, the fifth most in the NFL in 2023. He has now notched his fifth consecutive season with 800+ rushing yards. He joins Derrick Henry (5) as the only two players in the NFL to record 800+ rushing yards in each season since 2019.

### SEASONS WITH 800+ RUSHING YARDS SICE 2019

No.	Player	Seasons
<b>1t.</b>	<b>Josh Jacobs</b>	<b>5</b>
1t.	Derrick Henry	5
3t.	Nick Chubb	4
3t.	David Montgomery	4
3t.	Ezekiel Elliot	4
3t.	Dalvin Cook	4

His five-straight seasons with 800+ rushing yards is the second longest active streak in the NFL.

### ACTIVE STREAKS OF SEASONS WITH 800+ RUSHING YARDS

No.	Player	Seasons
1t.	Derrick Henry	6
<b>1t.</b>	<b>Josh Jacobs</b>	<b>5</b>
3t.	Raheem Mostert	2
3t.	Christian McCaffrey	2
3t.	Travis Etienne	2

## 30+ CATCHES

Jacobs now has 31 receptions on the season, notching his 4th consecutive season of 30+ receptions, tied for the third longest active streak in the NFL among running backs.

### CONSECUTIVE SEASONS WITH 30+ REC. (RBs) - ACTIVE STREAKS

Rank	Player	Seasons
1t.	Alvin Kamara	7
1t.	Austin Ekeler	6
<b>3t.</b>	<b>Josh Jacobs</b>	<b>4</b>
3t.	Antonio Gibson	4
3t.	D'Andre Swift	4

## 2023 SCRIMMAGE YARDS

Through 13 games in 2023, Jacobs owns a team-leading 1,101 yards from scrimmage, the sixth most in the NFL among running backs.

### SCRIMMAGE YARDS LEADERS - RBs IN 2023

Rank	Player	Team	Scrim Yds
1.	Christian McCaffrey	San Francisco	1,614
2.	Travis Etienne	Jacksonville	1,189
3.	James Cook	Buffalo	1,180
4.	Rachaad White	Tampa Bay	1,164
5.	Bijan Robinson	Atlanta	1,110
<b>6.</b>	<b>Josh Jacobs</b>	<b>Las Vegas</b>	<b>1,101</b>

He has now reached over 1,000 scrimmage yards in a season for the fifth time in his career. He is one of only two RBs in the NFL so far since 2019 to record 1,000 yards from scrimmage in each season since 2019.

### SEASONS WITH 1,000+ SCRIMMAGE YARDS - RBs SINCE 2019

Rank	Player	Seasons
<b>1t.</b>	<b>Josh Jacobs</b>	<b>5</b>
1t.	Derrick Henry	5

Jacobs has become one of 11 running backs since 2000 to record 1,000+ scrimmage yards in each of his first five seasons in the NFL. He joins Marcus Allen as the only two players in Raiders history to accomplish the feat.

### SEASONS WITH 1,000+ SCRIM YDS - RBs IN FIRST 5 SEASONS (SINCE 2000)

No.	Player	Seasons
<b>1.</b>	<b>Josh Jacobs</b>	<b>5</b>
2.	Nick Chubb	5
3.	Alvin Kamara	5
4.	Ezekiel Elliot	5
5.	Todd Gurley	5
6.	Matt Forte	5
7.	Chris Johnson	5
8.	Adrian Peterson	5
9.	Maurice Jones-Drew	5
10.	LaDainian Tomlinson	5
11.	Jamal Lewis	5

## RB RANKINGS SINCE 2019

Since entering the league in 2019, **RB Josh Jacobs** has been one of the most productive running backs in the National Football League. Jacobs ranks in the Top-5 in both rushing yards and rushing touchdowns among all running backs:

### ----- MOST RUSHING TDs SINCE 2019 (AMONG RBs) -----

Rank	Player	Team	Rush TDs
1.	Derrick Henry	Titans	66
2.	<b>Josh Jacobs</b>	<b>Raiders</b>	<b>46</b>
3.	Dalvin Cook	Jets	43
4.	Ezekiel Elliott	Patriots	42
5.	Christian McCaffrey	Colts	41
6.	Nick Chubb	Browns	40

### ----- MOST RUSHING YARDS SINCE 2019 (AMONG RBs) -----

Rank	Player	Team	Rush Yards
1.	Derrick Henry	Titans	6,917
2.	<b>Josh Jacobs</b>	<b>Raiders</b>	<b>5,545</b>
3.	Nick Chubb	Browns	5,515
4.	Dalvin Cook	Jets	5,234
5.	Ezekiel Elliott	Patriots	4,711

## MOVING THE CHAINS

Jacobs now owns 286 rushing first downs since 2019, the second most in the NFL over that span.

### RUSHING FIRST DOWNS - SINCE 2019

Rank	Player	Team	1st Downs
1.	Derrick Henry	TEN	333
2.	<b>Josh Jacobs</b>	<b>LV</b>	<b>286</b>
3.	Ezekiel Elliot	NE	275
4.	Dalvin Cook	NYJ	268
5.	Lamar Jackson	BLT	263
6.	Nick Chubb	CLE	255
7.	David Montgomery	DET	248
8.	Jonathan Taylor	IND	239

His career total is now up to 127 10-yard runs since 2019, the fifth most in the NFL over that span.

### 10+ YARD RUNS - SINCE 2019

Rank	Player	Team	Runs
1.	Nick Chubb	CLE	167
2.	Derrick Henry	TEN	163
3.	Lamar Jackson	BLT	157
4.	Dalvin Cook	MIN	141
5.	<b>Josh Jacobs</b>	<b>LV</b>	<b>127</b>
6.	Jonathan Taylor	IND	116

## ABOVE AVERAGE

In Week 10, Jacobs averaged 4.3 yards per carry on 27 carries, the fifth best average in a single game this season (min. 25 att.)

### SINGLE GAME RUSHING AVERAGE (MIN. 25 ATT.) - 2023

Rank	Player	Week	Rush Avg.
1.	D'Andre Swift	2	6.3
2.	Jahmyr Gibbs	8	5.8
3.	Travis Etienne	5	5.2
4.	Devin Singletary	10	5.0
5.	Kyren Williams	14	4.6
6.	<b>Josh Jacobs</b>	<b>10</b>	<b>4.3</b>

## BIG RUNS

In Week 12, **Jacobs** notched a 63-yard run, his longest run of the season. Since 2019, Jacobs has six runs over 40 yards, tied for the eighth most in the NFL.

### RUNS OF 40+ YARDS - SINCE 2019

Rank	Player	Team	40+ Runs
1.	Derrick Henry	Tennessee	14
2t.	Jonathan Taylor	Indianapolis	10
2t.	Nick Chubb	Cleveland	10
4.	Christian McCaffrey	San Francisco	8
5t.	Aaron Jones	Green Bay	7
5t.	Tony Pollard	Dallas	7
5t.	Dalvin Cook	NY Jets	7
5t.	Miles Sanders	Carolina	7
9t.	<b>Josh Jacobs</b>	<b>Las Vegas</b>	<b>6</b>
9t.	Leonard Fournette	Buffalo	6
9t.	David Montgomery	Detroit	6
9t.	Raheem Mostert	Miami	6
9t.	Saquon Barkley	NY Giants	6

Since 2019, Jacobs has 23 runs of 20+ yards, tied for the ninth most in the NFL over that span. Also, the only Raider with more 20-yard runs since 2000 is Darren McFadden (36).

### RUNS OF 20+ YARDS - SINCE 2019

Rank	Player	Team	20+ Runs
1.	Nick Chubb	Cleveland	49
2.	Derrick Henry	Tennessee	42
3.	Lamar Jackson	Baltimore	33
4.	Jonathan Taylor	Indianapolis	28
5t.	Dalvin Cook	NY Jets	27
5t.	Tony Pollard	Dallas	27
7t.	Saquon Barkley	NY Giants	26
7t.	Miles Sanders	Carolina	26
9t.	Devin Singletary	Houston	23
9t.	<b>Josh Jacobs</b>	<b>Las Vegas</b>	<b>23</b>

## MULTI-TD GAMES

With two rushing touchdowns in Week 9, Jacobs notched his 12th career game with 2+ rushing touchdowns since entering the league in 2019, the second most in the NFL over that span - only behind Derrick Henry (16).

### 2+ RUSH TD GAMES - SINCE 2019

Rank	Player	Games
1.	Derrick Henry	19
2.	<b>Josh Jacobs</b>	<b>12</b>
3.	Jalen Hurts	11
4.	Nick Chubb	10

He has also become one of only 22 backs in NFL history - the first since Derrick Henry in 2020 - to reach 12 multi-touchdown games in their first five NFL seasons.

## FOURTH QUARTER JOSH

With his rushing touchdown in Week 5, Jacobs now has 17 rushing touchdowns in the fourth quarter since 2019, the most in the NFL.

### FOURTH QUARTER RUSHING TDs - SINCE 2019

Rank	Player	Team	Rush TDs
1.	<b>Josh Jacobs</b>	<b>Las Vegas</b>	<b>17</b>
2t.	Nick Chubb	Cleveland	14
2t.	Josh Allen	Buffalo	14
4.	Derrick Henry	Tennessee	14

## 2022 FIRST DOWNS

Jacobs excelled at getting first downs for the Raiders in 2022 - he recorded 93 rushing first downs, the most in the NFL and the most in a single season by a Raiders back since 1994.



### RUSHING 1ST DOWNS

**JOSH JACOBS** 93

**NICK CHUBB** 69

**JALEN HURTS** 67



Jacobs recorded 109 total first downs (93 rushing, 16 receiving), the most among any non-quarterback in the NFL. Jacobs is only the fifth player in the NFL (non-QB) over the last five seasons to record 100+ first downs in a single season.

Jacobs recorded seven rushes of 10+ yards in Week 7 of 2022, the second most in a single game in the NFL last season and the most in a single game by a Raiders' back since at least 1994.

### 10-YD RUNS IN A SINGLE GAME - RAIDERS HISTORY (SINCE 1994)

Rank	Player	Date	10+ Runs
1.	Josh Jacobs	10/23/22	7
2t.	Justin Fargas	11/25/07	6
2t.	Charlie Garner	9/8/02	6
2t.	Charlie Garner	12/28/02	6
2t.	Napoleon Kaufman	10/19/97	6

He recorded 41 runs of 10+ yards in 2022, the second most in the NFL last season. His 40 10-yard runs are also the most in a single season in franchise history.

### 10+ YARD RUNS - SINGLE SEASON (RAIDERS HISTORY)

Rank	Player	Season	Runs
1.	Josh Jacobs	2022	41
2.	Napoleon Kaufman	1997	35
3.	Josh Jacobs	2020	31
4.	Charlie Garner	2002	28
5.	Darren McFadden	2010	28

## 2022 RUSHING TITLE

With 1,653 rushing yards last season, RB Josh Jacobs won the NFL rushing title, joining HOF Raider Marcus Allen (1985) as the only two players in Raiders history to win the NFL rushing title.



### NFL RUSHING LEADERS

**JOSH JACOBS** 1,653

**DERRICK HENRY** 1,538

**NICK CHUBB** 1,525

**SAQUON BARKLEY** 1,312

Along with his 1,653 rushing yards, Jacobs pulled in 53 catches for 400 yards (7.5 avg.). His 2,053 total yards from scrimmage this season were the most in the NFL.

### SCRIMMAGE YARDS

**JOSH JACOBS** 2,053

**DERRICK HENRY** 1,936

**CHRISTIAN MCCAFFEY** 1,880

**JUSTIN JEFFERSON** 1,833

**NICK CHUBB** 1,764

Jacobs finished third in the NFL with 4.86 yards per rush (min. 250 carries).

### 2022 NFL RUSHING AVERAGE - RBs (MIN. 250 CARRIES)

Rank	Player	Att.	Yards	Avg.
1.	Nick Chubb	302	1,525	5.05
2.	Miles Sanders	259	1,269	4.90
3.	Josh Jacobs	340	1,653	4.86
4.	Saquon Barkley	295	1,312	4.45
5.	Dalvin Cook	264	1,173	4.44

Jacobs also ranked tied for fifth in the NFL with 12 rushing touchdowns in 2022.



## END ZONE SEEKER

RB Josh Jacobs matched his single-game career high with three rushing touchdowns in the Week 7 win over the Texans last season. He is one of only nine players in the NFL this season to record three rushing touchdowns or more in a single game.

### SINGLE-GAME RUSHING TDs - 2022 SEASON

Player	Week	Team	TD
Joe Mixon	Week 9	CIN	4
<b>Josh Jacobs</b>	<b>Week 7</b>	<b>TEN</b>	<b>3</b>
Taysom Hill	Week 5	NO	3
Nick Chubb	Week 2	CLE	3
D'Onta Foreman	Week 8	CAR	3
Tony Pollard	Week 8	DAL	3
Jamaal Williams	Week 11	DET	3
Jalen Hurts	Week 15	PHI	3
Cam Akers	Week 16	LAR	3

Jacobs also joins Marcus Allen (5) and Pete Banaszak (2) as the only three players in Raiders history to record 3+ rushing touchdowns in multiple games.

### SINGLE GAMES WITH 3+ RUSHING TDs - RAIDERS HISTORY

Rank	Player	Games
1.	Marcus Allen	5
2t.	<b>Josh Jacobs</b>	<b>2</b>
2t.	Pete Banaszak	2

## IN CLUTCH TIME

In Week 12 against the Seahawks last season, Jacobs broke free for an 86-yard touchdown run in overtime to seal the victory for the Raiders. His 86-yard touchdown run in overtime is the second-longest overtime rushing touchdown and fourth-longest overtime scrimmage touchdown since 1974.

### LONGEST OT RUSHING TOUCHDOWNS - SINCE 1974

Rank	Player	Date	Yds	Result
1.	Garrison Hearst	09/06/98	96	W, 36-30 (OT)
2.	<b>Josh Jacobs</b>	<b>11/27/22</b>	<b>86</b>	<b>W, 40-34 (OT)</b>
3.	Herschel Walker	11/15/87	60	W, 23-17 (OT)

### LONGEST OT SCRIMMAGE TOUCHDOWNS - SINCE 1974

Rank	Player	Date	Type	Yards
1.	Mike Quick	11/10/85	Rec.	99
2.	Garrison Hearst	09/06/98	Rush	96
3.	Jarius Wright	12/07/14	Rec.	87
4.	<b>Josh Jacobs</b>	<b>11/27/22</b>	<b>Rush</b>	<b>86</b>

The rush is also the eighth longest run in franchise history and the longest since 2014 (Latavius Murray, 90-yard TD vs. KC; 22/20/14).

### LONGEST RUNS IN RAIDERS HISTORY

Rank	Player	Date	Yards
1.	Terrelle Pryor	10/27/13	93
2.	Bo Jackson	11/5/89	92
3.	Bo Jackson	11/30/87	91
4.	Latavius Murray	11/20/14	90
5.	Kenny King	10/12/80	89
6.	Bo Jackson	12/16/90	88
7.	Jack Larscheid	10/16/60	87
8.	<b>Josh Jacobs</b>	<b>11/27/22</b>	<b>86</b>

Jacobs totaled 109 yards and a touchdown on five carries in overtime in Week 12. His 109 rushing yards are the most in overtime since 1991.

### OVERTIME RUSHING YARDS - SINCE 1991

Rank	Player	Date	Yards
1.	<b>Josh Jacobs</b>	<b>11/27/22</b>	<b>109</b>
2.	Garrison Hearst	09/06/98	100
3.	Derrick Ward	12/21/08	88
4.	Jay Ajayi	12/24/16	87
5.	Deuce McAllister	11/16/03	83
6.	<b>Josh Jacobs</b>	<b>01/09/22</b>	<b>69</b>





**RAIDERS LEADER IN FOUR**

Jacobs owns 4,740 career rushing yards since entering the league in 2019, surpassing Marcus Allen (4,638) for the most rushing yards by a Raiders back through their first four seasons.

**RUSHING YARDS IN FIRST 4 SEASONS - RAIDERS HISTORY**

Rank	Player	Seasons	Yards
1.	<b>Josh Jacobs</b>	<b>2019-22</b>	<b>4,740</b>
2.	Marcus Allen	1982-85	4,638
3.	Napoleon Kaufman	1995-98	3,579
4.	Mark Van Eeghen	1974-77	3,021
5.	Bo Jackson	1987-90	2,782

**HISTORIC SEASON**

In his fourth NFL season, **RB Josh Jacobs** rushed 340 times for 1,653 yards (4.9 avg.) and 12 rushing touchdowns. Jacobs recorded second most rushing yards in a single season in Raiders history, just behind Hall of Fame running back Marcus Allen's 1985 MVP season - also his fourth season in the NFL.

**SINGLE-SEASON RUSHING**

**1985 MVP SEASON                      2022 SEASON**

CARRIES	
380	340
RUSH YARDS	
1,759	1,653
YARDS PER CARRY	
4.6	4.9
RUSH TDs	
11	12
<b>ALLEN</b>	<b>JACOBS</b>

**PRO BOWL JOSH**

Jacobs was selected to the 2023 Pro Bowl, his second career Pro Bowl selection (2020).

He is just the second back in Raiders history to earn multiple Pro Bowl selections in their first four seasons in the NFL.

**PRO BOWL SELECTIONS IN FIRST FOUR SEASONS (RAIDERS HISTORY)**

Rank	Player	PBs
1.	Marcus Allen	3
2t.	Josh Jacobs	2
2t.	Marv Hubbard	2

**1,500**

In Week 16 of 2022, Jacobs surpassed 1,500 rushing yards in 2022, becoming just the second player in franchise history to rush for over 1,500 yards in a single season, joining Hall of Fame Raider Marcus Allen (1985).

**1,500 RUSHING YARDS IN A SEASON - RAIDERS HISTORY**

Rank	Player	Season	Yards
1.	Marcus Allen	1985	1,759
2.	<b>Josh Jacobs</b>	<b>2022</b>	<b>1,653</b>

Jacobs is now also one of only seven players in the NFL over the last 10 seasons (2013-22) to rush for 1,500+ yards and 10+ touchdowns in a single season.

**1,500+ RUSH YDS & 10+ RUSH TDS - SINCE 2013**

Player	Season	Yards	TDs
<b>Josh Jacobs</b>	<b>2022</b>	<b>1,608</b>	<b>12</b>
Derrick Henry	2022	1,538	13
Jonathan Taylor	2021	1,811	18
Derrick Henry	2020	2,027	17
Dalvin Cook	2020	1,557	16
Derrick Henry	2019	1,540	16
Ezekiel Elliot	2016	1,631	15
DeMarco Murray	2014	1,845	13

**ELITE COMPANY**

Jacobs has now become only the 15th running back in NFL history to record 7+ rushing touchdowns in each of their first four seasons. 10 of the 15 running backs that have accomplished the feat are in the Pro Football Hall of Fame.

**7+ RUSH TDs IN FIRST FOUR SEASONS - NFL HISTORY**

No.	Player	Seasons
1.	<b>Josh Jacobs</b>	<b>2019-22</b>
2.	Nick Chubb	2018-21
3.	Adrian Peterson	2007-10
4.	Maurice Jones-Drew	2006-09
5.	LaDarian Tomlinson*	2001-04
6.	Terrell Davis*	1995-98
7.	Marshall Faulk*	1994-97
8.	Emmitt Smith*	1990-93
9.	Barry Sanders*	1989-92
10.	Roger Craig	1983-86
11.	Eric Dickerson*	1983-86
12.	Marcus Allen*	1982-85
13.	Earl Campbell*	1978-81
14.	Walter Payton*	1975-78
15.	Jim Brown*	1957-60

\* **Pro Football Hall of Fame**

## 10-PIECE TDs

In the Week 13 win over the Chargers last season, **Jacobs** reached 10 rushing touchdowns on the season, his second career season with 10+ rushing touchdowns (2020, 12). He is one of only eight players with multiple seasons of 10+ rushing touchdowns since 2019.

### SEASONS WITH 10+ RUSH TDs - SINCE 2019

Rank	Player	Seasons
1.	Derrick Henry	4
2.	Ezekiel Elliot	3
<b>3t.</b>	<b>Josh Jacobs</b>	<b>2</b>
3t.	Jonathan Taylor	2
3t.	Nick Chubb	2
3t.	Dalvin Cook	2
3t.	Jalen Hurts	2
3t.	Austin Ekeler	2

Jacobs is now also only the second player in Raiders history with multiple seasons of 10+ rushing touchdowns in their first four years in the NFL.

### SEASONS WITH 10+ RUSH TDs IN FIRST FOUR SEASONS

Rank	Player	Seasons
1.	Marcus Allen	3
2.	<b>Josh Jacobs</b>	<b>2</b>

## 1,200+ AND 7+

In Week 12 against Seattle last season, Jacobs surpassed 1,200 scrimmage yards on the season, becoming the seventh player in NFL history to record 1,200 yards and 7+ touchdowns in each of his first four seasons, joining Adrian Peterson, Barry Sanders, Earl Campbell, Eric Dickerson, LaDainian Tomlinson and Terrell Davis.

### 1,200 SCRIM. YDS & 7+ TDS - FIRST FOUR SEASONS

#### SEASONS

	<b>BARRY SANDERS</b>	<b>4</b>
	<b>EARL CAMPBELL</b>	<b>4</b>
	<b>ERIC DICKERSON</b>	<b>4</b>
	<b>LADAINIAN TOMLINSON</b>	<b>4</b>
	<b>TERRELL DAVIS</b>	<b>4</b>
	<b>JOSH JACOBS</b>	<b>4</b>
	<b>ADRIAN PETERSON</b>	<b>4</b>

## HISTORIC PERFORMANCE

In the Week 12 win over the Seahawks last season, Jacobs posted a career-high 303 total yards from scrimmage - he rushed 33 times for 229 yards (6.9 avg.) and two touchdowns and caught six passes for 74 yards (12.3 avg.).

His 303 total yards from scrimmage are the most in a single game in Raiders history.

### SINGLE-GAME TOTAL YARDS - RAIDERS HISTORY

Rk	Player	Date	Rush Yds.	Rec. Yds.	Total
<b>1.</b>	<b>Josh Jacobs</b>	<b>11/27/22</b>	<b>229</b>	<b>74</b>	<b>303</b>
2.	Clem Daniels	10/20/63	200	56	256
3.	Clem Daniels	09/15/63	76	172	248
4.	Art Powell	12/22/63	0	247	247
5.	Michael Bush	11/10/11	157	85	242

Jacobs is just the sixth player in NFL history with at least 300 scrimmage yards and multiple scrimmage touchdowns in a single game - the first since 2007.

### 300+ SCRIMMAGE YARDS & 2+ TDS - NFL HISTORY

Rank	Player	Date	Scrim Yards	TDs
<b>1.</b>	<b>Josh Jacobs</b>	<b>11/27/22</b>	<b>303</b>	<b>2</b>
2.	Adrian Peterson	11/04/07	315	3
3.	Priest Holmes	11/24/02	307	3
4.	Stephone Paige	12/22/85	309	2
5.	Billy Cannon	12/10/61	330	5
6.	Cloyce Box	12/03/50	302	4

Jacobs rushed 33 times for a career-high 229 yards (6.9 avg.) and two touchdowns. His 229 rushing yards are the most in a single game in Raiders history and the most in a single game in the NFL since the 2020 season.

### SINGLE-GAME RUSHING YARDS - 2022 SEASON

Rank	Player	Week	Yards
<b>1.</b>	<b>Josh Jacobs</b>	<b>12</b>	<b>229</b>
2.	Derrick Henry	8	219
3.	Justin Fields	9	178

### SINGLE-GAME RUSHING YARDS - RAIDERS HISTORY

Rank	Player	Date	Yards
<b>1.</b>	<b>Josh Jacobs</b>	<b>11/27/22</b>	<b>229</b>
2.	Napoleon Kaufman	10/19/97	227
3.	Bo Jackson	11/30/97	221
4.	Clem Daniels	10/20/63	200

Jacobs 6.9 yards per carry average in the game is the best average in a single game in franchise history (min. 30 attempts), and his performance is only the 14th in the NFL since 2000 of 6.9 yards per carry or more among rushers who had 30+ attempts.

### SINGLE-GAME RUSHING AVERAGE - RAIDERS HISTORY

Rk	Player	Date	Rush Att.	Rush Yds.	Avg.
<b>1.</b>	<b>Josh Jacobs</b>	<b>11/27/22</b>	<b>33</b>	<b>229</b>	<b>6.9</b>
2.	Michael Bush	11/10/11	30	157	5.2
3.	Darren McFadden	09/19/10	30	145	4.8

Jacobs is the first player in Raiders history to rush for 225+ yards and 2+ touchdowns. He is also only the 19th player in the NFL since 2000 to accomplish the feat.

Jacobs also pulled in six receptions for a career-high 74 yards (tied for team lead), averaging 12.3 yards per reception. His 74 receiving yards were the most by a Raiders running back in a single game since 2016 (Jamize Olawale, 90 vs. HOU; 11/21/16).

## STAT SHEET STUFFER

In Week 12 against the Seahawks last season, Jacobs notched his second straight game with 100+ rushing yards and 50+ receiving yards. He is the first player in Raiders history to record two consecutive games with that stat line and the fourth player in team history with multiple of such games.

He is the first Raider since 2013 to record 100+ rushing yards and 50+ receiving yards in a single game.

### SINGLE GAME WITH 100+ RUSH YDS & 50+ REC. YDS. (SINCE 2010)

Player	Date	Rush Yds	Rec. Yds
<b>Josh Jacobs</b>	<b>11/27/22</b>	<b>229</b>	<b>74</b>
<b>Josh Jacobs</b>	<b>11/20/22</b>	<b>109</b>	<b>51</b>
Rashad Jennings	11/03/13	102	74
Marcel Reece	11/18/12	103	90
Michael Bush	11/10/11	157	85
Darren McFadden	12/12/10	123	86

## RAREFIED AIR

In his 49th career game - the Week 7 win over the Texans in 2022 - Jacobs reached 3,720 career rushing yards, surpassing Hall of Fame running back Marcus Allen (3,688) for the most rushing yards in franchise history in a player's first 50 career games.

### RAIDERS RUSHING LEADERS - FIRST 50 GAMES

Rank	Player	Seasons	Yards
<b>1.</b>	<b>Josh Jacobs</b>	<b>2019-20</b>	<b>3,763</b>
2.	Marcus Allen	1982-85	3,688
3.	Darren McFadden	2008-12	2,898
4.	Napoleon Kaufman	1995-98	2,824
5.	Bo Jackson	1987-90	2,782

He is also one of nine players in the NFL over the last five seasons (2018-21) to reach 34 career rushing touchdowns in 50 games or less. Among players in their first 50 career games since 2000, his 34 rushing touchdowns rank tied for 11th.

### RUSHING TDs IN FIRST 50 GAMES - SINCE 2000

Rank	Player	Seasons	TDs
1.	Larry Johnson	2003-07	47
2t.	Arian Foster	2009-12	43
2t.	Adrian Peterson	2007-10	43
4.	LaDainian Tomlinson	2001-04	39
5t.	Maurice Jones-Drew	2006-09	38
5t.	Todd Gurley	2015-18	38
7.	Clinton Portis	2002-05	37
8.	Dalvin Cook	2017-21	36
9t.	Ezekiel Elliot	2016-19	35
9t.	Aaron Jones	2017-20	35
<b>11t.</b>	<b>Josh Jacobs</b>	<b>2019-22</b>	<b>34</b>
11t.	Shaun Alexander	2000-03	34
11t.	Chris Johnson	2008-11	34

## GIVE HIM 1,000

In Week 12 against Seattle last season, Jacobs eclipsed 1,000 rushing yards on the season, becoming the third player in club history with three seasons of at least 1,000 rushing yards - he joins Marcus Allen (1983-85) and Mark van Eeghen (1976-78) as the only players to accomplish the feat.

### SEASONS OF 1,000 RUSHING YARDS - RAIDERS HISTORY

No.	Player	Seasons
<b>1t.</b>	<b>Josh Jacobs</b>	<b>3</b>
1t.	Marcus Allen	3
1t.	Mark van Eeghan	3

## THREE PEAT

From Week 10-12 of 2022, Jacobs notched his second three-game streak of 100+ yards this season, only the seventh time in Raiders history a player has recorded three straight games with 100+ rushing yards - the first since 1997 (Napoleon Kaufman).

### CONSECUTIVE 100-YARD GAMES - RAIDERS HISTORY

Player	Games	Season	Tot Yards
Marcus Allen	11	1985-86	1,368
<b>Josh Jacobs</b>	<b>3</b>	<b>2022 (W 10-12)</b>	<b>482</b>
<b>Josh Jacobs</b>	<b>3</b>	<b>2022 (W 4-7)</b>	<b>441</b>
Napoleon Kaufman	3	1997	428
Bo Jackson	3	1990	363
Bo Jackson	3	1989	406
Marv Hubbard	3	1974	335

**Jacobs** rushed for 144 yards and one touchdown in Week 4 of 2022, 154 yards and two touchdowns in Week 5 and 143 yards and three touchdowns in Week 7 - only the ninth time in NFL history (first since 2019; Derrick Henry) a player has rushed for 140+ yards and at least one touchdown in three consecutive games and the first time in Raiders history.

### CONSECUTIVE GAMES WITH 140+ RUSH YDS & 1+ RUSH TD (NFL HISTORY)

Player	Games	Season	Yards	TDs
<b>Josh Jacobs</b>	<b>3</b>	<b>2022</b>	<b>441</b>	<b>6</b>
Derrick Henry	3	2019	496	5
Adrian Peterson	3	2012	576	4
Larry Johnson	3	2005	450	7
Ricky Williams	3	2002	587	6
Eric Dickerson	3	1984	555	6
Eric Dickerson	3	1983	533	6
O.J. Simpson	3	1976	647	4
Jim Brown	3	1958	515	8

**Jacobs'** 482 rushing yards From Weeks 10-12 last season are the most rushing yards by a Raiders running back in a three-game span in franchise history, surpassing Marcus Allen's 464 rushing yards over three games in 1985 (Nov. 24-Dec. 18, 1985).

## TOUGH YARDS

According to NextGen Stats, **Jacobs** averaged 3.9 yards after contact in 2022, tied for the best average in the NFL (min. 250 att.).

### RUSHING YDS AFTER CONTACT - (MIN. 200 ATT.)

Rank	Player	Team	YAC/C
1t.	<b>Josh Jacobs</b>	LV	3.9
1t.	Nick Chubb	CLE	3.9
2t.	Derrick Henry	TEN	3.6
4.	Miles Sanders	PHI	3.5
5.	Dalvin Cook	MIN	3.4

In Week 12 at Seattle, Jacobs racked up 179 rushing yards after contact, the second most in a single game in the NFL this season.

### SINGLE GAME RUSHING YDS AFTER CONTACT - 2022

Rank	Player	Week	YACcontact
1.	Derrick Henry	8	182
2.	<b>Josh Jacobs</b>	12	179
3t.	Khalil Herbert	3	148
3t.	Jonathan Taylor	1	148

## PER GAME LEADERS

**Jacobs** finished the season averaging 97.24 rushing yards per game in 2022, the best average in the league. In fact, he averaged more rushing yards per game by himself than four teams in the NFL.

### RUSHING YARDS PER GAME - 2022 SEASON

Rank	Player	Rush Yds/G
1.	<b>Josh Jacobs</b>	97.2
2.	Derrick Henry	96.1
3.	Nick Chubb	89.7
4.	Saquon Barkley	82.0

## MAKING HISTORY

In Week 11 last season, **Jacobs** reached 930 rushing yards and seven rushing touchdowns in 2022, becoming the 10th player in NFL history with 850+ rushing yards and 7+ rushing touchdowns in each of his first four seasons - seven of the other nine players to accomplish the feat are in the Pro Football Hall of Fame.

### 850+ RUSH YDS & 7+ TDs IN FIRST 4 SEASONS - NFL HISTORY

No.	Player	Seasons
1.	<b>Josh Jacobs</b>	2019-22
2.	Nick Chubb	2018-21
3.	Adrian Peterson	2007-10
4.	LaDarian Tomlinson*	2001-04
5.	Terrell Davis*	1995-98
6.	Emmitt Smith*	1990-93
7.	Barry Sanders*	1989-92
8.	Eric Dickerson*	1983-86
9.	Earl Campbell*	1978-81
10.	Jim Brown*	1957-60

\* Pro Football Hall of Fame

## BIG DAY VS. BRONCOS

**RB Josh Jacobs** had a career day in Week 4 last season, notching 144 rushing yards and two touchdowns on 28 carries (5.1 avg.).

Other than his own performance in Week 18 of 2021, his 5.1 rushing average against the Broncos is only the ninth performance of over 5.0 yards per carry on at least 25 attempts by a Raider since 2000 - and the first since 2015.

### GAMES WITH 5.0+ AVG. ON 25+ CARRIES - SINCE 2015

Player	Date	Yards	Carries	Avg.	TDs
<b>Josh Jacobs</b>	10/2/22	144	28	5.1	2
<b>Josh Jacobs</b>	1/9/22	132	26	5.1	1
Latavius Murray	9/27/15	139	26	5.3	1

## TDS IN THE FIRST FOUR

**RB Josh Jacobs** owns 40 rushing touchdowns in his four seasons with the Raiders, a mark that ranks second in franchise history through a players first four seasons with the team, trailing only Marcus Allen's 44 touchdown runs posted between 1982 and 1985. He is also one of 20 players in NFL history to reach 40+ rushing touchdowns in their first four seasons.

Jacobs has rushed for multiple TDs in 11 games through his first four seasons and is one of only three players in the NFL with seven-plus rush TDs in each of past four seasons. Shown below is the list of players to accomplish the feat:

### ----SEASONS WITH 7+ RUSH TDs (SINCE 2019) ----

Rank	Player	Seasons with 7+
1t.	<b>Josh Jacobs</b>	4
1t.	Nick Chubb	4
1t.	Derrick Henry	4

In 2021, Jacobs recorded 1,220 scrimmage yards (872 rushing, 348 receiving) and nine rushing touchdowns and is one of three players in the NFL (Nick Chubb and Ezekiel Elliott) with at least 1,200 scrimmage yards and seven touchdowns in each of the past three seasons.



**RUSHING YARDS PER GAME**

Below shows where **RB Josh Jacobs** finished in each of his first four seasons in yards per game ranking in the NFL:

----- **2022 RUSHING YARDS PER GAME** -----

Rank	Player	Team	Rush Yds/G
1.	<b>Josh Jacobs</b>	<b>Raiders</b>	<b>97.2</b>
2.	Derrick Henry	Titans	96.1
3.	Nick Chubb	Browns	89.7
4.	Saquon Barkley	Giants	82.0
5.	Jonathan Taylor	Colts	78.3

----- **2021 RUSHING YARDS PER GAME** -----

Rank	Player	Team	Rush Yds/G
1.	Jonathan Taylor	Colts	106.5
2.	Nick Chubb	Browns	89.9
3.	Dalvin Cook	Vikings	89.2
4.	Joe Mixon	Bengals	75.3
5.	Najee Harris	Steelers	70.6
6.	Alvin Kamara	Saints	69.1
7.	David Montgomery	Bears	65.3
8.	Antonio Gibson	Commanders	64.8
9.	Damien Harris	Patriots	61.9
10.	Ezekiel Elliot	Cowboys	58.9
11.	<b>Josh Jacobs</b>	<b>Raiders</b>	<b>58.1</b>

----- **2020 RUSHING YARDS PER GAME** -----

Rank	Player	Team	Rush Yds/G
1.	Derrick Henry	Titans	126.7
2.	Dalvin Cook	Vikings	111.2
3.	Nick Chubb	Browns	88.9
4.	Aaron Jones	Packers	78.9
5.	Jonathan Taylor	Colts	77.9
6.	James Robinson	Jaguars	76.4
7.	Miles Sanders	Eagles	72.3
8t.	David Montgomery	Bears	71.3
8t.	Joe Mixon	Bengals	71.3
10.	<b>Josh Jacobs</b>	<b>Raiders</b>	<b>71.0</b>

----- **2019 RUSHING YARDS PER GAME** -----

Rank	Player	Team	Rush Yds/G
1.	Derrick Henry	Titans	102.7
2.	Nick Chubb	Browns	93.4
3.	<b>Josh Jacobs</b>	<b>Raiders</b>	<b>88.5</b>
4.	Christian McCaffrey	Panthers	86.7
5.	Ezekiel Elliott	Cowboys	84.8

**RAIDERS RUSHING LEADER**

In Week 16 of 2021 against the Denver Broncos, **RB Josh Jacobs** surpassed Marcus Allen for most rushing yards in franchise history by a player in his first three seasons. Jacobs is the only player in franchise history to rush for 1,000 yards in each of his first two seasons.

-- **Most Rushing Yards In First Three Seasons (Raiders)--**

Rank	Player	Years	Yards
1.	<b>Josh Jacobs</b>	<b>2019-21</b>	<b>3,087</b>
2.	Marcus Allen	1982-84	2,879
3.	Napoleon Kaufman	1995-97	2,658
4.	Bo Jackson	1987-89	2,084
5.	Darren McFadden	2008-10	2,013

**ALL-TIME SINGLE-SEASON LEADERS**

In Week 12 of 2022, **RB Josh Jacobs** eclipsed 1,000 yards in his 11th game of the season. He is one of four players in franchise history to reach 1,000 through the first 11 games of a season. Jacobs is also the only rookie in franchise history to cross 1,000 yards in a single season. Jacobs crossed the 1,000-yard mark in 2020 and became just the third player in club history to record multiple seasons with 1,000 rushing yards. Jacobs is just the 33rd player in NFL history and first in club history to begin his career with back-to-back 1,000-yard campaigns.

Here is where Jacobs' seasons rank in Raiders history:

-- **RAIDERS SINGLE-SEASON RUSHING LEADERS** --

Rank	Player	Year	Rushing Yards
1.	Marcus Allen	1985	1,759
2.	<b>Josh Jacobs</b>	<b>2022</b>	<b>1,653</b>
3.	Napoleon Kaufman	1997	1,294
4.	Mark van Eeghen	1977	1,273
5.	Marcus Allen	1984	1,168
6.	Darren McFadden	2010	1,157
7.	<b>Josh Jacobs</b>	<b>2019</b>	<b>1,150</b>
8.	Harvey Williams	1995	1,114
9.	Marv Hubbard	1972	1,100
10.	Clem Daniels	1963	1,099
11.	Mark van Eeghen	1978	1,080
12.	Latavius Murray	2015	1,066
13.	<b>Josh Jacobs</b>	<b>2020</b>	<b>1,065</b>
14.	Tyrone Wheatley	2000	1,046
15.	LaMont Jordan	2005	1,025
16.	Marcus Allen	1983	1,014
17.	Mark van Eeghen	1976	1,012
18.	Justin Fargas	2007	1,009
19.	Harvey Williams	1994	983
20.	Michael Bush	2011	977
21.	Charlie Garner	2002	962
22.	Bo Jackson	1989	950
23.	Tyrone Wheatley	1999	936
24.	Napoleon Kaufman	1998	921
25.	Marv Hubbard	1973	903
26.	Marshawn Lynch	2017	891
27.	Clem Daniels	1965	884
28.	Napoleon Kaufman	1996	874
29.	<b>Josh Jacobs</b>	<b>2021</b>	<b>872</b>
30.	Marv Hubbard	1971	867
31t.	Hewritt Dixon	1968	865
31t.	Marv Hubbard	1974	865

**TAKING DOWN THE TEXANS**

In Week 7 against the Texans, **RB Josh Jacobs** finished with 143 rushing yards and three rushing touchdowns on 20 carries (7.2 avg.). He joins Marcus Allen and Darren McFadden as the only three running backs in franchise history to rush for 140+ yards and 3+ touchdowns in a single game - the first since 2010 (Darren McFadden). No other running back in the NFL has accomplished the feat so far in 2022.

**SINGLE GAME WITH 140+ RUSHING YARDS & 3 RUSHING TDs**

Player	Date	Rush Yards	Rush TDs
<b>Josh Jacobs</b>	<b>10/23/22</b>	<b>143</b>	<b>3</b>
Darren McFadden	10/24/10	165	3
Marcus Allen	12/02/84	155	3

Among players with at least 20 carries, his 7.2 yards per carry are the most by a Raiders' back in a single game since 2007 (Justin Fargas, 8.1).

His 7.2 average is also the best mark in a single game in the NFL since 1991 (min 20 att) for player without a run of 20+ yards.

# MICHAEL MAYER NOTES



**TE Michael Mayer** joins the Silver and Black in 2023 after being drafted by the Raiders in the second round (35th overall) of the 2023 NFL Draft...A three-year starter at Notre Dame (2020-22), appeared in 36 games with 28 starts and set program records for tight ends with 180 receptions for 2,099 yards (11.7 avg.) and 18 touchdowns...As a junior in 2022, started all 12 games and recorded 67 receptions for 809 yards and a career-high nine TDs... Named First Team Associated Press All-American.

## YOUNGEST TD

Mayer notched his first career touchdown in Week 10 at 22 years and 129 days old, the eighth youngest tight end to record a receiving touchdown in Raiders history and the youngest since 2007 (Zach Miller).

## YOUNGEST TE TOUCHDOWN SCORERS - RAIDERS HISTORY

Rank	Player	Date	Age
1.	Zach Miller	10/14/07	21.841
2.	Teyo Johnson	10/12/03	21.869
3.	Zach Miller	12/2/07	21.975
4.	Zach Miller	12/23/07	22.033
5.	Raymond Cheter	10/11/70	22.285
6.	Raymond Chester	10/25/70	22.323
7.	Raymond Chester	11/01/70	22.342
8.	<b>Michael Mayer</b>	<b>11/12/23</b>	<b>22.353</b>

Mayer is now one of 14 tight ends in Raiders history to record a receiving touchdown in the first 10 career games of his rookie season.

## RAIDERS ROOKIE TEs THROUGH FIRST 10 CAREER GAMES

No.	Player	Rec. TDs
1.	Raymond Chester	6
2.	Foster Moreau	4
3.	Rickey Dudley	4
4.	Clive Walford	4
5.	Dave Casper	3
6.	Mychal Rivera	2
7.	Andrew Glover	2
8.	<b>Michael Mayer</b>	<b>1</b>
9.	Zach Miller	1
10.	Mario Perry	1
11.	Doug Jolley	1
12.	John Madsen	1
13.	Courtney Anderson	1
14.	Teyo Johnson	1

## MAYER IN 2023

Mayer is averaging 11.5 yards per reception in 2023, the sixth best mark in the NFL among tight ends (min. 20 catches).

YARDS PER RECEPTION AMONG TEs - 2023 SEASON			
Rank	Player	Team	YAC/C
1.	George Kittle	SF	15.3
2.	Noah Fant	SEA	14.1
3.	Kyle Pitts	ATL	12.5
4.	Mark Andrews	BAL	12.1
5.	Kylen Granson	IND	12.0
6.	<b>Michael Mayer</b>	<b>LV</b>	<b>11.5</b>
7.	Dalton Schultz	HOU	11.4
8t.	Jonnu Smith	ATL	11.2
8t.	Travis Kelce	KC	11.2
8t.	Noah Gray	KC	11.2
8t.	Jake Ferguson	DAL	11.2

On third down in 2023, Mayer has pulled in eight receptions for 107 yards (13.4 avg.). His 107 yards on third down plays are tied for the 13th most in the NFL this season among tight ends.

**RAIDERS ROOKIE TE**

In the Week 6 win over the Patriots, **TE Michael Mayer** established single-game career highs with five receptions for a team-high 75 receiving yards (15.0 avg.). His 75 yards are the seventh most in a single game by a Raiders tight end in their rookie season - the most since 2007 (Zach Miller - 84 vs. SD, 12/30/07).

**SINGLE GAME REC. YARDS - RAIDERS ROOKIE TE's**

Rank	Player	Date	Rec. Yds
1.	Mike Dyal	12/03/89	134
2.	Raymond Chester	10/19/70	110
3.	Raymond Chester	10/25/70	107
4.	Doug Jolley	12/08/02	104
5.	Raymond Chester	09/20/70	89
6.	Zach Miller	12/30/07	84
7.	<b>Michael Mayer</b>	<b>10/15/23</b>	<b>75</b>

His five receptions are also tied for the sixth most in a single game among Raiders rookie tight ends - the most since 2015 (Clive Walford - 5 vs. KC, 12/6/15).

-----

This is also just the third time in Raiders history - the first time since 1970 - that a Raiders tight end recorded 5+ receptions and 75+ receiving yards in one of his first six career games (Raymond Chester twice; last: 10/25/1970 vs. PIT - 5 receptions, 107 receiving yards).

**5+ REC., 75+ REC. YDS. IN A GAME - RAIDERS TE (FIRST 6 GAMES)**

Rank	Player	Date	Rec.	Yds.
1.	Raymond Chester	10/19/70	8	110
2.	Raymond Chester	10/25/70	5	107
3.	<b>Michael Mayer</b>	<b>10/15/23</b>	<b>5</b>	<b>75</b>





**WR Jakobi Meyers** joins the Silver and Black in 2023 for his fifth NFL season after spending his first four seasons with the Patriots... Has played in 60 career games with 39 starts and totaled 235 receptions for 2,758 yards and eight TDs...Has played in one postseason contest and recorded six receptions for 40 yards... Last season...Played in 14 games with 13 starts and recorded 67 receptions for 804 yards and a career-high six TDs...In 2021, appeared in all 17 games with 16 starts and totaled career highs in catches (83) and receiving yards (866) while adding two scores... Played in 14 games with nine starts in 2020, posting 59 receptions for 729 yards...As a rookie, appeared in 15 games with one start and recorded 26 receptions for 359 yards...Career totals include 60 games played with 39 starts, totaling 235 receptions for 2,758 yards and eight TDs.

## UNDRAFTED GEM

After Week 13, Meyers owns 3,374 career receiving yards, the 12th most in NFL history among undrafted players in their first 72 career games.

### RECEIVING YARDS IN 72 GAMES - UNRAFTED PLAYERS

Rank	Player	Seasons	Rec. Yards
1.	Victor Cruz	2010-16	4,549
2.	Antonio Gates	2003-07	4,107
3.	Drew Pearson	1973-77	4,034
4.	Wayne Chrebet	1995-98	3,848
5.	Alfred Jenkins	1975-80	3,780
6.	Robbie Chosen	2016-20	3,810
7.	Rod Smith	1995-99	3,681
8.	Adam Thielen	2014-18	3,346
9.	Bob Tucker	1970-74	3,434
10.	Drew Bennett	2001-06	3,402
11.	Willie Davis	1991-96	3,379
12.	<b>Jakobi Meyers</b>	<b>2019-23</b>	<b>3,374</b>

Meyers also has the fifth most receptions in NFL history by an undrafted player in his first 72 career games.

## UNDRAFTED RAIDERS

In his first season with the Raiders, Meyers has posted 57 receptions for 616 yards (10.8 avg.) and six touchdowns. Among undrafted players in Raiders history, his 57 receptions are tied for the most in franchise history through the first 12 games of a single season.

### RECEPTIONS THROUGH FIRST 13 GAMES - UNRAFTED PLAYERS (RAIDERS HISTORY)

Rank	Player	Season	Receptions
1t.	<b>Jakobi Meyers</b>	<b>2023</b>	<b>57</b>
1t.	Jalen Richard	2018	57
3.	Rod Streater	2013	50
4.	Marcel Reece	2012	47
5.	Billy Lott	1960	45

His 616 receiving yards are the ninth most in Raiders history among undrafted players in the first 13 games of a single season.

### RECEPTIONS IN 72 GAMES - UNRAFTED PLAYERS

Rank	Player	Seasons	Receptions
1.	Antonio Gates	2003-07	325
2.	Wayne Chrebet	1995-99	315
3.	Victor Cruz	2010-16	303
4.	Davone Bess	2008-12	298
5.	<b>Jakobi Meyers</b>	<b>2019-23</b>	<b>292</b>
6.	Austin Ekeler	2017-21	282



## UDFAs SINCE 2019

Among undrafted players in the NFL since 2019, Meyers ranks third in receptions (287), second in receiving yards (3,270) and second in receiving first downs (148).

### RECEPTIONS AMONG UNRAFTED PLAYERS - SINCE 2019

Rank	Player	Team	Receptions
1.	Austin Ekeler	LAC	359
2.	Adam Thielen	CAR	326
3.	<b>Jakobi Meyers</b>	<b>LV</b>	<b>292</b>

### REC. YARDS AMONG UNRAFTED PLAYERS - SINCE 2019

Rank	Player	Team	Rec. Yards
1.	Adam Thielen	CAR	3,612
2.	<b>Jakobi Meyers</b>	<b>LV</b>	<b>3,374</b>
3.	Austin Ekeler	LAC	3,109

### REC. 1Ds AMONG UNRAFTED PLAYERS - SINCE 2019

Rank	Player	Team	Rec. 1D
1.	Adam Thielen	CAR	200
2.	<b>Jakobi Meyers</b>	<b>LV</b>	<b>169</b>
3.	Austin Ekeler	LAC	145
4.	Allen Lazard	NYJ	136

He also ranks tied for seventh in receiving touchdowns (14) among undrafted players.

### REC. TDs AMONG UNRAFTED PLAYERS - SINCE 2019

Rank	Player	Team	Rec. TD
1.	Adam Thielen	CAR	40
2.	Austin Ekeler	LAC	24
3.	Allen Lazard	NYJ	21
4.	Kendrick Bourne	NE	17
5.	Robert Tonyan	CHI	16
6.	Robbie Chosen	MIA	15
7t.	<b>Jakobi Meyers</b>	<b>LV</b>	<b>14</b>
7t.	Zach Pascal	ARI	14

## TWO TUGS

Meyers pulled in two touchdown receptions in the Week 1 win over the Broncos. He becomes just the third player in Raiders history - the first since 1980 - to record two receiving touchdowns in his Raiders debut.

### 2+ RECEIVING TOUCHDOWNS IN RAIDERS DEBUT

Rank	Player	Date	TDs
1t.	<b>Jakobi Meyers</b>	<b>09/10/23</b>	<b>2</b>
1t.	Bob Chandler	09/07/80	2
1t.	Mike Siani	09/17/72	2

Meyers was one of five players in the NFL in Week 1 to record two receiving touchdowns.

### 2+ RECEIVING TOUCHDOWNS - 2023 WEEK 1

Rank	Player	Team	TDs
1t.	<b>Jakobi Meyers</b>	<b>LV</b>	<b>2</b>
1t.	Tyreek Hill	MIA	2
1t.	Kendrick Bourne	NE	2
1t.	Brandon Aiyuk	SF	2
1t.	Romeo Doubs	GB	2

## 700-CLUB

Meyers logged 729 receiving yards in 2020, 866 yards in 2021 and 804 yards in 2022. His three consecutive seasons with 700+ receiving yards are tied with Adam Thielen for the longest active streak among undrafted players.

### ACTIVE STREAKS - 700+ REC. YARDS (UNRAFTED PLAYERS)

Rank	Player	Seasons	Rec. Yds
1t.	<b>Jakobi Meyers</b>	<b>2020-22</b>	<b>2,399</b>
1t.	Adam Thielen	2020-22	2,367

Meyers' recorded 700+ receiving yards in three of his first four seasons in the NFL, tied for the most by an undrafted player since 2000.

### 700+ REC. YARD SEASONS - FIRST 4 SEASONS (UNRAFTED) (SINCE 2000)

Rank	Player	Seasons	Rec. Yds
1t.	<b>Jakobi Meyers</b>	<b>3</b>	<b>2,399</b>
1t.	Robbie Anderson	3	2,472
1t.	Doug Baldwin	3	2,391
1t.	Victor Cruz	3	3,626
1t.	Antonio Gates	3	2,989





**45**  
GAMES

**43**  
STARTS

**180**  
TACKLES

**3**  
TFL

**2.0**  
SACKS

**3**  
INT

**16**  
PD

**2**  
QBH

**S Tre'von Moehrig** is in his third year with the Silver and Black after being drafted 43rd overall in the 2021 NFL Draft...In 2022, appeared in 15 games with 13 starts and totaled 55 tackles and five passes defended...During his rookie season, started all 17 games and recorded 52 tackles, one INT and six passes defended...Career totals include 32 games played with 30 starts, totaling 107 tackles (70 solo), two tackles for loss, one INT and 11 passes defended.

**STAT SHEET STUFFER**

In 2023, **Moehrig** has 73 tackles, 2.0 sacks, one tackle for loss, two quarterback hits, five passes defended and a single-season career-high two interceptions. He is one of only 10 defensive backs with multiple sacks in 2023 and one of only four defensive backs with multiple sacks and interceptions this season.

**SAFETY RANKINGS**

As the nearest defender in 2023, **S Tre'von Moehrig** has been targeted 30 times and has only allowed 178 yards. His 178 yards allowed are the second fewest among safeties in the NFL with at least 30 targets.

**YARDS ALLOWED AS NEAREST DEFENDER - 2023 SAFETIES (MIN. 30 TARGETS)**

Rank	Player	Targets	Yds Allowed
1.	Geno Stone	30	156
2.	<b>Tre'von Moehrig</b>	<b>30</b>	<b>178</b>
3.	Tyrann Mathieu	30	181
4.	Harrison Smith	34	186

**DBs with 2.0+ SACKS - 2023 SEASON**

No.	Player	Sacks	INT
1.	<b>Tre'von Moehrig</b>	<b>2.0</b>	<b>2</b>
2.	Antoine Winfield	4.0	2
3.	Kyle Hamilton	3.0	2
4.	Ja'Quan McMillian	2.0	2
5.	P.J. Locke	3.0	1
6.	Arthur Maulet	2.0	1
7.	Roger McCreary	2.0	1
8.	Devon Witherspoon	3.0	1
9.	Harrison Smith	3.0	0
10.	Trent McDuffie	3.0	0



# AIDAN O'CONNELL NOTES



2023 NFL DRAFT PICK

**7** **6**  
GAMES STARTS

**134** **210** **63.8**  
COMP ATT PCT

**1,365** **4** **7**  
YDS TDS INT

**74.8**  
RATE

QB Aidan O'Connell was drafted by the Raiders in the fourth round (135th overall) of the 2023 NFL draft...O'Connell played in 33 games with 26 starts over five seasons (2018-22) at Purdue...Completed 826-of-1,328 passes for 9,219 yards and 65 TDs...A two-time All-Big Ten selection, finishing his career as the school's all-time leader in completion percentage (66.7), passer rating (141.8) and 500-yard passing games (two)...His five career 400-yard passing games and 14 career 300-yard passing games rank second in school history, trailing only QB Drew Brees...As a senior in 2022, started in all 12 games and completed 320-of-499 passes for 3,490 yards and 22 TDs...Earned Second Team All-Big Ten (Coaches, AP)...Led the Big Ten in passing yards per game (290.8) and completions per game (26.7), while ranking second in total passing yards (3,490) and third in passing touchdowns (22).

## FIRST SIX

In his first six starts, O'Connell has completed 124-of-197 passes (62.9%) for 1,290 yards, three touchdowns, six interceptions and a 74.2 passer rating.

His 62.9 completion percentage is the second best among quarterbacks in their first six starts in Raiders history (min. 100 attempts).

### COMP. PCT. THROUGH FIRST 5 CAREER STARTS - RAIDERS HISTORY

Rank	Player	Season	Comp	Att.	Pct.
2.	Ken Stabler	1970-71	89	133	66.9%
<b>1.</b>	<b>Aidan O'Connell</b>	<b>2023</b>	<b>124</b>	<b>197</b>	<b>62.9%</b>
3.	Terrelle Pryor	2011-13	102	166	61.4%

His 1,290 passing yards are the third most in franchise history for a quarterback through their first six career starts.

### PASS YDS THROUGH FIRST 6 CAREER STARTS - RAIDERS HISTORY

Rank.	Player	Season	Pass Yds
1.	Matt McGloin	2013	1,460
2.	Daryle Lamonica	1967	1,328
<b>3.</b>	<b>Aidan O'Connell</b>	<b>2023</b>	<b>1,290</b>
4.	Marc Wilson	1980-81	1,268
5.	Steve Beuerlein	1988	1,217

## RAIDERS ROOKIES

In Week 12, O'Connell completed 23-of-33 pass attempts (69.7%) for 248 yards, one touchdown and a 101.6 passer rating. O'Connell is the first Raiders rookie to have a 100.0+ passer rating in a game (min. 30 attempts) since Derek Carr had a 140.2 rating against San Francisco in Week 14, 2014.

### HIGHEST SINGLE-GAME PASSER RATING - RAIDERS ROOKIES (MIN. 30 ATTEMPTS)

No.	Player	Date	Rating
1.	Derek Carr	10/12/14	107.7
2.	Matt McGloin	11/17/13	105.9
<b>3.</b>	<b>Aidan O'Connell</b>	<b>11/26/23</b>	<b>101.6</b>

His 69.7 completion percentage is the third highest mark by a rookie in Raiders history (min. 30 attempts) and the highest since 2007 (JaMarcus Russell, 74.2 vs. SD; 12/30/07).

### HIGHEST SINGLE-GAME COMP. PCT. - RAIDERS ROOKIES (MIN. 30 ATTEMPTS)

Rank	Player	Date	Comp	Att.	Pct.
1.	Ken Stabler	12/30/07	23	31	74.2%
2.	Andrew Walter	12/23/06	27	37	73.0%
<b>3.</b>	<b>Aidan O'Connell</b>	<b>11/26/23</b>	<b>23</b>	<b>33</b>	<b>69.7%</b>
4.	Derek Carr	9/14/14	27	42	64.3%

## FIRST FIVE

In his first five starts, O'Connell has completed 103-of-165 passes (62.4%) for 1,119 yards, three touchdowns, five interceptions and a 75.8 passer rating.

His 62.4 completion percentage is the best among quarterbacks in their first five starts in Raiders history (min. 150 attempts).

### COMP. PCT. THROUGH FIRST 5 CAREER STARTS - RAIDERS HISTORY

Rank	Player	Season	Comp	Att.	Pct.
1.	<b>Aidan O'Connell</b>	<b>2023</b>	<b>103</b>	<b>165</b>	<b>62.4%</b>
2.	Derek Carr	2014	102	167	61.1%
3.	Matt McGloin	2013	91	160	56.9%

His 1,119 passing yards are the fourth most in franchise history for a quarterback through their first five career starts.

### PASSYDS THROUGH FIRST 5 CAREER STARTS - RAIDERS HISTORY

Rank	Player	Season	Pass Yds
1.	Matt McGloin	2013	1,254
2.	<b>Aidan O'Connell</b>	<b>2023</b>	<b>1,119</b>
3.	Steve Beuerlein	1988	1,105
4.	Derek Carr	2014	1,016
5.	Andrew Walter	2006	735

## FIRST FOUR

Through his first four starts, O'Connell has completed 80-of-132 passes (60.6%) for 871 yards, two touchdowns, five interceptions and a 69.3 passer rating. He has become just the sixth quarterback in Raiders history to throw for over 800 yards through his first four career starts - the first since Matt McGloin in 2013 (957).

### PASSING YARDS THROUGH FIRST 4 STARTS - RAIDERS HISTORY

Rank	Player	Passing Yds.
1.	Daryle Lamonica	1,050
2.	Todd Marinovich	1,015
3.	Matt McGloin	957
4.	Steve Beuerlein	923
5.	Marc Wilson	885
6.	<b>Aidan O'Connell</b>	<b>871</b>

Through a rookie quarterback's first four starts in Raiders history, O'Connell's 60.6 completion percentage is the second-best mark in franchise history (min. 100 attempts), only behind Derek Carr (63.2%).

### COMPLETION PCT. IN FIRST 4 STARTS - RAIDERS HISTORY

Rank	Player	Comp	Att.	Pct.
1.	Derek Carr	84	133	63.2%
2.	<b>Aidan O'Connell</b>	<b>80</b>	<b>132</b>	<b>60.6%</b>

O'Connell went 2-2 through his first four starts of his rookie season. He is the first Raiders QB to be .500 or better through four career starts since Steve Beuerlein (2-2) in 1988.

### QB WIN PCT. FIRST 4 STARTS (MIN. 4 GAMES) - RAIDERS HISTORY

Rank	Player	Seasons	W	L	Pct.
1.	Ken Stabler	1970-71	3	1	.750
2t.	<b>Aidan O'Connell</b>	<b>2023</b>	<b>2</b>	<b>2</b>	<b>.500</b>
2t.	Steve Beuerlein	1988	2	2	.500
2t.	Rusty Hilger	1987	2	2	.500
2t.	Marc Wilson	1981	2	2	.500

## FIRST THREE STARTS

In his first three starts, O'Connell has completed 56-of-91 passes (61.5%) for 600 yards, one touchdown, two interceptions and a 75.3 passer rating. His 600 passing yards are the second most through three starts by a rookie in Raiders history - only behind Matt McGloin (712).

### PASSING YARDS THROUGH FIRST 3 STARTS - RAIDERS ROOKIES

Rank	Player	Season	Pass Yds
1.	Matt McGloin	2013	712
2.	<b>Aidan O'Connell</b>	<b>2023</b>	<b>600</b>
3.	Derek Carr	2014	588

Through a rookie quarterback's first three starts in Raiders history, O'Connell's 61.5 completion percentage is the second-best mark in franchise history (min. 75 attempts), only behind Derek Carr (63.0%).

### PASS COMP. PCT. THROUGH FIRST 3 STARTS - RAIDERS ROOKIES

Rank	Player	Season	Cmp	Att.	Comp.%
1.	Derek Carr	2014	68	108	63.0%
2.	<b>Aidan O'Connell</b>	<b>2023</b>	<b>56</b>	<b>91</b>	<b>61.5%</b>
3.	Matt McGloin	2013	55	94	58.5%

His 75.3 passer rating is the second best mark in franchise history for a rookie quarterback through his first three starts, only behind Matt McGloin (87.7).

### PASSER RATING THROUGH FIRST 3 STARTS - RAIDERS ROOKIES

Rank	Player	Season	Passer Rtg.
1.	Matt McGloin	2013	87.7
2.	<b>Aidan O'Connell</b>	<b>2023</b>	<b>75.3</b>
3.	Derek Carr	2014	74.9

With the win in Week 10, O'Connell became the first rookie quarterback in Raiders history to win back-to-back starts. He is also the first Raiders rookie quarterback to win two of his first three career starts.

### QB WINS IN FIRST 3 CAREER STARTS - RAIDERS ROOKIES

Rank	Player	Season	W	L
1.	<b>Aidan O'Connell</b>	<b>2023</b>	<b>2</b>	<b>1</b>
2t.	Matt McGloin	2013	1	2
2t.	Larry Lawrence	1974	1	0
4.	Derek Carr	2014	0	3

O'Connell is also one of only six quarterbacks in Raiders history to win at least two of his first three career starts - the first since 1987 (Rusty Hilger).

### QB WINS IN FIRST 3 CAREER STARTS - RAIDERS QBs

Rank	Player	W	L
1.	Mike Rae	3	0
2t.	<b>Aidan O'Connell</b>	<b>2</b>	<b>1</b>
2t.	Rusty Hilger	2	1
2t.	Marc Wilson	2	1
2t.	Ken Stabler	2	1
2t.	Larry Lawrence	2	0

## SECOND START

O'Connell made his second career start in the Week 9 win over the Giants and completed 16-of-25 pass attempts (64.0%) for 209 yards and a 90.2 passer rating. His 64.0 completion percentage ranks third in franchise history among rookie quarterbacks in one of their first two starts - the best mark since 2014 (Derek Carr, 64.3).

### SINGLE GAME COMP. PCT IN FIRST TWO STARTS (RAIDERS HISTORY)

Rank	Player	Date	Cmp	Att.	Comp.%
1.	JaMarcus Russell	12/30/07	23	31	74.2%
2.	Derek Carr	09/14/14	27	42	64.3%
3.	<b>Aidan O'Connell</b>	<b>11/05/23</b>	<b>16</b>	<b>25</b>	<b>64.0%</b>

His 90.2 passer rating was the fifth best by a Raiders rookie quarterback in one of his first two career starts (min. 25 attempts) - the best since 2014 (Derek Carr, 94.7).

### SINGLE GAME COMP. PCT IN FIRST TWO STARTS (RAIDERS HISTORY)

Rank	Player	Date	Passer Rtg.
1.	Matt McGloin	11/17/13	105.9
2.	Todd Marinovich	12/22/91	100.3
3.	Derek Carr	09/07/14	94.7
4.	JaMarcus Russell	12/30/07	91.3
5.	<b>Aidan O'Connell</b>	<b>11/05/23</b>	<b>90.2</b>

## FIRST TWO STARTS

O'Connell recorded 447 total passing yards through his first two career starts. Among Raiders rookie quarterbacks in their first two career starts, his 447 yards are the second most in franchise history, only behind Matt McGloin (457 in 2013).

### PASSING YDS THROUGH FIRST 2 STARTS - RAIDERS ROOKIES

Rank	Player	Season	Pass Yds
1.	Matt McGloin	2013	457
2.	<b>Aidan O'Connell</b>	<b>2023</b>	<b>447</b>
3.	Derek Carr	2014	414
4.	Mike Rae	1976	313
5.	Steve Beuerlein	1988	300

O'Connell has completed 40-of-64 (62.5%) passes through his first two career starts. His 62.5 completion percentage is the second-best mark in franchise history for a rookie quarterback through his first two career starts (min. 50 attempts).

### PASS COMP. PCT. THROUGH FIRST 2 STARTS - RAIDERS ROOKIES

Rank	Player	Season	Cmp	Att.	Comp.%
1.	Derek Carr	2014	47	74	63.5%
2.	<b>Aidan O'Connell</b>	<b>2023</b>	<b>40</b>	<b>64</b>	<b>62.5%</b>
3.	Matt McGloin	2013	37	64	57.8%
4.	Billy Joe Hobert	1995	31	56	55.4%
5.	Steve Beuerlein	1988	23	53	43.4%

## NFL DEBUT

In Week 4, **O'Connell** made his NFL debut, starting in place of QB Jimmy Garoppolo. O'Connell completed 24-of-39 passes (61.5%) for 238 yards and rushed for one touchdown.

His 238 passing yards are the second most by a Raider in his NFL debut (Todd Marinovich - 243 yards in 1991).

### PASSING YARDS IN NFL DEBUT - RAIDERS HISTORY

Rank	Player	Date	Pass Yds
1.	Todd Marinovich	12/22/91	243
2.	<b>Aidan O'Connell</b>	<b>10/1/23</b>	<b>238</b>
3.	Steve Beuerlein	9/4/88	171
4.	Derek Carr	9/7/14	151
5.	Connor Cook	1/1/17	150

Among quarterbacks in their NFL debut, O'Connell's 61.5 completion percentage ranks tied for 11th in NFL history (min. 35 attempts).

### COMP. PCT. IN NFL DEBUT - NFL HISTORY (MIN. 35 ATT.)

Rank	Player	Cmp	Att.	Comp.%
1.	Mac Jones	29	39	74.4%
2.	Jake Luton	26	38	68.4%
3t.	Cam Newton	24	37	64.9%
3t.	Anthony Richardson	24	37	64.9%
5.	Joe Burrow	23	36	63.9%
6t.	Keith Null	28	44	63.6%
6t.	C.J. Stroud	28	44	63.6%
8.	Mark Rypien	26	41	63.4%
9.	Geno Smith	24	38	63.2%
10.	Patrick Mahomes	22	35	62.9%
11t.	<b>Aidan O'Connell</b>	<b>24</b>	<b>39</b>	<b>61.5%</b>
11t.	Scott Tolzien	24	39	61.5%

**O'Connell** also logged his first NFL touchdown on a 1-yard run in the first quarter, becoming the first quarterback in Raiders history to score a rushing touchdown in their NFL debut.

# HUNTER RENFROW NOTES



2021 PRO BOWL  
SELECTION

**69**  
GAMES

**23**  
STARTS

**269**  
REC

**2,884**  
YDS

**17**  
TDS

**WR Hunter Renfrow** enters his fifth season with the Silver and Black... In 2022, played in 10 games with one start and totaled 36 receptions for 330 yards and two TDs..In 2021, **Renfrow** set career-highs in catches (103), receiving yards (1,038) and touchdown receptions (nine) and joined Pro Football Hall of Famer Tim Brown (104 receptions in 1997) as the only wide receivers in franchise history with at least 100 receptions in a season.

## RECEPTION LEADER

Through his 69 career games, Renfrow has recorded 269 receptions, the third most in franchise history among players in their first 68 career games.

### RAIDERS RECEPTION LEADERS - FIRST 67 CAREER GAMES

Rank	Player	Seasons	Rec.
1.	Marcus Allen	1982-86	280
2.	Darren Waller	2018-21	274
3.	<b>Hunter Renfrow</b>	<b>2019-23</b>	<b>269</b>
4.	Zach Miller	2007-10	226

## SINGLE-SEASON RECEPTIONS

In 2021, **WR Hunter Renfrow** became just the second wide receiver in franchise history to record at least 100 receptions in a single season. Renfrow's 103 receptions rank second-most by a wide receiver in franchise history behind only Tim Brown's 104 receptions set in 1997.

### --- MOST RECEPTIONS BY A PLAYER IN CLUB HISTORY ---

Rank	Player	Year	Receptions
1.	Darren Waller	2020	107
2.	Tim Brown	1997	104
3.	<b>Hunter Renfrow</b>	<b>2021</b>	<b>103</b>
4.	Todd Christensen	1986	95
5t.	Todd Christensen	1983	92
5t.	Jerry Rice	2002	92
7t.	Tim Brown	2001	91
7t.	Charlie Garner	2002	91
9t.	Darren Waller	2019	90
9t.	Tim Brown	1999	90
9t.	Tim Brown	1996	90

## IN THE END ZONE

Through 56 career games, Renfrow notched his 17th receiving touchdown. His 17 receiving touchdowns rank tied for seventh most through a player's first 56 career games with the Raiders.

### RECEIVING TDs THROUGH FIRST 56 GAMES - RAIDERS HISTORY

Rank	Player	Seasons	TDs
1.	Cliff Branch	1972-75	25
2.	Raymond Chester	1970-72	22
3.	Dave Casper	1974-77	20
4.	Amari Cooper	2015-18	19
5t.	Rickey Dudley	1996-99	18
5t.	Mervyn Fernandez	1987-90	18
7t.	<b>Hunter Renfrow</b>	<b>2019-22</b>	<b>17</b>
7t.	Denarius Moore	2011-14	17

## GOOD FOR ONE

Renfrow recorded at least one catch in every single game of his career through 56 games. He is the only player in franchise history to record at least one catch in each of his first 56 career games.

### GAMES WITH AT LEAST ONE CATCH - FIRST 56 CAREER GAMES

Rank	Player	Seasons	Games
1.	<b>Hunter Renfrow</b>	<b>2019-22</b>	<b>56</b>
2.	Marcus Allen	1982-85	55
2.	Mervyn Fernandez	1987-90	55
4.	Zach Miler	2007-10	53

## 2,500

In Week 15 of 2022, Renfrow surpassed 2,500 career receiving yards in his 53rd career game, becoming only the third Raiders receiver in franchise history - the first since 2018 - to reach 2,500 receiving yards in their first 53 career games.

### RAIDERS WR WITH 2,500 REC. YDS - FIRST 53 CAREER GAMES

Rank	Player	Seasons	Rec. Yards
1.	Amari Cooper	2015-18	3,183
2.	Mervyn Fernandez	1987-90	2,871
3.	<b>Hunter Renfrow</b>	<b>2019-22</b>	<b>2,505</b>

# HUNTER RENFROW NOTES

## 5th ROUND TO THE RECORD BOOKS

Among players drafted in the 5th round or later in Raiders history, **Renfrow** ranked first in receptions (208), first in receiving yards (2,299) and second in TDs (15) over his first three seasons in the NFL (2019-21).

Rank	Player	Receptions	Yards
1.	<b>Hunter Renfrow</b>	<b>208</b>	<b>2,299</b>
2.	Denarius Moore	130	2,054
3.	Mychal Rivera	128	1,221
4.	Jalen Richard	124	1,057
5.	Rod Streater	108	1,556

Renfrow is 1-of-7 players drafted in 5th round or later since merger with 200-plus catches and 2,000-plus yards over his first three seasons in NFL.

Rank	Player	Receptions	Yards
1.	Tyreek Hill	223	3,255
2.	George Kittle	216	2,945
3.	Marques Colston	215	3,000
4.	Davone Bess	209	2,132
5t.	<b>Hunter Renfrow</b>	<b>208</b>	<b>2,299</b>
5t.	Wayne Chrebet	208	2,434
7.	Stefon Diggs	200	2,472

\*(Davone Bess and Wayne Chrebet did it as undrafted players)

## SINGLE-GAME HIGHS

In Week 14 of 2021, Hunter Renfrow finished with a career-high 13 receptions for 117 yards and one TD. Shown below are the leaders in the NFL this season for most receptions in a single game.

--- SINGLE-GAME RECEPTIONS IN 2021 ---				
Rank	Player	Opponent	Week	Receptions
1.	Chris Godwin (TB)	Atlanta	13	15
2.	Najee Harris (Pit.)	Cincinnati	3	14
3t.	Cooper Kupp (LAR)	Arizona	14	13
3t.	George Kittle (SF)	Cincinnati	14	13
3t.	Amari Cooper (Dal.)	Tampa Bay	1	13
3t.	<b>Hunter Renfrow (LV)</b>	<b>Kansas City</b>	<b>14</b>	<b>13</b>

From Week 12-18 in 2021, Renfrow ranked sixth in receptions (47), 10th in receiving yards (514), eighth in receptions per game (6.7), 15th in receiving yards per game (73.4) and tied for eighth in first down receptions (26).

Renfrow became the first Raiders player since the merger with three straight games of eight-plus receptions and 100-plus receiving yards (Weeks 12-14).

## ELITE COMPANY

In 2021, Renfrow became just the third player in Raiders history to record at least 100 receptions and 1,000 receiving yards in a single season.

### RAIDERS WR WITH 100+ RECS. AND 1,000 REC. YDS IN A SEASON

Rank	Player	Year	Receptions	Yards
1.	Darren Waller	2020	107	1,196
2.	Tim Brown	1997	104	1,408
3.	<b>Hunter Renfrow</b>	<b>2021</b>	<b>103</b>	<b>1,038</b>



# AMIK ROBERTSON NOTES



**49**  
GAMES

**17**  
STARTS

**91**  
TACKLES

**4**  
TFL

**2.0**  
SACKS

**1**  
QBH

**4**  
INT

**13**  
PD

**2**  
FF

**1**  
FR

**CB Amik Robertson** enters his fourth season with the Raiders after being selected by the team in the fourth round of the 2020 NFL Draft...In 2022, set career highs in tackles (38), sacks (one), interceptions (two), passes defended (nine), forced fumbles (one) and fumble recoveries (one)...In 2021, appeared in 10 games and made two starts, recording 18 tackles (four)...As a rookie in 2020, played in eight games and posted four tackles (three)...Has played in 36 career games with nine starts and totaled 60 tackles (46 solo), two tackles for loss, one sack, two interceptions, nine passes defended, one forced fumble and one fumble recovery returned for a touchdown.

## ALL OVER THE FIELD

**CB Amik Robertson** has 27 tackles, 1.0 sack, two tackles for loss, one quarterback hit, two interceptions and three passes defended in 2023. He is one of only 14 defensive backs in the NFL with 1.0+ sack and multiple interceptions in 2023.

### 1.0+ SACK AND 2+ INTERCEPTIONS (DBs) - 2023 SEASON

No.	Player	Sacks	INTs
1.	Kenny Moore II	1.5	3
2.	Jalen Thompson	1.0	3
3.	Justin Simmons	1.0	3
4.	Antoine Winfield	4.0	2
5.	<b>Amik Robertson</b>	<b>1.0</b>	<b>2</b>
6.	Jabrill Peppera	1.0	2
7.	Marcus Maye	1.0	2
8.	Kyle Dugger	1.5	2
9.	Jason Pinnock	1.0	2
10.	Tre Brown	1.0	2
11.	<b>Tre'von Moehrig</b>	<b>2.0</b>	<b>2</b>
12.	Kyle Hamilton	3.0	2
13.	Ja'Quan McMillian	2.0	2
14.	Dax Hill	1.5	2

## NO EASY COMPLETIONS

In coverage, **Robertson** has allowed just a 42.0 passer rating to opposing quarterbacks in 2023, the second lowest passer rating allowed among all defensive backs in the NFL this season (min. 25 targets).

### PASSER RATING ALLOWED (MIN. 25 TARGETS) - 2023 SEASON

Rank	Player	Targets	PsRtg
1.	Martin Emerson	59	37.5
2.	<b>Amik Robertson</b>	<b>35</b>	<b>42.0</b>
3.	Jaylon Johnson	49	44.0
4.	Denzel Ward	52	47.0
5.	Paulson Adebo	62	47.4

## STAT SHEET STUFFER

In the Week 9 win over the Giants, Robertson finished with three tackles, one interception, two passes defended and one forced fumble. He is only the fourth player in Raiders history to record one interception, two passes defended and one forced fumble in a single game - the first since 2017 (Reggie Nelson - 12/25/17 at PHI).

### 2+ PDs, 1+ INT and 1+ FF IN A GAME- RAIDERS HISTORY

No.	Player	Date	PDs	INTs	FFs
1.	<b>Amik Robertson</b>	<b>11/5/23</b>	<b>2</b>	<b>1</b>	<b>1</b>
2.	Reggie Nelson	12/25/17	3	1	1
3.	Phillip Buchanon	11/16/03	2	2	1
4.	Charles Woodson	9/15/02	2	1	1

Robertson is now just the third Raiders defender since 2000 to have 1.0+ sacks and 2+ interceptions in back-to-back seasons- the first since Kirk Morrison in 2006-2007.

### CONSECUTIVE SEASONS WITH 1.0+ SACKS & 2+ INTS - SINCE 2000

No.	Player	Seasons	Streak
1.	<b>Amik Robertson</b>	<b>2022-23</b>	<b>2</b>
2.	Kirk Morrison	2006-07	2
3.	William Thomas	2000-01	2



# ROBERT SPILLANE NOTES



<b>65</b> GAMES	<b>29</b> STARTS		
<b>281</b> TACKLES	<b>16</b> TFL	<b>6.5</b> SACKS	<b>9</b> QBH
<b>4</b> INT	<b>1</b> INT TD	<b>12</b> PD	<b>2</b> FR

**LB Robert Spillane** joins the Raiders in 2023 after spending the last four seasons with the Steelers...Spillane is entering his fifth NFL season and has played in in 52 games and made 16 starts over his NFL career, totaling 166 tackles (111 solo), 10 tackles for loss, three sacks, eight passes defended, one INT returned for TD and one fumble recovery... Last season (2022), established career highs in games played (16), tackles (77), tackles for loss (4) and passes defended (4).

## INTERCEPTION LEADER

With his fourth quarter interception in Week 10, **LB Robert Spillane** now has three interceptions in 2023, a single-season career high and tied for the second most in the NFL among linebackers.

### 2023 INTERCEPTION LEADERS - LINEBACKERS

## NO FLY ZONE

In coverage, **Spillane** has allowed just a 64.3 passer rating to opposing quarterbacks in 2023, the second lowest mark among LBs in the NFL this season (min. 25 targets).

### PASSER RTG. ALLOWED (LBs) - 2023

<b>58.9</b>	<b>FRED WARNER</b>	
<b>64.3</b>	<b>ROBERT SPILLANE</b>	
<b>68.9</b>	<b>FRANKIE LUVU</b>	
<b>70.5</b>	<b>BLAKE CASHMAN</b>	



PLAYER	INTs
<b>FRED WARNER</b>	<b>4</b>
<b>ROBERT SPILLANE</b>	<b>3</b>
<b>LOGAN WILSON</b>	<b>3</b>
<b>TERREL BERNARD</b>	<b>3</b>
<b>TREMAINE EDMUNDS</b>	<b>3</b>

## UNDRAFTED TACKLERS

**Spillane** also has 115 tackles in 2023, which ranks 11th in the NFL this season.

Since the beginning of the 2022 season, Spillane has recorded 192 tackles, the fourth most in the NFL among undrafted defenders.

### TACKLES AMONG UNDRAFTED DEFENDERS - SINCE 2022

Rank	Player	Snaps	Tkls
1.	T.J. Edwards	1,862	288
2.	Alex Singleton	1,755	286
3.	Frankie Luvu	1,735	205
4.	<b>Robert Spillane</b>	<b>1,561</b>	<b>192</b>
5.	Nicholas Morrow	1,847	177

His three interceptions are also the most in a single season by a Raiders linebacker since 2007.



## DO IT ALL

Spillane is one of just two players in the NFL in 2023 with 3.0+ sacks and 3+ interceptions (Terrell Bernard).

### 3.0+ SACKS AND 3+ INTERCEPTIONS - 2023

No.	Player	Sacks	INTs
1.	Robert Spillane	3.5	3
2.	Terrel Bernard	3.5	3

He is now just the fourth player in Raiders history (since sacks became official in 1982) to record 3.0+ sacks and 3+ interceptions in a single season.

### 3.0+ SACKS AND 3+ INTERCEPTIONS - 2023

No.	Player	Season	Sacks	INTs
1.	Robert Spillane	2023	3.5	3
2.	Michael Huff	2010	4.0	3
3.	William Thomas	2001	3.0	3
4.	Rod Martin	1983	6.0	4

He is also one of just 12 players in the NFL over the last five seasons (2019-23) to record 3.0+ sacks and 3+ interceptions in a single season. Over the last 10 seasons in the NFL (2014-23), Spillane is one of just 12 players in the NFL to record 100+ tackles, 3.0+ sacks and 3+ interceptions in a single season.

### 3.0+ SACKS & 3+ INTERCEPTIONS IN A SEASON - SINCE 2014

No.	Player	Season	Tkls	Sacks	INTs
1.	Shaquille Leonard	2019	121	5.0	5
2.	Landon Collins	2016	125	4.0	5
3.	Logan Ryan	2019	113	4.5	4
4.	Thomas Davis	2015	105	5.5	4
5.	Eric Wilson	2020	121	3.0	3
6.	Lavonte David	2015	147	3.0	3
7.	Cory Littleton	2018	125	4.0	3
8.	Derwin James	2018	105	3.5	3
9.	L'Jarius Sneed	2022	108	3.5	3
10.	Roquan Smith	2022	169	4.5	3
11.	<b>Robert Spillane</b>	<b>2023</b>	<b>115</b>	<b>3.5</b>	<b>3</b>
12.	Terrel Bernard	2023	112	3.5	3

Spillane is the only player in Raiders history since 1987 to record 100+ tackles, 3.0+ sacks and 3+ interceptions in a single season.

## DOUBLE TROUBLE

In Week 5, **Spillane** finished with nine total tackles, two interceptions and two passes defensed.

He notched his first game with multiple interceptions, the first Raiders defender since 2020 (Jeff Heath, 11/15/20) to record two interceptions in a single game.

### 2+ INTs IN A GAME - RAIDERS DEFENDERS SINCE 2010

Player	Date	INTs
<b>Robert Spillane</b>	<b>10/09/23</b>	<b>2</b>
Jeff Heath	11/15/20	2
Erik Harris	11/07/19	2
Sean Smith	12/17/17	2
Charles Woodson	10/11/15	2

**Spillane** is also the 13th Raiders linebacker to have two interceptions in a single game - the first since 2001 (William Thomas, 2; 12/15/01 at SD).

### 2+ INTs IN A GAME - RAIDERS LINEBACKERS

Player	Date	INTs
<b>Robert Spillane</b>	<b>10/09/23</b>	<b>2</b>
William Thomas	12/15/01	2
William Thomas	12/10/00	2
William Thomas	09/24/00	2
Jerry Robinson	09/28/86	2
Ted Hendricks	10/20/80	2
Monte Johnson	12/06/76	2
Dan Conners	11/10/74	2
Dan Conners	09/26/71	2
J.R. Williamson	12/17/67	2
Dan Conners	12/03/64	2
Archie Matsos	10/16/64	2
Bill Budness	09/19/64	2

**Spillane** is also one of two linebackers in the NFL in 2023 to have multiple interceptions in a single game (Logan Wilson).

**Spillane** is also the first player in Raiders history to post 9+ tackles and 2+ interceptions in a single game.

## 1.0+ SACK AND 1+ INT

In Week 10, Spillane tied for the team lead with seven total tackles (four solo) and added 1.0 sack, one tackle for loss, one pass defensed and one interception (25 INT return yards). He is the first Raiders defender since 2016 (Khalil Mack, 11/27/16 vs. CAR) to record 1.0+ sack and 1+ interception in a single game.

### 1.0+ SACKS & 1+ INTs IN A GAME - RAIDERS SINCE 2010

No.	Player	Date	Sacks	INTs
1.	<b>Robert Spillane</b>	<b>11/12/23</b>	<b>1.0</b>	<b>1</b>
2.	Khalil Mack	11/27/16	1.0	1
3.	Malcolm Smith	10/25/15	1.0	1
4.	Kamerion Wimbley	11/27/11	1.0	1
5.	Tommy Kelly	11/20/11	2.0	1
6.	Michael Huff	12/5/10	1.0	1
7.	Tyvon Branch	10/31/10	1.0	1

This season, Spillane is one of only two players in the NFL with multiple sacks and 3+ interceptions (Fred Warner).

# ROBERT SPILLANE NOTES

## 2022 TACKLES

Last season (2022), **Spillane** established a career high with 77 tackles, the eighth most in the NFL among undrafted defenders.

### TACKLES LEADERS AMONG UNDRAFTED PLAYERS - 2022

Rank	Player	Games	Tkls
1.	T.J. Edwards	17	159
2.	Alex Singleton	17	152
3.	Jonathan Owens	17	125
4.	Nicholas Morrow	17	116
5.	Frankie Luvu	15	111
6.	Rodney McLeod	17	92
7.	Charvarius Ward	17	87
<b>8.</b>	<b>Robert Spillane</b>	<b>16</b>	<b>77</b>
9.	Kader Kohou	15	72
10t.	Jonathan Jones	16	68
10t.	Myles Bryant	17	68

## STAT SHEET STUFFER

With his performance in Week 2, Spillane is the first Raiders defender to record 14+ tackles and 1.0+ sack in a single game since 2013.

### 14+ TACKLES & 1.0+ SACK IN A GAME - RAIDERS HISTORY

Player	Date	Tkls	Sk
<b>Robert Spillane</b>	<b>9/17/23</b>	<b>14</b>	<b>1.0</b>
Pat Sims	12/22/13	15	1.0
Kevin Burnett	10/6/13	15	1.0
Kirk Morrison	12/27/09	14	1.0
Gibril Wilson	12/14/08	14	1.0
Greg Biekert	11/28/99	15	1.0

## EFFICIENT TACKLER

Last season (2022), among players with under 600 snaps, Spillane's 77 tackles ranked sixth in the NFL.

### TACKLES LEADERS - UNDER 600 SNAPS (2022 SEASON)

Rank	Player	Snaps	Tackles
1t.	Willie Gay Jr.	583	88
1t.	Jaylon Smith	599	88
3t.	Denzel Perryman	543	83
3t.	Malcolm Rodriguez	584	83
5.	Pete Werner	566	79
<b>6.</b>	<b>Robert Spillane</b>	<b>565</b>	<b>77</b>
7.	Divine Deablo	441	74



## PRO BOWL RAIDERS

WR Davante Adams, DE Maxx Crosby, RB Josh Jacobs, QB Derek Carr and P AJ Cole were selected to the 2023 Pro Bowl. Las Vegas ranked eighth in the NFL with five selections, and the Raiders were one of nine teams in the NFL this season with 5+ players selected to the Pro Bowl.



2022 was also the 26th season in Raiders history that the team has had five or more Pro Bowl selections.

Jacobs was been selected to his second career Pro Bowl selection (2020).

He is just the second back in Raiders history to earn multiple Pro Bowl selections in their first four seasons in the NFL.

### PRO BOWL SELECTIONS IN FIRST FOUR SEASONS (RAIDERS HISTORY)

Rank	Player	PBs
1.	Marcus Allen	3
2t.	Josh Jacobs	2
2t.	Marv Hubbard	2

Adams was been selected for the Pro Bowl for the last six consecutive seasons dating back to 2017. His streak is tied for the seventh longest active Pro Bowl streak in the NFL.

### CONSECUTIVE PRO BOWL SELECTIONS (ACTIVE STREAKS)

Rk.	Player	Streak
1.	Trent Williams	10
2t.	Travis Kelce	8
2t.	Aaron Donald	8
2t.	Zack Martin	8
5t.	Tyreek Hill	7
5t.	Kyle Juszczyk	7
7t.	<b>Davante Adams</b>	6
7t.	Justin Tucker	6
7t.	Jason Kelce	6

Crosby was selected to his second Pro Bowl in his first four seasons. He is the 25th player in Raiders history to earn multiple Pro Bowls in his first four seasons - the fourth player to do so since 2000.

### PRO BOWLS IN FIRST 4 SEASONS (SINCE 2000)

Rk.	Player	PBs
1.	Charles Woodson	4
2t.	Derek Carr	3
2t.	Amari Cooper	3
2t.	Khalil Mack	3
5.	<b>Maxx Crosby</b>	2

## FIRST-TEAM ALL PRO

WR Davante Adams, K Daniel Carlson and RB Josh Jacobs were all selected to the AP All-Pro First Team in 2022.

The Raiders were one of only three teams in the NFL with 3+ players selected to the All-Pro First Team.

### FIRST-TEAM ALL PRO SELECTIONS - 2022

Rk	Team	All-Pros
1t.	San Francisco 49ers	4
1t.	Kansas City Chiefs	4
3.	<b>Las Vegas Raiders</b>	3

2022 was also the seventh time in franchise history since the merger (1970) - the first time since 2002 - that the Raiders have had three-or-more first-team All-Pro's in a single season.

### 3+ FIRST-TEAM ALL PRO SELECTIONS IN A SEASON (RAIDERS HISTORY)

**2022: ALL-PRO FIRST TEAM (3):** WR Davante Adams, K Daniel Carlson, RB Josh Jacobs

**2002: ALL-PRO FIRST TEAM (4):** QB Rich Gannon, T Lincoln Kennedy, C Barret Robbins, CB Rod Woodson

**1991: ALL-PRO FIRST TEAM (4):** P Jeff Gossett, K Jeff Jaeger, S Ronnie Lott, G Steve Wisniewski

**1985: ALL-PRO FIRST TEAM (4):** RB Marcus Allen, TE Todd Christensen, CB Mike Haynes, DE Howie Long

**1984: ALL-PRO FIRST TEAM (3):** CB Mike Haynes, DE Howie Long, LB Rod Martin

**1977: ALL-PRO FIRST TEAM (4):** TE Dave Casper, P Ray Guy, T Art Shell, G Gene Upshaw

**1974: ALL-PRO FIRST TEAM (4):** WR Cliff Branch, T Art Shell, QB Ken Stabler, G Gene Upshaw

## PFWA ALL-ROOKIE TEAM

G Dylan Parham was selected to the PFWA All-Rookie team. He is the 34th player in Raiders history (since 1974) selected to the All-Rookie team and the 3rd guard to earn the honor, joining Steve Wisniewski (1989) and Curt Marsh (1981).

### PFWA ALL-ROOKIE TEAM SELECTIONS - GUARDS (RAIDERS HISTORY)

Player	Season
<b>Dylan Parham</b>	<b>2022</b>
Marcus Allen	1985
Clem Daniels*	1963

## AFC PLAYERS OF THE WEEK

The Raiders had two players win an AFC Player of the Week award in 2022.

### WEEK 12:

**RB Josh Jacobs** won AFC Offensive Player of the Week after posting 303 total offensive yards (229 rushing, 74 receiving) and two rushing touchdowns, including a game-winning 86-yard touchdown run in overtime against the Seahawks.

### WEEK 13:

**DE Chandler Jones** won AFC Defensive Player of the Week after posting season highs in tackles (six), sacks (3.0), tackles for loss (two) and quarterback hits (five).

**PFWA ALL-NFL TEAM**

**RB Josh Jacobs** and **K Daniel Carlson** were both selected to the PFWA All-NFL team. The Raiders are one of only seven teams in the NFL with multiple players selected to the All-NFL team.

**PFWA ALL-NFL SELECTIONS - 2022 SEASON**

Rk	Team	Selections
1t.	San Francisco 49ers	4
1t.	Kansas City Chiefs	4
3t.	Philadelphia Eagles	3
3t.	Cleveland Browns	3
<b>5t.</b>	<b>Las Vegas Raiders</b>	<b>2</b>
5t.	Dallas Cowboys	2
5t.	New York Jets	2

This is also the 17th season in team history (since 1970) - first since 2016 - the Raiders have had multiple players named to the PFWA All-NFL team.

The Raiders also had four players selected to the PFWA's All-AFC team: **Jacobs, Carlson, WR Davante Adams, DE Maxx Crosby** - their four All-AFC selections rank second in the AFC.

**PFWA ALL-AFC SELECTIONS - 2022 SEASON**

Rk	Team	Selections
1.	Kansas City Chiefs	6
<b>2.</b>	<b>Las Vegas Raiders</b>	<b>4</b>
3t.	Cleveland Browns	3
3t.	New York Jets	3
5t.	Buffalo Bills	2
5t.	Miami Dolphins	2
5t.	Pittsburgh Steelers	2
5t.	New England Patriots	2

**COMMITMENT TO EXCELLENCE**

**DE Maxx Crosby** was voted by his teammates for the second year in a row to receive the Commitment to Excellence Award. The Commitment to Excellence Award is presented annually to the Raider who best exemplifies hard work, leadership, and excellence on and off the field throughout the season.

The honor originated in 1967 as the Gorman Award and was re-named the Commitment to Excellence Award in 2002. Here is a complete list of previous Commitment to Excellence Award winners:

**COMMITMENT TO EXCELLENCE AWARD WINNERS**

1967 QB Daryle Lamonica	1986 DT Bill Pickel	2005 DE Derrick Burgess
1968 C Jim Otto	1987 RB Marcus Allen	2006 CB Nnamdi Asomugha
1969 CB Willie Brown	1988 RB Marcus Allen	2007 RB Justin Fargas
1970 QB/K George Blanda	1989 DE Greg Townsend	2008 CB Nnamdi Asomugha
1971 C Jim Otto	1990 DE Greg Townsend	2009 RB Justin Fargas, TE Zach Miller
1972 RB Marv Hubbard	1991 S Ronnie Lott	2010 RB Rock Cartwright
1973 QB Ken Stabler	1992 RB Marcus Allen, CB Terry McDaniel	2011 RB Rock Cartwright
1974 QB Ken Stabler	1993 WR Tim Brown	2012 LS Jon Condo
1975 RB Pete Banaszak	1994 CB Terry McDaniel	2013 FB Marcel Reece
1976 QB Ken Stabler	1995 WR Tim Brown	2014 S Charles Woodson
1977 RB Mark van Eeghen	1996 QB Jeff Hostetler	2015 S Charles Woodson
1978 TE Dave Casper	1997 WR Tim Brown, QB Jeff George, DT Russell Maryland	2016 QB Derek Carr
1979 TE Raymond Chester	1998 LB Greg Biekert	2017 C Rodney Hudson
1980 LB Ted Hendricks	1999 WR Tim Brown	2018 C Rodney Hudson
1981 LB Rod Martin	2000 QB Rich Gannon	2019 C Rodney Hudson
1982 N/A	2001 WR Tim Brown, G Steve Wisniewski	2020 C Rodney Hudson
1983 LB Rod Martin	2002 WR Tim Brown	2021 DE Maxx Crosby
1984 RB Marcus Allen	2003 WR Jerry Rice	<b>2022 DE Maxx Crosby</b>
1985 RB Marcus Allen	2004 WR Ronald Curry, OL Barry Sims	

**ED BLOCK COURAGE AWARD**

**RB Josh Jacobs** was selected as the Silver and Black's 2022 Ed Block Courage Award recipient. The Ed Block Courage Award is presented to the player who exemplifies a commitment to the principles of sportsmanship and courage. Additionally, the award recognizes a player's efforts on and off the field, as well as their ability to overcome great adversity. The recipient is selected by a vote of his teammates.

The Ed Block Courage Award annually honors one player from each NFL team. The award has become one of the most esteemed honors bestowed upon a player in the NFL, primarily because his selection is based upon a vote of his peers. The Ed Block Courage Award is named in honor of Ed Block, the longtime head athletic trainer of the Baltimore Colts who was a pioneer in his profession and a respected humanitarian. In 1989, the Ed Block Courage Award Foundation formulated the Courage House National Support Network for Kids.

Here is a complete list of previous Raiders Ed Block Award winners:

**PREVIOUS ED BLOCK COURAGE AWARD WINNERS**

1984 C Dave Dalby	1997 T Pat Harlow	2010 G Robert Gallery
1985 QB Marc Wilson	1998 RB Harvey Williams	2011 DE Trevor Scott
1986 RB Frank Hawkins	1999 CB Eric Allen	2012 LB Travis Goethel
1987 LB Jerry Robinson	2000 T Matt Stinchcomb	2013 T Khalif Barnes
1988 RB Marcus Allen	2001 RB Randy Jordan	2014 CB DJ Hayden
1989 CB Lionel Washington	2002 WR Jerry Porter	2015 WR Rod Streater
1990 WR Tim Brown	2003 C Barret Robbins	2016 LS Jon Condo
1991 T Steve Wright	2004 LB Sam Williams	2017 QB Derek Carr
1992 G Todd Peat	2005 DB Jarrod Cooper	2018 TE Jared Cook
1993 LB Winston Moss	2006 WR Ronald Curry	2019 T Denzelle Good
1994 QB Jeff Hostetler	2007 RB Justin Fargas	2020 G Gabe Jackson
1995 C Don Mosebar	2008 C/G Jake Grove	2021 DT Solomon Thomas
1996 CB Terry McDaniel	2009 S Tyvon Branch	<b>2022 RB Josh Jacobs</b>

**CRAIG LONG AWARD**

**RB Josh Jacobs** was named the recipient of the ninth annual Craig Long Award.

Chosen by a select group of local media and facilitated by the Las Vegas Raiders' Media Relations department, the Craig Long Award is presented annually to the player who best exemplifies professionalism and collaboration with the media at large.

Long, who passed away in 2007 at age 36, was a valuable member of the Raiders' Public Relations staff from 1997-2004. A native of Iowa, Long fulfilled his childhood dream of working in the front office for his favorite team.

Here is a complete list of previous Craig Long Award winners:

- 2022 - RB Josh Jacobs**
- 2021 - DE Maxx Crosby
- 2020 - TE Darren Waller
- 2019 - TE Darren Waller
- 2018 - DE Frostee Rucker
- 2017 - RB Jalen Richard
- 2016 - T Donald Penn
- 2015 - S Charles Woodson
- 2014 - DL Antonio Smith

## HIGH-POWERED OFFENSE

The Raiders finished with 5,993 total yards of offense, the 11th most in the NFL in 2022 and the fifth most in a single season in franchise history.

### SINGLE-SEASON YARDS - RAIDERS HISTORY

Rank	Season	Yards
1.	2002	6,237
2.	2021	6,184
3.	2020	6,133
4.	2011	6,072
5.	<b>2022</b>	<b>5,993</b>

The Raiders posted 500 total offensive yards in Week 17 vs. the 49ers, their second game in 2022 with 500+ yards. The Raiders' two 500-yard games tied for the most in the league - one of only three teams in the NFL with multiple games of 500+ yards in 2022.

### GAMES WITH 500+ OFFENSIVE YARDS - 2022 SEASON

Rank	Team	Games
<b>1t.</b>	<b>Las Vegas</b>	<b>2</b>
1t.	Kansas City	2
1t.	Detroit	2

This is also just the seventh time in Raiders history - the first time since 2011 - the Raiders have posted multiple 500-yard games in a single season.

### GAMES WITH 500+ OFFENSIVE YARDS - RAIDERS SINGLE SEASON

Rank	Season	Games
1t.	1968	3
1t.	2010	3
<b>3t.</b>	<b>2022</b>	<b>2</b>
3t.	1963	2
3t.	1975	2
3t.	1987	2
3t.	2011	2

The Raiders racked up 300+ total yards of offense in 14 of 17 games this season, tied for the seventh most games in the NFL in 2022.

### GAMES WITH 300+ OFFENSIVE YARDS - 2022 SEASON

Rank	Team	Games
1t.	Kansas City	16
1t.	San Francisco	16
1t.	Detroit	16
4t.	LA Chargers	15
4t.	Buffalo	15
4t.	Philadelphia	15
<b>7t.</b>	<b>Las Vegas</b>	<b>14</b>
7t.	Tampa Bay	14
7t.	Jacksonville	14
7t.	Cleveland	14
7t.	Miami	14

This is also just the fifth time in Raiders history that the team has posted 14+ games of 300+ offensive yards in a single season.

### GAMES WITH 300+ YARDS IN A SEASON - RAIDERS HISTORY

Rank	Season	Games
1.	2020	15
<b>2t.</b>	<b>2022</b>	<b>14</b>
2t.	2002	14
2t.	2011	14
2t.	2019	14
6.	2001	13

## 1,500-YARD RUSHER/RECEIVER

With WR Davante Adams' 1,516 receiving yards and RB Josh Jacobs' 1,653 rushing yards this season, the 2022 Raiders are only the 5th team in NFL history to have a 1,500-yard rusher and receiver in the same season - the first since the Colts in 1999 (James/Harrison)



## PROTECTING THE QB

The Raiders' offensive line has only allowed 35 sacks this season, tied for the ninth fewest in the NFL in 2022.

### SACKS ALLOWED - 2022 SEASON

Rank	Team	Sacks Allowed
1.	Tampa Bay	22
2.	Detroit	24
3.	Kansas City	26
4.	Dallas	27
5t.	Jacksonville	28
5t.	San Francisco	31
7.	Green Bay	32
8.	Buffalo	33
<b>9t.</b>	<b>Las Vegas</b>	<b>35</b>
9t.	Miami	35

## SCORING DEFENSE

In Week 15, the Raiders beat the Patriots on a 48-yard fumble recovery return by DE Chandler Jones - the second fumble recovery returned for a touchdown by the Raiders in 2022, the most in a single season since 2013.

The Raiders scored three defensive touchdowns in 2022, tied for the third most in the NFL in 2022. Three defensive touchdowns are the most in a single season by the Raiders since 2010.

### SINGLE-SEASON DEFENSIVE TDs - RAIDERS HISTORY

Rank	Season	Def. TDs
1.	2000	5
2.	2006	4
<b>3t.</b>	<b>2022</b>	<b>3</b>
3t.	2002	3
3t.	2001	3
3t.	2010	3

## ON THE GROUND

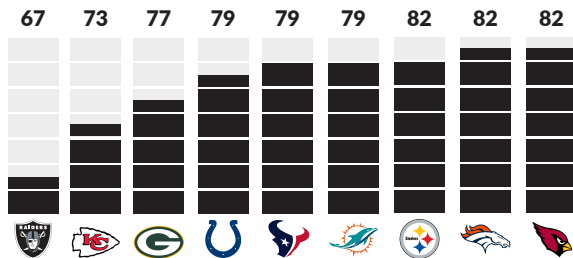
The Raiders averaged 4.81 yards per rushing attempt in 2022, led by RB Josh Jacobs' 1,653 rushing yards on 340 attempts (4.9 avg.). Las Vegas' 4.81 yards per rush ranked sixth in the NFL in 2022.

### YARDS PER RUSH - 2022 SEASON

Rank	Team	Rush	Yards	Avg.
1.	CHI	558	3,014	5.40
2.	BUF	430	2,232	5.19
3.	BAL	526	2,720	5.17
4.	ATL	559	2,718	4.86
5.	NYG	520	2,519	4.84
6.	LV	428	2,059	4.81

The offensive line also excelled at creating holes in the run game. Las Vegas backs were only stuffed for a loss or no gain 67 times in 2022, the fewest in the NFL.

### RUNS STUFFED - 2022 SEASON



The Raiders also recorded 150+ rushing yards in six games in 2022, tied for the ninth most games in the NFL this season.

## GETTING ON THE BOARD

The Raiders came away with points on 73-of-172 drives on offense (42.4%). Their 42.4 scoring percentage was the fifth best mark in the NFL this season.

### OFFENSIVE DRIVE SUCCESS - 2022 SEASON

Rank	Team	Drives	Scores	Pct.
1.	Chiefs	179	83	46.4%
2.	Bills	171	77	45.0%
3.	Lions	176	76	43.2%
4.	Eagles	186	79	42.5%
5.	Raiders	172	73	42.4%
6t.	Cowboys	195	82	41.5%
6t.	Bengals	176	73	41.5%

The Raiders' offense also recorded one of the best scoring seasons in over 20 years. Their 42.4 scoring percentage was the second best mark recorded by the Raiders in a single season since at least 2001.

### SCORING PERCENTAGE - SINGLE SEASON (RAIDERS HISTORY)

Rank	Season	Drives	Scores	Pct.
1.	2020	169	81	47.9%
2.	2022	172	73	42.4%
3.	2002	176	74	42.0%
4.	2021	188	77	41.0%
5.	2016	194	75	38.7%

## HISTORIC WEEK 12

In the Week 12 win over the Seahawks, the Raiders totaled 576 total yards of offense, the most in a single game in the NFL in 2022 and the most in an NFL game since Tampa Bay posted 588 yards in Week 16 of the 2020 season.

### SINGLE-GAME TOTAL OFFENSIVE YARDS - 2022 SEASON

Rank	Team	Week	Opponent	Yards
1.	Las Vegas	Week 12	SEA	576
2.	Carolina	Week 16	DET	570
3.	Seattle	Week 4	DET	555
4.	Buffalo	Week 5	PIT	552
5.	Miami	Week 2	BAL	547

Their 576 yards of offense are also the fourth most in a single game in Raiders history and the most since 2016.

### SINGLE-GAME TOTAL OFFENSIVE YARDS - RAIDERS HISTORY

Rank	Date	Opponent	Yards
1t.	10/30/16	TB	626
1t.	10/25/64	DEN	626
3.	11/24/68	CIN	604
4.	11/27/22	SEA	576
5.	09/30/18	CLE	565

Their 576 yards in Week 12 included 283 rushing yards and 293 passing yards. The Raiders are only the fourth team in the Super Bowl era (1966-present) with at least 275 passing yards and 275 rushing yards in a single game - the first since 2012.

### 275+ PASS YDS & 275 RUSH YDS IN A GAME - NFL HISTORY

Team	Date	Opponent	Rush Yds	Pass Yds
Las Vegas	11/27/22	SEA	283	293
San Francisco	10/07/12	BUF	311	310
Cincinnati	12/07/86	NE	284	300
Dallas	09/04/78	BAL	278	305

The Raiders' 283 rushing yards against Seattle were a season high and the third most in a single game in the NFL this season. Their 283 rushing yards were the most by the Raiders in a game since 2010 (328 at DEN; 10/24/10).

### SINGLE-GAME RUSHING YARDS - 2022 SEASON

Rk	Team	Week	Opponent	Yards
1.	Philadelphia	Week 12	GB	363
2.	Carolina	Week 16	DET	320
3.	Tennessee	Week 8	HOU	314
4.	Las Vegas	Week 12	SEA	283
5.	Chicago	Week 3	HOU	281

Las Vegas averaged 7.1 yards per rush against the Seahawks in Week 12, tied for the eighth best average in a game in the NFL this season (min. 30 carries). The average was also the best by the Raiders since 2011 (7.3 vs. NYJ; 9/25/11).

### SINGLE-GAME RUSHING YARDS - 2022 SEASON

Rk	Team	Week	Opp.	Att.	Yards	Avg.
1t.	Buffalo	16	CHI	31	254	8.2
1t.	Philadelphia	14	NYG	31	253	8.2
3t.	Carolina	16	DET	43	320	7.4
3t.	New York Giants	1	TEN	32	238	7.4
3t.	Philadelphia	12	GB	49	363	7.4
3t.	Chicago	10	DET	35	258	7.4
3t.	Jacksonville	6	IND	33	243	7.4
8t.	Las Vegas	12	SEA	40	283	7.1
8t.	Seattle	4	DET	33	235	7.1

## CLUTCH TIME

The Raiders won two games in overtime in 2022. Their two overtime wins are tied for the most in the NFL in 2022. Over the last 10 seasons (2013-22), the Raiders are 9-3 in overtime games. Their nine wins in overtime are the most in the NFL over the last 10 seasons and their .750 win percentage is tied for the fourth best in the league.

### OVERTIME W-L RECORD - SINCE 2013

Rk	Team	G	W	L	T	Win%
1.	Miami	6	5	1	0	.833
2.	Green Bay	10	7	1	2	.800
3.	Kansas City	9	7	2	0	.778
<b>4t.</b>	<b>Las Vegas</b>	<b>12</b>	<b>9</b>	<b>3</b>	<b>0</b>	<b>.750</b>
4t.	Arizona	8	5	1	2	.750
4t.	New York Jets	8	6	2	0	.750

With their overtime win in Denver in Week 11 and their overtime win in Seattle in Week 13, the Raiders are also only the second team in NFL history - first since 2010 (New York Jets) - to win two consecutive games in overtime on the road.

## EXTENDING DRIVES

The Raiders were effective at extending offensive drives in 2022, converting on 13-of-24 fourth-down attempts for an 54.2% conversion rate, tied for the ninth best mark in the league.

### 2022 FOURTH-DOWN OFFENSE

Rank	Team	4D Conv.	4D Att.	Pct.
1.	LAR	15	19	78.9%
2.	KC	9	12	75.0%
3.	PIT	11	15	73.3%
4.	PHI	22	32	68.8%
5t.	CAR	12	21	57.1%
5t.	SEA	12	21	57.1%
7.	TB	15	27	55.6%
8.	CLE	23	42	54.8%
<b>9t.</b>	<b>LV</b>	<b>13</b>	<b>24</b>	<b>54.2%</b>
9t.	MIA	13	24	54.2%

The team also averaged 3:02 minutes per offensive drive, tied for the second best mark in the NFL in 2022. Their 6.3 plays per drive average also ranks tied for fourth in the NFL.

### AVERAGE OFFENSIVE DRIVE LENGTH

Rank	Team	Plays	Time
1.	GB	6.1	3:03
<b>2t.</b>	<b>LV</b>	<b>6.3</b>	<b>3:02</b>
2t.	ATL	6.2	3:02
4.	PIT	6.5	3:01
5.	CLE	6.4	3:00





NO.	NAME	POS	HT	WT	DOB	EXP	COLLEGE	HOMETOWN	HOW ACQ
22	Abdullah, Ameer	RB	5-9	203	6/13/1993	9	Nebraska	Birmingham, Ala.	UFA -'22 (Car.)
17	Adams, Davante	WR	6-1	215	12/24/1992	10	Fresno State	East Palo Alto, Calif.	TR -'22 (GB)
0	Bennett, Jakorian	CB	5-11	195	8/23/2000	R	Maryland	Mobile, Ala.	D4a-'23
50	Bobenmoyer, Jacob	LS	6-2	235	5/28/1997	4	Northern Colorado	Cheyenne, Wyo.	UFA-'23 (Den.)
34	Bolden, Brandon	RB	5-11	220	1/26/1990	11	Mississippi	Baton Rouge, La.	UFA -'22 (NE)
36	Bolton, Curtis	LB	6-0	228	12/18/1995	3	Oklahoma	Murrieta, Calif.	FA '22
56	Burney, Amari	LB	6-2	228	6/19/2000	R	Florida	St. Petersburg, Fla.	D6-'23
69	Butler, Adam	DT	6-5	300	4/12/1994	7	Vanderbilt	Desoto, Texas	FA-'23
2	Carlson, Daniel	K	6-5	215	1/23/1995	6	Auburn	Colorado Springs, Colo.	FA-'18
3	Carter, DeAndre	WR	5-8	190	4/10/1993	6	Sacramento State	San Jose, Calif.	UFA -'23 (LAC)
6	Cole, AJ	P	6-4	220	11/27/1995	5	N.C. State	College Park, Ga.	UDFA-'19
98	Crosby, Maxx	DE	6-5	255	8/22/1997	5	Eastern Michigan	Colleyville, Texas	D4a-'19
5	Deablo, Divine	LB	6-3	223	8/17/1998	3	Virginia Tech	Winston-Salem, N.C.	D3b - '21
72	Eluemunor, Jermaine	T	6-4	330	12/13/1994	7	Texas A&M	London, England	FA-'21
1	Epps, Marcus	S	6-0	191	1/27/1996	5	Wyoming	Los Angeles, Calif.	UFA -'23 (Phi.)
10	Garoppolo, Jimmy	QB	6-2	225	11/2/1991	10	Eastern Illinois	Arlington Heights, Ill.	UFA -'23 (SF)
37	Hall, Tyler	CB	5-10	190	10/31/1998	4	Wyoming	Gardena, Calif.	FA-'22
71	Herron, Justin	T	6-5	290	11/27/1995	4	Wake Forest	Silver Spring, Md.	T - '22 (NE)
39	Hobbs, Nate	CB	6-0	195	6/24/1999	3	Illinois	Louisville, Ky.	D5 - '21
81	Hooper, Austin	TE	6-4	254	10/29/1994	8	Stanford	San Ramon, Calif.	UFA -'23 (Ten.)
80	Horsted, Jesper	TE	6-3	237	2/27/1997	4	Princeton	St. Paul, Minn.	FA - '22
7	Hoyer, Brian	QB	6-2	215	10/13/1985	15	Michigan State	Avon Lake, Ohio	FA-'23
8	Jacobs, Josh	RB	5-10	223	2/11/1998	5	Alabama	Tulsa, Okla.	D1b-'19
68	James, Andre	C	6-4	300	5/2/1997	5	UCLA	Herriman, Utah	UDFA-'19
95	Jenkins, John	DT	6-3	327	7/11/1989	11	Georgia	Meriden, Conn.	UFA -'23 (Mia.)
18	Jones, Jack	CB	5-11	180	12/20/1997	2	Arizona State	Long Beach, Calif.	W-'23
51	Koonce, Malcolm	DE	6-3	250	6/6/1998	3	Buffalo	Peekskill, N.Y.	D3a - '21
59	Masterson, Luke	LB	6-1	220	1/7/1998	2	Wake Forest	Naples, Fla.	UDFA - '22
87	Mayer, Michael	TE	6-4	265	7/6/2001	R	Notre Dame	Edgewood, Ky.	D2-'23
61	Meredith, Jordan	G	6-2	300	1/4/1998	1	Western Kentucky	Bowling Green, Ky.	FA-'22
16	Meyers, Jakobi	WR	6-2	200	11/9/1996	5	North Carolina State	Lithonia, Ga.	UFA-'23 (NE)
74	Miller, Kolton	T	6-8	325	10/9/1995	6	UCLA	Roseville, Calif.	D1-'18
25	Moehrig, Tre'von	S	6-2	202	6/16/1999	3	TCU	Spring Branch, Texas	D2 - '21
77	Munford Jr., Thayer	T	6-6	315	9/18/1999	2	Ohio State	Cincinnati, Ohio	D7a-'22
91	Nichols, Bilal	DT	6-3	313	9/14/1996	6	Delaware	Chester, Pa.	UFA-'22 (Chi.)
4	O'Connell, Aidan	QB	6-3	210	9/1/1998	R	Purdue	Long Grove, Ill.	D4b-'23
66	Parham, Dylan	G	6-3	285	8/24/1999	2	Memphis	Carrollton, Ga.	D3 - '22
75	Parker, Brandon	T	6-8	320	10/21/1995	6	North Carolina A&T	Kannapolis, N.C.	FA-'23
20	Pola-Mao, Isaiah	S	6-4	205	6/30/1999	2	USC	Phoenix, Ariz.	UDFA - '22
52	Reed, Malik	DE	6-2	235	8/5/1996	5	Nevada	Dothan, AL	FA-'23
13	Renfrow, Hunter	WR	5-10	185	12/21/1995	5	Clemson	Myrtle Beach, S.C.	D5-'19
21	Robertson, Amik	CB	5-9	183	7/6/1998	4	Louisiana Tech	Thibodaux, La.	D4b-'20
97	Robinson, Janarius	DE	6-5	258	5/4/1998	3	Florida State	Panama City, FL	FA-'23
99	Silvera, Nesta Jade	DT	6-2	315	1/23/2000	R	Arizona State	Pembroke Pines, Fla.	D7-'23
29	Smith II, Chris	S	5-11	195	5/1/2000	R	Georgia	Atlanta, Ga	D5-'23
41	Spillane, Robert	LB	6-1	229	12/14/1995	5	Western Michigan	Oak Park, Ill.	UFA-'23 (Pit.)
90	Tillery, Jerry	DT	6-6	295	10/8/1996	5	Notre Dame	Shreveport, La.	W -'22 (LAC)
11	Tucker, Tre	WR	5-9	185	3/8/2001	R	Cincinnati	Akron, Ohio	D3b-'23
19	Turner, DJ	WR	5-9	205	1/18/1997	2	Pittsburgh	Glenarden, Md.	UDFA-'21
70	Van Roten, Greg	G	6-3	305	2/26/1990	9	Pennsylvania	Mineola, NY	UFA-'23 (Buf.)
35	White, Zamir	RB	6-0	215	9/18/1999	2	Georgia	Laurinburg, N.C.	D4a - '22
9	Wilson, Tyree	DE	6-6	275	5/20/2000	R	Texas Tech	Henderson, Texas	D1-'23
93	Young, Byron	DT	6-3	292	11/10/2000	R	Alabama	Laurel, Miss.	D3a-'23

### Practice Squad (17)

62	Agoha, David	DE	6-4	252	5/18/2001	R		Bende in Abia State, Nigeria	IPP-'23
30	Armstrong, Cornell	CB	6-0	185	9/22/1995	5	Southern Miss	Bassfield, Miss.	FA-'23
94	Butler, Matthew	DT	6-3	290	6/10/1999	2	Tennessee	Raleigh, N.C.	D5 - '22
84	Cole Sr., Keelan	WR	6-1	194	4/20/1993	7	Kentucky Wesleyan	Louisville, Ky.	UFA - '22 (NYJ)
76	Fluker, D.J.	T	6-5	342	3/13/1991	9	Alabama	New Orleans, La.	FA-'23
85	Fotheringham, Cole	TE	6-4	243	10/11/1997	1	Utah	San Clemente, Calif.	UDFA - '22
40	Grant, Jaydon	S	6-0	190	6/15/1998	R	Oregon State	West Linn, Ore.	UDFA-'23
65	Grasu, Hroniss	C	6-3	301	8/12/1991	7	Oregon	Los Angeles, Calif.	FA-'21
45	Johnson, Jakob	FB	6-3	255	12/15/1994	5	Tennessee	Stuttgart, Germany	UFA-'22 (NE)
47	McCormick, Sincere	RB	5-9	205	9/10/2000	2	Texas-San Antonio	Converse, Texas	UDFA - '22
73	McKenzie, Jalen	T	6-5	315	7/10/1999	2	Southern California	Concord, Calif.	FA-'23
54	Muti, Netane	G	6-3	307	3/27/1999	4	Fresno State	Wahiawa, Hawai'i	FA-'22
27	Pride Jr., Troy	CB	5-11	195	1/19/1998	3	Notre Dame	Greer, S.C.	FA-'23
92	Smith, Elerson	DE	6-7	250	7/17/1998	3	Northern Iowa	Minneapolis, Minn.	FA-'23
49	Snowden, Charles	DE	6-7	245	3/27/1998	2	Virginia	Silver Spring, Md.	FA-'23
26	Webb, Sam	CB	6-2	195	5/19/1998	2	Missouri Western State	Excelsior Springs, Mo.	UDFA - '22
83	Wilkerson, Kristian	WR	6-1	214	1/10/1997	2	Southeast Missouri State	Memphis, TN	FA-'23

### Injured Reserve (5)

38	Brown, Brittain	RB	6-1	205	10/10/1997	2	UCLA	Canton, Ga.	D7b - '22
58	Butler, Darien	LB	6-0	225	2/29/2000	2	Arizona State	Compton, Calif.	UDFA - '22
43	Mauga, Kana'i	LB	6-2	245	1/8/2000	1	Southern California	Waianae, Hawaii	FA-'22
78	Wagner, Dalton	T	6-8	320	10/5/1998	R	Arkansas	Spring Grove, Ill.	UDFA - '23
32	Walter, Austin	RB	5-8	202	8/17/1996	3	Rice	Crosby, Texas	FA-'22

### Injured Reserve - Designated For Return (1)

31	Facyson, Brandon	CB	6-2	197	9/8/1994	6	Virginia Tech	Newnan, Ga.	UFA -'23 (Ind.)
----	------------------	----	-----	-----	----------	---	---------------	-------------	-----------------

NO.	NAME	POS	HT	WT	DOB	EXP	COLLEGE	HOMETOWN	HOW ACQ
0	Bennett, Jakorian	CB	5-11	195	8/23/2000	R	Maryland	Mobile, Ala.	D4a-'23
1	Epps, Marcus	S	6-0	191	1/27/1996	5	Wyoming	Los Angeles, Calif.	UFA-'23 (Phi.)
2	Carlson, Daniel	K	6-5	215	1/23/1995	6	Auburn	Colorado Springs, Colo.	FA-'18
3	Carter, DeAndre	WR	5-8	190	4/10/1993	6	Sacramento State	San Jose, Calif.	UFA-'23 (LAC)
4	O'Connell, Aidan	QB	6-3	210	9/1/1998	R	Purdue	Long Grove, Ill.	D4b-'23
5	Deablo, Divine	LB	6-3	223	8/17/1998	3	Virginia Tech	Winston-Salem, N.C.	D3b-'21
6	Cole, AJ	P	6-4	220	11/27/1995	5	N.C. State	College Park, Ga.	UDFA-'19
7	Hoyer, Brian	QB	6-2	215	10/13/1985	15	Michigan State	Avon Lake, Ohio	FA-'23
8	Jacobs, Josh	RB	5-10	223	2/11/1998	5	Alabama	Tulsa, Okla.	D1b-'19
9	Wilson, Tyree	DE	6-6	275	5/20/2000	R	Texas Tech	Henderson, Texas	D1-'23
10	Garoppolo, Jimmy	QB	6-2	225	11/2/1991	10	Eastern Illinois	Arlington Heights, Ill.	UFA-'23 (SF)
11	Tucker, Tre	WR	5-9	185	3/8/2001	R	Cincinnati	Akron, Ohio	D3b-'23
13	Renfrow, Hunter	WR	5-10	185	12/21/1995	5	Clemson	Myrtle Beach, S.C.	D5-'19
16	Meyers, Jakobi	WR	6-2	200	11/9/1996	5	North Carolina State	Lithonia, Ga.	UFA-'23 (NE)
17	Adams, Davante	WR	6-1	215	12/24/1992	10	Fresno State	East Palo Alto, Calif.	TR-'22 (GB)
18	Jones, Jack	CB	5-11	180	12/20/1997	2	Arizona State	Long Beach, Calif.	W-'23
19	Turner, DJ	WR	5-9	205	1/18/1997	2	Pittsburgh	Glenarden, Md.	UDFA-'21
20	Pola-Mao, Isaiah	S	6-4	205	6/30/1999	2	USC	Phoenix, Ariz.	UDFA-'22
21	Robertson, Amik	CB	5-9	183	7/6/1998	4	Louisiana Tech	Thibodaux, La.	D4b-'20
22	Abdullah, Ameer	RB	5-9	203	6/13/1993	9	Nebraska	Birmingham, Ala.	UFA-'22 (Car.)
25	Moehrig, Tre'von	S	6-2	202	6/16/1999	3	TCU	Spring Branch, Texas	D2-'21
29	Smith II, Chris	S	5-11	195	5/1/2000	R	Georgia	Atlanta, Ga.	D5-'23
34	Bolden, Brandon	RB	5-11	220	1/26/1990	11	Mississippi	Baton Rouge, La.	UFA-'22 (NE)
35	White, Zamir	RB	6-0	215	9/18/1999	2	Georgia	Laurinburg, N.C.	D4a-'22
36	Bolton, Curtis	LB	6-0	228	12/18/1995	3	Oklahoma	Murrieta, Calif.	FA-'22
37	Hall, Tyler	CB	5-10	190	10/31/1998	4	Wyoming	Gardena, Calif.	FA-'22
39	Hobbs, Nate	CB	6-0	195	6/24/1999	3	Illinois	Louisville, Ky.	D5-'21
41	Spillane, Robert	LB	6-1	229	12/14/1995	5	Western Michigan	Oak Park, Ill.	UFA-'23 (Pit.)
50	Bobenmoyer, Jacob	LS	6-2	235	5/28/1997	4	Northern Colorado	Cheyenne, Wyo.	UFA-'23 (Den.)
51	Koonce, Malcolm	DE	6-3	250	6/6/1998	3	Buffalo	Peekskill, N.Y.	D3a-'21
52	Reed, Malik	DE	6-2	235	8/5/1996	5	Nevada	Dothan, AL	FA-'23
56	Burney, Amari	LB	6-2	228	6/19/2000	R	Florida	St. Petersburg, Fla.	D6-'23
59	Masterson, Luke	LB	6-1	220	1/7/1998	2	Wake Forest	Naples, Fla.	UDFA-'22
61	Meredith, Jordan	G	6-2	300	1/4/1998	1	Western Kentucky	Bowling Green, Ky.	FA-'22
66	Parham, Dylan	G	6-3	285	8/24/1999	2	Memphis	Carrollton, Ga.	D3-'22
68	James, Andre	C	6-4	300	5/2/1997	5	UCLA	Herriman, Utah	UDFA-'19
69	Butler, Adam	DT	6-5	300	4/12/1994	7	Vanderbilt	Desoto, Texas	FA-'23
70	Van Roten, Greg	G	6-3	305	2/26/1990	9	Pennsylvania	Mineola, NY	UFA-'23 (Buf.)
71	Herron, Justin	T	6-5	290	11/27/1995	4	Wake Forest	Silver Spring, Md.	T-'22 (NE)
72	Eluemunor, Jermaine	T	6-4	330	12/13/1994	7	Texas A&M	London, England	FA-'21
74	Miller, Kolton	T	6-8	325	10/9/1995	6	UCLA	Roseville, Calif.	D1-'18
75	Parker, Brandon	T	6-8	320	10/21/1995	6	North Carolina A&T	Kannapolis, N.C.	FA-'23
77	Munford Jr., Thayer	T	6-6	315	9/18/1999	2	Ohio State	Cincinnati, Ohio	D7a-'22
80	Horsted, Jesper	TE	6-3	237	2/27/1997	4	Princeton	St. Paul, Minn.	FA-'22
81	Hooper, Austin	TE	6-4	254	10/29/1994	8	Stanford	San Ramon, Calif.	UFA-'23 (Ten.)
87	Mayer, Michael	TE	6-4	265	7/6/2001	R	Notre Dame	Edgewood, Ky.	D2-'23
90	Tillery, Jerry	DT	6-6	295	10/8/1996	5	Notre Dame	Shreveport, La.	W-'22 (LAC)
91	Nichols, Bilal	DT	6-3	313	9/14/1996	6	Delaware	Chester, Pa.	UFA-'22 (Chi.)
93	Young, Byron	DT	6-3	292	11/10/2000	R	Alabama	Laurel, Miss.	D3a-'23
95	Jenkins, John	DT	6-3	327	7/11/1989	11	Georgia	Meriden, Conn.	UFA-'23 (Mia.)
97	Robinson, Janarius	DE	6-5	258	5/4/1998	3	Florida State	Panama City, FL	FA-'23
98	Crosby, Maxx	DE	6-5	255	8/22/1997	5	Eastern Michigan	Colleyville, Texas	D4a-'19
99	Silvera, Nesta Jade	DT	6-2	315	1/23/2000	R	Arizona State	Pembroke Pines, Fla.	D7-'23

### Practice Squad (17)

26	Webb, Sam	CB	6-2	195	5/19/1998	2	Missouri Western State	Excelsior Springs, Mo.	UDFA-'22
27	Pride Jr., Troy	CB	5-11	195	1/19/1998	3	Notre Dame	Greer, S.C.	FA-'23
30	Armstrong, Cornell	CB	6-0	185	9/22/1995	5	Southern Miss	Bassfield, Miss.	FA-'23
40	Grant, Jaydon	S	6-0	190	6/15/1998	R	Oregon State	West Linn, Ore.	UDFA-'23
45	Johnson, Jakob	FB	6-3	255	12/15/1994	5	Tennessee	Stuttgart, Germany	UFA-'22 (NE)
47	McCormick, Sincere	RB	5-9	205	9/10/2000	2	Texas-San Antonio	Converse, Texas	UDFA-'22
49	Snowden, Charles	DE	6-7	245	3/27/1998	2	Virginia	Silver Spring, Md.	FA-'23
54	Muti, Netane	G	6-3	307	3/27/1999	4	Fresno State	Wahiawa, Hawai'i	FA-'22
62	Agoha, David	DE	6-4	252	5/18/2001	R		Bende in Abia State, Nigeria	IPP-'23
65	Grasu, Hroniss	C	6-3	301	8/12/1991	7	Oregon	Los Angeles, Calif.	FA-'21
73	McKenzie, Jalen	T	6-5	315	7/10/1999	2	Southern California	Concord, Calif.	FA-'23
76	Fluker, D.J.	T	6-5	342	3/13/1991	9	Alabama	New Orleans, La.	FA-'23
83	Wilkerson, Kristian	WR	6-1	214	1/10/1997	2	Southeast Missouri State	Memphis, TN	FA-'23
84	Cole Sr., Keelan	WR	6-1	194	4/20/1993	7	Kentucky Wesleyan	Louisville, Ky.	UFA-'22 (NYJ)
85	Fotheringham, Cole	TE	6-4	243	10/11/1997	1	Utah	San Clemente, Calif.	UDFA-'22
92	Smith, Elerson	DE	6-7	250	7/17/1998	3	Northern Iowa	Minneapolis, Minn.	FA-'23
94	Butler, Matthew	DT	6-3	290	6/10/1999	2	Tennessee	Raleigh, N.C.	D5-'22

### Injured Reserve (5)

32	Walter, Austin	RB	5-8	202	8/17/1996	3	Rice	Crosby, Texas	FA-'22
38	Brown, Brittain	RB	6-1	205	10/10/1997	2	UCLA	Canton, Ga.	D7b-'22
43	Mauga, Kana'i	LB	6-2	245	1/8/2000	1	Southern California	Waianae, Hawaii	FA-'22
58	Butler, Darien	LB	6-0	225	2/29/2000	2	Arizona State	Compton, Calif.	UDFA-'22
78	Wagner, Dalton	T	6-8	320	10/5/1998	R	Arkansas	Spring Grove, Ill.	UDFA-'23

### Injured Reserve - Designated For Return (1)

31	Facyson, Brandon	CB	6-2	197	9/8/1994	6	Virginia Tech	Newnan, Ga.	UFA-'23 (Ind.)
----	------------------	----	-----	-----	----------	---	---------------	-------------	----------------

(As of December 12, 2023)

## OFFENSE

<b>WR</b>	17 Davante Adams	19 DJ Turner		
<b>LT</b>	74 Kolton Miller	71 Justin Herron		
<b>LG</b>	66 Dylan Parham	61 Jordan Meredith		
<b>C</b>	68 Andre James	61 Jordan Meredith		
<b>RG</b>	70 Greg Van Roten	61 Jordan Meredith		
<b>RT</b>	72 Jermaine Eluemunor	77 Thayer Munford Jr.	75 Brandon Parker	
<b>TE</b>	81 Austin Hooper	<u>87 Michael Mayer</u>	80 Jesper Horsted	
<b>WR</b>	16 Jakobi Meyers	3 DeAndre Carter		
<b>WR</b>	13 Hunter Renfrow	<u>11 Tre Tucker</u>		
<b>QB</b>	<u>4 Aidan O'Connell</u>	10 Jimmy Garoppolo	7 Brian Hoyer	
<b>RB</b>	8 Josh Jacobs	35 Zamir White	22 Ameer Abdullah	34 Brandon Bolden

## DEFENSE

<b>DE</b>	98 Maxx Crosby	52 Malik Reed	97 Janarius Robinson
<b>DT</b>	95 John Jenkins	90 Jerry Tillery	<u>99 Nesta Jade Silvera</u>
<b>DT</b>	91 Bilal Nichols	69 Adam Butler	<u>93 Byron Young</u>
<b>DE</b>	51 Malcolm Koonce	<u>9 Tyree Wilson</u>	
<b>OLB</b>	5 Divine Deablo	36 Curtis Bolton	
<b>MLB</b>	41 Robert Spillane	<u>56 Amari Burney</u>	
<b>OLB</b>	59 Luke Masterson		
<b>CB</b>	39 Nate Hobbs	<u>0 Jakorian Bennett</u>	18 Jack Jones
<b>CB</b>	21 Amik Robertson	37 Tyler Hall	
<b>FS</b>	25 Tre'von Moehrig	20 Isaiah Pola-Mao	
<b>SS</b>	1 Marcus Epps	<u>29 Chris Smith II</u>	

## SPECIALISTS

<b>P</b>	6 AJ Cole	
<b>K</b>	2 Daniel Carlson	
<b>H</b>	6 AJ Cole	
<b>LS</b>	50 Jacob Bobenmoyer	
<b>KR</b>	3 DeAndre Carter	22 Ameer Abdullah
<b>PR</b>	3 DeAndre Carter	13 Hunter Renfrow

## PRONUNCIATION GUIDE

Ameer Abdullah .....	uh-MEER abb-DOOL-uh	Tre'von Moehrig .....	TRAY-von MAIR-igg
Jacob Bobenmoyer .....	BOBB-en-my-er	Dylan Parham .....	PARR-um
Amari Burney .....	ahh-MARR-ee	Isaiah Pola-Mao .....	POE-luh-MOW
Divine Deablo .....	dee-ABB-loh	Amik Robertson .....	uh-MEEK
Jermaine Eluemunor .....	eh-LOO-muh-norr	Janarius Robinson .....	juh-NARR-iss
Jimmy Garoppolo .....	guh-ROPP-uh-loh	Robert Spillane .....	spuh-LANE
Justin Herron .....	huh-RAWN	Greg Van Roten .....	van-ROH-tin

NO.	NAME	POS.	HT.	WT.	AGE	EXP.	COLLEGE	HOMETOWN	HOW ACQ.
<b>QUARTERBACKS (3)</b>									
4	O'Connell, Aidan	QB	6-3	210	25	R	Purdue	Long Grove, Ill.	D4b-'23
7	Hoyer, Brian	QB	6-2	215	38	15	Michigan State	Avon Lake, Ohio	FA-'23
10	Garoppolo, Jimmy	QB	6-2	225	32	10	Eastern Illinois	Arlington Heights, Ill.	UFA-'23 (SF)
<b>RUNNING BACKS (8)</b>									
8	Jacobs, Josh	RB	5-10	223	25	5	Alabama	Tulsa, Okla.	D1b-'19
22	Abdullah, Ameer	RB	5-9	203	30	9	Nebraska	Birmingham, Ala.	UFA-'22 (Car.)
32	Walter, Austin (IR)	RB	5-8	202	27	3	Rice	Crosby, Texas	FA-'22
34	Bolden, Brandon	RB	5-11	220	33	11	Mississippi	Baton Rouge, La.	UFA-'22 (NE)
35	White, Zamir	RB	6-0	215	24	2	Georgia	Laurinburg, N.C.	D4a-'22
38	Brown, Brittain (IR)	RB	6-1	205	26	2	UCLA	Canton, Ga.	D7b-'22
45	Johnson, Jakob (PS)	FB	6-3	255	28	5	Tennessee	Stuttgart, Germany	UFA-'22 (NE)
47	McCormick, Sincere (PS)	RB	5-9	205	23	2	Texas-San Antonio	Converse, Texas	UDFA-'22
<b>WIDE RECEIVERS (8)</b>									
3	Carter, DeAndre	WR	5-8	190	30	6	Sacramento State	San Jose, Calif.	UFA-'23 (LAC)
11	Tucker, Tre	WR	5-9	185	22	R	Cincinnati	Akron, Ohio	D3b-'23
13	Renfrow, Hunter	WR	5-10	185	27	5	Clemson	Myrtle Beach, S.C.	D5-'19
16	Meyers, Jakobi	WR	6-2	200	27	5	North Carolina State	Lithonia, Ga.	UFA-'23 (NE)
17	Adams, Davante	WR	6-1	215	30	10	Fresno State	East Palo Alto, Calif.	TR-'22 (GB)
19	Turner, DJ	WR	5-9	205	26	2	Pittsburgh	Glenarden, Md.	UDFA-'21
83	Wilkerson, Kristian (PS)	WR	6-1	214	26	2	Southeast Missouri State	Memphis, TN	FA-'23
84	Cole Sr., Keelan (PS)	WR	6-1	194	30	7	Kentucky Wesleyan	Louisville, Ky.	UFA-'22 (NY)
<b>TIGHT ENDS (4)</b>									
80	Horsted, Jesper	TE	6-3	237	26	4	Princeton	St. Paul, Minn.	FA-'22
81	Hooper, Austin	TE	6-4	254	29	8	Stanford	San Ramon, Calif.	UFA-'23 (Ten.)
85	Fotheringham, Cole (PS)	TE	6-4	243	26	1	Utah	San Clemente, Calif.	UDFA-'22
87	Mayer, Michael	TE	6-4	265	22	R	Notre Dame	Edgewood, Ky.	D2-'23
<b>OFFENSIVE LINE (14)</b>									
54	Muti, Netane (PS)	G	6-3	307	24	4	Fresno State	Wahiawa, Hawai'i	FA-'22
61	Meredith, Jordan	G	6-2	300	25	1	Western Kentucky	Bowling Green, Ky.	FA-'22
65	Grasu, Hroniss (PS)	C	6-3	301	32	7	Oregon	Los Angeles, Calif.	FA-'21
66	Parham, Dylan	G	6-3	285	24	2	Memphis	Carrlton, Ga.	D3-'22
68	James, Andre	C	6-4	300	26	5	UCLA	Herriman, Utah	UDFA-'19
70	Van Roten, Greg	G	6-3	305	33	9	Pennsylvania	Mineola, NY	UFA-'23 (Buf.)
71	Herron, Justin	T	6-5	290	28	4	Wake Forest	Silver Spring, Md.	T-'22 (NE)
72	Eluemunor, Jermaine	T	6-4	330	28	7	Texas A&M	London, England	FA-'21
73	McKenzie, Jalen (PS)	T	6-5	315	24	2	Southern California	Concord, Calif.	FA-'23
74	Miller, Kolton	T	6-8	325	28	6	UCLA	Roseville, Calif.	D1-'18
75	Parker, Brandon	T	6-8	320	28	6	North Carolina A&T	Kannapolis, N.C.	FA-'23
76	Fluker, D.J. (PS)	T	6-5	342	32	9	Alabama	New Orleans, La.	FA-'23
77	Munford Jr., Thayer	T	6-6	315	24	2	Ohio State	Cincinnati, Ohio	D7a-'22
78	Wagner, Dalton (IR)	T	6-8	320	25	R	Arkansas	Spring Grove, Ill.	UDFA-'23
<b>LINEBACKERS (7)</b>									
5	Deablo, Divine	LB	6-3	223	25	3	Virginia Tech	Winston-Salem, N.C.	D3b-'21
36	Bolton, Curtis	LB	6-0	228	27	3	Oklahoma	Murrieta, Calif.	FA-'22
41	Spillane, Robert	LB	6-1	229	27	5	Western Michigan	Oak Park, Ill.	UFA-'23 (Pit.)
43	Mauga, Kana'i (IR)	LB	6-2	245	23	1	Southern California	Waianae, Hawaii	FA-'22
56	Burney, Amari	LB	6-2	228	23	R	Florida	St. Petersburg, Fla.	D6-'23
58	Butler, Darien (IR)	LB	6-0	225	23	2	Arizona State	Compton, Calif.	UDFA-'22
59	Masterson, Luke	LB	6-1	220	25	2	Wake Forest	Naples, Fla.	UDFA-'22
<b>DEFENSIVE BACKS (14)</b>									
0	Bennett, Jakorian	CB	5-11	195	23	R	Maryland	Mobile, Ala.	D4a-'23
1	Epps, Marcus	S	6-0	191	27	5	Wyoming	Los Angeles, Calif.	UFA-'23 (Phi.)
18	Jones, Jack	CB	5-11	180	25	2	Arizona State	Long Beach, Calif.	W-'23
20	Pola-Mao, Isaiah	S	6-4	205	24	2	USC	Phoenix, Ariz.	UDFA-'22
21	Robertson, Amik	CB	5-9	183	25	4	Louisiana Tech	Thibodaux, La.	D4b-'20
25	Moehrig, Tre'von	S	6-2	202	24	3	TCU	Spring Branch, Texas	D2-'21
26	Webb, Sam (PS)	CB	6-2	195	25	2	Missouri Western State	Excelsior Springs, Mo.	UDFA-'22
27	Pride Jr., Troy (PS)	CB	5-11	195	25	3	Notre Dame	Greer, S.C.	FA-'23
29	Smith II, Chris	S	5-11	195	23	R	Georgia	Atlanta, Ga.	D5-'23
30	Armstrong, Cornell (PS)	CB	6-0	185	28	5	Southern Miss	Bassfield, Miss.	FA-'23
31	Facyson, Brandon (IRD)	CB	6-2	197	29	6	Virginia Tech	Newnan, Ga.	UFA-'23 (Ind.)
37	Hall, Tyler	CB	5-10	190	25	4	Wyoming	Gardena, Calif.	FA-'22
39	Hobbs, Nate	CB	6-0	195	24	3	Illinois	Louisville, Ky.	D5-'21
40	Grant, Jaydon (PS)	S	6-0	190	25	R	Oregon State	West Linn, Ore.	UDFA-'23
<b>DEFENSIVE LINE (15)</b>									
9	Wilson, Tyree	DE	6-6	275	23	R	Texas Tech	Henderson, Texas	D1-'23
49	Snowden, Charles (PS)	DE	6-7	245	25	2	Virginia	Silver Spring, Md.	FA-'23
51	Koonce, Malcolm	DE	6-3	250	25	3	Buffalo	Peekskill, N.Y.	D3a-'21
52	Reed, Malik	DE	6-2	235	27	5	Nevada	Dothan, AL	FA-'23
62	Agoha, David (PS)	DE	6-4	252	22	R		Bende in Abia State, Nigeria	IPP-'23
69	Butler, Adam	DT	6-5	300	29	7	Vanderbilt	Desoto, Texas	FA-'23
90	Tillery, Jerry	DT	6-6	295	27	5	Notre Dame	Shreveport, La.	W-'22 (LAC)
91	Nichols, Bilal	DT	6-3	313	27	6	Delaware	Chester, Pa.	UFA-'22 (Chi.)
92	Smith, Elerson (PS)	DE	6-7	250	25	3	Northern Iowa	Minneapolis, Minn.	FA-'23
93	Young, Byron	DT	6-3	292	23	R	Alabama	Laurel, Miss.	D3a-'23
94	Butler, Matthew (PS)	DT	6-3	290	24	2	Tennessee	Raleigh, N.C.	D5-'22
95	Jenkins, John	DT	6-3	327	34	11	Georgia	Meriden, Conn.	UFA-'23 (Mia.)
97	Robinson, Janarius	DE	6-5	258	25	3	Florida State	Panama City, FL	FA-'23
98	Crosby, Maxx	DE	6-5	255	26	5	Eastern Michigan	Colleyville, Texas	D4a-'19
99	Silvera, Nesta Jade	DT	6-2	315	23	R	Arizona State	Pembroke Pines, Fla.	D7-'23
<b>SPECIALISTS (3)</b>									
2	Carlson, Daniel	K	6-5	215	28	6	Auburn	Colorado Springs, Colo.	FA-'18
6	Cole, AJ	P	6-4	220	28	5	N.C. State	College Park, Ga.	UDFA-'19
50	Bobenmoyer, Jacob	LS	6-2	235	26	4	Northern Colorado	Cheyenne, Wyo.	UFA-'23 (Den.)

YEAR	DRAFTEES (21)	FREE AGENTS (22)	COLLEGE FREE AGENTS (5)	TRADES/WAIVERS (4)
2018	T Kolton Miller (1)	K Daniel Carlson (FA-'18)		
2019	RB Josh Jacobs (1b) DE Maxx Crosby (4a) WR Hunter Renfrow (5)		P AJ Cole (UDFA-'19) C Andre James (UDFA-'19)	
2020	CB Amik Robertson (4b)			
2021	S Tre'von Moehrig (2) DE Malcolm Koonce (3a) LB Divine Deablo (3b) CB Nate Hobbs (5)	T Jermaine Eluemunor (FA-'21)	WR DJ Turner (UDFA-'21)	
2022	G Dylan Parham (3) RB Zamir White (4a) T Thayer Munford Jr. (7a)	RB Ameer Abdullah (UFA -'22 Car.) RB Brandon Bolden (UFA -'22 NE) LB Curtis Bolton (FA '22) CB Tyler Hall (FA-'22) TE Jesper Horsted (FA - '22) G Jordan Meredith (FA-'22) DT Bilal Nichols (UFA-'22 Chi.)	LB Luke Masterson (UDFA - '22) S Isaiah Pola-Mao (UDFA - '22)	WR Davante Adams (TR -'22 GB) T Justin Herron (T - '22 NE) DT Jerry Tillery (W -'22 LAC)
2023	DE Tyree Wilson (1) TE Michael Mayer (2) DT Byron Young (3a) WR Tre Tucker (3b) CB Jakorian Bennett (4a) QB Aidan O'Connell (4b) S Chris Smith II (5) LB Amari Burney (6) DT Nesta Jade Silvera (7)	LS Jacob Bobenmoyer (UFA-'23 Den.) WR DeAndre Carter (UFA -'23 LAC) S Marcus Epps (UFA -'23 Phi.) QB Jimmy Garoppolo (UFA -'23 SF) TE Austin Hooper (UFA -'23 Ten.) QB Brian Hoyer (FA-'23) DT John Jenkins (UFA- '23 Mia.) WR Jakobi Meyers (UFA-'23 NE) T Brandon Parker (FA-'23) DE Malik Reed (FA-'23) DE Janarius Robinson (FA-'23) LB Robert Spillane (UFA '23 Pit.) G Greg Van Roten (UFA-'23 Buf.)		CB Jack Jones (W-'23)

# ROSTER/GAME-BY-GAME STARTERS & INACTIVES

## 2023 REGULAR SEASON

### OFFENSE

DATE	OPPONENT	WR	LT	LG	C	RG	RT	TE	WR	WR	QB	RB	FB	T
9/10	at DEN	J. Meyers	K. Miller	D. Parham	A. James	G. Van Roten	J. Eluemunor	--	D. Adams	--	J. Garoppolo	J. Jacobs	J. Johnson	T. Munford Jr.
9/17	at BUF	K. Wilkerson	K. Miller	D. Parham	A. James	G. Van Roten	J. Eluemunor	A. Hooper	D. Adams	D. Carter	J. Garoppolo	J. Jacobs	--	--
9/24	PIT	J. Meyers	K. Miller	D. Parham	A. James	G. Van Roten	J. Eluemunor	A. Hooper/ M. Mayer	D. Adams	--	J. Garoppolo	J. Jacobs	--	--
10/1	at LAC	J. Meyers	K. Miller	D. Parham	A. James	G. Van Roten	J. Eluemunor	M. Mayer	D. Adams	--	A. O'Connell	J. Jacobs	J. Johnson	--
10/9	GB	J. Meyers	K. Miller	D. Parham	A. James	G. Van Roten	J. Eluemunor	M. Mayer	D. Adams	H. Renfrow	J. Garoppolo	J. Jacobs	--	--
10/15	NE	J. Meyers	K. Miller	D. Parham	A. James	G. Van Roten	T. Munford Jr.	M. Mayer	D. Adams	--	J. Garoppolo	J. Jacobs	J. Johnson	--
10/22	at CHI	J. Meyers	K. Miller	D. Parham	A. James	G. Van Roten	T. Munford Jr.	M. Mayer	D. Adams	H. Renfrow	B. Hoyer	J. Jacobs	--	--
10/30	at DET	J. Meyers	K. Miller	D. Parham	A. James	G. Van Roten	T. Munford Jr.	A. Hooper/ M. Mayer	D. Adams	--	J. Garoppolo	J. Jacobs	--	--
11/5	NYG	J. Meyers	K. Miller	D. Parham	A. James	G. Van Roten	J. Eluemunor	A. Hooper/ M. Mayer	D. Adams	--	A. O'Connell	J. Jacobs	--	--
11/12	NYJ	J. Meyers	J. Eluemunor	D. Parham	A. James	G. Van Roten	T. Munford Jr.	M. Mayer	D. Adams	--	A. O'Connell	J. Jacobs	--	J. Herron
11/19	at MIA	J. Meyers	J. Eluemunor	D. Parham	A. James	G. Van Roten	T. Munford Jr.	M. Mayer	D. Adams	H. Renfrow	A. O'Connell	J. Jacobs	--	--
11/26	KC	J. Meyers	K. Miller	D. Parham	A. James	G. Van Roten	J. Eluemunor	M. Mayer/ A. Hooper	D. Adams	--	A. O'Connell	J. Jacobs	--	--
12/10	MIN	J. Meyers	T. Munford Jr.	D. Parham	A. James	G. Van Roten	J. Eluemunor	M. Mayer/ A. Hooper	D. Adams	--	A. O'Connell	J. Jacobs	--	--
12/14	LAC	--	--	--	--	--	--	--	--	--	--	--	--	--
12/25	at KC	--	--	--	--	--	--	--	--	--	--	--	--	--
12/31	at IND	--	--	--	--	--	--	--	--	--	--	--	--	--
1/7	DEN	--	--	--	--	--	--	--	--	--	--	--	--	--

## 2023 REGULAR SEASON

### DEFENSE

DATE	OPPONENT	DE	DT	DT	DE	LB	LB	CB	CB	CB	S	S	DT
9/10	at DEN	M. Crosby	B. Nichols	J. Jenkins	J. Tillery	D. Deablo	R. Spillane	N. Hobbs	M. Peters	<u>J. Bennett</u>	T. Moehrig	M. Epps	--
9/17	at BUF	M. Crosby	B. Nichols	J. Jenkins	M. Koonce	D. Deablo	R. Spillane	N. Hobbs	M. Peters	<u>J. Bennett</u>	T. Moehrig	M. Epps	--
9/24	PIT	M. Crosby	B. Nichols	J. Jenkins	I. Rochell	D. Deablo	R. Spillane	--	M. Peters	<u>J. Bennett</u>	T. Moehrig	M. Epps	J. Tillery
10/1	at LAC	M. Crosby	B. Nichols	J. Jenkins	M. Koonce	D. Deablo	R. Spillane	A. Robertson	M. Peters	<u>J. Bennett</u>	T. Moehrig	M. Epps	--
10/9	GB	M. Crosby	B. Nichols	J. Jenkins	M. Koonce	D. Deablo	R. Spillane	A. Robertson	M. Peters	T. Hall	T. Moehrig	M. Epps	--
10/15	NE	M. Crosby	B. Nichols	J. Jenkins	M. Koonce	D. Deablo	R. Spillane	A. Robertson	M. Peters	T. Hall	T. Moehrig	M. Epps	--
10/22	at CHI	M. Crosby	B. Nichols	J. Jenkins	M. Koonce	D. Deablo	R. Spillane	A. Robertson	M. Peters	D. Long Jr.	T. Moehrig	M. Epps	--
10/30	at DET	M. Crosby	B. Nichols	J. Jenkins	M. Koonce	L. Masterson	R. Spillane	A. Robertson	M. Peters	N. Hobbs	T. Moehrig	M. Epps	--
11/5	NYG	M. Crosby	B. Nichols	J. Jenkins	M. Koonce	<u>A. Burney</u>	R. Spillane	A. Robertson	M. Peters	N. Hobbs	T. Moehrig	M. Epps	--
11/12	NYJ	M. Crosby	B. Nichols	J. Jenkins	M. Reed	D. Deablo	R. Spillane	A. Robertson	M. Peters	--	T. Moehrig	M. Epps	J. Tillery
11/19	at MIA	M. Crosby	B. Nichols	J. Jenkins	M. Koonce	D. Deablo	R. Spillane	T. Hall	M. Peters	N. Hobbs	T. Moehrig	M. Epps	--
11/26	KC	M. Crosby	B. Nichols	J. Jenkins	M. Reed	D. Deablo	R. Spillane	--	M. Peters	N. Hobbs	T. Moehrig	M. Epps	J. Tillery
12/10	MIN	M. Crosby	B. Nichols	J. Jenkins	J. Robinson	D. Deablo	R. Spillane	--	A. Robertson	N. Hobbs	T. Moehrig	M. Epps	J. Tillery
12/14	LAC	--	--	--	--	--	--	--	--	--	--	--	--
12/25	at KC	--	--	--	--	--	--	--	--	--	--	--	--
12/31	at IND	--	--	--	--	--	--	--	--	--	--	--	--
1/7	DEN	--	--	--	--	--	--	--	--	--	--	--	--

Rookies underlined.

2023 REGULAR SEASON INACTIVES

DATE	OPPONENT	1	2	3	4	5	6	7
09/10	at Denver	<u>Amari Burney</u>	Chandler Jones	<u>Aidan O'Connell</u>	<u>Nesta Jade Silvera</u>	<u>Chris Smith II</u>	<u>Tre Tucker</u>	--
09/17	at Buffalo	<u>Amari Burney</u>	Chandler Jones	Jakobi Meyers	<u>Aidan O'Connell</u>	<u>Nesta Jade Silvera</u>	<u>Chris Smith II</u>	--
09/24	Pittsburgh	<u>Amari Burney</u>	<u>Aidan O'Connell</u>	<u>Nesta Jade Silvera</u>	<u>Chris Smith II</u>	Kristian Wilkerson	--	--
10/01	at L.A. Chargers	<u>Amari Burney</u>	Jimmy Garoppolo	Nate Hobbs	Isaiah Pola-Mao	Malik Reed	Kristian Wilkerson	<u>Byron Young</u>
10/09	Green Bay	<u>Jakorian Bennett</u>	<u>Amari Burney</u>	Nate Hobbs	<u>Aidan O'Connell</u>	<u>Nesta Jade Silvera</u>	<u>Chris Smith II</u>	Kristian Wilkerson
10/15	New England	<u>Amari Burney</u>	Justin Herron	Nate Hobbs	<u>Aidan O'Connell</u>	<u>Nesta Jade Silvera</u>	<u>Chris Smith II</u>	Kristian Wilkerson
10/22	at Chicago	<u>Jakorian Bennett</u>	<u>Amari Burney</u>	Jimmy Garoppolo	Nate Hobbs	<u>Nesta Jade Silvera</u>	Kristian Wilkerson	--
10/30	at Detroit	Divine Deablo	Tyler Hall	Brian Hoyer	James McCourt	<u>Nesta Jade Silvera</u>	Kristian Wilkerson	<u>Byron Young</u>
11/05	N.Y. Giants	Divine Deablo	Brian Hoyer	Jakob Johnson	Luke Masterson	Thayer Munford Jr.	Isaac Rochell	<u>Byron Young</u>
11/12	N.Y. Jets	Brian Hoyer	Jakob Johnson	Kolton Miller	Isaac Rochell	<u>Nesta Jade Silvera</u>	Jaylon Smith	<u>Byron Young</u>
11/19	at Miami	<u>Amari Burney</u>	Hroniss Grasu	Brian Hoyer	Kolton Miller	<u>Nesta Jade Silvera</u>	Jaylon Smith	<u>Byron Young</u>
11/26	Kansas City	<u>Jakorian Bennett</u>	<u>Amari Burney</u>	Hroniss Grasu	Brian Hoyer	<u>Nesta Jade Silvera</u>	Roderic Teamer	<u>Byron Young</u>
12/10	Minnesota	<u>Amari Burney</u>	Jesper Horsted	Brian Hoyer	Kolton Miller	Malik Reed	<u>Nesta Jade Silvera</u>	<u>Byron Young</u>
12/14	L.A. Chargers	--	--	--	--	--	--	--
12/25	at Kansas City	--	--	--	--	--	--	--
12/31	at Indianapolis	--	--	--	--	--	--	--
01/07	Denver	--	--	--	--	--	--	--

**Bold underline** denotes rookie

# PLAYER PARTICIPATION

2023 REGULAR SEASON LAS VEGAS RAIDERS PLAYER PARTICIPATION

PLAYERS	2023 REGULAR SEASON LAS VEGAS RAIDERS PLAYER PARTICIPATION																	GP	GS	DNP	IN
	AT DEN	AT BUF	PIT	AT LAC	GB	NE	AT CHI	AT DET	NYG	NYJ	AT MIA	KC	MIN	12/14	12/25	12/31	1/7				
	9/10	9/17	9/24	10/1	10/9	10/15	10/22	10/30	11/5	11/12	11/19	11/26	12/10								
Ameer Abdullah	P	P	P	P	P	P	P	P	P	P	P	P	P	-	-	-	-	13	0	0	0
Davante Adams	WR	WR	WR	WR	WR	WR	WR	WR	WR	WR	WR	WR	WR	-	-	-	-	13	13	0	0
David Agoha	PS	PS	PS	PS	PS	PS	PS	PS	PS	PS	PS	PS	PS	-	-	-	-	0	0	0	0
Austin Ajiake	NOT	NOT	NOT	NOT	NOT	NOT	NOT	NOT	PS	NOT	NOT	NOT	NOT	-	-	-	-	0	0	0	0
Cornell Armstrong	NOT	NOT	NOT	NOT	NOT	PS	X	PS	PS	PS	PS	PS	PS	-	-	-	-	0	0	1	0
Jakorian Bennett	CB	CB	CB	CB	N	P	N	P	P	P	P	N	P	-	-	-	-	10	4	0	3
Jacob Bobenmoyer	P	P	P	P	P	P	P	P	P	P	P	P	P	-	-	-	-	13	0	0	0
Brandon Bolden	P	P	P	P	P	P	P	P	P	P	P	P	P	-	-	-	-	13	0	0	0
Curtis Bolton	P	P	P	IR	IR	IR	IR	P	P	P	P	P	P	-	-	-	-	9	0	0	0
Brittain Brown	IR	IR	IR	IR	IR	IR	IR	IR	IR	IR	IR	IR	IR	-	-	-	-	0	0	0	0
Amari Burney	N	N	N	N	N	N	N	N	P	OLB	P	N	N	-	-	-	-	3	1	0	10
Adam Butler	P	P	P	P	P	P	P	P	P	P	P	P	P	-	-	-	-	13	0	0	0
Darien Butler	IR	IR	IR	IR	IR	IR	IR	IR	IR	IR	IR	IR	IR	-	-	-	-	0	0	0	0
Matthew Butler	PS	PS	PS	PS	PS	PS	PS	PS	PS	PS	PS	PS	PS	-	-	-	-	0	0	0	0
Marquez Callaway	PS	PS	PS	PS	PS	NOT	NOT	NOT	NOT	NOT	NOT	NOT	NOT	-	-	-	-	0	0	0	0
Daniel Carlson	P	P	P	P	P	P	P	P	P	P	P	P	P	-	-	-	-	13	0	0	0
DeAndre Carter	P	WR	P	P	P	P	P	P	P	P	P	P	P	-	-	-	-	13	1	0	0
AJ Cole	P	P	P	P	P	P	P	P	P	P	P	P	P	-	-	-	-	13	0	0	0
Keelan Cole Sr.	PS	PS	PS	PS	PS	PS	PS	PS	PS	PS	PS	PS	PS	-	-	-	-	0	0	0	0
Maxx Crosby	DE	DE	DE	DE	DE	DE	DE	DE	DE	DE	DE	DE	DE	-	-	-	-	13	13	0	0
McClendon Curtis	PS	NOT	NOT	NOT	NOT	NOT	NOT	NOT	NOT	NOT	NOT	NOT	NOT	-	-	-	-	0	0	0	0
Isaac Darkangelo	NOT	NOT	NOT	NOT	NOT	NOT	NOT	NOT	PS	NOT	NOT	NOT	NOT	-	-	-	-	0	0	0	0
Divine Deablo	MLB	MLB	MLB	MLB	MLB	MLB	MLB	N	N	MLB	MLB	MLB	MLB	-	-	-	-	11	11	0	2
Jermaine Eluemunor	RT	RT	RT	RT	RT	P	P	P	RT	LT	LT	RT	RT	-	-	-	-	13	10	0	0
Marcus Epps	SS	SS	SS	SS	SS	SS	SS	SS	SS	SS	SS	SS	SS	-	-	-	-	13	13	0	0
Brandon Facyson	IR	IR	IR	IR	IR	IR	IR	IR	IR	IR	IR	IR	IRD	-	-	-	-	0	0	0	0
Malik Flowers	NOT	NOT	NOT	NOT	NOT	PS	NOT	NOT	NOT	NOT	NOT	NOT	NOT	-	-	-	-	0	0	0	0
Cole Fotheringham	PS	PS	PS	PS	PS	PS	PS	PS	PS	PS	PS	PS	PS	-	-	-	-	0	0	0	0
Jimmy Garoppolo	QB	QB	QB	N	QB	QB	N	QB	X	X	X	X	X	-	-	-	-	6	6	5	2
Jaydon Grant	PS	PS	PS	PS	PS	PS	PS	PS	PS	PS	PS	PS	PS	-	-	-	-	0	0	0	0
Hroniss Grasu	PS	PS	PS	PS	PS	PS	PS	PS	PS	PS	N	N	N	-	-	-	-	0	0	0	2
Sebastian Gutierrez	NOT	PS	PS	PS	PS	PS	PSI	NOT	NOT	NOT	NOT	NOT	NOT	-	-	-	-	0	0	0	0
Tyler Hall	PS	PS	PS	P	CB	CB	P	N	P	P	CB	P	P	-	-	-	-	9	3	0	1
Darius Harris	NOT	NOT	NOT	NOT	NOT	NOT	NOT	PS	NOT	NOT	NOT	NOT	NOT	-	-	-	-	0	0	0	0
Justin Herron	X	X	X	X	P	N	X	X	P	T	X	P	X	-	-	-	-	4	1	8	1
Nate Hobbs	CB	CB	P	N	N	N	N	CB	CB	P	CB	CB	CB	-	-	-	-	9	7	0	4
Austin Hooper	P	TE	TE	P	P	P	P	TE	TE	P	P	TE	TE	-	-	-	-	13	6	0	0
Jesper Horsted	P	P	P	P	P	P	P	P	P	P	P	P	N	-	-	-	-	12	0	0	1
Brian Hoyer	P	X	X	X	X	P	QB	N	N	N	N	N	N	-	-	-	-	3	1	4	6
Josh Jacobs	RB	RB	RB	RB	RB	RB	RB	RB	RB	RB	RB	RB	RB	-	-	-	-	13	13	0	0
Andre James	C	C	C	C	C	C	C	C	C	C	C	C	C	-	-	-	-	13	13	0	0
Jesse James	NOT	NOT	NOT	NOT	NOT	NOT	NOT	NOT	NOT	PS	PS	NOT	NOT	-	-	-	-	0	0	0	0
John Jenkins	DT	DT	DT	DT	DT	DT	DT	DT	DT	DT	DT	DT	DT	-	-	-	-	13	13	0	0
Jakob Johnson	FB	P	P	FB	P	FB	P	P	N	N	NOT	PS	P	-	-	-	-	9	3	0	2
Chandler Jones	N	N	NFI	NOT	NOT	NOT	NOT	NOT	NOT	NOT	NOT	NOT	NOT	-	-	-	-	0	0	0	2
Jack Jones	NOT	NOT	NOT	NOT	NOT	NOT	NOT	NOT	NOT	NOT	P	P	P	-	-	-	-	3	0	0	0
Malcolm Koonce	P	DE	P	DE	DE	DE	DE	DE	DE	P	DE	P	P	-	-	-	-	13	8	0	0
David Long Jr.	P	P	P	NOT	NOT	NOT	CB	NOT	NOT	NOT	NOT	NOT	NOT	-	-	-	-	4	1	0	0
Luke Masterson	P	P	P	P	P	P	P	OLB	N	P	P	P	P	-	-	-	-	12	1	0	1
Kana'i Mauga	PS	PS	PS	P	P	P	P	IR	IR	IR	IR	IR	IR	-	-	-	-	5	0	0	0
Michael Mayer	P	P	TE	TE	TE	TE	TE	TE	TE	TE	TE	TE	TE	-	-	-	-	13	11	0	0
Sincere McCormick	PS	PS	PS	PS	PS	PS	PS	PS	PS	PS	PS	PS	PS	-	-	-	-	0	0	0	0
James McCourt	NOT	NOT	NOT	NOT	NOT	NOT	NOT	N	NOT	NOT	NOT	NOT	NOT	-	-	-	-	0	0	0	1
Jalen McKenzie	NOT	NOT	NOT	NOT	NOT	NOT	PS	PS	PS	PS	PS	PS	PS	-	-	-	-	0	0	0	0
Jordan Meredith	P	P	P	P	P	P	P	P	P	P	P	P	P	-	-	-	-	13	0	0	0
Jakobi Meyers	WR	N	WR	WR	WR	WR	WR	WR	WR	WR	WR	WR	WR	-	-	-	-	12	12	0	1
Kolton Miller	LT	LT	LT	LT	LT	LT	LT	LT	LT	N	N	LT	N	-	-	-	-	10	10	0	3
Tre'von Moehrig	FS	FS	FS	FS	FS	FS	FS	FS	FS	FS	FS	FS	FS	-	-	-	-	13	13	0	0
Thayer Munford Jr.	RT	P	P	P	P	RT	RT	RT	N	RT	RT	P	LT	-	-	-	-	12	7	0	1
Netane Muti	PS	PS	PS	PS	PS	P	PS	PS	P	PS	PS	PS	PS	-	-	-	-	2	0	0	0
Bilal Nichols	DT	DT	DT	DT	DT	DT	DT	DT	DT	DT	DT	DT	DT	-	-	-	-	13	13	0	0
Aidan O'Connell	N	N	N	QB	N	N	N	P	X	QB	QB	QB	QB	-	-	-	-	7	6	1	5
Dylan Parham	LG	LG	LG	LG	LG	LG	LG	LG	LG	LG	LG	LG	LG	-	-	-	-	13	13	0	0
Brandon Parker	NOT	NOT	NOT	NOT	NOT	NOT	NOT	NOT	NOT	P	P	PS	X	-	-	-	-	2	0	1	0
Marcus Peters	CB	CB	CB	CB	CB	CB	CB	CB	CB	CB	CB	CB	CB	-	-	-	-	12	12	0	0
Isaiah Pola-Mao	P	P	P	N	P	P	P	P	P	P	P	P	P	-	-	-	-	12	0	0	1
Troy Pride Jr.	NOT	PS	PS	PS	P	PS	PS	PS	PS	PS	PS	PS	PS	-	-	-	-	1	0	0	0
Malik Reed	NOT	NOT	NOT	N	PS	PS	PS	PS	P	DE	DE	DE	N	-	-	-	-	4	3	0	2
Hunter Renfrow	P	P	P	P	WR	P	WR	P	P	P	WR	P	P	-	-	-	-	13	3	0	0
Amik Robertson	P	P	P	CB	CB	CB	CB	CB	CB	CB	P	P	CB	-	-	-	-	13	8	0	0
Janarius Robinson	PS	PS	PS	PS	PS	PS	PS	PS	PS	PS	PS	PS	P	-	-	-	-	2	1	0	0
Isaac Rochell	P	P	DE	P	P	P	P	P	N	N	NOT	NOT	NOT	-	-	-	-	8	1	0	2
John Samuel Shenker	PS	PS	PS	PS	NOT	NOT	PS	NOT	NOT	NOT	NOT	NOT	NOT	-	-	-	-	0	0	0	0
Nesta Jade Silvera	N	N	N	P	N	N	N	N	P	N	N	N	N	-	-	-	-	2	0	0	11
Elerson Smith	NOT	NOT	NOT	NOT	NOT	NOT	NOT	NOT	NOT	NOT	NOT	PS	PS	-	-	-	-	0	0	0	0
Chris Smith II	N	N	N	N	N	N	N	P	P	P	P	P	P	-	-	-	-	8	0	0	5
Jaylon Smith	NOT	NOT	NOT	NOT	NOT	NOT	NOT	NOT	P	N	N	NOT	NOT	-	-	-	-	1	0	0	2
Charles Snowden	NOT	NOT	NOT	NOT	NOT	NOT	NOT	NOT	NOT	NOT	NOT	NOT	PS	-	-	-	-	0	0	0	0
Robert Spillane	OLB	OLB	OLB	OLB	OLB	OLB	OLB	OLB	OLB	OLB	OLB	OLB	OLB	-	-	-	-	13	13	0	0
Roderic Teamer	P	P	P	P	P	P	IR	IR	IR	IR	IRD	N	NOT	-	-	-	-	6	0	0	1
Jerry Tillery	DT	P	DT	P	P	P	P	P	P	DT	P	DT	DT	-	-	-	-	13	5	0	0
Noah Togiai	NOT	NOT	NOT	NOT	PS	PS	PSI	NOT	NOT	NOT	NOT	NOT	NOT	-	-	-	-	0	0	0	0
Tre Tucker	N	P	P	P	P	P	P	P	P	P	P	P	P	-	-	-	-	12	0	0	1
DJ Turner	NOT	NOT	NOT	NOT	NOT	PS	PS	P	P	P	P	P	P	-	-	-	-	6	0	0	0
Greg Van Roten	RG	RG	RG	RG	RG	RG	RG	RG	RG	RG	RG	RG	RG	-	-	-	-	13	13	0	0
Dalton Wagner	IR	IR	IR	IR	IR	IR	IR	IR	IR	IR	IR	IR	IR	-	-	-	-	0	0	0	0
Mykal Walker	NOT	NOT	PS	PS	PS	PS	PS	NOT	NOT	NOT	NOT	NOT	NOT	-	-	-	-	0	0	0	0
Austin Walter	IR	IR	IR	IR	IR	IR	IR	IR	IR	IR	IR	IR	IR	-	-	-	-	0	0	0	0
Sam Webb	PS	NOT	NOT	NOT	NOT	NOT	PS	PS	PS	PS	PS	PS	PS	-	-	-	-	0	0	0	0
Zamir White	P	P	P	P	P	P	P	P	P	P	P	P	P	-	-	-	-	13	0		



# ROSTER/TRANSACTIONS

DATE	POS.	PLAYER	TRANSACTION	POS.	PLAYER	TRANSACTION
12/12	T	Brandon Parker	Signed to active roster from PS	LB	Kana'i Mauga	Placed on Reserve/Injured List
	T	D.J. Fluker	Signed to PS			
12/11	T	Brandon Parker	Reverted to PS	FB	Jakob Johnson	Reverted to PS
12/9	LB	Kana'i Mauga	Activated from Reserve/Injured List	T	Brandon Parker	Activated from PS
	FB	Jakob Johnson	Activated from PS			
12/6	CB	Brandon Facyson	Designated for return from Reserve/Injured List	LB	Kana'i Mauga	Designated for return from Reserve/Injured List
12/5	DE	Charles Snowden	Signed to PS	DE	Janarius Robinson	Signed to active roster from PS
11/27	S	Roderic Teamer	Waived	CB	Marcus Peters	Waived
	C	Hroniss Grasu	Reverted to PS	DE	Janarius Robinson	Reverted to PS
11/25	C	Hroniss Grasu	Activated from PS	DE	Janarius Robinson	Activated from PS
	S	Roderic Teamer	Activated from Reserve/Injured List			
11/22	LB	Jaylon Smith	Waived	DE	Elerson Smith	Signed to PS
11/21	FB	Jakob Johnson	Signed to PS	TE	Jesse James	Released from PS
11/20	C	Hroniss Grasu	Reverted to PS	T	Brandon Parker	Reverted to PS
11/18	WR	DJ Turner	Signed to active roster from PS	T	Brandon Parker	Activated from PS
	C	Hroniss Grasu	Activated from PS			
11/17	FB	Jakob Johnson	Waived			
11/15	S	Roderic Teamer	Designated for return from Reserve/Injured List			
11/14	CB	Jack Jones	Claimed via waivers	DE	Isaac Rochell	Waived
11/13	T	Brandon Parker	Reverted to PS	WR	DJ Turner	Reverted to PS
11/11	WR	DJ Turner	Activated from PS	T	Brandon Parker	Activated from PS
11/8	TE	Jesse James	Signed to PS			
11/7	WR	Kristian Wilkerson	Signed to PS	LB	Austin Ajiake	Released from PS
	LB	Isaac Darkangelo	Released from PS			
11/6	G	Netane Muti	Reverted to PS	WR	DJ Turner	Reverted to PS
	T	Brandon Parker	Signed to PS			
11/4	DL	Malik Reed	Signed to active roster from PS	WR	Kristian Wilkerson	Waived
	G	Netane Muti	Activated from PS	WR	DJ Turner	Activated from PS
11/2	CB	David Long Jr.	Released	LB	Jaylon Smith	Signed to active roster from Saints PS
11/1	LB	Austin Ajiake	Signed to PS	LB	Isaac Darkangelo	Signed to PS
10/31	K	James McCourt	Released from PS	K	James McCourt	Reverted to PS
	WR	DJ Turner	Reverted to PS	LB	Darius Harris	Signed to Chiefs active roster from Raiders PS
10/30	LB	Curtis Bolton	Activated from Reserve/Injured List	LB	Kana'i Mauga	Placed on Reserve/Injured List
	K	James McCourt	Activated from PS	WR	DJ Turner	Activated from PS
10/26	LB	Curtis Bolton	Designated to return from Reserve/Injured List			
10/25	TE	Sebastian Gutierrez	Released from PS/Injured List			
10/24	TE	John Samuel Shenker	Released from PS	TE	Noah Togiai	Released from PS/Injured List
	LB	Mykal Walker	Released from PS	LB	Darius Harris	Signed to PS
	K	James McCourt	Signed to PS			
10/23	CB	Cornell Armstrong	Reverted to PS			
10/21	CB	Cornell Armstrong	Activated from PS			
10/18	CB	Tyler Hall	Signed to active roster from PS	S	Roderic Teamer	Placed on Reserve/Injured List
	TE	John Samuel Shenker	Signed to PS			
10/17	WR	Malik Flowers	Released from PS	T	Jalen McKenzie	Signed to PS
10/16	TE	Noah Togiai	Placed on Practice Squad-Injured List	T	Sebastian Gutierrez	Placed on Practice Squad-Injured List
	CB	Tyler Hall	Reverted to PS	G	Netane Muti	Reverted to PS
	WR	DJ Turner	Signed to PS	CB	Sam Webb	Signed to PS
10/14	CB	Tyler Hall	Activated from PS	G	Netane Muti	Activated from PS
10/11	WR	Malik Flowers	Signed to PS			
10/10	CB	Troy Pride Jr.	Reverted to PS	CB	Tyler Hall	Reverted to PS
	CB	Rejzohn Wright	Released from PS	WR	Marquez Callaway	Released from PS
	CB	Cornell Armstrong	Signed to PS			
10/9	CB	Tyler Hall	Activated from PS	CB	Troy Pride Jr.	Activated from PS
10/5	CB	Rejzohn Wright	Signed to PS	TE	John Samuel Shenker	Released from PS
10/2	TE	Noah Togiai	Signed to PS	CB	Tyler Hall	Reverted to PS
	LB	Malik Reed	Reverted to PS			
9/30	DE	Chandler Jones	Released	LB	Kana'i Mauga	Signed to active roster from PS
	LB	Curtis Bolton	Placed on Reserve/Injured List	CB	Tyler Hall	Activated from PS
	LB	Malik Reed	Activated from PS			
9/27	LB	Malik Reed	Signed to PS			
9/23	DE	Isaac Rochell	Signed to active roster from PS			
9/20	DE	Chandler Jones	Placed on the Reserve/Non-Football Illness list			
9/19	LB	Mykal Walker	Signed to PS			
9/18	DE	Isaac Rochell	Reverted to PS			
9/16	DE	Isaac Rochell	Activated from PS	DE	Jordan Willis	Released from PS
9/13	CB	Troy Pride Jr.	Signed to PS	T	Sebastian Gutierrez	Signed to PS
9/11	DE	Jordan Willis	Signed to PS	LB	Isaac Darkangelo	Released from PS
	DE	Isaac Rochell	Reverted to PS			

9/9	DE	Isaac Rochell	Activated from PS		
9/8	CB	Brandon Facyson	Placed on Reserve/Injured List		
9/5	WR	Keelan Cole Sr.	Signed to PS	WR	Antoine Wesley
	CB	Jordan Perryman	Waived from the Reserve/Injured list	WR	Isaiah Zuber
9/4	C	Hroniss Grasu	Signed to PS	G	Vitaliy Gurman
8/31	WR	Devin Ross	Released from PS	WR	Marquez Callaway
	LB	Isaac Darkangelo	Signed to PS	G	Vitaliy Gurman
	DE	Janarius Robinson	Signed to PS		
8/30	DE	David Agoha	Signed to PS	DT	Matthew Butler
	G	McClendon Curtis	Signed to PS	TE	Cole Fotheringham
	S	Jaydon Grant	Signed to PS	CB	Tyler Hall
	LB	Kana'i Mauga	Signed to PS	RB	Sincere McCormick
	G	Netane Muti	Signed to PS	DE	Isaac Rochell
	TE	John Samuel Shenker	Signed to PS	CB	Sam Webb
	WR	Antoine Wesley	Signed to PS	WR	Devin Ross
	TE	Jacob Hollister	Waived from the Reserve/Injured list		
	DT	Matthew Butler	Waived	G	McClendon Curtis
	TE	Cole Fotheringham	Waived	S	Jaydon Grant
CB	Tyler Hall	Waived	CB	Azizi Hearn	
LB	Kana'i Mauga	Waived	RB	Sincere McCormick	
G	Alex Bars	Released	G	Netane Muti	
DE	Adam Plant	Waived	WR	Keelan Cole Sr.	
TE	John Samuel Shenker	Waived	DE	George Tarlas	
LB	Drake Thomas	Waived	CB	Sam Webb	
T	Dalton Wagner	Placed on Reserve/Injured List	WR	Phillip Dorsett	
C	Hroniss Grasu	Released	S	Jaquan Johnson	
DE	Isaac Rochell	Released	CB	Duke Shelley	
WR	Cam Sims	Released	DE	David Agoha	
RB	Damien Williams	Released	DE	Jordan Willis	
DT	Neil Farrell Jr.	Traded to Kansas City in exchange for a 2024 sixth-round draft pick			
8/27	RB	Josh Jacobs	Signed	RB	Brittain Brown
	TE	Jacob Hollister	Placed on Reserve/Injured list	WR	Isaiah Zuber
	WR	Chris Lacy	Waived/Injured	LB	Isaac Darkangelo
	CB	Ike Brown	Waived	DT	Doug Costin
	CB	Bryce Cosby	Waived	QB	Chase Garbers
	G	Vitaliy Gurman	Waived	RB	Darwin Thompson
8/24	T	Brandon Parker	Waived from the Reserve/Injured list		
8/23	LB	Isaac Darkangelo	Signed as FA	DT	Doug Costin
8/22	LB	Darien Butler	Placed on Reserve/Injured List		
8/18	WR	DJ Turner	Waived from the Reserve/Injured list		
8/16	LB	Darius Harris	Waived from the Reserve/Injured list.	DE	Tyree Wilson
					Passed physical and returned to practice from the Non-Football Injury list
8/15	T	Brandon Parker	Placed on Reserve/Injured List		
8/13	LB	Darius Harris	Placed on Reserve/Injured List	WR	DJ Turner
	DT	Kyle Peko	Waived		
8/12	LB	Kana'i Mauga	Re-signed as FA	RB	Darwin Thompson
8/11	RB	Damien Williams	Signed as FA		
8/9	DT	Neil Farrell Jr.	Passed physical and returned to practice from the Non-Football Injury list.		
8/6	DT	Byron Young	Passed physical and returned to practice from the Physically Unable to Perform list.		
8/3	RB	Austin Walter	Placed on Reserve/Injured List		
8/2	TE	Jacob Hollister	Signed as FA		
8/1	LB	Darius Harris	Signed as FA	LB	Kana'i Mauga
	TE	O.J. Howard	Released	T	Justin Murray
7/27	CB	Ike Brown	Signed as FA	CB	Jordan Perryman
7/26	DT	Neil Farrell Jr.	Placed on Non-Football Injury List		
7/25	QB	Chase Garbers	Waived	CB	Ike Brown
	DT	Kyle Peko	Re-signed as FA		
7/24	DE	Isaac Rochell	Signed as FA	CB	Marcus Peters
7/21	DE	Tyree Wilson	Placed on the Non-Football Injury List	DT	Byron Young
					Placed on the Physically Unable to Perform List
6/16	CB	Jakorian Bennett	Signed as draft pick (D4a-'23)		
6/14	TE	Michael Mayer	Signed as draft pick (D2-'23)		
5/19	G	Greg Van Roten	Signed as FA		
5/18	DE	Brock Martin	Waived		
5/15	DT	Byron Young	Signed as draft pick (D3a-'23)	WR	Kristian Wilkerson
	WR	Tyler Johnson	Waived		
5/12	S	Jaydon Grant	Signed as UDFA	CB	Azizi Hearn
	CB	Jordan Perryman	Signed as UDFA	DE	Adam Plant

# ROSTER/TRANSACTIONS

	DE	George Tarlas	Signed as UDFA	LB	Drake Thomas	Signed as UDFA
	T	Dalton Wagner	Signed as UDFA	DE	Tyree Wilson	Signed as draft pick (D1-'23)
	G	McClendon Curtis	Signed as UDFA	TE	John Samuel Shenker	Signed as UDFA
<b>5/11</b>	LB	Amari Burney	Signed as draft pick (D6-'23)	QB	Aidan O'Connell	Signed as draft pick (D4b-'23)
	DT	Nesta Jade Silvera	Signed as draft pick (D7-'23)	WR	Tre Tucker	Signed as draft pick (D3b-'23)
	S	Chris Smith II	Signed as draft pick (D5-'23)			
<b>5/1</b>	S	Jalen Elliott	Waived	T	Sebastian Gutierrez	Waived
<b>4/12</b>	WR	Isaiah Zuber	Waived	P	Julian Diaz	Waived
<b>4/4</b>	QB	Brian Hoyer	Signed as FA			
<b>3/30</b>	G	Alex Bars	Re-signed as UFA	WR	DeAndre Carter	Signed as UFA
<b>3/24</b>	DT	John Jenkins	Signed as UFA			
<b>3/23</b>	WR	Keelan Cole Sr.	Re-signed as UFA	CB	Duke Shelley	Signed as UFA
<b>3/22</b>	TE	Austin Hooper	Signed as UFA	CB	David Long Jr.	Signed as UFA
<b>3/21</b>	WR	Cam Sims	Signed as UFA	S	Jaquan Johnson	Signed as UFA
<b>3/20</b>	TE	O.J. Howard	Signed as UFA	DL	Jordan Willis	Signed as UFA
<b>3/19</b>	LS	Trent Sieg	Released	G/T	Jermaine Eluemunor	Re-signed as UFA
<b>3/18</b>	C	Hroniss Grasu	Re-signed as UFA	FB	Jakob Johnson	Re-signed as UFA
	LS	Jacob Bobenmoyer	Signed as UFA	LB	Curtis Bolton	Re-signed as RFA
<b>3/16</b>	TE	Darren Waller	Traded to the New York Giants in exchange for a 2023 third-round pick (100th overall)	CB	Brandon Facyson	Signed as UFA
	S	Marcus Epps	Signed as UFA	LB	Robert Spillane	Signed as UFA
	WR	Phillip Dorsett	Signed as UFA	WR	Jakobi Meyers	Signed as UFA
<b>3/15</b>	S	Roderic Teamer	Re-signed as a RFA			
<b>3/10</b>	T	Brandon Parker	Re-signed as UFA	TE	Jesper Horsted	Re-signed as UFA
<b>3/9</b>	G	Netane Muti	Re-signed as UFA	RB	Ameer Abdullah	Re-signed as UFA
<b>3/6</b>	RB	Josh Jacobs	Designated RB Josh Jacobs as franchise player			
<b>2/14</b>	QB	Derek Carr	Released			
<b>2/2</b>	OL	Justin Murray	Signed to a Reserve/Future contract	S	Jalen Elliott	Signed to a Reserve/Future contract
<b>1/27</b>	DL	Adam Butler	Signed to a Reserve/Future contract	OL	Vitaliy Gurman	Signed to a Reserve/Future contract
<b>1/25</b>	WR	Tyler Johnson	Signed to a Reserve/Future contract	WR	Chris Lacy	Signed to a Reserve/Future contract
<b>1/9</b>	CB	Ike Brown	Signed to a Reserve/Future contract	G	Jordan Meredith	Signed to a Reserve/Future contract
	TE	Cole Fotheringham	Signed to a Reserve/Future contract	RB	Austin Walter	Signed to a Reserve/Future contract
	T	Sebastian Gutierrez	Signed to a Reserve/Future contract	P	Julian Diaz	Signed to a Reserve/Future contract
	LB	Kana'i Mauga	Signed to a Reserve/Future contract			
	WR	DJ Turner	Signed to a Reserve/Future contract	T	Sebastian Gutierrez	Reverted to PS
	WR	Isaiah Zuber	Signed to a Reserve/Future contract			
	CB	Bryce Cosby	Signed to a Reserve/Future contract			
<b>1/2</b>	CB	Ike Brown	Reverted to PS			

# TEAM STATS

LAS VEGAS RAIDERS / REGULAR SEASON WEEK 14 / THROUGH SUNDAY, DECEMBER 10, 2023

## WON 5, LOST 8

## JOSH MCDANIELS (8 GAMES) / ANTONIO PIERCE (5 GAMES)

Date	Result	Opponent	Score
09/10	W	17-16 at Denver	76,299
09/17	L	10-38 at Buffalo	70,772
09/24	L	18-23 Pittsburgh	62,541
10/01	L	17-24 at L.A. Chargers	70,240
10/09	W	17-13 Green Bay	62,572
10/15	W	21-17 New England	61,985
10/22	L	12-30 at Chicago	62,199
10/30	L	14-26 at Detroit	66,774
11/05	W	30-6 N.Y. Giants	62,082
11/12	W	16-12 N.Y. Jets	62,383
11/19	L	13-20 at Miami	66,026
11/26	L	17-31 Kansas City	62,441
12/10	L	0-3 Minnesota	62,626

### 2023 TEAM STATISTICS

	LV	OPP.
<b>FIRST DOWNS</b>	<b>212</b>	<b>260</b>
Rushing	55	94
Passing	135	144
Penalty	22	22
Third Down-Made/Att	53/160	73/174
Third Down Efficiency	33.1%	42.0%
Fourth Down-Made/Att	12/21	8/16
Fourth Down Efficiency	57.1%	50.0%
<b>TOTAL NET YARDS</b>	<b>3,610</b>	<b>4,356</b>
Avg. Per Game	277.7	335.1
Total Plays	755	840
Avg. Per Play	4.8	5.2
<b>NET YARDS RUSHING</b>	<b>1,048</b>	<b>1,656</b>
Avg. Per Game	80.6	127.4
Total Rushes	302	377
Avg. Per Rush	3.5	4.4
<b>NET YARDS PASSING</b>	<b>2,562</b>	<b>2,700</b>
Avg. Per Game	197.1	207.7
Sacked/Yards Lost	32/239	33/201
Gross Yards	2,801	2,901
Attempts/Completions	421/267	430/290
Pct. of Completion	63.4%	67.4%
Had Intercepted	18	10
<b>PUNTS/AVERAGE</b>	<b>54/51.5</b>	<b>49/47.0</b>
Net Punting Average	45.9	41.7
<b>PUNT RETURN/AVG.</b>	<b>20/10.9</b>	<b>22/8.3</b>
<b>KICKOFF RETURN/AVG.</b>	<b>9/23.4</b>	<b>18/22.1</b>
<b>INTERCEPTION RETURN/AVG.</b>	<b>10/21.9</b>	<b>18/4.9</b>
<b>PENALTIES/YARDS</b>	<b>60/525</b>	<b>76/665</b>
<b>FUMBLES/BALL LOST</b>	<b>13/6</b>	<b>8/4</b>
<b>TOUCHDOWNS</b>	<b>20</b>	<b>28</b>
Rushing	8	12
Passing	11	15
Returns	1	1
<b>EXTRA POINTS/ATTEMPTS</b>	<b>18/18</b>	<b>25/27</b>
<b>TWO POINT CONVERSION/ATT.</b>	<b>1/2</b>	<b>0/1</b>
<b>FIELD GOALS/ATTEMPTS</b>	<b>20/24</b>	<b>22/26</b>
<b>AVG. TIME OF POSSESSION</b>	<b>28:08</b>	<b>31:52</b>

SCORE BY PERIODS	Q1	Q2	Q3	Q4	OT	PTS
TEAM	58	66	22	56	0	202
OPPONENTS	53	91	61	54	0	259

SCORING	TD	RU	PA	RT	K-PAT	FG	2PT	S	PTS
D. Carlson	0	0	0	0	18/18	20/24	0	0	78
J. Meyers	7	1	6	0	0/0	0/0	0	0	42
J. Jacobs	6	6	0	0	0/0	0/0	0	0	36
D. Adams	4	0	4	0	0/0	0/0	0	0	24
M. Mayer	1	0	1	0	0/0	0/0	1	0	8
A. O'Connell	1	1	0	0	0/0	0/0	0	0	6
M. Peters	1	0	0	1	0/0	0/0	0	0	6
<b>TEAM</b>	<b>20</b>	<b>8</b>	<b>11</b>	<b>1</b>	<b>18/18</b>	<b>20/24</b>	<b>1</b>	<b>0</b>	<b>202</b>
<b>OPPONENTS</b>	<b>28</b>	<b>12</b>	<b>15</b>	<b>1</b>	<b>25/27</b>	<b>22/26</b>	<b>0</b>	<b>0</b>	<b>259</b>

2-Pt Conv: M. Mayer 1, TM 1-2, OPP 0-1

D. Carlson: (24G) (47G) (26G) (22G) (26G, 53B, 52RU) (25G, 37G, 30G, 24G) (41WL, 40G, 25G) (-) (24G, 46G, 41G) (41G, 54G, 40G) (34G, 47G) (30WR, 34G) (-)  
 OPP: (55WR, 24G) (29G) (43G, 42G, 57G) (33G) (37G, 22G) (43G) (54G) (44G, 31G, 33G, 52G, 26WR) (47G, 53G, 30G, 45G) (50WL, 41G, 51G) (32G) (49WR, 36G)

SACKS: M. Crosby 13.5, R. Spillane 3.5, T. Wilson 2.5, T. Moehrig 2.0, A. Butler 2.0, M. Koonce 2.0, B. Nichols 1.5, J. Tillery 1.0, D. Deablo 1.0, A. Robertson 1.0, J. Robinson 1.0, N. Hobbs 1.0, J. Jenkins 1.0, TM 33.0, OPP 32.0 FUM/LOST: A. O'Connell 4/2, J. Jacobs 3/1, Z. White 1/1, H. Renfrow 1/1, G. Van Roten 1/1, D. Parham 1/0, J. Garoppolo 1/0, D. Carter 1/0, TM 13/6, OPP 8/4

PASSING	ATT	CMP	YDS	CMP%	YDS/ATT	TD	TD%	INT	INT%	LONG	SACK	LOST	RATING
A. O'Connell	210	134	1,365	63.8	6.5	4	1.9	7	3.3	50	17	126	74.8
J. Garoppolo	168	110	1,205	65.5	7.2	7	4.2	9	5.4	32t	13	101	78.1
B. Hoyer	42	23	231	54.8	5.5	0	0.0	2	4.8	48	1	8	50.8
J. Meyers	1	0	0	0.0	0.0	0	0.0	0	0.0	0	0	0	39.6
J. Jacobs	0	0	0	---	---	0	---	0	---	---	1	4	---
<b>TEAM</b>	<b>421</b>	<b>267</b>	<b>2,801</b>	<b>63.4</b>	<b>6.7</b>	<b>11</b>	<b>2.6</b>	<b>18</b>	<b>4.3</b>	<b>50</b>	<b>32</b>	<b>239</b>	<b>73.6</b>
<b>OPPONENTS</b>	<b>430</b>	<b>290</b>	<b>2,901</b>	<b>67.4</b>	<b>6.7</b>	<b>15</b>	<b>3.5</b>	<b>10</b>	<b>2.3</b>	<b>77</b>	<b>33</b>	<b>201</b>	<b>88.3</b>

RUSHING	NO.	YDS	AVG	LONG	TD
J. Jacobs	233	805	3.5	63t	6
T. Tucker	7	63	9.0	34	0
Z. White	20	54	2.7	11	0
A. Abdullah	6	42	7.0	12	0
J. Garoppolo	20	39	2.0	9	0
J. Meyers	3	19	6.3	17t	1
D. Carter	3	18	6.0	15	0
A. O'Connell	7	11	1.6	3	1
B. Hoyer	3	-3	-1.0	-1	0
<b>TEAM</b>	<b>302</b>	<b>1,048</b>	<b>3.5</b>	<b>63t</b>	<b>8</b>
<b>OPPONENTS</b>	<b>377</b>	<b>1,656</b>	<b>4.4</b>	<b>51</b>	<b>12</b>

RECEIVING	TAR	NO.	YDS	AVG	LONG	TD
D. Adams	128	76	867	11.4	46t	4
J. Meyers	82	57	616	10.8	33	6
J. Jacobs	54	37	296	8.0	21	0
M. Mayer	35	23	265	11.5	32	1
H. Renfrow	34	25	255	10.2	38	0
T. Tucker	19	8	161	20.1	50	0
A. Hooper	19	16	154	9.6	20	0
A. Abdullah	19	14	92	6.6	13	0
Z. White	6	6	38	6.3	15	0
D. Carter	6	3	36	12.0	16	0
J. Johnson	2	1	12	12.0	12	0
J. Horsted	1	1	4	4.0	4	0
<b>TEAM</b>	<b>405</b>	<b>267</b>	<b>2,796</b>	<b>10.5</b>	<b>50</b>	<b>11</b>
<b>OPPONENTS</b>	<b>409</b>	<b>290</b>	<b>2,901</b>	<b>10.0</b>	<b>77</b>	<b>15</b>

INTERCEPTIONS	NO.	YDS	AVG	LONG	TD
R. Spillane	3	53	17.7	25	0
T. Moehrig	2	41	20.5	25	0
A. Robertson	2	40	20.0	40	0
M. Peters	1	75	75.0	75t	1
N. Hobbs	1	10	10.0	10	0
I. Pola-Mao	1	0	0.0	0	0
<b>TEAM</b>	<b>10</b>	<b>219</b>	<b>21.9</b>	<b>75t</b>	<b>1</b>
<b>OPPONENTS</b>	<b>18</b>	<b>88</b>	<b>4.9</b>	<b>39t</b>	<b>1</b>

FUMBLES	FUM	LST	FF	REC	TD
A. O'Connell	4	2	0	2	0
H. Renfrow	1	1	0	0	0
J. Jacobs	3	1	0	0	0
Z. White	1	1	0	0	0
G. Van Roten	1	1	0	0	0
D. Carter	1	0	0	1	0
D. Parham	1	0	0	1	0
J. Meyers	0	0	0	1	0
J. Garoppolo	1	0	0	1	0
<b>TEAM</b>	<b>13</b>	<b>6</b>	<b>0</b>	<b>6</b>	<b>0</b>
<b>OPPONENTS</b>	<b>8</b>	<b>4</b>	<b>0</b>	<b>0</b>	<b>0</b>

PUNTING	NO.	YDS	AVG	NET	TB	IN	LG	B
A. Cole	54	2,781	51.5	45.9	6	24	83	0
<b>TEAM</b>	<b>54</b>	<b>2,781</b>	<b>51.5</b>	<b>45.9</b>	<b>6</b>	<b>24</b>	<b>83</b>	<b>0</b>
<b>OPPONENTS</b>	<b>49</b>	<b>2,303</b>	<b>47.0</b>	<b>41.7</b>	<b>2</b>	<b>15</b>	<b>66</b>	<b>0</b>

PUNT RETURNS	RET	FC	YDS	AVG	LONG	TD
D. Carter	19	12	201	10.6	32	0
C. Bolton	1	0	17	17.0	17	0
<b>TEAM</b>	<b>20</b>	<b>12</b>	<b>218</b>	<b>10.9</b>	<b>32</b>	<b>0</b>
<b>OPPONENTS</b>	<b>22</b>	<b>16</b>	<b>183</b>	<b>8.3</b>	<b>25</b>	<b>0</b>

KICKOFF RETURNS	NO.	YDS	AVG	LONG	TD
D. Carter	9	211	23.4	40	0
<b>TEAM</b>	<b>9</b>	<b>211</b>	<b>23.4</b>	<b>40</b>	<b>0</b>
<b>OPPONENTS</b>	<b>18</b>	<b>398</b>	<b>22.1</b>	<b>41</b>	<b>0</b>

FIELD GOALS	1-19	20-29	30-39	40-49	50+
D. Carlson	0/0	8/8	4/5	7/8	1/3
<b>TEAM</b>	<b>0/0</b>	<b>8/8</b>	<b>4/5</b>	<b>7/8</b>	<b>1/3</b>
<b>OPPONENTS</b>	<b>0/0</b>	<b>3/4</b>	<b>7/7</b>	<b>7/8</b>	<b>5/7</b>

# DEFENSIVE/SPECIAL TEAMS STATS

## 2023 REGULAR SEASON LAS VEGAS RAIDERS DEFENSIVE STATS (THROUGH WEEK 14)

POS.	PLAYER	TKL.	AST.	COMB	TFL	SACKS/SK. YDS.	PR	FR	FF	INT./YDS.	PD
LB	R. Spillane	62	53	115	6	3.5/15.0	4	1	0	3/53	4
DE	M. Crosby	46	30	76	18	13.5/88.0	22	1	1	0/0	2
LB	D. Deablo	43	31	74	3	1.0/7.0	1	1	0	0/0	2
S	T. Moehrig	58	15	73	1	2.0/13.0	2	0	0	2/41	5
CB	N. Hobbs	44	19	63	5	1.0/8.0	2	0	1	1/10	6
S	M. Epps	35	18	53	3	0.0/0.0	0	1	0	0/0	2
DT	J. Jenkins	19	31	50	3	1.0/4.0	2	0	0	0/0	3
CB	M. Peters	28	15	43	1	0.0/0.0	0	0	0	1/75	5
DT	B. Nichols	21	18	39	4	1.5/3.0	2	0	0	0/0	1
CB	A. Robertson	26	5	31	2	1.0/5.0	1	0	1	2/40	4
CB	J. Bennett	22	6	28	0	0.0/0.0	0	0	0	0/0	3
DE	M. Koonce	18	8	26	3	2.0/15.0	9	0	1	0/0	0
DE	T. Wilson	13	11	24	1	2.5/17.0	4	0	1	0/0	0
DT	J. Tillery	9	14	23	1	1.0/4.0	4	0	0	0/0	0
LB	L. Masterson	12	9	21	0	0.0/0.0	0	0	2	0/0	1
DT	A. Butler	10	8	18	5	2.0/13.0	6	0	0	0/0	3
CB	T. Hall	13	4	17	0	0.0/0.0	0	0	0	0/0	0
CB	D. Long Jr.	10	2	12	0	0.0/0.0	0	0	0	0/0	1
LB	A. Burney	7	5	12	0	0.0/0.0	0	0	0	0/0	0
S	I. Pola-Mao	7	5	12	0	0.0/0.0	0	0	0	1/0	1
CB	J. Jones	9	1	10	1	0.0/0.0	0	0	0	0/0	0
DE	I. Rochell	7	3	10	2	0.0/0.0	0	0	0	0/0	0
DT	B. Young	4	0	4	0	0.0/0.0	0	0	0	0/0	0
S	R. Teamer	3	1	4	0	0.0/0.0	0	0	0	0/0	0
DE	M. Reed	1	2	3	0	0.0/0.0	0	0	0	0/0	0
DE	J. Robinson	2	0	2	1	1.0/9.0	1	0	0	0/0	0
LB	J. Smith	2	0	2	0	0.0/0.0	0	0	0	0/0	0
DT	N. Silvera	1	1	2	0	0.0/0.0	0	0	0	0/0	0
LB	K. Mauga	0	2	2	0	0.0/0.0	0	0	0	0/0	0
<b>TOTALS</b>		<b>532</b>	<b>317</b>	<b>849</b>	<b>60</b>	<b>33.0/201.0</b>	<b>60</b>	<b>4</b>	<b>7</b>	<b>10/219</b>	<b>43</b>

## 2023 REGULAR SEASON RAIDERS SPECIAL TEAMS STATS

POS.	PLAYER	TKL.	AST.	COMB.
RB	Abdullah, Ameer	9	0	9
LB	Bolton, Curtis	4	1	5
WR	Turner, DJ	4	0	4
FB	Johnson, Jakob	3	0	3
DE	Koonce, Malcolm	3	0	3
WR	Tucker, Tre	2	1	3
TE	Horsted, Jesper	1	2	3
RB	Bolden, Brandon	1	1	2
S	Pola-Mao, Isaiah	1	1	2
RB	White, Zamir	1	1	2
LS	Bobenmoyer, Jacob	0	2	2
LB	Burney, Amari	1	0	1
K	Carlson, Daniel	1	0	1
LB	Deablo, Divine	1	0	1
LB	Masterson, Luke	1	0	1
LB	Mauga, Kana'i	1	0	1
S	Teamer, Roderic	1	0	1
TE	Mayer, Michael	0	1	1
<b>TOTALS</b>		<b>35</b>	<b>10</b>	<b>45</b>

## DEFENSIVE SCORES

**INT (1)** (11:47) J.Goff pass short right intended for A.St. Brown INTERCEPTED by M.Peters at LV 25. M.Peters for 75 yards. @ **DET (10/30/23)**

**FR (0)**

**Safety (1)** (1:52) (Shotgun) M.Jones sacked in End Zone for -4 yards, SAFETY (sack split by B.Nichols and M.Crosby). vs. **NE (10/15/23)**

## SPECIAL TEAMS BIG PLAYS

**FR (0)**

REGULAR SEASON DEFENSIVE AND SPECIAL TEAMS STATISTICS ARE BASED ON PRESS BOX STATISTICS.

# GAME-BY-GAME OFFENSE

## 2023 REGULAR SEASON RAIDERS GAME-BY-GAME OFFENSE

	09/10	09/17	09/24	10/01	10/09	10/15	10/22	10/30	11/05	11/12	11/19	11/26	12/10	12/14	12/25	12/31	01/07	Totals
	@	@		@			@	@			@				@	@		
	DEN	BUF	PIT	LAC	GB	NE	CHI	DET	NYG	NYJ	MIA	KC	MIN	LAC	KC	IND	DEN	
<b>SCORING</b>																		
Points	17	10	18	17	17	21	12	14	30	16	13	17	0					202
Q1	7	7	7	7	0	3	0	0	7	3	10	7	0					58
Q2	3	3	0	0	10	10	3	7	17	3	3	7	0					66
Q3	0	0	0	3	0	3	0	7	3	3	0	3	0					22
Q4	7	0	11	7	7	5	9	0	3	7	0	0	0					56
OT	0	0	0	0	0	0	0	0	0	0	0	0	0					0
TD Rushing	0	0	0	2	1	0	0	1	3	0	0	1	0					8
TD Passing	2	1	2	0	1	1	1	0	0	1	1	1	0					11
TD KO Returns	0	0	0	0	0	0	0	0	0	0	0	0	0					0
TD Punt Returns	0	0	0	0	0	0	0	0	0	0	0	0	0					0
TD Sp. Teams	0	0	0	0	0	0	0	0	0	0	0	0	0					0
TD Def. Returns	0	0	0	0	0	0	0	1	0	0	0	0	0					1
FG Attempts	1	1	1	1	3	4	3	0	3	3	2	2	0					24
FG Made	1	1	1	1	1	4	2	0	3	3	2	1	0					20
Safety	0	0	0	0	0	1	0	0	0	0	0	0	0					1
2-Pt Attempts	0	0	1	0	0	0	1	0	0	0	0	0	0					2
2-Pt Made	0	0	1	0	0	0	0	0	0	0	0	0	0					1
Time of Possession	27:52	19:56	29:57	32:51	32:34	32:12	25:54	20:27	28:56	30:18	27:45	29:15	27:49					365:46
<b>FIRST DOWNS</b>																		
Total	22	13	19	22	19	19	20	12	15	15	12	16	8					212
Rushing	5	2	4	7	6	4	1	4	6	7	2	4	3					55
Passing	11	10	12	12	13	12	16	6	9	7	10	12	5					135
Penalty	6	1	3	3	0	3	3	2	0	1	0	0	0					22
<b>THIRD DOWNS</b>																		
Attempts	11	7	13	11	13	16	9	9	14	15	14	14	14					160
Converted	5	3	4	1	5	8	2	1	5	5	4	7	3					53
Percentage	45.5%	42.9%	30.8%	9.1%	38.5%	50.0%	22.2%	11.1%	35.7%	33.3%	28.6%	50.0%	21.4%					33.1%
<b>FOURTH DOWNS</b>																		
Attempts	1	0	2	3	1	0	2	3	1	2	2	2	2					21
Converted	1	0	1	3	1	0	2	0	0	2	0	0	2					12
Percentage	100.0%	0	50.0%	100.0%	100.0%	0	100.0%	0.0%	0.0%	100.0%	0.0%	0.0%	100.0%					57.1%
<b>TOT. OFFENSE</b>																		
Net Yards	261	240	362	264	279	348	235	157	334	274	296	358	202					3,610
Plays	55	39	67	69	64	65	60	45	59	62	59	58	53					755
Avg./Play	4.7	6.2	5.4	3.8	4.4	5.4	3.9	3.5	5.7	4.4	5.0	6.2	3.8					4.8
<b>RUSHING</b>																		
Net Yards	61	55	69	76	96	84	39	80	125	148	36	123	56					1,048
Rush. Att.	29	15	19	23	29	33	14	18	34	32	16	23	17					302
Avg./Att.	2.1	3.7	3.6	3.3	3.3	2.5	2.8	4.4	3.7	4.6	2.3	5.3	3.3					3.5
<b>PASSING</b>																		
Net Yards	200	185	293	188	183	264	196	77	209	126	260	235	146					2,562
Attempts	26	24	44	39	31	32	45	21	25	27	41	34	32					421
Completions	20	16	28	24	22	20	27	10	16	16	24	23	21					267
Intercepted	1	2	3	1	1	1	3	1	0	1	3	0	1					18
Gross Yards	200	185	324	238	208	264	204	126	209	153	271	248	171					2,801
Sacked	0.0	0.0	4.0	7.0	4.0	0.0	1.0	6.0	0.0	3.0	2.0	1.0	4.0					32.0
Yards Lost	0	0	31	50	25	0	8	49	0	27	11	13	25					239
<b>PENALTIES</b>																		
Number	10	2	7	9	4	6	2	4	4	3	5	0	4					60
Yards	97	30	60	80	28	42	15	40	30	25	41	0	37					525
<b>FUMBLES</b>																		
Number	1	1	1	3	0	0	0	1	0	3	0	0	3					13
Lost	0	1	0	2	0	0	0	0	0	1	0	0	2					6
<b>PUNTING</b>																		
Yards	49	149	262	269	189	103	82	242	318	253	315	117	433					2,781
Punts	1	3	5	5	4	2	2	5	5	5	6	3	8					54
Net Avg.	49.0	49.7	47.4	50.2	46.8	44.5	41.0	44.8	49.0	45.6	47.5	35.7	43.1					45.9
Gross Avg.	49.0	49.7	52.4	53.8	47.3	51.5	41.0	48.4	63.6	50.6	52.5	39.0	54.1					51.5

## 2023 REGULAR SEASON RAIDERS GAME-BY-GAME DEFENSE

	09/10	09/17	09/24	10/01	10/09	10/15	10/22	10/30	11/05	11/12	11/19	11/26	12/10	12/14	12/25	12/31	01/07	Totals
	@	@		@			@	@			@				@	@		
	DEN	BUF	PIT	LAC	GB	NE	CHI	DET	NYG	NYJ	MIA	KC	MIN	LAC	KC	IND	DEN	
<b>SCORING</b>																		
Points	16	38	23	24	13	17	30	26	6	12	20	31	3					259
Q1	6	7	7	7	3	0	7	3	0	6	7	0	0					53
Q2	7	14	6	17	0	3	7	13	0	3	7	14	0					91
Q3	0	7	10	0	10	7	7	7	0	0	6	7	0					61
Q4	3	10	0	0	0	7	9	3	6	3	0	10	3					54
OT	0	0	0	0	0	0	0	0	0	0	0	0	0					0
TD Rushing	0	2	0	2	1	2	2	1	0	0	0	2	0					12
TD Passing	2	3	2	1	0	0	1	1	1	0	2	2	0					15
TD KO Returns	0	0	0	0	0	0	0	0	0	0	0	0	0					0
TD Punt Returns	0	0	0	0	0	0	0	0	0	0	0	0	0					0
TD Sp. Teams	0	0	0	0	0	0	0	0	0	0	0	0	0					0
TD Def. Returns	0	0	0	0	0	0	1	0	0	0	0	0	0					1
FG Attempts	2	1	3	1	2	1	1	5	0	4	3	1	2					26
FG Made	1	1	3	1	2	1	1	4	0	4	2	1	1					22
Safety	0	0	0	0	0	0	0	0	0	0	0	0	0					0
2-Pt Attempts	0	0	0	0	0	0	0	0	1	0	0	0	0					1
2-Pt Made	0	0	0	0	0	0	0	0	0	0	0	0	0					0
Time of Possession	32:08	40:04	30:03	27:09	27:26	27:48	34:06	39:33	31:04	29:42	32:15	30:45	32:11					414:14
<b>FIRST DOWNS</b>																		
Total	22	29	17	16	18	17	23	29	15	14	21	23	16					260
Rushing	5	10	5	7	9	8	13	10	5	3	7	6	6					94
Passing	11	17	10	6	7	7	10	17	10	11	12	17	9					144
Penalty	6	2	2	3	2	2	0	2	0	0	2	0	1					22
<b>THIRD DOWNS</b>																		
Attempts	11	13	15	14	12	12	13	14	12	16	11	11	20					174
Converted	5	7	6	5	4	6	8	6	3	7	3	5	8					73
Percentage	45.5%	53.8%	40.0%	35.7%	33.3%	50.0%	61.5%	42.9%	25.0%	43.8%	27.3%	45.5%	40.0%					42.0%
<b>FOURTH DOWNS</b>																		
Attempts	0	4	0	2	1	0	1	1	5	0	1	0	1					16
Converted	0	3	0	1	1	0	0	1	1	0	0	0	1					8
Percentage	0	75.0%	0	50.0%	100.0%	0	0.0%	100.0%	20.0%	0	0.0%	0	100.0%					50.0%
<b>TOT. OFFENSE</b>																		
Net Yards	260	450	333	305	285	259	323	486	277	365	422	360	231					4,356
Plays	58	74	60	63	57	56	69	81	62	63	68	58	71					840
Avg./Play	4.5	6.1	5.6	4.8	5.0	4.6	4.7	6.0	4.5	5.8	6.2	6.2	3.3					5.2
<b>RUSHING</b>																		
Net Yards	94	183	105	155	110	83	173	222	123	108	99	69	132					1,656
Rush. Att.	22	35	31	37	25	19	38	43	25	21	28	23	30					377
Avg./Att.	4.3	5.2	3.4	4.2	4.4	4.4	4.6	5.2	4.9	5.1	3.5	3.0	4.4					4.4
<b>PASSING</b>																		
Net Yards	166	267	228	150	175	176	150	264	154	257	323	291	99					2,700
Attempts	34	37	28	24	30	33	29	37	29	40	39	34	36					430
Completions	27	31	16	13	16	24	21	26	19	23	28	27	19					290
Intercepted	0	0	0	1	3	1	0	1	2	1	1	0	0					10
Gross Yards	177	274	235	167	182	200	162	272	200	263	325	298	146					2,901
Sacked	2.0	2.0	1.0	2.0	2.0	4.0	2.0	1.0	8.0	2.0	1.0	1.0	5.0					33.0
Yards Lost	11	7	7	17	7	24	12	8	46	6	2	7	47					201
<b>PENALTIES</b>																		
Number	10	4	6	4	3	10	9	5	3	8	5	4	5					76
Yards	83	30	45	34	18	79	110	55	8	83	44	40	36					665
<b>FUMBLES</b>																		
Number	0	0	0	1	0	0	1	2	1	1	2	0	0					8
Lost	0	0	0	0	0	0	0	2	0	0	2	0	0					4
<b>PUNTING</b>																		
Yards	80	54	323	160	184	138	120	48	169	276	143	211	397					2,303
Punts	2	1	6	4	4	3	3	1	4	5	3	4	9					49
Net Avg.	40.0	54.0	46.5	39.8	44.5	41.7	34.0	48.0	40.8	37.4	43.7	49.5	37.9					41.7
Gross Avg.	40.0	54.0	53.8	40.0	46.0	46.0	40.0	48.0	42.3	55.2	47.7	52.8	44.1					47.0

**RAIDERS REGULAR SEASON HIGHS (2023)**

CATEGORY	OFFENSIVE		
	HIGH	DATE	OPPONENT
Points	30	11/5	vs. N.Y. Giants
Points in a Quarter	17	11/5	vs. N.Y. Giants
Points in a Half	24	11/5	vs. N.Y. Giants
Total Touchdowns	3	11/5	vs. N.Y. Giants
Offensive Plays	69	10/1	at L.A. Chargers
Total Net Yards	362	9/24	vs. Pittsburgh
Total First Downs	22	9/10	at Denver
First Downs Rushing	7	10/1	at L.A. Chargers
First Downs Passing	16	10/22	at Chicago
First Down Penalties	6	9/10	at Denver
Third Down Efficiency	50.0%	10/15	vs. New England
Average Yards Per Play	6.2	9/17	at Buffalo
Total Net Yards Rushing	148	11/12	vs. N.Y. Jets
Rushing Attempts	34	11/5	vs. N.Y. Giants
Rushing Average Yards	5.3	11/26	vs. Kansas City
Rushing Touchdowns	3	11/5	vs. N.Y. Giants
Total Net Yards Passing	293	9/24	vs. Pittsburgh
Passing Attempts	45	10/22	at Chicago
Passing Completions	28	9/24	vs. Pittsburgh
Passing Touchdowns	2	9/10	at Denver
Yards Per Attempt	8.4	11/5	vs. N.Y. Giants
Passes Thrown for Interception	3	9/24	vs. Pittsburgh
Times Sacked	7	10/1	at L.A. Chargers
QB Sacks	7	10/1	at L.A. Chargers
Sack Yards Lost	50	10/1	at L.A. Chargers
Total Punts	8	12/10	vs. Minnesota
Total Punt Yards	433	12/10	vs. Minnesota
Gross Punting Average	63.6	11/5	vs. N.Y. Giants
Net Punting Average	50.2	10/1	at L.A. Chargers
Punt Returns	5	9/24	vs. Pittsburgh
Punt Return Yards	56	12/10	vs. Minnesota
Punt Return Average	18.0	10/22	at Chicago
Kickoff Returns	2	10/22	at Chicago
Kickoff Return Yards	51	10/22	at Chicago
Total Penalties	10	9/10	at Denver
Penalty Yards	97	9/10	at Denver
Total Fumbles	3	10/1	at L.A. Chargers
Fumbles Lost	2	10/1	at L.A. Chargers
Time of Possession	32:51	10/1	at L.A. Chargers
Turnovers	3	9/17	at Buffalo



## OPPONENT SEASON HIGHS

CATEGORY	DEFENSIVE	HIGH	DATE	OPPONENT
Points		38	9/17	at Buffalo
Points in a Quarter		17	10/1	at L.A. Chargers
Points in a Half		24	10/1	at L.A. Chargers
Total Touchdowns		5	9/17	at Buffalo
Offensive Plays		81	10/30	at Detroit
Total Net Yards		486	10/30	at Detroit
Total First Downs		29	9/17	at Buffalo
First Downs Rushing		13	10/22	at Chicago
First Downs Passing		17	9/17	at Buffalo
First Down Penalties		6	9/10	at Denver
Third Down Efficiency		61.5%	10/22	at Chicago
Average Yards Per Play		6.2	11/19	at Miami
Total Net Yards Rushing		222	10/30	at Detroit
Rushing Attempts		43	10/30	at Detroit
Rushing Average Yards		5.2	9/17	at Buffalo
Rushing Touchdowns		2	9/17	at Buffalo
Total Net Yards Passing		323	11/19	at Miami
Passing Attempts		40	11/12	vs. N.Y. Jets
Passing Completions		31	9/17	at Buffalo
Passing Touchdowns		3	9/17	at Buffalo
Yards Per Attempt		8.3	11/26	vs. Kansas City
Passes Thrown for Interception		3	10/9	vs. Green Bay
Times Sacked		8	11/5	vs. N.Y. Giants
QB Sacks		8	11/5	vs. N.Y. Giants
Sack Yards Lost		47	12/10	vs. Minnesota
Total Punts		9	12/10	vs. Minnesota
Total Punt Yards		397	12/10	vs. Minnesota
Gross Punting Average		55.2	11/12	vs. N.Y. Jets
Net Punting Average		54	9/17	at Buffalo
Punt Returns		5	12/10	vs. Minnesota
Punt Return Yards		48	12/10	vs. Minnesota
Punt Return Average		14.0	10/15	vs. New England
Kickoff Returns		5	11/5	vs. N.Y. Giants
Kickoff Return Yards		110	11/5	vs. N.Y. Giants
Total Penalties		10	9/10	at Denver
Penalty Yards		110	10/22	at Chicago
Total Fumbles		2	10/30	at Detroit
Fumbles Lost		2	10/30	at Detroit
Time of Possession		40:04	9/17	at Buffalo
Turnovers		3	10/9	vs. Green Bay

# INDIVIDUAL SINGLE-GAME HIGHS

## 2023 REGULAR SEASON RAIDERS INDIVIDUAL SINGLE-GAME HIGHS

<b>Touchdowns</b>	2	Josh Jacobs	vs. Giants	11/05
		Davante Adams	vs. Steelers	09/24
		Jakobi Meyers	at Broncos	09/10
<b>Passes Attempted</b>	44	Jimmy Garoppolo	vs. Steelers	09/24
<b>Passes Completed</b>	28	Jimmy Garoppolo	vs. Steelers	09/24
<b>Completion Percentage</b>	76.9	Jimmy Garoppolo	at Broncos	09/10
<b>Passing Yards</b>	324	Jimmy Garoppolo	vs. Steelers	09/24
<b>Yards Per Attempt</b>	10.2	Brian Hoyer	vs. Patriots	10/15
<b>Touchdown Passes</b>	2	Jimmy Garoppolo	vs. Steelers	09/24
		Jimmy Garoppolo	at Broncos	09/10
<b>Receptions</b>	13	Davante Adams	vs. Steelers	09/24
<b>Receiving Yards</b>	172	Davante Adams	vs. Steelers	09/24
<b>Touchdown Receptions</b>	2	Davante Adams	vs. Steelers	09/24
		Jakobi Meyers	at Broncos	09/10
<b>Rushing Yards</b>	116	Josh Jacobs	vs. Jets	11/12
<b>Rushing Attempts</b>	27	Josh Jacobs	vs. Jets	11/12
<b>Rushing Average</b>	5.5	Josh Jacobs	vs. Chiefs	11/26
<b>Rushing Touchdowns</b>	2	Josh Jacobs	vs. Giants	11/05
<b>Yards From Scrimmage</b>	172	Davante Adams	vs. Steelers	09/24
<b>Combined Net Yards</b>	172	Davante Adams	vs. Steelers	09/24
<b>Interceptions Made</b>	2	Robert Spillane	vs. Packers	10/09
<b>Interceptions Thrown</b>	3	Aidan O'Connell	at Dolphins	11/19
		Jimmy Garoppolo	vs. Steelers	09/24
<b>INT Return Yards</b>	75	Marcus Peters	at Lions	10/30
<b>Tackles</b>	14	Robert Spillane	at Bills	09/17
<b>Sacks</b>	3.0	Maxx Crosby	vs. Giants	11/05
<b>Punts</b>	8	AJ Cole	vs. Vikings	12/10
<b>Punts Inside the 20</b>	4	AJ Cole	vs. Packers	10/09
<b>Punting Average</b>	63.6	AJ Cole	vs. Giants	11/05
<b>Punt Returns</b>	5	DeAndre Carter	vs. Steelers	09/24
<b>Punt Return Yards</b>	49	DeAndre Carter	vs. Jets	11/12
<b>Kickoff Returns</b>	2	DeAndre Carter	at Bears	10/22
<b>Kickoff Return Yards</b>	51	DeAndre Carter	at Bears	10/22
<b>Field Goals Attempted</b>	4	Daniel Carlson	vs. Patriots	10/15
<b>Field Goals Made</b>	4	Daniel Carlson	vs. Patriots	10/15

## 2023 REGULAR SEASON LAS VEGAS RAIDERS LONGEST PLAYS

<b>Rushing Long</b>	63	Josh Jacobs	vs. Chiefs	11/26
<b>Touchdown Run</b>	63	Josh Jacobs	vs. Chiefs	11/26
<b>Passing Long</b>	50	Aidan O'Connell	vs. Giants	11/05
<b>Touchdown Pass Long</b>	46	Aidan O'Connell	at Dolphins	11/19
<b>Reception</b>	50	Tre Tucker	vs. Giants	11/05
<b>Touchdown Reception</b>	46	Davante Adams	at Dolphins	11/19
<b>Interception Return</b>	75	Marcus Peters	at Lions	10/30
<b>Longest INT Return for TD</b>	75	Marcus Peters	at Lions	10/30
<b>Longest Own Fumble Return</b>	1	Jakobi Meyers	at Lions	10/30
<b>Punt Return</b>	32	DeAndre Carter	vs. Jets	11/12
<b>Kickoff Return</b>	40	DeAndre Carter	at Chargers	10/01
<b>Punt</b>	83	AJ Cole	vs. Vikings	12/10
<b>Field Goal Made</b>	54	Daniel Carlson	vs. Jets	11/12
<b>Field Goal Attempt</b>	54	Daniel Carlson	vs. Jets	11/12

# OPPONENTS INDIVIDUAL HIGHS

## 2023 REGULAR SEASON OPPONENTS INDIVIDUAL SINGLE-GAME HIGHS

Touchdowns	3	D'Onta Foreman	at Bears	10/22
Passes Attempted	39	Tua Tagovailoa	at Dolphins	11/19
		Zach Wilson	vs. Jets	11/12
Passes Completed	31	Josh Allen	at Bills	09/17
Completion Percentage	83.7	Josh Allen	at Bills	09/17
Passing Yards	325	Tua Tagovailoa	at Dolphins	11/19
Yards Per Attempt	8.8	Patrick Mahomes	vs. Chiefs	11/26
		Tommy DeVito	vs. Giants	11/05
Touchdown Passes	3	Josh Allen	at Bills	09/17
Receptions	10	Tyreek Hill	at Dolphins	11/19
		Kendrick Bourne	vs. Patriots	10/15
Receiving Yards	146	Tyreek Hill	at Dolphins	11/19
Touchdown Receptions	1	Rashee Rice	vs. Chiefs	11/26
		Justin Watson	vs. Chiefs	11/26
		Salvon Ahmed	at Dolphins	11/19
		Tyreek Hill	at Dolphins	11/19
		Wan'Dale Robinson	vs. Giants	11/05
		Sam LaPorta	at Lions	10/30
		D'Onta Foreman	at Bears	10/22
		Keenan Allen	at Chargers	10/01
		Calvin Austin III	vs. Steelers	09/24
		Pat Freiermuth	vs. Steelers	09/24
		Gabe Davis	at Bills	09/17
		Dawson Knox	at Bills	09/17
		Khalil Shakir	at Bills	09/17
		Lil'Jordan Humphrey	at Broncos	09/10
		Courtland Sutton	at Broncos	09/10
Rushing Yards	152	Jahmyr Gibbs	at Lions	10/30
Rushing Attempts	26	Jahmyr Gibbs	at Lions	10/30
Rushing Average	7.2	James Cook	at Bills	09/17
Rushing Touchdowns	2	Isiah Pacheco	vs. Chiefs	11/26
		D'Onta Foreman	at Bears	10/22
		Justin Herbert	at Chargers	10/01
Yards From Scrimmage	189	Jahmyr Gibbs	at Lions	10/30
Combined Net Yards	189	Jahmyr Gibbs	at Lions	10/30
Interceptions Made	2	Jalen Ramsey	at Dolphins	11/19
		Jaylon Johnson	at Bears	10/22
		Levi Wallace	vs. Steelers	09/24
Interceptions Thrown	3	Jordan Love	vs. Packers	10/09
INT Return Yards	39	Jaylon Johnson	at Bears	10/22
Tackles	15	C.J. Mosley	vs. Jets	11/12
Sacks	6.0	Khalil Mack	at Chargers	10/01
Punts	8	Ryan Wright	vs. Vikings	12/10
Punts Inside the 20	4	Ryan Wright	vs. Vikings	12/10
Punting Average	55.2	Thomas Morstead	vs. Jets	11/12
Punt Returns	5	Brandon Powell	vs. Vikings	12/10
Punt Return Yards	48	Brandon Powell	vs. Vikings	12/10
Kickoff Returns	5	Parris Campbell	vs. Giants	11/05
Kickoff Return Yards	110	Parris Campbell	vs. Giants	11/05
Field Goals Attempted	5	Riley Patterson	at Lions	10/30
Field Goals Made	4	Greg Zuerlein	vs. Jets	11/12
		Riley Patterson	at Lions	10/30

## 2023 REGULAR SEASON OPPONENTS LONGEST PLAYS

Rushing Long	51	Derius Davis	at Chargers	10/01
Touchdown Run	27	Jahmyr Gibbs	at Lions	10/30
Passing Long	77	Jordan Love	vs. Packers	10/09
Touchdown Pass Long	72	Kenny Pickett	vs. Steelers	09/24
Reception	77	Christian Watson	vs. Packers	10/09
Touchdown Reception	72	Calvin Austin III	vs. Steelers	09/24
Interception Return	39	Jaylon Johnson	at Bears	10/22
Longest INT Return for TD	39	Jaylon Johnson	at Bears	10/22
Longest Opponent's Fumble Return	6	Taylor Rapp	at Bills	09/17
Punt Return	25	Brandon Powell	vs. Vikings	12/10
Kickoff Return	41	Damien Harris	at Bills	09/17
Punt	66	Jake Bailey	at Dolphins	11/19
Field Goal Made	57	Chris Boswell	vs. Steelers	09/24
Field Goal Attempt	57	Chris Boswell	vs. Steelers	09/24

## 2023 REGULAR SEASON BIG YARDAGE GAMES

## 100-YARD PASS RECEIVERS

DATE	OPPONENT	PLAYER	NO.	YDS.	AVG.	LG	TD
9/24	vs. Steelers	Davante Adams	13	172	13.2	32T	2

## 100-YARD RUSHERS

DATE	OPPONENT	PLAYER	ATT.	YDS.	AVG.	LG	TD
11/12	vs. Jets	Josh Jacobs	27	116	4.3	40	0
11/26	vs. Chiefs	Josh Jacobs	20	110	5.5	63T	1

## 300-YARD PASSERS

DATE	OPPONENT	PLAYER	ATT.	COMP./ATT.	YDS.	LG	INT
9/24	vs. Steelers	Jimmy Garoppolo	44	28/44	324	32T	3

## MULTI-SACK GAMES

DATE	OPPONENT	PLAYER	SACKS	YDS.	QBH
11/5	vs. Giants	Maxx Crosby	3.0	12.0	3
10/1	at Chargers	Maxx Crosby	2.0	17.0	2
12/10	vs. Vikings	Maxx Crosby	2.0	20.0	4

## 2023 OPPONENTS BIG YARDAGE GAMES

## 100-YARD PASS RECEIVERS

DATE	OPPONENT	PLAYER	NO.	YDS.	AVG.	LG	TD
11/19	at Dolphins	Tyreek Hill	10	146	14.6	38T	1
10/30	at Lions	Amon-Ra St. Brown	6	108	18.0	44	0
11/26	vs. Chiefs	Rashee Rice	8	107	13.4	39T	1

## 100-YARD RUSHERS

DATE	OPPONENT	PLAYER	ATT.	YDS.	AVG.	LG	TD
10/30	at Lions	Jahmyr Gibbs	26	152	5.8	27T	1
9/17	at Bills	James Cook	17	123	7.2	36	0

## 300-YARD PASSERS

DATE	OPPONENT	PLAYER	ATT.	COMP./ATT.	YDS.	LG	INT
11/19	at Dolphins	Tua Tagovailoa	39	28/39	325	38T	1

## MULTI-SACK GAMES

DATE	OPPONENT	PLAYER	SACKS	YDS.	QBH
10/1	at Chargers	Khalil Mack	6.0	45.0	4
10/30	at Lions	Alex Anzalone	2.0	15.0	2
10/30	at Lions	Alim McNeill	2.0	19.0	2
11/19	at Dolphins	Jaelan Phillips	2.0	11.0	3
9/24	vs. Steelers	T.J. Watt	2.0	16.0	3

# BIG PLAYS OF 20+ YARDS

DATE	OPPONENT	QTR	RAIDERS PLAYER	RUN	PASS	DOWN	RESULT	GAME OUTCOME
11/26	Kansas City	2	<b>Josh Jacobs run</b>	<b>63T</b>		1-10-LV 37	Touchdown	L, 31-17
11/05	N.Y. Giants	2	Aidan O'Connell -> Tre Tucker		50	1-10-LV 40	Touchdown	W, 30-6
10/15	New England	3	Brian Hoyer -> Tre Tucker		48	3-4-LV 31	Field Goal	W, 21-17
11/19	at Miami	1	<b>Aidan O'Connell -&gt; Davante Adams</b>		<b>46T</b>	1-10-MIA 46	Touchdown	L, 20-13
11/12	N.Y. Jets	1	Aidan O'Connell -> Davante Adams		42	2-8-LV 27	Field Goal	W, 16-12
11/12	N.Y. Jets	3	Josh Jacobs run	40		2-10-LV 47	Touchdown	W, 16-12
12/10	Minnesota	3	Aidan O'Connell -> Hunter Renfrow		38	3-7-MIN 49	Fumble	L, 3-0
09/17	at Buffalo	1	Tre Tucker run	34		1-10- 50	Touchdown	L, 38-10
11/26	Kansas City	1	Aidan O'Connell -> Davante Adams		33	3-2-LV 33	Touchdown	L, 31-17
11/26	Kansas City	3	Aidan O'Connell -> Jakobi Meyers		33	3-4-LV 47	Field Goal	L, 31-17
09/24	Pittsburgh	1	<b>Jimmy Garoppolo -&gt; Davante Adams</b>		<b>32T</b>	4-1-PIT 32	Touchdown	L, 23-18
10/15	New England	1	Jimmy Garoppolo -> Michael Mayer		32	3-6-LV 45	Touchdown	W, 21-17
11/19	at Miami	4	Aidan O'Connell -> Hunter Renfrow		31	2-6-LV 41	Interception	L, 20-13
12/10	Minnesota	4	Aidan O'Connell -> Davante Adams		29	1-10-LV 31	Fumble	L, 3-0
09/24	Pittsburgh	4	Jimmy Garoppolo -> Davante Adams		26	1-10-LV 20	Touchdown	L, 23-18
10/01	at L.A. Chargers	1	Aidan O'Connell -> Jakobi Meyers		25	1-10-LV 48	Touchdown	L, 24-17
10/09	Green Bay	3	Josh Jacobs run	24		1-10-LV 25	Touchdown	W, 17-13
11/05	N.Y. Giants	1	Aidan O'Connell -> Jakobi Meyers		24	2-7-NYG 49	Touchdown	W, 30-6
11/19	at Miami	4	Aidan O'Connell -> Jakobi Meyers		24	2-10-LV 13	Interception	L, 20-13
09/17	at Buffalo	4	Jimmy Garoppolo -> Hunter Renfrow		23	1-10-LV 39	Fumble	L, 38-10
09/10	at Denver	2	Jimmy Garoppolo -> Jakobi Meyers		21	1-10-LV 39	Field Goal	W, 17-16
09/17	at Buffalo	2	Jimmy Garoppolo -> Davante Adams		21	2-10-BUF 48	Field Goal	L, 38-10
10/01	at L.A. Chargers	3	Aidan O'Connell -> Josh Jacobs		21	3-19-LV 39	Field Goal	L, 24-17
10/09	Green Bay	3	Jimmy Garoppolo -> Davante Adams		21	2-10-GB 37	Touchdown	W, 17-13
10/15	New England	3	Brian Hoyer -> Davante Adams		21	1-10-LV 35	Field Goal	W, 21-17
09/10	at Denver	4	Jimmy Garoppolo -> Austin Hooper		20	1-10-DEN 26	Touchdown	W, 17-16
10/09	Green Bay	1	Jimmy Garoppolo -> Michael Mayer		20	1-10-LV 13	Punt	W, 17-13
11/19	at Miami	4	Aidan O'Connell -> Davante Adams		20	3-6-LV 41	Interception	L, 20-13

# OPPONENT BIG PLAYS OF 20+ YARDS

DATE	OPPONENT	QTR	OPP. PLAYER	RUN	PASS	DOWN	RESULT	GAME OUTCOME
10/09	Green Bay	3	Jordan Love -> Christian Watson		77	1-10-GB 17	Field Goal	W, 13-17
09/24	Pittsburgh	1	<b>Kenny Pickett -&gt; Calvin Austin III</b>		<b>72T</b>	3-7-PIT 28	Touchdown	L, 18-23
10/01	at L.A. Chargers	1	Derius Davis run	51		2-10-LAC 14	Touchdown	L, 17-24
10/01	at L.A. Chargers	4	Justin Herbert -> Joshua Palmer		51	3-10-LAC 11	End Game	L, 17-24
10/30	at Detroit	2	Jared Goff -> Amon-Ra St. Brown		44	1-10-DET 22	Field Goal	L, 14-26
11/12	N.Y. Jets	1	Zach Wilson -> Garrett Wilson		41	1-10-NYJ 33	Field Goal	W, 12-16
09/17	at Buffalo	4	Josh Allen -> Gabe Davis		40	3-6-LV 48	Touchdown	L, 10-38
11/26	Kansas City	4	<b>Patrick Mahomes -&gt; Rashee Rice</b>		<b>39T</b>	3-6-LV 39	Touchdown	L, 17-31
11/19	at Miami	1	<b>Tua Tagovailoa -&gt; Tyreek Hill</b>		<b>38T</b>	2-10-LV 38	Touchdown	L, 13-20
09/17	at Buffalo	4	James Cook run	36		2-7-BUF 22	End Game	L, 10-38
10/15	New England	2	Mac Jones -> Kendrick Bourne		36	2-6-NE 35	Field Goal	W, 17-21
11/12	N.Y. Jets	4	Zach Wilson -> Breece Hall		35	1-10-NYJ 25	Field Goal	W, 12-16
11/05	N.Y. Giants	3	Tommy DeVito -> Darius Slayton		34	2-7-NYG 19	Touchdown	W, 6-30
09/24	Pittsburgh	3	Kenny Pickett -> George Pickens		32	3-5-PIT 26	Field Goal	L, 18-23
11/19	at Miami	3	Tua Tagovailoa -> Tyreek Hill		31	2-8-MIA 23	Missed FG	L, 13-20
11/19	at Miami	2	Tua Tagovailoa -> Robbie Chosen		30	1-10-MIA 25	End Half	L, 13-20
10/30	at Detroit	3	<b>Jahmyr Gibbs run</b>	<b>27T</b>		1-10-LV 27	Touchdown	L, 14-26
11/12	N.Y. Jets	4	Zach Wilson -> Tyler Conklin		27	3-1-NYJ 29	End Game	W, 12-16
11/26	Kansas City	2	Patrick Mahomes -> Travis Kelce		27	1-10-KC 43	Touchdown	L, 17-31
09/17	at Buffalo	2	Josh Allen -> James Cook		26	2-1-LV 34	Downs	L, 10-38
10/09	Green Bay	1	Jordan Love run	26		1-10-GB 35	Field Goal	W, 13-17
11/05	N.Y. Giants	2	Saquon Barkley run	26		2-9-NYG 26	Interception	W, 6-30
12/10	Minnesota	4	Nick Mullens -> T.J. Hockenson		26	1-10-MIN 30	Punt	L, 0-3
11/19	at Miami	3	Tua Tagovailoa -> Tyreek Hill		25	2-6-MIA 19	Field Goal	L, 13-20
10/30	at Detroit	3	Jahmyr Gibbs run	24		1-10-DET 44	Interception	L, 14-26
10/30	at Detroit	2	Jared Goff -> Amon-Ra St. Brown		24	2-16-LV 40	Field Goal	L, 14-26
11/12	N.Y. Jets	1	Zach Wilson -> Xavier Gipson		24	3-4-NYJ 31	Field Goal	W, 12-16
11/05	N.Y. Giants	4	Tommy DeVito -> Daniel Bellinger		23	1-10-NYG 43	Downs	W, 6-30
11/26	Kansas City	2	Patrick Mahomes -> Travis Kelce		23	1-10-LV 30	Touchdown	L, 17-31
10/01	at L.A. Chargers	1	Joshua Kelley run	22		2-10-LAC 18	Punt	L, 17-24
10/01	at L.A. Chargers	2	Justin Herbert -> Keenan Allen		22	3-4-LV 42	Field Goal	L, 17-24
10/30	at Detroit	2	Jared Goff -> Jameson Williams		22	2-10-DET 21	Touchdown	L, 14-26
09/10	at Denver	1	Russell Wilson -> Brandon Johnson		21	2-4-DEN 20	Touchdown	W, 16-17
11/19	at Miami	2	Tua Tagovailoa -> Tyreek Hill		21	3-7-MIA 38	Downs	L, 13-20
09/10	at Denver	3	Russell Wilson -> Samaje Perine		20	3-3-DEN 27	Field Goal	W, 16-17
11/12	N.Y. Jets	2	Zach Wilson run	20		3-3-NYJ 21	Punt	W, 12-16
11/12	N.Y. Jets	2	Zach Wilson run	20		3-7-LV 23	Field Goal	W, 12-16
12/10	Minnesota	4	Nick Mullens -> Jordan Addison		20	3-6-LV 42	Field Goal	L, 0-3

## RAIDERS

(AS OF DEC 12, 2023, 1:04 PM PST)

2023 : REGULAR SEASON

PLAYS			NET YARDS			TIME		
DATE	OPPONENT	PLAYS	DATE	OPPONENT	NET YARDS	DATE	OPPONENT	TIME
10/15	New England	16 (field goal)	9/24	Pittsburgh	80 (touchdown) [PEN: 14, GROSS: 66]	10/9	Green Bay	8:28 (touchdown)
10/22	at Chicago	15 (field goal)	11/26	Kansas City	77 (touchdown) [PEN: 0, GROSS: 77]	10/15	New England	8:06 (field goal)
11/26	Kansas City	14 (missed fg)	9/17	at Buffalo	75 (touchdown) [PEN: 0, GROSS: 75]	12/10	Minnesota	7:45 (punt)
10/9	Green Bay	14 (touchdown)	10/9	Green Bay	75 (touchdown) [PEN: 0, GROSS: 75]	11/26	Kansas City	7:37 (missed fg)
11/5	N.Y. Giants	14 (field goal)	11/19	at Miami	75 (touchdown) [PEN: 0, GROSS: 75]	9/10	at Denver	7:31 (interception)
9/10	at Denver	13 (interception)	9/10	at Denver	75 (touchdown) [PEN: 15, GROSS: 60]	10/22	at Chicago	6:44 (field goal)
10/1	at L.A. Chargers	13 (field goal)	10/30	at Detroit	75 (touchdown) [PEN: 15, GROSS: 60]	11/5	N.Y. Giants	6:37 (field goal)
12/10	Minnesota	12 (punt)	10/22	at Chicago	69 (field goal) [PEN: 46, GROSS: 23]	10/1	at L.A. Chargers	6:29 (field goal)
11/12	N.Y. Jets	11 (field goal)	10/15	New England	69 (field goal) [PEN: 7, GROSS: 62]	11/12	N.Y. Jets	6:12 (field goal)
9/24	Pittsburgh	11 (touchdown)	11/5	N.Y. Giants	67 (touchdown) [PEN: -5, GROSS: 72]	9/24	Pittsburgh	5:51 (touchdown)
11/12	N.Y. Jets	11 (punt)	10/1	at L.A. Chargers	64 (touchdown) [PEN: 4, GROSS: 60]	9/17	at Buffalo	5:22 (field goal)
9/17	at Buffalo	10 (field goal)	11/12	N.Y. Jets	53 (field goal) [PEN: -10, GROSS: 63]	10/30	at Detroit	5:12 (touchdown)
10/30	at Detroit	10 (touchdown)	11/12	N.Y. Jets	53 (touchdown) [PEN: 0, GROSS: 53]	11/19	at Miami	4:17 (field goal)
11/19	at Miami	9 (interception)	12/10	Minnesota	34 (fumble) [PEN: -10, GROSS: 44]	12/14	L.A. Chargers	--
12/14	L.A. Chargers	--	12/14	L.A. Chargers	--	12/25	at Kansas City	--
12/25	at Kansas City	--	12/25	at Kansas City	--	12/31	at Indianapolis	--
12/31	at Indianapolis	--	12/31	at Indianapolis	--	1/7	Denver	--
1/7	Denver	--	1/7	Denver	--	--	--	--

## 2023 REGULAR SEASON

WEEK 1: RAIDERS 17, BRONCOS 16													SEPTEMBER 10, 2023												
RAIDERS													BRONCOS												
#	RECD	LOST	POSS	OBTAINED	BEGAN	PLAYS	YDS	PEN	NET	1ST	ENDED	GIVEN UP	#	RECD	LOST	POSS	OBTAINED	BEGAN	PLAYS	YDS	PEN	NET	1ST	ENDED	GIVEN UP
1	15:00	09:28	5:32	Kickoff	DEN 44	10	38	6	44	4	DEN 3	TD	1	09:28	00:44	8:44	Kickoff	DEN 14	14	86	0	86	6	LV 5	TD
2	00:44	10:54	4:50	Kickoff	LV 25	10	70	0	70	4	DEN 5	Field Goal	2	10:54	04:49	6:05	Kickoff	DEN 25	8	17	10	27	3	LV 48	Punt
3	04:49	02:30	2:19	Punt	LV 5	5	16	5	21	1	LV 26	Punt	3	02:30	00:12	2:18	Punt	DEN 25	9	58	17	75	5	LV 5	TD
4	00:12	00:00	0:12	Kickoff	LV 25	1	-1	0	-1	0	LV 25	End Half	4	15:00	09:32	5:28	Kickoff	DEN 26	10	32	5	37	3	LV 37	Missed FG
5	09:32	02:01	7:31	Missed FG	LV 45	13	52	-3	49	5	DEN 6	Int	5	02:01	08:54	8:07	Int	DEN 20	16	60	15	75	5	LV 5	Field Goal
6	08:54	06:34	2:20	Kickoff	LV 25	6	60	15	75	5	DEN 6	TD	6	06:34	05:08	1:26	Kickoff	DEN 25	3	7	0	7	0	DEN 32	Punt
7	05:08	00:00	5:08	Punt	LV 31	11	26	15	41	3	DEN 27	End Game													

WEEK 2: RAIDERS 10, BILLS 38													SEPTEMBER 17, 2023												
RAIDERS													BILLS												
#	RECD	LOST	POSS	OBTAINED	BEGAN	PLAYS	YDS	PEN	NET	1ST	ENDED	GIVEN UP	#	RECD	LOST	POSS	OBTAINED	BEGAN	PLAYS	YDS	PEN	NET	1ST	ENDED	GIVEN UP
1	15:00	12:16	2:44	Kickoff	LV 25	5	75	0	75	3	BUF 16	TD	1	12:16	10:22	1:54	Kickoff	BUF 25	3	5	0	5	0	BUF 30	Punt
2	10:22	08:17	2:05	Punt	LV 16	4	14	0	14	1	LV 30	Int	2	08:17	04:19	3:58	Int	LV 28	7	28	0	28	3	LV 4	TD
3	04:19	03:16	1:03	Kickoff	LV 31	3	5	0	5	0	LV 36	Punt	3	03:16	12:10	6:06	Punt	BUF 16	11	59	25	84	6	LV 2	TD
4	12:10	06:48	5:22	Kickoff	LV 25	10	46	0	46	3	BUF 29	Field Goal	4	06:48	02:56	3:52	Kickoff	BUF 47	7	52	0	52	2	LV 1	Downs
5	02:56	01:47	1:09	Downs	LV 2	3	7	0	7	0	LV 9	Punt	5	01:47	00:18	1:29	Punt	BUF 43	8	57	0	57	4	LV 11	TD
6	00:18	00:00	0:18	Kickoff	LV 25	2	13	0	13	1	LV 36	End Half	6	15:00	05:59	9:01	Kickoff	BUF 25	15	75	0	75	5	LV 2	TD
7	05:59	03:49	2:10	Kickoff	LV 25	4	23	0	23	1	LV 48	Int	7	03:49	14:56	3:53	Int	LV 48	9	42	-5	37	2	LV 11	Field Goal
8	14:56	12:40	2:16	Kickoff	LV 25	4	12	5	17	1	LV 42	Punt	8	12:40	05:08	7:32	Punt	BUF 5	11	95	0	95	6	LV 1	TD
9	05:08	02:19	2:49	Kickoff	LV 25	5	45	15	60	3	BUF 15	Fumble	9	02:19	00:00	2:19	Fumble	BUF 19	4	37	0	37	1	LV 43	End Game

WEEK 3: RAIDERS 18, STEELERS 23													SEPTEMBER 24, 2023												
RAIDERS													STEELERS												
#	RECD	LOST	POSS	OBTAINED	BEGAN	PLAYS	YDS	PEN	NET	1ST	ENDED	GIVEN UP	#	RECD	LOST	POSS	OBTAINED	BEGAN	PLAYS	YDS	PEN	NET	1ST	ENDED	GIVEN UP
1	12:56	11:27	1:29	Punt	LV 12	3	7	0	7	0	LV 19	Punt	1	15:00	12:56	2:04	Kickoff	PIT 25	3	9	0	9	0	PIT 34	Punt
2	10:27	07:04	3:23	Punt	LV 26	7	79	-5	74	3	PIT 32	TD	2	11:27	10:27	1:00	Punt	PIT 23	3	4	0	4	0	PIT 27	Punt
3	06:12	04:29	1:43	Kickoff	LV 25	3	5	0	5	0	LV 30	Punt	3	07:04	06:12	0:52	Kickoff	PIT 25	3	75	0	75	1	PIT 28	TD
4	00:49	12:24	3:25	Punt	LV 14	8	43	0	43	2	PIT 43	Int	4	04:29	00:49	3:40	Punt	PIT 25	6	14	0	14	1	PIT 39	Punt
5	08:33	07:04	1:29	Kickoff	LV 25	3	12	-5	7	0	LV 32	Punt	5	12:24	08:33	3:51	Int	PIT 31	8	29	15	44	3	LV 25	Field Goal
6	01:56	00:38	1:18	Kickoff	LV 25	5	15	0	15	1	LV 40	Punt	6	07:04	01:56	5:08	Punt	PIT 23	11	43	11	54	4	LV 23	Field Goal
7	15:00	13:57	1:03	Kickoff	LV 25	3	7	0	7	0	LV 32	Punt	7	00:38	00:00	0:38	Punt	PIT 20	1	6	0	6	0	PIT 20	End Half
8	09:28	07:15	2:13	Kickoff	LV 25	5	27	0	27	1	PIT 48	Int	8	13:57	09:28	4:29	Punt	PIT 9	9	52	0	52	2	LV 39	Field Goal
9	03:56	13:13	5:43	Kickoff	LV 25	10	68	-15	53	3	PIT 22	Downs	9	07:15	03:56	3:19	Int	PIT 19	6	81	0	81	5	LV 13	TD
10	11:32	05:41	5:51	Punt	LV 20	11	66	14	80	7	PIT 1	TD	10	13:13	11:32	1:41	Downs	PIT 22	3	8	0	8	0	PIT 30	Punt
11	04:35	02:22	2:13	Punt	LV 48	9	33	11	44	2	PIT 8	Field Goal	11	05:41	04:35	1:06	Kickoff	PIT 25	3	2	0	2	0	PIT 27	Punt
12	00:12	00:05	0:07	Punt	LV 15	1	0	0	0	0	LV 15	Int	12	02:22	00:12	2:10	Kickoff	PIT 25	6	11	0	11	1	PIT 36	Punt
													13	00:05	00:00	0:05	Int	LV 31	1	-1	0	-1	0	LV 31	End Game

WEEK 4: RAIDERS 17, CHARGERS 24													OCTOBER 1, 2023												
RAIDERS													CHARGERS												
#	RECD	LOST	POSS	OBTAINED	BEGAN	PLAYS	YDS	PEN	NET	1ST	ENDED	GIVEN UP	#	RECD	LOST	POSS	OBTAINED	BEGAN	PLAYS	YDS	PEN	NET	1ST	ENDED	GIVEN UP
1	10:38	08:35	2:03	Kickoff	LV 25	3	-4	0	-4	0	LV 21	Punt	1	15:00	10:38	4:22	Kickoff	LAC 14	9	81	5	86	4	LV 12	TD
2	05:30	00:45	4:45	Punt	LV 36	8	60	4	64	5	LAC 1	TD	2	08:35	05:30	3:05	Punt	LAC 18	5	23	0	23	1	LAC 41	Punt
3	10:42	09:39	1:03	Kickoff	LV 37	3	-1	0	-1	0	LV 41	Fumble	3	00:45	10:42	5:03	Kickoff	LAC 25	12	60	0	60	3	LV 15	Field Goal
4	07:20	05:15	2:05	Kickoff	LV 25	4	10	0	10	1	LV 48	Fumble	4	09:39	07:20	2:19	Fumble	LV 36	5	21	15	36	2	LV 7	TD
5	03:05	02:03	1:02	Kickoff	LV 25	3	-2	0	-2	0	LV 23	Punt	5	05:15	03:05	2:10	Fumble	LV 35	6	30	5	35	3	LV 1	TD
6	01:11	00:20	0:51	Punt	LV 24	3	19	-10	9	0	LV 33	Punt	6	02:03	01:11	0:52	Punt	LAC 28	3	6	0	6	0	LAC 34	Punt
7	15:00	12:15	2:45	Kickoff	LV 25	3	5	-5	0	0	LV 25	Punt	7	00:20	00:00	0:20	Punt	LAC 21	1	-1	0	-1	0	LAC 21	End Half
8	11:20	04:51	6:29	Punt	LV 48	13	38	10	48	3	LAC 4	Field Goal	8	12:15	11:20	0:55	Punt	LAC 5	3	-2	0	-2	0	LAC 3	Punt
9	01:59	10:37	6:22	Int	LV 24	12	53	-15	38	5	LAC 38	Punt	9	04:51	01:59	2:52	Kickoff	LAC 25	7	35	-10	25	2		Int
10	08:28	03:59	4:29	Punt	LV 40	12	55	5	60	6	LAC 1	TD	10	10:37	08:28	2:09	Punt	LAC 13	3	2	0	2	0	LAC 15	Punt
11	03:30	02:33	0:57	Downs	LAC 34	6	31	0	31	2	LAC 3	Int	11	03:59	03:30	0:29	Kickoff	LAC 25	4	9	0	9	0	LAC 34	Downs
													12	02:33	00:00	2:33	Int	LAC 11	6	41	5	46	1	LV 40	End Game



**WEEK 5: RAIDERS 17, PACKERS 13** **OCTOBER 9, 2023**

RAIDERS													PACKERS												
#	RECD	LOST	POSS	OBTAINED	BEGAN	PLAYS	YDS	PEN	NET	1ST	ENDED	GIVEN UP	#	RECD	LOST	POSS	OBTAINED	BEGAN	PLAYS	YDS	PEN	NET	1ST	ENDED	GIVEN UP
1	10:21	06:30	3:51	Punt	LV 13	6	25	0	25	2	LV 38	Punt	1	15:00	10:21	4:39	Kickoff	GB 25	8	28	-5	23	2	GB 48	Punt
2	02:38	14:53	2:45	Kickoff	LV 25	5	33	-5	28	2	GB 47	Punt	2	06:30	02:38	3:52	Punt	GB 7	8	60	15	75	4	LV 18	Field Goal
3	12:37	04:09	8:28	Punt	LV 38	14	57	5	62	5	GB 9	TD	3	14:53	12:37	2:16	Punt	GB 10	4	11	0	11	1	GB 21	Punt
4	04:00	02:32	1:28	Int	GB 7	4	-1	0	-1	0	GB 8	Field Goal	4	04:09	04:00	0:09	Kickoff	GB 25	1	0	0	0	0	GB 25	Int
5	00:55	00:07	0:48	Punt	LV 24	8	41	0	41	2	GB 35	Missed FG	5	02:32	00:55	1:37	Kickoff	GB 25	3	3	0	3	0	GB 28	Punt
6	15:00	12:49	2:11	Kickoff	LV 25	4	12	0	12	1	LV 37	Int	6	00:07	00:00	0:07	Missed FG	GB 43	1	11	0	11	1	GB 43	End Half
7	08:27	07:15	1:12	Kickoff	LV 28	3	4	0	4	0	LV 32	Punt	7	12:49	08:27	4:22	Int	LV 37	8	37	0	37	3	LV 5	TD
8	05:16	14:56	5:20	Kickoff	LV 25	10	75	0	75	5	GB 2	TD	8	07:15	05:16	1:59	Punt	GB 17	5	76	3	79	2	LV 4	Field Goal
9	09:11	07:03	2:08	Int	LV 42	3	2	-5	-3	0	LV 39	Punt	9	14:56	09:11	5:45	Kickoff	GB 25	10	28	0	28	3	LV 47	Int
10	05:35	01:56	3:39	Punt	LV 33	8	33	0	33	2	GB 34	Missed FG	10	07:03	05:35	1:28	Punt	GB 17	3	8	-8	0	0	GB 17	Punt
11	00:44	00:00	0:44	Int	LV 20	2	-2	0	-2	0	LV 19	End Game	11	01:56	00:44	1:12	Missed FG	GB 42	8	23	0	23	2	LV 35	Int

**WEEK 6: RAIDERS 21, PATRIOTS 17** **OCTOBER 15, 2023**

RAIDERS													PATRIOTS												
#	RECD	LOST	POSS	OBTAINED	BEGAN	PLAYS	YDS	PEN	NET	1ST	ENDED	GIVEN UP	#	RECD	LOST	POSS	OBTAINED	BEGAN	PLAYS	YDS	PEN	NET	1ST	ENDED	GIVEN UP
1	15:00	06:54	8:06	Kickoff	LV 25	16	62	7	69	4	NE 6	Field Goal	1	06:54	05:58	0:56	Kickoff	NE 25	3	6	-5	1	0	NE 26	Punt
2	05:58	03:34	2:24	Punt	LV 40	5	27	15	42	3	NE 18	Int	2	03:34	01:36	1:58	Int	NE 14	3	-8	0	-8	0	NE 6	Punt
3	01:36	12:22	4:14	Punt	LV 41	8	59	0	59	3	NE 12	TD	3	12:22	08:38	3:44	Kickoff	NE 19	9	67	-10	57	2	LV 24	Field Goal
4	08:38	06:58	1:40	Kickoff	LV 25	3	5	0	5	0	LV 30	Punt	4	06:58	03:36	3:22	Punt	NE 27	8	43	0	43	2	LV 30	Int
5	03:36	00:10	3:26	Int	LV 34	10	57	-10	47	3	NE 19	Field Goal	5	00:10	00:00	0:10	Kickoff	NE 25	1	-1	0	-1	0	NE 25	End Half
6	08:56	03:55	5:01	Kickoff	LV 25	10	73	-10	63	2	NE 12	Field Goal	6	15:00	08:56	6:04	Kickoff	NE 25	10	70	5	75	6	LV 2	TD
7	02:27	13:03	4:24	Punt	LV 35	9	59	0	59	3	NE 6	Field Goal	7	03:55	02:27	1:28	Kickoff	NE 25	3	2	0	2	0	NE 27	Punt
8	03:33	02:23	1:10	Kickoff	LV 25	5	9	11	20	1	LV 45	Punt	8	13:03	03:33	9:30	Kickoff	NE 25	17	78	-3	75	7	LV 1	TD
9	01:47	00:00	1:47	Kickoff	NE 36	3	-3	0	-3	0	NE 38	End Game	9	02:23	01:47	0:36	Punt	NE 9	3	2	-11	-9	0	NE 4	Safety

**WEEK 7: RAIDERS 12, BEARS 30** **OCTOBER 22, 2023**

RAIDERS													BEARS												
#	RECD	LOST	POSS	OBTAINED	BEGAN	PLAYS	YDS	PEN	NET	1ST	ENDED	GIVEN UP	#	RECD	LOST	POSS	OBTAINED	BEGAN	PLAYS	YDS	PEN	NET	1ST	ENDED	GIVEN UP
1	13:27	10:07	3:20	Punt	LV 43	7	34	0	34	2	CHI 23	Missed FG	1	15:00	13:27	1:33	Kickoff	CHI 25	3	3	0	3	0	CHI 28	Punt
2	03:45	00:41	3:04	Kickoff	LV 25	7	23	5	28	2	CHI 47	Punt	2	10:07	03:45	6:22	Missed FG	CHI 31	12	69	0	69	6	LV 2	TD
3	11:05	10:19	0:46	Punt	LV 23	2	4	0	4	0	LV 27	Int	3	00:41	11:05	4:36	Punt	CHI 8	8	36	-10	26	2	CHI 34	Punt
4	07:31	01:47	5:44	Kickoff	LV 25	13	55	-1	54	5	CHI 21	Field Goal	4	10:19	07:31	2:48	Int	LV 34	6	34	0	34	3	LV 3	TD
5	15:00	12:20	2:40	Kickoff	LV 24	5	21	0	21	1	LV 45	Punt	5	01:47	00:00	1:47	Kickoff	CHI 21	9	30	-10	20	2	CHI 46	Downs
6	04:04	12:20	6:44	Kickoff	LV 25	15	23	46	69	4	CHI 6	Field Goal	6	12:20	04:04	8:16	Punt	CHI 12	15	93	-5	88	7	LV 5	TD
7	05:46	05:36	0:10	Kickoff	LV 25	1	0	0	0	0	LV 25	Int	7	12:20	05:46	6:34	Kickoff	CHI 27	12	57	-20	37	3	LV 36	Field Goal
8	05:36	04:32	1:04	Kickoff	LV 21	5	15	0	15	1	LV 36	Int	8	04:32	03:32	1:00	Int	CHI 25	3	5	0	5	0	CHI 30	Punt
9	03:32	01:10	2:22	Punt	LV 40	8	60	0	60	5	CHI 9	TD	9	01:10	00:00	1:10	Kickoff	CHI 43	2	-4	0	-4	0	CHI 41	End Game

**WEEK 8: RAIDERS 14, LIONS 26** **OCTOBER 30, 2023**

RAIDERS													LIONS												
#	RECD	LOST	POSS	OBTAINED	BEGAN	PLAYS	YDS	PEN	NET	1ST	ENDED	GIVEN UP	#	RECD	LOST	POSS	OBTAINED	BEGAN	PLAYS	YDS	PEN	NET	1ST	ENDED	GIVEN UP
1	07:51	05:44	2:07	Kickoff	LV 25	4	21	0	21	1	LV 46	Punt	1	15:00	07:51	7:09	Kickoff	DET 20	14	54	0	54	4	LV 26	Field Goal
2	04:59	04:49	0:10	Fumble	DET 26	1	0	0	0	0	DET 26	Int	2	05:44	04:59	0:45	Punt	DET 11	2	16	0	16	0	DET 14	Fumble
3	03:55	02:29	1:26	Punt	LV 41	4	8	0	8	0	LV 49	Downs	3	04:49	03:55	0:54	Int	DET 11	3	0	0	0	0	DET 11	Punt
4	12:23	11:24	0:59	Kickoff	LV 25	3	4	0	4	0	LV 29	Punt	4	02:29	12:23	5:06	Downs	LV 49	10	51	-15	36	3	LV 13	Field Goal
5	08:08	02:56	5:12	Kickoff	LV 25	10	60	15	75	6	DET 3	TD	5	11:24	08:08	3:16	Punt	DET 22	7	63	0	63	2	LV 15	Field Goal
6	00:27	00:00	0:27	Kickoff	LV 25	1	7	0	7	0	LV 25	End Half	6	02:56	00:27	2:29	Kickoff	DET 21	9	79	0	79	5	LV 18	TD
7	15:00	13:01	1:59	Kickoff	LV 25	4	5	0	5	1	LV 30	Punt	7	13:01	11:32	1:29	Punt	DET 44	3	28	0	28	1	LV 28	Int
8	05:29	04:02	1:27	Fumble	LV 3	3	6	-1	5	0	LV 8	Punt	8	11:32	05:29	6:03	Kickoff	DET 25	12	72	0	72	5	LV 4	Fumble
9	03:13	01:07	2:06	Kickoff	LV 25	4	16	0	16	1	LV 41	Punt	9	04:02	03:13	0:49	Punt	DET 49	2	33	18	51	2	LV 27	TD
10	09:59	06:55	3:04	Kickoff	LV 2	6	11	15	26	2	LV 36	Downs	10	01:07	09:59	6:08	Punt	DET 11	12	49	6	55	4	LV 34	Field Goal
11	04:59	03:29	1:30	Missed FG	LV 20	5	24	0	24	1	LV 32	Downs	11	06:55	04:59	1:56	Downs	LV 28	6	30	-10	20	2	LV 8	Missed FG
													12	03:29	00:00	3:29	Downs	LV 44	6	11	0	11	1	LV 32	End Game

WEEK 9: RAIDERS 30, GIANTS 6													NOVEMBER 5, 2023												
RAIDERS													GIANTS												
#	RECD	LOST	POSS	OBTAINED	BEGAN	PLAYS	YDS	PEN	NET	1ST	ENDED	GIVEN UP	#	RECD	LOST	POSS	OBTAINED	BEGAN	PLAYS	YDS	PEN	NET	1ST	ENDED	GIVEN UP
1	13:35	09:45	3:50	Punt	LV 33	6	72	-5	67	3	NYG 17	TD	1	15:00	13:35	1:25	Kickoff	NYG 20	3	9	-4	5	0	NYG 25	Punt
2	05:34	04:11	1:23	Downs	LV 34	3	6	-5	1	0	LV 35	Punt	2	09:45	05:34	4:11	Kickoff	NYG 28	9	38	0	38	2	LV 34	Downs
3	13:52	11:17	2:35	Punt	LV 10	4	18	0	18	1	LV 28	Punt	3	04:11	13:52	5:19	Punt	NYG 20	10	27	0	27	3	NYG 47	Punt
4	09:08	05:06	4:02	Punt	LV 35	8	65	0	65	5	NYG 2	TD	4	11:17	09:08	2:09	Punt	NYG 20	3	7	0	7	0	NYG 27	Punt
5	03:36	01:57	1:39	Int	LV 40	4	60	0	60	2	NYG 1	TD	5	05:06	03:36	1:30	Kickoff	NYG 25	3	27	0	27	1	LV 48	Int
6	01:45	00:04	1:41	Int	NYG 25	6	20	0	20	1	NYG 5	Field Goal	6	01:57	01:45	0:12	Kickoff	NYG 25	1	0	0	0	0	NYG 25	Int
7	15:00	08:23	6:37	Kickoff	LV 25	14	67	-20	47	3	NYG 28	Field Goal	7	00:04	00:00	0:04	Kickoff		0	0	0	0	0		End Half
8	06:46	05:04	1:42	Punt	LV 25	3	4	0	4	0	LV 29	Punt	8	08:23	06:46	1:37	Kickoff	NYG 34	3	1	0	1	0	NYG 35	Punt
9	14:11	12:31	1:40	Kickoff	LV 25	3	3	0	3	0	LV 28	Punt	9	05:04	14:11	5:53	Punt	NYG 16	11	88	-4	84	5	LV 9	TD
10	10:22	09:29	0:53	Downs	NYG 28	4	5	0	5	0	NYG 23	Field Goal	10	12:31	10:22	2:09	Punt	NYG 23	4	6	0	6	0	NYG 29	Downs
11	05:55	04:54	1:01	Downs	LV 28	3	8	0	8	0	LV 36	Punt	11	09:29	05:55	3:34	Kickoff	NYG 20	7	52	0	52	3	LV 34	Downs
12	02:20	00:27	1:53	Downs	NYG 40	4	6	0	6	0	NYG 34	Downs	12	04:54	02:20	2:34	Punt	NYG 20	7	21	0	21	1	NYG 41	Downs
													13	00:27	00:00	0:27	Downs	NYG 34	1	2	0	2	0	NYG 34	End Game

WEEK 10: RAIDERS 16, JETS 12													NOVEMBER 12, 2023												
RAIDERS													JETS												
#	RECD	LOST	POSS	OBTAINED	BEGAN	PLAYS	YDS	PEN	NET	1ST	ENDED	GIVEN UP	#	RECD	LOST	POSS	OBTAINED	BEGAN	PLAYS	YDS	PEN	NET	1ST	ENDED	GIVEN UP
1	15:00	13:26	1:34	Kickoff	LV 25	3	9	0	9	0	LV 34	Punt	1	13:26	10:13	3:13	Punt	NYJ 22	8	59	-10	49	2	LV 29	Field Goal
2	10:13	06:15	3:58	Kickoff	LV 25	6	63	-10	53	1	NYJ 22	Field Goal	2	06:15	01:11	5:04	Kickoff	NYJ 25	9	50	-10	40	2	LV 35	Field Goal
3	01:11	00:27	0:44	Kickoff	LV 25	2	-1	0	-1	0	LV 24	Int	3	00:27	11:48	3:39	Int	LV 26	8	34	-20	14	1	LV 12	Field Goal
4	11:48	10:16	1:32	Kickoff	LV 25	3	1	0	1	0	LV 26	Punt	4	10:16	07:18	2:58	Punt	NYJ 19	4	19	0	19	1	NYJ 38	Punt
5	07:18	01:52	5:26	Punt	LV 20	11	35	0	35	4	NYJ 45	Punt	5	01:52	00:52	1:00	Punt	NYJ 14	6	34	0	34	1	NYJ 48	Punt
6	00:52	00:00	0:52	Punt	LV 20	8	29	15	44	3	NYJ 36	Field Goal	6	15:00	12:56	2:04	Kickoff	NYJ 25	4	17	-23	-6	0	NYJ 19	Punt
7	12:56	10:45	2:11	Punt	LV 31	3	6	-10	-4	0	LV 27	Punt	7	10:45	08:48	1:57	Punt	NYJ 15	3	12	-5	7	0	NYJ 22	Punt
8	08:48	02:36	6:12	Punt	NYJ 45	11	23	0	23	2	NYJ 22	Field Goal	8	02:36	00:46	1:50	Kickoff	NYJ 13	3	0	0	0	0	NYJ 13	Punt
9	00:46	14:10	1:36	Punt	LV 47	5	53	0	53	2	NYJ 7	TD	9	14:10	11:58	2:12	Kickoff	NYJ 25	6	48	0	48	2	LV 27	Field Goal
10	11:58	06:06	5:52	Kickoff	LV 25	10	50	0	50	3	NYJ 29	Fumble	10	06:06	01:14	4:52	Fumble	NYJ 24	11	56	0	56	4	LV 20	Int
11	01:14	00:53	0:21	Int	LV 40	3	5	-5	0	0	LV 40	Punt	11	00:53	00:00	0:53	Punt	NYJ 20	5	36	0	36	1	LV 44	End Game

WEEK 11: RAIDERS 13, DOLPHINS 20													NOVEMBER 19, 2023												
RAIDERS													DOLPHINS												
#	RECD	LOST	POSS	OBTAINED	BEGAN	PLAYS	YDS	PEN	NET	1ST	ENDED	GIVEN UP	#	RECD	LOST	POSS	OBTAINED	BEGAN	PLAYS	YDS	PEN	NET	1ST	ENDED	GIVEN UP
1	15:00	12:06	2:54	Kickoff	LV 25	4	21	-10	11	1	LV 36	Punt	1	12:06	10:58	1:08	Punt	MIA 14	3	13	0	13	0	MIA 20	Fumble
2	10:58	06:41	4:17	Fumble	MIA 30	7	24	-10	14	1	MIA 16	Field Goal	2	06:41	02:03	4:38	Kickoff	MIA 25	8	70	5	75	4	LV 38	TD
3	02:03	00:27	2:02	Kickoff	LV 25	4	75	0	75	3	MIA 46	TD	3	00:01	09:08	5:53	Kickoff	MIA 25	12	62	6	68	4	LV 3	Downs
4	09:08	07:31	1:37	Downs	LV 7	3	3	0	3	0	LV 10	Punt	4	07:31	02:28	5:03	Punt	MIA 37	9	63	0	63	5	LV 11	TD
5	02:28	01:09	1:19	Kickoff	LV 25	3	7	-5	2	0	LV 27	Punt	5	01:09	00:58	0:11	Punt	MIA 12	2	20	0	20	1	MIA 22	Fumble
6	00:58	00:05	0:53	Fumble	MIA 32	4	3	0	3	0	MIA 29	Field Goal	6	00:05	00:00	0:05	Kickoff	MIA 25	1	30	0	30	1	MIA 25	End Half
7	14:52	12:37	2:15	Int	LV 32	3	8	0	8	0	LV 40	Punt	7	15:00	14:52	0:08	Kickoff	MIA 25	1	0	0	0	0	MIA 25	Int
8	08:22	08:13	0:09	Missed FG	LV 40	1	0	0	0	0	LV 40	Int	8	12:37	08:22	4:15	Punt	MIA 21	8	48	0	48	2	LV 31	Missed FG
9	05:26	03:52	1:34	Kickoff	LV 25	3	9	0	9	0	LV 34	Punt	9	08:13	05:26	2:47	Int	MIA 47	7	30	0	30	1	LV 23	Field Goal
10	00:25	11:59	3:26	Kickoff	LV 25	6	10	0	10	1	LV 35	Punt	10	03:52	00:25	3:27	Punt	MIA 15	8	52	0	52	2	LV 33	Field Goal
11	10:55	08:26	2:29	Punt		6	19	0	19	1	MIA 31	Downs	11	11:59	10:55	1:04	Punt	MIA 10	3	6	0	6	0	MIA 16	Punt
12	06:21	03:04	3:17	Punt	LV 13	8	63	0	63	2	MIA 24	Int	12	08:26	06:21	2:05	Downs	MIA 31	3	12	-10	2	0	MIA 33	Punt
13	01:58	00:25	1:33	Punt	LV 7	9	54	0	54	3	MIA 39	Int	13	03:04	01:58	1:06	Int	MIA 38	5	17	-5	12	1		Punt
													14	00:25	00:00	0:25	Int	MIA 20	1	-1	0	-1	0	MIA 20	End Game

WEEK 12: RAIDERS 17, CHIEFS 31													NOVEMBER 26, 2023												
RAIDERS													CHIEFS												
#	RECD	LOST	POSS	OBTAINED	BEGAN	PLAYS	YDS	PEN	NET	1ST	ENDED	GIVEN UP	#	RECD	LOST	POSS	OBTAINED	BEGAN	PLAYS	YDS	PEN	NET	1ST	ENDED	GIVEN UP
1	15:00	09:32	5:28	Kickoff	LV 25	9	75	0	75	3	KC 18	TD	1	09:32	08:09	1:23	Kickoff	KC 25	3	0	0	0	0	KC 25	Punt
2	08:09	00:32	7:37	Punt	LV 19	14	69	0	69	4	KC 12	Missed FG	2	00:32	13:23	2:09	Missed FG	KC 20	4	13	0	13	1	KC 33	Punt
3	13:23	12:41	0:42	Punt	LV 23	2	77	0	77	2	LV 37	TD	3	12:41	06:38	6:03	Kickoff	KC 29	12	71	0	71	6	LV 1	TD
4	06:38	03:37	3:01	Kickoff	LV 25	5	13	0	13	1	LV 38	Punt	4	03:37	00:25	3:12	Punt	KC 21	8	79	0	79	5	LV 3	TD
5	00:25	00:00	0:25	Kickoff	LV 27	2	11	0	11	1	LV 27	End Half	5	15:00	09:15	5:45	Kickoff	KC 25	10	75	0	75	6	LV 1	TD
6	09:15	07:44	1:31	Kickoff	LV 25	3	6	0	6	0	LV 31	Punt	6	07:44	06:14	1:30	Punt	KC 40	3	-5	0	-5	0	KC 35	Punt
7	06:14	02:09	4:05	Punt	LV 24	8	60	0	60	2	KC 16	Field Goal	7	02:09	13:40	3:29	Kickoff	KC 25	6	85	-10	75	3	LV 39	TD
8	13:40	09:33	4:07	Kickoff	LV 25	8	31	0	31	2	KC 44	Punt	8	09:33	07:28	2:05	Punt	KC 7	4	26	0	26	1	KC 33	Punt
9	07:28	06:29	0:59	Punt	LV 10	4	7	0	7	0	LV 19	Downs	9	06:29	03:11	3:18	Downs	LV 17	6	18	-15	3	1	LV 14	Field Goal
10	03:11	01:51	1:20	Kickoff	LV 25	5	9	0	9	1	LV 30	Downs	10	01:51	00:00	1:51	Downs	LV 34	3	-2	0	-2	0	LV 35	End Game

## WEEK 14: RAIDERS 0, VIKINGS 3

DECEMBER 10, 2023

RAIDERS													VIKINGS												
#	RECD	LOST	POSS	OBTAINED	BEGAN	PLAYS	YDS	PEN	NET	1ST	ENDED	GIVEN UP	#	RECD	LOST	POSS	OBTAINED	BEGAN	PLAYS	YDS	PEN	NET	1ST	ENDED	GIVEN UP
1	15:00	07:15	7:45	Kickoff	LV 20	12	37	-10	27	3	LV 47	Punt	1	07:15	05:49	1:26	Punt	MIN 20	3	-3	0	-3	0	MIN 17	Punt
2	05:49	02:07	3:42	Punt	LV 34	7	29	-12	17	1	MIN 49	Punt	2	02:07	13:45	3:22	Punt	MIN 14	7	11	0	11	2	MIN 25	Punt
3	13:45	11:52	1:53	Punt	LV 27	3	-5	0	-5	0	LV 22	Punt	3	11:52	05:32	6:20	Punt	MIN 21	12	48	0	48	3	LV 31	Missed FG
4	05:32	03:58	1:34	Missed FG	LV 39	3	9	0	9	0	LV 48	Punt	4	03:58	01:02	2:56	Punt	MIN 10	8	32	5	37	3	MIN 47	Punt
5	01:02	00:00	1:02	Punt	LV 10	6	26	0	26	2	LV 43	End Half	5	15:00	12:19	2:41	Kickoff	MIN 14	6	3	0	3	1	MIN 17	Punt
6	12:19	09:09	3:10	Punt	LV 48	5	44	-10	34	1	MIN 20	Fumble	6	09:09	04:29	4:40	Fumble	MIN 16	8	22	0	22	2	MIN 38	Punt
7	04:29	00:51	3:38	Punt	LV 16	6	17	0	17	1	LV 33	Punt	7	00:51	13:14	2:37	Punt	MIN 32	6	13	-5	8	1	MIN 40	Punt
8	13:14	12:10	1:04	Punt	LV 11	3	6	0	6	0	LV 17	Punt	8	12:10	11:23	0:47	Punt	MIN 20	3	4	0	4	0	MIN 24	Punt
9	11:23	09:10	2:13	Punt	LV 31	3	4	0	4	0	LV 35	Punt	9	09:10	06:55	2:15	Punt	MIN 30	4	33	-5	28	1	LV 42	Punt
10	06:55	05:19	1:36	Punt	LV 13	3	6	0	6	0	LV 19	Punt	10	05:19	01:57	3:22	Punt	MIN 26	13	62	-6	56	3	LV 18	Field Goal
11	01:57	01:52	0:05	Kickoff	LV 25	1	0	0	0	0	LV 25	Int	11	01:52	00:07	1:45	Int	LV 34	3	6	0	6	0	LV 28	Punt
12	00:07	00:00	0:07	Punt	LV 31	1	29	0	29	0	LV 31	Fumble													

## 2023 REGULAR SEASON

DATE	OPPONENT	RAIDERS								OPPONENT							
		FIRST HALF				SECOND HALF				FIRST HALF				SECOND HALF			
		PLAYS	YDS	TIME	RESULT	PLAYS	YDS	TIME	RESULT	PLAYS	YDS	TIME	RESULT	PLAYS	YDS	TIME	RESULT
09/10	at Broncos	10	44	5:32	TD	13	49	7:31	INT	14	86	8:44	TD	10	37	5:28	Miss FG
09/17	at Bills	5	75	2:44	TD	4	23	2:10	INT	3	5	1:54	Punt	15	75	9:01	TD
09/24	Steelers	3	7	1:29	Punt	3	7	1:03	Punt	3	9	2:04	Punt	9	52	4:29	FG
10/01	at Chargers	3	-4	2:03	Punt	3	0	2:45	Punt	9	86	4:22	TD	3	-2	0:55	Punt
10/09	Packers	6	25	3:51	Punt	4	12	2:11	INT	8	23	4:39	Punt	8	37	4:22	TD
10/15	Patriots	16	69	8:06	FG	10	63	5:01	FG	3	1	0:56	Punt	10	75	6:04	TD
10/22	at Bears	7	34	3:20	Miss FG	5	21	2:40	Punt	3	3	1:33	Punt	15	88	8:16	TD
10/30	at Lions	4	21	2:07	Punt	4	5	1:59	Punt	14	54	7:09	FG	3	28	1:29	INT
11/05	Giants	6	67	3:50	TD	14	47	6:37	FG	3	5	1:25	Punt	3	1	1:37	Punt
11/12	Jets	3	9	1:34	Punt	3	-4	2:11	Punt	8	49	3:13	FG	4	-6	2:04	Punt
11/19	at Dolphins	4	11	2:54	Punt	3	8	2:15	Punt	3	13	1:08	FUM	1	0	0:08	INT
11/26	Chiefs	9	75	5:28	TD	3	6	1:31	Punt	3	0	1:23	Punt	10	75	5:45	TD
12/10	Vikings	12	27	7:45	Punt	5	34	3:10	FUM	3	-3	1:26	Punt	6	3	2:41	Punt

## 2023 REGULAR SEASON RAIDERS ADVANCES

DATE	OPPONENT	RUSHES	COMPLETIONS	ADVANCES	OUTCOME
09/10	at Denver	29	20	49	W 17-16
09/17	at Buffalo	15	16	31	L 38-10
09/24	Pittsburgh	19	28	47	L 23-18
10/01	at L.A. Chargers	23	24	47	L 24-17
10/09	Green Bay	29	22	51	W 17-13
10/15	New England	33	20	53	W 21-17
10/22	at Chicago	14	27	41	L 30-12
10/30	at Detroit	18	10	28	L 26-14
11/05	N.Y. Giants	34	16	50	W 30-6
11/12	N.Y. Jets	32	16	48	W 16-12
11/19	at Miami	16	24	40	L 20-13
11/26	Kansas City	23	23	46	L 31-17
12/10	Minnesota	17	21	38	L 3-0
12/14	L.A. Chargers	--	--	--	--
12/25	at Kansas City	--	--	--	--
12/31	at Indianapolis	--	--	--	--
01/07	Denver	--	--	--	--
<b>TOTALS</b>		<b>302</b>	<b>267</b>	<b>569</b>	

## 2023 REGULAR SEASON OPPONENT ADVANCES

DATE	OPPONENT	RUSHES	COMPLETIONS	ADVANCES	OUTCOME
09/10	at Denver	22	27	49	W 17-16
09/17	at Buffalo	35	31	66	L 38-10
09/24	Pittsburgh	31	16	47	L 23-18
10/01	at L.A. Chargers	37	13	50	L 24-17
10/09	Green Bay	25	16	41	W 17-13
10/15	New England	19	24	43	W 21-17
10/22	at Chicago	38	21	59	L 30-12
10/30	at Detroit	43	26	69	L 26-14
11/05	N.Y. Giants	25	19	44	W 30-6
11/12	N.Y. Jets	21	23	44	W 16-12
11/19	at Miami	28	28	56	L 20-13
11/26	Kansas City	23	27	50	L 31-17
12/10	Minnesota	30	19	49	L 3-0
12/14	L.A. Chargers	--	--	--	--
12/25	at Kansas City	--	--	--	--
12/31	at Indianapolis	--	--	--	--
01/07	Denver	--	--	--	--
<b>TOTALS</b>		<b>377</b>	<b>290</b>	<b>667</b>	

### RAIDERS RECORD WHEN:

Having 45 or more advances	5 - 3
Having 50 or more advances	3 - 0
Having less than 45 advances	0 - 5
Having less than 50 advances	2 - 8
Allowing 45 or more advances	1 - 8
Allowing 50 or more advances	0 - 6
Allowing less than 45 advances	4 - 0
Allowing less than 50 advances	5 - 2

NOTE: Advances equal to all rushing attempts plus completions.

# THIRD DOWN EFFICIENCY TEAM/OPPONENTS

## RAIDERS 2023 REGULAR SEASON THIRD DOWN EFFICIENCY

		RAIDERS										
Date	Opponent	3rd & 1	3rd & 2	3rd & 3	3rd & 4	3rd & 5	3rd & 6	3rd & 7	3rd & 8	3rd & 9	3rd & 10+	Total
09/10	at Denver	0 / 1	1 / 1	1 / 1	0 / 0	0 / 1	0 / 2	2 / 2	0 / 1	0 / 0	1 / 2	5 / 11
09/17	at Buffalo	0 / 0	2 / 2	0 / 2	0 / 0	0 / 1	0 / 0	0 / 0	0 / 0	0 / 0	1 / 2	3 / 7
09/24	Pittsburgh	4 / 5	0 / 0	0 / 2	0 / 2	0 / 1	0 / 0	0 / 0	0 / 0	0 / 0	0 / 3	4 / 13
10/01	at L.A. Chargers	0 / 3	0 / 0	0 / 0	0 / 1	0 / 0	0 / 2	0 / 1	0 / 0	0 / 0	1 / 4	1 / 11
10/09	Green Bay	0 / 1	0 / 0	1 / 3	1 / 1	1 / 2	0 / 3	0 / 0	0 / 1	0 / 0	2 / 2	5 / 13
10/15	New England	1 / 1	1 / 2	0 / 0	1 / 1	2 / 4	1 / 2	1 / 1	1 / 1	0 / 0	0 / 4	8 / 16
10/22	at Chicago	0 / 0	0 / 0	1 / 1	1 / 3	0 / 1	0 / 2	0 / 1	0 / 0	0 / 0	0 / 1	2 / 9
10/30	at Detroit	1 / 2	0 / 0	0 / 0	0 / 0	0 / 2	0 / 1	0 / 0	0 / 0	0 / 1	0 / 3	1 / 9
11/05	N.Y. Giants	2 / 3	1 / 1	0 / 0	0 / 1	1 / 3	0 / 2	0 / 2	0 / 0	0 / 0	1 / 2	5 / 14
11/12	N.Y. Jets	3 / 3	1 / 1	0 / 0	1 / 2	0 / 1	0 / 1	0 / 0	0 / 2	0 / 2	0 / 3	5 / 15
11/19	at Miami	1 / 3	0 / 0	0 / 1	1 / 2	0 / 0	1 / 2	1 / 3	0 / 0	0 / 0	0 / 3	4 / 14
11/26	Kansas City	1 / 1	1 / 1	1 / 1	1 / 2	1 / 1	1 / 2	0 / 0	1 / 2	0 / 0	0 / 4	7 / 14
12/10	Minnesota	0 / 1	1 / 2	0 / 2	1 / 3	0 / 3	0 / 0	1 / 1	0 / 0	0 / 0	0 / 2	3 / 14
12/14	L.A. Chargers	--	--	--	--	--	--	--	--	--	--	--
12/25	at Kansas City	--	--	--	--	--	--	--	--	--	--	--
12/31	at Indianapolis	--	--	--	--	--	--	--	--	--	--	--
01/07	Denver	--	--	--	--	--	--	--	--	--	--	--
<b>TOTALS</b>		<b>13 / 24</b>	<b>8 / 10</b>	<b>4 / 13</b>	<b>7 / 18</b>	<b>5 / 20</b>	<b>3 / 19</b>	<b>5 / 11</b>	<b>2 / 7</b>	<b>0 / 3</b>	<b>6 / 35</b>	<b>53 / 160</b>
		<b>54.2%</b>	<b>80.0%</b>	<b>30.8%</b>	<b>38.9%</b>	<b>25.0%</b>	<b>15.8%</b>	<b>45.5%</b>	<b>28.6%</b>	<b>0.0%</b>	<b>17.1%</b>	<b>33.1%</b>
		<b>3RD &amp; 1-3: 25 / 47 = 53.2%</b>			<b>3RD &amp; 4-6: 15 / 57 = 26.3%</b>			<b>3RD &amp; 7-10+: 13 / 56 = 23.2%</b>				

## OPPONENT 2023 REGULAR SEASON THIRD DOWN EFFICIENCY

		OPPONENT										
Date	Opponent	3rd & 1	3rd & 2	3rd & 3	3rd & 4	3rd & 5	3rd & 6	3rd & 7	3rd & 8	3rd & 9	3rd & 10+	Total
09/10	at Denver	1 / 2	0 / 0	2 / 2	1 / 1	0 / 1	0 / 0	0 / 1	0 / 0	0 / 0	1 / 4	5 / 11
09/17	at Buffalo	1 / 2	2 / 2	1 / 3	0 / 1	0 / 1	2 / 2	0 / 0	1 / 1	0 / 0	0 / 1	7 / 13
09/24	Pittsburgh	1 / 2	1 / 2	0 / 0	0 / 1	1 / 1	0 / 2	1 / 2	1 / 2	1 / 1	0 / 2	6 / 15
10/01	at L.A. Chargers	1 / 2	0 / 0	1 / 1	1 / 2	0 / 0	0 / 0	0 / 1	1 / 1	0 / 1	1 / 6	5 / 14
10/09	Green Bay	0 / 0	2 / 2	0 / 1	1 / 2	0 / 1	0 / 0	1 / 1	0 / 1	0 / 0	0 / 4	4 / 12
10/15	New England	3 / 3	0 / 0	2 / 2	0 / 0	0 / 1	0 / 0	0 / 2	0 / 1	1 / 1	0 / 2	6 / 12
10/22	at Chicago	3 / 3	0 / 0	0 / 0	0 / 0	3 / 3	1 / 3	1 / 2	0 / 0	0 / 0	0 / 2	8 / 13
10/30	at Detroit	0 / 0	0 / 0	1 / 3	1 / 1	1 / 1	1 / 1	0 / 0	1 / 4	0 / 1	1 / 3	6 / 14
11/05	N.Y. Giants	0 / 0	1 / 1	0 / 2	1 / 2	1 / 2	0 / 0	0 / 0	0 / 2	0 / 0	0 / 3	3 / 12
11/12	N.Y. Jets	1 / 2	1 / 1	1 / 2	2 / 2	1 / 1	0 / 0	1 / 1	0 / 0	0 / 0	0 / 7	7 / 16
11/19	at Miami	0 / 1	1 / 1	0 / 0	0 / 2	0 / 0	0 / 0	1 / 3	0 / 0	0 / 1	1 / 3	3 / 11
11/26	Kansas City	2 / 2	0 / 0	1 / 2	0 / 0	0 / 0	1 / 1	0 / 0	1 / 3	0 / 0	0 / 3	5 / 11
12/10	Minnesota	0 / 0	2 / 2	1 / 2	2 / 3	0 / 1	2 / 3	1 / 2	0 / 1	0 / 0	0 / 6	8 / 20
12/14	L.A. Chargers	--	--	--	--	--	--	--	--	--	--	--
12/25	at Kansas City	--	--	--	--	--	--	--	--	--	--	--
12/31	at Indianapolis	--	--	--	--	--	--	--	--	--	--	--
01/07	Denver	--	--	--	--	--	--	--	--	--	--	--
<b>TOTALS</b>		<b>13 / 19</b>	<b>10 / 11</b>	<b>10 / 20</b>	<b>9 / 17</b>	<b>7 / 13</b>	<b>7 / 12</b>	<b>6 / 15</b>	<b>5 / 16</b>	<b>2 / 5</b>	<b>4 / 46</b>	<b>73 / 174</b>
		<b>68.4%</b>	<b>90.9%</b>	<b>50.0%</b>	<b>52.9%</b>	<b>53.8%</b>	<b>58.3%</b>	<b>40.0%</b>	<b>31.3%</b>	<b>40.0%</b>	<b>8.7%</b>	<b>42.0%</b>
		<b>3RD &amp; 1-3: 33 / 50 = 66.0%</b>			<b>3RD &amp; 4-6: 23 / 42 = 54.8%</b>			<b>3RD &amp; 7-10+: 17 / 82 = 20.7%</b>				

# FOURTH DOWN EFFICIENCY

## 2023 REGULAR SEASON FOURTH DOWN EFFICIENCY

Date	Opponent	RAIDERS						OPPONENT					
		4th & 1	4th & 2	4th & 3	4th & 4	4th & 5+	Total	4th & 1	4th & 2	4th & 3	4th & 4	4th & 5+	Total
09/10	at Denver	1 / 1	0 / 0	0 / 0	0 / 0	0 / 0	1 / 1	0 / 0	0 / 0	0 / 0	0 / 0	0 / 0	0 / 0
09/17	at Buffalo	0 / 0	0 / 0	0 / 0	0 / 0	0 / 0	0 / 0	2 / 3	1 / 1	0 / 0	0 / 0	0 / 0	3 / 4
09/24	Pittsburgh	1 / 1	0 / 0	0 / 0	0 / 0	0 / 1	1 / 2	0 / 0	0 / 0	0 / 0	0 / 0	0 / 0	0 / 0
10/01	at L.A. Chargers	1 / 1	1 / 1	0 / 0	0 / 0	1 / 1	3 / 3	1 / 2	0 / 0	0 / 0	0 / 0	0 / 0	1 / 2
10/09	Green Bay	1 / 1	0 / 0	0 / 0	0 / 0	0 / 0	1 / 1	0 / 0	1 / 1	0 / 0	0 / 0	0 / 0	1 / 1
10/15	New England	0 / 0	0 / 0	0 / 0	0 / 0	0 / 0	0 / 0	0 / 0	0 / 0	0 / 0	0 / 0	0 / 0	0 / 0
10/22	at Chicago	0 / 0	0 / 0	0 / 0	2 / 2	0 / 0	2 / 2	0 / 0	0 / 0	0 / 0	0 / 0	0 / 1	0 / 1
10/30	at Detroit	0 / 0	0 / 1	0 / 0	0 / 0	0 / 2	0 / 3	0 / 0	1 / 1	0 / 0	0 / 0	0 / 0	1 / 1
11/05	N.Y. Giants	0 / 0	0 / 0	0 / 0	0 / 1	0 / 0	0 / 1	0 / 1	0 / 0	0 / 0	0 / 1	1 / 3	1 / 5
11/12	N.Y. Jets	2 / 2	0 / 0	0 / 0	0 / 0	0 / 0	2 / 2	0 / 0	0 / 0	0 / 0	0 / 0	0 / 0	0 / 0
11/19	at Miami	0 / 0	0 / 0	0 / 1	0 / 0	0 / 1	0 / 2	0 / 1	0 / 0	0 / 0	0 / 0	0 / 0	0 / 1
11/26	Kansas City	0 / 1	0 / 0	0 / 0	0 / 0	0 / 1	0 / 2	0 / 0	0 / 0	0 / 0	0 / 0	0 / 0	0 / 0
12/10	Minnesota	2 / 2	0 / 0	0 / 0	0 / 0	0 / 0	2 / 2	0 / 0	1 / 1	0 / 0	0 / 0	0 / 0	1 / 1
12/14	L.A. Chargers	--	--	--	--	--	--	--	--	--	--	--	--
12/25	at Kansas City	--	--	--	--	--	--	--	--	--	--	--	--
12/31	at Indianapolis	--	--	--	--	--	--	--	--	--	--	--	--
01/07	Denver	--	--	--	--	--	--	--	--	--	--	--	--
<b>TOTALS</b>		<b>8 / 9</b>	<b>1 / 2</b>	<b>0 / 1</b>	<b>2 / 3</b>	<b>1 / 6</b>	<b>12 / 21</b>	<b>3 / 7</b>	<b>4 / 4</b>	<b>0 / 0</b>	<b>0 / 1</b>	<b>1 / 4</b>	<b>8 / 16</b>
		<b>88.9%</b>	<b>50.0%</b>	<b>0.0%</b>	<b>66.7%</b>	<b>16.7%</b>	<b>57.1%</b>	<b>42.9%</b>	<b>100.0%</b>	<b>0.0%</b>	<b>0.0%</b>	<b>25.0%</b>	<b>50.0%</b>

## 2023 REGULAR SEASON 100.0+ PASSER RATING

### RAIDERS

#### PASSING GAMES

DATE	OPPONENT	PLAYER	ATT	CMP	YDS	CMP%	YDS/ATT	YDS/CMP	TD	TD%	INT	INT%	LONG	SACK/LOST	RATING
09/10	at Denver	Jimmy Garoppolo	26	20	200	76.92%	7.69	10.00	2	7.69%	1	3.85%	21	0/0	107.90
11/26	vs. Kansas City	Aidan O'Connell	33	23	248	69.70%	7.52	10.78	1	3.03%	0	0.00%	33	1/13	101.60

## 2023 OPPONENTS 100.0+ PASSER RATING

#### PASSING GAMES

DATE	OPPONENT	PLAYER	ATT	CMP	YDS	CMP%	YDS/ATT	YDS/CMP	TD	TD%	INT	INT%	LONG	SACK/LOST	RATING
09/10	at Denver	Russell Wilson	34	27	177	79.41%	5.21	6.56	2	5.88%	0	0.00%	21	2/11	108.00
09/17	at Buffalo	Josh Allen	37	31	274	83.78%	7.41	8.84	3	8.11%	0	0.00%	40	2/7	124.50
09/24	vs. Pittsburgh	Kenny Pickett	28	16	235	57.14%	8.39	14.69	2	7.14%	0	0.00%	72t	1/7	108.50
11/19	at Miami	Tua Tagovailoa	39	28	325	71.79%	8.33	11.61	2	5.13%	1	2.56%	38t	1/2	103.00
11/26	vs. Kansas City	Patrick Mahomes	34	27	298	79.41%	8.76	11.04	2	5.88%	0	0.00%	39t	1/7	122.80

\*Need minimum of 20 attempts to qualify



# COMPLETIONS BY DISTANCE

## 2023 REGULAR SEASON

DATE	OPPONENT	QUARTERBACK	LOSS	0-9	10-19	20-29	30-39	40-49	50+
09/10	at Denver	Garoppolo	--	10 (2)	6	3	1	--	--
09/17	at Buffalo	Garoppolo	--	6	8 (1)	2	--	--	--
09/24	Pittsburgh	Garoppolo	--	13 (1)	13	1	1 (1)	--	--
10/01	at L.A. Chargers	O'Connell	--	11	11	2	--	--	--
10/09	Green Bay	Garoppolo	--	13 (1)	7	2	--	--	--
10/15	New England	Hoyer	--	3	1	1	--	1	--
		Garoppolo	--	6	6 (1)	1	1	--	--
10/22	at Chicago	Hoyer	--	11	6	--	--	--	--
		O'Connell	--	8 (1)	2	--	--	--	--
10/30	at Detroit	Garoppolo	--	2	8	--	--	--	--
11/05	N.Y. Giants	O'Connell	--	7	7	1	--	--	1
11/12	N.Y. Jets	O'Connell	--	12 (1)	2	1	--	1	--
11/19	at Miami	O'Connell	2	12	6	2	1	1 (1)	--
11/26	Kansas City	O'Connell	--	13	8 (1)	--	2	--	--
12/10	Minnesota	O'Connell	--	16	3	1	1	--	--
12/14	L.A. Chargers	--	--	--	--	--	--	--	--
12/25	at Kansas City	--	--	--	--	--	--	--	--
12/31	at Indianapolis	--	--	--	--	--	--	--	--
01/07	Denver	--	--	--	--	--	--	--	--
<b>PLAYER TOTALS</b>		Garoppolo	--	50 (4)	48 (2)	9	3 (1)	--	--
		O'Connell	2	79 (2)	39 (1)	7	4	2 (1)	1
		Hoyer	--	14	7	1	--	1	--
<b>TEAM TOTALS</b>			<b>2</b>	<b>143 (6)</b>	<b>94 (3)</b>	<b>17</b>	<b>7 (1)</b>	<b>3 (1)</b>	<b>1</b>

# YARDS GAINED BY DOWN

## RAIDERS 2023 REGULAR SEASON YARDS GAINED BY DOWN

		RAIDERS												OPPONENT											
		1ST DOWN			2ND DOWN			3RD DOWN			4TH DOWN			1ST DOWN			2ND DOWN			3RD DOWN			4TH DOWN		
Date	Opponent	Att	Yds	Avg	Att	Yds	Avg	Att	Yds	Avg	Att	Yds	Avg	Att	Yds	Avg	Att	Yds	Avg	Att	Yds	Avg	Att	Yds	Avg
09/10	at Denver	25	127	5.1	18	73	4.1	11	48	4.4	1	13	13.0	26	108	4.2	21	78	3.7	11	74	6.7	0	0	0.0
09/17	at Buffalo	20	128	6.4	12	62	5.2	7	50	7.1	0	0	0.0	31	146	4.7	26	184	7.1	13	114	8.8	4	6	1.5
09/24	Pittsburgh	29	116	4.0	23	143	6.2	13	71	5.5	2	32	16.0	27	138	5.1	18	61	3.4	15	134	8.9	0	0	0.0
10/01	at L.A. Chargers	30	116	3.9	25	108	4.3	11	8	0.7	3	32	10.7	26	81	3.1	21	108	5.1	14	123	8.8	2	1	0.5
10/09	Green Bay	28	152	5.4	22	87	4.0	13	37	2.8	1	3	3.0	25	201	8.0	19	50	2.6	12	31	2.6	1	3	3.0
10/15	New England	26	96	3.7	23	99	4.3	16	153	9.6	0	0	0.0	24	79	3.3	20	122	6.1	12	58	4.8	0	0	0.0
10/22	at Chicago	28	95	3.4	21	112	5.3	9	15	1.7	2	13	6.5	29	159	5.5	26	114	4.4	13	65	5.0	1	-5	-5.0
10/30	at Detroit	22	135	6.1	11	12	1.1	9	6	0.7	3	4	1.3	39	283	7.3	27	127	4.7	14	71	5.1	1	5	5.0
11/05	N.Y. Giants	25	145	5.8	19	139	7.3	14	58	4.1	1	0	0.0	26	105	4.0	19	107	5.6	12	53	4.4	5	12	2.4
11/12	N.Y. Jets	24	53	2.2	21	176	8.4	15	28	1.9	2	17	8.5	25	170	6.8	21	60	2.9	17	141	8.3	0	0	0.0
11/19	at Miami	24	154	6.4	19	95	5.0	14	47	3.4	2	0	0.0	32	178	5.6	24	169	7.0	11	79	7.2	1	-4	-4.0
11/26	Kansas City	23	168	7.3	19	62	3.3	14	126	9.0	2	2	1.0	29	209	7.2	18	90	5.0	11	61	5.5	0	0	0.0
12/10	Minnesota	20	88	4.4	17	68	4.0	14	50	3.6	2	5	2.5	27	107	4.0	23	45	2.0	20	74	3.7	1	5	5.0
12/14	L.A. Chargers	--	--	--	--	--	--	--	--	--	--	--	--	--	--	--	--	--	--	--	--	--	--	--	--
12/25	at Kansas City	--	--	--	--	--	--	--	--	--	--	--	--	--	--	--	--	--	--	--	--	--	--	--	--
12/31	at Indianapolis	--	--	--	--	--	--	--	--	--	--	--	--	--	--	--	--	--	--	--	--	--	--	--	--
01/07	Denver	--	--	--	--	--	--	--	--	--	--	--	--	--	--	--	--	--	--	--	--	--	--	--	--
<b>TOTALS</b>		<b>324</b>	<b>1,573</b>	<b>4.9</b>	<b>250</b>	<b>1,236</b>	<b>4.9</b>	<b>160</b>	<b>697</b>	<b>4.4</b>	<b>21</b>	<b>121</b>	<b>5.8</b>	<b>366</b>	<b>1,964</b>	<b>5.4</b>	<b>283</b>	<b>1,315</b>	<b>4.6</b>	<b>175</b>	<b>1,078</b>	<b>6.2</b>	<b>16</b>	<b>23</b>	<b>1.4</b>

## BIG RETURNS: KICKOFF AND PUNT

DATE	OPPONENT	QTR	RETURN	RAIDERS PLAYER	YDS.	DOWN	RESULT
09/17	at Buffalo	1	Kickoff	DeAndre Carter	23	BUF 16	Touchdown
10/01	at L.A. Chargers	2	Kickoff	DeAndre Carter	40	LV 36	Touchdown
10/09	Green Bay	3	Kickoff	DeAndre Carter	29	GB 17	Field Goal
10/22	at Chicago	3	Kickoff	DeAndre Carter	25	CHI 12	Touchdown
		4	Kickoff	DeAndre Carter	26	LV 15	Punt
11/12	N.Y. Jets	1	Kickoff	DeAndre Carter	25	LV 35	Field Goal
		1	Punt	DeAndre Carter	32	50	Field Goal
11/26	Kansas City	3	Kickoff	DeAndre Carter	25	LV 35	Touchdown
12/14	L.A. Chargers	--	--	--	--	--	--
12/25	at Kansas City	--	--	--	--	--	--
12/31	at Indianapolis	--	--	--	--	--	--
01/07	Denver	--	--	--	--	--	--

## OPPONENT BIG RETURNS: KICKOFF AND PUNT

DATE	OPPONENT	QTR	RETURN	OPP. PLAYER	YDS.	DOWN	RESULT
09/10	at Denver	1	Kickoff	Marvin Mims Jr.	25	DEN 35	Touchdown
		3	Kickoff	Marvin Mims Jr.	30	LV 45	Missed FG
09/17	at Buffalo	2	Kickoff	Damien Harris	41	LV 2	Downs
10/15	New England	2	Kickoff	Ty Montgomery II	23	NE 35	Field Goal
10/22	at Chicago	3	Kickoff	Velus Jones Jr.	22	CHI 35	Downs
		4	Kickoff	Velus Jones Jr.	27	CHI 35	Field Goal
11/05	N.Y. Giants	1	Kickoff	Parris Campbell	28	LV 34	Downs
		1	Kickoff	Parris Campbell	22	50	End Half
		3	Kickoff	Parris Campbell	30	LV 25	Punt
11/26	Kansas City	2	Kickoff	Richie James	29	KC 35	Touchdown
12/10	Minnesota	3	Kickoff	Kene Nwangwu	31	LV 48	Punt
		4	Punt	Brandon Powell	25	MIN 30	Punt
12/14	L.A. Chargers	--	--	--	--	--	--
12/25	at Kansas City	--	--	--	--	--	--
12/31	at Indianapolis	--	--	--	--	--	--
01/07	Denver	--	--	--	--	--	--

# TAKEAWAYS AND OPPONENT TAKEAWAYS

## 2023 REGULAR SEASON - DEFENSIVE TAKEAWAYS

DATE	OPPONENT	TAKEAWAY	QTR.	SCORE	YD-LINE	RESULT
09/10	at Denver	None				
09/17	at Buffalo	None				
09/24	Pittsburgh	None				
10/01	at L.A. Chargers	T. Moehrig INT (J. Herbert)	3	10-24	LV-23	Punt
10/09	Green Bay	R. Spillane INT (J. Love)	2	7-3	GB-31	FG
		R. Spillane INT (J. Love)	4	17-13	LV-38	Punt
		A. Robertson INT (J. Love: touchback)	4	17-13	LV-(-6)	EOG
10/15	New England	T. Moehrig INT (M. Jones)	2	10-3	LV-9	FG
10/22	at Chicago	None				
10/30	at Detroit	R. Spillane FR (L. Masterson FF)	1	0-3	DET-26	INT
		M. Peters INT (J. Goff)	3	14-16	LV-25	TD
		M. Crosby FR (M. Crosby FF)	3	14-16	LV-3	Punt
11/05	N.Y. Giants	A. Robertson INT (T. DeVito)	2	14-0	LV-0	TD
		N. Hobbs INT (T. DeVito)	2	21-0	NYG-35	FG
11/12	N.Y. Jets	R. Spillane INT (Z. Wilson)	4	16-12	LV-15	Punt
11/19	at Miami	M. Epps FR (L. Masterson FF)	1	0-0	MIA-30	FG
		D. Deablo FR (N. Hobbs FF)	2	10-14	MIA-32	FG
		I. Pola-Mao INT (T. Tagovailoa)	3	13-14	LV-32	Punt
11/26	Kansas City	None				
12/10	Minnesota	None				
12/14	--	--	--	--	--	--
12/25	--	--	--	--	--	--
12/31	--	--	--	--	--	--
01/07	--	--	--	--	--	--

## 2023 REGULAR SEASON - OFFENSIVE GIVEAWAYS

DATE	OPPONENT	TAKEAWAY	QTR.	SCORE	YD-LINE	RESULT
09/10	at Denver	J. Garoppolo INT (K. Jackson: touchback)	3	10-13	DEN-(-4)	FG
09/17	at Buffalo	J. Garoppolo INT (T. Bernard)	1	7-0	LV-28	TD
		J. Garoppolo INT (M. Milano)	3	10-28	BUF-49	FG
		Z. White fumble (D. Jackson FF; T. Rapp FR)	4	10-38	BUF-13	EOG
09/24	Pittsburgh	J. Garoppolo INT (L. Wallace)	2	7-7	PIT-31	FG
		J. Garoppolo INT (P. Peterson)	3	7-16	PIT-19	TD
		J. Garoppolo INT (L. Wallace)	4	18-23	LV-31	EOG
10/01	at L.A. Chargers	A. O'Connell fumble (C. Rumph II FR)	2	7-10	LV-36	TD
		A. O'Connell fumble (K. Mack FF; A. Johnson FR)	2	7-17	LV-35	TD
		A. O'Connell INT (A. Samuel Jr.)	4	17-24	LAC-3	EOG
10/09	Green Bay	J. Garoppolo INT (R. Ford)	3	10-3	LV-46	TD
10/15	New England	J. Garoppolo INT (J. Tavai)	1	3-0	NE-14	Punt
10/22	at Chicago	B. Hoyer INT (T. Edmunds)	2	0-7	LV-34	TD
		B. Hoyer INT (J. Johnson)	4	6-30	LV-39	TD
		A. O'Connell INT (J. Johnson)	4	6-30	CHI-25	Punt
10/30	at Detroit	J. Garoppolo INT (K. Joseph)	1	0-3	DET-(-4)	Punt
11/05	N.Y. Giants	None				
11/12	N.Y. Jets	A. O'Connell INT (J. Whitehead)	1	3-6	LV-32	FG
		J. Jacobs fumble (J. Sherwood FF; A. Davis FR)	4	16-12	NYJ-24	INT
11/19	at Miami	A. O'Connell INT (J. Ramsey)	3	13-14	MIA-44	FG
		A. O'Connell INT (J. Phillips)	4	13-20	MIA-33	Punt
		A. O'Connell INT (J. Ramsey: touchback)	4	13-20	MIA-(-6)	EOG
11/26	Kansas City	None				
12/10	Minnesota	H. Renfrow fumble (J. Metellus FF; M. Blackmon FR)	3	0-0	MIN-16	Punt
		A. O'Connell INT (I. Pace Jr.)	4	0-3	LV-34	Punt
		G. Van Roten fumble (J. Ward FR)	4	0-3	MIN-40	EOG
12/14	--	--	--	--	--	--
12/25	--	--	--	--	--	--
12/31	--	--	--	--	--	--
01/07	--	--	--	--	--	--

## 2023 REGULAR SEASON - TURNOVERS

<b>Offense:</b>	24 Giveaways 63 Points (7 TD, 5 FG)	<b>Ratio</b> -10 (14 takes, 24 gives)
<b>Defense:</b>	14 Takeaways 29 Points (2 TD, 5 FG)	
<b>Special Teams:</b>	0 Giveaways 0 Points (0 TD, 0 FG)	<b>Points Off Turnovers Ratio</b> -34 (29 scored, 63 allowed)
	0 Takeaways 0 Points (0 TD, 0 FG)	

# TURNOVER BREAKDOWN CHART - TEAM AND OPPONENT

DATE	OPPONENT	FORCED TURNOVERS			TURNOVERS CONVERTED					OUTCOME	
		FUM	INTS	TOTAL	TD	FG	PTS.	PTS. PCT.	TD PCT.	NET DIFF.	RESULT
09/10	Las Vegas	0	0	0	0	0	0	0.0	0.0	-1	17-16 Las Vegas
	at Denver	0	1	1	0	1	3	100.0	0.0	+1	
09/17	Las Vegas	0	0	0	0	0	0	0.0	0.0	-3	38-10 Buffalo
	at Buffalo	1	2	3	1	1	10	66.7	50.0	+3	
09/24	Las Vegas	0	0	0	0	0	0	0.0	0.0	-3	23-18 Pittsburgh
	Pittsburgh	0	3	3	1	1	10	66.7	50.0	+3	
10/01	Las Vegas	0	1	1	0	0	0	0.0	0.0	-2	24-17 L.A. Chargers
	at L.A. Chargers	2	1	3	2	0	14	66.7	100.0	+2	
10/09	Las Vegas	0	3	3	0	1	3	33.3	0.0	+2	17-13 Las Vegas
	Green Bay	0	1	1	1	0	7	100.0	100.0	-2	
10/15	Las Vegas	0	1	1	0	1	3	100.0	0.0	0	21-17 Las Vegas
	New England	0	1	1	0	0	0	0.0	0.0	0	
10/22	Las Vegas	0	0	0	0	0	0	0.0	0.0	-3	30-12 Chicago
	at Chicago	0	3	3	2	0	13	66.7	100.0	+3	
10/30	Las Vegas	2	1	3	1	0	7	33.3	100.0	+2	26-14 Detroit
	at Detroit	0	1	1	0	0	0	0.0	0.0	-2	
11/05	Las Vegas	0	2	2	1	1	10	100.0	50.0	+2	30-6 Las Vegas
	N.Y. Giants	0	0	0	0	0	0	0.0	0.0	-2	
11/12	Las Vegas	0	1	1	0	0	0	0.0	0.0	-1	16-12 Las Vegas
	N.Y. Jets	1	1	2	0	1	3	50.0	0.0	+1	
11/19	Las Vegas	2	1	3	0	2	6	66.7	0.0	0	20-13 Miami
	at Miami	0	3	3	0	1	3	33.3	0.0	0	
11/26	Las Vegas	0	0	0	0	0	0	0.0	0.0	0	31-17 Kansas City
	Kansas City	0	0	0	0	0	0	0.0	0.0	0	
12/10	Las Vegas	0	0	0	0	0	0	0.0	0.0	-3	3-0 Minnesota
	Minnesota	2	1	3	0	0	0	0.0	0.0	+3	
12/14		--	--	--	--	--	--	--	--	--	--
12/25		--	--	--	--	--	--	--	--	--	--
12/31		--	--	--	--	--	--	--	--	--	--
TBD		--	--	--	--	--	--	--	--	--	--
	<b>RAIDERS</b>	<b>4</b>	<b>10</b>	<b>14</b>	<b>2</b>	<b>5</b>	<b>29</b>	<b>50.0</b>	<b>28.6</b>	<b>-10</b>	<b>5-8</b>
	<b>OPPONENTS</b>	<b>6</b>	<b>18</b>	<b>24</b>	<b>7</b>	<b>5</b>	<b>63</b>	<b>50.0</b>	<b>58.3</b>	<b>+10</b>	<b>8-5</b>

## RAIDERS 2023 REGULAR SEASON INSIDE 20 EFFICIENCY

RAIDERS																		
Date	Opponent	Pos	TD	PAT	2-Pt.	Miss PAT	FG	FGA	Blk/MFG	INT	Fum	Dwns	Drive Ends			TD%	Score	
													Half	Game	Pts		Pct.	Pts/Poss
09/10	at Denver	4	2	2	0	0	1	1	0	1	0	0	0	0	17	50.0	75.0	4.3
09/17	at Buffalo	2	1	1	0	0	0	0	0	0	1	0	0	0	7	50.0	50.0	3.5
09/24	Pittsburgh	2	1	0	1	0	1	1	0	0	0	0	0	0	11	50.0	100.0	5.5
10/01	at L.A. Chargers	5	2	2	0	0	1	1	0	1	0	0	0	0	17	40.0	60.0	3.4
10/09	Green Bay	3	2	2	0	0	1	1	0	0	0	0	0	0	17	66.7	100.0	5.7
10/15	New England	6	1	1	0	0	4	4	0	1	0	0	0	0	19	16.7	83.3	3.2
10/22	at Chicago	2	1	0	0	0	1	1	0	0	0	0	0	0	9	50.0	100.0	4.5
10/30	at Detroit	1	1	1	0	0	0	0	0	0	0	0	0	0	7	100.0	100.0	7.0
11/05	N.Y. Giants	4	3	3	0	0	1	1	0	0	0	0	0	0	24	75.0	100.0	6.0
11/12	N.Y. Jets	1	1	1	0	0	0	0	0	0	0	0	0	0	7	100.0	100.0	7.0
11/19	at Miami	1	0	0	0	0	1	1	0	0	0	0	0	0	3	0.0	100.0	3.0
11/26	Kansas City	3	1	1	0	0	1	2	1	0	0	0	0	0	10	33.3	66.7	3.3
12/10	Minnesota	1	0	0	0	0	0	0	0	0	1	0	0	0	0	0.0	0.0	0.0
12/14	L.A. Chargers	--	--	--	--	--	--	--	--	--	--	--	--	--	--	--	--	--
12/25	at Kansas City	--	--	--	--	--	--	--	--	--	--	--	--	--	--	--	--	--
12/31	at Indianapolis	--	--	--	--	--	--	--	--	--	--	--	--	--	--	--	--	--
01/07	Denver	--	--	--	--	--	--	--	--	--	--	--	--	--	--	--	--	--
<b>TOTALS</b>		<b>35</b>	<b>16</b>	<b>14</b>	<b>1</b>	<b>0</b>	<b>12</b>	<b>13</b>	<b>1</b>	<b>3</b>	<b>2</b>	<b>0</b>	<b>0</b>	<b>0</b>	<b>148</b>	<b>45.7</b>	<b>80.0</b>	<b>4.2</b>

## OPPONENT 2023 REGULAR SEASON INSIDE 20 EFFICIENCY

OPPONENT																		
Date	Opponent	Pos	TD	PAT	2-Pt.	Miss PAT	FG	FGA	Blk/MFG	INT	Fum	Dwns	Drive Ends			TD%	Score	
													Half	Game	Pts		Pct.	Pts/Poss
09/10	at Denver	3	2	1	0	1	1	1	0	0	0	0	0	0	16	66.7	100.0	5.3
09/17	at Buffalo	7	5	5	0	0	1	1	0	0	0	1	0	0	38	71.4	85.7	5.4
09/24	Pittsburgh	1	1	1	0	0	0	0	0	0	0	0	0	0	7	100.0	100.0	7.0
10/01	at L.A. Chargers	4	3	3	0	0	1	1	0	0	0	0	0	0	24	75.0	100.0	6.0
10/09	Green Bay	3	1	1	0	0	2	2	0	0	0	0	0	0	13	33.3	100.0	4.3
10/15	New England	2	2	2	0	0	0	0	0	0	0	0	0	0	14	100.0	100.0	7.0
10/22	at Chicago	3	3	3	0	0	0	0	0	0	0	0	0	0	21	100.0	100.0	7.0
10/30	at Detroit	5	1	1	0	0	2	3	1	0	1	0	0	0	13	20.0	60.0	2.6
11/05	N.Y. Giants	1	1	0	0	0	0	0	0	0	0	0	0	0	6	100.0	100.0	6.0
11/12	N.Y. Jets	1	0	0	0	0	1	1	0	0	0	0	0	0	3	0.0	100.0	3.0
11/19	at Miami	2	1	1	0	0	0	0	0	0	0	1	0	0	7	50.0	50.0	3.5
11/26	Kansas City	4	3	3	0	0	1	1	0	0	0	0	0	0	24	75.0	100.0	6.0
12/10	Minnesota	1	0	0	0	0	1	1	0	0	0	0	0	0	3	0.0	100.0	3.0
12/14	L.A. Chargers	--	--	--	--	--	--	--	--	--	--	--	--	--	--	--	--	--
12/25	at Kansas City	--	--	--	--	--	--	--	--	--	--	--	--	--	--	--	--	--
12/31	at Indianapolis	--	--	--	--	--	--	--	--	--	--	--	--	--	--	--	--	--
01/07	Denver	--	--	--	--	--	--	--	--	--	--	--	--	--	--	--	--	--
<b>TOTALS</b>		<b>37</b>	<b>23</b>	<b>21</b>	<b>0</b>	<b>1</b>	<b>10</b>	<b>11</b>	<b>1</b>	<b>0</b>	<b>1</b>	<b>2</b>	<b>0</b>	<b>0</b>	<b>189</b>	<b>62.2</b>	<b>89.2</b>	<b>5.1</b>

**RAIDERS**

<u>Date/Opp.</u>	<u>Quarter</u>	<u>Score</u>	<u>Kicker</u>	<u>Recovered by</u>	<u>Yard line recovered at</u>
9/10 at Den.	----	----	----	----	----
9/17 at Buf.	----	----	----	----	----
9/24 vs. Pit.	----	----	----	----	----
10/1 at LAC	----	----	----	----	----
10/9 vs. GB	----	----	----	----	----
10/15 vs. NE	----	----	----	----	----
10/22 at Chi.	4	30-12, Chi.	D. Carlson	C.Kmet	LV 35
10/30 at Det.	----	----	----	----	----
11/5 vs. NYG	----	----	----	----	----
11/12 vs. NYJ	----	----	----	----	----
11/19 at Mia.	----	----	----	----	----
11/26 vs. KC	----	----	----	----	----
12/10 vs. Min.	----	----	----	----	----
12/14 vs. LAC	----	----	----	----	----
12/25 at KC	----	----	----	----	----
12/31 at Ind.	----	----	----	----	----
TBD vs. Den.	----	----	----	----	----

**OPPONENTS**

<u>Date/Opp.</u>	<u>Quarter</u>	<u>Score</u>	<u>Kicker</u>	<u>Recovered by</u>	<u>Yard line recovered at</u>
9/10 at Den.	1	0-0	W. Lutz	DEN PENALTY - Illegal Touch	DEN 44
9/17 at Buf.	----	----	----	----	----
9/24 vs. Pit.	----	----	----	----	----
10/1 at LAC	----	----	----	----	----
10/9 vs. GB	----	----	----	----	----
10/15 vs. NE	4	21-17, LV	B.Baringer	H.Renfrow - Fair Catch	NE 36
10/22 at Chi.	----	----	----	----	----
10/30 at Det.	----	----	----	----	----
11/5 vs. NYG	----	----	----	----	----
11/12 vs. NYJ	----	----	----	----	----
11/19 at Mia.	----	----	----	----	----
11/26 vs. KC	----	----	----	----	----
12/10 vs. Min.	----	----	----	----	----
12/14 vs. LAC	----	----	----	----	----
12/25 at KC	----	----	----	----	----
12/31 at Ind.	----	----	----	----	----
TBD vs. Den.	----	----	----	----	----



## RAIDERS

DATE	OPPONENT	QUARTER	SCORE	TYPE	BLOCKED BY	RECOVERED BY
09/10	at Denver	--	--	--	--	--
09/17	at Buffalo	--	--	--	--	--
09/24	Pittsburgh	--	--	--	--	--
10/01	at L.A. Chargers	--	--	--	--	--
10/09	Green Bay	--	--	--	--	--
10/15	New England	--	--	--	--	--
10/22	at Chicago	4	30-6, CHI	PAT	Isaac Rochell	
10/30	at Detroit	--	--	--	--	--
11/05	N.Y. Giants	--	--	--	--	--
11/12	N.Y. Jets	--	--	--	--	--
11/19	at Miami	--	--	--	--	--
11/26	Kansas City	--	--	--	--	--
12/10	Minnesota	--	--	--	--	--
12/14	L.A. Chargers	--	--	--	--	--
12/25	at Kansas City	--	--	--	--	--
12/31	at Indianapolis	--	--	--	--	--
01/07	Denver	--	--	--	--	--

## OPPONENTS

DATE	OPPONENT	QUARTER	SCORE	TYPE	BLOCKED BY	RECOVERED BY
09/10	at Denver	--	--	--	--	--
09/17	at Buffalo	--	--	--	--	--
09/24	Pittsburgh	--	--	--	--	--
10/01	at L.A. Chargers	--	--	--	--	--
10/09	Green Bay	2	10-3, LV	FG	Yosh Nijman	
10/15	New England	--	--	--	--	--
10/22	at Chicago	--	--	--	--	--
10/30	at Detroit	--	--	--	--	--
11/05	N.Y. Giants	--	--	--	--	--
11/12	N.Y. Jets	--	--	--	--	--
11/19	at Miami	--	--	--	--	--
11/26	Kansas City	--	--	--	--	--
12/10	Minnesota	--	--	--	--	--
12/14	L.A. Chargers	--	--	--	--	--
12/25	at Kansas City	--	--	--	--	--
12/31	at Indianapolis	--	--	--	--	--
01/07	Denver	--	--	--	--	--

# TWO-POINT CONVERSIONS

RAIDERS					
DATE	OPPONENT	QUARTER	SCORE BEFORE TRY	RESULT	PLAY
09/10	at Denver	--	--	--	--
09/17	at Buffalo	--	--	--	--
09/24	Pittsburgh	4	23-15, PIT	Converted	Jimmy Garoppolo pass to Michael Mayer
		TWO-POINT CONVERSION ATTEMPT. J.Garoppolo pass to M.Mayer is complete. ATTEMPT SUCCEEDS.			
10/01	at L.A. Chargers	--	--	--	--
10/09	Green Bay	--	--	--	--
10/15	New England	--	--	--	--
10/22	at Chicago	4	30-12, CHI	Failed	Aidan O'Connell pass to Austin Hooper
		TWO-POINT CONVERSION ATTEMPT. A.O'Connell pass to A.Hooper is incomplete. ATTEMPT FAILS. CHI-J.Brisker was injured during the play.			
10/30	at Detroit	--	--	--	--
11/05	N.Y. Giants	--	--	--	--
11/12	N.Y. Jets	--	--	--	--
11/19	at Miami	--	--	--	--
11/26	Kansas City	--	--	--	--
12/10	Minnesota	--	--	--	--
12/14	L.A. Chargers	--	--	--	--
12/25	at Kansas City	--	--	--	--
12/31	at Indianapolis	--	--	--	--
01/07	Denver	--	--	--	--

OPPONENTS					
DATE	OPPONENT	QUARTER	SCORE BEFORE TRY	RESULT	PLAY
09/10	at Denver	--	--	--	--
09/17	at Buffalo	--	--	--	--
09/24	Pittsburgh	--	--	--	--
10/01	at L.A. Chargers	--	--	--	--
10/09	Green Bay	--	--	--	--
10/15	New England	--	--	--	--
10/22	at Chicago	--	--	--	--
10/30	at Detroit	--	--	--	--
11/05	N.Y. Giants	4	27-6, LV	Failed	Daniel Bellinger pass to Tommy DeVito
		TWO-POINT CONVERSION ATTEMPT. D.Bellinger pass to T.Devito is incomplete. ATTEMPT FAILS.			
11/12	N.Y. Jets	--	--	--	--
11/19	at Miami	--	--	--	--
11/26	Kansas City	--	--	--	--
12/10	Minnesota	--	--	--	--
12/14	L.A. Chargers	--	--	--	--
12/25	at Kansas City	--	--	--	--
12/31	at Indianapolis	--	--	--	--
01/07	Denver	--	--	--	--

# SCORING BREAKDOWN

## RAIDERS

DATE	OPPONENT	FIRST QUARTER	SECOND QUARTER	FIRST HALF	THIRD QUARTER	FOURTH QUARTER	SECOND HALF	OVERTIME	TOTAL
09/10	at Denver	7	3	10	0	7	7	--	17
09/17	at Buffalo	7	3	10	0	0	0	--	10
09/24	Pittsburgh	7	0	7	0	11	11	--	18
10/01	at L.A. Chargers	7	0	7	3	7	10	--	17
10/09	Green Bay	0	10	10	0	7	7	--	17
10/15	New England	3	10	13	3	5	8	--	21
10/22	at Chicago	0	3	3	0	9	9	--	12
10/30	at Detroit	0	7	7	7	0	7	--	14
11/05	N.Y. Giants	7	17	24	3	3	6	--	30
11/12	N.Y. Jets	3	3	6	3	7	10	--	16
11/19	at Miami	10	3	13	0	0	0	--	13
11/26	Kansas City	7	7	14	3	0	3	--	17
12/10	Minnesota	0	0	0	0	0	0	--	0
12/14	L.A. Chargers	--	--	--	--	--	--	--	--
12/25	at Kansas City	--	--	--	--	--	--	--	--
12/31	at Indianapolis	--	--	--	--	--	--	--	--
01/07	Denver	--	--	--	--	--	--	--	--
<b>TOTALS</b>		<b>58</b>	<b>66</b>	<b>124</b>	<b>22</b>	<b>56</b>	<b>78</b>	<b>--</b>	<b>202</b>

## OPPONENTS

DATE	OPPONENT	FIRST QUARTER	SECOND QUARTER	FIRST HALF	THIRD QUARTER	FOURTH QUARTER	SECOND HALF	OVERTIME	TOTAL
09/10	at Denver	6	7	13	0	3	3	--	16
09/17	at Buffalo	7	14	21	7	10	17	--	38
09/24	Pittsburgh	7	6	13	10	0	10	--	23
10/01	at L.A. Chargers	7	17	24	0	0	0	--	24
10/09	Green Bay	3	0	3	10	0	10	--	13
10/15	New England	0	3	3	7	7	14	--	17
10/22	at Chicago	7	7	14	7	9	16	--	30
10/30	at Detroit	3	13	16	7	3	10	--	26
11/05	N.Y. Giants	0	0	0	0	6	6	--	6
11/12	N.Y. Jets	6	3	9	0	3	3	--	12
11/19	at Miami	7	7	14	6	0	6	--	20
11/26	Kansas City	0	14	14	7	10	17	--	31
12/10	Minnesota	0	0	0	0	3	3	--	3
12/14	L.A. Chargers	--	--	--	--	--	--	--	--
12/25	at Kansas City	--	--	--	--	--	--	--	--
12/31	at Indianapolis	--	--	--	--	--	--	--	--
01/07	Denver	--	--	--	--	--	--	--	--
<b>TOTALS</b>		<b>53</b>	<b>91</b>	<b>144</b>	<b>61</b>	<b>54</b>	<b>115</b>	<b>--</b>	<b>259</b>

# GOAL TO GO SITUATIONS

DATE	OPPONENT	OFFENSE	DEFENSE
09/10	at Denver	TD - Pass Field Goal - 24 yards Interception TD - Pass	TD - Pass TD - Pass Field Goal - 24 yards
09/17	at Buffalo	NONE	TD - Run TD - Pass Lost on Downs TD - Pass TD - Run
09/24	Pittsburgh	TD - Pass	NONE
10/01	at L.A. Chargers	TD - Run Field Goal - 22 yards TD - Run Interception	Field Goal - 33 yards TD - Run
10/09	Green Bay	Field Goal - 26 yards TD - Run	TD - Run Field Goal - 22 yards
10/15	New England	Field Goal - 24 yards	TD - Run TD - Run
10/22	at Chicago	Field Goal - 25 yards TD - Pass	TD - Run TD - Run TD - Pass
10/30	at Detroit	TD - Run	Field Goal - 31 yards Fumble Field Goal Missed - 26 yards
11/05	N.Y. Giants	TD - Run TD - Run	NONE
11/12	N.Y. Jets	NONE	Field Goal - 30 yards
11/19	at Miami	NONE	NONE
11/26	Kansas City	NONE	TD - Run TD - Pass TD - Run Field Goal - 32 yards
12/10	Minnesota	NONE	NONE
12/14	L.A. Chargers	--	--
12/25	at Kansas City	--	--
12/31	at Indianapolis	--	--
01/07	Denver	--	--

## OFFENSE DEFENSE

<b>Goal-To-Go Situations</b>	17	25
<b>Scores</b>	15	22
<b>Touchdowns</b>	10	16
<b>Field Goals</b>	5	6
<b>Total Points</b>	85	129
<b>Fumbles</b>	0	1
<b>Interceptions</b>	2	0
<b>Missed Field Goals</b>	0	0
<b>Missed Field Goals (G2G)</b>	0	1
<b>Lost on Downs</b>	0	1
<b>End of Half/Game</b>	0	0
<b>Goal-to-Go Percentage</b>	58.8	64.0

# GOAL TO GO SITUATIONS - DETAILED

## RAIDERS 2023 REGULAR SEASON GOAL-TO-GO

RAIDERS																		
Date	Opponent	Pos	TD	PAT	2-Pt.	Miss PAT	FG	FGA	Blk/MFG	INT	Fum	Dwns	Drive Ends			TD%	Score Pct.	Pts/Poss
													Half	Game	Pts			
09/10	at Denver	4	2	2	0	0	1	1	0	1	0	0	0	0	17	50.0	75.0	4.3
09/17	at Buffalo	0	0	0	0	0	0	0	0	0	0	0	0	0	0	0.0	0.0	0.0
09/24	Pittsburgh	1	1	0	1	0	0	0	0	0	0	0	0	0	8	100.0	100.0	8.0
10/01	at L.A. Chargers	4	2	2	0	0	1	1	0	1	0	0	0	0	17	50.0	75.0	4.3
10/09	Green Bay	2	1	1	0	0	1	1	0	0	0	0	0	0	10	50.0	100.0	5.0
10/15	New England	1	0	0	0	0	1	1	0	0	0	0	0	0	3	0.0	100.0	3.0
10/22	at Chicago	2	1	0	0	0	1	1	0	0	0	0	0	0	9	50.0	100.0	4.5
10/30	at Detroit	1	1	1	0	0	0	0	0	0	0	0	0	0	7	100.0	100.0	7.0
11/05	N.Y. Giants	2	2	2	0	0	0	0	0	0	0	0	0	0	14	100.0	100.0	7.0
11/12	N.Y. Jets	0	0	0	0	0	0	0	0	0	0	0	0	0	0	0.0	0.0	0.0
11/19	at Miami	0	0	0	0	0	0	0	0	0	0	0	0	0	0	0.0	0.0	0.0
11/26	Kansas City	0	0	0	0	0	0	0	0	0	0	0	0	0	0	0.0	0.0	0.0
12/10	Minnesota	0	0	0	0	0	0	0	0	0	0	0	0	0	0	0.0	0.0	0.0
12/14	L.A. Chargers	--	--	--	--	--	--	--	--	--	--	--	--	--	--	--	--	--
12/25	at Kansas City	--	--	--	--	--	--	--	--	--	--	--	--	--	--	--	--	--
12/31	at Indianapolis	--	--	--	--	--	--	--	--	--	--	--	--	--	--	--	--	--
01/07	Denver	--	--	--	--	--	--	--	--	--	--	--	--	--	--	--	--	--
<b>TOTALS</b>		<b>17</b>	<b>10</b>	<b>8</b>	<b>1</b>	<b>0</b>	<b>5</b>	<b>5</b>	<b>0</b>	<b>2</b>	<b>0</b>	<b>0</b>	<b>0</b>	<b>0</b>	<b>85</b>	<b>58.8</b>	<b>88.2</b>	<b>5.0</b>

## OPPONENT 2023 REGULAR SEASON GOAL-TO-GO

OPPONENT																		
Date	Opponent	Pos	TD	PAT	2-Pt.	Miss PAT	FG	FGA	Blk/MFG	INT	Fum	Dwns	Drive Ends			TD%	Score Pct.	Pts/Poss
													Half	Game	Pts			
09/10	at Denver	3	2	1	0	1	1	1	0	0	0	0	0	0	16	66.7	100.0	5.3
09/17	at Buffalo	5	4	4	0	0	0	0	0	0	0	1	0	0	28	80.0	80.0	5.6
09/24	Pittsburgh	0	0	0	0	0	0	0	0	0	0	0	0	0	0	0.0	0.0	0.0
10/01	at L.A. Chargers	2	1	1	0	0	1	1	0	0	0	0	0	0	10	50.0	100.0	5.0
10/09	Green Bay	2	1	1	0	0	1	1	0	0	0	0	0	0	10	50.0	100.0	5.0
10/15	New England	2	2	2	0	0	0	0	0	0	0	0	0	0	14	100.0	100.0	7.0
10/22	at Chicago	3	3	3	0	0	0	0	0	0	0	0	0	0	21	100.0	100.0	7.0
10/30	at Detroit	3	0	0	0	0	1	2	1	0	1	0	0	0	3	0.0	33.3	1.0
11/05	N.Y. Giants	0	0	0	0	0	0	0	0	0	0	0	0	0	0	0.0	0.0	0.0
11/12	N.Y. Jets	1	0	0	0	0	1	1	0	0	0	0	0	0	3	0.0	100.0	3.0
11/19	at Miami	0	0	0	0	0	0	0	0	0	0	0	0	0	0	0.0	0.0	0.0
11/26	Kansas City	4	3	3	0	0	1	1	0	0	0	0	0	0	24	75.0	100.0	6.0
12/10	Minnesota	0	0	0	0	0	0	0	0	0	0	0	0	0	0	0.0	0.0	0.0
12/14	L.A. Chargers	--	--	--	--	--	--	--	--	--	--	--	--	--	--	--	--	--
12/25	at Kansas City	--	--	--	--	--	--	--	--	--	--	--	--	--	--	--	--	--
12/31	at Indianapolis	--	--	--	--	--	--	--	--	--	--	--	--	--	--	--	--	--
01/07	Denver	--	--	--	--	--	--	--	--	--	--	--	--	--	--	--	--	--
<b>TOTALS</b>		<b>25</b>	<b>16</b>	<b>15</b>	<b>0</b>	<b>1</b>	<b>6</b>	<b>7</b>	<b>1</b>	<b>0</b>	<b>1</b>	<b>1</b>	<b>0</b>	<b>0</b>	<b>129</b>	<b>64.0</b>	<b>88.0</b>	<b>5.2</b>

## RAIDERS

Date/Opp.	Quarter	Score	Initial Ruling	Final Ruling
10/9 vs. GB	2	LV 0, GB 3	J.Garoppolo pass short left to A.Abdullah to GB 41 for 10 yards (R.Ford)	REVERSED
11/19 at Mia.	1	LV 0, Mia. 0	J.Garoppolo pass short left to A.Abdullah to GB 40 for 11 yards (R.Ford) T.Tagovailoa scrambles up the middle to MIA 27 for 7 yards (L.Masterson) T.Tagovailoa scrambles up the middle to MIA 27 for 7 yards (L.Masterson) FUMBLES (L.Masterson), RECOVERED by LV-M.Epps at MIA 30	REVERSED
11/26 vs. KC	1	LV 7, KC 0	A.O'Connell pass short right to D.Adams to 50 for 7 yards (D.Nnadi;L.Sneed) Las Vegas challenged the short of the line to gain ruling.	UPHELD

## OPPONENTS

Date/Opp.	Quarter	Score	Initial Ruling	Final Ruling
10/1 at LAC	2	LV 7, LAC 7	J.Herbert pass incomplete deep right to Q.Johnston	REVERSED
11/19 at Mia.	4	Mia. 20, LV 13	J.Herbert pass deep right to Q.Johnston to LV 48 for 18 yards (M.Peters) A.O'Connell pass deep right to T.Tucker ran ob at MIA 22 for 22 yards	REVERSED
12/10 vs. Min.	3	LV 0, Min. 0	A.O'Connell pass incomplete deep right to T.Tucker A.O'Connell pass deep right to T.Tucker ran ob at MIN 45 for 22 yards A.O'Connell pass incomplete deep right to T.Tucker	REVERSED

## REPLAY OFFICIAL

Date/Opp.	Quarter	Score	Initial Ruling	Final Ruling
9/17 at Buf.	2	LV 10, Buf. 14	J.Cook left end pushed ob at LV 28 for 10 yards for first down	REVERSED
9/24 vs. Pit.	1	LV 0, Pit. 0	J.Jacobs up the middle to PIT 39 for 2 yards, FUMBLES (M.Fitzpatrick), RECOVERED by PIT-T.Watt at PIT 42	REVERSED
10/1 at LAC	1	LV 0, LAC 7	J.Jacobs up the middle for 8 yards, TOUCHDOWN	REVERSED
10/9 vs. GB	4	LV 17, GB 13	J.Jacobs up the middle to LAC 1 for 7 yards (D.Marlowe) J.Love pass short right to P.Taylor pushed ob at LV 49 for 2 yards (M.Peters)	REVERSED
10/22 at Chi.	1	LV 0, Chi. 0	J.Love pass short right to P.Taylor pushed ob at LV 48 for 3 yards (M.Peters) T.Bagent pass short middle to D.Moore for 4 yards, TOUCHDOWN	REVERSED
10/22 at Chi.	4	LV 3, Chi 21	T.Bagent pass short middle to D.Moore pushed ob at LV 2 for 2 yards (M.Epps) B.Hoyer pass short left to J.Jacobs for 9 yards, TOUCHDOWN	REVERSED
10/30 at Det.	3	LV 14, Det. 16	B.Hoyer pass incomplete short left to J.Jacobs (T.Edmunds) C.Reynolds left tackl to LV 3 for 1 yard. FUMBLES (M.Crosby) Recovered by LV- M.Crosby at LV 3	UPHELD
11/12 vs. NYJ	2	NYJ 6, LV 3	Z. Wilson scrambles right end for 23 yards, TOUCHDOWN	REVERSED
11/19 at Mia.	1	LV 0, Mia. 0	Z. Wilson scrambles righ end ob at LV 3 for 20 yards A.O'Connell pass short left to M.Mayer to LV 40 for 4 yards (A.Van Ginkel). FUMBLES (A.Van Ginkel), RECOVERED by MIA-J.Holland at LV 39. J.Holland for 39 yards, TOUCHDOWN A.O'Connell pass incomplete short left to M.Mayer (A.Van Ginkel).	REVERSED

**RAIDERS 2023 REGULAR SEASON RECORD WHEN...**

CATEGORY	2023 SEASON		CATEGORY	2023 SEASON	
	W-L			W-L	
RAIDERS AT ALLEGIANT STADIUM	4-3		IN SEPTEMBER	1-2	
RAIDERS ON THE ROAD	1-5		IN OCTOBER	2-3	
RAIDERS ON GRASS	5-5		IN NOVEMBER	2-2	
RAIDERS ON ARTIFICIAL TURF	0-3		IN DECEMBER	0-1	
RAIDERS IN DOMES	0-0		IN JANUARY	0-0	
RAIDERS IN RETRACTABLE ROOF STADIUMS	0-0				
RAIDERS OUTDOORS	0-0		ON SUNDAY NIGHT	1-1	
RAIDERS INDOORS	1-0		ON THURSDAY NIGHT	0-0	
ALLEGIANT STADIUM ROOF OPEN	0-0		ON MONDAY NIGHT	1-1	
ALLEGIANT STADIUM ROOF CLOSED	0-0		ON SATURDAY	0-0	
RAIDERS SCORE FIRST	3-4		DAY GAMES	3-6	
OPPONENT SCORES FIRST	2-4		KICKOFF AT 12:00 PST	0-0	
RAIDERS SCORE ON FIRST POSSESSION	3-2		KICKOFF AT 3:00/3:05/3:15/3:35 PST	0-0	
RAIDERS SCORE 20 OR MORE POINTS	2-0		NIGHT GAMES	2-2	
RAIDERS SCORE 19 OR LESS POINTS	3-8				
RAIDERS ALLOW 20 OR MORE	0-7		VS. AFC WEST OVERALL	1-2	
RAIDERS ALLOW 19 OR LESS POINTS	5-1		VS. AFC WEST AT HOME	0-1	
			VS. AFC WEST ON THE ROAD	1-1	
RAIDERS LEAD AFTER 1ST QUARTER	3-2		VS. AFC	3-5	
RAIDERS TRAIL AFTER 1ST QUARTER	2-2		VS. AFC EAST	2-2	
SCORE TIED AFTER 1ST QUARTER	0-4		VS. AFC SOUTH	0-0	
RAIDERS LEAD AT HALFTIME	3-0		VS. AFC NORTH	0-1	
RAIDERS TRAIL AT HALFTIME	2-6				
SCORE TIED AT HALFTIME	0-2		VS. NFC	2-3	
RAIDERS LEAD AFTER 3RD QUARTER	2-0		VS. NFC EAST	1-0	
RAIDERS TRAIL AFTER 3RD QUARTER	2-7		VS. NFC SOUTH	0-0	
SCORE TIED AFTER 3RD QUARTER	1-1		VS. NFC NORTH	1-3	
GAME GOES TO OVERTIME	0-0		VS. NFC WEST	0-0	
RAIDERS HAVE + TURNOVER RATIO	2-1				
RAIDERS HAVE - TURNOVER RATIO	2-5				
TURNOVER RATIO EVEN	1-2				
RAIDERS HAVE 30:00+TOP	3-1				
RAIDERS HAVE LESS THAN 30:00 TOP	2-7				
RAIDERS HAVE 100-YARD RUSHER	1-1				
RAIDERS HAVE 300 NET PASSING YARDS	0-0				
RAIDERS HAVE 1 100-YARD RECEIVER	0-1				
RAIDERS HAVE 2 100-YARD RECEIVERS	0-0				
RAIDERS WIN COIN TOSS	2-3				
RAIDERS LOSE COIN TOSS	3-5				

## BY RAIDERS

## BY OPPONENT

### PASSING

Aidan O'Connell vs. Kansas City, 11/26/23	100-POINT PASSER RATING	Patrick Mahomes vs. Kansas City, 11/26/23
513 yards, Derek Carr @ Tampa Bay, 10/30/16	500 YARDS PASSING	504 yards, Elvis Grbac vs. Kansas City, 11/05/00
41 att., Aidan O'Connell @ Miami, 11/19/23	40+ PASS ATTEMPTS	47 att., Justin Herbert vs. L.A. Chargers, 12/04/22
56 att., Derek Carr vs. Baltimore, 09/13/21	50+ PASS ATTEMPTS	64 att., Justin Herbert vs. L.A. Chargers, 01/09/22
435 yards, Derek Carr vs. Baltimore, 09/13/21	400 YARDS PASSING	406 yards, Patrick Mahomes vs. Kansas City, 11/14/21
324 yards, Jimmy Garoppolo vs. Pittsburgh, 09/24/23	300 YARDS PASSING	325 yards, Tua Tagovailoa @ Miami, 11/19/23
6 tds, Daryle Lamonica vs. Buffalo, 10/19/69	SIX TOUCHDOWN PASSES	6 tds, Dan Fouts vs. San Diego, 11/22/81
* Never Has Happened *	SEVEN TOUCHDOWN PASSES	7 tds, Nick Foles: (2, 17, 63, 15, 25, 46, 5) vs. Philadelphia, 11/03/13
5 tds, Kerry Collins: (18, 32, 18, 45, 3) vs. Tennessee, 12/19/04	FIVE TOUCHDOWN PASSES	5 tds, Patrick Mahomes: (8, 1, 1, 38, 22) vs. Kansas City, 11/14/21
4 tds, Derek Carr: (8, 7, 19, 7) vs. Cleveland, 09/30/18	FOUR TOUCHDOWN PASSES	4 tds, Patrick Mahomes: (1, 4, 8, 1) @ Kansas City, 10/10/22
3 tds, Jarrett Stidham: (24, 4, 60) vs. San Francisco, 01/01/23	THREE TOUCHDOWN PASSES	3 tds, Josh Allen: (2, 11, 2) @ Buffalo, 09/17/23
28 comp, Jimmy Garoppolo vs. Pittsburgh, 09/24/23	25+ Completions	27 comp, Patrick Mahomes vs. Kansas City, 11/26/23
33 comp, Derek Carr @ Kansas City, 12/12/21	30+ Completions	31 comp, Josh Allen @ Buffalo, 09/17/23
33 comp, Derek Carr @ Kansas City, 12/12/21	30-39 PASSING COMPLETIONS	31 comp, Josh Allen @ Buffalo, 09/17/23
40 comp, Derek Carr @ Tampa Bay, 10/30/16	40+ PASSING COMPLETIONS	40 comp, Billy Volek vs. Tennessee, 12/19/04
50 yards, Aidan O'Connell: (3:36) 4-A.O'Connell pass deep right to 11-T.Tucker to NYG 10 for 50 yards (25-D.Banks). vs. N.Y. Giants, 11/05/23	PASS PLAY OF 50-OR-MORE YARDS	77 yards, Jordan Love: (7:15) 10-J.Love pass deep left to 9-C.Watson to LV 6 for 77 yards (24-M.Peters). PENALTY on LV-24-M.Peters, Horse Collar Tackle, 3 yards, enforced at LV 6. vs. Green Bay, 10/09/23
85 yards, Derek Carr: (3:56) (Shotgun) 4-D.Carr pass deep right to 15-N.Agholor for 85 yards, TOUCHDOWN. vs. Miami, 12/26/20	PASS PLAY OF 80-OR-MORE YARDS	92 yards, Drew Lock: (6:43) (Shotgun) 3-D.Lock pass deep middle to 10-J.Jeudy for 92 yards, TOUCHDOWN. @ Denver, 01/03/21
7 ints, Ken Stabler vs. Denver, 10/16/77	SEVEN+ INTERCEPTIONS THROWN	* Never Has Happened *
6 ints, Donald Hollas vs. Miami, 12/06/98	SIX INTERCEPTIONS THROWN	* Never Has Happened *
5 ints, Jim Plunkett vs. Kansas City, 10/05/80	FIVE INTERCEPTIONS THROWN	5 ints, Steve Pelluer @ Dallas, 11/09/86
4 ints, Matthew McGloin vs. Kansas City, 12/15/13	FOUR INTERCEPTIONS THROWN	4 ints, Drew Lock vs. Denver, 11/15/20
3 ints, Aidan O'Connell @ Miami, 11/19/23	THREE INTERCEPTIONS THROWN	3 ints, Jordan Love vs. Green Bay, 10/09/23
3 ints, Aidan O'Connell @ Miami, 11/19/23	TWO INTERCEPTIONS THROWN	2 ints, Tommy DeVito vs. N.Y. Giants, 11/05/23

### RUSHING

229 yards, Josh Jacobs @ Seattle, 11/27/22	200 YARDS RUSHING	203 yards, Adrian Peterson vs. Minnesota, 11/15/15
154 yards, Josh Jacobs @ Kansas City, 10/10/22	150-199 YARDS RUSHING	152 yards, Jahmyr Gibbs @ Detroit, 10/30/23
110 yards, Josh Jacobs vs. Kansas City, 11/26/23	100 YARDS RUSHING	152 yards, Jahmyr Gibbs @ Detroit, 10/30/23
110 yards, Josh Jacobs vs. Kansas City, 11/26/23	100-149 YARDS RUSHING	123 yards, James Cook @ Buffalo, 09/17/23
* Never Has Happened *	FOUR TOUCHDOWNS RUSHING	4 tds, Doug Martin: (45, 67, 70, 1) vs. Tampa Bay, 11/04/12
3 tds, Josh Jacobs: (4, 7, 15) vs. Houston, 10/23/22	THREE TOUCHDOWNS RUSHING	3 tds, C.J. Anderson: (11, 1, 25) @ Denver, 12/28/14
2 tds, Josh Jacobs: (2, 1) vs. N.Y. Giants, 11/05/23	TWO TOUCHDOWNS RUSHING	2 tds, Isiah Pacheco: (1, 1) vs. Kansas City, 11/26/23
Josh Jacobs: (11, 5)/Devontae Booker: (7, 23) vs. Denver, 11/15/20	TWO PLAYERS WITH TWO TD RUSHING	* Never Has Happened *
229 yards, Josh Jacobs @ Seattle, 11/27/22	150 YARDS RUSHING	152 yards, Jahmyr Gibbs @ Detroit, 10/30/23
33 att., Josh Jacobs @ Seattle, 11/27/22	30+ RUSHING ATTEMPTS	30 att., Joe Mixon vs. Cincinnati, 11/21/21
61 yards, Josh Jacobs @ Detroit, 10/30/23	50-74 YARD RUSHING	66 yards, Alexander Mattison vs. Minnesota, 12/10/23
110 yards, Josh Jacobs vs. Kansas City, 11/26/23	75+ YARD RUSHING	86 yards, Raheem Mostert @ Miami, 11/19/23
33 att., Josh Jacobs @ Seattle, 11/27/22	30-39 RUSHING ATTEMPTS	30 att., Joe Mixon vs. Cincinnati, 11/21/21
40 att., Las Vegas 40, Seattle 34 @ Seattle, 11/27/22	40-49 RUSHING ATTEMPTS (TEAM)	43 att., Detroit 26, Las Vegas 14 @ Detroit, 10/30/23
52 att., Las Vegas 28, L.A. Chargers 13 @ San Diego, 12/05/10	50+ RUSHING ATTEMPTS (TEAM)	54 att., N.Y. Jets 38, Las Vegas 0 vs. N.Y. Jets, 10/25/09
328 yards, Las Vegas 59, Denver 14 @ Denver, 10/24/10	300 YARDS RUSHING (TEAM)	316 yards, N.Y. Jets 38, Las Vegas 0 vs. N.Y. Jets, 10/25/09
283 yards, Las Vegas 40, Seattle 34 @ Seattle, 11/27/22	200 YARDS RUSHING (TEAM)	222 yards, Detroit 26, Las Vegas 14 @ Detroit, 10/30/23
283 yards, Las Vegas 40, Seattle 34 @ Seattle, 11/27/22	200-299 YARDS RUSHING (TEAM)	222 yards, Detroit 26, Las Vegas 14 @ Detroit, 10/30/23
283 yards, Las Vegas 40, Seattle 34 @ Seattle, 11/27/22	200+ YARDS RUSHING (TEAM)	222 yards, Detroit 26, Las Vegas 14 @ Detroit, 10/30/23
328 yards, Las Vegas 59, Denver 14 @ Denver, 10/24/10	300+ YARDS RUSHING (TEAM)	316 yards, N.Y. Jets 38, Las Vegas 0 vs. N.Y. Jets, 10/25/09



63 yards, Josh Jacobs: (12:51) 8-J.Jacobs left end for 63 yards, TOUCHDOWN. vs. Kansas City, 11/26/23	RUN OF 50-74 YARDS	51 yards, Derius Davis: (14:50) (Shotgun) 12-D.Davis right end to LV 35 for 51 yards (25-T.Moehrig). @ L.A. Chargers, 10/01/23
86 yards, Josh Jacobs: (4:32) 28-J.Jacobs right guard for 86 yards, TOUCHDOWN. @ Seattle, 11/27/22	RUN OF 75+ YARDS	80 yards, Adrian Peterson: (2:03) 28-A.Peterson right guard for 80 yards, TOUCHDOWN. vs. Minnesota, 11/15/15
86 yards, Josh Jacobs: (4:32) 28-J.Jacobs right guard for 86 yards, TOUCHDOWN. @ Seattle, 11/27/22	RUN OF 70+ YARDS	80 yards, Adrian Peterson: (2:03) 28-A.Peterson right guard for 80 yards, TOUCHDOWN. vs. Minnesota, 11/15/15
63 yards, Josh Jacobs: (12:51) 8-J.Jacobs left end for 63 yards, TOUCHDOWN. vs. Kansas City, 11/26/23	RUN OF 60-69 YARDS	66 yards, Jonathan Taylor: (1:12) 28-J.Taylor up the middle for 66 yards, TOUCHDOWN. vs. Indianapolis, 11/13/22
51 yards, Josh Jacobs: (11:58) 28-J.Jacobs right tackle to KC 30 for 51 yards (35-C.Ward). vs. Kansas City, 09/15/19	RUN OF 50-59 YARDS	51 yards, Derius Davis: (14:50) (Shotgun) 12-D.Davis right end to LV 35 for 51 yards (25-T.Moehrig). @ L.A. Chargers, 10/01/23

## RECEIVING

134 yards/102 yards, Hunter Renfrow/DeSean Jackson @ Dallas, 11/25/21	TWO 100-YARD RECEIVERS	106 yards/104 yards, Michael Gallup/Cedrick Wilson @ Dallas, 11/25/21
200 yards, Darren Waller @ N.Y. Jets, 12/06/20	200 YARDS RECEIVING	284 yards, Antonio Brown @ Pittsburgh, 11/08/15
172 yards, Davante Adams vs. Pittsburgh, 09/24/23	100 YARDS RECEIVING	107 yards, Rashee Rice vs. Kansas City, 11/26/23
4 tds, Art Powell vs. Houston, 12/22/63	FOUR TOUCHDOWN RECEPTIONS	4 tds, Travis Kelce: (1, 4, 8, 1) @ Kansas City, 10/10/22
* Never Has Happened *	FIVE TOUCHDOWN RECEPTIONS	5 tds, Kellen Winslow vs. San Diego, 11/22/81
3 tds, Michael Crabtree: (2, 26, 1) vs. N.Y. Jets, 09/17/17	THREE TOUCHDOWN RECEPTIONS	4 tds, Travis Kelce: (1, 4, 8, 1) @ Kansas City, 10/10/22
2 tds, Davante Adams: (32, 1) vs. Pittsburgh, 09/24/23	TWO TOUCHDOWN RECEPTIONS	2 tds, Alvin Kamara: (16, 36) @ New Orleans, 10/30/22
Rickey Dudley/Jeremy Bringham vs. Carolina, 12/24/00	TWO PLAYERS WITH TWO TD RECEPTIONS	Emmanuel Sanders: (32, 15)/Julius Thomas: (10, 32) vs. Denver, 11/09/14
172 yards, Davante Adams vs. Pittsburgh, 09/24/23	150 YARDS RECEIVING	153 yards, A.J. Brown vs. Tennessee, 12/08/19
13 , Davante Adams vs. Pittsburgh, 09/24/23	10 OR MORE RECEPTIONS	10 , Tyreek Hill @ Miami, 11/19/23
141 yards, Davante Adams @ Denver, 11/20/22	100-149 YARDS RECEIVING	107 yards, Rashee Rice vs. Kansas City, 11/26/23
172 yards, Davante Adams vs. Pittsburgh, 09/24/23	150-199 YARDS RECEIVING	153 yards, A.J. Brown vs. Tennessee, 12/08/19
200 yards, Darren Waller @ N.Y. Jets, 12/06/20	200-299 YARDS RECEIVING	284 yards, Antonio Brown @ Pittsburgh, 11/08/15
85 yards, Nelson Agholor: (3:56) (Shotgun) 4-D.Carr pass deep right to 15-N.Agholor for 85 yards, TOUCHDOWN. vs. Miami, 12/26/20	70-YARD RECEPTION	77 yards, Christian Watson: (7:15) 10-J.Love pass deep left to 9-C.Watson to LV 6 for 77 yards (24-M.Peters). PENALTY on LV-24-M.Peters, Horse Collar Tackle, 3 yards, enforced at LV 6. vs. Green Bay, 10/09/23
60 yards, Davante Adams: (10:34) (Shotgun) 3-J.Stidham pass deep left to 17-D.Adams for 60 yards, TOUCHDOWN [29-T.Hufanga]. Penalty on SF-7-C.Ward, Illegal Contact, declined. vs. San Francisco, 01/01/23	60-YARD RECEPTION	67 yards, Justin Watson: (14:22) 15-P.Mahomes pass deep left to 84-Ju.Watson pushed ob at LV 3 for 67 yards (21-A.Robertson). vs. Kansas City, 01/07/23
50 yards, Tre Tucker: (3:36) 4-A.O'Connell pass deep right to 11-T.Tucker to NYG 10 for 50 yards (25-D.Banks). vs. N.Y. Giants, 11/05/23	50-YARD RECEPTION	51 yards, Joshua Palmer: (2:00) (Shotgun) 10-J.Herbert pass deep left to 5-J.Palmer pushed ob at LV 38 for 51 yards (25-T.Moehrig). @ L.A. Chargers, 10/01/23

## COMBINED YARDS

109 yards/307 yards, Josh Jacobs/Derek Carr @ Denver, 11/20/22	100-YARD RUSHER AND 300-YARD PASSER	103 yards/391 yards, Derrick Henry/Ryan Tannehill vs. Tennessee, 12/08/19
172 yards/324 yards, Davante Adams/Jimmy Garoppolo vs. Pittsburgh, 09/24/23	100-YARD RECEIVER AND 300-YARD PASSER	146 yards/325 yards, Tyreek Hill/Tua Tagovailoa @ Miami, 11/19/23
144 yards/177 yards, Josh Jacobs/Davante Adams vs. L.A. Chargers, 12/04/22	100-YARD RUSHER AND 100-YARD RECEIVER	152 yards/108 yards, Jahmyr Gibbs/Amon-Ra St. Brown @ Detroit, 10/30/23
109 yards/307 yards/141 yards, Josh Jacobs/Derek Carr Davante Adams @ Denver, 11/20/22	100-YARD RUSHER, 300-YARD PASSER, 100-YARD RECEIVER	103 yards/391 yards/153 yards, Derrick Henry/Ryan Tannehill A.J. Brown vs. Tennessee, 12/08/19
130 yards/128/110 yards, Marshawn Lynch/Amari Cooper/Jared Cook vs. Cleveland, 09/30/18	100-YARD RUSHER/TWO 100-YARD RECEIVERS	117 yards/118/101 yards, Rudi Johnson/T.J. Houshmandzadeh/Chad Johnson @ Cincinnati, 12/10/06
134/102 yards/373 yards, Hunter Renfrow/DeSean Jackson/Derek Carr @ Dallas, 11/25/21	TWO 100-YARD RECEIVERS/300-YARD PASSER	106/104 yards/375 yards, Michael Gallup/Cedrick Wilson/Dak Prescott @ Dallas, 11/25/21

## DEFENSE

75 yards, Marcus Peters: (11:47) 16-J.Goff pass short right intended for 14-A.St. Brown INTERCEPTED by 24-M.Peters at LV 25. 24-M.Peters for 75 yards, TOUCHDOWN. @ Detroit, 10/30/23	INTERCEPTED PASS RETURNED FOR A TOUCHDOWN	39 yards, Jaylon Johnson: (5:46) (Shotgun) 7-B.Hoyer pass short left intended for 17-D.Adams INTERCEPTED by 33-J.Johnson at LV 39. 33-J.Johnson for 39 yards, TOUCHDOWN. @ Chicago, 10/22/23
48 yards, Chandler Jones: (:03) (Shotgun) 38-R.Stevenson up the middle to LV 32 for 23 yards. Lateral to 16-J.Meyers to LV 40 for -8 yards. FUMBLES, RECOVERED by LV-55-C.Jones at NE 48. 55-C.Jones for 48 yards, TOUCHDOWN. vs. New England, 12/18/22	FUMBLE RETURNED FOR A TOUCHDOWN	23 yards, Mike Hughes: (14:52) 28-J.Jacobs left end to LV 22 for -3 yards (90-J.Reed). FUMBLES (90-J.Reed), RECOVERED by KC-21-M.Hughes at LV 23. 21-M.Hughes for 23 yards, TOUCHDOWN. @ Kansas City, 12/12/21
(1:52) (Shotgun) 10-M.Jones sacked in End Zone for -4 yards, SAFETY (sack split by 91-B.Nichols and 98-M.Crosby). vs. New England, 10/15/23	SAFETY SCORED	D.J. Alexander: (9:05) 7-M.King punt is BLOCKED by 57-D.Alexander, Center-47-T.Gafford, ball out of bounds in End Zone, SAFETY. @ Kansas City, 01/03/16
Las Vegas 15, Kansas City 0 vs. Kansas City, 12/16/12	SHUTOUT	Minnesota 3, Las Vegas 0 vs. Minnesota, 12/10/23
5.0 sk, Khalil Mack @ Denver, 12/13/15	FIVE+ SACK GAME	6.0 sk, Khalil Mack @ L.A. Chargers, 10/01/23
4.0 sk, Maxx Crosby vs. Cincinnati, 11/17/19	FOUR SACK GAME	6.0 sk, Khalil Mack @ L.A. Chargers, 10/01/23

3.0 sk, Maxx Crosby vs. N.Y. Giants, 11/05/23	THREE SACK GAME	6.0 sk, Khalil Mack @ L.A. Chargers, 10/01/23
2.0 sk, Maxx Crosby vs. Minnesota, 12/10/23	TWO SACK GAME	2.0 sk, Jaelan Phillips @ Miami, 11/19/23
William Thomas/Eric Allen vs. N.Y. Jets, 12/10/00	TWO INTERCEPTIONS BY TEAMMATES	* Never Has Happened *
75t yards, Marcus Peters @ Detroit, 10/30/23	70+ YARD INTERCEPTION RETURN	85t yards, Elandon Roberts vs. Miami, 09/26/21
3 int, Rod Woodson vs. Tennessee, 09/29/02	THREE INTERCEPTION GAME	3 int, Walt Harris @ San Francisco, 10/08/06
2 ints, Robert Spillane vs. Green Bay, 10/09/23	TWO INTERCEPTIONS	2 ints, Jalen Ramsey @ Miami, 11/19/23
2 int, Robert Spillane vs. Green Bay, 10/09/23	TWO INTERCEPTION GAME	2 int, Jalen Ramsey @ Miami, 11/19/23
3 ints, Rod Woodson vs. Tennessee, 09/29/02	THREE INTERCEPTIONS	3 ints, Walt Harris @ San Francisco, 10/08/06
24 yards, Denver 16, Las Vegas 10 @ Denver, 10/01/17	LESS THAN 25 RUSHING YARDS	18 yards, Las Vegas 17, Denver 13 vs. Denver, 12/26/21
36 yards, Miami 20, Las Vegas 13 @ Miami, 11/19/23	LESS THAN 50 RUSHING YARDS	18 yards, Las Vegas 17, Denver 13 vs. Denver, 12/26/21
69 yards, Kansas City 31, Las Vegas 17 vs. Kansas City, 11/26/23	LESS THAN 100 RUSHING YARDS	56 yards, Minnesota 3, Las Vegas 0 vs. Minnesota, 12/10/23
42 yards, Denver 23, Las Vegas 3 vs. Denver, 09/27/09	LESS THAN 50 NET PASSING YARDS	26 yards, Tennessee 13, Las Vegas 9 @ Tennessee, 10/28/07
77 yards, Detroit 26, Las Vegas 14 @ Detroit, 10/30/23	LESS THAN 100 NET PASSING YARDS	99 yards, Minnesota 3, Las Vegas 0 vs. Minnesota, 12/10/23
146 yards, Minnesota 3, Las Vegas 0 vs. Minnesota, 12/10/23	LESS THAN 150 NET PASSING YARDS	99 yards, Minnesota 3, Las Vegas 0 vs. Minnesota, 12/10/23
119 yards, Las Vegas 15, Kansas City 0 vs. Kansas City, 12/16/12	LESS THAN 150 YARDS NET OFFENSE	128 yards, Washington 27, Las Vegas 10 @ Washington, 09/24/17
158 yards, Las Vegas 17, Denver 13 vs. Denver, 12/26/21	LESS THAN 200 YARDS NET OFFENSE	157 yards, Detroit 26, Las Vegas 14 @ Detroit, 10/30/23
231 yards, Minnesota 3, Las Vegas 0 vs. Minnesota, 12/10/23	LESS THAN 300 YARDS NET OFFENSE	202 yards, Minnesota 3, Las Vegas 0 vs. Minnesota, 12/10/23
4 to, Las Vegas 32, Denver 31 @ Denver, 01/03/21	FORCED FOUR TURNOVERS	4 to, Las Vegas 34, Denver 24 @ Denver, 10/17/21
5 to, Kansas City 48, Las Vegas 9 @ Kansas City, 12/12/21	FORCED FIVE+ TURNOVERS	5 to, Las Vegas 37, Denver 12 vs. Denver, 11/15/20
3 to, Minnesota 3, Las Vegas 0 vs. Minnesota, 12/10/23	AT LEAST ONE TURNOVER	3 to, Miami 20, Las Vegas 13 @ Miami, 11/19/23
3 to, Miami 20, Las Vegas 13 @ Miami, 11/19/23	FORCED THREE+ TURNOVERS	3 to, Minnesota 3, Las Vegas 0 vs. Minnesota, 12/10/23

## SPECIAL TEAMS

101 yards, Jacoby Ford: 4-P.Dawson kicks 66 yards from CLV 35 to OAK -1. 12-J.Ford for 101 yards, TOUCHDOWN. The Replay Assistant challenged the runner was in bounds ruling, and the play was Upheld. vs. Cleveland, 10/16/11	KICKOFF RETURNED FOR A TOUCHDOWN	100 yards, Tony Pollard: 2-D.Carlson kicks 65 yards from LV 35 to DAL 0. 20-T.Pollard for 100 yards, TOUCHDOWN. @ Dallas, 11/25/21
99 yards, Dwayne Harris: (10:35) 3-C.Wadman punts 65 yards to OAK 1, Center-42-C.Kreiter. 17-D.Harris for 99 yards, TOUCHDOWN. The Replay Official reviewed the kick touched ruling, and the play was Upheld. The ruling on the field stands. vs. Denver, 12/24/18	PUNT RETURNED FOR A TOUCHDOWN	70 yards, Cyrus Jones: (13:01) (Punt formation) 5-J.Townsend punts 52 yards to BLT 30, Center-47-T.Sieg. 27-C.Jones for 70 yards, TOUCHDOWN. @ Baltimore, 11/25/18
* Never Has Happened *	BLOCKED FIELD GOAL RETURNED FOR A TOUCHDOWN	72 yards, Ray Mickens (Cole Ford, kicker) @ N.Y. Jets, 09/21/97
Denico Autry: (14:03) 9-J.Ryan punt is BLOCKED by 96-D.Autry, Center-49-C.Gresham, RECOVERED by OAK-12-B.Butler at SEA 0. TOUCHDOWN. @ Seattle, 11/02/14	BLOCKED PUNT RETURNED FOR A TOUCHDOWN	Antonio Allen: (4:00) 7-M.King punt is BLOCKED by 39-A.Allen, Center-59-J.Condo, RECOVERED by NYJ-39-A.Allen at OAK 0. TOUCHDOWN. @ N.Y. Jets, 12/08/13
54 yards, Daniel Carlson: (:03) 2-D.Carlson 54 yard field goal is GOOD, Center-50-J.Bobenmoyer, Holder-6-A.Cole. vs. N.Y. Jets, 11/12/23	MADE FIELD GOAL OF 50 YARDS OR LONGER	51 yards, Jason Sanders: (:30) 7-J.Sanders 51 yard field goal is GOOD, Center-44-B.Ferguson, Holder-16-J.Bailey. @ Miami, 11/19/23
53 yards, Daniel Carlson: (:12) 2-D.Carlson 53 yard field goal is BLOCKED (73-Y.Nijman), Center-50-J.Bobenmoyer, Holder-6-A.Cole. vs. Green Bay, 10/09/23	BLOCKED FIELD GOAL	25 yards, Brandon McManus: (:02) 8-B.McManus 25 yard field goal is BLOCKED (98-M.Crosby), Center-46-J.Bobenmoyer, Holder-17-C.Waitman. @ Denver, 11/20/22
Marquette King: (9:05) 7-M.King punt is BLOCKED by 57-D.Alexander, Center-47-T.Gafford, ball out of bounds in End Zone, SAFETY. @ Kansas City, 01/03/16	BLOCKED PUNT	Michael Palardy: (:35) 17-M.Palardy punt is BLOCKED by 51-M.Koonce, Center-49-J.Cardona, recovered by NE-3-J.Holder-6-A.Cole. vs. New England, 12/18/22
Las Vegas 30, Seattle 21 vs. Seattle, 12/05/99	NO PUNTS	Denver 37, Las Vegas 6 @ Denver, 09/30/12
Daniel Carlson: 2-D.Carlson extra point is No Good, Wide Left, Center-47-T.Sieg, Holder-6-A.Cole. vs. Denver, 10/02/22	MISSED POINT AFTER TOUCHDOWN ATTEMPT	Wil Lutz: 16-W.Lutz extra point is No Good, Wide Right, Center-48-M.Fraboni, Holder-9-R.Dixon. @ Denver, 09/10/23
Cairo Santos [Isaac Rochell blocked]: 8-C.Santos extra point is Blocked (96-I.Rochell), Center-48-P.Scales, Holder-16-T.Gill. @ Chicago, 10/22/23	POINT AFTER TOUCHDOWN ATTEMPT BLOCKED	Daniel Carlson [Tanoh Kpassagnon blocked]: 8-D.Carlson extra point is Blocked (92-T.Kpassagnon), Center-47-T.Sieg, Holder-6-A.Cole. DEFENSIVE TWO-POINT ATTEMPT. 35-C.Ward recovered the blocked kick. ATTEMPT SUCCEEDS. @ Kansas City, 12/01/19
Erik Harris: 2-G.Tavecchio kicks inside 22 yards from OAK 35 to KC 43, impetus ends at OAK 49, out of bounds. Oakland challenged the runner was out of bounds ruling, and the play was REVERSED. 2-G.Tavecchio kicks inside 22 yards from OAK 35 to KC 43, impetus ends at OAK 49. RECOVERED by OAK-41-E.Harris. @ Kansas City, 12/10/17	SUCCESSFUL ONSIDE KICK	Eric Saubert: 8-B.McManus kicks inside 9 yards from DEN 35 to DEN 44. RECOVERED by DEN-82-E.Saubert. @ Denver, 10/17/21
5 fg, Daniel Carlson: (24, 31, 52, 40, 47) vs. L.A. Chargers, 01/09/22	FIVE FIELD GOALS	5 fg, Younghoe Koo: (38, 39, 30, 29, 54) @ Atlanta, 11/29/20

6 fg, Sebastian Janikowski: (40, 47, 42, 19, 37, 44) vs. Chicago, 11/27/11	SIX FIELD GOALS	6 fg, Greg Davis vs. San Diego, 10/05/97
54 yards, Daniel Carlson: (2:40) 2-D.Carlson 40 yard field goal is GOOD, Center-50-J.Bobenmoyer, Holder-6-A.Cole. vs. N.Y. Jets, 11/12/23	50-59 YARD FIELD GOAL	51 yards, Jason Sanders: (:30) 7-J.Sanders 51 yard field goal is GOOD, Center-44-B.Ferguson, Holder-16-J.Bailey. @ Miami, 11/19/23
4 fg, Daniel Carlson: (25, 37, 30, 24) vs. New England, 10/15/23	FOUR FIELD GOALS	4 fg, Greg Zuerlein: (47, 53, 30, 45) vs. N.Y. Jets, 11/12/23
63 yards, Sebastian Janikowski: (:05) 11-S.Janikowski 63 yard field goal is GOOD, Center-59-J.Condo, Holder-9-S.Lechler. @ Denver, 09/12/11	60+ YARD FIELD GOAL	62 yards, Stephen Gostkowski: (:05) 3-S.Gostkowski 62 yard field goal is GOOD, Center-49-J.Cardona, Holder-6-R.Allen. vs. New England, 11/19/17
3 fg, Daniel Carlson: (41, 54, 40) vs. N.Y. Jets, 11/12/23	THREE FIELD GOALS	4 fg, Greg Zuerlein: (47, 53, 30, 45) vs. N.Y. Jets, 11/12/23
53 yards, Johnnie Lee Higgins vs. St. Louis, 09/19/10	50-69 YARD PUNT RETURN	50 yards, Tyreek Hill vs. Kansas City, 10/16/16
80t yards, Johnnie Lee Higgins vs. Houston, 12/21/08	70-89 YARD PUNT RETURN	71 yards, Tarik Cohen vs. Chicago, 10/06/19
61 yds, AJ Cole @ Miami, 11/19/23	60-69 YARD PUNT	66 yds, Jake Bailey @ Miami, 11/19/23
99t yards, Dwayne Harris vs. Denver, 12/24/18	90+ YARD PUNT RETURN	90t yards, Eric Decker @ Denver, 09/12/11
83 yds, AJ Cole vs. Minnesota, 12/10/23	70+ YARD PUNT	70 yds, Ryan Stonehouse @ Tennessee, 09/25/22
83 yds, AJ Cole vs. Minnesota, 12/10/23	80+ YARD PUNT	* Never Has Happened *
32 yards, DeAndre Carter vs. N.Y. Jets, 11/12/23	20 YARD PUNT RETURN	25 yards, Brandon Powell vs. Minnesota, 12/10/23
52 yards, Trevor Davis vs. Chicago, 10/06/19	50-69 YARD KICKOFF RETURN	52 yards, Jamal Agnew @ Jacksonville, 11/06/22
10 punts, Marquette King @ Denver, 12/13/15	PUNTED 10+ TIMES	10 punts, Darren Bennett @ San Diego, 12/28/03
72 yards, Dwayne Harris vs. Denver, 09/09/19	70-89 YARD KICKOFF RETURN	77 yards, Alex Erickson @ Cincinnati, 12/16/18
91 yards, Bryan McCann @ Kansas City, 12/24/11	90+ YARD KICKOFF RETURN	100t yards, Tony Pollard @ Dallas, 11/25/21
<b>TEAM/MISCELLANEOUS</b>		
500 yards, Las Vegas 500, San Francisco 454 vs. San Francisco, 01/01/23	500 TOTAL YARDS OF OFFENSE	516 yards, Kansas City 516, Las Vegas 299 vs. Kansas City, 11/14/21
626 yards, Las Vegas 626, Tampa Bay 270 @ Tampa Bay, 10/30/16	600 TOTAL YARDS OF OFFENSE	* Never Has Happened *
404 yards, Las Vegas 404, L.A. Chargers 386 vs. L.A. Chargers, 12/04/22	400 TOTAL YARDS OF OFFENSE	422 yards, Miami 422, Las Vegas 296 @ Miami, 11/19/23
ST: (1:10) (Shotgun) P.Rivers sacked at OAK 36 for -3 yards (M.Huff). FUMBLES (M.Huff), RECOVERED by OAK-T.Branch at OAK 36. T.Branch for 64 yards, TOUCHDOWN. The Replay Assistant challenged the fumble ruling, and the play was Upheld.DEF: (1:21) J.Campbell pass short right to Z.Miller for 1 yard, TOUCHDOWN. San Diego challenged the pass completion ruling, and the play was Upheld. (Timeout #1 at 01:13.)DEF: (3:43) (Shotgun) M.Bush up the middle for 3 yards, TOUCHDOWN.OFF: (10:37) M.Scifres punt is BLOCKED by B.Myers, Center-E.Albright, RECOVERED by OAK-H.Eugene at SD 5. H.Eugene for 5 yards, TOUCHDOWN. vs. San Diego, 10/10/10	TOUCHDOWN ON OFFENSE, DEFENSE AND SPECIAL TEAMS	ST: (11:20) (Shotgun) L.Jackson pass short right to M.Crabtree for 8 yards, TOUCHDOWN.ST: (8:16) L.Jackson left end for 5 yards, TOUCHDOWN.DEF: (6:11) (No Huddle, Shotgun) D.Carr sacked at OAK 33 for -5 yards (M.Judon). FUMBLES (M.Judon) [M.Judon], RECOVERED by BLT-T.Suggs at OAK 43. T.Suggs for 43 yards, TOUCHDOWN. Suggs' 3rd career touchdown.OFF: (13:01) (Punt formation) J.Townsend punts 52 yards to BLT 30, Center-T.Sieg. C.Jones for 70 yards, TOUCHDOWN. @ Baltimore, 11/25/18
Jimmy Garoppolo: TWO-POINT CONVERSION ATTEMPT. 10-J.Garoppolo pass to 87-M.Mayer is complete. ATTEMPT SUCCEEDS. vs. Pittsburgh, 09/24/23	MADE TWO-POINT CONVERSION	Mac Jones: TWO-POINT CONVERSION ATTEMPT. 10-M.Jones pass to 16-J.Meyers is complete. ATTEMPT SUCCEEDS. vs. New England, 12/18/22
Aidan O'Connell: TWO-POINT CONVERSION ATTEMPT. 4-A.O'Connell pass to 81-A.Hooper is incomplete. ATTEMPT FAILS. CHI-9-J.Brisker was injured during the play. @ Chicago, 10/22/23	FAILED TWO-POINT CONVERSION	Daniel Bellinger: TWO-POINT CONVERSION ATTEMPT. 82-D.Bellinger pass to 15-T.DeVito is incomplete. ATTEMPT FAILS. vs. N.Y. Giants, 11/05/23
Las Vegas 59, Denver 14 @ Denver, 10/24/10	50 POINTS	L.A. Rams 52, Las Vegas 0 @ St. Louis, 11/30/14
Las Vegas 40, Seattle 34 @ Seattle, 11/27/22	40 POINTS	Kansas City 48, Las Vegas 9 @ Kansas City, 12/12/21
Las Vegas 40, Seattle 34 @ Seattle, 11/27/22	OVERTIME WIN	San Francisco 37, Las Vegas 34 vs. San Francisco, 01/01/23
San Francisco 37, Las Vegas 34 vs. San Francisco, 01/01/23	OVERTIME GAME	
San Francisco 37, Las Vegas 34 vs. San Francisco, 01/01/23	OVERTIME LOSS	Las Vegas 40, Seattle 34 @ Seattle, 11/27/22
Oakland 23, Denver 23 @ Denver, 10/22/73	OVERTIME TIE	Oakland 23, Denver 23 @ Denver, 10/22/73
Las Vegas 24, Denver 0 @ Denver, 10/24/10	20 FIRST-QUARTER POINTS	L.A. Rams 21, Las Vegas 0 @ St. Louis, 11/30/14
Las Vegas 21, Kansas City 17 @ Kansas City, 10/11/20	20 SECOND-QUARTER POINTS	Kansas City 21, Las Vegas 3 @ Kansas City, 12/12/21
Las Vegas 21, Denver 7 @ Denver, 10/24/10	20 THIRD-QUARTER POINTS	N.Y. Jets 21, Las Vegas 0 @ N.Y. Jets, 11/24/19
Las Vegas 21, Houston 0 vs. Houston, 10/23/22	20 FOURTH-QUARTER POINTS	Tampa Bay 21, Las Vegas 3 vs. Tampa Bay, 10/25/20
Las Vegas 15, Kansas City 0 vs. Kansas City, 12/16/12	SHUTOUT AT HOME	Minnesota 3, Las Vegas 0 vs. Minnesota, 12/10/23
* Never Has Happened *	SHUTOUT ON THE ROAD	New Orleans 24, Las Vegas 0 @ New Orleans, 10/30/22
Las Vegas 35, L.A. Chargers 32 vs. L.A. Chargers, 01/09/22	OVERTIME WIN AT HOME	San Francisco 37, Las Vegas 34 vs. San Francisco, 01/01/23
Las Vegas 40, Seattle 34 @ Seattle, 11/27/22	OVERTIME WIN ON THE ROAD	Denver 23, Las Vegas 20 @ Denver, 09/16/07
10 pen, Las Vegas 17, Denver 16 @ Denver, 09/10/23	10 PENALTIES	10 pen, Las Vegas 21, New England 17 vs. New England, 10/15/23

<p>3 td, Las Vegas 30, N.Y. Giants 6 (9:50) J.Meyers left end for 17 yards, TOUCHDOWN. (5:11) (No Huddle) J.Jacobs up the middle for 2 yards, TOUCHDOWN. (2:00) J.Herron and N.Muti reported in as eligible. J.Jacobs right guard for 1 yard, TOUCHDOWN. vs. N.Y. Giants, 11/05/23</p>	<p>THREE TOTAL TOUCHDOWNS</p>	<p>3 td, L.A. Chargers 24, Las Vegas 17 (10:44) (Shotgun) J.Herbert scrambles right end for 12 yards, TOUCHDOWN. (7:23) (Shotgun) J.Herbert pass short middle to K.Allen for 7 yards, TOUCHDOWN. (3:06) J.Herbert up the middle for 1 yard, TOUCHDOWN. @ L.A. Chargers, 10/01/23</p>
<p>0 to, Kansas City 31, Las Vegas 17 vs. Kansas City, 11/26/23</p>	<p>NO TURNOVERS</p>	<p>0 to, Minnesota 3, Las Vegas 0 vs. Minnesota, 12/10/23</p>
<p>0 pen, Kansas City 31, Las Vegas 17 vs. Kansas City, 11/26/23</p>	<p>NO PENALTIES</p>	<p>0 pen, Kansas City 40, Las Vegas 9 @ Kansas City, 12/01/19</p>
<p>4 td, San Francisco 37, Las Vegas 34 (11:45) T.Munford reported in as eligible. J.Stidham pass deep right to D.Waller for 24 yards, TOUCHDOWN. (:15) (Shotgun) J.Stidham pass short left to D.Adams for 4 yards, TOUCHDOWN. (10:34) (Shotgun) J.Stidham pass deep left to D.Adams for 60 yards, TOUCHDOWN [T.Hufanga]. Penalty on SF-C.Ward, Illegal Contact, declined. (1:14) T.Munford reported in as eligible. J.Jacobs left guard for 1 yard, TOUCHDOWN. vs. San Francisco, 01/01/23</p>	<p>FOUR TOTAL TOUCHDOWNS</p>	<p>4 td, Kansas City 31, Las Vegas 17 (6:44) (Shotgun) I.Pacheco up the middle for 1 yard, TOUCHDOWN. (:30) (Shotgun) P.Mahomes pass short left to Ju.Watson for 3 yards, TOUCHDOWN. PENALTY on KC-Ju.Watson, Taunting, 15 yards, enforced between downs. (9:18) (Shotgun) I.Pacheco up the middle for 1 yard, TOUCHDOWN. (13:48) (Shotgun) P.Mahomes pass short left to R.Rice for 39 yards, TOUCHDOWN. vs. Kansas City, 11/26/23</p>
<p>Minnesota 3, Las Vegas 0 vs. Minnesota, 12/10/23</p>	<p>GAME WITHOUT TOUCHDOWNS</p>	<p>Minnesota 3, Las Vegas 0 vs. Minnesota, 12/10/23</p>
<p>41:28 TOP, Las Vegas 30, Denver 20 vs. Denver, 11/06/16 vs. N.Y. Giants, 11/05/23</p>	<p>OVER 40:00 TIME OF POSSESSION (NON-OT) NO SACKS/NO INTERCEPTIONS ALLOWED</p>	<p>40:04 TOP, Buffalo 38, Las Vegas 10 @ Buffalo, 09/17/23 vs. New England, 12/18/22</p>
<p>(10, 7, 7, 10 Points), San Francisco 37, Las Vegas 34 vs. San Francisco, 01/01/23</p>	<p>SCORE TOUCHDOWN IN EACH QUARTER</p>	<p>(7, 7, 7, 9 Points), Chicago 30, Las Vegas 12 @ Chicago, 10/22/23</p>
<p>30 (first half), Las Vegas 37, L.A. Chargers 29 @ San Diego, 10/25/15</p>	<p>30 ONE-HALF POINTS</p>	<p>35 (first half), Kansas City 48, Las Vegas 9 @ Kansas City, 12/12/21</p>
<p>21 (Q4), Las Vegas 38, Houston 20 vs. Houston, 10/23/22</p>	<p>SCORED 20+ POINTS IN ONE QUARTER</p>	<p>21 (Q2), Kansas City 48, Las Vegas 9 @ Kansas City, 12/12/21</p>
<p>Minnesota 3, Las Vegas 0 vs. Minnesota, 12/10/23</p>	<p>ZERO POINTS SCORED IN FIRST HALF</p>	<p>Minnesota 3, Las Vegas 0 vs. Minnesota, 12/10/23</p>
<p>Las Vegas 30, N.Y. Giants 6 vs. N.Y. Giants, 11/05/23</p>	<p>WON GAME BY 20+ POINTS</p>	<p>Buffalo 38, Las Vegas 10 @ Buffalo, 09/17/23</p>
<p>3 tds, Josh Jacobs: (4-Rushing, 7-Rushing, 15-Rushing) vs. Houston, 10/23/22</p>	<p>THREE TOUCHDOWNS BY A PLAYER</p>	<p>3 tds, D'Onta Foreman: (2-Rushing, 3-Rushing, 5-Pass Reception) @ Chicago, 10/22/23</p>
<p>4 tds, Darren McFadden: (4-Rushing, 19-Pass Reception, 4-Rushing, 57-Rushing) @ Denver, 10/24/10</p>	<p>FOUR TOUCHDOWNS BY A PLAYER</p>	<p>4 tds, Travis Kelce: (1-Pass Reception, 4-Pass Reception, 8-Pass Reception, 1-Pass Reception) @ Kansas City, 10/10/22</p>
<p>* Never Has Happened *</p>	<p>FIVE TOUCHDOWNS BY A PLAYER</p>	<p>5 tds, Jamaal Charles: (49-Pass Reception, 39-Pass Reception, 1-Rushing, 16-Pass Reception, 71-Pass Reception) vs. Kansas City, 12/15/13</p>

# GAME SUMMARIES





## WEEK 1

### Las Vegas Raiders 17, Denver Broncos 16

76,299 Empower Field at Mile High Sep 10, 2023



Las Vegas Raiders ..... 7    3    0    7 — 17  
 Denver Broncos ..... 6    7    0    3 — 16

#### SCORING DRIVES

TEAM	QTR	TIME	SCORING PLAY	LV	DEN
Raiders	1	09:30	J.Meyers 3 yd. pass from J.Garoppolo (D.Carlson kick) (10-44, 5:32)	7	0
Broncos	1	00:44	L.Humphrey 5 yd. pass from R.Wilson (kick failed, wr) (14-86, 8:44)	7	6
Raiders	2	10:54	D.Carlson 24 yd. Field Goal (10-70, 4:50)	10	6
Broncos	2	00:12	C.Sutton 5 yd. pass from R.Wilson (W.Lutz kick) (9-75, 2:18)	10	13
Broncos	4	08:54	W.Lutz 24 yd. Field Goal (16-75, 8:07)	10	16
Raiders	4	06:34	J.Meyers 6 yd. pass from J.Garoppolo (D.Carlson kick) (6-75, 2:20)	17	16

#### LAS VEGAS RAIDERS

PASSING	ATT	CP	YDS	SK/YD	TD	LG	INT	RTG
Jimmy Garoppolo	26	20	200	0/0	2	21	1	107.9
<b>TOTAL</b>	<b>26</b>	<b>20</b>	<b>200</b>	<b>0/0</b>	<b>2</b>	<b>21</b>	<b>1</b>	<b>107.9</b>

RUSHING	ATT	YDS	AVG	LG	TD
Josh Jacobs	19	48	2.5	7	0
Jimmy Garoppolo	9	11	1.2	8	0
Zamir White	1	2	2.0	2	0
<b>TOTAL</b>	<b>29</b>	<b>61</b>	<b>2.1</b>	<b>8</b>	<b>0</b>

RECEIVING	NO	YDS	AVG	LG	TD
Jakobi Meyers	9	81	9.0	21	2
Davante Adams	6	66	11.0	18	0
Josh Jacobs	2	23	11.5	19	0
Austin Hooper	1	20	20.0	20	0
DeAndre Carter	1	5	5.0	5	0
Zamir White	1	5	5.0	5	0
<b>TOTAL</b>	<b>20</b>	<b>200</b>	<b>10.0</b>	<b>21</b>	<b>2</b>

PUNTING	NO	YDS	AVG	TB	I20	LG
AJ Cole	1	49	49.0	0	0	49
<b>TOTAL</b>	<b>1</b>	<b>49</b>	<b>49.0</b>	<b>0</b>	<b>0</b>	<b>49</b>

KICKOFF RETURNS	NO	YDS	AVG	LG	TD
No Kickoff Returns					

PUNT RETURNS	NO	YDS	AVG	LG	TD
No Punt Returns					

TOP DEFENSE	TOT	SOLO	AST	SCK	YDS	INT
Nate Hobbs	12	8	4	0.0	0.0	0
Divine Deablo	9	5	4	0.0	0.0	0
Jakorian Bennett	7	7	0	0.0	0.0	0

FIELD GOALS	FGM/FGA	PERCENT	RESULTS
Daniel Carlson	1-1	100.0	24G
<b>TOTAL</b>	<b>1-1</b>	<b>100.0</b>	

SACKS
Maxx Crosby [1.0/7.0], Jerry Tillery [1.0/4.0]

#### DENVER BRONCOS

PASSING	ATT	CP	YDS	SK/YD	TD	LG	INT	RTG
Russell Wilson	34	27	177	2/11	2	21	0	108.0
<b>TOTAL</b>	<b>34</b>	<b>27</b>	<b>177</b>	<b>2/11</b>	<b>2</b>	<b>21</b>	<b>0</b>	<b>108.0</b>

RUSHING	ATT	YDS	AVG	LG	TD
Javonte Williams	13	52	4.0	11	0
Samaje Perine	8	41	5.1	12	0
Russell Wilson	1	1	1.0	1	0
<b>TOTAL</b>	<b>22</b>	<b>94</b>	<b>4.3</b>	<b>12</b>	<b>0</b>

RECEIVING	NO	YDS	AVG	LG	TD
Adam Trautman	5	34	6.8	15	0
Samaje Perine	4	37	9.3	20	0
Courtland Sutton	4	32	8.0	15	1
Javonte Williams	4	5	1.3	7	0
Brandon Johnson	2	31	15.5	21	0
Greg Dulcich	2	22	11.0	13	0
Lil'Jordan Humphrey	2	11	5.5	6	1
Marvin Mims Jr.	2	9	4.5	5	0
Michael Burton	1	3	3.0	3	0
Jaleel McLaughlin	1	-7	-7.0	-7	0
<b>TOTAL</b>	<b>27</b>	<b>177</b>	<b>6.6</b>	<b>21</b>	<b>2</b>

PUNTING	NO	YDS	AVG	TB	I20	LG
Riley Dixon	2	80	40.0	0	1	43
<b>TOTAL</b>	<b>2</b>	<b>80</b>	<b>40.0</b>	<b>0</b>	<b>1</b>	<b>43</b>

KICKOFF RETURNS	NO	YDS	AVG	TB	LG	TD
Marvin Mims Jr.	2	55	27.5	30	0	
<b>TOTAL</b>	<b>2</b>	<b>55</b>	<b>27.5</b>	<b>30</b>	<b>0</b>	

PUNT RETURNS	NO	YDS	AVG	LG	TD
No Punt Returns					

TOP DEFENSE	TOT	SOLO	AST	SCK	YDS	INT
Alex Singleton	8	4	4	0.0	0.0	0
Josey Jewell	6	1	5	0.0	0.0	0
Damarri Mathis	5	5	0	0.0	0.0	0

FIELD GOALS	FGM/FGA	PERCENT	RESULTS
Wil Lutz	1-2	50.0	55WR, 24G
<b>TOTAL</b>	<b>1-2</b>	<b>50.0</b>	

SACKS
No Sacks

#### Team Statistics

	Raiders	Broncos
First Downs	22	22
3rd-Down Eff. (Made/Att/Pct)	5/11/45%	5/11/45%
4th-Down Eff. (Made/Att/Pct)	1/1/100%	0/0/0%
Total Net Yards	261	260
Total Plays	55	58
Yards Per Play	4.7	4.5
Rushes/Net Yards	29/61	22/94
Net Passing	200	166
Pass Attempts/Completions	26/20	34/27
Had Intercepted	1	0
Sacked/Yards Lost	0/0	2/11
Punts/Average	1/49.0	2/40.0
Penalties/Yards	10/97	10/83
Fumbles/Lost	1/0	0/0
Possession Time	27:52	32:08



## WEEK 2

### Las Vegas Raiders 10, Buffalo Bills 38

70,772 🏡 Highmark Stadium 🏡 Sep 17, 2023



Las Vegas Raiders ..... 7    3    0    0    —    10  
 Buffalo Bills ..... 7    14    7    10    —    38

#### SCORING DRIVES

TEAM	QTR	TIME	SCORING PLAY	LV	BUF
Raiders	1	12:16	D.Adams 16 yd. pass from J.Garoppolo (D.Carlson kick) (5-75, 2:44)	7	0
Bills	1	04:19	L.Murray 4 yd. run (T.Bass kick) (7-28, 3:58)	7	7
Bills	2	12:10	D.Knox 2 yd. pass from J.Allen (T.Bass kick) (11-84, 6:06)	7	14
Raiders	2	06:48	D.Carlson 47 yd. Field Goal (10-46, 5:22)	10	14
Bills	2	00:18	K.Shakir 11 yd. pass from J.Allen (T.Bass kick) (8-57, 1:29)	10	21
Bills	3	05:59	G.Davis 2 yd. pass from J.Allen (T.Bass kick) (15-75, 9:01)	10	28
Bills	4	14:56	T.Bass 29 yd. Field Goal (9-37, 3:53)	10	31
Bills	4	05:08	D.Harris 1 yd. run (T.Bass kick) (11-95, 7:32)	10	38

#### LAS VEGAS RAIDERS

PASSING	ATT	CP	YDS	SK/YD	TD	LG	INT	RTG
Jimmy Garoppolo	24	16	185	0/0	1	23	2	68.9
<b>TOTAL</b>	<b>24</b>	<b>16</b>	<b>185</b>	<b>0/0</b>	<b>1</b>	<b>23</b>	<b>2</b>	<b>68.9</b>

RUSHING	ATT	YDS	AVG	LG	TD
Tre Tucker	1	34	34.0	34	0
Zamir White	4	22	5.5	8	0
Jimmy Garoppolo	1	1	1.0	1	0
Josh Jacobs	9	-2	-0.2	3	0
<b>TOTAL</b>	<b>15</b>	<b>55</b>	<b>3.7</b>	<b>34</b>	<b>0</b>

RECEIVING	NO	YDS	AVG	LG	TD
Davante Adams	6	84	14.0	21	1
Josh Jacobs	5	51	10.2	12	0
Austin Hooper	2	20	10.0	15	0
Hunter Renfrow	1	23	23.0	23	0
Ameer Abdullah	1	5	5.0	5	0
Michael Mayer	1	2	2.0	2	0
<b>TOTAL</b>	<b>16</b>	<b>185</b>	<b>11.6</b>	<b>23</b>	<b>1</b>

PUNTING	NO	YDS	AVG	TB	I20	LG
AJ Cole	3	149	49.7	0	2	53
<b>TOTAL</b>	<b>3</b>	<b>149</b>	<b>49.0</b>	<b>0</b>	<b>2</b>	<b>53</b>

KICKOFF RETURNS	NO	YDS	AVG	LG	TD
DeAndre Carter	1	23	23.0	23	0
<b>TOTAL</b>	<b>1</b>	<b>23</b>	<b>23.0</b>	<b>23</b>	<b>0</b>

PUNT RETURNS	NO	YDS	AVG	LG	TD
No Punt Returns					

TOP DEFENSE	TOT	SOLO	AST	SCK	YDS	INT
Robert Spillane	14	8	6	1.0	0.0	0
Divine Deablo	10	6	4	1.0	7.0	0
Jakorian Bennett	9	5	4	0.0	0.0	0

FIELD GOALS	FGM/FGA	PERCENT	RESULTS
Daniel Carlson	1-1	100.0	47G
<b>TOTAL</b>	<b>1-1</b>	<b>100.0</b>	

SACKS
Robert Spillane [1.0/0.0], Divine Deablo [1.0/7.0]

#### BUFFALO BILLS

PASSING	ATT	CP	YDS	SK/YD	TD	LG	INT	RTG
Josh Allen	37	31	274	2/7	3	40	0	124.5
<b>TOTAL</b>	<b>37</b>	<b>31</b>	<b>274</b>	<b>2/7</b>	<b>3</b>	<b>40</b>	<b>0</b>	<b>124.5</b>

RUSHING	ATT	YDS	AVG	LG	TD
James Cook	17	123	7.2	36	0
Damien Harris	7	33	4.7	11	1
Latavius Murray	6	22	3.7	8	1
Josh Allen	3	7	2.3	3	0
Kyle Allen	2	-2	-1.0	-1	0
<b>TOTAL</b>	<b>35</b>	<b>183</b>	<b>5.2</b>	<b>36</b>	<b>2</b>

RECEIVING	NO	YDS	AVG	LG	TD
Stefon Diggs	7	66	9.4	17	0
Gabe Davis	6	92	15.3	40	1
Dalton Kincaid	5	43	8.6	14	0
James Cook	4	36	9.0	26	0
Dawson Knox	3	10	3.3	7	1
Latavius Murray	2	9	4.5	8	0
Deonte Harty	2	4	2.0	8	0
Khalil Shakir	1	11	11.0	11t	1
Reggie Gilliam	1	3	3.0	3	0
<b>TOTAL</b>	<b>31</b>	<b>274</b>	<b>8.8</b>	<b>40</b>	<b>3</b>

PUNTING	NO	YDS	AVG	TB	I20	LG
Sam Martin	1	54	54.0	0	1	54
<b>TOTAL</b>	<b>1</b>	<b>54</b>	<b>54.0</b>	<b>0</b>	<b>1</b>	<b>54</b>

KICKOFF RETURNS	NO	YDS	AVG	TB	LG	TD
Damien Harris	1	41	41.0	41	0	0
<b>TOTAL</b>	<b>1</b>	<b>41</b>	<b>41.0</b>	<b>41</b>	<b>0</b>	<b>0</b>

PUNT RETURNS	NO	YDS	AVG	LG	TD
No Punt Returns					

TOP DEFENSE	TOT	SOLO	AST	SCK	YDS	INT
Terrel Bernard	6	3	3	0.0	0.0	1
Micah Hyde	5	2	3	0.0	0.0	0
Matt Milano	4	3	1	0.0	0.0	1

FIELD GOALS	FGM/FGA	PERCENT	RESULTS
Tyler Bass	1-1	100.0	29G
<b>TOTAL</b>	<b>1-1</b>	<b>100.0</b>	

SACKS
No Sacks

#### Team Statistics

	Raiders	Bills
First Downs	13	29
3rd-Down Eff. (Made/Att/Pct)	3/7/43%	7/13/54%
4th-Down Eff. (Made/Att/Pct)	0/0/0%	3/4/75%
Total Net Yards	240	450
Total Plays	39	74
Yards Per Play	6.2	6.1
Rushes/Net Yards	15/55	35/183
Net Passing	185	267
Pass Attempts/Completions	24/16	37/31
Had Intercepted	2	0
Sacked/Yards Lost	0/0	2/7
Punts/Average	3/49.7	1/54.0
Penalties/Yards	2/30	4/30
Fumbles/Lost	1/1	0/0
Possession Time	19:56	40:04



## WEEK 3

**Pittsburgh Steelers 23, Las Vegas Raiders 18**  
**62,541 Allegiant Stadium Sep 24, 2023**



**Pittsburgh Steelers ..... 7 6 10 0 — 23**  
**Las Vegas Raiders ..... 7 0 0 11 — 18**

### SCORING DRIVES

TEAM	QTR	TIME	SCORING PLAY	PIT	LV
Raiders	1	07:04	D.Adams 32 yd. pass from J.Garoppolo (D.Carlson kick) (7-74, 3:23)	0	7
Steelers	1	06:12	C.Austin 72 yd. pass from K.Pickett (C.Boswell kick) (3-75, 0:52)	7	7
Steelers	2	08:33	C.Boswell 43 yd. Field Goal (8-44, 3:51)	10	7
Steelers	2	01:56	C.Boswell 42 yd. Field Goal (11-54, 5:08)	13	7
Steelers	3	09:28	C.Boswell 57 yd. Field Goal (9-52, 4:29)	16	7
Steelers	3	03:56	P.Freiermuth 13 yd. pass from K.Pickett (C.Boswell kick) (6-81, 3:19)	23	7
Raiders	4	05:41	D.Adams 1 yd. pass from J.Garoppolo (J.Garoppolo-M.Mayer pass) (11-80, 5:51)	23	13
Raiders	4	02:22	D.Carlson 26 yd. Field Goal (9-44, 2:13)	23	18

### PITTSBURGH STEELERS

PASSING	ATT	CP	YDS	SK/YD	TD	LG	INT	RTG
Kenny Pickett	28	16	235	1/7	2	72t	0	108.5
<b>TOTAL</b>	<b>28</b>	<b>16</b>	<b>235</b>	<b>1/7</b>	<b>2</b>	<b>72T</b>	<b>0</b>	<b>108.5</b>

RUSHING	ATT	YDS	AVG	LG	TD
Najee Harris	19	65	3.4	17	0
Jaylen Warren	8	29	3.6	11	0
Kenny Pickett	3	11	3.7	10	0
Connor Heyward	1	0	0.0	0	0
<b>TOTAL</b>	<b>31</b>	<b>105</b>	<b>3.4</b>	<b>17</b>	<b>0</b>

RECEIVING	NO	YDS	AVG	LG	TD
George Pickens	4	75	18.8	32	0
Allen Robinson II	4	24	6.0	8	0
Pat Freiermuth	3	41	13.7	14	1
Jaylen Warren	3	23	7.7	16	0
Calvin Austin III	2	72	36.0	72t	1
<b>TOTAL</b>	<b>16</b>	<b>235</b>	<b>14.7</b>	<b>72T</b>	<b>2</b>

PUNTING	NO	YDS	AVG	TB	I20	LG
Pressley Harvin III	6	323	53.8	0	3	63
<b>TOTAL</b>	<b>6</b>	<b>323</b>	<b>53.0</b>	<b>0</b>	<b>3</b>	<b>63</b>

KICKOFF RETURNS	NO	YDS	AVG	LG	TD
No Kickoff Returns					

PUNT RETURNS	NO	YDS	AVG	LG	TD
Calvin Austin III	2	5	2.5	5	0
<b>TOTAL</b>	<b>2</b>	<b>5</b>	<b>2.5</b>	<b>5</b>	<b>0</b>

TOP DEFENSE	TOT	SOLO	AST	SCK	YDS	INT
Minkah Fitzpatrick	11	7	4	0.0	0.0	0
Kwon Alexander	7	5	2	0.0	0.0	0
Levi Wallace	6	4	2	0.0	0.0	2

FIELD GOALS	FGM/FGA	PERCENT	RESULTS
Chris Boswell	3-3	100.0	43G, 42G, 57G
<b>TOTAL</b>	<b>3-3</b>	<b>100.0</b>	

SACKS
Markus Golden [1.0/6.0], T.J. Watt [2.0/16.0], Keeanu Benton [1.0/9.0]

### LAS VEGAS RAIDERS

PASSING	ATT	CP	YDS	SK/YD	TD	LG	INT	RTG
Jimmy Garoppolo	44	28	324	4/31	2	32t	3	72.5
<b>TOTAL</b>	<b>44</b>	<b>28</b>	<b>324</b>	<b>4/31</b>	<b>2</b>	<b>32T</b>	<b>3</b>	<b>72.5</b>

RUSHING	ATT	YDS	AVG	LG	TD
Josh Jacobs	17	62	3.6	10	0
Jimmy Garoppolo	2	7	3.5	7	0
<b>TOTAL</b>	<b>19</b>	<b>69</b>	<b>3.6</b>	<b>10</b>	<b>0</b>

RECEIVING	NO	YDS	AVG	LG	TD
Davante Adams	13	172	13.2	32t	2
Jakobi Meyers	7	85	12.1	18	0
Josh Jacobs	3	18	6.0	6	0
Hunter Renfrow	2	17	8.5	10	0
Ameer Abdullah	2	16	8.0	13	0
DeAndre Carter	1	16	16.0	16	0
<b>TOTAL</b>	<b>28</b>	<b>324</b>	<b>11.6</b>	<b>32T</b>	<b>2</b>

PUNTING	NO	YDS	AVG	TB	I20	LG
AJ Cole	5	262	52.4	1	1	60
<b>TOTAL</b>	<b>5</b>	<b>262</b>	<b>52.0</b>	<b>1</b>	<b>1</b>	<b>60</b>

KICKOFF RETURNS	NO	YDS	AVG	TB	LG	TD
No Kickoff Returns						

PUNT RETURNS	NO	YDS	AVG	LG	TD
DeAndre Carter	5	44	8.8	16	0
<b>TOTAL</b>	<b>5</b>	<b>44</b>	<b>8.8</b>	<b>16</b>	<b>0</b>

TOP DEFENSE	TOT	SOLO	AST	SCK	YDS	INT
Divine Deablo	8	4	4	0.0	0.0	0
Robert Spillane	7	6	1	0.0	0.0	0
Marcus Peters	6	5	1	0.0	0.0	0

FIELD GOALS	FGM/FGA	PERCENT	RESULTS
Daniel Carlson	1-1	100.0	26G
<b>TOTAL</b>	<b>1-1</b>	<b>100.0</b>	

SACKS
Maxx Crosby [1.0/7.0]

### Team Statistics

	Steelers	Raiders
First Downs	17	19
3rd-Down Eff. (Made/Att/Pct)	6/15/40%	4/13/31%
4th-Down Eff. (Made/Att/Pct)	0/0/0%	1/2/50%
Total Net Yards	333	362
Total Plays	60	67
Yards Per Play	5.6	5.4
Rushes/Net Yards	31/105	19/69
Net Passing	228	293
Pass Attempts/Completions	28/16	44/28
Had Intercepted	0	3
Sacked/Yards Lost	1/7	4/31
Punts/Average	6/53.8	5/52.4
Penalties/Yards	6/45	7/60
Fumbles/Lost	0/0	1/0
Possession Time	30:03	29:57





**WEEK 4**  
**Las Vegas Raiders 17, Los Angeles Chargers 24**  
**70,240 SoFi Stadium Oct 1, 2023**



Las Vegas Raiders ..... 7 0 3 7 — 17  
 Los Angeles Chargers ..... 7 17 0 0 — 24

**SCORING DRIVES**

TEAM	QTR	TIME	SCORING PLAY	LV	LAC
Chargers	1	10:38	J.Herbert 12 yd. run (C.Dicker kick) (9-86, 4:22)	0	7
Raiders	1	00:45	A.O'Connell 1 yd. run (D.Carlson kick) (8-64, 4:45)	7	7
Chargers	2	10:42	C.Dicker 33 yd. Field Goal (12-60, 5:03)	7	10
Chargers	2	07:20	K.Allen 7 yd. pass from J.Herbert (C.Dicker kick) (5-36, 2:19)	7	17
Chargers	2	03:05	J.Herbert 1 yd. run (C.Dicker kick) (6-35, 2:10)	7	24
Raiders	3	04:51	D.Carlson 22 yd. Field Goal (13-48, 6:29)	10	24
Raiders	4	03:59	J.Jacobs 1 yd. run (D.Carlson kick) (12-60, 4:29)	17	24

**LAS VEGAS RAIDERS**

PASSING	ATT	CP	YDS	SK/YD	TD	LG	INT	RTG
Aidan O'Connell	39	24	238	7/50	0	25	1	68.1
<b>TOTAL</b>	<b>39</b>	<b>24</b>	<b>238</b>	<b>7/50</b>	<b>0</b>	<b>25</b>	<b>1</b>	<b>68.1</b>

RUSHING	ATT	YDS	AVG	LG	TD
Josh Jacobs	17	58	3.4	9	1
Zamir White	3	15	5.0	11	0
Aidan O'Connell	3	3	1.0	2	1
<b>TOTAL</b>	<b>23</b>	<b>76</b>	<b>3.3</b>	<b>11</b>	<b>2</b>

RECEIVING	NO	YDS	AVG	LG	TD
Josh Jacobs	8	81	10.1	21	0
Davante Adams	8	75	9.4	19	0
Jakobi Meyers	2	33	16.5	25	0
Ameer Abdullah	2	14	7.0	10	0
Hunter Renfrow	2	12	6.0	12	0
Jakob Johnson	1	12	12.0	12	0
Austin Hooper	1	11	11.0	11	0
<b>TOTAL</b>	<b>24</b>	<b>238</b>	<b>9.9</b>	<b>25</b>	<b>0</b>

PUNTING	NO	YDS	AVG	TB	I20	LG
AJ Cole	5	269	53.8	0	3	70
<b>TOTAL</b>	<b>5</b>	<b>269</b>	<b>53.0</b>	<b>0</b>	<b>3</b>	<b>70</b>

KICKOFF RETURNS	NO	YDS	AVG	LG	TD
DeAndre Carter	1	40	40.0	40	0
<b>TOTAL</b>	<b>1</b>	<b>40</b>	<b>40.0</b>	<b>40</b>	<b>0</b>

PUNT RETURNS	NO	YDS	AVG	LG	TD
DeAndre Carter	1	1	1.0	1	0
<b>TOTAL</b>	<b>1</b>	<b>1</b>	<b>1.0</b>	<b>1</b>	<b>0</b>

TOP DEFENSE	TOT	SOLO	AST	SCK	YDS	INT
Maxx Crosby	8	5	3	2.0	17.0	0
Tre'von Moehrig	6	6	0	0.0	0.0	1
John Jenkins	6	5	1	0.0	0.0	0

FIELD GOALS	FGM/FGA	PERCENT	RESULTS
Daniel Carlson	1-1	100.0	22G
<b>TOTAL</b>	<b>1-1</b>	<b>100.0</b>	

**SACKS**  
 Maxx Crosby [2.0/17.0]

**LOS ANGELES CHARGERS**

PASSING	ATT	CP	YDS	SK/YD	TD	LG	INT	RTG
Justin Herbert	24	13	167	2/17	1	51	1	72.7
<b>TOTAL</b>	<b>24</b>	<b>13</b>	<b>167</b>	<b>2/17</b>	<b>1</b>	<b>51</b>	<b>1</b>	<b>72.7</b>

RUSHING	ATT	YDS	AVG	LG	TD
Joshua Kelley	17	65	3.8	22	0
Derius Davis	3	51	17.0	51	0
Justin Herbert	12	27	2.3	15	2
Isaiah Spiller	5	12	2.4	4	0
<b>TOTAL</b>	<b>37</b>	<b>155</b>	<b>4.2</b>	<b>51</b>	<b>2</b>

RECEIVING	NO	YDS	AVG	LG	TD
Joshua Palmer	3	77	25.7	51	0
Keenan Allen	3	32	10.7	22	1
Derius Davis	2	16	8.0	11	0
Isaiah Spiller	2	15	7.5	10	0
Gerald Everett	2	9	4.5	6	0
Quentin Johnston	1	18	18.0	18	0
<b>TOTAL</b>	<b>13</b>	<b>167</b>	<b>12.8</b>	<b>51</b>	<b>1</b>

PUNTING	NO	YDS	AVG	TB	I20	LG
JK Scott	4	160	40.0	0	0	49
<b>TOTAL</b>	<b>4</b>	<b>160</b>	<b>40.0</b>	<b>0</b>	<b>0</b>	<b>49</b>

KICKOFF RETURNS	NO	YDS	AVG	TB	LG	TD
Derius Davis	1	15	15.0	15	0	0
<b>TOTAL</b>	<b>1</b>	<b>15</b>	<b>15.0</b>	<b>15</b>	<b>0</b>	<b>0</b>

PUNT RETURNS	NO	YDS	AVG	LG	TD
Derius Davis	3	18	6.0	12	0
<b>TOTAL</b>	<b>3</b>	<b>18</b>	<b>6.0</b>	<b>12</b>	<b>0</b>

TOP DEFENSE	TOT	SOLO	AST	SCK	YDS	INT
Khalil Mack	10	8	2	6.0	45.0	0
Michael Davis	8	8	0	0.0	0.0	0
Asante Samuel Jr.	6	6	0	0.0	0.0	1

FIELD GOALS	FGM/FGA	PERCENT	RESULTS
Cameron Dicker	1-1	100.0	33G
<b>TOTAL</b>	<b>1-1</b>	<b>100.0</b>	

**SACKS**  
 Khalil Mack [6.0/45.0], Morgan Fox [1.0/5.0]

**Team Statistics**

	Raiders	Chargers
First Downs	22	16
3rd-Down Eff. (Made/Att/Pct)	1/11/9%	5/14/36%
4th-Down Eff. (Made/Att/Pct)	3/3/100%	1/2/50%
Total Net Yards	264	305
Total Plays	69	63
Yards Per Play	3.8	4.8
Rushes/Net Yards	23/76	37/155
Net Passing	188	150
Pass Attempts/Completions	39/24	24/13
Had Intercepted	1	1
Sacked/Yards Lost	7/50	2/17
Punts/Average	5/53.8	4/40.0
Penalties/Yards	9/80	4/34
Fumbles/Lost	3/2	1/0
Possession Time	32:51	27:09



## WEEK 5

**Green Bay Packers 13, Las Vegas Raiders 17**  
 62,572 Allegiant Stadium Oct 9, 2023



**Green Bay Packers** ..... 3    0    10    0    —    13  
**Las Vegas Raiders** ..... 0    10    0    7    —    17

### SCORING DRIVES

TEAM	QTR	TIME	SCORING PLAY	GB	LV
Packers	1	02:38	A.Carlson 37 yd. Field Goal (8-75, 3:52)	3	0
Raiders	2	04:09	J.Meyers 9 yd. pass from J.Garoppolo (D.Carlson kick) (14-62, 8:28)	3	7
Raiders	2	02:32	D.Carlson 26 yd. Field Goal (4-1, 1:28)	3	10
Packers	3	08:27	A.Dillon 5 yd. run (A.Carlson kick) (8-37, 4:22)	10	10
Packers	3	05:16	A.Carlson 22 yd. Field Goal (5-79, 1:59)	13	10
Raiders	4	14:56	J.Jacobs 2 yd. run (D.Carlson kick) (10-75, 5:20)	13	17

### GREEN BAY PACKERS

PASSING	ATT	CP	YDS	SK/YD	TD	LG	INT	RTG
Jordan Love	30	16	182	2/7	0	77	3	32.2
<b>TOTAL</b>	<b>30</b>	<b>16</b>	<b>182</b>	<b>2/7</b>	<b>0</b>	<b>77</b>	<b>3</b>	<b>32.2</b>

RUSHING	ATT	YDS	AVG	LG	TD
AJ Dillon	20	76	3.8	11	1
Jordan Love	2	37	18.5	26	0
Patrick Taylor	2	2	1.0	5	0
Christian Watson	1	-5	-5.0	-5	0
<b>TOTAL</b>	<b>25</b>	<b>110</b>	<b>4.4</b>	<b>26</b>	<b>1</b>

RECEIVING	NO	YDS	AVG	LG	TD
Luke Musgrave	6	34	5.7	8	0
Christian Watson	3	91	30.3	77	0
Patrick Taylor	2	5	2.5	3	0
Josiah Deguara	1	19	19.0	19	0
Ben Sims	1	12	12.0	12	0
Dontayvion Wicks	1	10	10.0	10	0
Jayden Reed	1	7	7.0	7	0
Romeo Doubs	1	4	4.0	4	0
<b>TOTAL</b>	<b>16</b>	<b>182</b>	<b>11.4</b>	<b>77</b>	<b>0</b>

PUNTING	NO	YDS	AVG	TB	I20	LG
Daniel Whelan	4	184	46.0	0	1	54
<b>TOTAL</b>	<b>4</b>	<b>184</b>	<b>46.0</b>	<b>0</b>	<b>1</b>	<b>54</b>

KICKOFF RETURNS	NO	YDS	AVG	LG	TD
No Kickoff Returns					

PUNT RETURNS	NO	YDS	AVG	LG	TD
Keisean Nixon	1	2	2.0	2	0
<b>TOTAL</b>	<b>1</b>	<b>2</b>	<b>2.0</b>	<b>2</b>	<b>0</b>

TOP DEFENSE	TOT	SOLO	AST	SCK	YDS	INT
Isaiah McDuffie	10	6	4	0.0	0.0	0
Rudy Ford	9	5	4	0.0	0.0	1
Eric Wilson	7	3	4	0.0	0.0	0

FIELD GOALS	FGM/FGA	PERCENT	RESULTS
Anders Carlson	2-2	100.0	37G, 22G
<b>TOTAL</b>	<b>2-2</b>	<b>100.0</b>	

SACKS
Kenny Clark [1.0/9.0], Rashan Gary [1.0/5.0], Kingsley Enagbare [1.0/4.0], Preston Smith [1.0/7.0]

### LAS VEGAS RAIDERS

PASSING	ATT	CP	YDS	SK/YD	TD	LG	INT	RTG
Jimmy Garoppolo	31	22	208	3/21	1	21	1	86.5
Josh Jacobs	0	0	0	1/4	0	0	0	0.0
<b>TOTAL</b>	<b>31</b>	<b>22</b>	<b>208</b>	<b>4/25</b>	<b>1</b>	<b>21</b>	<b>1</b>	<b>86.5</b>

RUSHING	ATT	YDS	AVG	LG	TD
Josh Jacobs	20	69	3.5	24	1
Tre Tucker	1	16	16.0	16	0
Jimmy Garoppolo	4	4	1.0	3	0
Ameer Abdullah	1	4	4.0	4	0
DeAndre Carter	2	3	1.5	3	0
Jakobi Meyers	1	0	0.0	0	0
<b>TOTAL</b>	<b>29</b>	<b>96</b>	<b>3.3</b>	<b>24</b>	<b>1</b>

RECEIVING	NO	YDS	AVG	LG	TD
Jakobi Meyers	7	75	10.7	18	1
Josh Jacobs	5	20	4.0	11	0
Davante Adams	4	45	11.3	21	0
Michael Mayer	2	39	19.5	20	0
Austin Hooper	2	11	5.5	7	0
Ameer Abdullah	1	11	11.0	11	0
Hunter Renfrow	1	7	7.0	7	0
<b>TOTAL</b>	<b>22</b>	<b>208</b>	<b>9.5</b>	<b>21</b>	<b>1</b>

PUNTING	NO	YDS	AVG	TB	I20	LG
AJ Cole	4	189	47.3	0	4	55
<b>TOTAL</b>	<b>4</b>	<b>189</b>	<b>47.0</b>	<b>0</b>	<b>4</b>	<b>55</b>

KICKOFF RETURNS	NO	YDS	AVG	TB	LG	TD
DeAndre Carter	1	29	29.0	29	0	0
<b>TOTAL</b>	<b>1</b>	<b>29</b>	<b>29.0</b>	<b>29</b>	<b>0</b>	<b>0</b>

PUNT RETURNS	NO	YDS	AVG	LG	TD
DeAndre Carter	1	6	6.0	6	0
<b>TOTAL</b>	<b>1</b>	<b>6</b>	<b>6.0</b>	<b>6</b>	<b>0</b>

TOP DEFENSE	TOT	SOLO	AST	SCK	YDS	INT
Divine Deablo	10	6	4	0.0	0.0	0
Robert Spillane	9	2	7	0.0	0.0	2
Marcus Peters	5	5	0	0.0	0.0	0

FIELD GOALS	FGM/FGA	PERCENT	RESULTS
Daniel Carlson	1-3	33.3	26G, 53B, 52RU
<b>TOTAL</b>	<b>1-3</b>	<b>33.0</b>	

SACKS
Maxx Crosby [1.0/7.0], Tre'veon Moehrig [1.0/0.0]

### Team Statistics

	Packers	Raiders
First Downs	18	19
3rd-Down Eff. (Made/Att/Pct)	4/12/33%	5/13/38%
4th-Down Eff. (Made/Att/Pct)	1/1/100%	1/1/100%
Total Net Yards	285	279
Total Plays	57	64
Yards Per Play	5.0	4.4
Rushes/Net Yards	25/110	29/96
Net Passing	175	183
Pass Attempts/Completions	30/16	31/22
Had Intercepted	3	1
Sacked/Yards Lost	2/7	4/25
Punts/Average	4/46.0	4/47.3
Penalties/Yards	3/18	4/28
Fumbles/Lost	0/0	0/0
Possession Time	27:26	32:34



## WEEK 6

New England Patriots 17, Las Vegas Raiders 21  
61,985 Allegiant Stadium Oct 15, 2023



New England Patriots	0	3	7	7	—	17
Las Vegas Raiders	3	10	3	5	—	21

### SCORING DRIVES

TEAM	QTR	TIME	SCORING PLAY	NE	LV
Raiders	1	06:54	D.Carlson 25 yd. Field Goal (16-69, 8:06)	0	3
Raiders	2	12:22	J.Meyers 12 yd. pass from J.Garoppolo (D.Carlson kick) (8-59, 4:14)	0	10
Patriots	2	08:38	C.Ryland 43 yd. Field Goal (9-57, 3:44)	3	10
Raiders	2	00:10	D.Carlson 37 yd. Field Goal (10-47, 3:26)	3	13
Patriots	3	08:56	E.Elliott 2 yd. run (C.Ryland kick) (10-75, 6:04)	10	13
Raiders	3	03:55	D.Carlson 30 yd. Field Goal (10-63, 5:01)	10	16
Raiders	4	13:03	D.Carlson 24 yd. Field Goal (9-59, 4:24)	10	19
Patriots	4	03:33	R.Stevenson 1 yd. run (C.Ryland kick) (17-75, 9:30)	17	19
Raiders	4	01:47	M.Jones sacked in end zone by B.Nichols, M.Crosby for a Safety	17	21

### NEW ENGLAND PATRIOTS

PASSING	ATT	CP	YDS	SK/YD	TD	LG	INT	RTG
Mac Jones	33	24	200	3/19	0	36	1	75.3
Malik Cunningham	0	0	0	1/5	0	0	0	0.0
<b>TOTAL</b>	<b>33</b>	<b>24</b>	<b>200</b>	<b>4/24</b>	<b>0</b>	<b>36</b>	<b>1</b>	<b>75.3</b>

RUSHING	ATT	YDS	AVG	LG	TD
Rhamondre Stevenson	10	46	4.6	15	1
Ezekiel Elliott	7	34	4.9	8	1
Kendrick Bourne	1	4	4.0	4	0
Mac Jones	1	-1	-1.0	-1	0
<b>TOTAL</b>	<b>19</b>	<b>83</b>	<b>4.4</b>	<b>15</b>	<b>2</b>

RECEIVING	NO	YDS	AVG	LG	TD
Kendrick Bourne	10	89	8.9	36	0
Rhamondre Stevenson	5	24	4.8	6	0
Mike Gesicki	3	28	9.3	15	0
Pharaoh Brown	1	15	15.0	15	0
Ezekiel Elliott	1	15	15.0	15	0
Ty Montgomery II	1	9	9.0	9	0
Hunter Henry	1	7	7.0	7	0
DeVante Parker	1	7	7.0	7	0
Tyquan Thornton	1	6	6.0	6	0
<b>TOTAL</b>	<b>24</b>	<b>200</b>	<b>8.3</b>	<b>36</b>	<b>0</b>

PUNTING	NO	YDS	AVG	TB	I20	LG
Bryce Baringer	3	138	46.0	0	0	53
<b>TOTAL</b>	<b>3</b>	<b>138</b>	<b>46.0</b>	<b>0</b>	<b>0</b>	<b>53</b>

KICKOFF RETURNS	NO	YDS	AVG	LG	TD
Ty Montgomery II	1	23	23.0	23	0
<b>TOTAL</b>	<b>1</b>	<b>23</b>	<b>23.0</b>	<b>23</b>	<b>0</b>

PUNT RETURNS	NO	YDS	AVG	LG	TD
Myles Bryant	1	14	14.0	14	0
<b>TOTAL</b>	<b>1</b>	<b>14</b>	<b>14.0</b>	<b>14</b>	<b>0</b>

TOP DEFENSE	TOT	SOLO	AST	SCK	YDS	INT
Jabrill Peppers	7	7	0	0.0	0.0	0
Jahlani Tavai	7	5	2	0.0	0.0	1
Anfernee Jennings	6	5	1	0.0	0.0	0

FIELD GOALS	FGM/FGA	PERCENT	RESULTS
Chad Ryland	1-1	100.0	43G
<b>TOTAL</b>	<b>1-1</b>	<b>100.0</b>	

SACKS
No Sacks

### LAS VEGAS RAIDERS

PASSING	ATT	CP	YDS	SK/YD	TD	LG	INT	RTG
Jimmy Garoppolo	22	14	162	0/0	1	32	1	82.0
Brian Hoyer	10	6	102	0/0	0	48	0	94.6
<b>TOTAL</b>	<b>32</b>	<b>20</b>	<b>264</b>	<b>0/0</b>	<b>1</b>	<b>48</b>	<b>1</b>	<b>85.9</b>

RUSHING	ATT	YDS	AVG	LG	TD
Josh Jacobs	25	77	3.1	18	0
Jimmy Garoppolo	2	4	2.0	2	0
Tre Tucker	1	4	4.0	4	0
Zamir White	2	-2	-1.0	-1	0
Brian Hoyer	3	-3	-1.0	-1	0
<b>TOTAL</b>	<b>33</b>	<b>84</b>	<b>2.5</b>	<b>18</b>	<b>0</b>

RECEIVING	NO	YDS	AVG	LG	TD
Michael Mayer	5	75	15.0	32	0
Jakobi Meyers	5	61	12.2	16	1
Tre Tucker	2	57	28.5	48	0
Davante Adams	2	29	14.5	21	0
Austin Hooper	2	19	9.5	12	0
Josh Jacobs	2	16	8.0	12	0
Zamir White	2	7	3.5	4	0
<b>TOTAL</b>	<b>20</b>	<b>264</b>	<b>13.2</b>	<b>48</b>	<b>1</b>

PUNTING	NO	YDS	AVG	TB	I20	LG
AJ Cole	2	103	51.5	0	1	57
<b>TOTAL</b>	<b>2</b>	<b>103</b>	<b>51.0</b>	<b>0</b>	<b>1</b>	<b>57</b>

KICKOFF RETURNS	NO	YDS	AVG	TB	LG	TD
No Kickoff Returns						

PUNT RETURNS	NO	YDS	AVG	LG	TD
DeAndre Carter	1	13	13.0	13	0
<b>TOTAL</b>	<b>1</b>	<b>13</b>	<b>13.0</b>	<b>13</b>	<b>0</b>

TOP DEFENSE	TOT	SOLO	AST	SCK	YDS	INT
Maxx Crosby	7	4	3	0.5	2.0	0
Divine Deablo	7	3	4	0.0	0.0	0
Robert Spillane	7	3	4	0.0	0.0	0

FIELD GOALS	FGM/FGA	PERCENT	RESULTS
Daniel Carlson	4-4	100.0	25G, 37G, 30G, 24G
<b>TOTAL</b>	<b>4-4</b>	<b>100.0</b>	

SACKS
Maxx Crosby [0.5/2.0], Amik Robertson [1.0/5.0], Bilal Nichols [0.5/2.0], John Jenkins [1.0/4.0], Adam Butler [1.0/11.0]

### Team Statistics

	Patriots	Raiders
First Downs	17	19
3rd-Down Eff. (Made/Att/Pct)	6/12/50%	8/16/50%
4th-Down Eff. (Made/Att/Pct)	0/0/0%	0/0/0%
Total Net Yards	259	348
Total Plays	56	65
Yards Per Play	4.6	5.4
Rushes/Net Yards	19/83	33/84
Net Passing	176	264
Pass Attempts/Completions	33/24	32/20
Had Intercepted	1	1
Sacked/Yards Lost	4/24	0/0
Punts/Average	3/46.0	2/51.5
Penalties/Yards	10/79	6/42
Fumbles/Lost	0/0	0/0
Possession Time	27:48	32:12



**WEEK 7**  
**Las Vegas Raiders 12, Chicago Bears 30**  
**62,199 Soldier Field Oct 22, 2023**



Las Vegas Raiders .....	0	3	0	9	—	12
Chicago Bears .....	7	7	7	9	—	30

**SCORING DRIVES**

TEAM	QTR	TIME	SCORING PLAY	LV	CHI
Bears	1	03:45	D.Foreman 2 yd. run (C.Santos kick) (12-69, 6:22)	0	7
Bears	2	07:31	D.Foreman 3 yd. run (C.Santos kick) (6-34, 2:48)	0	14
Raiders	2	01:47	D.Carlson 40 yd. Field Goal (13-54, 5:44)	3	14
Bears	3	04:04	D.Foreman 5 yd. pass from T.Bagent (C.Santos kick) (15-88, 8:16)	3	21
Raiders	4	12:20	D.Carlson 25 yd. Field Goal (15-69, 6:44)	6	21
Bears	4	05:46	C.Santos 54 yd. Field Goal (12-37, 6:34)	6	24
Bears	4	05:36	J.Johnson 39 yd. interception return (kick blocked)	6	30
Raiders	4	01:10	J.Meyers 9 yd. pass from A.O'Connell (pass failed) (8-60, 2:22)	12	30

**LAS VEGAS RAIDERS**

**CHICAGO BEARS**

PASSING	ATT	CP	YDS	SK/YD	TD	LG	INT	RTG
Brian Hoyer	32	17	129	1/8	0	15	2	37.1
Aidan O'Connell	13	10	75	0/0	1	15	1	83.8
<b>TOTAL</b>	<b>45</b>	<b>27</b>	<b>204</b>	<b>1/8</b>	<b>1</b>	<b>15</b>	<b>3</b>	<b>50.6</b>

PASSING	ATT	CP	YDS	SK/YD	TD	LG	INT	RTG
Tyson Bagent	29	21	162	1/7	1	17	0	97.2
Nathan Peterman	0	0	0	1/5	0	0	0	0.0
<b>TOTAL</b>	<b>29</b>	<b>21</b>	<b>162</b>	<b>2/12</b>	<b>1</b>	<b>17</b>	<b>0</b>	<b>97.2</b>

RUSHING	ATT	YDS	AVG	LG	TD
Josh Jacobs	11	35	3.2	11	0
Zamir White	2	2	1.0	2	0
Tre Tucker	1	2	2.0	2	0
<b>TOTAL</b>	<b>14</b>	<b>39</b>	<b>2.8</b>	<b>11</b>	<b>0</b>

RUSHING	ATT	YDS	AVG	LG	TD
D'Onta Foreman	16	89	5.6	14	2
Darrynton Evans	14	48	3.4	11	0
Tyson Bagent	3	24	8.0	12	0
Tyler Scott	2	14	7.0	8	0
Darnell Mooney	1	2	2.0	2	0
Nathan Peterman	2	-4	-2.0	-2	0
<b>TOTAL</b>	<b>38</b>	<b>173</b>	<b>4.6</b>	<b>14</b>	<b>2</b>

RECEIVING	NO	YDS	AVG	LG	TD
Davante Adams	7	57	8.1	15	0
Jakobi Meyers	7	50	7.1	15	1
Zamir White	3	26	8.7	15	0
Austin Hooper	2	18	9.0	12	0
Tre Tucker	2	16	8.0	12	0
Hunter Renfrow	2	14	7.0	9	0
Michael Mayer	2	13	6.5	11	0
Josh Jacobs	1	6	6.0	6	0
Jesper Horsted	1	4	4.0	4	0
<b>TOTAL</b>	<b>27</b>	<b>204</b>	<b>7.6</b>	<b>15</b>	<b>1</b>

RECEIVING	NO	YDS	AVG	LG	TD
DJ Moore	8	54	6.8	15	0
Darnell Mooney	4	32	8.0	11	0
D'Onta Foreman	3	31	10.3	17	1
Tyler Scott	2	19	9.5	13	0
Marcedes Lewis	1	16	16.0	16	0
Darrynton Evans	1	6	6.0	6	0
Khari Blasingame	1	4	4.0	4	0
Velus Jones Jr.	1	0	0.0	0	0
<b>TOTAL</b>	<b>21</b>	<b>162</b>	<b>7.7</b>	<b>17</b>	<b>1</b>

PUNTING	NO	YDS	AVG	TB	I20	LG
AJ Cole	2	82	41.0	0	2	43
<b>TOTAL</b>	<b>2</b>	<b>82</b>	<b>41.0</b>	<b>0</b>	<b>2</b>	<b>43</b>

PUNTING	NO	YDS	AVG	TB	I20	LG
Trenton Gill	3	120	40.0	0	0	47
<b>TOTAL</b>	<b>3</b>	<b>120</b>	<b>40.0</b>	<b>0</b>	<b>0</b>	<b>47</b>

KICKOFF RETURNS	NO	YDS	AVG	LG	TD
DeAndre Carter	2	51	25.5	26	0
<b>TOTAL</b>	<b>2</b>	<b>51</b>	<b>25.5</b>	<b>26</b>	<b>0</b>

KICKOFF RETURNS	NO	YDS	AVG	TB	LG	TD
Velus Jones Jr.	2	49	24.5	27	0	0
Cole Kmet	1	0	0.0	0	0	0
<b>TOTAL</b>	<b>3</b>	<b>49</b>	<b>16.3</b>	<b>27</b>	<b>0</b>	<b>0</b>

PUNT RETURNS	NO	YDS	AVG	LG	TD
DeAndre Carter	1	18	18.0	18	0
<b>TOTAL</b>	<b>1</b>	<b>18</b>	<b>18.0</b>	<b>18</b>	<b>0</b>

PUNT RETURNS	NO	YDS	AVG	LG	TD
No Punt Returns					

TOP DEFENSE	TOT	SOLO	AST	SCK	YDS	INT
Robert Spillane	8	5	3	0.0	0.0	0
Tre'von Moehrig	7	5	2	0.0	0.0	0
Marcus Peters	7	2	5	0.0	0.0	0

TOP DEFENSE	TOT	SOLO	AST	SCK	YDS	INT
Jaquan Brisker	10	9	1	0.0	0.0	0
Tremaine Edmunds	8	6	2	0.0	0.0	1
Kyler Gordon	7	4	3	0.0	0.0	0

FIELD GOALS	FGM/FGA	PERCENT	RESULTS
Daniel Carlson	2-3	66.7	41WL, 40G, 25G
<b>TOTAL</b>	<b>2-3</b>	<b>66.0</b>	

FIELD GOALS	FGM/FGA	PERCENT	RESULTS
Cairo Santos	1-1	100.0	54G
<b>TOTAL</b>	<b>1-1</b>	<b>100.0</b>	

SACKS
Maxx Crosby [1.0/7.0], Tyree Wilson [1.0/5.0]

SACKS
Justin Jones [1.0/8.0]

**Team Statistics**

**Raiders**

**Bears**

First Downs	20	23
3rd-Down Eff. (Made/Att/Pct)	2/9/22%	8/13/62%
4th-Down Eff. (Made/Att/Pct)	2/2/100%	0/1/0%
Total Net Yards	235	323
Total Plays	60	69
Yards Per Play	3.9	4.7
Rushes/Net Yards	14/39	38/173
Net Passing	196	150
Pass Attempts/Completions	45/27	29/21
Had Intercepted	3	0
Sacked/Yards Lost	1/8	2/12
Punts/Average	2/41.0	3/40.0
Penalties/Yards	2/15	9/110
Fumbles/Lost	0/0	1/0
Possession Time	25:54	34:06



## 14

### WEEK 8

Las Vegas Raiders 14, Detroit Lions 26  
66,774 🏡 Ford Field 🏡 Oct 30, 2023



## 26

Las Vegas Raiders .....	0	7	7	0	—	14
Detroit Lions .....	3	13	7	3	—	26

#### SCORING DRIVES

TEAM	QTR	TIME	SCORING PLAY	LV	DET
Lions	1	07:51	R.Patterson 44 yd. Field Goal (14-54, 7:09)	0	3
Lions	2	12:23	R.Patterson 31 yd. Field Goal (10-36, 5:06)	0	6
Lions	2	08:08	R.Patterson 33 yd. Field Goal (7-63, 3:16)	0	9
Raiders	2	02:56	J.Jacobs 3 yd. run (D.Carlson kick) (10-75, 5:12)	7	9
Lions	2	00:27	S.LaPorta 18 yd. pass from J.Goff (R.Patterson kick) (9-79, 2:29)	7	16
Raiders	3	11:32	M.Peters 75 yd. interception return (D.Carlson kick)	14	16
Lions	3	03:13	J.Gibbs 27 yd. run (R.Patterson kick) (2-51, 0:49)	14	23
Lions	4	09:59	R.Patterson 52 yd. Field Goal (12-55, 6:08)	14	26

#### LAS VEGAS RAIDERS

PASSING	ATT	CP	YDS	SK/YD	TD	LG	INT	RTG
Jimmy Garoppolo	21	10	126	6/49	0	19	1	46.9
<b>TOTAL</b>	<b>21</b>	<b>10</b>	<b>126</b>	<b>6/49</b>	<b>0</b>	<b>19</b>	<b>1</b>	<b>46.9</b>

RUSHING	ATT	YDS	AVG	LG	TD
Josh Jacobs	15	61	4.1	9	1
Jimmy Garoppolo	2	12	6.0	9	0
Ameer Abdullah	1	7	7.0	7	0
<b>TOTAL</b>	<b>18</b>	<b>80</b>	<b>4.4</b>	<b>9</b>	<b>1</b>

RECEIVING	NO	YDS	AVG	LG	TD
Josh Jacobs	2	27	13.5	15	0
Austin Hooper	2	19	9.5	11	0
Hunter Renfrow	2	19	9.5	18	0
Michael Mayer	1	19	19.0	19	0
Jakobi Meyers	1	19	19.0	19	0
Ameer Abdullah	1	12	12.0	12	0
Davante Adams	1	11	11.0	11	0
<b>TOTAL</b>	<b>10</b>	<b>126</b>	<b>12.6</b>	<b>19</b>	<b>0</b>

PUNTING	NO	YDS	AVG	TB	I20	LG
AJ Cole	5	242	48.4	0	2	52
<b>TOTAL</b>	<b>5</b>	<b>242</b>	<b>48.0</b>	<b>0</b>	<b>2</b>	<b>52</b>

KICKOFF RETURNS	NO	YDS	AVG	LG	TD
DeAndre Carter	1	2	2.0	2	0
<b>TOTAL</b>	<b>1</b>	<b>2</b>	<b>2.0</b>	<b>2</b>	<b>0</b>

PUNT RETURNS	NO	YDS	AVG	LG	TD
No Punt Returns					

TOP DEFENSE	TOT	SOLO	AST	SCK	YDS	INT
Tre'von Moehrig	10	7	3	0.0	0.0	0
Marcus Epps	9	9	0	0.0	0.0	0
Maxx Crosby	8	5	3	0.0	0.0	0

FIELD GOALS	FGM/FGA	PERCENT	RESULTS
No Field Goals			

**SACKS**  
Nate Hobbs [1.0/8.0]

#### DETROIT LIONS

PASSING	ATT	CP	YDS	SK/YD	TD	LG	INT	RTG
Jared Goff	37	26	272	0/0	1	44	1	89.0
Amon-Ra St. Brown	0	0	0	1/8	0	0	0	0.0
<b>TOTAL</b>	<b>37</b>	<b>26</b>	<b>272</b>	<b>1/8</b>	<b>1</b>	<b>44</b>	<b>1</b>	<b>89.0</b>

RUSHING	ATT	YDS	AVG	LG	TD
Jahmyr Gibbs	26	152	5.8	27t	1
Craig Reynolds	14	74	5.3	13	0
Jared Goff	2	-2	-1.0	-1	0
Kalif Raymond	1	-2	-2.0	-2	0
<b>TOTAL</b>	<b>43</b>	<b>222</b>	<b>5.2</b>	<b>27T</b>	<b>1</b>

RECEIVING	NO	YDS	AVG	LG	TD
Sam LaPorta	8	57	7.1	18t	1
Amon-Ra St. Brown	6	108	18.0	44	0
Jahmyr Gibbs	5	37	7.4	14	0
Kalif Raymond	2	24	12.0	14	0
Jameson Williams	2	16	8.0	22	0
Josh Reynolds	1	13	13.0	13	0
Craig Reynolds	1	12	12.0	12	0
Brock Wright	1	5	5.0	5	0
<b>TOTAL</b>	<b>26</b>	<b>272</b>	<b>10.5</b>	<b>44</b>	<b>1</b>

PUNTING	NO	YDS	AVG	TB	I20	LG
Jack Fox	1	48	48.0	0	0	48
<b>TOTAL</b>	<b>1</b>	<b>48</b>	<b>48.0</b>	<b>0</b>	<b>0</b>	<b>48</b>

KICKOFF RETURNS	NO	YDS	AVG	TB	LG	TD
Khalil Dorsey	2	31	15.5	18	0	0
<b>TOTAL</b>	<b>2</b>	<b>31</b>	<b>15.5</b>	<b>18</b>	<b>0</b>	<b>0</b>

PUNT RETURNS	NO	YDS	AVG	LG	TD
Kalif Raymond	2	18	9.0	9	0
<b>TOTAL</b>	<b>2</b>	<b>18</b>	<b>9.0</b>	<b>9</b>	<b>0</b>

TOP DEFENSE	TOT	SOLO	AST	SCK	YDS	INT
Alex Anzalone	7	5	2	2.0	15.0	0
Brian Branch	6	3	3	0.0	0.0	0
Tracy Walker	6	3	3	1.0	8.0	0

FIELD GOALS	FGM/FGA	PERCENT	RESULTS
Riley Patterson	4-5	80.0	44G, 31G, 33G, 52G, 26WR
<b>TOTAL</b>	<b>4-5</b>	<b>80.0</b>	

**SACKS**  
Alex Anzalone [2.0/15.0], Tracy Walker [1.0/8.0], Alim McNeill [2.0/19.0], Julian Okwara [1.0/7.0]

#### Team Statistics

	Raiders	Lions
First Downs	12	29
3rd-Down Eff. (Made/Att/Pct)	1/9/11%	6/14/43%
4th-Down Eff. (Made/Att/Pct)	0/3/0%	1/1/100%
Total Net Yards	157	486
Total Plays	45	81
Yards Per Play	3.5	6.0
Rushes/Net Yards	18/80	43/222
Net Passing	77	264
Pass Attempts/Completions	21/10	37/26
Had Intercepted	1	1
Sacked/Yards Lost	6/49	1/8
Punts/Average	5/48.4	1/48.0
Penalties/Yards	4/40	5/55
Fumbles/Lost	1/0	2/2
Possession Time	20:27	39:33



## WEEK 9

**New York Giants 6, Las Vegas Raiders 30**  
**62,082 Allegiant Stadium Nov 5, 2023**



**New York Giants** ..... 0    0    0    6 — 6  
**Las Vegas Raiders** ..... 7    17    3    3 — 30

### SCORING DRIVES

TEAM	QTR	TIME	SCORING PLAY	NYG	LV
Raiders	1	09:45	J.Meyers 17 yd. run (D.Carlson kick) (6-67, 3:50)	0	7
Raiders	2	05:06	J.Jacobs 2 yd. run (D.Carlson kick) (8-65, 4:02)	0	14
Raiders	2	01:57	J.Jacobs 1 yd. run (D.Carlson kick) (4-60, 1:39)	0	21
Raiders	2	00:04	D.Carlson 24 yd. Field Goal (6-20, 1:41)	0	24
Raiders	3	08:23	D.Carlson 46 yd. Field Goal (14-47, 6:37)	0	27
Giants	4	14:11	W.Robinson 9 yd. pass from T.DeVito (pass failed) (11-84, 5:53)	6	27
Raiders	4	09:29	D.Carlson 41 yd. Field Goal (4-5, 0:53)	6	30

### NEW YORK GIANTS

PASSING	ATT	CP	YDS	SK/YD	TD	LG	INT	RTG
Tommy DeVito	20	15	175	6/29	1	34	2	78.1
Daniel Jones	9	4	25	2/17	0	9	0	51.6
<b>TOTAL</b>	<b>29</b>	<b>19</b>	<b>200</b>	<b>8/46</b>	<b>1</b>	<b>34</b>	<b>2</b>	<b>68.2</b>

RUSHING	ATT	YDS	AVG	LG	TD
Saquon Barkley	16	90	5.6	26	0
Tommy DeVito	4	17	4.3	5	0
Daniel Jones	2	9	4.5	9	0
Matt Breida	2	5	2.5	3	0
Deon Jackson	1	2	2.0	2	0
<b>TOTAL</b>	<b>25</b>	<b>123</b>	<b>4.9</b>	<b>26</b>	<b>0</b>

RECEIVING	NO	YDS	AVG	LG	TD
Darius Slayton	4	59	14.8	34	0
Wan'Dale Robinson	4	35	8.8	12	1
Daniel Bellinger	3	43	14.3	23	0
Saquon Barkley	3	23	7.7	12	0
Jalin Hyatt	2	19	9.5	13	0
Parris Campbell	2	15	7.5	10	0
Matt Breida	1	6	6.0	6	0
<b>TOTAL</b>	<b>19</b>	<b>200</b>	<b>10.5</b>	<b>34</b>	<b>1</b>

PUNTING	NO	YDS	AVG	TB	I20	LG
Jamie Gillan	4	169	42.3	0	1	48
<b>TOTAL</b>	<b>4</b>	<b>169</b>	<b>42.0</b>	<b>0</b>	<b>1</b>	<b>48</b>

KICKOFF RETURNS	NO	YDS	AVG	LG	TD
Parris Campbell	5	110	22.0	30	0
<b>TOTAL</b>	<b>5</b>	<b>110</b>	<b>22.0</b>	<b>30</b>	<b>0</b>

PUNT RETURNS	NO	YDS	AVG	LG	TD
Gunner Olszewski	3	33	11.0	17	0
<b>TOTAL</b>	<b>3</b>	<b>33</b>	<b>11.0</b>	<b>17</b>	<b>0</b>

TOP DEFENSE	TOT	SOLO	AST	SCK	YDS	INT
Xavier McKinney	10	7	3	0.0	0.0	0
Deonte Banks	7	4	3	0.0	0.0	0
Bobby Okereke	7	3	4	0.0	0.0	0

FIELD GOALS	FGM/FGA	PERCENT	RESULTS
			No Field Goals

SACKS
No Sacks

### LAS VEGAS RAIDERS

PASSING	ATT	CP	YDS	SK/YD	TD	LG	INT	RTG
Aidan O'Connell	25	16	209	0/0	0	50	0	90.2
<b>TOTAL</b>	<b>25</b>	<b>16</b>	<b>209</b>	<b>0/0</b>	<b>0</b>	<b>50</b>	<b>0</b>	<b>90.3</b>

RUSHING	ATT	YDS	AVG	LG	TD
Josh Jacobs	26	98	3.8	15	2
Jakobi Meyers	1	17	17.0	17t	1
Ameer Abdullah	2	8	4.0	5	0
Tre Tucker	1	4	4.0	4	0
Zamir White	4	-2	-0.5	5	0
<b>TOTAL</b>	<b>34</b>	<b>125</b>	<b>3.7</b>	<b>17T</b>	<b>3</b>

RECEIVING	NO	YDS	AVG	LG	TD
Davante Adams	4	34	8.5	12	0
Tre Tucker	2	52	26.0	50	0
Jakobi Meyers	2	38	19.0	24	0
Hunter Renfrow	2	32	16.0	19	0
Ameer Abdullah	2	17	8.5	11	0
Michael Mayer	2	11	5.5	7	0
DeAndre Carter	1	15	15.0	15	0
Austin Hooper	1	10	10.0	10	0
<b>TOTAL</b>	<b>16</b>	<b>209</b>	<b>13.1</b>	<b>50</b>	<b>0</b>

PUNTING	NO	YDS	AVG	TB	I20	LG
AJ Cole	5	318	63.6	2	1	69
<b>TOTAL</b>	<b>5</b>	<b>318</b>	<b>63.0</b>	<b>2</b>	<b>1</b>	<b>69</b>

KICKOFF RETURNS	NO	YDS	AVG	TB	LG	TD

No Kickoff Returns

PUNT RETURNS	NO	YDS	AVG	LG	TD
DeAndre Carter	1	6	6.0	6	0
<b>TOTAL</b>	<b>1</b>	<b>6</b>	<b>6.0</b>	<b>6</b>	<b>0</b>

TOP DEFENSE	TOT	SOLO	AST	SCK	YDS	INT
Robert Spillane	9	5	4	0.5	4.0	0
Maxx Crosby	8	6	2	3.0	12.0	0
Nate Hobbs	7	3	4	0.0	0.0	1

FIELD GOALS	FGM/FGA	PERCENT	RESULTS
Daniel Carlson	3-3	100.0	24G, 46G, 41G
<b>TOTAL</b>	<b>3-3</b>	<b>100.0</b>	

SACKS
Robert Spillane [0.5/4.0], Maxx Crosby [3.0/12.0], Tre'ven Moehrig [1.0/13.0], Tyree Wilson [0.5/4.0], Malcolm Koonce [1.0/10.0], Adam Butler [1.0/2.0], Bilal Nichols [1.0/1.0]

### Team Statistics

	Giants	Raiders
First Downs	15	15
3rd-Down Eff. (Made/Att/Pct)	3/12/25%	5/14/36%
4th-Down Eff. (Made/Att/Pct)	1/5/20%	0/1/0%
Total Net Yards	277	334
Total Plays	62	59
Yards Per Play	4.5	5.7
Rushes/Net Yards	25/123	34/125
Net Passing	154	209
Pass Attempts/Completions	29/19	25/16
Had Intercepted	2	0
Sacked/Yards Lost	8/46	0/0
Punts/Average	4/42.3	5/63.6
Penalties/Yards	3/8	4/30
Fumbles/Lost	1/0	0/0
Possession Time	31:04	28:56



**WEEK 10**  
**New York Jets 12, Las Vegas Raiders 16**  
**62,383 Allegiant Stadium Nov 12, 2023**



New York Jets .....	6	3	0	3	—	12
Las Vegas Raiders .....	3	3	3	7	—	16

**SCORING DRIVES**

TEAM	QTR	TIME	SCORING PLAY	NYJ	LV
Jets	1	10:13	G.Zuerlein 47 yd. Field Goal (8-49, 3:13)	3	0
Raiders	1	06:15	D.Carlson 41 yd. Field Goal (6-53, 3:58)	3	3
Jets	1	01:11	G.Zuerlein 53 yd. Field Goal (9-40, 5:04)	6	3
Jets	2	11:48	G.Zuerlein 30 yd. Field Goal (8-14, 3:39)	9	3
Raiders	2	00:00	D.Carlson 54 yd. Field Goal (8-44, 0:52)	9	6
Raiders	3	02:36	D.Carlson 40 yd. Field Goal (11-23, 6:12)	9	9
Raiders	4	14:10	M.Mayer 7 yd. pass from A.O'Connell (D.Carlson kick) (5-53, 1:36)	9	16
Jets	4	11:58	G.Zuerlein 45 yd. Field Goal (6-48, 2:12)	12	16

**NEW YORK JETS**

PASSING	ATT	CP	YDS	SK/YD	TD	LG	INT	RTG
Zach Wilson	39	23	263	2/6	0	41	1	68.6
Garrett Wilson	1	0	0	0/0	0	0	0	39.6
<b>TOTAL</b>	<b>40</b>	<b>23</b>	<b>263</b>	<b>2/6</b>	<b>0</b>	<b>41</b>	<b>1</b>	<b>67.0</b>

RUSHING	ATT	YDS	AVG	LG	TD
Zach Wilson	4	54	13.5	20	0
Breece Hall	13	28	2.2	7	0
Dalvin Cook	4	26	6.5	10	0
<b>TOTAL</b>	<b>21</b>	<b>108</b>	<b>5.1</b>	<b>20</b>	<b>0</b>

RECEIVING	NO	YDS	AVG	LG	TD
Garrett Wilson	9	93	10.3	41	0
Tyler Conklin	7	70	10.0	27	0
Breece Hall	3	47	15.7	35	0
Xavier Gipson	1	24	24.0	24	0
Allen Lazard	1	17	17.0	17	0
Malik Taylor	1	6	6.0	6	0
C.J. Uzomah	1	6	6.0	6	0
<b>TOTAL</b>	<b>23</b>	<b>263</b>	<b>11.4</b>	<b>41</b>	<b>0</b>

PUNTING	NO	YDS	AVG	TB	I20	LG
Thomas Morstead	5	276	55.2	2	0	62
<b>TOTAL</b>	<b>5</b>	<b>276</b>	<b>55.0</b>	<b>2</b>	<b>0</b>	<b>62</b>

KICKOFF RETURNS	NO	YDS	AVG	LG	TD
Xavier Gipson	1	14	14.0	14	0
<b>TOTAL</b>	<b>1</b>	<b>14</b>	<b>14.0</b>	<b>14</b>	<b>0</b>

PUNT RETURNS	NO	YDS	AVG	LG	TD
Xavier Gipson	1	5	5.0	5	0
<b>TOTAL</b>	<b>1</b>	<b>5</b>	<b>5.0</b>	<b>5</b>	<b>0</b>

TOP DEFENSE	TOT	SOLO	AST	SCK	YDS	INT
C.J. Mosley	15	6	9	0.0	0.0	0
Jordan Whitehead	9	4	5	0.0	0.0	1
Quincy Williams	7	4	3	0.0	0.0	0

FIELD GOALS	FGM/FGA	PERCENT	RESULTS
Greg Zuerlein	4-4	100.0	47G, 53G, 30G, 45G
<b>TOTAL</b>	<b>4-4</b>	<b>100.0</b>	

**SACKS**  
 Quinnen Williams [0.5/4.0], Solomon Thomas [1.0/8.0], Jermaine Johnson [0.5/4.0], John Franklin-Myers [1.0/11.0]

**LAS VEGAS RAIDERS**

PASSING	ATT	CP	YDS	SK/YD	TD	LG	INT	RTG
Aidan O'Connell	27	16	153	3/27	1	42	1	72.0
<b>TOTAL</b>	<b>27</b>	<b>16</b>	<b>153</b>	<b>3/27</b>	<b>1</b>	<b>42</b>	<b>1</b>	<b>72.0</b>

RUSHING	ATT	YDS	AVG	LG	TD
Josh Jacobs	27	116	4.3	40	0
DeAndre Carter	1	15	15.0	15	0
Tre Tucker	1	9	9.0	9	0
Zamir White	1	5	5.0	5	0
Aidan O'Connell	2	3	1.5	3	0
<b>TOTAL</b>	<b>32</b>	<b>148</b>	<b>4.6</b>	<b>40</b>	<b>0</b>

RECEIVING	NO	YDS	AVG	LG	TD
Davante Adams	6	86	14.3	42	0
Michael Mayer	3	19	6.3	7t	1
Jakobi Meyers	2	21	10.5	13	0
Josh Jacobs	2	11	5.5	8	0
Austin Hooper	1	7	7.0	7	0
Hunter Renfrow	1	5	5.0	5	0
Ameer Abdullah	1	4	4.0	4	0
<b>TOTAL</b>	<b>16</b>	<b>153</b>	<b>9.6</b>	<b>42</b>	<b>1</b>

PUNTING	NO	YDS	AVG	TB	I20	LG
AJ Cole	5	253	50.6	1	3	63
<b>TOTAL</b>	<b>5</b>	<b>253</b>	<b>50.0</b>	<b>1</b>	<b>3</b>	<b>63</b>

KICKOFF RETURNS	NO	YDS	AVG	TB	LG	TD
DeAndre Carter	1	25	25.0	25	0	0
<b>TOTAL</b>	<b>1</b>	<b>25</b>	<b>25.0</b>	<b>25</b>	<b>0</b>	<b>0</b>

PUNT RETURNS	NO	YDS	AVG	LG	TD
DeAndre Carter	3	49	16.3	32	0
<b>TOTAL</b>	<b>3</b>	<b>49</b>	<b>16.3</b>	<b>32</b>	<b>0</b>

TOP DEFENSE	TOT	SOLO	AST	SCK	YDS	INT
Divine Deablo	7	4	3	0.0	0.0	0
Robert Spillane	7	4	3	1.0	1.0	1
Nate Hobbs	5	5	0	0.0	0.0	0

FIELD GOALS	FGM/FGA	PERCENT	RESULTS
Daniel Carlson	3-3	100.0	41G, 54G, 40G
<b>TOTAL</b>	<b>3-3</b>	<b>100.0</b>	

**SACKS**  
 Robert Spillane [1.0/1.0], Malcolm Koonce [1.0/5.0]

**Team Statistics**

	Jets	Raiders
First Downs	14	15
3rd-Down Eff. (Made/Att/Pct)	7/16/44%	5/15/33%
4th-Down Eff. (Made/Att/Pct)	0/0/0%	2/2/100%
Total Net Yards	365	274
Total Plays	63	62
Yards Per Play	5.8	4.4
Rushes/Net Yards	21/108	32/148
Net Passing	257	126
Pass Attempts/Completions	40/23	27/16
Had Intercepted	1	1
Sacked/Yards Lost	2/6	3/27
Punts/Average	5/55.2	5/50.6
Penalties/Yards	8/83	3/25
Fumbles/Lost	1/0	3/1
Possession Time	29:42	30:18



**WEEK 11**  
**Las Vegas Raiders 13, Miami Dolphins 20**  
**66,026** **Hard Rock Stadium** **Nov 19, 2023**



Las Vegas Raiders ..... **10**    **3**    **0**    **0** — **13**  
 Miami Dolphins ..... **7**    **7**    **6**    **0** — **20**

**SCORING DRIVES**

TEAM	QTR	TIME	SCORING PLAY	LV	MIA
Raiders	1	06:41	D.Carlson 34 yd. Field Goal (7-14, 4:17)	3	0
Dolphins	1	02:03	T.Hill 38 yd. pass from T.Tagovailoa (J.Sanders kick) (8-75, 4:38)	3	7
Raiders	1	00:01	D.Adams 46 yd. pass from A.O'Connell (D.Carlson kick) (4-75, 2:02)	10	7
Dolphins	2	02:28	S.Ahmed 11 yd. pass from T.Tagovailoa (J.Sanders kick) (9-63, 5:03)	10	14
Raiders	2	00:05	D.Carlson 47 yd. Field Goal (4-3, 0:53)	13	14
Dolphins	3	05:26	J.Sanders 41 yd. Field Goal (7-30, 2:47)	13	17
Dolphins	3	00:25	J.Sanders 51 yd. Field Goal (8-52, 3:27)	13	20

**LAS VEGAS RAIDERS**

PASSING	ATT	CP	YDS	SK/YD	TD	LG	INT	RTG
Aidan O'Connell	41	24	271	2/11	1	46t	3	56.0
<b>TOTAL</b>	<b>41</b>	<b>24</b>	<b>271</b>	<b>2/11</b>	<b>1</b>	<b>46T</b>	<b>3</b>	<b>56.0</b>

RUSHING	ATT	YDS	AVG	LG	TD
Josh Jacobs	14	39	2.8	9	0
Aidan O'Connell	1	3	3.0	3	0
Tre Tucker	1	-6	-6.0	-6	0
<b>TOTAL</b>	<b>16</b>	<b>36</b>	<b>2.3</b>	<b>9</b>	<b>0</b>

RECEIVING	NO	YDS	AVG	LG	TD
Davante Adams	7	82	11.7	46t	1
Hunter Renfrow	5	42	8.4	31	0
Jakobi Meyers	4	49	12.3	24	0
Michael Mayer	4	46	11.5	17	0
Tre Tucker	2	36	18.0	19	0
Josh Jacobs	1	12	12.0	12	0
Ameer Abdullah	1	4	4.0	4	0
<b>TOTAL</b>	<b>24</b>	<b>271</b>	<b>11.3</b>	<b>46T</b>	<b>1</b>

PUNTING	NO	YDS	AVG	TB	I20	LG
AJ Cole	6	315	52.5	0	2	61
<b>TOTAL</b>	<b>6</b>	<b>315</b>	<b>52.0</b>	<b>0</b>	<b>2</b>	<b>61</b>

KICKOFF RETURNS	NO	YDS	AVG	LG	TD
No Kickoff Returns					

PUNT RETURNS	NO	YDS	AVG	LG	TD
DeAndre Carter	1	12	12.0	12	0
<b>TOTAL</b>	<b>1</b>	<b>12</b>	<b>12.0</b>	<b>12</b>	<b>0</b>

TOP DEFENSE	TOT	SOLO	AST	SCK	YDS	INT
Robert Spillane	13	6	7	0.0	0.0	0
Tre'von Moehrig	10	7	3	0.0	0.0	0
Nate Hobbs	8	6	2	0.0	0.0	0

FIELD GOALS	FGM/FGA	PERCENT	RESULTS
Daniel Carlson	2-2	100.0	34G, 47G
<b>TOTAL</b>	<b>2-2</b>	<b>100.0</b>	

**SACKS**  
 Maxx Crosby [1.0/2.0]

**MIAMI DOLPHINS**

PASSING	ATT	CP	YDS	SK/YD	TD	LG	INT	RTG
Tua Tagovailoa	39	28	325	1/2	2	38t	1	103.0
<b>TOTAL</b>	<b>39</b>	<b>28</b>	<b>325</b>	<b>1/2</b>	<b>2</b>	<b>38T</b>	<b>1</b>	<b>103.0</b>

RUSHING	ATT	YDS	AVG	LG	TD
Raheem Mostert	22	86	3.9	10	0
Salvon Ahmed	3	6	2.0	3	0
Tua Tagovailoa	2	6	3.0	7	0
De'Von Achane	1	1	1.0	1	0
<b>TOTAL</b>	<b>28</b>	<b>99</b>	<b>3.5</b>	<b>10</b>	<b>0</b>

RECEIVING	NO	YDS	AVG	LG	TD
Tyreek Hill	10	146	14.6	38t	1
Jaylen Waddle	4	55	13.8	19	0
Salvon Ahmed	3	25	8.3	11t	1
Cedrick Wilson Jr.	3	23	7.7	12	0
Alec Ingold	3	16	5.3	9	0
Robbie Chosen	2	39	19.5	30	0
Julian Hill	1	10	10.0	10	0
Raheem Mostert	1	7	7.0	7	0
De'Von Achane	1	4	4.0	4	0
<b>TOTAL</b>	<b>28</b>	<b>325</b>	<b>11.6</b>	<b>38T</b>	<b>2</b>

PUNTING	NO	YDS	AVG	TB	I20	LG
Jake Bailey	3	143	47.7	0	2	66
<b>TOTAL</b>	<b>3</b>	<b>143</b>	<b>47.0</b>	<b>0</b>	<b>2</b>	<b>66</b>

KICKOFF RETURNS	NO	YDS	AVG	TB	LG	TD
No Kickoff Returns						

PUNT RETURNS	NO	YDS	AVG	LG	TD
Cedrick Wilson Jr.	3	30	10.0	14	0
<b>TOTAL</b>	<b>3</b>	<b>30</b>	<b>10.0</b>	<b>14</b>	<b>0</b>

TOP DEFENSE	TOT	SOLO	AST	SCK	YDS	INT
Xavien Howard	8	6	2	0.0	0.0	0
Jerome Baker	7	6	1	0.0	0.0	0
Jaelan Phillips	6	5	1	2.0	11.0	1

FIELD GOALS	FGM/FGA	PERCENT	RESULTS
Jason Sanders	2-3	66.7	50WL, 41G, 51G
<b>TOTAL</b>	<b>2-3</b>	<b>66.0</b>	

**SACKS**  
 Jaelan Phillips [2.0/11.0]

**Team Statistics**

	Raiders	Dolphins
First Downs	12	21
3rd-Down Eff. (Made/Att/Pct)	4/14/29%	3/11/27%
4th-Down Eff. (Made/Att/Pct)	0/2/0%	0/1/0%
Total Net Yards	296	422
Total Plays	59	68
Yards Per Play	5.0	6.2
Rushes/Net Yards	16/36	28/99
Net Passing	260	323
Pass Attempts/Completions	41/24	39/28
Had Intercepted	3	1
Sacked/Yards Lost	2/11	1/2
Punts/Average	6/52.5	3/47.7
Penalties/Yards	5/41	5/44
Fumbles/Lost	0/0	2/2
Possession Time	27:45	32:15





## WEEK 12

**Kansas City Chiefs 31, Las Vegas Raiders 17**  
**62,441 Allegiant Stadium Nov 26, 2023**



<b>Kansas City Chiefs</b> .....	<b>0</b>	<b>14</b>	<b>7</b>	<b>10</b>	<b>—</b>	<b>31</b>
<b>Las Vegas Raiders</b> .....	<b>7</b>	<b>7</b>	<b>3</b>	<b>0</b>	<b>—</b>	<b>17</b>

### SCORING DRIVES

TEAM	QTR	TIME	SCORING PLAY	KC	LV
Raiders	1	09:32	J.Meyers 18 yd. pass from A.O'Connell (D.Carlson kick) (9-75, 5:28)	0	7
Raiders	2	12:41	J.Jacobs 63 yd. run (D.Carlson kick) (2-77, 0:42)	0	14
Chiefs	2	06:38	I.Pacheco 1 yd. run (H.Butker kick) (12-71, 6:03)	7	14
Chiefs	2	00:25	Ju.Watson 3 yd. pass from P.Mahomes (H.Butker kick) (8-79, 3:12)	14	14
Chiefs	3	09:15	I.Pacheco 1 yd. run (H.Butker kick) (10-75, 5:45)	21	14
Raiders	3	02:09	D.Carlson 34 yd. Field Goal (8-60, 4:05)	21	17
Chiefs	4	13:40	R.Rice 39 yd. pass from P.Mahomes (H.Butker kick) (6-75, 3:29)	28	17
Chiefs	4	03:11	H.Butker 32 yd. Field Goal (6-3, 3:18)	31	17

### KANSAS CITY CHIEFS

PASSING	ATT	CP	YDS	SK/YD	TD	LG	INT	RTG
Patrick Mahomes	34	27	298	1/7	2	39t	0	122.8
<b>TOTAL</b>	<b>34</b>	<b>27</b>	<b>298</b>	<b>1/7</b>	<b>2</b>	<b>39T</b>	<b>0</b>	<b>122.8</b>

RUSHING	ATT	YDS	AVG	LG	TD
Isiah Pacheco	15	55	3.7	8	2
Patrick Mahomes	5	9	1.8	7	0
Clyde Edwards-Helaire	3	5	1.7	5	0
<b>TOTAL</b>	<b>23</b>	<b>69</b>	<b>3.0</b>	<b>8</b>	<b>2</b>

RECEIVING	NO	YDS	AVG	LG	TD
Rashee Rice	8	107	13.4	39t	1
Travis Kelce	6	91	15.2	27	0
Isiah Pacheco	5	34	6.8	14	0
Sky Moore	3	34	11.3	18	0
Noah Gray	3	30	10.0	13	0
Justin Watson	1	3	3.0	3t	1
Marquez Valdes-Scantling	1	-1	-1.0	-1	0
<b>TOTAL</b>	<b>27</b>	<b>298</b>	<b>11.0</b>	<b>39T</b>	<b>2</b>

PUNTING	NO	YDS	AVG	TB	I20	LG
Tommy Townsend	4	211	52.8	0	2	57
<b>TOTAL</b>	<b>4</b>	<b>211</b>	<b>52.0</b>	<b>0</b>	<b>2</b>	<b>57</b>

KICKOFF RETURNS	NO	YDS	AVG	LG	TD
Richie James	1	29	29.0	29	0
<b>TOTAL</b>	<b>1</b>	<b>29</b>	<b>29.0</b>	<b>29</b>	<b>0</b>

PUNT RETURNS	NO	YDS	AVG	LG	TD
Richie James	1	10	10.0	10	0
<b>TOTAL</b>	<b>1</b>	<b>10</b>	<b>10.0</b>	<b>10</b>	<b>0</b>

TOP DEFENSE	TOT	SOLO	AST	SCK	YDS	INT
L'Jarvis Sneed	9	7	2	0.0	0.0	0
Justin Reid	9	5	4	0.0	0.0	0
Drue Tranquill	8	6	2	0.0	0.0	0

FIELD GOALS	FGM/FGA	PERCENT	RESULTS
Harrison Butker	1-1	100.0	32G
<b>TOTAL</b>	<b>1-1</b>	<b>100.0</b>	

**SACKS**  
 George Karlaftis [1.0/13.0]

### LAS VEGAS RAIDERS

PASSING	ATT	CP	YDS	SK/YD	TD	LG	INT	RTG
Aidan O'Connell	33	23	248	1/13	1	33	0	101.6
Jakobi Meyers	1	0	0	0/0	0	0	0	39.6
<b>TOTAL</b>	<b>34</b>	<b>23</b>	<b>248</b>	<b>1/13</b>	<b>1</b>	<b>33</b>	<b>0</b>	<b>98.7</b>

RUSHING	ATT	YDS	AVG	LG	TD
Josh Jacobs	20	110	5.5	63t	1
Ameer Abdullah	1	11	11.0	11	0
Jakobi Meyers	1	2	2.0	2	0
Zamir White	1	0	0.0	0	0
<b>TOTAL</b>	<b>23</b>	<b>123</b>	<b>5.3</b>	<b>63T</b>	<b>1</b>

RECEIVING	NO	YDS	AVG	LG	TD
Jakobi Meyers	6	79	13.2	33	1
Davante Adams	5	73	14.6	33	0
Hunter Renfrow	4	38	9.5	16	0
Josh Jacobs	4	15	3.8	8	0
Michael Mayer	2	27	13.5	17	0
Austin Hooper	1	14	14.0	14	0
Ameer Abdullah	1	2	2.0	2	0
<b>TOTAL</b>	<b>23</b>	<b>248</b>	<b>10.8</b>	<b>33</b>	<b>1</b>

PUNTING	NO	YDS	AVG	TB	I20	LG
AJ Cole	3	117	39.0	0	1	51
<b>TOTAL</b>	<b>3</b>	<b>117</b>	<b>39.0</b>	<b>0</b>	<b>1</b>	<b>51</b>

KICKOFF RETURNS	NO	YDS	AVG	TB	LG	TD
DeAndre Carter	1	25	25.0	25	0	0
<b>TOTAL</b>	<b>1</b>	<b>25</b>	<b>25.0</b>	<b>25</b>	<b>0</b>	<b>0</b>

PUNT RETURNS	NO	YDS	AVG	LG	TD
DeAndre Carter	1	13	13.0	13	0
<b>TOTAL</b>	<b>1</b>	<b>13</b>	<b>13.0</b>	<b>13</b>	<b>0</b>

TOP DEFENSE	TOT	SOLO	AST	SCK	YDS	INT
Robert Spillane	11	6	5	0.0	0.0	0
Nate Hobbs	8	7	1	0.0	0.0	0
Jack Jones	5	5	0	0.0	0.0	0

FIELD GOALS	FGM/FGA	PERCENT	RESULTS
Daniel Carlson	1-2	50.0	30WR, 34G
<b>TOTAL</b>	<b>1-2</b>	<b>50.0</b>	

**SACKS**  
 Maxx Crosby [1.0/7.0]

### Team Statistics

	Chiefs	Raiders
First Downs	23	16
3rd-Down Eff. (Made/Att/Pct)	5/11/45%	7/14/50%
4th-Down Eff. (Made/Att/Pct)	0/0/0%	0/2/0%
Total Net Yards	360	358
Total Plays	58	58
Yards Per Play	6.2	6.2
Rushes/Net Yards	23/69	23/123
Net Passing	291	235
Pass Attempts/Completions	34/27	34/23
Had Intercepted	0	0
Sacked/Yards Lost	1/7	1/13
Punts/Average	4/52.8	3/39.0
Penalties/Yards	4/40	0/0
Fumbles/Lost	0/0	0/0
Possession Time	30:45	29:15



## WEEK 14

### Minnesota Vikings 3, Las Vegas Raiders 0

62,626 Allegiant Stadium Dec 10, 2023



Minnesota Vikings ..... 0    0    0    3 — 3  
 Las Vegas Raiders ..... 0    0    0    0 — 0

#### SCORING DRIVES

TEAM	QTR	TIME	SCORING PLAY	MIN	LV
Vikings	4	01:57	G.Joseph 36 yd. Field Goal (13-56, 3:22)	3	0

#### MINNESOTA VIKINGS

#### LAS VEGAS RAIDERS

PASSING	ATT	CP	YDS	SK/YD	TD	LG	INT	RTG
Nick Mullens	13	9	83	0/0	0	26	0	86.4
Joshua Dobbs	23	10	63	5/47	0	15	0	50.8
<b>TOTAL</b>	<b>36</b>	<b>19</b>	<b>146</b>	<b>5/47</b>	<b>0</b>	<b>26</b>	<b>0</b>	<b>63.0</b>

PASSING	ATT	CP	YDS	SK/YD	TD	LG	INT	RTG
Aidan O'Connell	32	21	171	4/25	0	38	1	66.0
<b>TOTAL</b>	<b>32</b>	<b>21</b>	<b>171</b>	<b>4/25</b>	<b>0</b>	<b>38</b>	<b>1</b>	<b>66.0</b>

RUSHING	ATT	YDS	AVG	LG	TD
Alexander Mattison	10	66	6.6	16	0
Ty Chandler	12	35	2.9	7	0
Joshua Dobbs	5	21	4.2	12	0
C.J. Ham	1	7	7.0	7	0
Kene Nwangwu	2	3	1.5	4	0
<b>TOTAL</b>	<b>30</b>	<b>132</b>	<b>4.4</b>	<b>16</b>	<b>0</b>

RUSHING	ATT	YDS	AVG	LG	TD
Josh Jacobs	13	34	2.6	6	0
Ameer Abdullah	1	12	12.0	12	0
Zamir White	2	8	4.0	6	0
Aidan O'Connell	1	2	2.0	2	0
<b>TOTAL</b>	<b>17</b>	<b>56</b>	<b>3.3</b>	<b>12</b>	<b>0</b>

RECEIVING	NO	YDS	AVG	LG	TD
T.J. Hockenson	5	53	10.6	26	0
K.J. Osborn	4	15	3.8	12	0
Ty Chandler	3	7	2.3	6	0
Jordan Addison	2	27	13.5	20	0
Justin Jefferson	2	27	13.5	15	0
Jalen Nailor	2	13	6.5	9	0
Johnny Mundt	1	4	4.0	4	0
<b>TOTAL</b>	<b>19</b>	<b>146</b>	<b>7.7</b>	<b>26</b>	<b>0</b>

RECEIVING	NO	YDS	AVG	LG	TD
Davante Adams	7	53	7.6	24	0
Jakobi Meyers	5	25	5.0	12	0
Hunter Renfrow	3	46	15.3	38	0
Josh Jacobs	2	16	8.0	9	0
Ameer Abdullah	2	7	3.5	7	0
Michael Mayer	1	14	14.0	14	0
Austin Hooper	1	5	5.0	5	0
<b>TOTAL</b>	<b>21</b>	<b>171</b>	<b>8.1</b>	<b>38</b>	<b>0</b>

PUNTING	NO	YDS	AVG	TB	I20	LG
Greg Joseph	1	14	14.0	0	0	14
<b>TOTAL</b>	<b>1</b>	<b>14</b>	<b>14.0</b>	<b>0</b>	<b>0</b>	<b>14</b>

PUNTING	NO	YDS	AVG	TB	I20	LG
AJ Cole	8	433	54.1	2	2	83
<b>TOTAL</b>	<b>8</b>	<b>433</b>	<b>54.0</b>	<b>2</b>	<b>2</b>	<b>83</b>

KICKOFF RETURNS	NO	YDS	AVG	LG	TD
Kene Nwangwu	1	31	31.0	31	0
<b>TOTAL</b>	<b>1</b>	<b>31</b>	<b>31.0</b>	<b>31</b>	<b>0</b>

KICKOFF RETURNS	NO	YDS	AVG	TB	LG	TD
DeAndre Carter	1	16	16.0	16	0	
<b>TOTAL</b>	<b>1</b>	<b>16</b>	<b>16.0</b>	<b>16</b>	<b>0</b>	

PUNT RETURNS	NO	YDS	AVG	LG	TD
Brandon Powell	5	48	9.6	25	0
<b>TOTAL</b>	<b>5</b>	<b>48</b>	<b>9.6</b>	<b>25</b>	<b>0</b>

PUNT RETURNS	NO	YDS	AVG	LG	TD
DeAndre Carter	4	39	9.8	14	0
Curtis Bolton	1	17	17.0	17	0
<b>TOTAL</b>	<b>5</b>	<b>56</b>	<b>11.2</b>	<b>17</b>	<b>0</b>

TOP DEFENSE	TOT	SOLO	AST	SCK	YDS	INT
Ivan Pace Jr.	13	7	6	1.0	7.0	1
Josh Metellus	7	4	3	0.0	0.0	0
Byron Murphy Jr.	5	4	1	0.0	0.0	0

TOP DEFENSE	TOT	SOLO	AST	SCK	YDS	INT
Maxx Crosby	10	7	3	2.0	20.0	0
Robert Spillane	10	7	3	1.0	10.0	0
Marcus Epps	6	3	3	0.0	0.0	0

FIELD GOALS	FGM/FGA	PERCENT	RESULTS
Greg Joseph	1-2	50.0	49WR, 36G
<b>TOTAL</b>	<b>1-2</b>	<b>50.0</b>	

FIELD GOALS	FGM/FGA	PERCENT	RESULTS
No Field Goals			

SACKS
Ivan Pace Jr. [1.0/7.0], D.J. Wonnum [1.0/10.0], Harrison Phillips [1.0/3.0], Troy Dye [1.0/5.0]

SACKS
Maxx Crosby [2.0/20.0], Robert Spillane [1.0/10.0], Tyree Wilson [1.0/8.0], Janarius Robinson [1.0/9.0]

### Team Statistics

	Vikings	Raiders
First Downs	16	8
3rd-Down Eff. (Made/Att/Pct)	8/20/40%	3/14/21%
4th-Down Eff. (Made/Att/Pct)	1/1/100%	2/2/100%
Total Net Yards	231	202
Total Plays	71	53
Yards Per Play	3.3	3.8
Rushes/Net Yards	30/132	17/56
Net Passing	99	146
Pass Attempts/Completions	36/19	32/21
Had Intercepted	0	1
Sacked/Yards Lost	5/47	4/25
Punts/Average	9/44.1	8/54.1
Penalties/Yards	5/36	4/37
Fumbles/Lost	0/0	3/2
Possession Time	32:11	27:49

# LAST WEEK'S GAME



NFL Copyright © 2020 by The National Football League. All rights reserved. This summary and play-by-play is for the express purpose of assisting media in their coverage of the game; any other use of this material is prohibited without the written permission of the National Football League.

Date: Sunday, 9/13/2020

## Las Vegas Raiders at Carolina Panthers

Start Time: 1:04 PM EST

at Bank of America Stadium, Charlotte, North Carolina

### Game Day Weather

Game Weather: Mostly Sunny  
 Played Open Stadium on Turf: Grass

Temp: 81° F (27.2° C) Humidity: 59%, Wind: N 5 mph

### Officials

Referee: Allen, Brad (122)	Umpire: Stritesky, Bruce (102)	Down Judge: Short, Danny (113)
Line Judge: Stewart, Mark (75)	Field Judge: Patterson, Rick (15)	Side Judge: Cheek, Boris (41)
Back Judge: Russell, Jimmy (82)	Replay Official: Wimmer, Mike (0)	

### Lineups

Las Vegas Raiders			Carolina Panthers				
Offense		Defense	Offense		Defense		
WR 11	H.Ruggs	DE 96	C.Ferrell	WR 12	D.Moore	DE 53	B.Burns
LT 74	K.Miller	DT 90	J.Hankins	T 76	R.Okung	DT 99	K.Short
LG 64	R.Incognito	DT 97	M.Collins	G 75	M.Schofield	DT 95	D.Brown
C 61	R.Hudson	DE 98	M.Crosby	C 61	M.Paradis	DE 91	S.Weatherly
RG 66	G.Jackson	SLB 50	N.Morrow	G 67	J.Miller	LB 54	S.Thompson
RT 77	T.Brown	MLB 44	N.Kwiatkoski	T 72	T.Moton	LB 52	T.Whitehead
TE 83	D.Waller	WLB 42	C.Littleton	TE 82	C.Manhertz	LB 21	J.Chinn
WR 89	B.Edwards	LCB 20	D.Arnette	WR 11	R.Anderson	CB 26	D.Jackson
QB 4	D.Carr	RCB 27	T.Mullen	RB 40	A.Armah	CB 25	T.Pride
RB 28	J.Jacobs	CB 25	E.Harris	QB 5	T.Bridgewater	SS 31	J.Burriss
FB 82	J.Witten	SS 24	J.Abram	RB 22	C.McCaffrey	FS 33	T.Boston

### Substitutions

K 2 D.Carlson, P 6 A.Cole, WR 12 Z.Jones, WR 13 H.Renfrow, WR 15 N.Agholor, DB 22 K.Nixon, RB 23 D.Booker, DB 29 L.Joyner, RB 30 J.Richard, DB 31 I.Johnson, DB 38 J.Heath, RB 45 A.Ingold, LS 47 T.Sieg, LB 54 R.McMillan, LB 58 K.Wilber, T 68 A.James, T 70 S.Young, T 71 D.Good, DT 73 M.Hurst, TE 85 D.Carrier, TE 87 F.Moreau, DT 91 K.Vickers, DE 94 C.Nassib, DE 99 A.Key

### Substitutions

P 3 J.Charlton, K 4 J.Slye, WR 10 C.Samuel, WR 14 P.Cooper, WR 15 S.Roberts, WR 16 B.Zylstra, DB 24 R.Douglas, RB 28 M.Davis, DB 29 C.Elder, RB 36 T.Cannon, DB 38 M.Hartsfield, OLB 42 S.Franklin, LS 44 J.Jansen, LB 50 J.Stanford, LB 56 J.Carter, LB 57 A.Taylor, C 69 T.Larsen, TE 80 I.Thomas, NT 92 Z.Kerr, DT 93 B.Roy, DE 94 E.Obada, DE 97 Y.Gross-Matos, DE 98 M.Haynes

### Did Not Play

QB 3 N.Peterman, DB 21 A.Robertson

### Did Not Play

QB 7 W.Grier, G 68 T.Scott, T 74 G.Little

### Not Active

DB 10 R.Gafford, DB 32 D.Leavitt, T 75 B.Parker, G 76 J.Simpson, DE 93 D.Ross

### Not Active

QB 6 P.Walker, DB 23 S.Thomas-Oliver, DE 55 S.Miller, T 65 D.Daley, TE 86 C.Thompson

### Field Goals (made ( ) & missed)

D.Carlson	(20) (54)	J.Slye	(47) (46) (31)
-----------	-----------	--------	----------------

		1	2	3	4	OT	Total
VISITOR:	Las Vegas Raiders	7	10	10	7	0	34
HOME:	Carolina Panthers	9	6	0	15	0	30

### Scoring Plays

Team	Qtr	Time	Play Description (Extra Point) (Drive Info)	Visitor	Home
Panthers	1	10:02	J.Slye 47 yd. Field Goal (8-34, 4:02)	0	3
Raiders	1	5:47	J.Jacobs 1 yd. run (D.Carlson kick) (8-75, 4:15)	7	3
Panthers	1	0:57	C.McCaffrey 6 yd. run (kick failed, wl) (10-63, 4:50)	7	9
Raiders	2	8:13	D.Carlson 20 yd. Field Goal (15-73, 7:44)	10	9
Panthers	2	5:03	J.Slye 46 yd. Field Goal (7-47, 3:10)	10	12
Raiders	2	1:54	N.Agholor 23 yd. pass from D.Carr (D.Carlson kick) (8-75, 3:09)	17	12
Panthers	2	0:00	J.Slye 31 yd. Field Goal (11-62, 1:54)	17	15
Raiders	3	9:38	D.Carlson 54 yd. Field Goal (6-15, 3:04)	20	15
Raiders	3	5:20	J.Jacobs 7 yd. run (D.Carlson kick) (6-40, 3:25)	27	15

NFL Copyright © 2020 by The National Football League. All rights reserved. This summary and play-by-play is for the express purpose of assisting media in their coverage of the game; any other use of this material is prohibited without the written permission of the National Football League.

Panthers	4	12:32	C.McCaffrey 3 yd. run (J.Slye kick) (17-75, 7:57)	27	22
Panthers	4	8:29	R.Anderson 75 yd. pass from T.Bridgewater (T.Bridgewater-R.Anderson pass) (2-77, 0:58)	27	30
Raiders	4	4:08	J.Jacobs 6 yd. run (D.Carlson kick) (9-75, 4:21)	34	30
Paid Attendance: 0				Time: 3:00	

Final Individual Statistics

Las Vegas Raiders

Carolina Panthers

RUSHING							RUSHING						
	ATT	YDS	AVG	LG	TD		ATT	YDS	AVG	LG	TD		
J.Jacobs	25	93	3.7	14	3	C.McCaffrey	23	96	4.2	15	2		
D.Booker	4	29	7.3	15	0	T.Bridgewater	4	26	6.5	13	0		
H.Ruggs	2	11	5.5	7	0	C.Samuel	1	5	5.0	5	0		
						A.Armah	2	1	0.5	1	0		
Total	31	133	4.3	15	3	Total	30	128	4.3	15	2		

PASSING									PASSING								
	ATT	CMP	YDS	SK/YD	TD	LG	IN	RT		ATT	CMP	YDS	SK/YD	TD	LG	IN	RT
D.Carr	30	22	239	0/0	1	45	0	107.5	T.Bridgewater	34	22	270	1/10	1	75	0	98.9
Total	30	22	239	0/0	1	45	0	107.5	Total	34	22	270	1/10	1	75	0	98.9

PASS RECEIVING							PASS RECEIVING						
	TAR	REC	YDS	AVG	LG	TD		TAR	REC	YDS	AVG	LG	TD
D.Waller	8	6	45	7.5	8	0	R.Anderson	8	6	115	19.2	75	1
J.Jacobs	6	4	46	11.5	29	0	C.Samuel	8	5	38	7.6	19	0
H.Ruggs	5	3	55	18.3	45	0	D.Moore	9	4	54	13.5	18	0
D.Booker	3	3	23	7.7	14	0	C.McCaffrey	4	3	38	12.7	16	0
H.Renfrow	2	2	21	10.5	11	0	I.Thomas	2	2	16	8.0	11	0
N.Agholor	1	1	23	23.0	23	1	S.Roberts	2	1	5	5.0	5	0
J.Richard	1	1	15	15.0	15	0	C.Manhertz	1	1	4	4.0	4	0
B.Edwards	1	1	9	9.0	9	0							
J.Witten	1	1	2	2.0	2	0							
Total	28	22	239	10.9	45	1	Total	34	22	270	12.3	75	1

INTERCEPTIONS						INTERCEPTIONS					
	NO	YDS	AVG	LG	TD		NO	YDS	AVG	LG	TD
Total	0	0	0	0	0	Total	0	0	0	0	0

PUNTING								PUNTING							
	NO	YDS	AVG	NET	TB	IN20	LG		NO	YDS	AVG	NET	TB	IN20	LG
A.Cole	3	127	42.3	32.7	0	0	52	J.Charlton	2	120	60.0	41.5	0	0	60
Total	3	127	42.3	32.7	0	0	52	Total	2	120	60.0	41.5	0	0	60

PUNT RETURNS								PUNT RETURNS							
	NO	YDS	AVG	FC	LG	TD		NO	YDS	AVG	FC	LG	TD		
H.Renfrow	2	37	18.5	0	27	0	P.Cooper	2	29	14.5	0	19	0		
							[OUT OF BOUNDS]	1	0	0.0	0	0	0		
Total	2	37	18.5	0	27	0	Total	2	29	14.5	0	19	0		

KICKOFF RETURNS								KICKOFF RETURNS							
	NO	YDS	AVG	FC	LG	TD		NO	YDS	AVG	FC	LG	TD		
[TOUCHBACK]	6	0	0.0	0	0	0	P.Cooper	4	109	27.3	0	38	0		
							[TOUCHBACK]	3	0	0.0	0	0	0		
Total	0	0	0.0	0	0	0	Total	4	109	27.3	0	38	0		

Las Vegas Raiders

FUMBLES												
	FUM	LOST	OWN-REC	YDS	TD	FORCED	OPP-REC	YDS	TD	OUT-BDS		
D.Booker	1	0	0	0	0	0	0	0	0	1		
Total	1	0	0	0	0	0	0	0	0	1		

Carolina Panthers

FUMBLES												
	FUM	LOST	OWN-REC	YDS	TD	FORCED	OPP-REC	YDS	TD	OUT-BDS		
T.Boston	0	0	0	0	0	1	0	0	0	0		
Total	0	0	0	0	0	1	0	0	0	0		

Final Team Statistics

	Visitor Raiders	Home Panthers
<b>TOTAL FIRST DOWNS</b>	23	22
By Rushing	10	8
By Passing	11	13
By Penalty	2	1
<b>THIRD DOWN EFFICIENCY</b>	6-11-55%	7-13-54%
<b>FOURTH DOWN EFFICIENCY</b>	0-0-0%	1-2-50%
<b>TOTAL NET YARDS</b>	372	388
Total Offensive Plays (inc. times thrown passing)	61	65
Average gain per offensive play	6.1	6.0
<b>NET YARDS RUSHING</b>	133	128
Total Rushing Plays	31	30
Average gain per rushing play	4.3	4.3
Tackles for a loss-number and yards	3-7	1-1
<b>NET YARDS PASSING</b>	239	260
Times thrown - yards lost attempting to pass	0-0	1-10
Gross yards passing	239	270
<b>PASS ATTEMPTS-COMPLETIONS-HAD INTERCEPTED</b>	30-22-0	34-22-0
Avg gain per pass play (inc.# thrown passing)	8.0	7.4
<b>KICKOFFS Number-In End Zone-Touchbacks</b>	7-5-3	6-6-6
<b>PUNTS Number and Average</b>	3-42.3	2-60.0
Had Blocked	0	0
<b>FGs - PATs Had Blocked</b>	0-0	0-0
<b>Net Punting Average</b>	32.7	41.5
<b>TOTAL RETURN YARDAGE (Not Including Kickoffs)</b>	37	29
No. and Yards Punt Returns	2-37	2-29
No. and Yards Kickoff Returns	0-0	4-109
No. and Yards Interception Returns	0-0	0-0
<b>PENALTIES Number and Yards</b>	3-40	5-65
<b>FUMBLES Number and Lost</b>	1-0	0-0
<b>TOUCHDOWNS</b>	4	3
Rushing	3	2
Passing	1	1
<b>EXTRA POINTS Made-Attempts</b>	4-4	2-3
Kicking Made-Attempts	4-4	1-2
Passing Made-Attempts	0-0	1-1
<b>FIELD GOALS Made-Attempts</b>	2-2	3-3
<b>RED ZONE EFFICIENCY</b>	3-4-75%	2-3-67%
<b>GOAL TO GO EFFICIENCY</b>	2-3-67%	1-1-100%
<b>SAFETIES</b>	0	0
<b>FINAL SCORE</b>	34	30
<b>TIME OF POSSESSION</b>	31:12	28:48

## Ball Possession and Drive Chart

### Las Vegas Raiders

#	Time Recd	Time Lost	Time Poss	How Ball Obtained	Drive Began	# Play	Yds Gain	Yds Pen	Net Yds	1st Down	Last Scrm	How Given Up
1	15:00	14:04	0:56	Kickoff	LV 25	3	5	0	5	0	LV 30	Punt
2	10:02	5:47	4:15	Kickoff	LV 25	8	75	0	75	4	* CAR 1	Touchdown
3	0:57	8:13	7:44	Kickoff	LV 25	15	73	0	73	5	* CAR 2	Field Goal
4	5:03	1:54	3:09	Kickoff	LV 25	8	75	0	75	4	CAR 23	Touchdown
5	12:42	9:38	3:04	Punt	LV 49	6	25	-10	15	1	CAR 36	Field Goal
6	9:04	5:29	3:35	Punt	CAR 49	6	43	6	49	3	* CAR 7	Touchdown
7	12:32	9:27	3:05	Kickoff	LV 25	5	11	0	11	1	LV 36	Punt
8	8:29	4:08	4:21	Kickoff	LV 25	9	57	18	75	5	* CAR 6	Touchdown
9	1:11	0:08	1:03	Downs	LV 46	3	8	-5	3	0	LV 49	Punt

(296) Average LV 33

### Carolina Panthers

#	Time Recd	Time Lost	Time Poss	How Ball Obtained	Drive Began	# Play	Yds Gain	Yds Pen	Net Yds	1st Down	Last Scrm	How Given Up
1	14:04	10:02	4:02	Punt	CAR 37	8	34	0	34	2	LV 29	Field Goal
2	5:47	0:57	4:50	Kickoff	CAR 37	10	63	0	63	4	* LV 6	Touchdown
3	8:13	5:03	3:10	Kickoff	CAR 25	7	22	25	47	2	LV 28	Field Goal
4	1:54	0:00	1:54	Kickoff	CAR 25	11	62	0	62	5	* LV 13	Field Goal
5	15:00	12:42	2:18	Kickoff	CAR 11	3	7	0	7	0	CAR 18	Punt
6	9:38	9:04	0:34	Kickoff	CAR 24	3	-10	0	-10	0	CAR 14	Punt
7	5:29	12:32	7:57	Kickoff	CAR 25	17	90	-15	75	6	* LV 3	Touchdown
8	9:27	8:29	0:58	Punt	CAR 23	2	77	0	77	1	CAR 25	Touchdown
9	4:08	1:11	2:57	Kickoff	CAR 30	5	24	0	24	1	LV 46	Downs
10	0:08	0:00	0:08	Punt	CAR 27	2	19	0	19	1	CAR 27	End of Game

(264) Average CAR 26

### \* inside opponent's 20

Time of Possession by Quarter		1st	2nd	3rd	4th	OT	Total
<b>Visitor</b>	Las Vegas Raiders	6:08	9:56	6:39	8:29		31:12
<b>Home</b>	Carolina Panthers	8:52	5:04	8:21	6:31		28:48
<b>Kickoff Drive No.-Start Average</b>		Raiders: 6 - LV 25		Panthers: 7 - CAR 25			



Final Defensive Statistics

Las Vegas Raiders

Regular Defensive Plays

Special Teams

Misc

	TKL	AST	COMB	SK	/ YDS	TFL	Q	IN	PD	FF	FR	TKL	AST	FF	FR	BL	TKL	AST	FF	FR	
J.Abram	9	4	13	0	0	1	0	0	0	0	0	0	0	0	0	0	0	0	0	0	0
N.Kwiatkoski	4	2	6	0	0	0	0	0	0	0	0	0	0	0	0	0	0	0	0	0	0
D.Arnette	3	2	5	0	0	0	0	0	1	0	0	0	0	0	0	0	0	0	0	0	0
N.Morrow	3	2	5	0	0	0	0	0	0	0	0	0	0	0	0	0	0	0	0	0	0
C.Littleton	2	3	5	0	0	0	0	0	1	0	0	0	0	0	0	0	0	0	0	0	0
E.Harris	2	3	5	0	0	0	0	0	0	0	0	0	0	0	0	0	0	0	0	0	0
L.Joyner	3	1	4	0	0	0	0	0	1	0	0	0	0	0	0	0	0	0	0	0	0
T.Mullen	2	2	4	0	0	0	0	0	1	0	0	1	1	0	0	0	0	0	0	0	0
M.Hurst	1	2	3	0.5	5	0	1	0	0	0	0	0	0	0	0	0	0	0	0	0	0
C.Nassib	1	1	2	0.5	5	0	2	0	0	0	0	0	0	0	0	0	0	0	0	0	0
I.Johnson	1	1	2	0	0	0	0	0	0	0	0	1	0	0	0	0	0	0	0	0	0
M.Collins	1	1	2	0	0	0	0	0	0	0	0	0	0	0	0	0	0	0	0	0	0
K.Nixon	1	1	2	0	0	0	0	0	0	0	0	0	0	0	0	0	0	0	0	0	0
C.Ferrell	0	2	2	0	0	0	0	0	0	0	0	0	0	0	0	0	0	0	0	0	0
M.Crosby	0	2	2	0	0	0	0	0	0	0	0	0	0	0	0	0	0	0	0	0	0
J.Hankins	1	0	1	0	0	0	0	0	0	0	0	0	0	0	0	0	0	0	0	0	0
K.Wilber	0	1	1	0	0	0	0	0	0	0	0	0	1	0	0	0	0	0	0	0	0
A.Key	0	1	1	0	0	0	0	0	0	0	0	0	0	0	0	0	0	0	0	0	0
R.McMillan	0	1	1	0	0	0	0	0	0	0	0	0	0	0	0	0	0	0	0	0	0
D.Booker	0	0	0	0	0	0	0	0	0	0	0	1	0	0	0	0	0	0	0	0	0
D.Carrier	0	0	0	0	0	0	0	0	0	0	0	1	0	0	0	0	0	0	0	0	0
A.Ingold	0	0	0	0	0	0	0	0	0	0	0	1	0	0	0	0	0	0	0	0	0
<b>Total</b>	<b>34</b>	<b>32</b>	<b>66</b>	<b>1</b>	<b>10</b>	<b>1</b>	<b>3</b>	<b>0</b>	<b>4</b>	<b>0</b>	<b>0</b>	<b>5</b>	<b>2</b>	<b>0</b>	<b>0</b>	<b>0</b>	<b>0</b>	<b>0</b>	<b>0</b>	<b>0</b>	<b>0</b>

TKL = Tackle AST = Assist COMB = Combined QH=QB Hit IN = Interception PD = Pass Defense FF = Forced Fumble FR = Fumble Recovery

Carolina Panthers

Regular Defensive Plays

Special Teams

Misc

	TKL	AST	COMB	SK	/ YDS	TFL	QH	IN	PD	FF	FR	TKL	AST	FF	FR	BL	TKL	AST	FF	FR	
S.Thompson	5	7	12	0	0	0	0	0	0	0	0	0	0	0	0	0	0	0	0	0	0
J.Chinn	7	1	8	0	0	0	0	0	0	0	0	0	0	0	0	0	0	0	0	0	0
T.Pride	4	3	7	0	0	0	0	0	0	0	0	0	0	0	0	0	0	0	0	0	0
T.Boston	5	1	6	0	0	0	0	0	0	1	0	0	0	0	0	0	0	0	0	0	0
T.Whitehead	3	3	6	0	0	0	0	0	0	0	0	0	0	0	0	0	0	0	0	0	0
B.Burns	3	1	4	0	0	0	0	0	0	0	0	0	0	0	0	0	0	0	0	0	0
K.Short	0	4	4	0	0	0	0	0	0	0	0	0	0	0	0	0	0	0	0	0	0
S.Weatherly	0	4	4	0	0	0	0	0	0	0	0	0	0	0	0	0	0	0	0	0	0
D.Brown	1	2	3	0	0	1	0	0	1	0	0	0	0	0	0	0	0	0	0	0	0
J.Burris	1	1	2	0	0	0	0	0	0	0	0	0	0	0	0	0	0	0	0	0	0
B.Roy	1	1	2	0	0	0	0	0	0	0	0	0	0	0	0	0	0	0	0	0	0
E.Obada	0	2	2	0	0	0	0	0	0	0	0	0	0	0	0	0	0	0	0	0	0
R.Douglas	1	0	1	0	0	0	0	0	2	0	0	0	0	0	0	0	0	0	0	0	0
Z.Kerr	1	0	1	0	0	0	0	0	0	0	0	0	0	0	0	0	0	0	0	0	0
C.Elder	1	0	1	0	0	0	0	0	0	0	0	0	0	0	0	0	0	0	0	0	0
A.Taylor	0	1	1	0	0	0	0	0	0	0	0	0	1	0	0	0	0	0	0	0	0
Y.Gross-Matos	0	1	1	0	0	0	0	0	0	0	0	0	0	0	0	0	0	0	0	0	0
T.Cannon	0	0	0	0	0	0	0	0	0	0	0	1	0	0	0	0	0	0	0	0	0
J.Stanford	0	0	0	0	0	0	0	0	0	0	0	0	1	0	0	0	0	0	0	0	0
<b>Total</b>	<b>33</b>	<b>32</b>	<b>65</b>	<b>0</b>	<b>0</b>	<b>1</b>	<b>0</b>	<b>0</b>	<b>3</b>	<b>1</b>	<b>0</b>	<b>1</b>	<b>2</b>	<b>0</b>	<b>0</b>	<b>0</b>	<b>0</b>	<b>0</b>	<b>0</b>	<b>0</b>	<b>0</b>

## First Half Summary

### PERIOD SCORES

Raiders	7	10 = 17
Panthers	9	6 = 15

### TIME OF POSSESSION

Raiders	16:04
Panthers	13:56

### Scoring Plays

Team	Qtr	Time	Play Description (Extra Point) (Drive Info)	Visitor	Home
Panthers	1	10:02	J.Slye 47 yd. Field Goal (8-34, 4:02)	0	3
Raiders	1	5:47	J.Jacobs 1 yd. run (D.Carlson kick) (8-75, 4:15)	7	3
Panthers	1	0:57	C.McCaffrey 6 yd. run (kick failed, wl) (10-63, 4:50)	7	9
Raiders	2	8:13	D.Carlson 20 yd. Field Goal (15-73, 7:44)	10	9
Panthers	2	5:03	J.Slye 46 yd. Field Goal (7-47, 3:10)	10	12
Raiders	2	1:54	N.Agholor 23 yd. pass from D.Carr (D.Carlson kick) (8-75, 3:09)	17	12
Panthers	2	0:00	J.Slye 31 yd. Field Goal (11-62, 1:54)	17	15

	Las Vegas Raiders	Carolina Panthers
<b>TOTAL FIRST DOWNS</b>	13	13
First Downs Rushing-Passing-by Penalty	5 - 8 - 0	3 - 9 - 1
<b>THIRD DOWN EFFICIENCY</b>	5-7-71%	4-6-67%
<b>TOTAL NET YARDS</b>	228	181
Total Offensive Plays	33	33
<b>NET YARDS RUSHING</b>	87	62
<b>NET YARDS PASSING</b>	141	119
Gross Yards Passing	141	119
Times thrown-yards lost attempting to pass	0-0	0-0
<b>Pass Attempts-Completions-Had Intercepted</b>	18 - 13 - 0	20 - 13 - 0
<b>Punts-Number and Average</b>	1 - 52	0 - 0
<b>Penalties-Number and Yards</b>	1 - 25	0 - 0
<b>Fumbles-Number and Lost</b>	1 - 0	0 - 0
<b>Red Zone Efficiency</b>	1-2-50%	1-2-50%
<b>Average Drive Start</b>	LV 25	CAR 31

### Las Vegas Raiders

### Carolina Panthers

RUSHING						RUSHING					
	ATT	YDS	AVG	LG	TD		ATT	YDS	AVG	LG	TD
J.Jacobs	11	56	5.1	14	1	C.McCaffrey	8	31	3.9	9	1
D.Booker	2	20	10.0	15	0	T.Bridgewater	4	26	6.5	13	0
H.Ruggs	2	11	5.5	7	0	C.Samuel	1	5	5.0	5	0
Total	15	87	5.8	15	1	Total	13	62	4.8	13	1

PASSING										PASSING									
	ATT	CMP	YDS	SK/YD	TD	LG	IN	RT		ATT	CMP	YDS	SK/YD	TD	LG	IN	RT		
D.Carr	18	13	141	0/0	1	45	0	113.4	T.Bridgewater	20	13	119	0/0	0	16	0	81.0		
Total	18	13	141	0/0	1	45	0	113.4	Total	20	13	119	0/0	0	16	0	81.0		

PASS RECEIVING							PASS RECEIVING						
	TAR	REC	YDS	AVG	LG	TD		TAR	REC	YDS	AVG	LG	TD
D.Waller	6	5	37	7.4	8	0	D.Moore	5	3	36	12.0	16	0
H.Ruggs	5	3	55	18.3	45	0	R.Anderson	5	3	29	9.7	11	0
H.Renfrow	2	2	21	10.5	11	0	C.Samuel	4	2	18	9.0	16	0
N.Agholor	1	1	23	23.0	23	1	I.Thomas	2	2	16	8.0	11	0
D.Booker	1	1	3	3.0	3	0	C.McCaffrey	1	1	11	11.0	11	0
J.Witten	1	1	2	2.0	2	0	S.Roberts	2	1	5	5.0	5	0
J.Jacobs	1	0	0	0.0	0	0	C.Manhertz	1	1	4	4.0	4	0
Total	17	13	141	10.8	45	1	Total	20	13	119	9.2	16	0

### Las Vegas Raiders

### Regular Defensive Plays

### Special Teams

### Misc

	TKL	AST	COMB	SK	YDS	TFL	Q	IN	PD	FF	FR	TKL	AST	FF	FR	BL	TKL	AST	FF	FR	
J.Abram	7	2	9	0	0	0	0	0	0	0	0	0	0	0	0	0	0	0	0	0	0
N.Kwiatkoski	3	1	4	0	0	0	0	0	0	0	0	0	0	0	0	0	0	0	0	0	0
C.Littleton	2	2	4	0	0	0	0	0	1	0	0	0	0	0	0	0	0	0	0	0	0
D.Arnette	2	1	3	0	0	0	0	0	1	0	0	0	0	0	0	0	0	0	0	0	0
<b>Total</b>	<b>14</b>	<b>6</b>	<b>20</b>	<b>0</b>	<b>0</b>	<b>0</b>	<b>0</b>	<b>0</b>	<b>2</b>	<b>0</b>	<b>0</b>	<b>0</b>	<b>0</b>	<b>0</b>	<b>0</b>	<b>0</b>	<b>0</b>	<b>0</b>	<b>0</b>	<b>0</b>	<b>0</b>

First Half Summary

Carolina Panthers	Regular Defensive Plays											Special Teams					Misc			
	TKL	AST	COMB	SK	/ YDS	TFL	QH	IN	PD	FF	FR	TKL	AST	FF	FR	BL	TKL	AST	FF	FR
T.Boston	4	0	4	0	0	0	0	0	0	1	0	0	0	0	0	0	0	0	0	0
J.Chinn	4	0	4	0	0	0	0	0	0	0	0	0	0	0	0	0	0	0	0	0
T.Whitehead	3	1	4	0	0	0	0	0	0	0	0	0	0	0	0	0	0	0	0	0
T.Pride	2	2	4	0	0	0	0	0	0	0	0	0	0	0	0	0	0	0	0	0
<b>Total</b>	<b>13</b>	<b>3</b>	<b>16</b>	<b>0</b>	<b>0</b>	<b>0</b>	<b>0</b>	<b>0</b>	<b>0</b>	<b>1</b>	<b>0</b>	<b>0</b>	<b>0</b>	<b>0</b>	<b>0</b>	<b>0</b>	<b>0</b>	<b>0</b>	<b>0</b>	<b>0</b>

Play

CAR wins the coin toss and elects to defer. LV elects to Receive, and CAR elects to defend the east goal.

J.Slye kicks 65 yards from CAR 35 to end zone, Touchback.

Las Vegas Raiders at 15:00

- 1-10-LV 25 (15:00) J.Jacobs right guard to LV 30 for 5 yards (B.Burns).
- 2-5-LV 30 (14:30) (No Huddle, Shotgun) D.Carr pass incomplete deep right to H.Ruggs.
- 3-5-LV 30 (14:22) (Shotgun) D.Carr pass incomplete short right to D.Waller.
- 4-5-LV 30 (14:17) A.Cole punts 52 yards to CAR 18, Center-T.Sieg. P.Cooper to CAR 37 for 19 yards (I.Johnson).

Carolina Panthers at 14:04

- 1-10-CAR 37 (14:04) (Shotgun) T.Bridgewater pass to R.Anderson to CAR 48 for 11 yards (J.Abram). P1
- 1-10-CAR 48 (13:40) C.McCaffrey right tackle to CAR 48 for no gain (N.Kwiatkoski).
- 2-10-CAR 48 (13:04) (Shotgun) T.Bridgewater pass short right to C.Samuel to 50 for 2 yards (J.Abram).
- 3-8-50 (12:17) (Shotgun) T.Bridgewater pass deep left to C.Samuel to LV 34 for 16 yards (J.Abram). P2
- 1-10-LV 34 (11:37) C.McCaffrey right end to LV 34 for no gain (C.Littleton).
- 2-10-LV 34 (10:51) (Shotgun) T.Bridgewater pass incomplete short left to D.Moore.
- 3-10-LV 34 (10:48) (Shotgun) T.Bridgewater pass short left to S.Roberts to LV 29 for 5 yards (D.Arnette; C.Littleton).
- 4-5-LV 29 (10:07) **J.Slye 47 yard field goal is GOOD, Center-J.Jansen, Holder-J.Charlton.**

**LV 0 CAR 3, 8 plays, 34 yards, 4:02 drive, 4:58 elapsed**

J.Slye kicks 65 yards from CAR 35 to end zone, Touchback.

Las Vegas Raiders at 10:02, (1st play from scrimmage 9:59)

- 1-10-LV 25 (9:59) (Shotgun) J.Jacobs right tackle to LV 26 for 1 yard (D.Brown; K.Short).
  - 2-9-LV 26 (9:21) (Shotgun) J.Jacobs right tackle to LV 33 for 7 yards (T.Pride; T.Whitehead).
  - 3-2-LV 33 (9:02) D.Carr pass short right to D.Waller to LV 40 for 7 yards (T.Boston). P1
  - 1-10-LV 40 (8:24) D.Carr pass short right to D.Waller to LV 48 for 8 yards (T.Pride).
  - 2-2-LV 48 (7:45) (No Huddle) J.Jacobs right tackle to LV 49 for 1 yard (T.Whitehead).
  - 3-1-LV 49 (7:06) J.Jacobs left tackle to CAR 46 for 5 yards (Z.Kerr). R2
  - 1-10-CAR 46 (6:30) D.Carr pass deep right to H.Ruggs pushed ob at CAR 1 for 45 yards (T.Boston). P3
  - 1-1-CAR 1 (5:51) **J.Jacobs left guard for 1 yard, TOUCHDOWN.** R4
- D.Carlson extra point is GOOD, Center-T.Sieg. Holder-A.Cole.

**LV 7 CAR 3, 8 plays, 75 yards, 4:15 drive, 9:13 elapsed**

D.Carlson kicks 66 yards from LV 35 to CAR -1. P.Cooper pushed ob at CAR 37 for 38 yards (D.Booker).

Carolina Panthers at 5:47, (1st play from scrimmage 5:39)

- 1-10-CAR 37 (5:39) C.McCaffrey right tackle to CAR 42 for 5 yards (C.Littleton).
  - 2-5-CAR 42 (5:02) T.Bridgewater pass incomplete deep right to S.Roberts.
  - 3-5-CAR 42 (4:57) (Shotgun) T.Bridgewater pass short left to D.Moore to LV 49 for 9 yards (J.Abram; L.Joyner). P3
  - 1-10-LV 49 (4:23) C.Samuel right end to LV 44 for 5 yards (N.Kwiatkoski).
  - 2-5-LV 44 (3:44) T.Bridgewater pass short right to D.Moore to LV 28 for 16 yards (J.Abram). P4
  - 1-10-LV 28 (3:13) C.McCaffrey right guard to LV 19 for 9 yards (E.Harris).
  - 2-1-LV 19 (2:45) C.McCaffrey up the middle to LV 15 for 4 yards (M.Hurst; C.Ferrell). R5
  - 1-10-LV 15 (2:01) (Shotgun) T.Bridgewater scrambles left end to LV 10 for 5 yards (N.Kwiatkoski).
  - 2-5-LV 10 (1:25) C.McCaffrey left end to LV 6 for 4 yards (D.Arnette).
  - 3-1-LV 6 (1:02) (No Huddle, Shotgun) **C.McCaffrey up the middle for 6 yards, TOUCHDOWN.** R6
- J.Slye extra point is No Good, Wide Left, Center-J.Jansen, Holder-J.Charlton.

**LV 7 CAR 9, 10 plays, 63 yards, 4:50 drive, 14:03 elapsed**

J.Slye kicks 65 yards from CAR 35 to end zone, Touchback.

Las Vegas Raiders at 0:57

- 1-10-LV 25 (:57) (Shotgun) H.Ruggs left end to LV 29 for 4 yards (T.Whitehead).
- 2-6-LV 29 (:22) J.Jacobs left end to LV 33 for 4 yards (T.Pride; S.Thompson).

END OF QUARTER

	Score	Time Poss	First Downs				Efficiencies	
			R	P	X	T	3 Down	4 Down
Las Vegas Raiders	7	6:08	2	2	0	4	2/3	0/0
Carolina Panthers	0	0:57	2	4	0	6	2/4	0/0

Play

Las Vegas Raiders continued.

- 3-2-LV 33 (15:00) (Shotgun) D.Carr pass to D.Waller to LV 41 for 8 yards (J.Burris). P5
- 1-10-LV 41 (14:26) J.Jacobs left end to LV 48 for 7 yards (J.Chinn).
- Timeout #1 by LV at 13:46.
- 2-3-LV 48 (13:46) D.Carr pass short left to D.Waller to CAR 46 for 6 yards (R.Douglas). P6
- 1-10-CAR 46 (13:14) D.Carr pass incomplete short middle to J.Jacobs (D.Brown).
- 2-10-CAR 46 (13:09) J.Jacobs right end to CAR 32 for 14 yards (Y.Gross-Matos; S.Thompson). R7
- 1-10-CAR 32 (12:34) (No Huddle, Shotgun) D.Booker right tackle to CAR 27 for 5 yards (B.Roy).
- 2-5-CAR 27 (11:52) D.Carr pass incomplete deep left to H.Ruggs (R.Douglas).
- 3-5-CAR 27 (11:46) (No Huddle, Shotgun) D.Carr pass short middle to H.Renfrow to CAR 17 for 10 yards (C.Elder). P8
- 1-10-CAR 17 (11:09) (Shotgun) D.Carr pass short right to H.Renfrow to CAR 6 for 11 yards (T.Pride). P9
- 1-6-CAR 6 (10:30) J.Jacobs up the middle to CAR 7 for -1 yards (D.Brown).
- 2-7-CAR 7 (9:50) D.Carr pass short right to D.Booker to CAR 4 for 3 yards (J.Chinn).
- 3-4-CAR 4 (9:04) (Shotgun) D.Carr pass short right to J.Witten to CAR 2 for 2 yards (S.Thompson).
- 4-2-CAR 2 **(8:16) D.Carlson 20 yard field goal is GOOD, Center-T.Sieg, Holder-A.Cole.**

**LV 10 CAR 9, 15 plays, 73 yards, 7:44 drive, 6:47 elapsed**

D.Carlson kicks 65 yards from LV 35 to end zone, Touchback.

**Carolina Panthers at 8:13**

- 1-10-CAR 25 (8:13) C.McCaffrey up the middle to CAR 28 for 3 yards (N.Kwiatkoski; M.Crosby).
- 2-7-CAR 28 (7:33) T.Bridgewater scrambles up the middle to CAR 30 for 2 yards (M.Collins).
- 3-5-CAR 30 (6:48) (Shotgun) T.Bridgewater pass incomplete deep left to C.McCaffrey.
- PENALTY on LV-N.Morrow, Defensive Pass Interference, 25 yards, enforced at CAR 30 - No Play.* X7
- 1-10-LV 45 (6:42) (Shotgun) T.Bridgewater scrambles up the middle to LV 32 for 13 yards (J.Abram). R8
- 1-10-LV 32 (5:53) T.Bridgewater pass short right to C.Manhertz to LV 28 for 4 yards (M.Crosby; J.Abram).
- 2-6-LV 28 (5:15) (Shotgun) T.Bridgewater pass incomplete short right to C.Samuel [C.Nassib].
- 3-6-LV 28 (5:11) (Shotgun) T.Bridgewater pass incomplete short right to D.Moore.
- 4-6-LV 28 **(5:08) J.Slye 46 yard field goal is GOOD, Center-J.Jansen, Holder-J.Charlton.**

**LV 10 CAR 12, 7 plays, 47 yards, 1 penalty, 3:10 drive, 9:57 elapsed**

J.Slye kicks 65 yards from CAR 35 to end zone, Touchback.

**Las Vegas Raiders at 5:03**

- 1-10-LV 25 (5:03) H.Ruggs right end pushed ob at LV 32 for 7 yards (J.Chinn).
- 2-3-LV 32 (4:37) (Shotgun) J.Jacobs left end to LV 44 for 12 yards (T.Whitehead). R10
- 1-10-LV 44 (3:55) (Shotgun) D.Carr pass short left to H.Ruggs pushed ob at LV 48 for 4 yards (S.Thompson).
- 2-6-LV 48 (3:28) D.Carr pass short right to H.Ruggs to CAR 46 for 6 yards (J.Chinn). P11
- 1-10-CAR 46 (2:46) D.Booker up the middle to CAR 31 for 15 yards (T.Boston). FUMBLES (T.Boston), ball out of bounds at CAR 31. R12
- 1-10-CAR 31 (2:10) (Shotgun) D.Carr pass incomplete short right.
- 2-10-CAR 31 (2:04) D.Carr pass short left to D.Waller to CAR 23 for 8 yards (T.Boston).

Two-Minute Warning

- 3-2-CAR 23 **(2:00) (Shotgun) D.Carr pass deep right to N.Agholor for 23 yards, TOUCHDOWN.** P13
- D.Carlson extra point is GOOD, Center-T.Sieg, Holder-A.Cole.

**LV 17 CAR 12, 8 plays, 75 yards, 3:09 drive, 13:06 elapsed**

D.Carlson kicks 65 yards from LV 35 to end zone, Touchback.

**Carolina Panthers at 1:54**

- 1-10-CAR 25 (1:54) (Shotgun) T.Bridgewater pass short left to C.McCaffrey to CAR 36 for 11 yards (C.Littleton; A.Key). P9
- 1-10-CAR 36 (1:27) (No Huddle, Shotgun) T.Bridgewater pass incomplete short middle to C.Samuel (C.Littleton).
- 2-10-CAR 36 (1:23) (Shotgun) T.Bridgewater pass short left to R.Anderson to CAR 43 for 7 yards (J.Abram).
- 3-3-CAR 43 (:54) (No Huddle, Shotgun) T.Bridgewater pass short right to I.Thomas to CAR 48 for 5 yards (T.Mullen). P10
- 1-10-CAR 48 (:35) (No Huddle, Shotgun) T.Bridgewater pass short left to D.Moore pushed ob at LV 41 for 11 yards (D.Arnette). P11
- 1-10-LV 41 (:29) (Shotgun) T.Bridgewater pass incomplete deep right to R.Anderson (L.Joyner).
- 2-10-LV 41 (:24) (Shotgun) T.Bridgewater pass short middle to I.Thomas to LV 30 for 11 yards (J.Abram). P12

- 1- Timeout #2 by CAR at 00:12.
- 1-10-LV 19 (:12) (Shotgun) T.Bridgewater pass incomplete short left to R.Anderson (D.Arnette).
- 2-10-LV 19 (:08) (Shotgun) T.Bridgewater scrambles up the middle to LV 13 for 6 yards (L.Joyner).
- Timeout #3 by CAR at 00:02.
- Timeout #2 by LV at 00:02.
- 3-4-LV 13 (:02) **J.Slye 31 yard field goal is GOOD, Center-J.Jansen, Holder-J.Charlton.**

**LV 17 CAR 15, 11 plays, 62 yards, 1:54 drive, 15:00 elapsed**

END OF QUARTER	Score	Time Poss	First Downs				Efficiencies	
			R	P	X	T	3 Down	4 Down
Las Vegas Raiders	17	9:56	3	6	0	9	3/4	0/0
Carolina Panthers	15	5:04	1	5	1	7	1/2	0/0

Play

CAR elects to Receive, and LV elects to defend the West goal.

D.Carlson kicks 63 yards from LV 35 to CAR 2. P.Cooper to CAR 23 for 21 yards (D.Carrier).

*PENALTY on CAR-M.Davis, Illegal Double-Team Block, 11 yards, enforced at CAR 22.*

**Carolina Panthers at 15:00, (1st play from scrimmage 14:55)**

- 1-10-CAR 11 (14:55) C.McCaffrey right tackle to CAR 13 for 2 yards (C.Littleton; N.Kwiatkoski).
- 2-8-CAR 13 (14:12) (Shotgun) T.Bridgewater pass short left to C.Samuel to CAR 13 for no gain (N.Kwiatkoski).
- 3-8-CAR 13 (13:37) (Shotgun) T.Bridgewater pass short middle to R.Anderson to CAR 18 for 5 yards (D.Arnette; E.Harris).
- 4-3-CAR 18 (12:55) J.Charlton punts 60 yards to LV 22, Center-J.Jansen. H.Renfrow to LV 49 for 27 yards (J.Stanford; A.Taylor).

**Las Vegas Raiders at 12:42**

- 1-10-LV 49 (12:42) D.Carr pass short left to B.Edwards to CAR 42 for 9 yards (J.Chinn).
- 2-1-CAR 42 (12:00) J.Jacobs up the middle to CAR 40 for 2 yards (T.Whitehead; S.Weatherly).
- 1-10-CAR 40 (11:21) D.Carr pass incomplete short left.  
*PENALTY on LV-D.Carr, Intentional Grounding, 10 yards, enforced at CAR 40.*
- 2-20-50 (11:15) (Shotgun) D.Carr pass short left to J.Jacobs to LV 49 for -1 yards (S.Thompson; S.Weatherly).
- 3-21-LV 49 (10:36) (Shotgun) D.Carr pass short left to J.Richard to CAR 36 for 15 yards (T.Pride).  
Timeout #1 by LV at 09:43.
- 4-6-CAR 36 **(9:43) D.Carlson 54 yard field goal is GOOD, Center-T.Sieg, Holder-A.Cole.**

R14

**LV 20 CAR 15, 6 plays, 15 yards, 3:04 drive, 5:22 elapsed**

D.Carlson kicks 65 yards from LV 35 to CAR 0. P.Cooper pushed ob at CAR 24 for 24 yards (T.Mullen).

**Carolina Panthers at 9:38, (1st play from scrimmage 9:33)**

- 1-10-CAR 24 (9:33) (Shotgun) T.Bridgewater pass incomplete short left to C.McCaffrey. LV-N.Kwiatkoski was injured during the play.
- 2-10-CAR 24 (9:29) T.Bridgewater sacked at CAR 14 for -10 yards (sack split by C.Nassib and M.Hurst).  
*Penalty on CAR-M.Schofield, Offensive Holding, declined.*
- 3-20-CAR 14 (9:21) (Shotgun) T.Bridgewater pass incomplete deep middle to D.Moore.
- 4-20-CAR 14 (9:15) J.Charlton punts 60 yards to LV 26, Center-J.Jansen. H.Renfrow to LV 36 for 10 yards (T.Cannon).  
*PENALTY on CAR-T.Cannon, Player Out of Bounds on Kick, 15 yards, enforced at LV 36.*

**Las Vegas Raiders at 9:04**

- 1-10-CAR 49 (9:04) (Shotgun) J.Jacobs right end to LV 47 for -4 yards (E.Obada; S.Thompson).
- 2-14-LV 47 (8:18) (Shotgun) D.Carr pass short right to J.Jacobs to CAR 24 for 29 yards (S.Thompson).
- 1-10-CAR 24 (7:32) J.Jacobs left end pushed ob at CAR 22 for 2 yards (T.Boston).
- 2-8-CAR 22 (6:58) (Shotgun) D.Carr pass incomplete short middle to H.Renfrow.  
*PENALTY on CAR-T.Whitehead, Defensive Pass Interference, 6 yards, enforced at CAR 22 - No Play.*
- 1-10-CAR 16 (6:54) D.Booker left tackle to CAR 9 for 7 yards (S.Thompson).
- 2-3-CAR 9 (6:17) J.Jacobs up the middle to CAR 7 for 2 yards (S.Weatherly; T.Whitehead).
- 3-1-CAR 7 **(5:33) (Shotgun) J.Jacobs up the middle for 7 yards, TOUCHDOWN.**  
D.Carlson extra point is GOOD, Center-T.Sieg, Holder-A.Cole.

P15

X16

R17

**LV 27 CAR 15, 6 plays, 49 yards, 1 penalty, 3:35 drive, 9:31 elapsed**

D.Carlson kicks 65 yards from LV 35 to end zone, Touchback.

**Carolina Panthers at 5:29**

- 1-10-CAR 25 (5:29) C.McCaffrey right end to CAR 32 for 7 yards (N.Morrow; T.Mullen).
- 2-3-CAR 32 (4:59) C.McCaffrey up the middle to CAR 45 for 13 yards (I.Johnson).
- 1-10-CAR 45 (4:26) C.McCaffrey right tackle to CAR 48 for 3 yards (J.Abram).
- 2-7-CAR 48 (3:47) C.McCaffrey right tackle to CAR 47 for -1 yards (J.Abram).
- 3-8-CAR 47 (3:02) (Shotgun) T.Bridgewater pass deep middle to D.Moore to LV 35 for 18 yards (I.Johnson; E.Harris).
- 1-10-LV 35 (2:18) T.Bridgewater pass short left to R.Anderson pushed ob at LV 29 for 6 yards (L.Joyner).
- 2-4-LV 29 (1:43) C.McCaffrey left guard to LV 27 for 2 yards (M.Hurst).
- 3-2-LV 27 (1:06) (Shotgun) T.Bridgewater pass short left to C.Samuel to LV 26 for 1 yard (K.Nixon).
- 4-1-LV 26 (:46) (No Huddle, Shotgun) C.McCaffrey up the middle to LV 25 for 1 yard (J.Hankins).
- 1-10-LV 25 (:09) (Shotgun) T.Bridgewater pass incomplete deep middle to D.Moore.  
*PENALTY on CAR-D.Moore, Taunting, 15 yards, enforced between downs.*

R14

P15

R16

2-

END

	Score	Poss	R	P	X	T	3 Down	4 Down
Las Vegas Raiders	27	6:39	2	1	1	4	1/2	0/0
Carolina Panthers	15	8:21	2	1	0	3	1/4	1/1



Play

Carolina Panthers continued.

- 3-14-LV 29 (15:00) (Shotgun) T.Bridgewater pass short left to C.McCaffrey to LV 13 for 16 yards (K.Nixon; E.Harris). P17
- 1-10-LV 13 (14:28) C.McCaffrey right tackle to LV 4 for 9 yards (J.Abram; T.Mullen).
- 2-1-LV 4 (14:05) (No Huddle, Shotgun) C.McCaffrey up the middle to LV 4 for no gain (C.Nassib).
- 3-1-LV 4 (13:27) A.Armah up the middle to LV 3 for 1 yard (K.Wilber; M.Collins). R18
- Timeout #1 by CAR at 12:39.
- 1-3-LV 3 (12:39) T.Bridgewater pass incomplete short right to D.Moore (T.Mullen).
- 2-3-LV 3 (12:37) **C.McCaffrey right end for 3 yards, TOUCHDOWN.** R19
- J.Slye extra point is GOOD, Center-J.Jansen, Holder-J.Charlton.

**LV 27 CAR 22, 17 plays, 75 yards, 7:57 drive, 2:28 elapsed**

J.Slye kicks 65 yards from CAR 35 to end zone, Touchback.

**Las Vegas Raiders at 12:32**

- 1-10-LV 25 (12:32) J.Jacobs left tackle to LV 34 for 9 yards (B.Burns; T.Boston).
- 2-1-LV 34 (11:50) (Shotgun) J.Jacobs up the middle to LV 38 for 4 yards (B.Burns). R18
- 1-10-LV 38 (11:07) J.Jacobs right tackle to LV 36 for -2 yards (S.Weatherly; S.Thompson).
- 2-12-LV 36 (10:27) D.Carr pass short left to J.Jacobs to LV 36 for no gain (B.Burns).
- 3-12-LV 36 (9:45) (Shotgun) D.Carr pass incomplete short left to D.Waller (R.Douglas).
- 4-12-LV 36 (9:38) A.Cole punts 51 yards to CAR 13, Center-T.Sieg. P.Cooper to CAR 23 for 10 yards (A.Ingold).

**Carolina Panthers at 9:27**

- 1-10-CAR 23 (9:27) C.McCaffrey up the middle to CAR 25 for 2 yards (N.Morrow).
- 2-8-CAR 25 (8:41) (Shotgun) **T.Bridgewater pass deep right to R.Anderson for 75 yards, TOUCHDOWN.** P20
- Penalty on LV-D.Arnette, Defensive Holding, declined.*
- TWO-POINT CONVERSION ATTEMPT. T.Bridgewater pass to R.Anderson is complete. ATTEMPT SUCCEEDS.

**LV 27 CAR 30, 2 plays, 77 yards, 0:58 drive, 6:31 elapsed**

J.Slye kicks 65 yards from CAR 35 to end zone, Touchback.

**Las Vegas Raiders at 8:29**

- 1-10-LV 25 (8:29) (Shotgun) J.Jacobs up the middle to LV 25 for no gain (S.Thompson; E.Obada).
- 2-10-LV 25 (7:52) (Shotgun) D.Carr pass short left to J.Jacobs to LV 43 for 18 yards (J.Chinn; B.Roy). P19
- 1-10-LV 43 (7:18) (No Huddle, Shotgun) D.Carr pass short right to D.Booker to LV 49 for 6 yards (T.Pride).
- 2-4-LV 49 (6:39) (Shotgun) D.Carr pass short right to D.Booker to CAR 37 for 14 yards (S.Thompson). P20
- 1-10-CAR 37 (5:57) (No Huddle) D.Booker right tackle to CAR 35 for 2 yards (J.Chinn).
- 2-8-CAR 35 (5:11) (Shotgun) D.Carr pass incomplete deep right to J.Jacobs.
- 3-8-CAR 35 (5:06) (Shotgun) D.Carr pass incomplete deep left to H.Renfrow (R.Douglas). X21
- PENALTY on CAR-T.Whitehead, Defensive Pass Interference, 18 yards, enforced at CAR 35 - No Play.*
- 1-10-CAR 17 (5:01) (Shotgun) D.Carr pass short right to D.Waller to CAR 9 for 8 yards (T.Pride; J.Burris).
- 2-2-CAR 9 (4:55) J.Jacobs left guard to CAR 6 for 3 yards (J.Chinn). R22
- 1-6-CAR 6 (4:14) **J.Jacobs right end for 6 yards, TOUCHDOWN.** R23
- D.Carlson extra point is GOOD, Center-T.Sieg, Holder-A.Cole.

**LV 34 CAR 30, 9 plays, 75 yards, 1 penalty, 4:21 drive, 10:52 elapsed**

D.Carlson kicks 62 yards from LV 35 to CAR 3. P.Cooper to CAR 30 for 27 yards (K.Wilber; T.Mullen).

**Carolina Panthers at 4:08, (1st play from scrimmage 4:03)**

- 1-10-CAR 30 (4:03) C.McCaffrey right end to CAR 45 for 15 yards (J.Abram; N.Morrow). R21
- 1-10-CAR 45 (3:22) C.McCaffrey right tackle to CAR 48 for 3 yards (T.Mullen).
- 2-7-CAR 48 (2:34) C.McCaffrey up the middle to LV 49 for 3 yards (N.Morrow).

Two-Minute Warning

- 3-4-LV 49 (2:00) (Shotgun) C.McCaffrey left guard to LV 46 for 3 yards (N.Morrow).
- Timeout #2 by LV at 01:23.
- 4-1-LV 46 (1:23) A.Armah up the middle to LV 46 for no gain (C.Ferrell; R.McMillan).

**Las Vegas Raiders at 1:11**

- 1-10-LV 46 (1:11) J.Jacobs up the middle to LV 47 for 1 yard (D.Brown; K.Short).

2-

Timeout #3 by CAR at 01:02.

3-7-LV 49 (1:02) J.Jacobs up the middle to CAR 46 for 5 yards (S.Thompson; K.Short).

4-2-CAR 46 (:14) (Run formation) *PENALTY on LV, Delay of Game, 5 yards, enforced at CAR 46 - No Play.*

4-7-LV 49 (:14) A.Cole punts 24 yards to CAR 27, Center-T.Sieg, out of bounds.

**Carolina Panthers at 0:08**

1-10-CAR 27 (:08) (Shotgun) T.Bridgewater pass incomplete deep right to C.Samuel.

2-10-CAR 27 (:02) (Shotgun) T.Bridgewater pass deep right to C.Samuel pushed ob at CAR 46 for 19 yards (D.Arnette).

P22

**END OF QUARTER**

	Score	Time Poss	First Downs				Efficiencies	
			R	P	X	T	3 Down	4 Down
Las Vegas Raiders	34	8:29	3	2	1	6	0/2	0/0
Carolina Panthers	30	6:31	3	3	0	6	2/3	0/1

9/13/2020 at Bank of America Stadium

## Ten Longest Plays for Las Vegas Raiders

Yards	Qtr	Play Start	Play Description
45	1	1-10-CAR 46	(6:30) D.Carr pass deep right to H.Ruggs pushed ob at CAR 1 for 45 yards (T.Boston).
29	3	2-14-LV 47	(8:18) (Shotgun) D.Carr pass short right to J.Jacobs to CAR 24 for 29 yards (S.Thompson).
23	2	3-2-CAR 23	(2:00) (Shotgun) D.Carr pass deep right to N.Agholor for 23 yards, TOUCHDOWN.
18	4	2-10-LV 25	(7:52) (Shotgun) D.Carr pass short left to J.Jacobs to LV 43 for 18 yards (J.Chinn; B.Roy).
15	2	1-10-CAR 46	(2:46) D.Booker up the middle to CAR 31 for 15 yards (T.Boston). FUMBLES (T.Boston), ball out of bounds at CAR 31.
15	3	3-21-LV 49	(10:36) (Shotgun) D.Carr pass short left to J.Richard to CAR 36 for 15 yards (T.Pride).
14	2	2-10-CAR 46	(13:09) J.Jacobs right end to CAR 32 for 14 yards (Y.Gross-Matos; S.Thompson).
14	4	2-4-LV 49	(6:39) (Shotgun) D.Carr pass short right to D.Booker to CAR 37 for 14 yards (S.Thompson).
12	2	2-3-LV 32	(4:37) (Shotgun) J.Jacobs left end to LV 44 for 12 yards (T.Whitehead).
11	2	1-10-CAR 17	(11:09) (Shotgun) D.Carr pass short right to H.Renfrow to CAR 6 for 11 yards (T.Pride).

## Ten Longest Plays for Carolina Panthers

Yards	Qtr	Play Start	Play Description
75	4	2-8-CAR 25	(8:41) (Shotgun) T.Bridgewater pass deep right to R.Anderson for 75 yards, TOUCHDOWN.
19	4	2-10-CAR 27	(:02) (Shotgun) T.Bridgewater pass deep right to C.Samuel pushed ob at CAR 46 for 19 yards (D.Arnette).
18	3	3-8-CAR 47	(3:02) (Shotgun) T.Bridgewater pass deep middle to D.Moore to LV 35 for 18 yards (I.Johnson; E.Harris).
16	1	3-8-50	(12:17) (Shotgun) T.Bridgewater pass deep left to C.Samuel to LV 34 for 16 yards (J.Abram).
16	1	2-5-LV 44	(3:44) T.Bridgewater pass short right to D.Moore to LV 28 for 16 yards (J.Abram).
16	4	3-14-LV 29	(15:00) (Shotgun) T.Bridgewater pass short left to C.McCaffrey to LV 13 for 16 yards (K.Nixon; E.Harris).
15	4	1-10-CAR 30	(4:03) C.McCaffrey right end to CAR 45 for 15 yards (J.Abram; N.Morrow).
13	2	1-10-LV 45	(6:42) (Shotgun) T.Bridgewater scrambles up the middle to LV 32 for 13 yards (J.Abram).
13	3	2-3-CAR 32	(4:59) C.McCaffrey up the middle to CAR 45 for 13 yards (I.Johnson).
11	1	1-10-CAR 37	(14:04) (Shotgun) T.Bridgewater pass to R.Anderson to CAR 48 for 11 yards (J.Abram).

## Touchdown Scoring Information

		Offense	Defense	Special Teams
<b>VISITOR</b>	Las Vegas Raiders	4	0	0
<b>HOME</b>	Carolina Panthers	3	0	0

## Player Scoring Information

Club	Player	TD	Rush TD	Rec TD	KO TD	Punt TD	Int TD	Fum TD	Misc TD	FG	XP	2Pt Rush	2Pt Rec	Sfty	Points
LV	J.Jacobs	0	3	0	0	0	0	0	0	0	0	0	0	0	18
LV	D.Carlson	0	0	0	0	0	0	0	0	2	4	0	0	0	10
LV	N.Agholor	0	0	1	0	0	0	0	0	0	0	0	0	0	6
CAR	C.McCaffrey	0	2	0	0	0	0	0	0	0	0	0	0	0	12
CAR	J.Slye	0	0	0	0	0	0	0	0	3	1	0	0	0	10
CAR	R.Anderson	0	0	1	0	0	0	0	0	0	0	0	1	0	8

## Possession Detail

	First Half		Second Half		Game	
	Visitor	Home	Visitor	Home	Visitor	Home
Largest Lead	5	3	12	3	12	3
Drives Leading	0	0	4	0	4	0
Time of Possession Leading	0:00	0:00	10:47	0:00	10:47	0:00
Largest Deficit	-3	-5	-3	-12	-3	-12
Drives Trailing	3	3	1	6	4	9
Time of Possession Trailing	15:08	9:54	4:21	14:52	19:29	24:46
Times Score Tied Up		0		0		0
Lead Changes		6		2		8

Percent of playtime per player on offense, defense and special teams

Las Vegas Raiders					Carolina Panthers				
		Offense	Defense	Special Teams			Offense	Defense	Special Teams
R Incognito	G	63 100%		6 21%	R Okung	T	67 100%		5 17%
K Miller	T	63 100%		6 21%	M Schofield	G	67 100%		5 17%
G Jackson	G	63 100%		6 21%	J Miller	G	67 100%		5 17%
R Hudson	C	63 100%		5 17%	T Moton	T	67 100%		5 17%
D Carr	QB	63 100%			M Paradis	C	67 100%		
D Waller	TE	56 89%			T Bridgewater	QB	67 100%		
J Jacobs	RB	49 78%			C McCaffrey	RB	65 97%		
B Edwards	WR	47 75%			D Moore	WR	58 87%		
D Good	G	45 71%		6 21%	R Anderson	WR	55 82%		
H Ruggs	WR	42 67%			C Samuel	WR	50 75%		
H Renfrow	WR	30 48%		2 7%	I Thomas	TE	44 66%		
J Witten	TE	28 44%		6 21%	C Manhertz	TE	36 54%		5 17%
A Ingold	FB	15 24%		17 59%	B Zylstra	WR	8 12%		13 45%
S Young	T	15 24%		1 3%	A Armah	FB	8 12%		11 38%
F Moreau	TE	12 19%		9 31%	S Roberts	WR	5 7%		
N Agholor	WR	12 19%			M Davis	RB	3 4%		15 52%
Z Jones	WR	9 14%			P Cooper	WR	3 4%		10 34%
D Booker	RB	8 13%		2 7%	J Burris	CB		63 100%	12 41%
J Richard	RB	7 11%		6 21%	J Chinn	DB		63 100%	8 28%
T Brown	T	3 5%			S Thompson	LB		63 100%	6 21%
J Abram	FS		67 100%	12 41%	T Boston	FS		63 100%	
C Littleton	LB		67 100%	7 24%	T Pride	DB		58 92%	7 24%
E Harris	SS		65 97%	18 62%	T Whitehead	LB		57 90%	6 21%
T Mullen	CB		63 94%	10 34%	R Douglas	CB		51 81%	4 14%
L Joyner	FS		60 90%		B Burns	LB		43 68%	7 24%
C Ferrell	DE		52 78%	2 7%	D Brown	DT		43 68%	6 21%
M Crosby	DE		51 76%	8 28%	K Short	DE		40 63%	6 21%
D Arnette	DB		48 72%	1 3%	S Weatherly	DE		38 60%	3 10%
M Collins	DT		47 70%	5 17%	Z Kerr	DE		24 38%	5 17%
N Morrow	LB		46 69%	18 62%	B Roy	DT		19 30%	
J Hankins	DT		39 58%	4 14%	Y Gross-Matos	DE		16 25%	2 7%
A Key	DE		29 43%	3 10%	M Haynes	LB		15 24%	5 17%
N Kwiatkoski	LB		22 33%	4 14%	E Obada	DE		14 22%	12 41%
C Nassib	DE		20 30%	1 3%	D Jackson	CB		11 17%	1 3%
M Hurst	DT		20 30%		C Elder	CB		6 10%	18 62%
I Johnson	CB		16 24%	16 55%	A Taylor	LB		4 6%	18 62%
K Vickers	DE		9 13%	1 3%	S Franklin	LB		2 3%	18 62%
K Nixon	CB		6 9%	22 76%	J Carter	LB			24 83%
R McMillan	LB		6 9%	13 45%	J Stanford	LB			18 62%
J Heath	SS		3 4%	18 62%	M Hartsfield	DB			16 55%
K Wilber	LB		1 1%	23 79%	T Cannon	RB			11 38%
D Carrier	TE			24 83%	J Slye	K			11 38%
D Carlson	K			13 45%	J Jansen	LS			7 24%
A Cole	P			9 31%	J Charlton	P			7 24%
T Sieg	LS			9 31%					



## LAS VEGAS REVIEW-JOURNAL

### **History made: Las Vegas Raiders open first season with win**

By Ed Graney

September 13, 2020

CHARLOTTE, N.C. — History will remember Sunday in the strangest of ways. Las Vegas has its NFL team, all right. Fortunately for it, recent shortcomings didn't repeat themselves.

The Raiders opened what has already proven to be a bizarre 2020 season by traveling east and taking down the Carolina Panthers 34-30 at an empty Bank of America Stadium.

So this is it. Beautiful structures featuring regular-season games for the country's most popular sport while being unoccupied by fans due to COVID-19. Funny. Such a deserted existence just might have helped the Raiders pull this thing off.

Piped in crowd noise ain't the real thing, folks. Not the same at all. So when the Raiders marched 75 yards in nine plays over 4:21 to take the lead for good in the waning moments, their focus appeared supreme.

### **An 'historic win'**

It might be just a start, but it's a promising one, given how it ended. The team that didn't finish nearly enough with touchdowns in the red zone last season was 3-for-4. The only time the Raiders didn't convert for six points when possessing the ball inside the 20, a Daniel Carlson field goal gave them three.

Raiders quarterback Derek Carr quoted scripture afterward, but there was nothing divine about that final Las Vegas drive. Just good execution and an oh-so-helpful pass interference penalty against Panthers linebacker Tahir Whitehead. Yes, the former Raider.

Las Vegas probably doesn't win this game last year and not because its home was in Oakland. Probably doesn't walk away smiling like Sunday. New season. New chapter. New home.

"It's a historic win for me," said Jon Gruden, who began his third season with the team since returning as head coach. "It's a historic win for our all players and our entire organization. Everybody got game balls, and I'm going to see if I can get hundreds of game balls to pass out to some of our season ticket-holders."

Gruden said the Raiders would have loved to go back to Allegiant Stadium and debut on Monday Night Football on Sept. 21 in front of a full house, but since that is not possible, they wanted to win the opener against Carolina for the fans. "Like I said when I started, hopefully our fans back home saw something they liked," he said.

### **How things got here**

Such a long and interesting road it took to get here. March of 2017. That's when NFL owners voted 31-1 in favor of the Raiders relocating from Oakland to Las Vegas. It doesn't become reality without the vision and leadership of Las Vegas Sands Corp. Chairman and CEO Sheldon Adelson. Raiders owner Mark Davis said as much moments after the vote became official at an Arizona resort.

It doesn't happen without the promise to build Allegiant Stadium. A \$750 million tax subsidy approved by the Nevada State Legislature made it impossible for owners to dismiss Las Vegas. Loath the heck out of Dallas Cowboys owner Jerry Jones if you want. The Raiders likely aren't approved to move without his influential voice in the room before ballots were cast. Jones carries the weight of an offensive tackle.

It wasn't a perfect beginning here by any means. A defense that has struggled stopping most anyone for some time now never could find much rhythm or consistency. It did manage the game's most important stop when stuffing the Panthers on fourth-and-1 from the Raiders 46 and 1:23 left in a four-point game.

That was fairly enormous, as was the fact new Panthers offensive coordinator Joe Brady didn't call for all-everything back Christian McCaffrey to get the ball. You're not at Louisiana State any more, Joe. Even the Raiders can play a little defense when needed. Seriously.

It's true that history can't be un-lived, but there's nothing wrong with creating an original version of it. That's what the Raiders did Sunday. The Las Vegas Raiders at that.

"We moved to Vegas from Oakland and while we miss those guys, Raider Nation is forever," said safety Johnathan Abram. "We have a new home in Las Vegas and it feels amazing to get the first win as the Las Vegas Raiders."

Still sound strange?

Of course. It's 2020.

### **'Special' Josh Jacobs more than holds his own in RB duel**

By Adam Hill

September 13, 2020

One of the best dual-threat running backs in the league put his full array of talents on display during the season-opener between the Raiders and Panthers on Sunday in Charlotte.

Christian McCaffrey was also on the field.

Josh Jacobs proved he was up to the challenge as he outshined the consensus top fantasy football pick and continued to establish himself as one of the league's elite backs with 25 carries for 93 yards and three touchdowns for the Raiders in Sunday's 34-30 win.

"I'm not going to put any more pressure on him than he puts on himself," coach Jon Gruden said. "I'm the son of a backfield coach, so I've seen a lot of running backs for a long time, But that was a little bit like Walter Payton used to play. It was hot as hell and he got beat up early, but he insisted on coming back and getting the ball as a runner and receiver.

"He deserves some national attention. I hope you guys give it to him."

Jacobs will get plenty of headlines after a sensational performance, the fourth multiple-touchdown game of the 14 he has played in the NFL. The second-year star also backed up all the offseason talk about his improvements in the passing game with career-highs of four catches and 46 yards.

"That's the thing I worked on the most in the offseason," Jacobs said of his role in the passing game. "That's what I was trying to build on. Just to see the team has confidence in me is huge."

It was on the ground where Jacobs did all of his scoring, including the game-winning touchdown from six yards out with 4:08 to play.

Gruden and quarterback Derek Carr both referred to Jacobs as "special," a term the 2019 first-round pick out of Alabama laughed off.

"I just feel regular, honestly," he said. "I had a pretty good game, but there's a lot I can correct. I know there's a couple plays I look back and think, 'Dang, I missed a backdoor cut there.' That's the kind of thing I try to hold myself to is having a perfect game and try to come back better next week."

Very few of those mistakes were noticeable to anyone but Jacobs.

He scored the first touchdown in Las Vegas Raiders history from 1-yard out after a long pass to Henry Ruggs.

His second score capped a pivotal drive in the third quarter that gave the Raiders their biggest lead. Jacobs had a 29-yard reception on a second-and-14 play to jumpstart the drive, then took it in on third-and-1 from the 7.

On the final drive, Jacobs got things started with an 18-yard reception from Carr and then scored on his second straight carry from inside the 10.

Of Jacobs, Carr said, "The things people don't see, like him without the ball, him blocking, how much defenses bite on play-action when we fake the ball to him. That's a quarterback's dream.

"The thing about us is we don't care about stats. We just want to do our job when our number is called. Josh did his job exactly how he was supposed to today."

That team concept was evident in how well the Raiders' offensive line played in front of Jacobs despite losing star right tackle Trent Young early and then his backup Sam Young not long after.

Jacobs knew he would still have plenty of room to operate.

"I have the ultimate faith in our offensive line, no matter who is in the game," said Jacobs, who mentioned the instruction the linemen receive from offensive line coach Tom Cable. "I know how he prepares them, I know how they work. So to me, I knew there wasn't going to be a drop-off. I knew they were prepared ... whether it was the passing game or the running game."

Jacobs had plenty of success in both.



## Raiders rally past Panthers in debut as Las Vegas' team

By Vincent Bonsignore

September 13, 2020

CHARLOTTE, N.C. — The Raiders were down to their third-string right tackle. They had just coughed up two straight touchdowns and a two-point conversion to inexplicably surrender a big lead, and with a little more than eight minutes left in their season opener against the Carolina Panthers, they needed to drive 75 yards for a go-ahead touchdown.

Either that or hop on a plane for the long trip back to Las Vegas while trying to make sense of a bitterly frustrating loss.

“A gut-check drive” is how Raiders coach Jon Gruden put it. This time a year ago, that would have been too tall an order.

But in a sign that things might be different for these Raiders, Derek Carr drove them the length of the field over nine plays — facing a third-down just once — with Josh Jacobs racing around the edge on a 6-yard touchdown run to put them back on top.

Not long after, the defense stuffed the Panthers on fourth-and-1 to preserve a 34-30 win in their first game as the Las Vegas Raiders. The key was the must-have, late-game drive that Carr engineered, taking full advantage of the arsenal now at his disposal.

“My mindset is that we are equipped to accomplish what we need to accomplish,” Carr said. “I’m proud of our guys for coming back and winning that game.”

Here are three keys to the victory:

### Carr comes through

Carr finished Sunday’s season opener 22 of 30 passing for 239 yards and one touchdown, which translated to an impressive quarterback rating of 107.5.

He was at his best when the Raiders absolutely needed it, the game-winning march one of two long go-ahead drives he conducted after the defense gave up leads. He also drove the Raiders on two third-quarter scoring drives to put them ahead 27-15.

Carr didn’t come close to throwing an interception while spreading the ball around to nine receivers. And throughout, he managed the game at the line of scrimmage by continually getting the Raiders in and out of play calls.

“Derek Carr was great today, that’s what we ask of him,” Gruden said. “In a game like this, we didn’t know much about our opponent. He made a lot of plays at the line of scrimmage, in the pocket.”

Never more so than on the game-winning drive.

“Especially when you have a 12-point lead and you have your guts taken out with a blown converge,” said Gruden, referring to Teddy Bridgewater’s 75-yard touchdown pass to Robby Anderson that gave the Panthers

a 30-27 lead. "You're backed up. There's nobody here. All you can hear is the coaches screaming on the sidelines. To take the ball, use some uptempo plays. ... With your third-string right tackle in there, I'm really proud of our team."

### **Defense survives**

The Raiders have a lot of work to do on defense after giving up 388 yards, including 75 yards on a blown coverage that led to the Panthers' go-ahead touchdown in the fourth quarter.

"Today was a very sloppy performance on the defense's part," said safety Johnathan Abram, who finished with 13 tackles. "We've got to go out and execute (better) than what we did. We gave up a few big plays."

But they also forced two three-and-outs to start the third quarter to help Carr and the offense build a 12-point lead. And with 1:22 left and the Raiders clinging to a 34-30 lead, they stopped the Panthers on a fourth-and-1 play at the Raiders' 46-yard-line to clinch the win. Cle Ferrell and Raekwon McMillan teamed up to tackle Panthers fullback Alex Armah for no gain.

The Raiders hope that stand is something they can build on.

"At the end the day, when the game is on the line, you gotta block all that out and line up and go," Ferrell said.

### **Good steps up**

The Raiders opted not to dress reserve tackle Brandon Parker, hoping that swing tackle Sam Young would suffice as injury coverage. But Trent Brown went down in the first quarter with a calf injury and Young soon joined him with a groin injury.

That meant Good, the Raiders back-up guard, had to play right tackle the remainder of the game. It was the first time since 2018 that Good played tackle in a game.

Nevertheless, the Raiders' run game didn't miss a beat and Carr had a clean pocket throughout the game.

Gruden said Good "deserves a lot of credit for going over there at right tackle and playing the whole game."

The question now is, with Brown and Young banged up, how much more tackle will he need to play?

## Victory for Vegas: Raiders hold on to beat Panthers, start 1-0 as local franchise

By Case Keefer

September 13, 2020

CHARLOTTE, N.C. — The Las Vegas Raiders may need to get into touch with Wilson Sporting Goods and order a new crate of game balls for rush delivery after their season-opening victory over the Carolina Panthers.

Raiders coach Jon Gruden's excitement immediately following his team's 34-30 victory Sunday afternoon at Bank of America Stadium had him promising to hand off a hefty portion of the 780 game balls the team is allotted for the year. It's the best way he could think to celebrate and share the first win in Las Vegas Raiders' history.

"It's a historic win for me, it's a historic win for all our players and our entire organization," Gruden yelled in his postgame news conference. "Everyone got game balls and I'm going to see if I can get hundreds of game balls to pass out to some of our season ticket holders. We'd love to be going back to our stadium and debuting Monday night with everyone, but it means a lot. We're all emotional about it. We wanted to get a win for them."

The Raiders didn't make it easy on themselves but ultimately prevailed behind an extravagant offense that looks like it will fit perfectly in their new home of Allegiant Stadium across from the Strip. Second-year running back Josh Jacobs was its week 1 headliner, as he tied the single-game franchise record with a career-high three rushing touchdowns off of 93 yards on the ground in addition to four receptions for 46 yards.

Jacobs' final trot into the end zone, off of a six-yard handoff with four minutes left in regulation, was the game-winner. It capped a 75-yard Raiders' drive directed by quarterback Derek Carr, who completed 22 of 30 passes for 239 yards and a touchdown on the day, that was made necessary after the team blew a 12-point fourth-quarter lead.

"My mindset was we were equipped to accomplish what we needed to accomplish," Carr said. "I'm proud of our guys that we did it, for coming back and winning that game. I'm so happy for our fans, everyone who has struggled through COVID, lost their jobs and just wanted to see the Raiders win."

The reminders of the unprecedented circumstances that the game was being played under because of the global pandemic were ubiquitous throughout.

A Lil Wayne song blaring out of the speakers two hours before kickoff as Carr went through his warm-up routine could be heard from at least four blocks away. The noise and one dogged entrepreneur's lonely merchandise rack with Panthers' hats and shirts were the only signs of an NFL game taking place in downtown Charlotte during the pregame.

The scene was just as barren inside the 75,000-seat venue as the lone thing that ever blocked the constant glare of the sun off the lower-bowl Panther blue-colored seats was the occasional photographer, security guard or mascot cutting through the sections. The Raiders thought they were ready for games without fans, but quickly learned otherwise.

Gruden described it as odd to be able to hear everything his assistant coaches were screaming on the sideline, and a number of players noted that they didn't have "the juice" early.

“Just getting the jitters out, it was very different playing without fans,” safety Jonathan Abram said. “Trying to get adjusted to that, we came out very slow.”

The Raiders' offense went 3-and-out on its first appearance and the defense started even worse, allowing the Panthers to score on each of their first four possessions. Las Vegas was able to hold Carolina to field goals on three of those four scoring drives — a Christian McCaffrey a six-yard touchdown run being the exception — and that ended up being a saving grace.

Carr and Jacobs were able to shake off the slow start quickly and spurred two first-half touchdowns, giving the Raiders a 17-12 halftime lead.

Jacobs scored the first touchdown in Las Vegas Raider history as he pounded in from one yard after rookie receiver Henry Ruggs III took a 45-yard reception to the goal line. Ruggs' deep catch is in competition with the second touchdown for the Raiders' top offensive highlight of the day.

Right out of the two-minute warning before halftime, Carr lofted a perfect pass into the corner of the end zone that free-agent acquisition Nelson Agholor caught over his shoulder for a 23-yard score.

“He can air it out and we've got some guys that can go get it,” Gruden said.

The Raiders' defense improved to start the second half after another newcomer, linebacker Nick Kwiatkoski, stuffed two straight plays near the line of scrimmage. The former Chicago Bear went to the locker room with a pectoral injury shortly afterwards, however, to add to a day where injuries piled up.

Starting cornerback Trayvon Mullen also missed time in the second half with an undisclosed injury before returning. Ruggs came down awkwardly on his knee on his final of three receptions, and though he also returned, he was less effective for the rest of the afternoon.

Right tackle Trent Brown played one series before a calf injury that had dogged him all training camp flared up, pressing veteran reserves Sam Young, who also ended up injured, and Denzelle Goode into expanded action.

“That was a championship effort by a lot of guys,” Gruden said.

“We're going to have some growing pains at times but today was a great job by everybody finding a way to win.”

Those growing pains are largely going to come from relying on young and unproven players on defense, as became painfully apparent in the fourth quarter. Despite high hopes for two second-year edge rushers, Clelin Ferrell and Maxx Crosby, the Raiders couldn't get any pressure, which allowed Carolina quarterback Teddy Bridgewater to routinely pick them apart with short passes.

Bridgewater, who finished with 270 yards and a touchdown on 22-for-34 passing, connected with McCaffrey for a pair of first downs near the start of the fourth quarter before the latter eventually rushed into the end zone from the 3-yard line for his second touchdown.

Once the Panthers got the ball back a couple minutes later, Raiders rookie cornerback Damon Arnette blew a coverage to allow receiver Robby Anderson to go 75 yards for a touchdown to put Carolina up 30-27 with eight minutes remaining.

Carr and Jacobs ignited for the game-winning drive to answer, though, and then the defense capitalized on their chance at a reprieve. On a fourth-and-1 play from the Raiders' 46-yard line with just more than a minute to go, defensive tackle Maleik Collins got a strong push as Ferrell and Raekwon McMillan swarmed in to stuff fullback Alex Armah for no gain.

That all but sealed the victory — one with significance that wasn't lost on Gruden.

"We can say whatever we want about the defense; they got the stop when we needed it," he said. "Fourth-quarter defense, fourth-quarter pass rush is going to be a big part of winning in this league. I'm just really happy to get a win for the Las Vegas Raiders, first win in history of the Raider franchise in Vegas and hopefully our fans saw something they liked."

## **THE ATHLETIC**

### **Johnathan Abram and Josh Jacobs set the tone for Raiders' win over Panthers**

By Vic Tafur

September 13, 2020

Derek Carr had his head down looking at plays on his tablet in the third quarter when he heard the missile launch.

"I just heard 'WHAPPP!,' and I looked up and it was 24," Carr said. "That stuff ignites a sideline."

Johnathan Abram, who wears No. 24, delivered the hit on Christian McCaffery that was the loudest moment of the Raiders' 34-30 road win over the Panthers. The safety brought the hammer and was all over the field for a defense that found its footing late in the season-opening win.

Meanwhile, running back Josh Jacobs sliced up the Panthers for 93 yards and three touchdowns rushing — including the 6-yard game-winner with 4:14 left — and 46 yards receiving.

"That was a little bit like Walter Payton used to play," Raiders coach Jon Gruden said. "It was hot as hell. He got beat up early. He insisted on coming back and he insisted on getting the ball as a runner and receiver. He is special."

Gruden is excited about his team's future, and second-year players Jacobs and Abram set the tone for a Raiders team that blew a 12-point fourth-quarter lead before driving for the late touchdown and making a fourth-down stand.

It was Abram's first game back after missing 15 last season with a shoulder injury.

"The energy he brings with some of those hits — we saw some on McCaffrey and some across the middle — it sets the tone," Carr said. "In this day and age, where we're not going to have fans this year and you're on the road, you've got to bring your own energy. You've got to bring your own juice, and he is that type of player that brings the energy and the juice."

Gruden said the Raiders are counting on Abram and the defense for even more next week against the Saints and then the rest of the season. He thinks they had a legitimate excuse on Sunday.

"Let's be honest, for your first game you've played in a long time," Gruden said. "These guys missed the offseason program. They missed a lot of work last year. You're out there with live bullets against McCaffrey, Teddy Bridgewater and a pretty good offensive team.

"I think they are going to get confidence and make improvements, but we've got to play way better on defense. And John is a big part of that, and we expect him to make sure that happens."

Abram said it felt great to be back on the field, but ...

"Today was a very sloppy performance on the defense's part," said Abram, who finished with 13 tackles, including nine solo and one for a loss. "We have to execute way better, but did we enough to get the win."

He thought the Raiders had some jitters in the first half.

"It's very different playing without fans," he said. "We came out kind of slow and it took us some time to get adjusted to that. The second half, we were able to get some momentum with the three-and-outs but next time we have to come out fast and finish strong."

Defensive end Clelin Ferrell came up with the big stop on the fourth-and-1 play in the closing minutes, but credited Jacobs and Abram with lighting the spark.

"(Jacobs) set the tone for sure," Ferrell said, "especially for the offense and everything they went through — losing big Trent (Brown) and then Sam (Young) ... and obviously Tyrell (Williams) is not on the offense and we have a bunch of guys hurt. To see him come in and run hard and carry us is a testament to who he is as a man.

"There is no quit in him. He went out and balled. That's my dawg."

Jacobs had his fourth multi-rushing touchdown game in just his 14th career contest, which is tied for third-most in NFL history. (Eric Dickerson had six in his first 14 games, while Marcus Allen, Curtis Martin and Ickey Woods had five each.)

"Josh is special," Carr said. "The things people don't see — Josh without the ball, Josh blocking, Josh in the play-action game, how much they bite when we turn around to fake the ball to him. That's a quarterback's dream when you have someone like that."

A 45-yard play-action pass to Henry Ruggs III set up Jacobs' first touchdown of the day, a 1-yard skip in the first quarter.

Jacobs finished with four catches for 46 yards to put him on an early pace to top his goal of 60-plus receptions after having 20 his rookie season.

"That's the thing I worked on the most this offseason," he said. "Trying to build my different routes and knowing certain leverages. To see that (Gruden) has confidence in me is huge for me."

And Jacobs did all that while watching good friend Abram lay some lumber.

“John is a character,” Jacobs said, laughing. “On and off the field. The way he flies around and brings that juice to the defense, it’s electric.”

“I catch myself watching him like a fan. I am definitely happy to have him back.”

Abram and Raiders fans are happy as well.

“It feels amazing to get that first win as a Las Vegas Raider,” Abram said.

## **Five observations from the Raiders’ ‘historic’ road win against the Panthers**

By Tashan Reed

September 13, 2020

CHARLOTTE, N.C. — The atmosphere as the Raiders took on the Panthers on Sunday was essentially nonexistent. The stands at Bank of America Stadium were empty. The artificial crowd sounds were little more than background noise.

It was an awkward experience watching the swings of the game go without reaction from the press box, but that didn’t impact the quality of football. Both teams battled it out. There was trash talk going in both directions. The coaching staffs, team personnel and players on the sidelines remained engaged. Lack of outside noise aside, it felt like the game mattered to everyone involved.

“It’s a historic win for me,” coach Jon Gruden said Sunday. “It’s a historic win for all our players and our entire organization. Everybody got game balls. And I’m going to see if I can get hundreds of game balls to pass out to some of our season-ticket holders. We’d love to be going back to our stadium and debuting on Monday night with everyone, but it means a lot. We’re all emotional about it. ... Hopefully, our fans back home saw something they liked.”

Ultimately, the Raiders needed a game-winning drive to beat the Panthers 34-30. They’ll have a lengthy layover before they make their Allegiant Stadium debut against the Saints on Monday Night Football on Sept. 21. Here are five observations from the first win in Las Vegas Raiders’ history.

### **The lack of pressure from the defensive line is concerning**

For most of the game, Panthers quarterback Teddy Bridgewater had all day to throw. He got off to a hot start in the first quarter and completed 5 of 7 passes while averaging 8.4 yards per attempt to help Carolina take a 9-7 lead. Although Bridgewater dropped to 5.0 yards per attempt in the second quarter, the Raiders had zero sacks and only one quarterback hurry at halftime against a mediocre Panthers offensive line.

“I wouldn’t say it was more so what they did; I think it was more so what we didn’t do,” defensive end Clelin Ferrell said Sunday. “As a rushing group, it was a lot of things out there that, because of everything that’s happened the last few months, we weren’t accustomed to. But there’s no excuses. We really just got to learn how to know our rushing lanes. And learn how to get off blocks; not rushing down the middle of people. Knowing who got the one-on-one and just winning the one-on-one. ... I feel like we definitely can make a very big jump as a D-line.”

Defensive coordinator Paul Guenther alternated between 4-2-5 and 4-3 fronts and began to send more pressure at Bridgewater as the game progressed. The Raiders came up with their first sack early in the third quarter when Maurice Hurst and Carl Nassib teamed up to bring down Bridgewater despite a Carolina holding penalty. Besides that, they couldn't get much going: They finished with one sack and three quarterback hurries.

It wasn't a fatal flaw Sunday, but more talented offenses will be able to exploit the Raiders secondary if they're given that much time to operate moving forward.

### **Trent Brown aggravated calf injury as Raiders were hit by injury bug**

Brown started the game at right tackle but didn't return for the remainder of the contest after the Raiders went three-and-out. On the sideline, the training staff was working on the same leg that had him listed as "limited" during practice Wednesday. He was upgraded to a "full" participant Thursday and was expected to be good to go. One drive was enough to tell that he wasn't.

Brown missed the vast majority of training camp due to the calf injury. While he was out, it was Sam Young who beat out Brandon Parker, who was designated as inactive before the game, for most of the first-team reps at right tackle. The 11-year veteran stepped in for Brown starting with the second drive. Young hurt his groin in the third quarter so Denzelle Good, who's normally a backup guard, stepped in at right tackle.

Regardless of who was in, the offense didn't miss a beat. The Raiders scored on five consecutive drives and didn't allow quarterback Derek Carr to be hurried or sacked once all game. The offense averaged a whopping 6.1 yards per play.

"I believe that they're the best group in the world," Carr said Sunday. "I love them. And that's not just the starters. All of them. In a COVID year, the mindset was, 'Man, we may have to keep some extra linemen. We might have to keep some extra guys just in case COVID hits.' Injuries happened and things happened and we went down to Denzelle Good playing right tackle. I'll let the coaches talk about how many reps he had at right tackle, but I think he did a pretty good job against some pretty good players.

"Anytime I don't get touched and we run the rock well, everyone should be praising the offensive linemen and giving them free food. I know, if my wife is listening, they're going to need some cinnamon rolls this week."

The entire offensive line played a role in that, of course, but right tackle could've been a weak link and it wasn't. That's impressive, but the Raiders have to be worried about the health of Brown, who's their highest-paid player. He suffered a season-ending pectoral injury last season and has gotten off to a rough start in 2020. They'll need him to be a consistent presence in order for the offense to reach its full potential.

Overall, it was a rough afternoon for the Raiders in terms of injuries. Henry Ruggs III caught three passes for 55 yards in the first half but suffered a knee injury on his third grab. Although he returned in the second half, he didn't register a catch. Middle linebacker Nick Kwiatkoski suffered a pectoral injury in the third quarter and missed the rest of the game. To recap, the Raiders had three players leave the game: Brown, Young and Kwiatkoski.

"I can promise you this: I was not expecting Denzelle Good to play right tackle; nor was (offensive line coach) Tom Cable," Gruden said. "It's unfortunate. We're very concerned. And hopefully, we get some good news on



Nick, but we traded for Raekwon McMillan. We made sure Nick Morrow was going to be a part of our plans here. If need be, they're going to be good enough players to play. Because we got some good games coming up. We gotta get ready for (Drew) Brees and the Saints."

### **The defense couldn't get off the field**

Christian McCaffrey had a good game: He had 23 carries for 96 yards and two touchdowns and caught three passes for 38 yards. He just wasn't transcendent, which is the goal when you're facing arguably the best running back in the league. The issue was that the Raiders allowed his supporting cast to find success as well.

Robby Anderson caught six passes for 115 yards and a touchdown. D.J. Moore had a solid outing with four catches for 54 yards. The defense was gashed for 6.0 yards per play. The Panthers converted 58 percent of their third-down attempts. The Panthers scored on six of their 10 drives for the game. The Raiders' saving grace was that half of those scores were only field goals.

Beyond the nonexistent pass rush, the secondary showed its youth. Bridgewater threw for only 251 yards but averaged 7.8 yards per attempt and made timely completions. Rookie cornerback Damon Arnette made the blunder of the game in the fourth quarter when he slipped on a double move by Anderson. Arnette grabbed Anderson and was called for holding, but Anderson still caught the pass and scored a 75-yard touchdown that gave the Panthers a 30-27 lead.

The offense responded, but lackluster defense nearly cost the Raiders the win.

### **The team displayed resiliency**

The Raiders appeared to have the game in hand. They'd forced their first two stops of the game and scored on their fifth straight possession to take a 27-15 lead late in the third quarter. Instead, the Panthers scored back-to-back touchdowns with a stop sandwiched in between to take a 30-27 lead.

Suddenly, the Raiders found themselves trailing on the road with 8:29 remaining in the fourth quarter. Instead of folding, the offense engineered a methodical nine-play, 75-yard drive. On a crucial third-and-8, wideout Hunter Renfrow drew a pass interference call on former Raiders linebacker Tahir Whitehead that put them at the Panthers' 17-yard line. Two plays later, running back Josh Jacobs scored the game-winning touchdown on a 6-yard rush.

The Panthers got the ball back with 4:08 left in the game, so the contest was far from over. They picked up a first down, but the Raiders forced a turnover on downs by stuffing Panthers fullback Alex Armah on fourth-and-1. The defense ended a disappointing performance on a strong note. It doesn't make up for the unit's miscues, but the Raiders showed heart.

"It's an emotional game," safety Johnathan Abram, who had 13 tackles, said Sunday. "We fought hard all game. We weren't leaving here without this W. I told the defense before we went out there, 'This game is on us. We got to step up and get this win.'"

### **Carr was efficient, but Jacobs remains driving force of offense**

Carr completed 73.3 percent of his passes and averaged 8.0 yards per attempt. He didn't hesitate to push the ball down the field and completed a pretty 23-yard touchdown pass to Nelson Agholor in the first half. Regardless of his strong showing, Jacobs stole the show.

The second-year running back had 25 carries for 93 yards and three touchdowns in addition to four catches for 46 yards. He was explosive, powerful and elusive. All three of his scores were 7 yards or fewer and his longest carry only went for 14 yards, but that's irrelevant. He was clearly the best player on the field Sunday.

"I'm not gonna put any more pressure on him than he puts on himself," Gruden said. "I've been the son of a backfield coach my whole life; my dad (Jim Gruden) coached at Tampa Bay and Notre Dame and I've seen a lot of running backs for a long time. That was a little bit like Walter Payton used to play. It was hot as hell. He got beat up early. He insisted on coming back. He insisted he get the ball as a runner and receiver.

"He's special."

## ESPN.COM

### **Josh Jacobs outperforms Christian McCaffrey (barely) in Raiders' win**

By Paul Gutierrez

September 13, 2020

Josh Jacobs picked up where he left off last season, when many saw him as being robbed of the NFL offensive Rookie of the Year award, and outperformed (barely) Carolina's all-everything back Christian McCaffrey in the Las Vegas Raiders' 34-30 victory.

Jacobs, who missed three of the Raiders' final four games last season with a shoulder fracture, rushed for a career-best three touchdowns (he had seven TDs all of last season) while running for 93 yards on 25 carries and catching four passes for 46 yards. McCaffrey, meanwhile, ran for 96 yards and two TDs on 23 attempts and added three catches for 38 yards.

Jacobs became the second player since the 1970 AFL-NFL merger to rush for at least two TDs in a season opener in his first two seasons, joining Lawrence Phillips, who did it for the Rams in 1996 and 1997. There were seven lead changes in the game.

**Describe the game in two words:** Football's back. And the Raiders looked sharp on offense, did just enough on defense and won a season opener in the Eastern Time Zone for the first time since 1983, the last time the Raiders (gulp) won a Super Bowl.

**Troubling trend:** You had to wonder how players would react to real-game hitting after an offseason devoid of exhibition games and, well, a true offseason program. The Raiders lost a pair of right tackles in starter Trent Brown (right calf) and his replacement Sam Young (groin), as well as starting middle linebacker Nick Kwiatkoski (pectoral). Rookie receiver Henry Ruggs III, meanwhile, tweaked his left knee late in the second quarter but returned, mostly as a decoy, for the second half.

**QB breakdown:** Derek Carr was the epitome of efficient, completing 22 of 30 passes for 239 yards and a touchdown pass to Nelson Agholor en route to his 19th career, fourth-quarter comeback victory. And Carr did it with a pair of rookies starting at receiver in Ruggs and Bryan Edwards. Carr got Ruggs involved early and often, hitting him on a 45-yard bomb to the 1-yard line, though had he hit him in stride, it would have been a score. Carr did place Agholor's touchdown perfectly into his arms with the over-the-shoulder throw into the end zone.

**Pivotal play:** The Raiders' defense in general, defensive end Clelin Ferrell in particular, holding on fourth-and-inches from their own 46-yard line with 1:23 to play, with the Raiders nursing that four-point lead. Why the Panthers gave the ball to fullback Alex Armah rather than McCaffrey is a mystery. But the Raiders will gladly take it.

## ASSOCIATED PRESS

### **Jacobs runs for 3 TDs as Raiders hold off Panthers 34-30**

By Steve Reed

September 13, 2020

CHARLOTTE, N.C. (AP) — Comparisons to all-time greats are a dangerous business. Raiders coach Jon Gruden apparently doesn't care.

Josh Jacobs followed his strong rookie season by running for 93 yards and three touchdowns, Derek Carr threw for 239 yards and a score, and the Las Vegas Raiders hung on to beat the Carolina Panthers 34-30 on Sunday to spoil Matt Rhule's coaching debut.

It was the Raiders' first game since moving from Oakland to Las Vegas.

"That was a little bit like Walter Payton used to play," Gruden said. "It was hot as hell. He got beat up early. He insisted on coming back and he insisted on getting the ball as a runner and receiver. He is special. He deserves some national attention — and I hope you give it to him."

Jacobs' 6-yard run around the right end with 4:14 left put the Raiders ahead for good after they'd surrendered a 12-point fourth quarter lead.

Jacobs laughed at being labeled special, and was more concerned about the yards he left on the field.

"There is still a lot I can convert," said Jacobs, who ran for 1,150 yards and seven TDs in 13 games in 2019. "I know there were a couple of plays I look back and, man, I missed the hole, I missed the backdoor cut. Things like that."

The Raiders scored on six of their first eight possessions against a young Carolina defense that started three rookies. But they needed a defensive stop to seal the victory.

Trailing 34-30, Panthers new offensive coordinator Joe Brady called a handoff to fullback Alex Armah — instead of All-Pro Christian McCaffrey — on fourth-and-inches at midfield. He was stopped at the line with 1:11 left. McCaffrey racked up 134 yards from scrimmage and scored two touchdowns.

Rhule took blame for the call the game,.

"It's a play we were all on board with," McCaffrey said, referring to Armah picking up a first down on a similar play earlier.

After going three-and-out on their first drive, the Raiders scored on five straight possessions to take a 27-15 lead.

Carolina battled back, turning heavily to their star McCaffrey late in the third quarter. He got 11 touches and picked up 64 yards on one drive that culminated in his 3-yard TD run. Later, Teddy Bridgewater found Robby Anderson for a 75-yard strike on a blown coverage. Bridgewater went back to Anderson for the 2-point conversion to take a 30-27 lead. The free agent pickup from the Jets finished with six catches for 115 yards.

Carolina's inexperienced secondary struggled at times, with rookie cornerback Tony Pride missing one assignment that resulted in a 45-yard gain for rookie Henry Ruggs III. Later, he allowed a 23-yard touchdown pass to Nelson Agholor.

It didn't help that Carolina's No. 1 cornerback Donte Jackson (ankle) went down early in the first quarter.

Of course, the Raiders started two rookies of their own at wide receiver: Ruggs and Bryan Edwards combined for six catches and 64 yards.

"My mindset isn't that we have two rookie receivers," Carr said. "My mindset is we are equipped to accomplish what we want to accomplish. I am proud of our guys for coming back and winning that game."

The only onlookers allowed into the stadium due to the coronavirus pandemic were about 40 staff and partners of the Panthers, who took in the game from some end-zone seats.

### **BRIDGEWATER'S DEBUT**

Bridgewater replaced Cam Newton as the franchise's starting QB and finished 22 of 34 for 270 yards and one touchdown in his Carolina debut. He said he was brought to tears during the playing of the Black national anthem "Lift Every Voice and Sing" in pregame warmups, thinking about his own journey back to being a full-time starting QB following a horrific knee injury in 2016.

"I was thinking about the process and the journey," Bridgewater said. "I shed so many tears I had to run off the field early."

### **RACIAL JUSTICE**

Eight Panthers knelt for the national anthem, including Bridgewater, while nine others raised their first in protest of racial injustice before the game at Bank of America Stadium. The Raiders stood side-by-side for the national anthem with no demonstrations.

Among the other Carolina players who knelt for the anthem were Kawann Short, Anderson, Stephen Weatherly, Yetur Gross-Matos, Pride Jr., Bravvion Roy and Brian Burns. Linebacker Shaq Thompson was among those who raised his fist.

Both teams stood earlier for the playing of "Lift Every Voice and Sing."

### **INJURIES**

Raiders: Lost both right tackles to injuries: Trent Brown (calf) in the first quarter and Sam Young (groin) in the third quarter. That forced the Raiders to move guard Denzelle Good to right tackle. Gruden called it a "championship effort" by a lot of guys, including Good.

Panthers: Jackson was replaced by Rasul Douglas, who was signed off waivers by Carolina last week. Cornerback remains a position of concern for Carolina.

**UP NEXT:**

Raiders: host the Saints on Monday night, Sept. 21.

Panthers: visit Buccaneers on Sunday.

**BAY AREA NEWS GROUP****Inside the Raiders: 2019 first-round picks Jacobs, Abram, Ferrell come up huge against Panthers**

By Jerry McDonald

September 13, 2020

Josh Jacobs was the heart and soul of the Raiders offense. Same goes for Johnathan Abram on defense.

And as for Clelin Ferrell, he assisted on the play that ensured the Raiders a 34-30 win over the host Carolina Panthers Sunday.

Jacobs rushed for 93 yards on the dat, and made good on Jon Gruden's offseason insistence that he become part of the passing game with four receptions for 46 yards. Jacobs had touchdown runs of 1, 6 and 7 yards and was the most productive back on the field.

Considering Christian McCaffrey was on the opposite sideline, that's saying something.

Abram led the Raiders with 13 tackles, nine of them solo stops, and delivered a crunching blow on McCaffrey in the third quarter.

Ferrell and linebacker Raekwon McMillan made sure Jacobs' third touchdown held up when they stuffed Carolina fullback Alex Armah on a fourth-and-1 play with just over a minute to play, enabling the Raiders to kill the clock and begin the season 1-0.

Going in to the 2018 season, the Raiders dealt Khalil Mack to the Chicago Bears, giving themselves three first-round draft picks the following offseason. Ferrell went No. 4 out of Clemson, Jacobs 24th with the Mack pick, and Abram at No. 25.

As Gruden said at the time, the trade will be debated "until the cows come home" but it was made with the future in mind. Like the deal or hate it, the Raiders don't win their opener without all three of the 2019 draftees.

Jacobs, who lost out to Kyler Murray a year ago as the NFL's Rookie of the Year after missing the last three games with a broken shoulder, picked up where he left off before he got injured in 2019.

"I've been the son of a backfield coach my whole life," Gruden said said on a postgame Zoom call. "I've seen a lot of running backs for a long time. That was a little bit like Walter Payton used to play. It was hot as hell. He got beat up early. He insisted on coming back. He insisted he get the ball as a runner and receiver. He's special. He deserves some national attention. I hope you guys give it to him."

Jacobs' running ability comes as no surprise, given he rushed for 1,150 yards in 13 games as a rookie. Part of the plan was to involve Jacobs more in the passing game, and he had an 18-yard catch from Derek Carr during the nine-play, 75-yard drive that won the game.

"I mean, that's the thing I worked on the most coming in to the offseason," Jacobs said. "Just trying to build my different routes, whether it's extending them or stacking them or knowing certain leverages. Just to see that he has confidence in me is huge for me."

Carr, who threw 30 passes while the Raiders ran it 31 times, loves the balance Jacobs brings to the offense.

"Josh is special," Carr said. "The things that people don't see, Josh without the ball, Josh blocking, Josh in the play-action game and how much they bite when I fake the ball to him. It's a quarterback's dream."

Abram left the field with a torn labrum after last year's opener, going on injured reserve and missing almost all of his rookie year. He's been counseled to play with poise and abandon, while putting aside the reckless abandon. He was the best defensive player on the field against Carolina.

One third-quarter hit on McCaffrey had Carr looking up from his tablet highlight session and Jacobs fired up on the sideline.

"John is a character on and off the field. You just see the way he flies around and the way he brings that juice to that defense," Jacobs said. "It's electric. I catch myself watching him like a fan."

Abram is definitely keeping it under wraps in media settings, dodging questions about his big hit and stressing team goals.

"It felt great to be back out there today with my guys," Abram said. "Today was a very sloppy performance on the defense's part. We've got to go out and execute a lot more than we did. We gave up a few big plays, and when you give up big plays in this league, that's how you get beat. We were fortunate to come out with a 'W' today but overall we did what we needed to do to get the win."

Ferrell, who had a hand in the fourth-and-1 stop, gave credit to the Carolina offense to a point.

"The defense definitely did not feel it was how we needed to play," Ferrell said. "When the game is on the line, you've got to block all that out . . . I wouldn't say it was they did, it was more what we didn't do."

### **CARR AT HIS BEST**

Hard to imagine Carr being much better than he was against Carolina.

Four touchdowns and two field goals in nine possessions. No turnovers. A short-of-the-stake third-down attempt to Jason Witten wasn't great, but his 23-yard strike to Nelson Agholor was a thing of beauty.

It came on third-and-2, when Carr didn't take the safe play and throw to Bryan Edwards on a drag route, instead dropping a dime to Agholor for the touchdown.

"In the huddle, he looked at me and said, 'If you come to me, just throw it in the end zone and I've got it,' Carr said. 'I said, 'I can do that.' We went to the line and sure enough, he made the play.'"

### **BOOKER'S SURPRISING ROLE**

Devontae Booker played so well Sunday that Mike Mayock's decision to deal Lynn Bowden Jr. makes more sense.

Bowden wasn't ready to play, but Booker was. He had four carries for 29 yards and three receptions in three targets for 23 more. Booker broke tackles and ran decisively and with aggression.

If you'd have told me Booker would come away with 52 yards on seven touches while Jalen Richard had one catch for 15 yards there would have been some skepticism.

Bowden, given his late arrival in Miami, was not active in a 21-11 loss to New England.

### **MUCH NEEDED EXTRA DAY OFF**

Trent Brown missed most of training camp and hurt his calf. No telling how long he'll be out. Backup Sam Young departed with an injury as well. Nick Kwiatkoski left in the first half with a pectoral injury, stripping the Raiders of their defensive signal caller.

Henry Ruggs III returned after a knee injury, but was little more than a decoy in the second half. It was a good sign he got sent to the interview zoom podium afterward, because he likely would have been held back from public comment if the injury was something to be overly concerned about.

Hard to know whether an extra day off will help any of those injuries, but luckily for the Raiders they don't play until Monday night against New Orleans.

### **WHERE'S THE RUSH?**

The Raiders' inability to put pressure on Teddy Bridgewater is the most concerning development in Week 1. Maurice Hurst and Carl Nassib combined on the lone sack. On another play, a blitz by Cory Littleton resulted in a scramble gain for Bridgewater.

The Raiders probably won't be a big blitzing team and certainly don't want to be, given the youth in the secondary.

## **RAIDERS.COM**

### **Johnathan Abram is happy to be back on the field following 13-tackle performance**

By Raiders.com Staff

September 13, 2020

Johnathan Abram spent one game in defensive coordinator Paul Guenther's system last year before suffering a season-ending injury, but Sunday afternoon against the Carolina Panthers he looked like a five-year veteran.

In a 34-30 win, Abram led all defenders with 13 tackles and added one tackle for loss. After missing nearly all of last year with a shoulder injury, the former first-round pick looked healthy and fast on the grass today, pleasing his teammates and the coaching staff.

When Head Coach Jon Gruden and General Manager Mike Mayock selected Abram in the first round last year, they did it with the intention of him maturing into one of the best safeties in the league and becoming a tone-setter for the Silver and Black.

"These guys missed the offseason program," Gruden said about Abram and others following the win. "They missed a lot of work last year, he's out there with live bullets against McCaffrey and a Teddy Bridgewater, and a pretty offensive team, but we have to play better on defense and John's a big part of that, and we expect him to make sure that happens."

On numerous occasions Sunday, Abram delivered a booming hit on Christian McCaffrey and other members of the Panthers. Often times, No. 24 wouldn't be anywhere in the vicinity of the play, but he'd come out of nowhere and make a key stop. The former Mississippi State Bulldog's ability to jolt opposing players with the sound of thunder and strike faster than lightning was something the Raiders desperately missed last season.

"John is a character, on and off the field, but if you just see the way he flies around — he had like, 14 tackles today or something crazy like that," Josh Jacobs said postgame. "If you just see the way that he flies around and the way he brings that juice to the defense, it's electric. I'll watch him and catch myself watching him like a fan, so I'm definitely happy to have him back."

For nearly 12 months, Abram watched from the sidelines eager to unleash his talent on the field, but he stayed patient, knowing he'd finally have his chance. The added time in the playbook allowed him to understand the intricacies of Guenther's scheme and resulted in excellent communication against the Panthers.

Even though NFL analysts are considering this Abram's "rookie year," the 23-year-old doesn't have a problem speaking up like a veteran. Following the game, he expressed his excitement to be back on the field, but he was all business when it came to evaluating his performance along with the defense as a whole.

"It felt great to be back out there with my guys," Abram said. "Today was a very sloppy performance on the defense's part. We have to go out and execute way more than we did. We gave up a few big plays and if you give up big plays in this league that's how you get beat. We were fortunate to do enough to come away with a 'W' today, but overall we did what we needed to do to get the win."

With the pieces added this offseason, the Raiders are looking to take a big step forward on defense, and as Gruden said, Abram is a big part of that. As long as he can stay healthy, the expectations surrounding him are sky high, especially after his 13-tackle afternoon.

### **Resiliency in the trenches: How the O-line powered Josh Jacobs and the Raiders offense in a big win**

By Levi Edwards

September 13, 2020

The Raiders can officially say they are undefeated since moving to Las Vegas.

The Silver and Black were able to pull out a hard-fought battle in Charlotte, NC, defeating the Panthers in the first game of the season, 34-30. The efficiency of the Raiders' offense was the deciding factor in this game, as they were able to come up with more than 130 rushing yards.

Second-year running back Josh Jacobs was characteristically excellent, putting up three touchdowns and 136 total yards, in addition to a number of eye-opening moves. But following the game, Jacobs said it was just business as usual.



"I feel regular honestly," Jacobs said after his hat trick. "I had a pretty good game, but I missed some things. There's a couple of plays I look back on, and I'm like 'Man, I missed the hole' or 'I missed the backdoor cut.' That's more of the things I try to hone myself on, trying to have the perfect game and trying to come back better next week."

Coach Gruden was extremely pleased with the play of his running back and knows that with Jacobs demanding a lot from himself, he can shift into a support role.

"I am not going to put anymore pressure on him than he puts on himself," said Gruden. "I've seen a lot of running backs for a long time, but that was a little bit like how Walter Payton used to play. It was hot as hell; he got beat up early, he insisted on coming back and insisted he got the ball as a runner and as a receiver. He's special, and he deserves some national attention."

Perhaps the biggest obvious improvement in Jacobs' game from Year One to Year Two is his work in the passing game. It's something Jacobs has prided himself on and something he's excited to showcase the rest of the season.

"That's the thing I worked on the most coming into the offseason," said Jacobs, referring to his route running and catching. "Just trying to build my different routes whether it's extending them or stacking them or knowing the certain leverages; that's the thing I've tried to build on the most. Just to see (Gruden) has the confidence in me is huge for me."

Quarterback Derek Carr also had an impressive game, making some smart, accurate throws in the pocket to move the ball down the field consistently throughout the game. He finished with 239 yards with a 73 percent completion rate, plus a gorgeous 23-yard touchdown pass in the second quarter to Nelson Agholor. Carr was able to give an Old Testament analogy to how his team was equipped to win this week.

"When God spoke to Moses, he said, 'What if they don't believe me when I tell them?' God said 'What's in your hand?' You see we've been equipped the whole time to accomplish what we want to accomplish," said Derek Carr. "I am proud of our guys that we did it, I'm proud of our guys for coming back and winning that game."

Carr was able to stay comfortable in the pocket and was sacked zero times by the Panthers' defense. This is even more of an impressive feat considering that both the Raiders right tackles — Pro Bowler Trent Brown (calf) and Sam Young (groin) — were injured early in the game, and the Raiders had to move backup right guard Denzelle Good to tackle.

"I believe they are the best group in the world," Carr said of his offensive line, a unit ranked No. 1 in the NFL by Pro Football Focus coming into the season. "Injuries happen, and things happen and we went down to Denzelle Good playing right tackle, which I'll let coaches talk about how many reps he's had at right tackle, but I think he did a pretty good job against some pretty good players. Anytime I don't get touched and we run the rock well, everyone should be praising the offensive linemen and giving them free food. I know if Heather, my wife, is listening, they're going to need some cinnamon rolls this week."

Gruden agreed.

"That was a championship effort by a lot of guys," Gruden said. "We lost Trent Brown after three plays, we lost Sam Young, and Denzelle Good deserves a lot of credit for going over there without any work at right tackle"

and playing the whole game. Derek Carr was great today, and that's what we asked of him in a game like this; he made a lot of plays at the line of scrimmage and in the pocket.

"I'm just happy to get a win for the Las Vegas Raiders. First win for the history of the Raiders in Vegas and hopefully the fans saw something they liked."

## **Quick Snap: Three observations from the Raiders' season-opening W**

By Levi Edwards

September 13, 2020

### **Josh Jacobs is a grown man**

The Raiders' 2019 first-round draft pick had himself a game today.

Jacobs continues to prove himself as the workhorse back of the future for the Raiders, finishing with 93 yards on 25 carries and three touchdowns. After saying he had worked heavily on his route-running this offseason, Jacobs also made some key plays in the passing game, averaging 11 yards per catch with 46 yards on four receptions.

Aided by a monstrous performance from his offensive line, Jacobs brought out his lunch pail and went to work from kickoff, running through gaps and punishing the Panthers' LB corps at the second level. And when he rested, backup Devontae Booker also gave the Silver and Black some solid production with 29 rushing yards and 23 receiving yards on three catches.

### **The O-line deals with adversity by dominating**

Zero.

That's the number of times Derek Carr was sacked today. And it wasn't how the Coach Cable and the rest of the staff drew it up; injuries sidelined both tackles Trent Brown and Sam Young, and Denzelle Good was forced to slide over to play right tackle.

As mentioned above, Jacobs enjoyed a terrific game with a hat trick on the ground. Despite have injuries to both right tackles Trent Brown and Sam Young, the offensive line was more than able to hold their own with Rodney Hudson and Richie Incognito leading the way in the trenches.

### **The defense came up when it mattered.**

The young Raiders secondary was definitely tested the way Coach Gruden expected the way they would be. Despite giving up 30 points, including a 75-yard touchdown reception to Robby Anderson, the young defense held their own in key situations.

Johnathan Abram and Trayvon Mullen were able set the tone for the young secondary, and the defensive line was able to come through with a key sack from Carl Nassib and Maurice Hurst to get a monumental stop in the third quarter.

The team collectively dug deep with a fourth-down stop with less than two minutes to go in order to get a pivotal turnover on downs to effectively end the game.

# National Football League Game Summary

NFL Copyright © 2023 by The National Football League. All rights reserved. This summary and play-by-play is for the express purpose of assisting media in their coverage of the game; any other use of this material is prohibited without the written permission of the National Football League.

Date: Sunday, 12/10/2023

## Minnesota Vikings at Las Vegas Raiders

Start Time: 1:05 PM PST

at Allegiant Stadium, Las Vegas, NV

### Game Day Weather

Game Weather: Mostly Sunny  
Closed Stadium on Natural Grass

Temp: 54° F (12.2° C) Humidity: 15%, Wind: ENE 3 mph  
Outdoor Weather: Mostly Sunny

### Officials

Referee: Wrolstad, Craig (4)  
Line Judge: Sutter, Tripp (37)  
Back Judge: Bell, Grantis (27)

Umpire: Woods, Steven (54)  
Field Judge: Shears, Jeff (60)  
Replay Official: Stine, Kevin (0)

Down Judge: Mello, Jim (48)  
Side Judge: Steratore, Frank (132)

### Lineups

#### Minnesota Vikings

Offense		Defense	
WR 3	J.Addison	OLB 99	D.Hunter
LT 71	C.Darrisaw	DL 97	H.Phillips
LG 66	D.Risner	DL 90	J.Bullard
C 56	G.Bradbury	DL 52	S.Day
RG 64	B.Brandel	OLB 98	D.Wonnum
RT 75	B.O'Neill	LB 40	I.Pace
TE 84	J.Oliver	CB 7	B.Murphy
WR 17	K.Osborn	CB 21	A.Evans
QB 15	J.Dobbs	S 44	J.Metellus
FB 30	C.Ham	S 22	H.Smith
RB 2	A.Mattison	S 24	C.Bynum

#### Las Vegas Raiders

Offense		Defense	
WR 17	D.Adams	DE 97	J.Robinson
LT 77	T.Munford	DT 90	J.Tillery
LG 66	D.Parham	DT 95	J.Jenkins
C 68	A.James	DT 91	B.Nichols
RG 70	G.Van Roten	DE 98	M.Crosby
RT 72	J.Elumunor	OLB 41	R.Spillane
TE 87	M.Mayer	MLB 5	D.Deablo
TE 81	A.Hooper	CB 21	A.Robertson
WR 16	J.Meyers	CB 39	N.Hobbs
QB 4	A.O'Connell	S 25	T.Moehrig
RB 8	J.Jacobs	S 1	M.Epps

### Substitutions

K 1 G.Joseph, WR 4 B.Powell, CB 5 M.Blackmon, CB 11 N.Thompson, QB 12 N.Mullens, P 14 R.Wright, WR 18 J.Jefferson, S 20 J.Ward, CB 23 A.Booth, S 25 Th.Jackson, RB 26 K.Nwangwu, RB 32 T.Chandler, LB 33 B.Asamoah, LS 42 A.DePaola, LB 45 T.Dye, OLB 55 A.Carter, LB 59 N.Vigil, G/C 62 C.Reed, C 65 A.Schlottmann, T 76 D.Quessenberry, WR 83 J.Nailor, TE 86 J.Mundt, TE 87 T.Hockenson, OLB 91 P.Jones, DL 93 J.Roy, DL 95 K.Tonga

### Substitutions

CB 0 J.Bennett, K 2 D.Carlson, WR 3 D.Carter, P 6 A.Cole, DE 9 T.Wilson, WR 11 T.Tucker, WR 13 H.Renfrow, CB 18 J.Jones, WR 19 D.Turner, S 20 I.Pola-Mao, RB 22 A.Abdullah, S 29 C.Smith, RB 34 B.Bolden, RB 35 Z.White, LB 36 C.Bolton, CB 37 T.Hall, LB 43 K.Mauga, FB 45 J.Johnson, LS 50 J.Bobenmoyer, DE 51 M.Koonce, LB 59 L.Masterson, G 61 J.Meredith, DT 69 A.Butler

### Did Not Play

### Not Active

S 6 L.Cine, 3QB 16 J.Hall, TE 34 N.Muse, G 67 E.Ingram, T 78 H.Adeniji

### Did Not Play

QB 10 J.Garoppolo, T 71 J.Herron, T 75 B.Parker

### Not Active

3QB 7 B.Hoyer, DE 52 M.Reed, LB 56 A.Burney, T 74 K.Miller, TE 80 J.Horsted, DT 93 B.Young, DT 99 N.Silvera

### Field Goals (made ( ) & missed)

G.Joseph 49WR (36)

		1	2	3	4	OT	Total
VISITOR:	Minnesota Vikings	0	0	0	3	0	3
HOME:	Las Vegas Raiders	0	0	0	0	0	0

### Scoring Plays

Team	Qtr	Time	Play Description (Extra Point) (Drive Info)	Visitor	Home
Vikings	4	1:57	G.Joseph 36 yd. Field Goal (13-56, 3:22)	3	0

Paid Attendance: 62,626

Time: 3:07

Minnesota Vikings vs Las Vegas Raiders  
12/10/2023 at Allegiant Stadium

# Final Individual Statistics

## Minnesota Vikings

## Las Vegas Raiders

RUSHING	ATT	YDS	AVG	LG	TD	RUSHING	ATT	YDS	AVG	LG	TD
A.Mattison	10	66	6.6	16	0	J.Jacobs	13	34	2.6	6	0
T.Chandler	12	35	2.9	7	0	A.Abdullah	1	12	12.0	12	0
J.Dobbs	5	21	4.2	12	0	Z.White	2	8	4.0	6	0
C.Ham	1	7	7.0	7	0	A.O'Connell	1	2	2.0	2	0
K.Nwangwu	2	3	1.5	4	0						
Total	30	132	4.4	16	0	Total	17	56	3.3	12	0

PASSING	ATT	CMP	YDS	SK/YD	TD	LG	IN	RT	PASSING	ATT	CMP	YDS	SK/YD	TD	LG	IN	RT
J.Dobbs	23	10	63	5/47	0	15	0	50.8	A.O'Connell	32	21	171	4/25	0	38	1	66.0
N.Mullens	13	9	83	0/0	0	26	0	86.4									
Total	36	19	146	5/47	0	26	0	63.0	Total	32	21	171	4/25	0	38	1	66.0

PASS RECEIVING	TAR	REC	YDS	AVG	LG	TD	PASS RECEIVING	TAR	REC	YDS	AVG	LG	TD
T.Hockenson	8	5	53	10.6	26	0	D.Adams	10	7	53	7.6	24	0
K.Osborn	7	4	15	3.8	12	0	J.Meyers	6	5	25	5.0	12	0
T.Chandler	3	3	7	2.3	6	0	H.Renfrow	5	3	46	15.3	38	0
J.Jefferson	3	2	27	13.5	15	0	J.Jacobs	2	2	16	8.0	9	0
J.Addison	3	2	27	13.5	20	0	A.Abdullah	2	2	7	3.5	7	0
J.Nailor	5	2	13	6.5	9	0	M.Mayer	2	1	14	14.0	14	0
J.Mundt	1	1	4	4.0	4	0	A.Hooper	1	1	5	5.0	5	0
B.Powell	1	0	0	0.0	0	0	G.Van Roten	0	0	5	0.0	5	0
A.Mattison	1	0	0	0.0	0	0	T.Tucker	1	0	0	0.0	0	0
J.Oliver	1	0	0	0.0	0	0							
Total	33	19	146	7.7	26	0	Total	29	21	171	8.1	38	0

INTERCEPTIONS	NO	YDS	AVG	LG	TD	INTERCEPTIONS	NO	YDS	AVG	LG	TD
I.Pace	1	0	0.0	0	0						
Total	1	0	0.0	0	0	Total	0	0	0	0	0

PUNTING	NO	YDS	AVG	NET	TB	IN20	LG	PUNTING	NO	YDS	AVG	NET	TB	IN20	LG
R.Wright	8	383	47.9	43.0	0	4	59	A.Cole	8	433	54.1	43.1	2	2	83
G.Joseph	1	14	14.0	-3.0	0	0	14								
Total	9	397	44.1	37.9	0	4	59	Total	8	433	54.1	43.1	2	2	83

PUNT RETURNS	NO	YDS	AVG	FC	LG	TD	PUNT RETURNS	NO	YDS	AVG	FC	LG	TD
B.Powell	5	48	9.6	1	25	0	D.Carter	4	39	9.8	3	14	0
[TOUCHBACK]	2	0	0.0	0	0	0	C.Bolton	1	17	17.0	0	17	0
							[OUT OF BOUNDS]	1	0	0.0	0	0	0
Total	5	48	9.6	1	25	0	Total	5	56	11.2	3	17	0

KICKOFF RETURNS	NO	YDS	AVG	FC	LG	TD	KICKOFF RETURNS	NO	YDS	AVG	FC	LG	TD
K.Nwangwu	1	31	31.0	0	31	0	D.Carter	1	16	16.0	0	16	0
							[TOUCHBACK]	1	0	0.0	0	0	0
Total	1	31	31.0	0	31	0	Total	1	16	16.0	0	16	0

### Minnesota Vikings

FUMBLES	FUM	LOST	OWN-REC	YDS	TD	FORCED	OPP-REC	YDS	TD	OUT-BDS
J.Metellus	0	0	0	0	0	1	0	0	0	0
M.Blackmon	0	0	0	0	0	0	1	0	0	0
J.Ward	0	0	0	0	0	0	1	0	0	0
Total	0	0	0	0	0	1	2	0	0	0

### Las Vegas Raiders

FUMBLES	FUM	LOST	OWN-REC	YDS	TD	FORCED	OPP-REC	YDS	TD	OUT-BDS
D.Parham	1	0	0	0	0	0	0	0	0	0
H.Renfrow	1	1	0	0	0	0	0	0	0	0
G.Van Roten	1	1	0	0	0	0	0	0	0	0
A.O'Connell	0	0	1	0	0	0	0	0	0	0

Minnesota Vikings vs Las Vegas Raiders

12/10/2023 at Allegiant Stadium

# Final Individual Statistics

Total

3 2 1 0 0 0 0 0 0 0

Minnesota Vikings vs Las Vegas Raiders  
12/10/2023 at Allegiant Stadium

# Final Team Statistics

	Visitor Vikings	Home Raiders
<b>TOTAL FIRST DOWNS</b>	16	8
By Rushing	6	3
By Passing	9	5
By Penalty	1	0
<b>THIRD DOWN EFFICIENCY</b>	8-20-40.0%	3-14-21.4%
<b>FOURTH DOWN EFFICIENCY</b>	1-1-100.0%	2-2-100.0%
<b>TOTAL NET YARDS</b>	231	202
Total Offensive Plays (inc. times thrown passing)	71	53
Average gain per offensive play	3.3	3.8
<b>NET YARDS RUSHING</b>	132	56
Total Rushing Plays	30	17
Average gain per rushing play	4.4	3.3
Tackles for a loss-number and yards	3-5	1-2
<b>NET YARDS PASSING</b>	99	146
Times thrown - yards lost attempting to pass	5-47	4-25
Gross yards passing	146	171
<b>PASS ATTEMPTS-COMPLETIONS-HAD INTERCEPTED</b>	36-19-0	32-21-1
Avg gain per pass play (inc.# thrown passing)	2.4	4.1
<b>KICKOFFS Number-In End Zone-Touchbacks</b>	2-1-1	1-1-0
<b>PUNTS Number and Average</b>	9-44.1	8-54.1
Had Blocked	0	0
<b>FGs - PATs Had Blocked</b>	0-0	0-0
<b>Net Punting Average</b>	37.9	43.1
<b>TOTAL RETURN YARDAGE (Not Including Kickoffs)</b>	48	56
No. and Yards Punt Returns	5-48	5-56
No. and Yards Kickoff Returns	1-31	1-16
No. and Yards Interception Returns	1-0	0-0
<b>PENALTIES Number and Yards</b>	5-36	4-37
<b>FUMBLES Number and Lost</b>	0-0	3-2
<b>TOUCHDOWNS</b>	0	0
Rushing	0	0
Passing	0	0
<b>EXTRA POINTS Made-Attempts</b>	0-0	0-0
Kicking Made-Attempts	0-0	0-0
<b>FIELD GOALS Made-Attempts</b>	1-2	0-0
<b>RED ZONE EFFICIENCY</b>	0-1-0%	0-1-0%
<b>GOAL TO GO EFFICIENCY</b>	0-0-0%	0-0-0%
<b>SAFETIES</b>	0	0
<b>FINAL SCORE</b>	3	0
<b>TIME OF POSSESSION</b>	32:11	27:49

## Ball Possession And Drive Chart

### Minnesota Vikings

#	Time Recd	Time Lost	Time Poss	How Ball Obtained	Drive Began	# Play	Yds Gain	Yds Pen	Net Yds	1st Down	Last Scrm	How Given Up
1	7:15	5:49	1:26	Punt	MIN 20	3	-3	0	-3	0	MIN 17	Punt
2	2:07	13:45	3:22	Punt	MIN 14	7	11	0	11	2	MIN 25	Punt
3	11:52	5:32	6:20	Punt	MIN 21	12	48	0	48	3	LV 31	Missed FG
4	3:58	1:02	2:56	Punt	MIN 10	8	32	5	37	3	MIN 47	Punt
5	15:00	12:19	2:41	Kickoff	MIN 14	6	3	0	3	1	MIN 17	Punt
6	9:09	4:29	4:40	Fumble	MIN 16	8	22	0	22	2	MIN 38	Punt
7	0:51	13:14	2:37	Punt	MIN 32	6	13	-5	8	1	MIN 40	Punt
8	12:10	11:23	0:47	Punt	MIN 20	3	4	0	4	0	MIN 24	Punt
9	9:10	6:55	2:15	Punt	MIN 30	4	33	-5	28	1	LV 42	Punt
10	5:19	1:57	3:22	Punt	MIN 26	13	62	-6	56	3	* LV 18	Field Goal
11	1:52	0:07	1:45	Interception	LV 34	3	6	0	6	0	LV 28	Punt

(269) Average MIN 24

### Las Vegas Raiders

#	Time Recd	Time Lost	Time Poss	How Ball Obtained	Drive Began	# Play	Yds Gain	Yds Pen	Net Yds	1st Down	Last Scrm	How Given Up
1	15:00	7:15	7:45	Kickoff	LV 20	12	37	-10	27	3	LV 47	Punt
2	5:49	2:07	3:42	Punt	LV 34	7	29	-12	17	1	MIN 49	Punt
3	13:45	11:52	1:53	Punt	LV 27	3	-5	0	-5	0	LV 22	Punt
4	5:32	3:58	1:34	Missed FG	LV 39	3	9	0	9	0	LV 48	Punt
5	1:02	0:00	1:02	Punt	LV 10	6	26	0	26	2	LV 43	End of Half
6	12:19	9:09	3:10	Punt	LV 48	5	44	-10	34	1	* MIN 20	Fumble
7	4:29	0:51	3:38	Punt	LV 16	6	17	0	17	1	LV 33	Punt
8	13:14	12:10	1:04	Punt	LV 11	3	6	0	6	0	LV 17	Punt
9	11:23	9:10	2:13	Punt	LV 31	3	4	0	4	0	LV 35	Punt
10	6:55	5:19	1:36	Punt	LV 13	3	6	0	6	0	LV 19	Punt
11	1:57	1:52	0:05	Kickoff	LV 25	1	0	0	0	0	LV 25	Interception
12	0:07	0:00	0:07	Punt	LV 31	1	29	0	29	0	LV 31	Fumble

(305) Average LV 25

### \* inside opponent's 20

Time of Possession by Quarter		1st	2nd	3rd	4th	OT	Total
Visitor	Minnesota Vikings	3:33	10:31	8:12	9:55		32:11
Home	Las Vegas Raiders	11:27	4:29	6:48	5:05		27:49
Kickoff Drive No.-Start Average		Vikings: 1 - MIN 14		Raiders: 2 - LV 22			

**Minnesota Vikings vs Las Vegas Raiders**  
**12/10/2023 at Allegiant Stadium**

# Final Defensive Statistics

Minnesota Vikings	Regular Defensive Plays												Special Teams					Misc			
	TKL	AST	COMB	SK	/ YDS	TFL	Q	IN	PD	FF	FR	TKL	AST	FF	FR	BL	TKL	AST	FF	FR	
I.Pace	7	6	13	1	7	1	1	1	1	0	0	0	0	0	0	0	0	0	0	0	0
J.Metellus	4	3	7	0	0	0	0	0	0	1	0	0	0	0	0	0	0	0	0	0	0
B.Murphy	4	1	5	0	0	0	0	0	0	0	0	0	0	0	0	0	0	0	0	0	0
D.Wonnum	3	2	5	1	10	1	1	0	0	0	0	0	0	0	0	0	0	0	0	0	0
H.Phillips	3	1	4	1	3	1	1	0	0	0	0	0	0	0	0	0	0	0	0	0	0
C.Bynum	3	1	4	0	0	0	0	0	1	0	0	0	0	0	0	0	0	0	0	0	0
M.Blackmon	1	3	4	0	0	0	0	0	0	0	1	0	0	0	0	0	0	0	0	0	0
J.Bullard	2	1	3	0	0	1	0	0	0	0	0	0	0	0	0	0	0	0	0	0	0
T.Dye	2	0	2	1	5	1	1	0	0	0	0	0	0	0	0	0	0	0	0	0	0
D.Hunter	1	1	2	0	0	0	1	0	0	0	0	0	0	0	0	0	0	0	0	0	0
A.Evans	1	1	2	0	0	0	0	0	0	0	0	0	0	0	0	0	0	0	0	0	0
H.Smith	1	1	2	0	0	0	0	0	0	0	0	0	0	0	0	0	0	0	0	0	0
S.Day	1	0	1	0	0	0	0	0	0	0	0	0	0	0	0	0	0	0	0	0	0
J.Ward	0	0	0	0	0	0	0	0	0	0	1	0	0	0	0	0	0	0	0	0	0
Th.Jackson	0	0	0	0	0	0	0	0	0	0	0	2	0	0	0	0	0	0	0	0	0
C.Ham	0	0	0	0	0	0	0	0	0	0	0	1	0	0	0	0	0	0	0	0	0
C.Darrisaw	0	0	0	0	0	0	0	0	0	0	0	1	0	0	0	0	0	0	0	0	0
B.Asamoah	0	0	0	0	0	0	0	0	0	0	0	0	1	0	0	0	0	0	0	0	0
J.Mundt	0	0	0	0	0	0	0	0	0	0	0	0	1	0	0	0	0	0	0	0	0
A.DePaola	0	0	0	0	0	0	0	0	0	0	0	0	1	0	0	0	0	0	0	0	0
T.Chandler	0	0	0	0	0	0	0	0	0	0	0	0	1	0	0	0	0	0	0	0	0
<b>Total</b>	<b>33</b>	<b>21</b>	<b>54</b>	<b>4</b>	<b>25</b>	<b>5</b>	<b>5</b>	<b>1</b>	<b>2</b>	<b>1</b>	<b>2</b>	<b>4</b>	<b>4</b>	<b>0</b>	<b>0</b>	<b>0</b>	<b>0</b>	<b>0</b>	<b>0</b>	<b>0</b>	<b>0</b>

TKL = Tackle AST = Assist COMB = Combined QH=QB Hit IN = Interception PD = Pass Defense FF = Forced Fumble FR = Fumble Recovery

Las Vegas Raiders	Regular Defensive Plays												Special Teams					Misc			
	TKL	AST	COMB	SK	/ YDS	TFL	QH	IN	PD	FF	FR	TKL	AST	FF	FR	BL	TKL	AST	FF	FR	
M.Crosby	7	3	10	2	20	3	4	0	0	0	0	0	0	0	0	0	0	0	0	0	0
R.Spillane	7	3	10	1	10	2	1	0	0	0	0	0	0	0	0	0	0	0	0	0	0
M.Epps	3	3	6	0	0	0	0	0	1	0	0	0	0	0	0	0	0	0	0	0	0
T.Moehrig	4	1	5	0	0	0	0	0	1	0	0	0	0	0	0	0	0	0	0	0	0
J.Jones	4	1	5	0	0	1	0	0	0	0	0	0	0	0	0	0	0	0	0	0	0
D.Deablo	3	2	5	0	0	0	0	0	0	0	0	0	0	0	0	0	0	0	0	0	0
A.Robertson	4	0	4	0	0	0	0	0	1	0	0	0	0	0	0	0	0	0	0	0	0
N.Hobbs	4	0	4	0	0	0	0	0	0	0	0	0	0	0	0	0	0	0	0	0	0
T.Wilson	3	1	4	1	8	1	1	0	0	0	0	0	0	0	0	0	0	0	0	0	0
M.Koonce	3	0	3	0	0	0	2	0	0	0	0	0	0	0	0	0	0	0	0	0	0
B.Nichols	2	1	3	0	0	0	0	0	0	0	0	0	0	0	0	0	0	0	0	0	0
J.Jenkins	1	2	3	0	0	0	0	0	0	0	0	0	0	0	0	0	0	0	0	0	0
J.Tillery	0	2	2	0	0	0	0	0	0	0	0	0	0	0	0	0	0	0	0	0	0
J.Robinson	1	0	1	1	9	1	1	0	0	0	0	0	0	0	0	0	0	0	0	0	0
J.Bennett	1	0	1	0	0	0	0	0	0	0	0	0	0	0	0	0	0	0	0	0	0
A.Butler	0	0	0	0	0	0	2	0	0	0	0	0	0	0	0	0	0	0	0	0	0
C.Bolton	0	0	0	0	0	0	0	0	0	0	0	1	0	0	0	0	0	0	0	0	0
D.Turner	0	0	0	0	0	0	0	0	0	0	0	1	0	0	0	0	0	0	0	0	0
T.Tucker	0	0	0	0	0	0	0	0	0	0	0	1	0	0	0	0	0	0	0	0	0
B.Bolden	0	0	0	0	0	0	0	0	0	0	0	1	0	0	0	0	0	0	0	0	0
J.Johnson	0	0	0	0	0	0	0	0	0	0	0	1	0	0	0	0	0	0	0	0	0
Z.White	0	0	0	0	0	0	0	0	0	0	0	1	0	0	0	0	0	0	0	0	0
D.Adams	0	0	0	0	0	0	0	0	0	0	0	0	0	0	0	0	1	0	0	0	0
A.O'Connell	0	0	0	0	0	0	0	0	0	0	0	0	0	0	0	0	0	0	0	0	1
<b>Total</b>	<b>47</b>	<b>19</b>	<b>66</b>	<b>5</b>	<b>47</b>	<b>8</b>	<b>11</b>	<b>0</b>	<b>3</b>	<b>0</b>	<b>0</b>	<b>6</b>	<b>0</b>	<b>0</b>	<b>0</b>	<b>0</b>	<b>1</b>	<b>0</b>	<b>0</b>	<b>0</b>	<b>1</b>







Play By Play

# First Quarter

12/10/2023

MIN wins the coin toss and elects to defer. LV elects to Receive, and MIN elects to defend the south goal.

G.Joseph kicks 61 yards from MIN 35 to LV 4. D.Carter to LV 20 for 16 yards (C.Ham).

**Las Vegas Raiders at 15:00, (1st play from scrimmage 14:54)**

- 1-10-LV 20 (14:54) (Shotgun) A.O'Connell pass short left to D.Adams to LV 24 for 4 yards (I.Pace).
- 2-6-LV 24 (14:18) J.Jacobs up the middle to LV 26 for 2 yards (I.Pace).
- 3-4-LV 26 (13:35) (Shotgun) A.O'Connell pass short middle to J.Jacobs to LV 35 for 9 yards (M.Blackmon). P1
- 1-10-LV 35 (12:46) J.Jacobs left guard to LV 39 for 4 yards (J.Bullard, I.Pace).
- 2-6-LV 39 (12:10) (Shotgun) A.O'Connell pass short right to J.Meyers to LV 43 for 4 yards (C.Bynum).
- 3-2-LV 43 (11:27) (Shotgun) A.O'Connell pass short left to J.Meyers to LV 44 for 1 yard (I.Pace, J.Metellus).
- 4-1-LV 44 (10:40) A.O'Connell up the middle to LV 46 for 2 yards (H.Phillips). R2
- 1-10-LV 46 (9:59) A.O'Connell pass short right to J.Meyers to MIN 42 for 12 yards (B.Murphy). P3
- 1-10-MIN 42 (9:13) (Shotgun) A.O'Connell pass incomplete deep left to D.Adams.
- 2-10-MIN 42 (9:09) J.Jacobs right tackle to MIN 31 for 11 yards (B.Murphy; C.Bynum).  
*PENALTY on LV-A.Hooper, Offensive Holding, 10 yards, enforced at MIN 40.*
- 2-18-50 (8:46) (Shotgun) A.O'Connell sacked at LV 45 for -5 yards (T.Dye).
- 3-23-LV 45 (8:00) (Shotgun) A.O'Connell pass short middle to D.Adams to LV 47 for 2 yards (I.Pace).
- 4-21-LV 47 (7:22) A.Cole punts 53 yards to end zone, Center-J.Bobenmoyer, Touchback.

Timeout at 07:15.

**Minnesota Vikings at 7:15**

- 1-10-MIN 20 (7:15) (Shotgun) A.Mattison right guard to MIN 25 for 5 yards (T.Moehrig).
- 2-5-MIN 25 (6:40) (Shotgun) J.Dobbs pass incomplete short right to J.Jefferson.
- 3-5-MIN 25 (6:36) (Shotgun) J.Dobbs sacked at MIN 17 for -8 yards (T.Wilson).
- 4-13-MIN 17 (5:59) R.Wright punts 59 yards to LV 24, Center-A.DePaola. D.Carter ran ob at LV 34 for 10 yards (Th.Jackson).

Timeout at 05:49.

**Las Vegas Raiders at 5:49**

- 1-10-LV 34 (5:49) A.O'Connell pass incomplete short right to D.Adams.
- 2-10-LV 34 (5:46) J.Jacobs right guard to LV 39 for 5 yards (S.Day).
- 3-5-LV 39 (5:04) (Shotgun) A.O'Connell pass short left to J.Meyers to LV 43 for 4 yards (I.Pace; A.Evans).
- 4-1-LV 43 (4:25) J.Jacobs up the middle to LV 46 for 3 yards (C.Bynum). R4
- 1-10-LV 46 (3:48) A.O'Connell pass incomplete short right.  
*PENALTY on LV-A.O'Connell, Intentional Grounding, 12 yards, enforced at LV 46.*
- 2-22-LV 34 (3:40) (Shotgun) A.O'Connell pass short right to A.Hooper to LV 39 for 5 yards (I.Pace).
- 3-17-LV 39 (2:54) (Shotgun) A.O'Connell pass short right to D.Adams to MIN 49 for 12 yards (M.Blackmon; H.Smith).
- 4-5-MIN 49 (2:15) A.Cole punts 42 yards to MIN 7, Center-J.Bobenmoyer. B.Powell pushed ob at MIN 14 for 7 yards (C.Bolton).

Timeout at 02:07.

**Minnesota Vikings at 2:07**

- 1-10-MIN 14 (2:07) A.Mattison left guard to MIN 20 for 6 yards (R.Spillane; M.Crosby).
- 2-4-MIN 20 (1:28) (Shotgun) A.Mattison left guard to MIN 18 for -2 yards (M.Crosby).
- 3-6-MIN 18 (:47) (Shotgun) J.Dobbs scrambles left end to MIN 30 for 12 yards (J.Bennett). R1
- 1-10-MIN 30 (:07) (Shotgun) A.Mattison up the middle to MIN 43 for 13 yards (T.Moehrig, M.Epps). R2

**END OF QUARTER**

	Score	Time Poss	First Downs				Efficiencies	
			R	P	X	T	3 Down	4 Down
Minnesota Vikings	0	3:33	2	0	0	2	1/2	0/0
Las Vegas Raiders	0	11:27	2	2	0	4	1/5	2/2

## Second Quarter

12/10/2023

## Play By Play

Minnesota Vikings continued.

- 1-10-MIN 43 (15:00) J.Dobbs sacked at MIN 34 for -9 yards (J.Robinson).  
 2-19-MIN 34 (14:18) (Shotgun) J.Dobbs pass incomplete short middle to T.Hockenson (M.Epps).  
 3-19-MIN 34 (14:14) (No Huddle, Shotgun) J.Dobbs sacked at MIN 25 for -9 yards (M.Crosby).  
*Penalty on MIN-B.O'Neill, Offensive Holding, declined.*  
 4-28-MIN 25 (13:57) R.Wright punts 52 yards to LV 23, Center-A.DePaola. D.Carter pushed ob at LV 27 for 4 yards (B.Asamoah; J.Mundt).  
*Penalty on LV-J.Robinson, Defensive Offside, declined.*

Timeout at 13:45.

## Las Vegas Raiders at 13:45

- 1-10-LV 27 (13:45) J.Jacobs up the middle to LV 29 for 2 yards (D.Wonnum).  
 2-8-LV 29 (13:24) (No Huddle, Shotgun) J.Jacobs right guard to LV 32 for 3 yards (I.Pace; D.Wonnum).  
 3-5-LV 32 (12:42) (Shotgun) A.O'Connell sacked at LV 22 for -10 yards (D.Wonnum).  
 4-15-LV 22 (12:01) A.Cole punts 57 yards to MIN 21, Center-J.Bobenmoyer. B.Powell to MIN 21 for no gain (D.Turner).

Timeout at 11:52.

## Minnesota Vikings at 11:52

- 1-10-MIN 21 (11:52) (Shotgun) J.Dobbs pass short left to J.Jefferson to MIN 33 for 12 yards (A.Robertson). P3  
1-10-MIN 33 (11:15) (No Huddle) T.Chandler left tackle to MIN 35 for 2 yards (B.Nichols).  
 2-8-MIN 35 (10:36) (Shotgun) T.Chandler right guard to MIN 39 for 4 yards (J.Jenkins; R.Spillane).  
 3-4-MIN 39 (9:54) (Shotgun) J.Dobbs pass short middle to J.Jefferson to LV 46 for 15 yards (M.Epps). P4  
1-10-LV 46 (9:10) T.Chandler up the middle to LV 41 for 5 yards (J.Jenkins, R.Spillane).  
 2-5-LV 41 (8:30) (Shotgun) J.Dobbs pass short right to T.Chandler to LV 40 for 1 yard (J.Jones; D.Deablo).  
 3-4-LV 40 (7:45) (Shotgun) J.Dobbs scrambles right end pushed ob at LV 38 for 2 yards (D.Deablo).  
 4-2-LV 38 (7:04) (Shotgun) J.Dobbs pass short left to K.Osborn to LV 33 for 5 yards (J.Jones). P5  
1-10-LV 33 (6:22) A.Mattison left tackle to LV 31 for 2 yards (M.Koonce). LV-M.Crosby was injured during the play.

Timeout at 06:04.

- 2-8-LV 31 (5:50) J.Dobbs pass incomplete deep left to T.Hockenson (T.Moehrig) [M.Koonce].  
 3-8-LV 31 (5:44) (Shotgun) J.Dobbs pass incomplete short middle to B.Powell [M.Crosby].  
 4-8-LV 31 (5:37) G.Joseph 49 yard field goal is No Good, Wide Right, Center-A.DePaola, Holder-R.Wright.

Timeout at 05:32.

## Las Vegas Raiders at 5:32

- 1-10-LV 39 (5:32) J.Jacobs left tackle to LV 41 for 2 yards (C.Bynum).  
 Timeout #1 by LV at 04:49.  
 2-8-LV 41 (4:49) (Shotgun) A.O'Connell pass short right to D.Adams pushed ob at LV 48 for 7 yards (J.Metellus).  
 3-1-LV 48 (4:08) (Shotgun) A.O'Connell pass incomplete short left to H.Renfrow.  
 4-1-LV 48 (4:05) A.Cole punts 42 yards to MIN 10, Center-J.Bobenmoyer, fair catch by B.Powell.

Timeout at 03:58.

## Minnesota Vikings at 3:58

- 1-10-MIN 10 (3:58) J.Dobbs pass short right to J.Addison pushed ob at MIN 17 for 7 yards (N.Hobbs).  
 2-3-MIN 17 (3:26) A.Mattison right tackle to MIN 24 for 7 yards (B.Nichols). R6  
1-10-MIN 24 (2:45) J.Dobbs pass incomplete deep left to K.Osborn [M.Crosby].  
 2-10-MIN 24 (2:39) (Shotgun) A.Mattison up the middle to MIN 30 for 6 yards (T.Wilson).  
 Timeout #2 by LV at 02:08.  
 3-4-MIN 30 (2:08) (Shotgun) J.Dobbs pass incomplete deep right to K.Osborn.  
*PENALTY on LV-J.Jones, Illegal Contact, 5 yards, enforced at MIN 30 - No Play.* X7  
1-10-MIN 35 (2:02) (Shotgun) A.Mattison up the middle to LV 49 for 16 yards (T.Moehrig). R8

Two-Minute Warning

- 1-10-LV 49 (1:56) A.Mattison left guard to LV 42 for 7 yards (R.Spillane).  
 2-3-LV 42 (1:22) (Shotgun) J.Dobbs pass incomplete short left to J.Nailor.  
 3-3-LV 42 (1:18) (Shotgun) J.Dobbs sacked at MIN 47 for -11 yards (M.Crosby). MIN-B.O'Neill was injured during the play.  
 Timeout #1 by MIN at 01:08.

**Minnesota Vikings vs Las Vegas Raiders at Allegiant Stadium**

4-14-MIN 47 (1:08) R.Wright punts 43 yards to LV 10, Center-A.DePaola, fair catch by D.Carter. LV-K.Mauga was injured during the play.

Timeout at 01:02.

**Las Vegas Raiders at 1:02**

1-10-LV 10 (1:02) (Shotgun) A.O'Connell pass incomplete short left.

2-10-LV 10 (:56) (Shotgun) A.Abdullah right guard to LV 22 for 12 yards (D.Hunter; M.Blackmon). R5

1-10-LV 22 (:31) (No Huddle, Shotgun) A.O'Connell pass short middle to M.Mayer to LV 36 for 14 yards (I.Pace; J.Metellus). P6

1-10-LV 36 (:13) (No Huddle, Shotgun) A.O'Connell pass incomplete short middle to H.Renfrow.

2-10-LV 36 (:09) (Shotgun) A.O'Connell pass short middle to A.Abdullah to LV 43 for 7 yards (J.Metellus, I.Pace).

Timeout #3 by LV at 00:01.

3-3-LV 43 (:01) (Shotgun) A.O'Connell sacked at LV 36 for -7 yards (I.Pace).

**END OF QUARTER**

		<b>Time Poss</b>	<b>First Downs</b>				<b>Efficiencies</b>	
	<b>Score</b>		<b>R</b>	<b>P</b>	<b>X</b>	<b>T</b>	<b>3 Down</b>	<b>4 Down</b>
<b>Minnesota Vikings</b>	<b>0</b>	<b>10:31</b>	<b>2</b>	<b>3</b>	<b>1</b>	<b>6</b>	<b>1/5</b>	<b>1/1</b>
<b>Las Vegas Raiders</b>	<b>0</b>	<b>4:29</b>	<b>1</b>	<b>1</b>	<b>0</b>	<b>2</b>	<b>0/3</b>	<b>0/0</b>

## Third Quarter

12/10/2023

## Play By Play

MIN elects to Receive, and LV elects to defend the South goal.

D.Carlson kicks 72 yards from LV 35 to MIN -7. K.Nwangwu to MIN 31 for 38 yards (T.Tucker).

*PENALTY on MIN-J.Oliver, Offensive Holding, 10 yards, enforced at MIN 24.*

**Minnesota Vikings at 15:00, (1st play from scrimmage 14:53)**

1-10-MIN 14 (14:53) (Shotgun) A.Mattison up the middle to MIN 20 for 6 yards (M.Crosby, T.Moehrig).

2-4-MIN 20 (14:17) (No Huddle, Shotgun) J.Dobbs pass incomplete short right to A.Mattison. MIN-A.Mattison was injured during the play.

Timeout at 14:11.

3-4-MIN 20 (14:11) (Shotgun) J.Dobbs pass short left to K.Osborn to MIN 25 for 5 yards (J.Jones). P9

1-10-MIN 25 (13:31) J.Dobbs sacked at MIN 15 for -10 yards (R.Spillane).

2-20-MIN 15 (12:59) (No Huddle, Shotgun) J.Dobbs pass incomplete deep left to T.Hockenson.

3-20-MIN 15 (12:55) (Shotgun) J.Dobbs scrambles left end ran ob at MIN 17 for 2 yards (M.Crosby).

*Penalty on MIN-C.Darrisaw, Offensive Holding, declined.*

4-18-MIN 17 (12:35) R.Wright punts 46 yards to LV 37, Center-A.DePaola. D.Carter pushed ob at MIN 32 for 31 yards (A.DePaola; T.Chandler).

*Penalty on LV-B.Bolden, Illegal Blindside Block, offsetting, enforced at LV 48.*

*Penalty on MIN-A.DePaola, Unnecessary Roughness, offsetting.*

Timeout at 12:19.

**Las Vegas Raiders at 12:19**

1-10-LV 48 (12:19) J.Jacobs up the middle to MIN 47 for 5 yards (D.Wonnum).

2-5-MIN 47 (11:41) J.Jacobs right guard to MIN 49 for -2 yards (J.Bullard, H.Phillips).

3-7-MIN 49 (10:57) (Shotgun) A.O'Connell pass short middle to H.Renfrow to MIN 11 for 38 yards (B.Murphy). P7

1-10-MIN 11 (10:11) A.O'Connell pass short left to D.Adams pushed ob at MIN 10 for 1 yard (A.Evans).

2-9-MIN 10 (9:39) J.Jacobs left tackle to MIN 7 for 3 yards (H.Smith; D.Hunter).

*PENALTY on LV-D.Parham, Offensive Holding, 10 yards, enforced at MIN 10 - No Play.*

2-19-MIN 20 (9:16) (Shotgun) A.O'Connell pass short right to H.Renfrow to MIN 18 for 2 yards (J.Metellus). FUMBLES (J.Metellus), RECOVERED by MIN-M.Blackmon at MIN 16.

Timeout at 09:09.

**Minnesota Vikings at 9:09**

1-10-MIN 16 (9:09) (Shotgun) T.Chandler up the middle to MIN 16 for no gain (M.Crosby).

2-10-MIN 16 (8:31) (Shotgun) J.Dobbs pass short middle to T.Hockenson to MIN 24 for 8 yards (R.Spillane).

3-2-MIN 24 (7:53) (Shotgun) T.Chandler left tackle to MIN 28 for 4 yards (N.Hobbs). R10

1-10-MIN 28 (7:15) T.Chandler left guard to MIN 33 for 5 yards (J.Jenkins; M.Crosby).

2-5-MIN 33 (6:37) (Shotgun) J.Dobbs pass short right to T.Chandler to MIN 39 for 6 yards (N.Hobbs). P11

1-10-MIN 39 (5:57) K.Nwangwu left tackle to MIN 38 for -1 yards (R.Spillane). MIN-D.Risner was injured during the play.

2-11-MIN 38 (5:15) (Shotgun) J.Dobbs pass short left to T.Chandler to MIN 38 for no gain (T.Wilson) [A.Butler].

3-11-MIN 38 (4:44) (No Huddle, Shotgun) J.Dobbs pass incomplete short right [M.Koonce].

4-11-MIN 38 (4:37) R.Wright punts 46 yards to LV 16, Center-A.DePaola, out of bounds.

Timeout at 04:29.

**Las Vegas Raiders at 4:29**

1-10-LV 16 (4:29) J.Jacobs left tackle to LV 17 for 1 yard (D.Wonnum; J.Bullard). LV-A.James was injured during the play.

2-9-LV 17 (3:46) (Shotgun) A.O'Connell pass short right to J.Jacobs pushed ob at LV 24 for 7 yards (T.Dye, I.Pace).

3-2-LV 24 (3:02) (Shotgun) A.O'Connell pass short right to J.Meyers to LV 28 for 4 yards (B.Murphy). P8

1-10-LV 28 (2:25) Z.White left tackle to LV 30 for 2 yards (D.Hunter).

2-8-LV 30 (1:44) (Shotgun) A.O'Connell pass short right to D.Adams to LV 33 for 3 yards (B.Murphy).

3-5-LV 33 (1:11) (Shotgun) A.O'Connell pass deep right to T.Tucker ran ob at MIN 45 for 22 yards.

Minnesota challenged the pass completion ruling, and the play was REVERSED.

(Shotgun) A.O'Connell pass incomplete deep right to T.Tucker.

4-5-LV 33 (1:02) A.Cole punts 45 yards to MIN 22, Center-J.Bobenmoyer. B.Powell to MIN 32 for 10 yards (B.Bolden).

Timeout at 00:51.

**Minnesota Vikings at 0:51**

1-10-MIN 32 (:51) J.Dobbs pass short right to J.Mundt ran ob at MIN 36 for 4 yards (N.Hobbs).

2-6-MIN 36 (:14) T.Chandler left guard to MIN 40 for 4 yards (R.Spillane).

Minnesota Vikings vs Las Vegas Raiders at Allegiant Stadium

END OF QUARTER

	Score	Time Poss	First Downs				Efficiencies	
			R	P	X	T	3 Down	4 Down
Minnesota Vikings	0	8:12	1	2	0	3	2/4	0/0
Las Vegas Raiders	0	6:48	0	2	0	2	2/3	0/0

## Fourth Quarter

12/10/2023

## Play By Play

Minnesota Vikings continued.

- 3-2-MIN 40 (15:00) (Shotgun) J.Dobbs scrambles right end to MIN 43 for 3 yards (M.Epps, T.Wilson). R12
- 1-10-MIN 43 (14:10) (Shotgun) *PENALTY on MIN-B.Brandel, False Start, 5 yards, enforced at MIN 43 - No Play.*
- 1-15-MIN 38 (14:10) (Shotgun) J.Dobbs pass incomplete short left to K.Osborn. LV-N.Hobbs was injured during the play.
- 2-15-MIN 38 (14:07) (Shotgun) J.Dobbs pass incomplete short left to K.Osborn (A.Robertson).
- 3-15-MIN 38 (14:02) (Shotgun) J.Dobbs scrambles up the middle to MIN 40 for 2 yards (M.Koonce).
- 4-13-MIN 40 (13:21) R.Wright punts 49 yards to LV 11, Center-A.DePaola, fair catch by D.Carter.

Timeout at 13:14.

## Las Vegas Raiders at 13:14

- 1-10-LV 11 (13:14) A.O'Connell pass incomplete short left [D.Hunter].
- 2-10-LV 11 (13:08) (Shotgun) A.O'Connell pass short left to H.Renfrow pushed ob at LV 17 for 6 yards (H.Smith).
- 3-4-LV 17 (12:25) (Shotgun) A.O'Connell pass incomplete short middle to M.Mayer (C.Bynum).
- 4-4-LV 17 (12:21) A.Cole punts 83 yards to end zone, Center-J.Bobenmoyer, Touchback.

## Minnesota Vikings at 12:10

- 1-10-MIN 20 (12:10) (Shotgun) K.Nwangwu up the middle to MIN 24 for 4 yards (D.Deablo).
- 2-6-MIN 24 (11:46) (No Huddle, Shotgun) J.Dobbs pass incomplete short right to J.Addison.
- 3-6-MIN 24 (11:39) (Shotgun) J.Dobbs pass incomplete short right.
- 4-6-MIN 24 (11:35) R.Wright punts 59 yards to LV 17, Center-A.DePaola. D.Carter to LV 31 for 14 yards (Th.Jackson).

## Las Vegas Raiders at 11:23

- 1-10-LV 31 (11:23) (Shotgun) J.Jacobs left end to LV 37 for 6 yards (I.Pace).
- 2-4-LV 37 (10:47) (Shotgun) J.Jacobs left guard to LV 38 for 1 yard (H.Phillips).
- 3-3-LV 38 (10:04) (Shotgun) A.O'Connell sacked at LV 35 for -3 yards (H.Phillips).
- 4-6-LV 35 (9:23) A.Cole punts 60 yards to MIN 5, Center-J.Bobenmoyer. B.Powell to MIN 30 for 25 yards (J.Johnson).

Timeout at 09:10.

## Minnesota Vikings at 9:10

- 1-10-MIN 30 (9:10) N.Mullens pass deep middle to T.Hockenson to LV 44 for 26 yards (M.Epps). P13
- 1-10-LV 44 (8:29) T.Chandler up the middle to LV 46 for -2 yards (J.Jones, M.Crosby).
- 2-12-LV 46 (7:51) (Shotgun) *PENALTY on MIN-T.Hockenson, False Start, 5 yards, enforced at LV 46 - No Play.*
- 2-17-MIN 49 (7:51) (Shotgun) N.Mullens pass incomplete short left to J.Nailor.
- 3-17-MIN 49 (7:47) (Shotgun) N.Mullens pass short middle to J.Nailor to LV 42 for 9 yards (R.Spillane).
- 4-8-LV 42 (7:02) R.Wright punts 29 yards to LV 13, Center-A.DePaola, fair catch by D.Carter.

## Las Vegas Raiders at 6:55

- 1-10-LV 13 (6:55) Z.White up the middle to LV 19 for 6 yards (J.Metellus).
- 2-4-LV 19 (6:16) (Shotgun) D.Parham to LV 14 for -5 yards. FUMBLES, recovered by LV-A.O'Connell at LV 14. A.O'Connell pass incomplete short right to J.Meyers.
- 3-4-LV 19 (6:14) (Shotgun) A.O'Connell pass short right to A.Abdullah to LV 19 for no gain (M.Blackmon; J.Metellus).
- 4-4-LV 19 (5:31) A.Cole punts 51 yards to MIN 30, Center-J.Bobenmoyer. B.Powell to MIN 40 for 10 yards (Z.White).
- PENALTY on MIN-N.Thompson, Illegal Block Above the Waist, 10 yards, enforced at MIN 36.*  
*Penalty on MIN-T.Dye, Illegal Blindsid Block, declined.*

## Minnesota Vikings at 5:19

- 1-10-MIN 26 (5:19) N.Mullens pass short left to T.Hockenson to MIN 29 for 3 yards (A.Robertson).
- 2-7-MIN 29 (4:40) N.Mullens pass incomplete deep right to J.Nailor.
- 3-7-MIN 29 (4:35) (Shotgun) N.Mullens pass short right to K.Osborn ran ob at MIN 41 for 12 yards. P14
- 1-10-MIN 41 (4:30) C.Ham left tackle to MIN 48 for 7 yards (M.Koonce, M.Epps).
- 2-3-MIN 48 (3:57) N.Mullens pass incomplete short left to J.Oliver.
- 3-3-MIN 48 (3:53) (Shotgun) N.Mullens pass short right to T.Hockenson to LV 46 for 6 yards (J.Jones) [A.Butler]. MIN-B.Powell was injured during the play. P15
- 1-10-LV 46 (3:19) (Shotgun) N.Mullens pass short left to J.Nailor to LV 42 for 4 yards (A.Robertson). LV-A.Robertson was injured during the play.
- 2-6-LV 42 (2:41) (Shotgun) N.Mullens pass incomplete short right.
- 3-6-LV 42 (2:34) (Shotgun) N.Mullens pass short right to J.Addison pushed ob at LV 22 for 20 yards (T.Moehrig). LV-A.Robertson was injured during the play. P16
- 1-10-LV 22 (2:27) N.Mullens pass short left to K.Osborn to LV 29 for -7 yards (J.Tillery; M.Epps).
- Timeout #1 by LV at 02:18.



**Minnesota Vikings vs Las Vegas Raiders at Allegiant Stadium**

2-17-LV 29 (2:18) (Shotgun) N.Mullens pass short middle to T.Hockenson to LV 19 for 10 yards (R.Spillane).

Timeout #2 by LV at 02:13.

Timeout #1 by MIN at 02:13.

3-7-LV 19 (2:13) (Shotgun) PENALTY on MIN, Delay of Game, 6 yards, enforced at LV 19 - No Play.

3-13-LV 25 (2:13) (Shotgun) T.Chandler up the middle to LV 18 for 7 yards (M.Crosby).

Two-Minute Warning

4-6-LV 18 (2:00) **G.Joseph 36 yard field goal is GOOD, Center-A.DePaola, Holder-R.Wright.**

<b>MIN 3 LV 0, 13 plays, 56 yards, 3:22 drive, 13:03 elapsed</b>
--

G.Joseph kicks 65 yards from MIN 35 to end zone, Touchback.

**Las Vegas Raiders at 1:57**

1-10-LV 25 (1:57) (Shotgun) A.O'Connell pass short left intended for D.Adams INTERCEPTED by I.Pace at LV 34. I.Pace to LV 34 for no gain (D.Adams).

**Minnesota Vikings at 1:52**

1-10-LV 34 (1:52) T.Chandler right guard to LV 32 for 2 yards (D.Deablo).

Timeout #3 by LV at 01:47.

2-8-LV 32 (1:47) T.Chandler left end to LV 31 for 1 yard (A.Robertson, D.Deablo).

Timeout #2 by MIN at 01:02.

3-7-LV 31 (1:02) T.Chandler up the middle to LV 28 for 3 yards (J.Tillery; B.Nichols).

Timeout #3 by MIN at 00:18.

4-4-LV 28 (:18) (Field Goal formation) G.Joseph punts 14 yards to LV 14, Center-A.DePaola. C.Bolton pushed ob at LV 31 for 17 yards (C.Darrisaw).

**Las Vegas Raiders at 0:07**

1-10-LV 31 (:07) (Shotgun) A.O'Connell pass short left to D.Adams to MIN 45 for 24 yards. Lateral to G.Van Roten to MIN 40 for 5 yards. FUMBLES, touched at MIN 40, RECOVERED by MIN-J.Ward at MIN 40.

**END OF QUARTER**

		<b>Time</b>		<b>First Downs</b>				<b>Efficiencies</b>	
	<b>Score</b>	<b>Poss</b>	<b>R</b>	<b>P</b>	<b>X</b>	<b>T</b>	<b>3 Down</b>	<b>4 Down</b>	
<b>Minnesota Vikings</b>	<b>3</b>	<b>9:55</b>	<b>1</b>	<b>4</b>	<b>0</b>	<b>5</b>	<b>4/9</b>	<b>0/0</b>	
<b>Las Vegas Raiders</b>	<b>0</b>	<b>5:05</b>	<b>0</b>	<b>0</b>	<b>0</b>	<b>0</b>	<b>0/3</b>	<b>0/0</b>	

# Miscellaneous Statistics Report

Minnesota Vikings vs Las Vegas Raiders  
12/10/2023 at Allegiant Stadium

## Ten Longest Plays for Minnesota Vikings

Yards	Qtr	Play Start	Play Description
26	4	1-10-MIN 30	(9:10) N.Mullens pass deep middle to T.Hockenson to LV 44 for 26 yards (M.Epps).
20	4	3-6-LV 42	(2:34) (Shotgun) N.Mullens pass short right to J.Addison pushed ob at LV 22 for 20 yards (T.Moehrig). LV-A.Robertson was injured during the play.
16	2	1-10-MIN 35	(2:02) (Shotgun) A.Mattison up the middle to LV 49 for 16 yards (T.Moehrig).
15	2	3-4-MIN 39	(9:54) (Shotgun) J.Dobbs pass short middle to J.Jefferson to LV 46 for 15 yards (M.Epps).
13	1	1-10-MIN 30	(:07) (Shotgun) A.Mattison up the middle to MIN 43 for 13 yards (T.Moehrig, M.Epps).
12	1	3-6-MIN 18	(:47) (Shotgun) J.Dobbs scrambles left end to MIN 30 for 12 yards (J.Bennett).
12	2	1-10-MIN 21	(11:52) (Shotgun) J.Dobbs pass short left to J.Jefferson to MIN 33 for 12 yards (A.Robertson).
12	4	3-7-MIN 29	(4:35) (Shotgun) N.Mullens pass short right to K.Osborn ran ob at MIN 41 for 12 yards.
10	4	2-17-LV 29	(2:18) (Shotgun) N.Mullens pass short middle to T.Hockenson to LV 19 for 10 yards (R.Spillane).
9	4	3-17-MIN 49	(7:47) (Shotgun) N.Mullens pass short middle to J.Nailor to LV 42 for 9 yards (R.Spillane).

## Ten Longest Plays for Las Vegas Raiders

Yards	Qtr	Play Start	Play Description
38	3	3-7-MIN 49	(10:57) (Shotgun) A.O'Connell pass short middle to H.Renfrow to MIN 11 for 38 yards (B.Murphy).
14	2	1-10-LV 22	(:31) (No Huddle, Shotgun) A.O'Connell pass short middle to M.Mayer to LV 36 for 14 yards (I.Pace; J.Metellus).
12	1	1-10-LV 46	(9:59) A.O'Connell pass short right to J.Meyers to MIN 42 for 12 yards (B.Murphy).
12	1	3-17-LV 39	(2:54) (Shotgun) A.O'Connell pass short right to D.Adams to MIN 49 for 12 yards (M.Blackmon; H.Smith).
12	2	2-10-LV 10	(:56) (Shotgun) A.Abdullah right guard to LV 22 for 12 yards (D.Hunter; M.Blackmon).
9	1	3-4-LV 26	(13:35) (Shotgun) A.O'Connell pass short middle to J.Jacobs to LV 35 for 9 yards (M.Blackmon).
7	2	2-8-LV 41	(4:49) (Shotgun) A.O'Connell pass short right to D.Adams pushed ob at LV 48 for 7 yards (J.Metellus).
7	2	2-10-LV 36	(:09) (Shotgun) A.O'Connell pass short middle to A.Abdullah to LV 43 for 7 yards (J.Metellus, I.Pace).
7	3	2-9-LV 17	(3:46) (Shotgun) A.O'Connell pass short right to J.Jacobs pushed ob at LV 24 for 7 yards (T.Dye, I.Pace).
6	4	2-10-LV 11	(13:08) (Shotgun) A.O'Connell pass short left to H.Renfrow pushed ob at LV 17 for 6 yards (H.Smith).

## Touchdown Scoring Information

		Offense	Defense	Special Teams
<b>VISITOR</b>	Minnesota Vikings	0	0	0
<b>HOME</b>	Las Vegas Raiders	0	0	0

## Player Scoring Information

Club	Player	TD	Rush TD	Rec TD	KO TD	Punt TD	Int TD	Fum TD	Misc TD	FG	XP	2Pt Rush	2Pt Rec	Sfty	Points
MIN	G.Joseph	0	0	0	0	0	0	0	0	1	0	0	0	0	3

## Possession Detail

	First Half		Second Half		Game	
	Visitor	Home	Visitor	Home	Visitor	Home
Largest Lead	0	0	3	0	3	0
Drives Leading	0	0	1	0	1	0
Time of Possession Leading	0:00	0:00	1:45	0:00	1:45	0:00
Largest Deficit	0	0	0	-3	0	-3
Drives Trailing	0	0	0	2	0	2
Time of Possession Trailing	0:00	0:00	0:00	0:12	0:00	0:12
Times Score Tied Up		0		0		0
Lead Changes		0		1		1

# Playtime Percentage

Percent of playtime per player on offense, defense and special teams (Unofficial)

## Minnesota Vikings

## Las Vegas Raiders

		Minnesota Vikings				Las Vegas Raiders						
		Offense	Defense	Special Teams				Offense	Defense	Special Teams		
B Brandel	G	72	100%	3	14%	A O'Connell	QB	54	100%			
C Darrisaw	T	72	100%	3	14%	D Parham	G	54	100%			
G Bradbury	C	72	100%			G Van Roten	G	54	100%			
D Risner	G	70	97%	3	14%	J Eluemunor	T	54	100%			
J Addison	WR	69	96%			T Munford	T	54	100%			
T Hockenson	TE	67	93%			J Meyers	WR	53	98%			
J Dobbs	QB	53	74%			D Adams	WR	53	98%			
K Osborn	WR	51	71%			M Mayer	TE	51	94%			
D Quessenberry	G	42	58%	3	14%	A James	C	38	70%			
T Chandler	RB	40	56%	7	32%	J Jacobs	RB	34	63%			
B Powell	WR	36	50%	8	36%	H Renfrow	WR	26	48%			
B O'Neill	T	30	42%	1	5%	A Hooper	TE	20	37%			
J Oliver	TE	28	39%	4	18%	J Meredith	G	16	30%			
A Mattison	RB	23	32%			A Abdullah	RB	15	28%	11	50%	
N Mullens	QB	19	26%			J Johnson	FB	8	15%	14	64%	
J Nailor	WR	17	24%	7	32%	Z White	RB	5	9%	11	50%	
J Jefferson	WR	13	18%			T Tucker	WR	3	6%	1	5%	
C Ham	FB	8	11%	15	68%	D Carter	WR	2	4%	12	55%	
J Mundt	TE	5	7%	12	55%	M Epps	SS		72	100%		
K Nwangwu	RB	3	4%	6	27%	T Moehrig	FS		72	100%		
A Schlottmann	C	2	3%	3	14%	R Spillane	LB		72	100%		
J Metellus	SS		54	100%	9	41%	N Hobbs	CB		70	97%	
H Smith	SS		54	100%			M Crosby	DE		70	97%	
I Pace	LB		54	100%			D Deablo	LB		69	96%	
C Bynum	FS		54	100%			A Robertson	CB		68	94%	
A Evans	CB		54	100%			J Jones	CB		60	83%	
B Murphy	CB		54	100%			M Koonce	DE		44	61%	
D Wonnum	LB		51	94%	3	14%	J Jenkins	DT		44	61%	
D Hunter	LB		49	91%			T Wilson	DE		37	51%	
H Phillips	DT		36	67%			B Nichols	DT		34	47%	
J Bullard	DE		35	65%			J Tillery	DT		31	43%	
S Day	DT		27	50%			A Butler	DT		27	38%	
P Jones	LB		23	43%	13	59%	J Robinson	DE		14	19%	
M Blackmon	CB		19	35%			J Bennett	CB		6	8%	
J Roy	NT		12	22%	3	14%	T Hall	CB		2	3%	
T Dye	LB		8	15%	13	59%	L Masterson	LB			22	100%
T Jackson	FS		7	13%	19	86%	B Bolden	RB			22	100%
J Ward	FS		2	4%	18	82%	C Bolton	LB			22	100%
N Thompson	CB		1	2%	15	68%	I Pola-Mao	FS			18	82%
B Asamoah	LB				16	73%	D Turner	WR			16	73%
A DePaola	LS				11	50%	C Smith	SS			13	59%
R Wright	P				11	50%	A Cole	P			8	36%
N Vigil	LB				10	45%	J Bobenmoyer	LS			8	36%
A Carter	LB				8	36%	K Mauga	LB			4	18%
A Booth	CB				8	36%						

G Joseph	K	5	23%	D Carlson	K	1	5%
K Tonga	NT	3	14%				
C Reed	G	2	9%				

**LAS VEGAS REVIEW-JOURNAL****Graney: Raiders need complete overhaul on offense as season spirals**

By Ed Graney

December 10, 2023

I hope you bet the under.

There is a bigger picture to this eyesore of a loss, this abysmal 3-0 defeat by the Raiders to Minnesota on Sunday at Allegiant Stadium.

It's a third straight setback for the club under interim coach Antonio Pierce and things are only getting worse offensively. The staff is overmatched on that side of the ball.

Bo Hardegree is a coordinator calling plays for the first time and it's not working. Josh McDaniels left a bad offense upon being fired as head coach and it's even more dreadful now.

The Raiders are 5-8 and going nowhere, meaning owner Mark Davis has four more games in which to evaluate Pierce and those under him. This can't be the end result. It's not good enough. This can't be how the team moves forward.

What that means for Pierce is anyone's guess. But even if he is retained — and that now seems like a long shot — a complete offensive overhaul must take place. That starts with the staff and likely includes the quarterback position as well.

**A disaster**

There is star power on this offense. These aren't the Panthers. There are weapons at running back and wide receiver. There is Davante Adams, for heaven's sake.

And yet the Raiders totaled 202 yards Sunday coming off a bye. They had two weeks to prepare for the Vikings and couldn't score. They're a disaster on offense right now.

"A poor performance that starts with myself, starts with the coordinator, the quarterback and so on," Pierce said. "Just bad overall. We'll evaluate everything going forward."

He can begin with himself and Hardegree and whoever else has a say in the offensive game plan.

And then there is the question at quarterback.

You knew there would be days like this — well, maybe not this bad a day — when Pierce was named coach and immediately made rookie Aidan O'Connell the starter over veteran Jimmy Garoppolo. You knew there would be ups and downs.

It made sense to discover what the Raiders had in their fourth-round pick, to determine whether O'Connell could be the team's quarterback of the future. It was the correct move.

Yet if the Raiders believed there was still ample opportunity to make a playoff run at halftime Sunday, they should have given serious consideration to inserting Garoppolo. Maybe he would have provided the needed spark. Maybe things would have been different with him. They absolutely couldn't have been worse.

It's possible if the Raiders followed the lead of the Vikings — who replaced starter Joshua Dobbs with Nick Mullens in the fourth quarter — they would have received solid enough play to win the game.

"It was the whole offense," Pierce said. "It's easy to point the finger at the quarterback, and obviously we'll look at that as we go forward. This was not one of our better performances. The whole football program will be (evaluated). Gotta win. This ain't good enough. Got to win."

The Raiders are 29th in the NFL in total offense. They're 28th in scoring offense. And when you suffer injuries to the offensive line — tackle Kolton Miller (shoulder) was out Sunday and center Andre James left hurt — things really go south.

Running back Josh Jacobs (knee) was also lost in the second half. Wide receiver Hunter Renfrow had a costly fumble deep in Minnesota territory. O'Connell threw an interception late in the fourth quarter after the Vikings took their 3-0 lead.

Nothing went well for the Raiders.

### **A new low**

It's look-in-the-mirror time. It's complete honesty time.

This hasn't been a good offense all season and yet Sunday hit a new low. Whatever they're coaching isn't working. Ditto for whatever they're calling.

They're overmatched along the sidelines on that side of the ball.

It's a short week. The Chargers visit Thursday.

Which means those evaluations better happen fast.

### **Raiders report card: Offense is absurdly bad in shutout loss**

By Ed Graney

December 10, 2023

How the Raiders performed in a 3-0 loss to the Vikings on Sunday at Allegiant Stadium:

#### **Offense: Z**

For a big, fat zero. The Raiders had two weeks to prepare, and this is what they came up with? A total of 202 yards. A rookie quarterback in Aidan O'Connell who completed 21 of 32 passes for 171 yards and a key interception late. A running game that managed just 56 yards. Things are getting worse and worse on this side of the ball. Adding insult to a real injury, starting running back Josh Jacobs (13 carries, 34 yards) hurt his knee and had to leave the game in the second half. Davante Adams had a team-leading seven catches that went for a robust 53 yards. Hunter Renfrow had three receptions for 46 yards, but fumbled deep in Minnesota territory. The Raiders played without starting left tackle Kolton Miller (shoulder) and saw center Andre James go down with an injury. O'Connell was sacked four times and hit five others.

#### **Defense: A**

What a total waste of a stellar effort by this group. The Raiders were terrific here, sacking Minnesota quarterbacks five times and accounting for 11 more hits. They allowed just 231 yards. Maxx Crosby led the way with 10 tackles (three for loss) and two sacks. Robert Spillane also had 10 tackles and a sack, while rookie lineman Tyree Wilson showed life with four tackles and a sack. This is the side of the ball that appeared to have prepared during the bye week. A shame the other side couldn't hold up its end of the bargain.

**Special teams: B+**

Hey, look, another week when the punter, AJ Cole, was one of the team's best players. He averaged 54.1 yards on eight punts, including dropping two inside the 20-yard line and an 83-yarder. A penalty wiped out a long punt return from DeAndre Carter into Minnesota territory.

**Coaching: F**

Things aren't good. The Raiders have lost three straight under interim coach Antonio Pierce, and he and his offensive staff appeared totally overmatched Sunday. To be that bad on one side of the ball coming off a bye is inexcusable. Everyone — beginning with Pierce — needs to be evaluated. More and more, it seems the right move for owner Mark Davis is to begin thinking long term and vetting potential candidates to take over this franchise.

**3 takeaways from the Raiders' shutout loss to the Vikings**

By Sam Gordon

December 10, 2023

Three takeaways from the Raiders' 3-0 loss to the Minnesota Vikings on Sunday at Allegiant Stadium:

**1. No offense**

Neither team scored through three quarters, a first for the Raiders in franchise history. Both offensive lines — and game plans — were totally overwhelmed by the opposing defenses. It resulted in a 0-0 game with 1:57 to play, the second latest an NFL game remained scoreless since 1948.

Raiders rookie quarterback Aidan O'Connell completed 21 of 32 passes for 171 yards while absorbing four sacks and throwing an interception on his first pass after the Vikings scored.

Minnesota starting quarterback Joshua Dobbs was replaced in the fourth quarter by Nick Mullens after a 10-for-23 outing for 63 passing yards.

Mullens, unlike O'Connell and Dobbs, led a scoring drive.

He had a key 20-yard completion to rookie wide receiver Jordan Addison as part of a 13-play, 56-yard possession late in the fourth quarter. It concluded with the game's only points: A 36-yard field goal from kicker Greg Joseph.

O'Connell responded by telegraphing a throw to wide receiver Davante Adams and getting picked off.

Running back Josh Jacobs totaled 34 yards on 13 carries before leaving the game in the fourth quarter with a leg injury.

**2. Crosby, defense dominate**

Raiders standout Maxx Crosby did his part in holding Minnesota's offense down.

He was unblockable on the edge of the defensive line, accounting for a team-high two sacks to set his career high in a season with 13½. Crosby was also tied for the Raiders' lead in tackles with 10.

Linebacker Robert Spillane, defensive linemen Tyree Wilson and Janarius Robinson also finished with sacks against the Vikings.

Minnesota quarterbacks averaged 2.4 yards per pass and their offense averaged 3.2 yards per play.

Doesn't matter how good the defense plays when the offense is this inept.

### 3. Season over

The Raiders, at 5-8 in the packed AFC, are all but eliminated from playoff contention.

They've lost three straight since beginning interim coach Antonio Pierce's tenure with consecutive wins against the Giants and Jets.

Their offensive ineptitude has prevented them from beating average teams — let alone better ones. That's despite the defense showing signs of improvement.

The Raiders have no time to fret, however. Their season continues Thursday with a matchup against the division rival Chargers, who lost 24-7 to the Broncos on Sunday to fall to 5-8 themselves.

### The truth hurts: Raiders reach rock bottom in shutout loss

By Vinny Bonsignore

December 10, 2023

It's accurate that the truth can be painful, but turning a blind eye to it isn't the answer, either. Not in the Raiders' case, anyway.

They reached another crossroads Sunday after an embarrassing 3-0 loss to a flawed Vikings team in front of a disbelieving crowd at Allegiant Stadium filled primarily with Minnesota fans.

The Raiders (5-8) have lost three straight, eight of their past 13 and 19 of 30.

The playoffs are a pipe dream, with their final four games presenting opponents and challenges the Raiders appear ill-equipped to handle. In the unlikely event they sweep the Chargers, Chiefs, Colts and Broncos, their nine wins might not be enough to punch their ticket to the postseason.

How can anyone even be sure they can salvage one win after Sunday's debacle?

"I've been in this league for seven years, and I've never been part of a performance like this, so I don't really know what to say about that," offensive tackle Jermaine Eluemunor said. "I'm sorry for the fans that came to watch that. They deserve better. Raider Nation deserves better."

It's time, once and for all, to stop sweeping their weaknesses and deficiencies under the rug and embrace them honestly and earnestly. The long overdue agent of change can only be activated through brutal honesty and bluntness, not reluctance and avoidance.

Their decades-long issue at quarterback reared its ugly head yet again, with rookie Aidan O'Connell playing tentatively and ineffectively while completing 21 of 32 passes for 171 yards and an interception. Despite the defense giving him chance after chance, O'Connell could not muster the play and leadership necessary to create scoring chances, let alone beat the beatable Vikings (7-6).

"I have confidence in myself to execute, to do my job properly," O'Connell said. "I haven't done it good enough, and so I've got to be better at doing that."

The Raiders reached the Vikings' side of the field just twice. Their first venture topped out at the Vikings' 42 but got pushed back by a holding call and a sack, and the second, which reached the Minnesota 18, ended in a fumble by Hunter Renfrow.



Of their 12 drives, eight resulted in punts, two in turnovers and one with a last-gasp final play as time expired.

Six starts into O'Connell's career, it's clear the Raiders must bring in a quarterback in the offseason with a higher upside. They should have considered it years ago rather than waddling through year after year of Derek Carr, whose midlevel ceiling wasn't nearly enough to compete at the highest levels.

The Raiders can't afford to get caught in that vicious cycle again.

As poorly as O'Connell played Sunday, the Raiders never considered turning to veteran Jimmy Garoppolo for help. And it cost them dearly, as the similarly quarterback-strapped Vikings did make an in-game change by replacing Josh Dobbs with Nick Mullens. Doing so pumped just enough life into their offense to drive for Greg Joseph's 36-yard field goal with 1:57 left.

"For us, we were moving the ball. There were opportunities," said interim coach Antonio Pierce, who defended his decision to stick with O'Connell by pointing to penalties and turnovers as the bigger reasons for the struggles.

"That just wasn't a quarterback," Pierce added. "That's why I said it was an offense."

Perhaps, but the brutal honesty the Vikings accepted in making their quarterback change is something Pierce seemed unwilling to confront. And that's a huge red flag for a young coach trying to prove to owner Mark Davis that he deserves the job full time.

The same is true for the offensive coaching staff, which has had ample time — including the bye week they were coming off — to make something of this attack. For an offense that has reached the 20-point threshold once this season, the goose egg against the Vikings represents rock bottom. It prompted Pierce to say everyone would be under scrutiny and included the possibility of going back to Garoppolo.

"The whole football program," Pierce said. "Our whole program. Everybody. Gotta win. It ain't good enough."

It hasn't been good enough for a while. It's time the Raiders got honest about that.

## **Raiders report: AJ Cole's record-setting performance not enough**

By Adam Hill

December 10, 2023

AJ Cole knew it as soon as it took flight.

"It's kind of like golf where you can feel it when it comes off your foot," the Raiders punter said Sunday after a 3-0 loss to the Vikings at Allegiant Stadium. "It was a misdirection, so I'm showing like I'm going left and then switch to right at the last second. I'm seeing where he's lined up, and I know if I can get it over his head, it's going to go forever. So while the ball is in the air, you're seeing it and just saying, 'Go, go, go.' "

It went 83 yards, surpassing Shane Lechler's 80-yard blast in 2011 as the longest punt in franchise history. It's also tied for the fourth-longest punt in the NFL since 2000.

"I was not really pleased with my game up to that point, so I had a little fire on that one," Cole said of the early fourth-quarter kick.

The only minor flaw was that DJ Turner was nearly able to make a spectacular play and down the ball at the 1-yard line, only to watch it slip away and trickle across the goal line.

"It would have been better if it was 82," Cole said. "But it was obviously a cool play, and with the history of the Raiders punter position, it's a really cool record to have."

"DJ was beating himself up over it, but he shouldn't. That was almost a spectacular play just to get down there that far. He was flying. Him and Ameer (Abdullah) are phenomenal gunners, and they've been making me look better than I am."

Cole has been great again this season, entering the day second in the NFL in punting average. He knew as Sunday's game stayed scoreless that there was a chance field position could be the difference.

"You never want to play in a game like that because you want the offense to go out there and be successful, but those are the games you work so hard for because they're the games where you think you can make a difference," he said. "Those are the games where when it ends up like that, I want to be the reason we go out there and win the game. We just didn't have enough today."

### **Ailing stars**

Josh Jacobs appeared to be running with a hitch in his step for much of the day before finally limping to the locker room early in the fourth quarter. He managed just 34 yards on 13 carries, mustering 2.6 yards per attempt, his worst mark since Week 2. He added two catches for 16 yards.

"He got nicked up early on," interim coach Antonio Pierce said. "He tried to come back and just wasn't himself, and at that point, it was done with."

His injury is of particular concern because the Raiders have just a few days to prepare before hosting the Chargers on Thursday night.

"He's a tough guy," Pierce said. "We'll have to get with our medical staff on that, but he tried to fight as best he could."

Star defensive end Maxx Crosby has been dealing with a knee injury since the first month of the season. He briefly left the game but brushed aside questions about his status.

"I'm good," he said before adding a qualifier. "I'll be good."

Crosby had a standout performance despite the ailment, recording two sacks and tying for the team lead with 10 tackles. It was the third time in his career he had at least 10 tackles, the most in franchise history for a defensive lineman.

### **Mixing it up**

The Raiders had to scrape together an offensive line as they dealt with several injuries.

Stalwart left tackle Kolton Miller was inactive because of a shoulder injury, and center Andre James left the game after hurting his ankle.

Thayer Munford played left tackle, and Jermaine Eluemunor stayed on the right side. Dylan Parham slid over from left guard to play the final 16 offensive snaps at center.

Parham played all over the line as a rookie, but Sunday was the first time he lined up anywhere other than left guard this season.

Still, he felt the transition was smooth.

"I get practice reps all across the interior offensive line still," Parham said. "So I already knew my job. It was just about being more vocal. It felt natural for the most part. I've had some experience, obviously last year."

Salute to the community

The Raiders observed a moment of silence shortly before kickoff in tribute to two recent tragedies that struck the community.

Crosby carried a UNLV flag and one that honored fallen Nevada Highway Patrol troopers Michael Abbate and Alberto Felix, who were killed in the line of duty Nov. 30. The flags were presented at midfield along with the American flag.

"It was awesome," Crosby said of participating in the ceremony. "An honor obviously. Super tragic situations in both cases, and I want to send my prayers out to everyone affected by it."

An announcement was made just before the national anthem, asking for a moment of silence for the troopers and the three professors who were killed in last week's shooting at UNLV.

## LAS VEGAS SUN

### **Pointless and pitiful: Raiders bottom out again in defeat to Vikings**

By Case Keefer

December 10, 2023

There wasn't enough silver and black left in the Allegiant Stadium stands for any audible boos.

Most Las Vegas Raiders' fans had bailed as the final seconds ticked off the clock in the team's 3-0 home loss to the Minnesota Vikings Sunday afternoon. The few that remained were presumably dumbfounded, left trying to figure out how their team had just played in the lowest-scoring indoor game in NFL history and the seventh 3-0 final in the Super Bowl era.

Plenty of purple remained, as Vikings' faithful made up about half the \$2 billion venue to begin with and ended up declaring it their own by belting out their "Skol" chant at the conclusion.

"Poor performance," Raiders interim coach Antonio Pierce said. "Coaching, it starts with myself. The coordinators, the players. Just bad overall."

Pierce's postgame news conference started about 45 minutes after the game ended, an abnormally long wait but not one uncommon to the Raiders over the last two seasons. All the delays, whether it's been with Pierce or former head Josh McDaniels, have been for the same reason — owner Mark Davis holding a closed-door meeting with his coach.

The Raiders have put together a handful of embarrassing performances since moving to Las Vegas, and Davis has rarely done much to hide his dissatisfaction after them. He certainly wasn't going to start this time around.

This might have been a new low for the Raiders.

At least offensively.

Las Vegas mustered only 202 yards and eight first downs with quarterback Aidan O'Connell overwhelmed by an exotic Minnesota defensive scheme. And yet, Pierce and interim offensive coordinator Bo Hardegree never appeared to try anything new to spark the offense or get O'Connell more comfortable.

The entire gameplan was a mixture of short passes for O'Connell — who finished with 171 yards on 21-for-32 passing — and a futile exercise of rushing right into the line with running back Josh Jacobs — who mustered 34 yards on 13 carries.

“Just a lack of execution,” O'Connell said. “I point to myself and say I've got to do a better job of executing in the run game and in the pass game and make sure we've got a good play going when I hike the football. You can put it on me.”

Pierce and Hardegree weren't willing to adjust to their offense's incompetence, but Minnesota counterparts Kevin O'Connell and Wes Phillips, respectively, did address their team's shortcomings eventually. The Raiders had the most accomplished NFL quarterback in the building on its bench in Jimmy Garoppolo, but it was the Vikings who made a switch at the position to spark a victory.

O'Connell benched starter Josh Dobbs — who completed only 10 of 23 pass attempts for 63 yards — in favor of backup Nick Mullens midway through the fourth quarter. Mullens, who spent last training camp with the Raiders before they traded him to the Vikings, converted three straight third downs with passes to three different receivers on a 13-play, 67-yard scoring drive fresh off the bench.

He also connected on a pass with local product Jalen Nailor, a former Bishop Gorman High great, to set up kicker Greg Joseph's 36-yard game-winning field goal with 1:57 remaining.

The possession rendered what had otherwise been an impressive defensive performance by the Raiders irrelevant. The Vikings have one of the best offensive lines in football but that didn't stop the Raiders from winning the battle up front.

Star edge rusher Maxx Crosby had two sacks while fellow team captain Robert Spillane, first-round rookie Tyree Wilson and previous practice-squad player Janarius Robinson all also got to the opposing quarterback. Malcolm Koonce, the starting edge rusher on the other side of Crosby, may have frustrated Dobbs the most with several pressures and two official quarterback hits, though none that resulted in sacks.

“I felt like we played pretty (expletive) well,” Crosby said of the defense. “We held them to three points. We didn't play perfect, but we did enough to win the game, just fell short.”

The Raiders' defense came close to scoring points on its own in the first half but both cornerback Jack Jones and safety Marcus Epps dropped interceptions that it looked like they could have returned for touchdowns. The former's pass break-up came on a Dobbs throw intended for reigning Offensive Player of the Year Justin Jefferson before the latter knocked him out of the game with a punishing hit over the middle shortly after.

Minnesota won the turnover battle 3-0 in the end. Vikings linebacker Ivan Pace Jr. more or less sealed the game when he picked off an O'Connell pass intended for Davante Adams — who had seven catches for 53 yards and rushed out of the locker room without speaking to reporters — on first down after Joseph's late field goal.

Las Vegas had earlier reached the red zone for the only time on its first drive of the second half when Hunter Renfrow took a catch on a drag route near the line of scrimmage 38 yards down the field.

But Vikings safety Josh Metellus punched the ball out of Renfrow's right arm for a fumble when the slot receiver caught another pass three plays later. Vikings cornerback Mekhi Blackmon jumped on the loose ball to thwart the Raiders' scoring attempt, and then joined his teammates in the end zone where he simulated a keg stand.

The coordinated celebration might have been the most exciting moment in what was an ugly contest even for the Raiders' standards.

It didn't help that Jefferson wasn't the only key player to leave the game.

Jacobs became the Raiders' most notable exit as he limped to the locker room midway through the fourth quarter and didn't return. Las Vegas also lost center Andre James in the third quarter, arguably the second-most important offensive lineman in a unit already without the first — left tackle Kolton Miller, who missed his third game this season with a shoulder injury.

It's a lot to overcome with only four days until their next game, a Thursday Night Football home date with the Los Angeles Chargers.

"Everyone's got to look their selves in the mirror, accept what they did wrong and try to work on it," Raiders receiver Jakobi Meyers said. "We're men at the end of the day, so have honest conversations and go out there and be the same person every day."

Las Vegas came into the game against Minnesota hopeful and refreshed off a bye with the players speaking of motivation to potentially earn Pierce the full-time coaching job. That feels like a long shot now with Davis more likely to undergo his second coaching search in two years when the season concludes after four more games.

The only thing that's worse than frustration for an organization to see out of its fans is apathy. The former ran rampant when the Raiders were playing poorly under McDaniels earlier this year, but the response to the Vikings' defeat felt much more like the latter.

The crowd booed the Raiders as they went in for halftime following an awkward miscommunication where Pierce called a timeout with one second remaining while most of his team was in the tunnel, but didn't even bother afterwards.

The Raiders' offense had apparently left them speechless and empty.

"We could have done more," right tackle Jermaine Elumunor said. "You can always do more in games like this. I've been in the league for seven years and I've really never been a part of a performance like this, so I don't really know what to say about that. I'm sorry to the fans who came to watch that. They deserve better. Raider Nation deserves better."

## **THE ATHLETIC**

### **Time for Raiders, Mark Davis to look toward next season after putrid 3-0 loss**

By Vic Tafur

December 11, 2023

LAS VEGAS — When Josh Jacobs limped off the field to the locker room at the end of the third quarter, I thought that should be it. Jacobs is a tough guy, but there is no reason for him to play again for the Las Vegas Raiders this season.

And he should take Maxx Crosby with him.

Crosby is playing with a bad knee and is a maniac so he still had two sacks in the 3-0 loss to the Minnesota Vikings on Sunday afternoon. But there was a moment when he was slow getting off the grass and came out for a play, and risking the franchise player to spray some cologne on a 5-8 season makes no sense.

I had several other thoughts when I was later waiting for owner Mark Davis to finish his chat with interim coach Antonio Pierce. I was rolling off quite a list as I was sitting in the interview room for 45 minutes. The locker room closed for player access before Pierce even hit the podium — the first time I remember that happening in my 14 years covering the team.

Davis has long talked to coaches after the game, but this year he seems to be walking faster to the locker room. And he has a lot more to say. But only 3 points were scored in the game. What is there to talk about for 25 to 30 minutes?

When Pierce finally emerged, he was tighter than usual. There were no third-person references, which I've come to enjoy.

It took being asked three times before Pierce said he didn't consider benching rookie quarterback Aidan O'Connell for Jimmy Garoppolo. The Raiders had only eight first downs on offense, as the Vikings defense had O'Connell rattled even when it wasn't hitting him. (I don't know if going back to Garoppolo makes any sense, and "Why not?" is not an acceptable answer.)

Pierce would say he didn't consider making the move because the Raiders offense was "moving" at times. Well, there were two times. The play when Hunter Renfrow ran away from defenders for 38 yards (he fumbled two plays later), and the desperation 24-yard last play of the game when Davante Adams pitched the ball to ... guard Greg Van Roten.

Take away those two plays and O'Connell was 19-of-30 for 109 yards. And the Raiders averaged 2.7 yards per play.

Adams took off before the locker room opened to reporters. And I don't blame him. He has complained nicely and not so nicely at different points this season.

What did you want him to say Sunday? It was an honor to play in the lowest-scoring indoor game in NFL history (per ESPN) and the first 3-0 game in Raiders history? That the Raiders offense is close to turning it around despite scoring 46 points in the past four games?

Adams should probably just walk off with Jacobs and Crosby because he has nothing left to play for this season, either. The offense is broken beyond repair, and Adams is either the Raiders' best asset to trade for draft picks in a rebuild or a centerpiece if they're trying to strike lightning in a bottle with a new quarterback next season.

The Raiders had a bye week to prepare for this game, but the same old offense came back and was even worse.

"No excuse there; it is shocking," Pierce said. "Plenty of time to prepare for the opponent. We knew what they did. Nothing new. Just, again, poor coaching, poor performance by the players. Starts with myself."

The Raiders have a game again this Thursday, at home against the Los Angeles Chargers, and this is going to be hard for many to hear, but the worst thing they can do is win.

I know Pierce is coaching for a chance to be the full-time coach, but finishing strong (if possible) sets the Raiders back again.

They need to draft a quarterback, and the choice or the chance to trade up will be a lot better if they finish 5-12 rather than 7-10.

It's not tanking, per se. It's giving your best players like Crosby and left tackle Kolton Miller (shoulder) a chance to heal while providing younger players with a chance to see if they can be part of the future plans.

It's going to require some outside-the-box thinking from Davis, but he did that two years ago when he was desperate enough to hand the keys to the franchise to two guys from the hated New England Patriots, of all teams. He got the wrong two overconfident guys, but I respect the big swing.

This would be a similar move by an owner who wants to win, even if he has no idea how.

It would require Davis to make a decision now on interim general manager Champ Kelly. Davis has to follow his gut because nothing is going to change personnel-wise for him to think higher of Kelly in the next four weeks (unless first-round pick Tyree Wilson gets more sacks like the one he had Sunday — loved the celebratory roll of the dice, by the way).

And then it would require Davis and Kelly to decide on Pierce now.

The five games are a good enough sample. The players respect and play hard for Pierce, and the defense continues to improve under him and coordinator Patrick Graham. It had five sacks and 11 quarterback hits, and though Vikings quarterback Joshua Dobbs was terrible and benched for Nick Mullens, Dobbs has played well at times, so give the defense its flowers.

(If not for cornerback Jack Jones taking an ill-advised swipe at the ball, I could have been a part of the first scoreless tie in the NFL in 80 years. I was mapping out that column in the second quarter. Where were we ...)

The putrid offense? You can't blame Pierce for that. Apparently, there is still a virus left from the Josh McDaniels era in the digital playbook and O'Connell might just be a solid backup with bad feet.

The time management and timeout use? Yeah, they've been a problem these past five games. But they also fall on other members of the staff and are something Pierce will get better at with experience. And with hand-picked members of his staff, if that's the direction the Raiders are going in.

One name you hear a lot around the league and team is former Stanford coach David Shaw, a Raiders assistant from 1998 to 2001. Whether that would be as a head coach or offensive coordinator, the crystal ball is a bit foggy.

Plus, the Raiders still have four games to play.

Pierce said there might be changes this week.

"We'll evaluate everything going forward," he said. "The whole football program. Our whole program, everybody. Got to win — it isn't good enough. So, got to win."

I don't know if that came straight from Davis' mouth. And how much of it is due to postgame frustration or anger on both their parts. But putting undue importance on these past four games is a shortsighted move for an organization that can't get out of its way.

Sit Jacobs, have four or five guys restrain Crosby from playing again this season and start planning for next season and beyond.

## Raiders need major changes on offense following home shutout loss to Vikings

By Tashan Reed

December 10, 2023

LAS VEGAS — The Raiders offense was hailed with boos as the players walked into the tunnel toward the locker room. After a scoreless first half against the visiting Minnesota Vikings, the players were eager to regroup and devise a plan to turn things around coming out of the break.

The problem was it wasn't halftime. There was still time left on the clock. The Raiders had to come back out of the tunnel, line up and run a play that ended with quarterback Aidan O'Connell getting pummeled for a sack that put an official end to the second quarter.

The awkward imagery of the Raiders offense not being on the field when it was supposed to be was fitting. In a hard-to-watch 3-0 shutout loss to the Vikings on Sunday, the Raiders offense never showed up.

"I've really never been a part of a performance like that," right tackle Jermaine Eluemunor said. "I'm sorry for the fans that came to watch that. They deserve better."

What was truly one of the ugliest games in NFL history resulted in the Raiders' third straight loss and dropped them to 5-8. They could bounce back on "Thursday Night Football" this week when they host the Los Angeles Chargers, who may be without starting quarterback Justin Herbert, but it's easy to see where this team is ultimately headed.

The Raiders aren't mathematically eliminated from the playoffs yet, but that feels like a mere formality at this point. This season is lost.

It's all too familiar an outcome for this franchise. The Raiders have had just two winning seasons since they last won a playoff game in 2002, and they're rapidly barreling toward another losing campaign. The Raiders aren't going to quit going into their final four games, but the position they're in remains deflating.

"If you're able to go on the field and you're not playing to your fullest because of losing or because the season's not going exactly our way, then that's a shame on you," defensive end Maxx Crosby said. "I don't think that's what we have in this locker room.

"Regardless, obviously, it sucks. ... We hate losing. I hate losing. I'm sick of it. I can say it over and over and over again, but I've got to find ways to get better personally to help us win more games and, as a team, we've just got to keep finding ways to improve."

The biggest reason the Raiders are here, though, is their broken offense, and there's likely no way to fix it this season. That fact was painfully driven home in Sunday's three-hour display of ineptitude.

The Raiders' issues have stemmed from some poor decisions this offseason. Former head coach Josh McDaniels and former general manager Dave Ziegler chose the wrong starting quarterback in Jimmy Garoppolo, passed on investing in the offensive line and were unable to maximize the talents of receivers Davante Adams, Jakobi Meyers and Hunter Renfrow, running back Josh Jacobs and tight end Michael Mayer.

McDaniels and Ziegler were fired eight games into the season largely as a result of those mistakes. While interim head coach Antonio Pierce and interim GM Champ Kelly have improved team culture, salvaging the offense has been a bridge too far. Whether owner Mark Davis retains them or not, the Raiders need a hard reset on offense.



After six starts, it's becoming clear O'Connell likely isn't the long-term answer at quarterback. He's accurate, tough and smart, but he's limited physically, has struggled to navigate pressure and puts the ball in harm's way far too often. He completed 65.6 percent of his passes against the Vikings, but that rendered just 171 yards and a game-sealing interception in the fourth quarter.

"I point to myself," O'Connell said when asked about the team's offensive struggles. "You can put it on me."

O'Connell is fine for a rookie who was drafted in the fourth round, but he doesn't have the look of someone the Raiders can build around. When asked Sunday whether going back to Garoppolo (who was benched following the firings of McDaniels and Ziegler) was a possibility, Pierce said, "We'll evaluate everything going forward."

That would come with some risk considering Garoppolo's \$11.25 million salary in 2024 has an injury guarantee, according to Spotrac, but the quarterback will carry a large cap hit on the Raiders books next year anyway. If the Raiders feel he gives them a better chance to win than O'Connell, they'll go back to him.

Even if that happens and Garoppolo plays better than O'Connell, he can't be the answer next year. Whether it's via drafting another rookie or adding another veteran, the Raiders need to find a new starting quarterback.

To be clear, the issues with the offense aren't just a result of poor quarterback play. The scheme and play calling haven't exactly helped the cause.

Interim offensive coordinator Bo Hardegree got off to a strong start in putting up 30 points against the New York Giants in Week 9, but that hasn't proven to be sustainable. He hasn't been able to orchestrate consistent success in the run game and won't commit to pushing the ball vertically in the passing game.

McDaniels was plagued by those same issues. They haven't changed since his firing because, for the most part, his offensive system remains. In their eight games with McDaniels calling the plays, the Raiders averaged 15.8 points per game. In their five games under Hardegree, they've averaged 15.2. With or without McDaniels, the offense has been bad. The scheme has to go.

With Jacobs' health in question after he suffered a knee injury Sunday, it's hard to identify a reason for optimism.

The showing against the Vikings was made even worse by the fact that the Raiders defense put together arguably its best outing of the season. Crosby was sensational as usual, but he was far from alone.

As the Raiders terrorized Vikings quarterbacks Josh Dobbs and Nick Mullens, the pass rush came from everywhere. Defensive end Malcolm Koonce was excellent, defensive end Tyree Wilson had his best game as a pro, defensive tackle Adam Butler provided interior pressure and even former practice squad defensive end Janarius Robinson was rolling. Linebacker Robert Spillane had another stellar game to add to his breakout season.

The cornerback rotation of Nate Hobbs, Amik Robertson, Jack Jones and Jakorian Bennett was sticky in coverage and justified the team's decision to release Marcus Peters last week. Safeties Tre'von Moehrig and Marcus Epps prevented explosive plays downfield. The Raiders limited the Vikings to a meager 3.3 yards per play and held them scoreless for nine consecutive possessions before surrendering the go-ahead field goal late in the fourth quarter.

"We did enough to win the game," Crosby said. "We just fell short."

It was nothing short of a dominant performance for the Raiders defense, but it went to waste. Although the offense has been struggling all season, let's hope getting shut out at home is rock bottom. Most of the offensive players — Adams, Jacobs, Renfrow and others — made their way out of the locker room before it was opened to the media. Those who stuck around didn't have much of an explanation.

“They just played better than we did when it mattered,” Meyers said.

There are questions about the offense that can't be answered until the next regime is hired — most notably, the futures of Adams and Jacobs — but the Raiders need a fresh start on that side of the ball in 2024. Without one, it's hard to see next season going any better.

## **ASSOCIATED PRESS**

### **Raiders will need to upgrade their offensive personnel in the offseason**

By Mark Anderson

December 10, 2023

HENDERSON, Nev. (AP) — The Raiders' past three games showed Las Vegas' stagnant offense wasn't all Josh McDaniels' fault and at the same time almost entirely his doing.

Las Vegas' in-game coaching and preparation haven't improved and, in fact, have dramatically regressed during its three-game skid. That was clear during Sunday's hard-on-the-eyes 3-0 loss to the Minnesota Vikings in which both teams barely gained 200 yards.

But the current coaches are working with the players McDaniels and general manager Dave Ziegler — both of whom were fired on Oct. 31 — put in place. And there's only so much they can do with them.

Most glaring, the Raiders (5-8) don't have a franchise quarterback, and whether rookie Aidan O'Connell even starts Thursday night's home game against the Los Angeles Chargers is in question. Interim coach Antonio Pierce said Monday he'll decide later in the week whether to stay with O'Connell or go back to Jimmy Garoppolo, who's been intercepted on 5.4% of his passes — easily the worst rate in the league.

Las Vegas will need a player in next year's quarterback-rich draft, but that position isn't the only question mark. Josh Jacobs, despite a recent surge, hasn't played at the level of last season, when he led the NFL in rushing. His future with Las Vegas always looked doubtful after this season, but Raiders coaches have been reluctant to give another running back much playing time. The draft or free agency probably will be the answer.

The Raiders' offensive line needs an infusion of talent, too, though having one of the league's top left tackles in Kolton Miller is a good place to start.

Same with Davante Adams at wide receiver, but the Raiders might want to seriously consider moving him in the offseason to acquire draft capital to rebuild the roster. Adams is wasting his talent in Las Vegas, and there are no signs of a quick turnaround at this point even if owner Mark Davis — who also owns the two-time WNBA champion Las Vegas Aces — hires the Becky Hammon of football coaches.

There's a lot that needs to be done to improve an offense that has reached 20 points just once this season, and that work will occur after the season.

Las Vegas' coaches, in the meantime, will have to make do with what they have — which isn't a lot.

“Like I told the guys, the Raiders beat the Raiders last night,” Pierce said Monday.

Hard to argue.

**WHAT'S WORKING**

It would be easy to brush off the Raiders' defensive performance against Minnesota as a more of statement about the Vikings' porous offense, but this is a trend. The Raiders are ninth in the league in points allowed at 19.9 per game, a remarkable turnaround for a defense that last season was 26th after giving up a 24.6 average.

**WHAT NEEDS WORK**

It's clear given the injuries to Miller and center Andre James that the coaches didn't trust the offensive line to hold up long enough for O'Connell to throw downfield. He probably didn't trust the protection, either. The Vikings sacked him four times and hit him on five other plays.

**STOCK UP**

DE Tyree Wilson, the seventh overall draft pick this year, finally is starting to play up to expectations after a slow start. He had a sack against the Vikings, a quarterback hit, his first tackle for loss and tied a personal high with four tackles.

"Most rookies hit the rookie wall in November," Pierce said. "He's gotten better the last couple of weeks."

**STOCK DOWN**

Taking advantage of opportunities. Las Vegas had its chance from the beginning to get what would've been crucial points on the scoreboard. The Raiders had a promising opening drive by reaching Minnesota's 42 before a holding call and a sack pushed the ball back to the Raiders' side of the 50.

Then, early in the second half, Hunter Renfrow caught a 38-yard pass to put the ball on the 11. Renfrow fumbled three plays later, and the Vikings recovered.

**INJURIES**

Jacobs went out with a knee injury in the fourth quarter, and Pierce said Monday he didn't have an update. The Raiders also will keep a close eye on Miller (shoulder) and James (ankle). DT Adam Butler (foot) and LB Kana'i Mauga (knee) also got hurt.

**KEY NUMBER**

83 — AJ Cole set a Raiders record with an 83-yard punt Sunday. It was nearly an 82-yarder, but DJ Turner couldn't catch up in time to down the ball at the 1. Shane Lechler held the previous record with an 80-yarder in 2011. Cole's punt is tied with four others for 17th longest in NFL history. Among those is JK Scott, who had a punt that long this season for the Chargers.

**NEXT STEPS**

Backup quarterback Easton Stick is likely to start for the Chargers when they visit the Raiders on Thursday night.

## Vikings beat Raiders 3-0 in lowest-scoring NFL game in 16 years

By Mark Anderson

December 10, 2023

LAS VEGAS (AP) — The brand of football Minnesota and Las Vegas played on Sunday set the NFL back 16 years.

Only Greg Joseph's 36-yard field goal with 1:57 left that gave the Vikings a 3-0 victory over the Raiders prevented the teams from setting the league back 80 years.

It was the first 3-0 game since Pittsburgh beat Miami on Nov. 26, 2007, the third in the past 40 years and the seventh in the Super Bowl era. The last game that ended regulation scoreless was a 0-0 tie between the New York Giants and Detroit Lions on Nov. 7, 1943.

The Vikings (7-6) had just 230 total yards, and the Raiders (5-8) — losers of three in a row — were limited to 201 yards and nine first downs. Minnesota beat an AFC West opponent for the first time this season after going 0-3.

It was Minnesota's first shutout since defeating Green Bay 16-0 on Dec. 23, 2017 and the first blanking of Las Vegas since its 24-0 loss to New Orleans on Oct. 30, 2022.

Nick Mullens relieved an ineffective Joshua Dobbs at quarterback in the fourth quarter and led the Vikings on their lone scoring drive. His 22-yard completion to Jordan Addison to the Raiders 20 set up Joseph's kick.

"You never know when your name is going to be called, but you prepare and work as hard as you can and trust that there's a plan out there for you," Mullens said. "I did that, stepped in. The guys did an incredible job. ... It doesn't matter what it looks like, a win is a win."

Dobbs was 10 of 23 for 63 yards; Mullens completed 9 of 13 passes for 83 yards.

"I felt like my trust in Nick with his preparation he could be called upon," Vikings coach Kevin O'Connell said. "We made sure he got some reps last week so he was ready to go, and he did exactly that. Went out and made some critical, critical plays to move the chains and ultimately get us in range for the very limited amount of points we got today."

O'Connell said he didn't know who would start going forward.

Raiders interim coach Antonio Pierce could face a similar situation after Aidan O'Connell completed 21 of 32 passes for 171 yards with an interception, but the quarterback wasn't the only one at fault.

"No excuse there," Pierce said. "It is shocking. Plenty of time to prepare for an opponent. They did nothing new. Poor coaching. Poor performance by the players."

The Vikings lost wide receiver Justin Jefferson, the 2022 AP Offensive Player of the Year, in the second quarter to a chest injury. He was taken to a hospital, but O'Connell said the early prognosis was promising. This was Jefferson's first game back after missing the previous seven because of a hamstring injury.

Las Vegas lost running back Josh Jacobs to a knee injury in the fourth quarter. Jacobs led the NFL in rushing last season with 1,653 yards. He had rushed for more than 100 yards in two of the prior three games.

Neither team scored in the first half, the second time that happened Sunday. The Houston Texans-New York Jets game also was 0-0 at intermission. According to the Fox Sports broadcast, it was the first time since October of 1988 that two games were scoreless at halftime on the same day.

The game remained scoreless entering the fourth quarter, the first time that has happened since Week 17 of the 2017 season when the Cowboys and Eagles faced each other. It's the first time the Raiders have ever been involved in such a game and the second for the Vikings — Nov. 14, 1971 against the Packers was the other. That game also ended in a 3-0 win for Minnesota.

Both teams didn't capitalize on scoring chances. Joseph missed a 49-yard field goal in the second quarter and Raiders wide receiver Hunter Renfrow lost a fumble at Minnesota's 20.

#### **VIKINGS OC MAKES TRIP AFTER ARREST**

Minnesota offensive coordinator Wes Phillips traveled with the team and worked the game after his Friday night arrest on suspicion of drunken driving in Minneapolis.

"I was incredibly disappointed, there's no question," O'Connell said. "But we want to allow the facts and do our due diligence from that standpoint. The league is clearly involved as well. It's very important that we as coaches understand we're setting the bar for our organization and for our players. Wes knows he fell short of that."

#### **MILESTONE SACK**

Maxx Crosby became the fifth Raider to record 50 career sacks when he got to Dobbs in the second quarter. He is the first player in franchise history to get there in his first five seasons. Crosby later added a second sack.

#### **TRIBUTE TO VICTIMS**

Crosby led the team onto the field carrying flags representing UNLV and law enforcement. The team had a moment of silence before kickoff to honors the three UNLV professors who were fatally shot Wednesday and two Nevada Highway Patrol officers who died after being struck by a car on Nov. 30.

#### **INJURIES**

Vikings: RB Alexander Mattison (ankle) was injured in the third quarter. ... RT Brian O'Neill (ankle) was hurt in the second quarter. ... WR Jalen Nailor is in concussion protocol.

Raiders: DT Adam Butler (foot) and LB Kana'i Mauga (knee) were injured in the second quarter. Mauga had just been activated off injured reserve on Saturday. He was on IR because of a knee injury. ... C Andre James (ankle) was injured in the third quarter.

#### **UP NEXT**

Vikings: At Cincinnati on Saturday.

Raiders: Host the Los Angeles Chargers on Thursday night.

**RAIDERS.COM****'Good ain't good enough' for a Raiders defense that nearly shut out Vikings**

By Levi Edwards

December 10, 2023

The Raiders defense seemingly did everything it could do to defeat the Minnesota Vikings.

Creating immense pressure on Josh Dobbs, the unit sacked him five times and limited him to 63 passing yards. Dobbs had a 50.8 quarterback rating before Nick Mullens replaced him in the fourth quarter.

Despite allowing 132 rushing yards, the Raiders totaled eight tackles for loss and kept the Vikings from scoring until there were less than two minutes left in regulation.

All seemed to go the Raiders' way on defense the large majority of the game. They allowed a season-low three points to the Vikings at home. However, the offense couldn't find the spark it needed and the team ultimately fell, 3-0, to the visiting Vikings following Minnesota's 36-yard field goal.

After the game sitting in his locker, Nate Hobbs gave his best assessment of what had transpired – something that Interim Head Coach Antonio Pierce told him following the loss.

"We can play good, but good ain't good enough," the Raiders cornerback said. "We've got to do whatever it takes to win these type of games. It takes everything.

"I've never lost 3-0, so I never knew how that felt until now," continued Hobbs. "It's next play, next game. That's the nature of the business."

The defensive line set the tone throughout the game. Four of the five sacks came from Maxx Crosby (two), rookie Tyree Wilson and Janarius Robinson.

It was Robinson's first career sack and first game after being signed to the active roster, proving he can make his mark in the edge rushing rotation.

"I felt pretty good. I honestly was just acting off instinct and ultimately I got rewarded for it," Robinson said of the sack. "But we've got to do a better job of just finishing games. I feel like we played pretty good today, we've just got to do a better job of finishing. Not letting them get down in the red zone where they were able to score three points and ultimately come out with the 3-0 win."

Crosby reiterated the same sentiment of Robinson and Hobbs. With his two sacks in this outing, he surpassed 50 career sacks, making him the fifth player in franchise history to reach that milestone.

Regardless of the feat, the edge rusher didn't mince words following the loss.

"I fell like we played pretty damn well. We held them to three points," Crosby on the defensive showing. "We didn't play perfect, but we did enough to win the game. We just fell short. ... Personally, I tell the guys all the time, regardless of the outcome, regardless of the what's going on, you train and you do all these things just to be able to have a chance to get on the field 17 guaranteed times.

"Obviously it sucks, it's terrible, we hate losing, I hate losing. But I have to find ways to get better to win more games. As a team, we've just got to find ways to keep improving. That's all we can do."

## Quick Snap: Raiders fall to Vikings

By Levi Edwards

December 10, 2023

This was your kind of game if you love stout defense.

However, the Las Vegas Raiders were on the wrong side of the scoreboard in the end, falling 3-0 to the Minnesota Vikings.

Through three quarters of football, there was no bend or break in either team's defensive unit as the game remained scoreless. It was the first game in Raiders history where neither team scored for three quarters.

Granted, both teams had their limited chances to put points on the board. Minnesota was in position to take a 3-0 lead early in the second quarter, however Greg Joseph missed a 49-yard field goal wide right.

The Raiders reached the red zone for the first time in the game in the third quarter, but Vikings safety Josh Metellus forced a fumble on Hunter Renfrow.

While the Vikings had some offensive woes, that doesn't take away from the exceptional play of the Silver and Black defense. The unit finished the day with five sacks, two coming from Maxx Crosby. The secondary also held their own, with pass deflections from Tre'von Moehrig, Marcus Epps and Amik Robertson.

The Vikings pulled quarterback Josh Dobbs, who went 10-for-23 with 63 passing yards, in the fourth quarter.

It wasn't an easy day at the office for rookie quarterback Aidan O'Connell either. He was sacked four times by the Vikings, going 21-of-32 for 169 yards and an interception. His leading receiver was Davante Adams with 53 yards on seven receptions.

Vikings' Nick Mullens entered the game in relief of Dobbs, fueling a late-game drive to put the first and last three points on the board with 1:57 left in regulation. The Raiders got the ball back with time left to respond, but an interception by linebacker Ivan Pace Jr. sealed the Raiders' fate.

This game will be tough to swallow for the Silver and Black, considering this is the least amount points they've allowed this season. All they can do now is regroup and focus on the next task at hand on a short week – the Los Angeles Chargers on Thursday Night Football.

**NBC PRO FOOTBALL TALK****After 58 scoreless minutes, Vikings beat Raiders 3-0**

By Michael David Smith

December 10, 2023

The Vikings and Raiders played some of the most putrid offense in NFL history today, with the game tied 0-0 until the two-minute warning of the fourth quarter. But in the end, the Vikings found a way to win.

The way for the Vikings to win was to bench starting quarterback Josh Dobbs and replace him with Nick Mullens, who drove the Vikings into field goal range, where Greg Joseph hit a 36-yarder for the only points of the game in the Vikings' 3-0 win.

It was the first game to be scoreless at the two-minute warning, and the first game with a 3-0 final score, since 2007, when the Steelers beat the Dolphins by that score on a muddy Monday night in Pittsburgh. It was also the lowest-scoring indoor game in NFL history.

On the Raiders' first offensive play after the Vikings' field goal, quarterback Aidan O'Connell threw an interception to Minnesota's Ivan Pace.

Part of the problem with the offenses was that significant playmakers on both teams suffered injuries: Vikings wide receiver Justin Jefferson was ruled out with a chest injury and taken to a Las Vegas hospital, while Raiders running back Josh Jacobs limped to the locker room with a knee injury in the fourth quarter.

The win improves the Vikings' record to 7-6, and they're in very good shape in the playoff race: They're in good position to earn a wild card berth, and if they win out they'd win the NFC North.

The Raiders fall to 5-8 after giving the Las Vegas fans an ugly game to watch.



## INTERIM HEAD COACH ANTONIO PIERCE

### ANDSCAPE.COM

#### **Las Vegas Raiders' Black leadership is a picture of progress**

By Jason Reid

November 9, 2023

The photo, which is unlike any in NFL history, shows the hiring potential of both the Las Vegas Raiders and the league at large.

Before the Raiders' 30-6 victory over the visiting New York Giants in Week 9, club president Sandra Douglass Morgan – the first Black woman in that role in the NFL – stood on the field at Allegiant Stadium flanked by interim head coach Antonio Pierce and interim general manager Champ Kelly, who also are African American. Granted, Pierce and Kelly may merely be placeholders for the remainder of the season after the Raiders' organizational shakeup. Still, for a league that has doubled its efforts recently to address an inclusive hiring problem at the franchise level, the photo is a powerful snapshot in time.

No one should be surprised that the Raiders' leadership focuses on diversity at the team's highest levels.

Las Vegas is the NFL's first club to have three African Americans in those key roles simultaneously. In 2022, Raiders owner Mark Davis hired Morgan, who's also of Korean descent. Under the guidance of then-owner Al Davis, Mark's father, the Raiders had the league's first Latino head coach to win a Super Bowl (Tom Flores) and the first African American head coach in the league's modern era (Art Shell).

Former Raiders executive Amy Trask was among the highest-ranking women in pro sports. Mark Davis also added to the franchise's legacy in this area by hiring one-time general manager Reggie McKenzie, who is Black. No doubt about it: On the matter of inclusive hiring, the Raiders have been way ahead of the competition.

Just lead, baby.

Last week, Mark Davis kicked off the NFL's next hiring cycle by sacking head coach Josh McDaniels and general manager Dave Ziegler. Davis replaced them with Pierce and Kelly, respectively, who had strong opening acts in their auditions for the permanent gigs.

That's clear, said Rod Graves, the executive director of the Fritz Pollard Alliance.

"The Raiders' recent victory was impressive. I join others who credit Antonio Pierce for his immediate impact as the interim head coach," Graves, leader of the alliance, an independent group that advises the league on matters of diversity, equity and inclusion in hiring, wrote Wednesday in an email to Andscape.

"It will likely be said that Antonio Pierce coaches the same way he played the game [with preparedness and passion]. The combination of Pierce and Champ Kelly as GM should provide the team with the leadership and stability they have longed for."

Although the woeful Giants (2-7) are tied for the league's second-worst record through nine games, every victory counts. Moreover, to hear some league officials familiar with the Raiders' dysfunction under the McDaniels-Ziegler regime tell it, Pierce and Kelly are moving the football operation in one direction again. At the Raiders' Henderson, Nevada, headquarters, that hadn't been the case for some time.

For myriad reasons, many players were at their wits' end with the ineffectual McDaniels and felt unsupported by the front office. In Pierce and Kelly, the Raiders (4-5) now have the most high-ranking people in their football operation aligned on what's most important, or at least on what should be, on and off the field: a single philosophy in pursuit of team success.

The ship won't be turned overnight. But at least the laborious process is underway.

Pierce, a former NFL linebacker, was only in his second season as an NFL position coach when tapped by Davis to take command. Before joining the Raiders, Pierce spent five seasons coaching at Arizona State.

The Raiders announced they are committed to undergoing "a comprehensive search" for a head coach and general manager "once the season is complete." With having so little NFL coaching experience, including none as a head coach or even at the coordinator level before being elevated to the team's top job last week, it would seem Pierce should hold off on redecorating the Raiders' head coach's office.

Pierce, however, is an outstanding leader of men, many former NFL players said.

During his playing days with the Washington Redskins and Giants, teammates rallied around Pierce. He went from being an undrafted rookie free agent to a Pro Bowl player who was a Giants starter when they defeated the previously undefeated New England Patriots in Super Bowl XLII. The Raiders would benefit from having a true leader as a head coach.

Kelly is in his second season with the Raiders. In his previous post, Kelly was the Chicago Bears' assistant director of player personnel. He also was the team's director of pro scouting. Kelly began his career as a scout with the Denver Broncos, rising to become the Broncos' assistant director of pro personnel.

A wide receiver and defensive back at the University of Kentucky, Kelly earned both a bachelor's degree in computer science and an MBA. A whiz with numbers, he once worked in software for IBM.

In the past 20 seasons, the Raiders have reached the postseason only twice. They haven't won a playoff game since the 2002-03 season. The team is unsettled at quarterback and the next general manager and head coach will not inherit a strong roster.

Additionally, the franchise continues to crave stability off the field. Jon Gruden resigned as head coach in 2021 after reports that emails he wrote over a 10-year period included racist, misogynistic and anti-gay language. And despite the Raiders' groundbreaking moves in inclusive employment, Mark Davis was accused of violating the Rooney Rule in the hiring of Gruden.

Obviously, no situation is perfect. The Raiders under the Davis family, however, have shown much more of a commitment to diversity, equity and inclusion than most of their competitors, and the potential now exists for Mark Davis to advance the ball again. It's said that a picture is worth a thousand words. Yet again, the Raiders have proved that's true.

## WR DAVANTE ADAMS

### ESPN.COM

#### How has Raiders WR Davante Adams evolved since Packers trade?

By Paul Gutierrez

October 9, 2023

HENDERSON, Nev. -- Davante Adams has been busy since agreeing to a blockbuster trade in March 2022 to leave the only professional organization he had ever known in the Green Bay Packers to join the team he grew up rooting for in the Raiders. For starters, he signed a five-year contract with Las Vegas worth \$140 million.

Since then, he's been targeted a league-leading 229 times in 21 games. Adams has also caught 133 passes for 1,913 yards and an NFL-high 17 touchdowns -- including 33 receptions for 397 yards and three touchdowns this season. He was also named first-team All-Pro for the third straight year and selected to his sixth consecutive Pro Bowl after the 2022 season.

Yet despite all of his individual brilliance, the Raiders are 7-14 with him, including a frustrating 1-3 start to this season with a fresh controversy seemingly enveloping the franchise on a weekly basis.

Surely, this couldn't have been what Adams was expecting when he left Titledown for Sin City.

"I didn't really have any expectations," Adams told ESPN.com recently. "But it's not what I wanted, for sure. Obviously, I wanted to come here and have a big impact, continue to play at a high level and win games. And a lot of those things have happened -- just not the winning part. But I've just got to continue to do more and keep demanding greatness and consistency for my teammates.

"It's a gamble sometimes. You never really know."

At a position known for being full of me-first players, Adams, 30, is cut a bit differently. He doesn't preen or call attention to himself. He simply goes about his job while making other players look silly -- the defensive backs trying to cover him. It caught Raiders receiver Jakobi Meyers off guard when Meyers joined Las Vegas in free agency this offseason.

"He'd go out there, run hard, take hits, get back up, make the exciting play, make the basic play, the routine fundamental play," Meyers said. "I mean, he's just a well-rounded receiver. He really can do it all. And the want to. He wants to do it all. He wants to be out there every play. He's inspirational, man. ...We're just chasing him.

"He has every right to be a diva, he definitely could be. But that's not him, man. He's a hard-working, head-to-the-ground, go-make-my-plays type of guy. So, respect to him."

But the losses are piling up, as the Raiders have suffered from blown leads, failure to get over the hump and losses in winnable games. After all, the Raiders are 5-11 in one-score games since the start of the 2022 season, a win percentage that's 27th in the NFL.

And with his old team coming to town for "Monday Night Football" (8:15 p.m. ET, ABC/ESPN) and Cheeseheads threatening to take over Allegiant Stadium, Adams is not about to make any concrete "claims" about his future, even as his concerns battle the team-first mentality and work ethic which has earned him praise throughout the Raiders' locker room.

"What's most important to me is going to the Super Bowl. I've been to four NFC championship games in Green Bay in eight years," Adams said. "So, I've won a lot of games in the regular season. I've got a lot of stats. What I haven't done is check that box of winning the Super Bowl.

"I'm trying to create something special here. I can only do so much on my individual end. ... you don't fluke into the Super Bowl; you do it a certain way to win the Super Bowl."

THE BALL THROWN by rookie quarterback Aidan O'Connell -- who got the start in Week 4 when starting quarterback Jimmy Garoppolo was ruled out due to a concussion -- was behind Adams as he went across the middle on a deep route at SoFi Stadium. Adams took a shot to his right shoulder when Los Angeles Chargers cornerback Michael Davis drove him into the artificial turf, stayed on the ground and was taken to the locker room for examination.

It was early in the second quarter, and despite being listed as questionable to return, Adams was back on the field before halftime. He caught eight passes in the second half to help lead a Raiders' comeback effort that fell short. Adams sat out practice on Thursday and Friday and was a limited participant Saturday due to that shoulder and is listed as questionable to play Monday.

"He's a warrior, and to come back in and play the way that he did after that, I give him, obviously, all the credit in the world," Raiders coach Josh McDaniels said. "He's a tough son of a gun and what a great team player.

"One of the more unique players and people that I've been around."

On the field, McDaniels said Adams has seen "every defense known to mankind" and still excels.

"He's got a perspective that's very unique and rare," McDaniels said. "And his skill and his talent, it's at the highest level. He plays at an incredible speed, his hands, his length, his reach, his ability to twist and turn and make tough catches. I mean, it's a privilege to coach guys like that because you don't get to see that every day."

Off the field?

"He's a very mature guy," McDaniels said. "He's a great dad, great husband, great son, great friend and very honest and open with his dialogue about whatever. Any way he could help the team -- he's an incredible captain.

"Just a really unique individual, unique player, special in every way. Hall of Famer."

But Adams is also human with an inner conflict -- trying to balance the Raiders' inability to forge a consistent and successful path with his personal success -- that's pulling him in different directions. In the spring, after the Raiders moved on from nine-year starting quarterback Derek Carr, his college teammate at Fresno State, and signed Garoppolo, Adams said he didn't see "eye-to-eye" with the Raiders' decision makers.

After a disappointing Week 3 loss to the Pittsburgh Steelers, Adams said he didn't have "time to wait around" for the Raiders to get right and talked about the "culture" having to change.

But slip-ups aside, Adams continues to build his résumé for the Pro Football Hall of Fame. Consider: With a touchdown catch against the Packers, he will pass Antonio Brown and Jimmy Graham for the fourth-most TD catches in prime-time games in NFL history with 32. Only Hall of Famers Jerry Rice (46), Randy Moss (44) and Terrell Owens (34) have more. Plus, with 802 career catches for 10,034 yards and 90 TDs, Adams ranks 14th on the all-time TD reception list and is about two seasons away from joining the NFL's top 20 lists in catches and receiving yards, barring injury.

He's not the fastest or the quickest, but Adams is eternally open.

Raiders cornerback Nate Hobbs credits Adams' use of leverage and his ability to change direction on a dime. That, and Adams never taking a play off. It seems simple, but he runs every route as if the ball is coming his way, even if it's a run play, making it a battle of conditioning and, thus, attrition, with an unsuspecting defensive back.

"He always has a plan, and it could change in a split second," said Hobbs, who wanted one-on-one reps with Adams in his first camp with the Raiders and quickly found out. "He'll leverage you inside and you don't expect that, so he'll convert and have me on a different route. He makes every route look the same.

"Plus, the way he goes and gets the ball when it's in the air, he's like on a Steph Curry level. You know how Steph could shoot and he can close his eyes and hit it? Last year several times, he couldn't even see the ball, and he caught the ball. With one hand. Like, he's on that level, that Curry level when it comes to catching balls. He's a real expert at it. All that together makes it really tough to guard. He's unpredictable."

WHILE MORE THAN a few of the names and faces have changed, a certain sense of familiarity is bound to come over Adams on Monday night when he looks across the field and sees that iconic gold and dark green helmet with the oversized 'G' on the side. The helmet he wore from 2014, when the Packers drafted him in the second round, through 2021, when it was simply time to go and get closer to his family and friends on the West Coast.

It's a helmet Adams wore as he advanced to the precipice of the Super Bowl four times, with the Packers losing in the NFC Championship Game in 2014, 2016, 2019 and 2020.

"It'll be weird," Adams said with a grin. "I'll get over it by the time the game starts. But going over there, coming out of the tunnel, seeing them over there, it'll be weird. I haven't experienced, obviously, I haven't played against the Packers before, so it'll be fun.

"It'll be good to see some [familiar] faces and compete against those boys at a different level, too."

Coming out of the game with a win, though, would be more than that for Adams and the Raiders. Perhaps it would halt, momentarily at least, the narrative that Adams is unhappy. That the Raiders will have to at least entertain the thought of trading him for a bounty of picks, even if the dead money hit -- \$7.85 million this year, \$23.55 million in 2024 -- would be daunting.

A victory could confirm what Adams has been saying all along -- that the Raiders have too much talent to not be relevant in the second half of the season.

"I'm just trying to stay centered and stay focused on the ultimate goal, which is winning games," he said. "It's the cliché answer, but that's really all I can do. ... My job is to play, and the front office, their job is to do what they do. It's just the easiest way to not live on a roller coaster, this up and down world, just take care of what I can take care of. And as much as I can contribute to that, I'm going to do that.

"And that's how you build a winning culture. So, when I [say] we haven't established a winning culture, it's more about what we can do as players, more than the philosophies and the ideas. Because everything that they preach here, the way we talk about it and the way they want it done, is the right way."

Yes, even when it comes to not seeing eye-to-eye on certain things.

Of course, Adams could not have foreseen Carr being cut and leaving for the New Orleans Saints after less than one season together in Las Vegas. But Carr was not the only reason Adams, who rocked a Charles Woodson jersey for third-grade picture day while saying he wanted to play for the Raiders, came to southern Nevada.

And until Garoppolo was concussed, Adams was building a certain and sudden trust with his new quarterback. Not an easy thing to do considering Adams has really only had two quarterbacks since graduating from Palo Alto High School in 2011 -- Carr at Fresno State, Aaron Rodgers in Green Bay and Carr again with the Raiders.

"Jimmy's an easy guy to work with because he's one of the best that I've been around at any position, let alone quarterback, of taking accountability," Adams said. "Not taking anything away from Derek and Aaron, but Jimmy does a good job of not coming in acting like he knows everything. He's open to suggestions and me talking through ways that I've done in the past."

Which brings it full circle to Adams saying it's all a gamble anyway. And with this being Las Vegas, he just doesn't want to crap out, or roll snake eyes.

"Some things are going to work out better in the offseason, whether it's free agents or if it's draft picks," said Adams, who got off to a slow start in his career with 88 catches and four touchdown catches in his first two seasons combined, and did not go over 1,000 yards receiving in a single season until his fifth year in the NFL.

"It's also a process of this thing takes time to develop, so you can't count your chickens until they hatch. Because if we would've done that, then there would've been no Davante Adams at this point."

## DE MAXX CROSBY

### THE ATHLETIC

#### **Raiders' Maxx Crosby is 'relentless,' and he's not planning on stopping anytime soon**

By Tashan Reed

December 7, 2023

It was Thanksgiving morning, and Maxx Crosby was being put under anesthesia in a hospital bed. Three needles and a collection of tubes were inserted into his left knee. For 45 minutes, the contraption drained bacteria, fluid and blood out of the knee to keep them from spreading to the rest of his body. When Crosby woke up, the pain was almost unbearable.

Crosby hadn't practiced all week and had just gone through an emergency procedure, but by the following afternoon, his mind had already shifted to something else. He wanted to play in the Las Vegas Raiders' game against the Kansas City Chiefs that Sunday.

"I'm f—ing playing," Crosby recalled saying on his podcast last week. "I don't give a f—. No matter what, I'm going to find a way to play."

Four days before Crosby's stint in the hospital, he felt discomfort in his knee on the flight from Miami back to Las Vegas following the Raiders' Week 11 loss to the Dolphins. By the time they landed, his left knee was "blown up like a balloon." He went to team headquarters as soon as the Raiders landed that night to get his knee drained. It felt better after, but what he didn't know was that the cut on the front of the knee was infected.

When Crosby woke up the next morning, he immediately knew something was off. He was cold at first, but that turned into beading sweat and feeling like he was about to pass out. Against the protests of his wife, Rachel, he drove to the Raiders facility with the intention of working out. Once he got there, though, he felt even worse.

"I was so f—ing sick," Crosby said. "I felt like I was dying."

Crosby was "ghostly white" and running a fever when he went to team trainers, who promptly sent him to the doctor. After going through hours of IV treatment, getting blood work done and being prescribed antibiotics, he was sent home. The concern was that if the bacteria from the infection had gotten into the fluid in his knee, it could become septic and spread to his bloodstream.

Waiting on the results, Crosby was bedridden for several days. The body aches, sweating and fever were so intense he couldn't move. Just as he was starting to feel better Wednesday night, he got a call that he needed to go to the hospital Thursday morning. The doctors had indeed found bacteria in the fluid from his knee.

Following the procedure Thursday, Crosby was sent home. On Friday, he went into Raiders headquarters for an upper-body workout and rehab treatment for his knee. Practicing was out of the question. He struggled to walk and couldn't put much weight on his leg, but showed enough for the team to label him as "doubtful" to play against the Chiefs.

Crosby went through another workout Saturday in an attempt to show he could play, but it would ultimately come down to the results from his blood work. He needed three results showing that the bacteria in his knee was gone before he could go. He got the first two Saturday but went into Sunday still needing the third. After getting his knee drained Sunday morning, he got his final clean result.

Still, Crosby arrived at Allegiant Stadium not knowing whether he'd be allowed to play. About 2 1/2 hours before the game, he went through another on-field workout with interim general manager Champ Kelly, interim head coach Antonio Pierce and the Raiders training staff watching. Afterward, they urged Crosby to rest. He declined.

"Listen, I did all this f—ing s— all week," Crosby told them. "I'm gonna go on the field and f—ing do everything I can."

Crosby eventually was given the green light, getting a sack in the 31-17 loss at home. The loss dropped the Raiders to 5-7, but the example Crosby set has value to the team going forward.

"He was like, 'I'll die before I don't play in this game,'" defensive line coach Rob Leonard said last week. "He's a special person."

As impressive as Crosby's resolve was, it was perfectly in character. The 26-year-old has played 97 percent of the Raiders' defensive snaps this season. That doesn't happen without a willingness to push through pain.

"You always wonder if he's going to get burnt out, but he's not," Pierce said. "Our building needs to match his purpose, his why, his energy, his effort."

Across his five-year career, Crosby has never missed a game. No one would blame him if he asked for more rest, but he hasn't.

"He's relentless," defensive coordinator Patrick Graham said.

Of course, Crosby is much more than just a tough guy. The defensive end's ability to impact the game as both a pass rusher and run defender is singular. With 66 tackles (second among defensive linemen), 15 tackles for loss (second), 64 pressures (fourth) and 11 1/2 sacks (T-sixth), he's having a season worthy of Defensive Player of the Year consideration.

An argument could be made that Crosby is already the most complete edge rusher in the NFL. That's nothing to scoff at, but he has repeatedly stated that his goal is to be considered the best edge rusher, period. Crosby is obsessed with legacy, and that's what leads him to do things like he did last week.

"I know I'm crazy," Crosby said. "I love it. Everything I do, I do with a purpose."

To explore how Crosby got here, The Athletic spoke to the coaches who've witnessed his journey firsthand. Along the way, it was his perseverance and drive that fueled his evolution from a surprising rookie into a bona fide superstar.



Watching film in preparation for the 2019 NFL Draft, then-Raiders coach Jon Gruden instructed his staff to count “strain” plays where prospects wound up 15 or more yards away from where they were when the ball was snapped. No player had more than Crosby.

“Coach Gruden was like, ‘Those are the things you can’t coach,’” then-Raiders defensive line coach Brentson Buckner said.

Crosby was an undersized lineman coming out of Eastern Michigan, but his incessant motor drove the Raiders to draft him early in the fourth round. When Crosby arrived in Oakland for rookie minicamp, his demeanor belied the perception that caused him to slide to Day 3 of the draft.

“He had supreme confidence that he belonged in the NFL,” Buckner said. “From Day 1, he was like, ‘I’m here. Where’s the competition at?’”

Buckner respected that approach, but he pushed Crosby hard to make him back up his words. Effort was Crosby’s superpower, but that alone wouldn’t be enough in the NFL.

Buckner forced Crosby to continue working on his technique, football intelligence and knowledge of the game. He urged Crosby to examine every rep he lost on film to discover where he made a mistake and formulate a plan to avoid it in the future. He also pushed Crosby to get in better shape. The process was challenging, but Crosby embraced it wholeheartedly.

“There never was a time he took it personally,” Buckner said. “He would just look at me and smile and be like, ‘All right, I’ll get it done.’”

Crosby’s progress was almost derailed when he suffered a broken hand in his preseason debut. He missed the final three preseason contests, but he wouldn’t be out for long. He worked to get cleared in time for the regular-season opener.

“That just shows you his love for the game,” Buckner said. “Playing through bumps and bruises, you don’t get that from a lot of new-school guys. Maxx has an old-school football player mentality. It’s like, ‘If I can breathe and I’m walking, I can go out there and play, and I’ll find a way to make a play.’”

Crosby started the season as a backup — the Raiders took fellow defensive end Clelin Ferrell No. 4 overall that year and had a few veterans ahead of him on the depth chart. But as the season went on, his ability to make plays became undeniable. By Week 8, he was a full-time starter.

Two weeks later, his breakthrough came in a four-sack performance against the Cincinnati Bengals. It was a culmination of all the strides he’d made both mentally and physically.

“You just saw the light come on,” Buckner said, “and he was not going to be blocked.”

Crosby finished his rookie season with 47 tackles, 16 tackles for loss and 10 sacks and finished second in voting for Defensive Rookie of the Year to Nick Bosa. He’d shown he belonged in the NFL, but he was far from satisfied.

“He was always chasing something,” Buckner said. “It was like, ‘Now, I’m chasing this greatness. I’m fitting to prove to everybody that I’m better than they are.’”

Crosby's hands were calloused, bruised and bloodied. During training camp in 2020, he had been placed in the COVID-19 protocol and was forced to quarantine at home. He got on a Zoom call with then-defensive line coach Rod Marinelli to ask how he could continue to stay active. Marinelli told him to find a stationary object to use as a substitute for an offensive lineman and get to work. Shortly after, Crosby sent Marinelli a video of the results.

"He tore this palm tree up, man! I mean, he was whacking it, clubbing it, ripping it," Marinelli said. "He just loved it. He just wanted to keep getting better."

Marinelli hosted Crosby for a pre-draft visit when he was the Cowboys' defensive coordinator, so they had a pre-existing relationship when he was hired to replace Buckner in 2020. When they caught up, Crosby challenged Marinelli to push him to be great.

Marinelli had built up plenty of defensive-line expertise from coaching the position in college and the NFL since the 1970s. His mantra was a simple one built around "tedious repetitions of the simplest movement" and staying consistent.

"You got to just stay on the little details all the time," Marinelli said. "You can't get bored with it."

Marinelli felt Crosby needed to funnel his energy into the fundamentals. The monotony of the focus on minutiae was a grind, but he didn't back down.

"How much football character he has, it's everything. I mean, he would do anything," Marinelli said. "He always likes to know why he's doing something. ... He was always about that, always early for everything and just did extra. You couldn't overwork the guy."

While playing through a torn labrum and broken hand that would both require offseason surgery, Crosby started all 16 games and finished with 39 tackles, 14 tackles for loss and seven sacks. His statistics weren't as impressive as his rookie season, but that wasn't as important as the comprehensive growth he made that year.

In March 2020, however, Crosby checked into rehab due to alcohol addiction. Throughout his journey to sobriety, he leaned heavily on advice from Marinelli. The combination of getting sober, maintaining it while fighting through injury and going on to have another good season was invaluable when it came to reaffirming his belief in himself.

"I tried to build the man first, then the player, and he accepted all that with open arms," Marinelli said. "I just saw a guy that put the same energy into himself as he was doing in football. And he was able to capture that passion for football and help his own life."

Whether it was a game or a drill on a sweltering day of training camp in summertime Las Vegas, Crosby brought the same level of intensity. Entering his third season in 2021, he'd become a team leader.

"Maxx always pushed the whole team," then-defensive coordinator Gus Bradley said. "His mentality was to welcome challenges that came our way and make it as hard and as difficult as possible because that's how we're going to see our greatest growth."

Nobody could have foreseen how challenging that season would become for the Raiders. Five games in, Gruden resigned after the leak of offensive emails he had sent. The next month, wide receiver Henry Ruggs III was released after his arrest for driving under the influence resulting in the death of a woman and her dog. Less than a week later, cornerback Damon Arnette was released after a video emerged of him making death threats against an individual while brandishing guns.

In the face of nonstop adversity, Crosby was a steady force for the Raiders. He provided a sense of stability for the team as a whole.

“He was the same man every day when he walked in that building,” Bradley said. “His work ethic. His passion for the game. You knew exactly what you were getting: an excitable, enthusiastic man that just couldn’t wait for the day to start. ... You see that when he’s playing the game, but it was always running in every aspect, whether it was in the weight room, in meetings, conversations with (teammates). ... It was an unbelievable impact that he not only had with our team on the field, but also off the field.”

About halfway through the season, though, even Crosby grew discontented. The Raiders were losing, he wasn’t putting up huge numbers and he got down on himself. When Marinelli noticed, he leaped into action.

“Numbers don’t define you,” Marinelli told Crosby. “Your tape defines you.”

Crosby snapped out of it, went on to finish with eight sacks and led the league with 101 pressures. Where he made the greatest leap, however, was as a run defender. He’d transformed into a legitimate all-around player.

“He just wanted to be a complete player, not a one-trick pony,” Marinelli said. “It really made him special in this league.”

Crosby is as self-made as they come, but his bond with Marinelli pushed him to new heights. The coach just had a knack for getting the most out of him.

“Coach Marinelli was extremely challenging of Maxx,” Bradley said. “I think Maxx was like, ‘Holy cow. It seems like every day you’re on me about things.’ And it was more of a conversation where coach Marinelli said, ‘Well, you’re the one who came to me and wanted to be great.’ At that point, it kind of clicked for Maxx and he took off.”

Crosby helped the Raiders make the playoffs, earned the first Pro Bowl nod of his career and landed second-team All-Pro honors. In a year where he learned to stop worrying about his stats, he transformed from a good player into a star.

Crosby could have eased up. Coming off his breakout season, he was given a new four-year, \$94 million contract in the spring of 2022. With accolades and wealth in hand, there was plenty of opportunity to take his foot off the gas. Instead, he has committed himself even more deeply to his maniacal work habits and hasn’t shown any sign of slowing down. That tenacity emanates from Crosby’s belief that his ascension is incomplete.

“More is required,” Crosby said in October. “I want to be the best in the league.”

While he may be nearing that level, he hasn't achieved his goals in terms of team success. Despite making the playoffs in 2021, the Raiders made a coaching change after the season. And following a rough 2022 campaign and an uninspiring start this fall, they are now going through another one after firing Josh McDaniels on Oct. 31.

In just five seasons, Crosby has already had four acting head coaches. He's tired of all the losing and wants to be part of reversing the trend.

"Every single day I come in here, I think about winning," Crosby said in August. "I don't do this year-round to come in and not make the playoffs — I'm sick of that s—."

## GQ SPORTS

### **Raiders Star Maxx Crosby Is Looking for New Ways to Tap Into That Final 1%**

By Anna Katherine Clemmons

August 3, 2023

Some pro athletes will say they don't take a break in the offseason. Maxx Crosby lives that truth. He is up at 5AM every off-season day—weekdays and weekends—and at the Raiders facility by 6AM. Often, he arrives to find he has the strength coaching staff to himself, since no one else has arrived that early. Crosby has an entire team of strength, recovery, training and nutrition coaches who meet and collaborate on how to help him reach his max(x) potential. Every meal, every workout, every day's focus is meticulously planned. One could argue that this dedication has made Crosby—who is entering his 5th NFL season—one of the best defenders in the league.

"I am so locked in and obsessive about who I am as a person," Crosby says. "Rachel [his wife], at times, she's like, 'you are crazy.' It's almost like a superpower for me. I know how hard it is to do it at my level. No one wants to get up at 5AM every day in the offseason, but I'm doing it. I go into that building and it's empty as hell. But I don't look at it as, 'Damn I have to be here.' I'm like, 'I am lucky to be here.'"

That mentality is working.

After being drafted in the fourth round out of Eastern Michigan in the 2019 Draft, Crosby has proven himself a defensive force in the league. His 81 pressures in 2022 was a career-best, as were his 12.5 sacks and 36 QB hits, and he led the league in tackles for loss; no player has more pressures (100) over the last two seasons. He was also the league's only defensive lineman to play more than 1,000 defensive snaps in 2022. Steelers tight end Pat Freiermuth told Pardon My Take in June that Crosby is the hardest guy to block in the league.

In February, playing in his second Pro Bowl, Crosby played on his home turf in Vegas and took home the AFC Defensive MVP award after an impressive stat line: five total tackles, three pass deflections, three tackles for loss and a game-high two sacks.

In October, the 25-year-old and his longtime girlfriend, Rachel, welcomed a baby girl, Ella Rose. Five months later, he and Rachel were married, and he celebrated his three-year sobriety anniversary.

But even with all the positive direction in his life, that elusive title awaits. After a 6-11 season last year, the Raiders signed a new QB—Jimmy Garoppolo—this year and several other new talents. Crosby, twice voted captain by his teammates, is now seen as a one of the team’s key veterans. And as he pointed out, the Raiders now play in a city of champions—and he wants to reach that pinnacle. “You see the Aces (WNBA) win a championship, you see the Knights (NHL) win a title. I take that shit personally. I want to be in that parade, I want to be standing there with a trophy in Las Vegas. I want to be a part of changing the whole narrative around the Las Vegas Raiders, and the Raiders in general. That’s why I work the way I work and lead the way I lead. I hold myself to the highest standard. And I want these guys to do it with me. I want to do it with the Raiders—they’re the team that took a chance on me.”

The Raiders are likely pretty happy about that choice. We caught up with Crosby ahead of training camp.

**You literally have two ‘x’s on your name because of how big of a baby you were [11 lbs., 9 oz]. Was she also a giant baby?**

[laughs] She was eight pounds, 4 oz. Pretty big, but nothing crazy. When it comes to arm and leg length, she’s above average to say the least. She’s growing really fast. She’s already crawling, standing up, she’ll be running around in the next couple weeks.

**In the spring of 2021, you talked about your “no days off” mentality. That has certainly shown on the field. What has conditioning been like for you this off-season?**

It’s been an incredible off-season. From a training aspect, I sat down with my nutrition guys, my strength staff, everyone I work with, to get ready for another off-season. We came up with a great plan. I got this from Kobe [Bryant]: I make agreements with myself. I’ll be in the building by this time, I will do all these different things: I will hit this speed on the field, work up to this, etc. These are the things I’m pushing for and working toward. I still have a few [offseason] weeks left, but I’ll just say this, it’s been an incredible off-season.

We started January 30th and I’ve been training ever since. I’ve had one week off. I finally got it, the week before last, where I could go home [to Texas] and decompress. It was weird. I’m so used to going, going, and focusing on improving. My coach was like, “Take the week, do your normal routine, eat what you are supposed to, do Normatec two hours a day, stretch before bed, etc.” But I wasn’t training. I really had to psych myself out, because I know just one speed. I am so obsessed with becoming the best version of myself and the best in the league, that I will do whatever it takes. And that also requires me to listen. So when coaches tell me to take the week off, it’s time to go home. Go relax. Then the last two weeks I’ve been back training on my regular schedule. I’m at [the Raiders] facility at 6AM, it’s empty, I’m getting after it.

**Do you work with one particular trainer or a group of guys?**

Rick Slate, he’s my guy, he’s an incredible strength coach, and he’s helped me in so many ways. Without that dude, I don’t know where I’d be as far as an athlete. He’s helping me maximize my potential in the weight room. We’ve created a super special bond and we are continuing to improve at a very fast rate. That dude is just dialed in, he’s so focused on the details.

**Your off-season workouts also included an impromptu 10-mile run in Miami. Are you turning into a 6'5," 250-lb distance runner?**

[Laughs] I went to Miami [for a UFC event] and I'd already done my two full days of workouts and training. I had to do two more—a lift and a run. Thursday we did all this training inside with Dana's trainer. For Friday, I was supposed to run 100s. So Hunter Campbell, Dana [White]'s right hand man, says the day before that he's got a 10-mile run in the AM and asks, "Who's coming with me?" Everyone was like, "Hell no," and I looked at him, like, "What's up, I'll do it!" Everyone is looking at me, like, "You don't want to do that." We woke up early Friday and ran on South Beach—5 miles down, 5 miles back. It was humid, hot as hell. It was one of the hardest things I've ever done. I've never done anything like it. But I finished, even though the last few miles were difficult. One of my off-season themes has been to be as uncomfortable as hell and put myself in uncharted territory. NFL Films wanted me to go and spar with someone at UFC, so I'm like, "Okay, I can find someone, but he's a top-five middleweight." I hit up Sean Strickland. NFL Films was recording us beating the hell out of each other. I'm bleeding out of my nose, these people are like, "What is going on right now?" I didn't get knocked down. I fought three rounds, we were legitimately going at it. That's what it's about for me—new ways to find that 1% of myself. Don't question, just do it, and we'll see what happens.

**What is it about UFC that you love?**

I've been watching it since I was a kid. My dad showed me UFC. WWE was spoiled out the gate—my dad said, "This isn't real, don't watch that shit." My brother and I would watch UFC and I fell in love with it from an early age. What I love about it: it's just one-on-one, you got nowhere to run, it's just you and another man. Who will be the better man at that moment?

It applies directly to football, which is why I put it into my training: hand speed, cardio, especially at my size. I'm 260, but I can move really well for my size. I wanted to take another step in my cardio and speed. Being a pass rusher I have to use my hands every play. I've been doing boxing training the last two years and putting myself in uncomfortable territory. You see me in the facility, I'm in there sparring the air 90% of the time. I bring the D-line in every Wednesday, we're getting after it every Wednesday.

My boxing training has been a direct translation to one of the things that has taken my game to the next level. It's not necessarily like you're doing moves that will apply directly to football, but when it comes to hand speed and timing and distance, you gotta train boxing to understand how that applies to football. Pass rush, having your counter, it's the same as throwing a right and left hook. Chop and spin, it's all gotta look the same, you gotta time it, you gotta identify what they're trying to give you and process it fast.

**It seems like you love being around UFC, which makes Vegas an ideal home.**

Absolutely. When I got drafted by the Raiders, I knew they were going to Vegas after my rookie year. And I told everyone in my circle, "I am going to every fight." That is my dream. I go to all the UFC events, and that's not even just in Vegas. I try to go everywhere. I love the environment and the sport so much. It helps that I'm good friends with Dana White and Hunter Campbell. I love being around them—[they're] great mentors, and on top of it, I love the sport as well.

**The past two years have definitely been your strongest to date. You finished last season with a league-leading 22 tackles for losses and a career best 12.5 sacks, 36 QB hits and 89 combined tackles. And you finished sixth in in AP Defensive Player of the Year Voting. Do you set specific number goals for yourself?**

I don't set goals as far as "I'll get 10 sacks or this amount of TFLs." I learned that from Von Miller, one of my best mentors. He was at A&M, he had a big season and then he was like, "I want to go 20 sacks this year." Then he had four. My second year in college, I was like, "I want to get at least 7 sacks." I got one and a half. I was like, what the hell.

So I am really about theme goals. I set one every off-season. Two years ago, going into my third season, it was 100-plus. I put it on my phone case on the back. 100-plus on the field, in the weight room. Everything with 100-plus effort. I wanted a 100-plus million contract, and I got close (\$98.98 million). I wanted 100-plus pressures. And I got 100-plus pressures, the first guy to do it in the last seven years. It all came together.

Last year, it was the number one. I put a #1 on the back of my phone screen. I want to be #1 in everything: the warm-up line, stats, the top dog in everything I do. In the warm-up, I'll finish before everyone. I led the league as a D-end in tackles, I set my all-time record, I was #1 in TFLs, I was 3rd in pressures, I was top 10 in sacks. This is how I will operate, this is how I will live every day. I have a new one this season, I'll share that with you after the season.

**You're entering your fifth year in the league and everyone calls you a veteran. Do you feel like a veteran?**

Yeah, for certain. I mean, I am young, which I think people forget. I'm 25. I've been through a lot in four years. I feel like I've lived three lives already. I have an old soul.

I have so much experience that now I'm in a role where this is my team. I take a lot of pride in that. I'm a two-time captain and I plan on being a third-time captain. I take a really big responsibility of being the best leader I can be. That was also one of my themes this off-season: I will tap into the next level of leadership. How can I be the best leader I can be? I am still growing.

I studied the Kobes, the Jordans, the Alis, and applying that to how I lead. I'm not just talking about it, I'm showing it. I take too much time to come out here and not be the best version of myself. It's not guaranteed that I'm going to be the best. But I would be doing myself and my daughter a disservice if I tell her, "Work your hardest" if I'm then not doing it.

I take a lot of pride in everything I do. If I love something, if I am passionate about it, I will go all-out. I will put my work behind my words. To be voted unanimous captain—every guy voted for me—that's something I take super seriously. I know they are looking at me. I want the world to know, you can do whatever you want in this world if you put the work in behind it. I had one [football] offer coming out of high school. I was a two-star recruit. I was a fourth-round [draft] pick. I have always had to fight. Even after I got paid, people were like, "Will he take a step back?"

I love when people doubt me. I see everything and I keep everything in my vault. I will go above and beyond to make sure not only that I prove them wrong, but also, for the people who believe in me, that I prove them right. That's how I live. Most people can't understand what it is. And most can't do it all the time.

**People often ask you about staying sober, especially how you do so while living in Sin City. But I am more curious about how the actual experience of being sober, and sharing your story of addiction, changes for you over time.**

It's an everyday battle. One day at a time. Over time, you learn how to live, evolve and grow. My first year of sobriety was the hardest year of my life. I was going into training camp out of rehab, and I knew I wasn't my best. I was banged up: my shoulder was torn, my hand was broken. I took a step back my second year. There were no fans in the crowd, I'm taking heat, they're like, "Bench Maxx." I'm like, "What?" I was just trying to live life sober and figure it out, and I also gotta be one of the guys. It was a lot, but I didn't quit. I didn't give in, even when at my lowest. I am proud of myself and those moments because I knew it was not easy. People have been through and gone through worse. I was going through it, but I was not going to quit.

Going into that next season, I watched *The Last Dance*, and it changed my whole mind. That was going into my second year of sobriety. I started getting more comfortable with myself as a person: living in the moment and putting all the work in.

That's why I am so locked in and obsessive about who I am as a person. I know how hard it is to do it at my level. If I take one step back, it's super hard to re-climb that mountain...many people don't understand it. Even Rachel at times, she's like, "You are crazy." It's almost like a super power for me. I'm putting my addiction into positive things. I'm obsessed with being the best football player and the best dad. I'm over three years sober and my mind is at a whole different place. I never thought I could be super confident and happy and waking up and looking forward to getting better. I'm at a place right now where I didn't think I'd be, mentally and physically, a few years ago.

It's not easy. But life isn't easy. I am just living my life with ten toes down, I literally take one step, put one foot in front of the other. I know I'm just getting started; I haven't peaked, I will just keep going.

**You definitely seem to love fashion and jewelry. How would you describe your style?**

It's funny—I talk to my brother about this. He's like Jason Kelce, I'm like Travis Kelce. We grew up in the same house, and we are totally different, but we totally understand each other. He's more the preppy side; me, I like showing out.

I got this from my mom. She's Serbian/Albanian, she grew up on the eastside of Detroit. She has all the swag and energy and confidence in the world. That's something I love. I'm passionate about being the best dressed; I've always been into jewelry and music.

I can wear some crazy-ass outfits with wild designs and have nice watches, that's who I am and what I love. Since I was little, I've always wanted to stand out and be the freshest guy. My mom wasn't buying me new J's as a kid. But as I grew older, I have the resources now to fully express who I am. I love tattoos, I love Rolex, Patex, APs—I have a big collection of watches. I have a big pendant of my daughter. That's me expressing who I am. I love it. People ask me, where did you get this outfit? This bracelet? I'm like, 'hell yeah, that's my shit. That is who I am.



I brought up [Travis] Kelce—he's my rival. We go at it on the field. We're supposed to hate each other. When we're on the field, we do, but at the end of the day, we met each other and this dude is very similar to how I think. He likes stepping out of the box and being fresh... me and Travis clicked right out the gate. He's different, he likes to have fun. Every time we see each other, it's like I've known him for years. He's someone I got inspiration from as far as style. He changed the game, now he's doing big things. There's a lot of guys I could talk about as far as inspiration. Some guys go ultra crazy—Russell Westbrook wears things I'd never wear, but I respect him because he owns it. Anyone who will just be themselves and not care what anyone else thinks.

**You were inducted into Eastern Michigan's Ring of Honor last week, the 53rd player in the school's history. What did that mean for you?**

It was incredible. My coach, Coach Creighton, contacted me and asked if I'd want to talk to the team. I said absolutely; I went back for the first time in two years. I got to have a conversation with him and talk to the guys and share my story. He surprised me at the end, he was like, 'you came all the way out here, we're going to honor you tonight and do your Ring Of Honor ceremony.' They had all the guys there, I got my name up in the rafters. That was one of my big goals, being in that ring of honor. I have a lot of big goals in the long run that I'm working toward, and that was the first one.

It makes you put everything into perspective. I didn't have a Plan B, ever. Even when I was in my addiction, in college, I never lost sight of that. I had such a deep belief in myself that I'd figure it out one day. It's been a roller coaster of adversity, but I never gave up on myself. I never quit regardless of the circumstances. I had the honor to do what I've done. The odds of me doing this right now are very low, and I'm doing it.

That's why I work harder today than I ever have in my life. That's why I carry myself the way that I do. Everyone talks about the second contract in the league and that's the goal, but I say, no, my third, fourth contract. I want to be a first-team All-Pro, voted to 10 Pro Bowls. David Goggins said [something like], "I'm in a place where most people don't understand me." You can only understand it if you see it every day. I do it every day. If I have to travel, I am not breaking my routine. I made that agreement with myself. It's all about the details and the little things.

## DE TYREE WILSON

### The Athletic

#### **How Raiders rookie Tyree Wilson developed into ‘the baddest man on the field’**

By Tashan Reed

May 11, 2023

Tyree Wilson knew his season was over. Early in the third quarter against Kansas last November, he awkwardly planted his right foot while attempting to rush off the edge and crumpled to the field in pain. He had to be helped to the sideline and tried to walk it off, but ultimately had to be carted to the locker room.

“He was pretty emotional, and I really don’t think it was that he was worried about his draft status,” Texas Tech head coach Joey McGuire said in a phone interview last month. “It was almost him feeling like he was letting us down.”

Wilson was in the midst of a career year, but Texas Tech was 4-5 entering the game, and he desperately wanted to help his team become bowl-eligible. It wasn’t until he returned to the sideline that he began to worry about how the injury might affect him.

“My only question was, ‘Will I still go in the first round?’” Wilson told The Athletic in a phone interview Monday. “But then after that, I just sucked it up. I was like, ‘God’s got a plan.’ I couldn’t control what happened, but I could control stepping up as the leader of the team and continuing to work.”

Wilson underwent foot surgery nine days later, but maintained a presence in the Texas Tech facility, coached up his younger teammates and showed continuous support.

“I imagine in the back of his mind he was worried about how it was going to affect his future,” Texas Tech defensive coordinator Tim DeRuyter said. “But you would never, ever get that from him because he would always still have that same smile on his face and ask, ‘How can I help?’”

Texas Tech ended the season with four consecutive wins, including a bowl victory over Ole Miss. Wilson’s off-the-field contribution made a lasting impression on his coaching staff and teammates.

“When scouts were coming to talk to us and asking us about him, they’d say, ‘How would you describe him?’” Texas Tech outside linebackers coach C.J. Ah You said. “I’d say, ‘He’s a college pro. He’s in college, but he’s an NFL player in every aspect of everything he does in his life.’ ... There’s no doubt: He’s going to be an All-Pro. He’s going to be one of the great ones to play the game. And that’s just off of his mentality and how he goes about his business. He’s going to attain all of it.”

Wilson’s rehab prevented him from doing any testing beyond physicals and medical checkups during the draft process, but he still went through the usual interviews and meetings. The Raiders and general manager Dave Ziegler first met with him at the Senior Bowl in late January and developed a strong first impression.

“Someone that’s a willing learner, someone that talked about needing to get better, talked about wanting to get better and showed a passion for football,” Ziegler said. “There were a lot of boxes that he checked, and then we went from there and it kept getting better.”

The only major question for the 6-foot-6, 271-pound edge rusher was his health.

“I think he can be an elite player at that level as long as he stays healthy. I still think he has an upside to him,” DeRuyter said. “He’s extremely strong. I think there’s no weaknesses in his game. He can set edges, rush passers and plays hard. I mean, to me, that’s a formula — barring an unfortunate injury — for playing in the league for a long, long time.”

The Raiders felt the pros outweighed the cons. And when Wilson was still on the board with the No. 7 pick last month, they didn’t hesitate to take him.

“They’re going to get somebody that loves football,” McGuire said. “They’ll get somebody that’s going to be a great teammate. They’ll get somebody that plays the game the way it’s supposed to be played. I mean, he is a very physical presence. He’s one of the biggest human beings you’re going to see. He’s always going to be smiling and he’s going to love life. He’s going to be a great Raider.”

Wilson probably won’t start as a rookie — Maxx Crosby and Chandler Jones are ahead of him on the depth chart — but he expects to be fully healthy by training camp and will likely fill a large role as a versatile defensive lineman who can play inside and outside and can be relied upon against the run and the pass. There were other potential landing spots that probably would’ve allotted him a bigger immediate role, but Wilson has no qualms about where he ended up.

“It’s really just them seeing where they can use me,” Wilson said. “I’m a versatile player; that’s why they brought me in. I’m smart, so I can learn multiple positions. And with two great pass rushers in Maxx and Chandler, I’ll be able to refine my technique in my pass rush game and take it to another level.

“I feel like there’s no better room to be in.”

Wilson was born in Anchorage, Alaska, but his family relocated to Texas when he was a toddler. He attended school in East London, a town of only about 1,000 people. It wasn’t hard for Wilson to stand out as someone who sprouted to 6-foot-5, 220 pounds by the end of his sophomore year and played football, basketball and track. However, that notoriety didn’t influence his personality.

The grandson of an Air Force veteran, Wilson was raised by a mother — Tiffany Helton — who maintained that military mindset. She and his stepfather, Charles Helton, both worked at West Rusk, the town’s elementary, middle and high school, and kept a watchful eye over him.

As composed as Wilson was as a person, he was all over the place as an athlete. His coaches described him as a baby giraffe who didn’t quite know what to do with his gangly limbs. He played as a tight end and edge rusher on a varsity football team that had fewer than 30 players and displayed flashes of potential, but he was merely just a solid player through his junior year. Everything changed his senior season. He exploded with 126 tackles, 38 tackles for loss and five sacks and became someone who the defense was built around.

“One thing that stood out to me was that the way you watch him during the game — and I think the way you guys are going to see him on Sundays — is exactly how you’ll see him at practice, or you’ll see him in the weight room, or you’ll see him in conditioning drills,” former West Rusk football coach John Frazier said. “When we got deeper in the playoffs, the temperatures would drop and, typically, kids want their warmups, and they’ll wear their warmups out there and all that and Tyree’s just the opposite; he was going to wear exactly what he had worn back in August when it was 97 degrees. He doesn’t allow those factors on the outside to get to him or bother him. He actually embraces them.”

After two years as a reserve at Texas A&M, Wilson transferred to Texas Tech in 2020 after being recruited by then-defensive line coach Paul Randolph.

“Wow!” Randolph said to no one in particular when Wilson stepped out of a truck to walk into Texas Tech’s facility for the first time. “He’s bigger than I thought.”

In fact, Wilson was too big. Restrictions during the early stages of the COVID-19 pandemic, which also prolonged the transfer process, had taken Wilson away from football for about six months and left him overweight and out of shape.

“Anybody can condition as much as you want to,” Wilson said. “But when you ain’t playing football, it’s a different kind of conditioning.”

Texas Tech strength coach Dave Scholz had to teach him to be more disciplined with his diet. That meant way less Whataburger and more lean proteins, vegetables and fruit.

“And he struggled, naturally, the first day running and everything like that,” Randolph said. “But what I remember is, he kept going back and getting back in it and doing it again and doing it again no matter how hard it was on him. To myself, I said, ‘He’s going to be OK.’”

Wilson also had to learn a new position. He was an edge rusher through high school and his first two years in college, but Randolph moved him to primarily a 4-technique lining up on the inside of offensive tackles. He also played 3-technique, lining up on top of guards, and even 0-technique, lining up across from centers.

“The meaner, the quicker, the more explosive, tougher, nastier side of him came out with being an interior defensive lineman,” Randolph said.

Wilson dropped weight, put in extra work after practice, pored over film study and bugged the coaching staff to spend more one-on-one time with him. By Week 6 of the 2020 season, he earned a starting role. He didn’t have much statistical production, but he went into the offseason with a stronger sense of what it would take to reach the level he desired.

“What I saw was an extremely driven young man who changed his body and mindset,” former Texas Tech coach Matt Wells said. “All those kinds of things that really help you become more like a pro while you’re in college, and Tyree had that. He didn’t take plays off, man. He would run sideline-to-sideline. He was a great effort, high-energy guy in practice. And so, all those things I think were the beginning of making him into something special.”

He worked to learn the ins and outs of the scheme, maintained his improved physique and refined his pass-rush moves. The result was a breakout 2021 season with 38 tackles, 13.5 TFL and seven sacks.

Wells was fired midway through that 2021 season and replaced by McGuire, who hired former Fresno State head coach Tim DeRuyter as his defensive coordinator. Wilson was still undecided on entering the draft or returning for his senior year. Still, DeRuyter began developing a plan for Wilson similar to how he had coached Von Miller at Texas A&M and Kayvon Thibodeaux at Oregon. In particular, DeRuyter was excited about how to use Wilson's length.

"Have you ever walked into a college football facility and you see the Under Armour or the Nike gear model? It's got shoulders that are four-feet wide and the waist is like 18 inches," DeRuyter said. "That's what he looks like."

DeRuyter envisioned Wilson using his physical tools to thrive in a primary role as a stand-up edge rusher. Returning to school would mean Wilson would make a third position change and play for his third different staff. DeRuyter's plan for him helped convince Wilson he could still do more to bolster his draft stock and he returned for his senior season.

"And, man, it was such a great move for him," McGuire said. "But it was a huge move for Texas Tech."

Wilson embraced the changes. He became more adept at exploding out of the different stance, dropping in coverage, getting low enough to bend off the edge, avoiding attacking blockers too upright and using angles and leverage to his advantage. That allowed Texas Tech to effectively move him up and down the defensive line in an effort to exploit matchup advantages. It all clicked for him when he came in Week 3 against N.C. State where he went off for 11 tackles, 3 1/2 TFLs and two sacks.

"That was like his coming-out party," Ah You said. "And for us, we were like, 'Yeah, this dude's going to be a problem.'"

Around that stretch, Wilson also started to let his personality loose. He'd often burst into defensive staff meetings unprompted with a huge grin on his face just to ask what they were up to. He was a natural leader and someone his teammates gravitated toward. That more confident, outspoken and self-assured version of Wilson was a better player.

"I knew he'd played well at times, but I wanted to get him to play with even a little bit more fire because you don't always see that in him," DeRuyter said. "And I told him before the season started, 'Tyree, you need to look at yourself in the mirror and tell yourself you're the baddest man on the field 25 times until you absolutely believe it every day, because you can be.' And, whether he believed it or not — he didn't project it to me as I was coaching him — but as the year went on and he kept making more and more plays, then he started playing like I knew he could. And he became that baddest man on the field."

The Raiders entered the draft with several needs for Year 1 starters, but edge rusher wasn't one of them. They didn't take Wilson because of what he is now, though, but rather what they believe he can become.

"He's going to have to earn a role here," Ziegler said. "There's a lot of things that he's going to need to continue to grow on the field and off the field. And we believe that he can do that — that's why we took him — but he still has a long way to go."

Wilson isn't one for bold proclamations about himself. He's fully aware of how challenging the road ahead of him will be, but he's aiming high.

“The goal in college was to get to the NFL, and then it became to be a first-round draft pick,” Wilson said. “And I reached that goal, but now the goal is to stay in the NFL for a long time and get multiple contracts and be a potential Hall of Famer. My teammates, I want them to reach their goals and team goals, which is the Super Bowl every year. And then my family’s always going to be my why. I’m going to keep going until I can’t play the game anymore.”

Wilson has shown he’s capable of maximizing his abilities at every stage of his playing career. In high school, he was a middling two-way player, but kept grinding and became a commanding force by the time he graduated. In college, he persevered through a series of on-and-off-the-field changes and ascended every year. Looking ahead to the next level, those who know him best expect a similar arc to take form.

“He hasn’t reached his ceiling,” Frazier said. “I’ll put it this way: He’s played for two other Raider teams, and he hasn’t let either one of them down. He played for the West Rusk Raiders in high school and Texas Tech, of course, and he didn’t let them down. And there’s not a doubt in my mind that the Las Vegas Raiders, he’s not going to let them down.”