



NEWS RELEASE

ONE COWBOYS WAY ★ FRISCO, TEXAS 75034 ★ P:972.497.4959 ★ WWW.DALLASCOWBOYS.COM

REGULAR SEASON GAME #6 - MONDAY, OCTOBER 16, 2023
DALLAS COWBOYS AT LOS ANGELES CHARGERS
SoFi STADIUM - INGLEWOOD, CALIF. - 7:15 P.M. (CDT)



ESPN/WFAA 8 DFW

PxP: Joe Buck
Analyst: Troy Aikman
Sideline: Lisa Salters



KRLD-FM 105.3 THE FAN

PxP: Brad Sham
Analyst: Babe Laufenberg
Sideline: Kristi Scales



KMVK-FM 107.5

PxP: Victor Villalba
Analyst: Luis Perez



COMPASS MEDIA

PxP: Kevin Ray
Analyst: Danny White



**Westwood One
WESTWOOD ONE RADIO**

PxP: Kevin Harlan
Analyst: Mike Golic

★ COWBOYS PR ON TWITTER ★

The official Twitter account of the Dallas Cowboys Public Relations team (@DallasCowboysPR) will provide pertinent stats, information, transactions, game updates and more throughout the week and on gameday. Follow us for the most up-to-date info related to the Cowboys organization.

QUICK FACTS:
DALLAS COWBOYS (3-2)
AT
LOS ANGELES CHARGERS (2-2)

Regular Season Series Record:
Dallas leads the series 7-5

Last Meeting:
Dallas 20, @ LA Chargers 17, Sept. 19, 2021

Last Meeting in Los Angeles:
Dallas 20, LA Chargers 17, Sept. 19, 2021

Last Cowboys Win:
Dallas 20, @ LA Chargers 17, Sept. 19, 2021

Series Streak:
LA Chargers have won three of the last four meetings

★ THIS WEEK'S SCHEDULE ★

Wednesday, Oct. 11
TBD Player conference call

Thursday, Oct. 12
10:45 a.m. Coach McCarthy press conference
12:00 p.m. First portion of practice open to media
1:30 p.m. Player availability

Friday, Oct. 13
10:45 a.m. Coach McCarthy press conference
11:30 a.m. First portion of practice open to media
1:30 p.m. Player availability

Saturday, Oct. 14
12:30 p.m. Coach McCarthy conference call
1:15 p.m. Player conference call

Sunday, Oct. 15
Team travel to Los Angeles

Monday, Oct. 16
7:15 p.m. Kickoff at LA Chargers

PUBLIC RELATIONS CONTACTS

Tad Carper.....972-497-4953.....tcarper@dallascowboys.net
 Scott Agulnek.....972-497-4956..... sagulnek@dallascowboys.net
 Joe Trahan.....972-497-4552.....jtrahan@dallascowboys.net
 Dave Abbruzese972-497-4355.. dabbruzese@dallascowboys.net
 Bronte Hermesmeier .972-497-4252.. bhermesmeier@dallascowboys.net
 Sara Littlejohn.....972-497-4803.....slittlejohn@dallascowboys.net
 Emily Robbins.....972-497-4359.....erobbins@dallascowboys.net
 Whitney Faulkner....972-497-4955..... wfaulkner@dallascowboys.net
 Allie Christmann972-497-4259.. achristmann@dallascowboys.net

★ BY THE NUMBERS ★

8.3

The Cowboys defense has given opponents fits on third-and-long (more than six yards). Dallas has allowed just two first downs on 24 third and long attempts, an 8.3% third and long opponent conversion rate that leads the NFL in 2023.

9

Dating back to the start of 2021, Dallas is 9-1 in weeks following a loss (.900). That is the highest winning percentage among NFL teams in weeks following a loss during that span.

85

The Cowboys hold a 49-35 Monday Night Football record and will be making their 85th regular season appearance on Monday Night Football this week at the LA Chargers. Only Miami, with 86 games, has appeared on MNF more.

★ DALLAS COWBOYS OMG ★

The Dallas Cowboys website can be found at www.NFLOMG.com. Please follow the link and click on the Cowboys logo to access the team's page.

The Cowboys site contains the complete 2023 Media Guide, all weekly game notes and packets, player bios and rosters, Cowboys staff information and bios, weekly flip cards, a game tracker, all team and individual records and statistics, historical information, daily press releases and much more.

username: cowboysguest
password: cowboys2023

★ TABLE OF CONTENTS ★

Radio and TV broadcast info	1
Dallas Cowboys media schedule	1
Dallas Cowboys OMG info	1
Cowboys PR contact info	1
Dallas Cowboys 2023 schedule	2
DallasCowboys.com	2
What to watch for	3
Mike McCarthy Facts and Figures	4
2023 Coaching Staff	4
Mike McCarthy coaching record	5
Head coach bios	5
Player highlights	6
Series history	6
AT&T Stadium stats and figures	7
A Championship Tradition	8
Pro Bowl Numbers	8
Individual Notes	9-22
Dak Prescott	9-12
CeeDee Lamb	13-14
Tony Pollard	15
Offensive Notes	16-17
Secondary Notes	18
Micah Parsons	19-20
Defensive Notes	20-21
Special Teams Notes	22
Unofficial Depth Chart	24
Pronunciation Guide	25
Alphabetical Roster	25
Numerical Roster	26
Positional Roster	27
How The Cowboys Were Built	28
Contract Status	29
Contract Analysis	30
When The Cowboys Were Built	31
Transactions by Date	31
Transactions by Player	32
Team and Individual Stats	33-42
2023 Regular Season Stats	34
2023 Defensive Stats	35
Misc. Stats	36-42
Non-Media Guide Bios	43-46
Updated Player Bios	47-57

★ 2023 TEAM CAPTAINS ★

The Dallas Cowboys select three team captains weekly throughout the season, as chosen by the team prior to that week's game. Below are the captains from each week of the 2023 season:

2023 Dallas Cowboys Captains

Week 1 - at N.Y. Giants	Week 2 - vs. N.Y. Jets
Offense Tony Pollard	Offense..... CeeDee Lamb
Defense DeMarcus Lawrence	Defense..... Osa Odighizuwa
Special Teams ... C.J. Goodwin	Special Teams.. Juanyeh Thomas
Week 3 - at Arizona	Week 4 - vs. New England
Offense Tyron Smith	Offense..... Brandin Cooks
Defense Leighton Vander Esch	Defense..... Malik Hooker
Special Teams ... Peyton Hendershot	Special Teams.. Markquese Bell
Week 5 - at San Francisco	
Offense Dak Prescott	
Defense DaRon Bland	
Special Teams ... Bryan Anger	

2023 DALLAS COWBOYS SCHEDULE

DATE	REGULAR SEASON (TV)	KICKOFF (CT)
Sun., Sept. 10	@ N.Y. Giants (NBC)	W, 40-0
Sun., Sept. 17	N.Y. JETS (CBS)	W, 30-10
Sun., Sept. 24	@ Arizona (FOX)	L, 16-28
Sun., Oct. 1	NEW ENGLAND (FOX)	W, 38-3
Sun., Oct. 8	@ San Francisco (NBC)	L, 10-42
Mon., Oct. 16	@ LA Chargers (ESPN/ABC)	7:15 p.m.
Sun., Oct. 22	BYE	
Sun., Oct. 29	LA RAMS (FOX)	Noon
Sun., Nov. 5	@ Philadelphia (FOX)	3:25 p.m.
Sun., Nov. 12	N.Y. GIANTS (FOX)	3:25 p.m.
Sun., Nov. 19	@ Carolina (FOX)	Noon
Thurs., Nov. 23	WASHINGTON (CBS)	3:30 p.m.
Thurs., Nov. 30	SEATTLE (Prime Video)	7:20 p.m.
Sun., Dec. 10	PHILADELPHIA (FOX)	7:20 p.m.
Sun., Dec. 17	@ Buffalo (FOX)	3:25 p.m.
Sun., Dec. 24	@ Miami (FOX)	3:25 p.m.
Sat., Dec. 30	DETROIT (ESPN/ABC)	7:15 p.m.
Sat/Sun., Jan. 6/7	@ Washington (TBD)	TBD

Home Games in BOLD

★ DALLASCOWBOYS.COM ★



The Dallas Cowboys official website offers the best collection of timely articles, press conferences and videos, combined with the best spot to purchase tickets and order merchandise from the Cowboys Pro Shop. From the latest news to the latest apparel, there is no better place to visit than DallasCowboys.com.

To view the latest press conferences featuring coaches, player interviews from daily locker room sessions, radio interviews with Cowboys front office executives and Dallas Cowboys game highlights, visit <https://www.dallascowboys.com/all-media/>



@dallascowboys



/dallascowboys



@dallascowboys



@dallascowboys



@dallascowboys

★ WHAT TO WATCH FOR IN WEEK 6 ★

4

DAK PRESCOTT

- * Dak Prescott has thrown for a touchdown against 30 of the 31 NFL opponents he has faced. With a touchdown pass on Monday night, Prescott will have a touchdown pass against all 31 NFL opponents he has played and become the 30th quarterback in NFL history to throw at least one touchdown pass against 31-or-more opponents.
- * Prescott has completed over 80.0% of his passes in two games in 2023, both against AFC opponents (vs. NYJ; 81.6% and vs. NE; 82.4%). Prescott and Buffalo's Josh Allen are the only two starting quarterbacks in 2023 with multiple games of a completion percentage at 80%-or-higher.

5

BRYAN ANGER

- * Bryan Anger led the NFL and set a franchise record in net punting average (44.6) in 2021. Thus far in 2023, Anger is third in the NFL in net average (45.3).

11

MICAH PARSONS

- * Micah Parsons, who now has the seventh-most sacks (30.5) through a player's first 38 career games, recorded his first career sack at SoFi Stadium against the LA Chargers (9/19/21).

17

BRANDON AUBREY

- * Brandon Aubrey has attempted and made all 14 of his field goal attempts in 2023. He is the first kicker in franchise history - seventh kicker in NFL history - to start his career 14-for-14 or better.
- * Aubrey's 14 field goals are the third-most field goals made by a Cowboys kicker through the first five games of a career, trailing only Dan Bailey (15) and Richie Cunningham (18).

20

TONY POLLARD

- * Tony Pollard has seven career 100-yard games. With 100 rushing yards in Los Angeles, Pollard would tie Julius Jones and Marion Barber for the eighth-most 100-yard rushing games through a Cowboys player's first five seasons.
- * Last time Pollard played the Chargers at SoFi Stadium, he rushed for 109 yards and a touchdown on 13 carries. His 8.4 yards-per-carry that game was the third-highest rushing average of his career when totaling at least 10 rushing attempts.

26

DARON BLAND

- * DaRon Bland is tied for the league lead with three interceptions in 2023, and he leads all NFL players in interceptions (eight) since he entered the NFL in 2022. With an interception on Monday night, Bland would tie Mel Renfro (nine) for the third-most interceptions in a Cowboys player's first two seasons.

87

JAKE FERGUSON

- * Jake Ferguson has 39 career receptions in his first 21 career games, the second-most receptions by a Cowboys tight end in the first 21 games of a career behind Jason Witten (65).
- * Ferguson needs one touchdown catch in Los Angeles to tie Blake Jarwin, Martellus Bennett and Jason Witten (four) for the second-most receiving touchdowns by a Cowboys tight end in the first 22 games of a career.

97

OSA ODIGHIZUWA

- * Osa Odighizuwa has 3.0 sacks in 2023, and he needs 2.0 sacks in Los Angeles to tie Jason Hatcher (5.0, 2013) for the most sacks by a Cowboys defensive tackle through the first six games of a season since 1982.



DALLAS COWBOYS

- * Dallas has recorded three takeaways in three of its five games in 2023, joining Jacksonville and Pittsburgh as the only teams with three takeaways in three games this season.
- * With a win on Sunday, Head Coach Mike McCarthy will pass Bud Grant (158 wins) for sole possession of 19th on the all-time wins list among NFL head coaches.
- * The Cowboys have forced 13 three-and-outs on 56 defensive series, a 23.2% three-and-out percentage that is tied for sixth in the NFL.

MIKE McCARTHY

Head Coach

Baker University
Head Coach: 17th Year • NFL: 30th Year • Cowboys: 4th Year

DALLAS COWBOYS



★ WINNING HEAD COACH ★

The Dallas Cowboys named Mike McCarthy the ninth head coach in franchise history on Jan. 5, 2020. Along with 13 years of head coaching experience and 13 additional years as an assistant coach in the NFL, McCarthy came to Dallas with a 125-77-2 regular season coaching record - all with the Green Bay Packers (2006-18).

After a 33-22 record in his fourth season with Dallas, he owns the fifth-most wins (tied 20th all-time) and sixth-highest winning percentage (.614) among qualifying active NFL coaches. His teams have qualified for the postseason 11 times, won six NFC North Division titles and one NFC East title, made four NFC Championship Game appearances and took home a Super Bowl XLV championship.

Most Regular Season Wins by Active Head Coach

Coach	Years	Won	Loss	Tied	Pct
Bill Belichick.....	1991-2023	299	156	0	.657
Andy Reid.....	1999-2023	251	139	1	.643
Mike Tomlin.....	2007-2023	166	95	2	.635
Pete Carroll.....	1994-2023	164	113	1	.592
Mike McCarthy.....	2006-2023	158	99	2	.614
John Harbaugh.....	2008-2023	150	97	0	.607
Ron Rivera.....	2011-2023	100	93	2	.518

★ TOP OF THE LINE ★

In 2023, Mike McCarthy has the Cowboys ranked at the top of the league in several key categories:

- T-2nd** Takeaways (11)
- 3rd** Third Down Conversion Rate (49.3%)
- 7th** Scoring Defense (16.6)

- +6** Turnover Differential - T-3rd in the NFL

★ 2023 ASSISTANT COACHES ★

(S) Sideline; (B) Booth OFFENSE

Brian Schottenheimer (S).....	Offensive Coordinator
Jeff Blasko.....	Run Game Coord./Running Backs
Ramon Chinyong Sr. (B).....	Quality Control/Asst. Offensive Line
Ryan Feder (B).....	Offensive Asst./Game Management
Will Harriger (B).....	Quality Control/Offensive Asst.
Evan Harrington (S).....	Offensive Assistant
Chase Haslett (B).....	Assistant Tight Ends
Robert Prince (S).....	Wide Receivers
Mike Solari (S).....	Offensive Line
Scott Tolzien (B).....	Quarterbacks
Lunda Wells (S).....	Tight Ends

DEFENSE

Dan Quinn (B).....	Defensive Coordinator
Aden Durde (S).....	Defensive Line
Sharrif Floyd (S).....	Quality Control/Asst. Defensive Line
Al Harris (S).....	Defensive Backs
Cannon Matthews (S).....	Asst. Defensive Backs
Scott McCurley (S).....	Linebackers
Pete Ohnegian (B).....	Quality Control/Defensive Asst.
Eric Simonelli (B).....	Quality Control/Analytics
Darian Thompson (B).....	Quality Control/Asst. Linebackers
Joe Whitt Jr. (B).....	Secondary/Defensive Pass Game Coord.

SPECIAL TEAMS

John Fassel (S).....	Special Teams Coordinator
Rayna Stewart (B).....	Asst. Special Teams

STRENGTH AND CONDITIONING

Harold Nash Jr. (S).....	Strength and Conditioning Coordinator
Cedric Smith (S).....	Asst. Strength and Conditioning
Kendall Smith (S).....	Asst. Strength and Conditioning

★ McCARTHY'S RECORD WHEN... ★

Below is a look at Mike McCarthy's head coaching record under several different circumstances:

Regular season.....	158-99-2
Postseason.....	11-10
Overall.....	169-109-2

	Regular	Post
September.....	36-20-1	
October.....	42-20	
November.....	29-36-1	
December.....	46-19	
January.....	5-4	10-10
February.....		1-0
Playing at home.....	92-35-2	5-4
Playing on the road.....	65-64	6-6
Playing at AT&T Stadium.....	20-8	2-1
Playing in prime time.....	38-35	4-1
Thursday.....	13-8	
Saturday.....	3-1	3-2
Sunday.....	132-79-2	7-8
Monday.....	10-10	1-0
Tuesday.....	0-1	
Playing against the NFC East.....	28-16	5-2
Playing against the rest of the NFC.....	110-67-2	5-8
Playing against the AFC.....	39-28	1-0
Playing on grass surface.....	103-59-2	8-7
Playing on artificial surface.....	55-41	3-3
Post Bye.....	11-5	
Post Bye Home.....	4-1	
Post Bye Road.....	7-4	
When scoring 30-plus points.....	89-10	7-2
When team scores first.....	110-37-2	5-2
When team leads at halftime.....	123-22-1	10-2

★ McCARTHY'S HEAD COACHING RECORD AND COACHING EXPERIENCE ★

Year	Team	Regular Season				Result	Postseason				McCarthy vs. NFL (Reg. Season)				
		W	L	T	Pct.		W	L	Pct.	Result	Team	W	L	T	PCT.
2006	Green Bay	8	8	0	.500	2nd NFC North					Arizona	3	5	0	0.375
2007	Green Bay	13	3	0	.813	1st NFC North	1	1	.500	NFC Championship Game	Atlanta	5	4	0	0.556
2008	Green Bay	6	10	0	.375	3rd NFC North					Baltimore	2	2	0	0.500
2009	Green Bay	11	5	0	.688	2nd NFC North	0	1	.000	Wild Card Game	Buffalo	2	2	0	0.500
2010	Green Bay	10	6	0	.625	2nd NFC North	4	0	1.000	Super Bowl XLV	Carolina	4	3	0	0.571
2011	Green Bay	15	1	0	.938	1st NFC North	0	1	.000	Divisional Game	Chicago	19	7	0	0.731
2012	Green Bay	11	5	0	.688	1st NFC North	1	1	.500	Divisional Game	Cincinnati	3	2	0	0.600
2013	Green Bay	8	7	1	.531	1st NFC North	0	1	.000	Wild Card Game	Cleveland	3	1	0	0.750
2014	Green Bay	12	4	0	.750	1st NFC North	1	1	.500	NFC Championship Game	Dallas	5	3	0	0.625
2015	Green Bay	10	6	0	.625	2nd NFC North	1	1	.500	Divisional Game	Denver	2	2	0	0.500
2016	Green Bay	10	6	0	.625	1st NFC North	2	1	.667	NFC Championship Game	Detroit	19	7	0	0.731
2017	Green Bay	7	9	0	.438	3rd NFC North					Green Bay	0	1	0	0.000
2018	Green Bay	4	7	1	.375						Houston	3	1	0	0.750
2020	Dallas	6	10	0	.375	3rd NFC East					Indianapolis	2	2	0	0.500
2021	Dallas	12	5	0	.714	1st NFC East	0	1	.000	Wild Card Game	Jacksonville	2	2	0	0.500
2022	Dallas	12	5	0	.714	2nd NFC East	1	1	.500	Divisional Game	Kansas City	2	2	0	0.500
2023	Dallas	3	2	0	.600						LA Chargers	4	0	0	1.000
Totals		158	99	2	.614		11	10	.524		LA Rams	6	3	0	0.667
											Las Vegas	3	1	0	0.750
											Miami	3	1	0	0.750
											Minnesota	18	9	2	0.667
											New England	3	3	0	0.500
											New Orleans	3	4	0	0.429
											N.Y. Giants	10	3	0	0.769
											N.Y. Jets	3	1	0	0.750
											Philadelphia	8	4	0	0.667
											Pittsburgh	0	4	0	0.000
											San Francisco	6	3	0	0.667
											Seattle	5	5	0	0.500
											Tampa Bay	3	4	0	0.429
											Tennessee	2	2	0	0.500
											Washington	5	6	0	0.455
											Totals	158	99	2	0.614

Year	Position, Team
1987-88	Graduate Assistant, Fort Hays State
1989-91	Graduate Assistant, Pittsburgh
1992	Wide Receivers, Pittsburgh
1993-94	Offensive Quality Control, Kansas City Chiefs
1995-98	Quarterbacks, Kansas City Chiefs
1999	Quarterbacks, Green Bay Packers
2000-04	Offensive Coordinator, New Orleans Saints
2005	Offensive Coordinator, San Francisco 49ers
2006-18	Head Coach, Green Bay Packers
2020-23	Head Coach, Dallas Cowboys

★ HEAD COACHES ★

MIKE McCARTHY (158-99-2, 17th Year, 33-22 with Dallas)

The Dallas Cowboys named Mike McCarthy the ninth head coach in franchise history on Jan. 8, 2020, and he has led the franchise to back-to-back playoff appearances for the first time since 2006-07. He has also won 12 games in each of the last two seasons, the first time Dallas posted consecutive seasons with 12-plus wins since 1994-95.

McCarthy is in his 17th year as a head coach - 13 with Green Bay and four with Dallas - along with 13 years as an assistant coach in the NFL, including six as an offensive coordinator.

As a head coach, McCarthy has racked up a 158-99-2 regular season coaching record, and he owns the fifth-most wins (tied 20th all-time) among active NFL coaches. His teams have qualified for the postseason 11 times, won six NFC North Division titles, one NFC East title, made four NFC Championship Game appearances and took home a Super Bowl XLV championship held at AT&T Stadium in Arlington, Texas, following the 2010 NFL season.

In 2022 McCarthy led the charges of a team that finished 12-5 for the second straight season to mark the first time in his career and the first time for Dallas since 1994-95 to record consecutive 12-plus win seasons. En route to the team's second straight playoff berth (first time since 2006-07), the Dallas offense finished third in the league in points (467, fourth in points-per-game) while the defense led the league in takeaways for the second consecutive season.

During his time in Green Bay, McCarthy was known as a prolific offensive mind and the primary play-caller for the Packers. McCarthy's offense finished fourth in the NFL in total offense and third in points-per-game through his 14-year stint with the club.

McCarthy is only the fourth head coach in NFL history to lead a single franchise to eight-or-more consecutive playoff appearances, joining Tom Landry, Chuck Noll and Bill Belichick. Those eight appearances from 2009-16 were more than the rest of the NFC North Division combined over that span (Minnesota, three; Detroit, three; Chicago, one).

McCarthy's nine playoff appearances overall are the most by a Packers coach since the NFL postseason began in 1933, and he guided the Packers to a franchise-record fourth consecutive division title in 2014. With the victory over Dallas in the 2016 playoffs, McCarthy surpassed Vince Lombardi and Mike Holmgren for the most playoff victories in team history (10).

BRANDON STALEY (21-17, 3rd Year)

The Los Angeles Chargers hired Brandon Staley as the 17th head coach in franchise history on Jan. 17, 2021, giving the keys to a young coach with one of the most progressive defensive minds in football. Since Staley's arrival, the Chargers have produced a pair of winning seasons and a playoff berth.

Staley's 2022 Bolts finished with a 10-7 regular season record and a postseason appearance, the team's first since 2018. The Chargers offense ranked third in passing (269.6 net passing yards-per-game) and ninth in total offense (359.3 net yards-per-game). The unit set a single-season NFL record that featured six players with at least 500 receiving yards and three touchdowns. The defense was among the league's best, finishing the regular season as the No. 3 unit in total defense (284.8 net yards-per-game) and fourth-ranked passing defense (153.0 net passing yards-per-game) over the final five weeks.

Prior to his head coaching stint with the Chargers, Staley was across the city acting as the defensive coordinator with the LA Rams, where he led the top-ranked defense in the NFL in 2020. The Rams ranked No. 1 in total defense, pass defense and scoring defense while finishing the year as the third-best run defense. Staley improved the Rams defense by more than four points-per-game from 2019 to post the best single-season average allowed by the team in 20 years.

Before his stint with the LA Rams, Staley spent time as the outside linebackers coach in Chicago (2017-18) and Denver (2019). While working with Vic Fangio in Denver, Staley helped the Broncos defense lead the NFL in red zone scoring. Staley was also part of a staff in Chicago in 2018 that coaches the top-ranked scoring defense in the NFL (17.7 points-per-game).

Staley brought his innovative defensive style to the NFL after coaching for 11 years in the collegiate ranks. Prior to landing in the NFL, Staley spent three seasons (2013, 2015-16) as the defensive coordinator at John Carroll, a NCAA Division III school located in University Heights, Ohio.

Staley earned his first defensive coordinator job at Hutchison Community College in 2010. During his two seasons in Hutchison, Kansas, Staley helped develop Cordarrelle Patterson, Markus Golden and De'Vondre Campbell into NFL Draft picks.

★ PLAYER HIGHLIGHTS VS. LAC ★

Brandin Cooks - WR

Caught 22 passes for 204 yards (9.3 avg.) and a touchdown in four games against the Chargers.

Stephon Gilmore - CB

Recorded 11 tackles, one interception, one tackle for loss and three passes defended in four appearances with Buffalo, New England (twice) and Indianapolis.

Micah Parsons - LB

Tallied two tackles, one sack, four quarterback pressures and a tackle for loss in his lone matchup against the Chargers as a rookie in 2021.

Tony Pollard - RB

Totaled 13 carries for 109 yards (8.4 avg) and a touchdown in his one appearance against the Chargers in 2021.

Dak Prescott - QB

In two games has a 1-1 record against the Chargers and completed 43-of-54 (79.6%) of his passes for 416 yards.

★ 2023 STAT COMPARISON ★

(league ranking)

	Cowboys	Chargers
Record	3-2	2-2
Scoring Avg. (NFL rank)	26.8 (8)	27.5 (7)
Opp. Scoring Avg. (NFL rank)	16.6 (7)	26.0 (24)
Total Off. (NFL rank)	327.4 (17)	388.8 (5)
Rushing Off. (NFL rank)	124.4 (10)	119.8 (14)
Passing Off. (NFL rank)	203.0 (20)	269.0 (6)
Total Def. (NFL rank)	292.0 (5)	404.0 (31)
Rushing Def. (NFL rank)	123.4 (21)	104.3 (14)
Passing Def. (NFL rank)	168.6 (2)	299.8 (32)
Kickoff Return Avg.	13.6 (32)	19.5 (23)
Punt Return Avg.	6.7 (23)	10.5 (11)
Turnover Margin	+6 (3t)	+5 (5t)
Penalties	35	26
Penalty Yards	272	241

★ MONDAY NIGHT LIGHTS ★

The Cowboys hold a 49-35 Monday Night Football record and will be making their 85th regular season appearance on Monday Night Football this week at the LA Chargers. Only Miami, with 86 games, has appeared on MNF more. The 49 MNF wins by the Cowboys are third in league history behind Pittsburgh (52) and San Francisco (52).

The majority of the Cowboys MNF games were played on ABC Monday Night Football from 1970-2005 when they appeared on the primetime telecast 67 times, posting a 39-28 record, including a 17-11 record at home and a 22-17 mark on the road. ESPN landed the telecast in 2006, and since then, the Cowboys have appeared 16 times on MNF with a 10-7 record.

Dallas is 1-0 on Monday Night Football in the postseason after defeating Tampa Bay 31-14 in the NFC Wild Card Round in 2022.

Below are the results from the last 10 Monday Night Football regular season games the Cowboys have played in, including postseason:

Date	Opp/Score	W/L
10/27/14	Washington 20, DALLAS 17 (OT)	Loss
12/7/15	Dallas 19, WASHINGTON 16	Win
12/26/16	DALLAS 42, Detroit 21	Win
9/25/17	DALLAS 28, Arizona 17	Win
11/5/18	Tennessee 28, DALLAS 14	Loss
11/4/19	Dallas 37, N.Y. GIANTS 18	Win
10/19/20	Arizona 38, DALLAS 10	Loss
9/27/21	DALLAS 41, Philadelphia 21	Win
9/26/22	Dallas 23, N.Y. GIANTS 16	Win
1/16/23	Dallas 31, TAMPA BAY 14	Win

★ OPPONENT 17 ★

Beginning in 2021 the NFL expanded the regular season to 17 games, marking the first change to the season structure since the 1978 campaign ushered in an era of 16 regular season and four preseason games.

The 17th game features teams from opposing conferences that finished in the same place within their division the previous season. Dallas won its extra game in 2021 (at New England, 10/1) and 2022 (vs. Cincinnati, 9/18). The AFC was determined to be the home conference for the 17th game in 2023, meaning the Dallas Cowboys will face off with the LA Chargers at SoFi Stadium as their added opponent this season.

★ DALLAS VS. AFC ★

The Dallas Cowboys record against opponents in the AFC is 112-88 since the NFL merger in 1970, with the second-most wins and second-highest winning percentage (.560) by an NFC club. Dallas is 2-0 against the AFC in 2023 with wins over the N.Y. Jets (9/17) and New England Patriots (10/1).

NFC Team With Most Wins Vs. AFC - Since NFL Merger

Team	W	L	T	Win%
San Francisco	113	93	0	.549
Dallas	112	88	0	.560
Philadelphia	111	86	3	.563
St. Louis/L.A Rams	105	100	0	.512
Minnesota	103	99	0	.510

*Seattle has 194 wins against AFC since 1970, but the team was a member of the AFC from 1977-2001.

★ SERIES HISTORY ★

Dallas and the Los Angeles Chargers have squared off 12 times, with the Cowboys holding a 7-5 advantage. The Cowboys won the most recent matchup between the two teams in 2021.

Date	Loc.	Dal W/L	Score	Date	Loc.	Dal W/L	Score
11/5/72	SD	W	34-28	9/23/01	Dal	L	21-32
10/26/80	Dal	W	42-31	9/11/05	SD	W	28-24
11/13/83	SD	L	23-24	12/13/09	Dal	L	17-20
11/16/86	SD	W	24-21	9/29/13	SD	L	21-30
9/9/90	Dal	W	17-14	11/23/17	Dal	L	6-28
10/15/95	SD	W	23-9	9/19/21	LAC	W	20-17

★ INSIDE THE SERIES HISTORY ★

The matchup between the Dallas Cowboys and Los Angeles Chargers started in 1972 when Dallas headed out west and came home with a 34-28 win. In total, there have been 12 games between the two teams.

In the 12 games of the series there have been:

- * Seven games decided by less than seven points
- * Four games decided by more than 10 points
- * Two season openers (1990 and 2005) - both Dallas wins
- * A 14-point win by Dallas - biggest Cowboys win
- * A 22-point loss by Dallas - biggest Cowboys loss
- * One Sunday night game
- * 256 points scored by Dallas, 261 allowed
- * A 2-3 Cowboys record in home games, including an 0-2 record at AT&T Stadium
- * A 5-2 Cowboys record in away games

184

The Cowboys are 1-1 in primetime games in 2023. Since 2021, Dallas is 9-3 in night games. Overall the Cowboys have played a league-high 184 primetime games since the NFL merger. Pittsburgh has played in the second-most primetime games since 1970 (164).

★ HOME IS WHERE THE TDS ARE ★

Dak Prescott has proved to be one of the top quarterbacks in the league when playing at AT&T Stadium. Since he entered the league in 2016, Prescott's 116 total touchdowns (99 passing, 17 rushing) at AT&T Stadium are the fifth-most combined passing and rushing touchdowns at home during that span:

Most Passing and Rushing Touchdowns at Home - NFL Since 2016

Player	Gms	PasTD	RushTD	TotTD
Tom Brady.....	54	118	6	124
Russell Wilson	55	116	6	122
Aaron Rodgers.....	53	114	7	121
Kirk Cousins.....	59	113	7	120
Dak Prescott.....	52	99	17	116

Overall, Dallas has scored 202 touchdowns in 59 games at home versus 148 touchdowns in 60 games on the road since 2016. Dallas' 202 home touchdowns lead the NFL over that span:

Most Overall Touchdowns at Home Since 2016 - NFL

Team	Games	TD	TD/G	Pts/G
Dallas	59	202	3.42	29.3
New Orleans	59	189	3.20	27.5
Buffalo.....	60	183	3.05	25.9
Seattle.....	59	181	3.07	26.3
Green Bay.....	59	180	3.05	25.5
New England	60	180	3.00	25.7

★ HOME COOKING ★

Since AT&T Stadium opened in 2009, Dallas has posted a 68-47 regular season record at home. However, since 2016, the Cowboys have utilized their home field advantage, going 41-18 at AT&T Stadium, the third-most home wins in the NFL:

NFL Team Home Wins Since 2016

Team	Games	W	L	T	Win %
Kansas City.....	59	45	14	0	.763
Green Bay.....	59	43	15	1	.737
Dallas	59	41	18	0	.695
Pittsburgh.....	60	41	18	1	.692
Baltimore.....	59	40	19	0	.678
Buffalo.....	60	40	20	0	.667
Minnesota	60	39	21	0	.650
New England	60	39	21	0	.650

★ TOP PERFORMANCES ★

Below are the top individual performances in several offensive categories at AT&T Stadium since it opened in 2009.

	<u>Cowboys</u>	<u>Opponents</u>
Passing Yards	T. Romo (506)	E. Manning, NYG (450)
Passing TDs	T. Romo (5)	Many tied (4)
Rushing Yards	D. Murray (253)	B. Brown, Phi (169)
Rushing TDs	D. Murray (3)	A. Jones, GB (4)
	D. Prescott (3)	
	J. Randle (3)	
	T. Pollard (3)	
Receiving Yards	A. Cooper (226)	D. Jackson, Phi (210)
Receiving TDs	A. Cooper (3)	V. Cruz, NYG (3)
	M. Gallup (3)	

★ AT&T STADIUM RECORD... ★

The Dallas Cowboys are currently in their 15th season calling AT&T Stadium home. The Cowboys went 8-1 at home in 2022, the most home wins since the venue opened in 2009. Dallas' first game at the venue was on Sept. 20, 2009 - a 31-33 loss to the N.Y. Giants. The club's first win came a week later with a 21-7 decision over Carolina.

Dallas is 2-0 at AT&T Stadium in 2023, and they are currently on a 10-game win streak at home, the longest home win streak in AT&T Stadium's existence. The last time Dallas won at least 10 straight home games was when they won 11 consecutive in 1991-92. Below is a breakdown of the club's record at AT&T Stadium:

Regular season	68-47
Postseason	3-2
Overall	71-49

	Regular	Post
September	17-6	
October	16-14	
November	17-16	
December	16-9	
January	2-2	3-2
Playing at noon	23-10	
Playing at 3:30	26-23	1-2
Playing in prime time.....	19-14	2-0
Thursday	7-8	
Saturday.....	1-2	2-0
Sunday.....	56-32	1-2
Monday	4-5	
Fully closed stadium	44-28	3-2
Fully open stadium.....	12-11	
Roof open, doors closed	2-5	
Roof closed, doors open	10-3	
Playing against the NFC East.....	27-15	1-0
Playing against the NFC (non-NFC East).....	23-18	2-2
Playing against the AFC.....	18-13	

Team-by-team

Team	W	L	Pct	Team	W	L	Pct
Arizona.....	0	3	.000	Minnesota	1	1	.500
Atlanta.....	3	1	.750	New England ...	1	1	.500
Baltimore.....	1	0	1.000	New Orleans.....	2	2	.500
Buffalo.....	1	1	.500	N.Y. Giants.....	9	5	.643
Carolina	2	1	.667	N.Y. Jets.....	1	1	.500
Chicago.....	2	2	.500	Philadelphia	8	6	.571
Cincinnati.....	2	0	1.000	Pittsburgh.....	1	1	.500
Cleveland.....	1	1	.500	San Francisco...1	1	1	.500
Denver.....	0	2	.000	Seattle.....	2	2	.500
Detroit	4	1	.800	Tampa Bay.....	3	1	.750
Green Bay.....	0	3	.000	Tennessee	0	2	.000
Houston	2	0	1.000	Washington.....	10	4	.714
Indianapolis.....	2	0	1.000				
Jacksonville	1	1	.500	Postseason			
Kansas City.....	1	0	1.000	Detroit	1	0	1.000
LA Chargers.....	0	2	.000	Green Bay.....	0	1	.000
LA Rams.....	3	1	.750	Philadelphia	1	0	1.000
Las Vegas.....	2	1	.667	Seattle.....	1	0	1.000
Miami.....	2	0	1.000	San Francisco...0	1	.000	

The Cowboys 8-1 home mark in 2022 surpassed the 2018 and 2016 teams for the best home record by a Cowboys team since the stadium opened in 2009:

Most Single Season Wins at AT&T Stadium – Dallas Cowboys

Season	Wins	Consec. Wins	Home Record
2022.....	8	8	8-1
2016.....	7	7	7-1
2018.....	7	4	7-1
2009.....	6	5	6-2

393.0 **29.3** **178**

Dallas' offense has averaged 393.0 yards-per-game at AT&T Stadium - most in the NFL at home since 2016.

The Cowboys have scored an NFL-high 29.3 points-per-game at home since 2016.

Dallas has recorded 178 takeaways at home since 2016 - tied for fifth in the NFL.



★ THE DALLAS COWBOYS - A CHAMPIONSHIP TRADITION ★

SUPER BOWL CHAMPIONSHIPS

New England Patriots.....	6
Pittsburgh Steelers.....	6
DALLAS COWBOYS.....	5
San Francisco 49ers.....	5
Green Bay Packers.....	4
New York Giants.....	4
Denver Broncos.....	3
Kansas City Chiefs.....	3
Oakland Raiders.....	3
Washington Commanders.....	3

POSTSEASON GAMES

DALLAS COWBOYS ...	66
Pittsburgh Steelers.....	63
Green Bay Packers.....	61
New England Patriots.....	59
San Francisco 49ers.....	59
StL/LA Rams.....	53
Minnesota Vikings.....	52

SUPER BOWL APPEARANCES

New England Patriots.....	11
DALLAS COWBOYS.....	8
Pittsburgh Steelers.....	8
Denver Broncos.....	8
San Francisco 49ers.....	7
Green Bay Packers.....	5
Kansas City Chiefs.....	5
Miami Dolphins.....	5
New York Giants.....	5
Oakland Raiders.....	5
Washington Commanders.....	5

CONSEC. POSTSEASON APPEARANCES

New England Patriots (2009-19) ...	11
DALLAS COWBOYS (1975-83) ...	9
Indianapolis Colts (2002-10).....	9
DALLAS COWBOYS (1966-73) ...	8
Pittsburgh Steelers (1972-79).....	8
Los Angeles Rams (1973-80).....	8
San Francisco 49ers (1983-90).....	8

POSTSEASON VICTORIES

New England Patriots.....	37
DALLAS COWBOYS ...	36
Pittsburgh Steelers.....	36
Green Bay Packers.....	36
San Francisco 49ers.....	36
StL/LA Rams.....	26
Oak/LV Raiders.....	25
New York Giants.....	25
Philadelphia Eagles.....	25

CONSECUTIVE WINNING SEASONS

DALLAS COWBOYS (1966-85) ...	20
New England Patriots (2001-19) ...	19
Oakland Raiders (1965-80).....	16
San Francisco 49ers (1983-98) ...	16
Chicago Bears (1930-44).....	15
Green Bay Packers (1934-47) ...	14

POSTSEASON APPEARANCES

DALLAS COWBOYS ...	35
Green Bay Packers.....	35
Pittsburgh Steelers.....	33
New York Giants.....	33
Minnesota Vikings.....	33
Cle./StL/LA Rams.....	31
Philadelphia Eagles.....	30
Indianapolis Colts.....	29
San Francisco 49ers.....	29
New England Patriots.....	28
Chicago Bears.....	27

ALL-TIME REGULAR SEASON WINNING %

DALLAS COWBOYS.....	0.574
Green Bay Packers.....	0.571
Baltimore Ravens.....	0.562
New England Patriots.....	0.559
Chicago Bears.....	0.556
Miami Dolphins.....	0.554
Kansas City Chiefs.....	0.547

45 SEASONS OF .500-OR-BETTER			35 POSTSEASON APPEARANCES			25 DIVISION TITLES		16 NFL/NFC CHAMPIONSHIP GAME FINALIST			8 NFC CHAMPIONSHIPS		5 SUPER BOWL CHAMPIONSHIPS	
1965	1982	2009	1966	1991		1966	1992	1966	1975	1992	1970	1992	1971	1992
1966	1983	2011	1967	1992		1967	1993	1967	1977	1993	1971	1993	1977	1993
1967	1984	2012	1968	1993		1968	1994	1970	1978	1994	1975	1995		1995
1968	1985	2013	1969	1994		1969	1995	1971	1980	1995	1977			
1969	1991	2014	1970	1995		1970	1996	1972	1981		1978			
1970	1992	2016	1971	1996		1971	1998	1973	1982					
1971	1993	2017	1972	1998		1973	2007							
1972	1994	2018	1973	1999		1976	2009							
1973	1995	2019	1975	2003		1977	2014							
1974	1996	2021	1976	2006		1978	2016							
1975	1998	2022	1977	2007		1979	2018							
1976	1999		1978	2009		1981	2021							
1977	2003		1979	2014		1985								
1978	2005		1980	2016										
1979	2006		1981	2018										
1980	2007		1982	2021										
1981	2008		1983	2022										
			1985											



★ PRO BOWL COWBOYS ★

Since 2010 Dallas has selected 18 players in the NFL Draft that have gone on to make at least one Pro Bowl - the most in the NFL over that span (Kansas City, 16; Minnesota, 15). Since 1989 Dallas has sent 57 different players to the Pro Bowl, and of those, Dallas drafted 40. Additionally, 30 Cowboys draft picks have been selected to 91 Pro Bowls since 2002, which is 11 more than any other team over that span (Kansas City, 79 Pro Bowl selections):

COWBOYS PRO BOWL DRAFT PICKS SINCE 2002 (BY YEAR DRAFTED)

- 2002: Roy Williams (5)
- 2002: Andre Gurode (5)
- 2003: Terence Newman (2)
- 2003: Jason Witten (11)
- 2005: DeMarcus Ware (9 - 7 with Dallas)
- 2005: Marion Barber (1)
- 2005: Jay Ratliff (4)
- 2006: Jason Hatcher (1)
- 2007: Anthony Spencer (1)
- 2007: Nick Folk (1)
- 2008: Mike Jenkins (1)
- 2008: Martellus Bennett (1 - with Chicago)
- 2010: Sean Lee (2)
- 2010: Dez Bryant (3)
- 2011: Tyron Smith (8)



- 2011: DeMarco Murray (3 - 2 with Dallas)
- 2011: Dwayne Harris (1 - with N.Y. Giants)
- 2013: Travis Frederick (5)
- 2014: Zack Martin (8)
- 2014: DeMarcus Lawrence (3)
- 2015: Byron Jones (1)
- 2016: Dak Prescott (2)
- 2016: Ezekiel Elliott (3)
- 2016: Jaylon Smith (1)
- 2018: Leighton Vander Esch (1)
- 2019: Tony Pollard (1)
- 2020: CeeDee Lamb (2)
- 2020: Trevon Diggs (2)
- 2020: Tyler Biadasz (1)
- 2021: Micah Parsons (2)

DAK PRESCOTT NOTES



All-Time Ranks - Cowboys QBs

- 1st** - Completion Pct. (66.7%)
- 2nd** - Passing Touchdowns (171)
- 3rd** - Passing Yards (26,004)
- Attempts (3,443)
- Completions (2,296)
- 4th** - Total Wins (64)

2023 DALLAS COWBOYS



★ BALL SECURITY ★

Dak Prescott has found a way to avoid the negative play throughout his NFL tenure. Prescott's 2.0% career interception rate is eighth among active quarterbacks who have at least 1,750 career pass attempts:

Interception Percentage Among Active NFL QBs Min. 1,700 Attempts

Player	Att	INT	INT%
Aaron Rodgers	7,661	105	1.4%
Patrick Mahomes	3,177	53	1.7%
Justin Herbert	2,111	36	1.7%
Russell Wilson	5,381	100	1.9%
Joe Burrow	1,727	34	2.0%
Derek Carr	5,108	101	2.0%
Jared Goff	3,661	73	2.0%
Dak Prescott	3,443	69	2.0%

★ QUICK DRAW DAK ★

Dak Prescott recorded an average time to throw of 2.11 seconds on his pass attempts in the Week 1 win over the N.Y. Giants (9/10) - per PFF, the fastest time among starting quarterbacks in Week 1. His overall 2.35 average release on pass attempts is tied for fourth in the NFL in 2023:

Player	Avg Release	Player	Avg Release
Joe Burrow, Cin	2.24	Brock Purdy, SF	2.35
Tua Tagovailoa, Mia	2.24	Mac Jones, NE	2.40
Trevor Lawrence, Jax	2.25	Gardner Minshew, Ind.	2.44
Dak Prescott, Dal	2.35	Matthew Stafford, LAR	2.47

★ LEADING THE CHARGE ★

Dak Prescott has led the Cowboys offense to the top of the league year-after-year. In the last three seasons, the Cowboys are scoring 27.3 offensive points-per-game when Prescott is under center, the second-most in the NFL:

Offensive Points-Per-Game With Starting Quarterback NFL - 2021-23

QB, Team	GS	PPG
Josh Allen, Buf	38	27.8
Dak Prescott, Dal	33	27.3
Patrick Mahomes, KC	38	27.2
Jalen Hurts, Phi	35	25.9
Justin Herbert, LAC	38	25.1
Joe Burrow, Cin	37	24.8

★ DAK TO THE FUTURE ★

Now in his eighth pro season, Dak Prescott ranks first in completion percentage (66.7%), second in passing touchdowns (171), third in completions (2,296), attempts (3,443), passing yards (26,004) and fourth in wins (64) in regular season team history:

Dallas Cowboys All-Time QB Chart

WINS AS STARTER		PASSING YARDS	
Troy Aikman	94	Tony Romo	34,183
Roger Staubach	85	Troy Aikman	32,942
Tony Romo	78	Dak Prescott	26,004
Dak Prescott	64	Roger Staubach	22,700
Danny White	62	Danny White	21,959

ATTEMPTS		PASSING TOUCHDOWNS	
Troy Aikman	4,715	Tony Romo	247
Tony Romo	4,335	Dak Prescott	171
Dak Prescott	3,443	Troy Aikman	165
Roger Staubach	2,958	Danny White	155
Danny White	2,950	Roger Staubach	153

COMPLETIONS		COMPLETION PCT	
Troy Aikman	2,898	Dak Prescott	66.7%
Tony Romo	2,829	Tony Romo	65.3%
Dak Prescott	2,296	Troy Aikman	61.5%
Danny White	1,761	Danny White	59.7%
Roger Staubach	1,685	Roger Staubach	57.0%

★ YOU COMPLETE ME ★

Dak Prescott has showcased efficiency and accuracy to start 2023, as his 69.4 completion percentage is eighth in the NFL:

NFL Completion Percentage Leaders- 2023

Player	Att	Comp	Comp%
Josh Allen, Buf	175	128	73.1%
Brock Purdy, SF	136	98	72.1%
Tua Tagovailoa, Mia	166	119	71.7%
Justin Herbert, LAC	145	103	71.0%
Lamar Jackson, Bal	143	100	69.9%
Jared Goff, Det	159	111	69.8%
Baker Mayfield, TB	125	87	69.6%
Dak Prescott, Dal	160	111	69.4%

Prescott has completed over 80.0% of his passes in two games in 2023 (vs. NYJ; 81.6% and vs. NE; 82.4%), joining Josh Allen as the only two starting quarterbacks in 2023 with multiple games of a completion percentage at 80%-or-higher.

DAK PRESCOTT NOTES, CONT.

★ DAK'S RECORD WHEN... ★

Since taking over as Dallas' starting quarterback in 2016, Dak Prescott has compiled a 64-38 regular season record in 102 career starts, and he is 2-4 in the postseason. Below is a look at Prescott's record under several different circumstances:

	Regular	Post
Playing at home:	37-15	1-2
Playing on the road:	27-23	1-2
Playing indoors:	34-15	1-2
Playing outdoors:	30-23	1-2
Playing against the NFC East:.....	28-7	
Playing against the NFC (non-NFC East): ..	21-18	2-4
Playing against the AFC:	15-13	
Playing on Thursday:.....	8-5	
Playing on Saturday:.....	2-0	1-1
Playing on Sunday:.....	47-30	0-3
Playing on Sunday night.....	11-8	
Playing on Monday night:	4-1	1-0
Playing on artificial turf:	49-25	1-2
Playing on natural grass:	15-13	1-2
Offense totals over 400 yards:	37-12	1-1
Throws for over 300 yards:	13-8	1-1
Throws for 200-299 yards:	39-17	1-3
Attempts more than 30 passes.....	34-32	2-4
Throws only one touchdown:	18-9	1-3
Throws more than one touchdown:	38-15	1-1
Completes 65.0%-or-more of his passes:....	46-13	2-0
Averages more than 7.0 yards-per-attempt...	49-11	1-2
Has more than one Big Play (25+) passing...	35-15	2-1
Throws no interceptions:	44-11	1-1
Throws one interception:	13-15	1-2
Throws more than one interception:	6-13	0-1
Records at least 100.0 passer rating:	45-7	1-1
Commits no turnovers.....	37-7	1-1
Against teams with winning record:	20-18	1-4
Against teams with .500 record:	13-9	
Against teams with losing record:	31-10	1-0
Has between one-five rush attempts	57-30	0-4
Has five-or-more rush attempts	23-8	2-0
Sacked one time-or-less:	36-11	2-2
Sacked more than once:	28-27	0-2
September:	14-10	
October:	15-8	
November:	15-11	
December:	19-6	
January:.....	1-3	2-4

Team-by-team						
Team	W	L	Pct	Team	W	L Pct
Arizona.....	1	2	.333	Minnesota.....	2	1 .667
Atlanta.....	3	1	.750	New England...2	1	.667
Baltimore.....	1	0	1.000	New Orleans...2	2	.667
Buffalo.....	0	1	.000	N.Y. Giants.....11	2	.846
Carolina.....	1	1	.500	N.Y. Jets.....	1	.500
Chicago.....	2	1	.667	Philadelphia...8	3	.727
Cincinnati.....	1	0	1.000	Pittsburgh.....	1	0 1.000
Cleveland.....	1	1	.500	San Francisco.2	1	.667
Denver.....	0	2	.000	Seattle.....	0	3 .000
Detroit.....	4	0	1.000	Tampa Bay.....	2	2 .500
Green Bay.....	1	3	.250	Tennessee.....	1	1 .500
Houston.....	1	1	.500	Washington.....	9	2 .818
Indianapolis...1	1	1	.500			
Jacksonville...1	1	1	.500	Postseason		
Kansas City...1	1	1	.500	Green Bay.....	0	1 .000
LA Chargers....1	1	1	.500	L.A. Rams.....	0	1 .000
LA Rams.....	1	2	.333	San Francisco.0	2	.000
Las Vegas.....	1	1	.500	Seattle.....	1	0 1.000
Miami.....	1	0	1.000	Tampa Bay.....	1	0 1.000

★ QB WINS ★

In his eighth season as the Dallas Cowboys quarterback, Dak Prescott has proven to be a winner, as his 64 victories rank fourth in team history. His 13 wins in 2016 were the most by a rookie quarterback in NFL history, and his 64 career wins are fourth among quarterbacks since 2016:

Wins by Starting NFL QB - 2016-23				
Player	W	L	T	Win%
Tom Brady, NE/TB.....	79	31	0	.718
Aaron Rodgers, GB/NYJ.....	68	36	1	.652
Patrick Mahomes, KC.....	68	17	0	.800
Dak Prescott, Dal.....	64	38	0	.627
Russell Wilson, Sea/Den.....	63	49	1	.562
Kirk Cousins, Was/Min.....	62	53	2	.538

Since 2016, Prescott owns the second-most wins against his division, going 28-7 in games he has started against the NFC East:

Player	Wins	Player	Wins
Tom Brady, NE/TB.....	31	Patrick Mahomes, KC.....	27
Dak Prescott, Dal.....	28	Aaron Rodgers, GB/NYJ ..26	

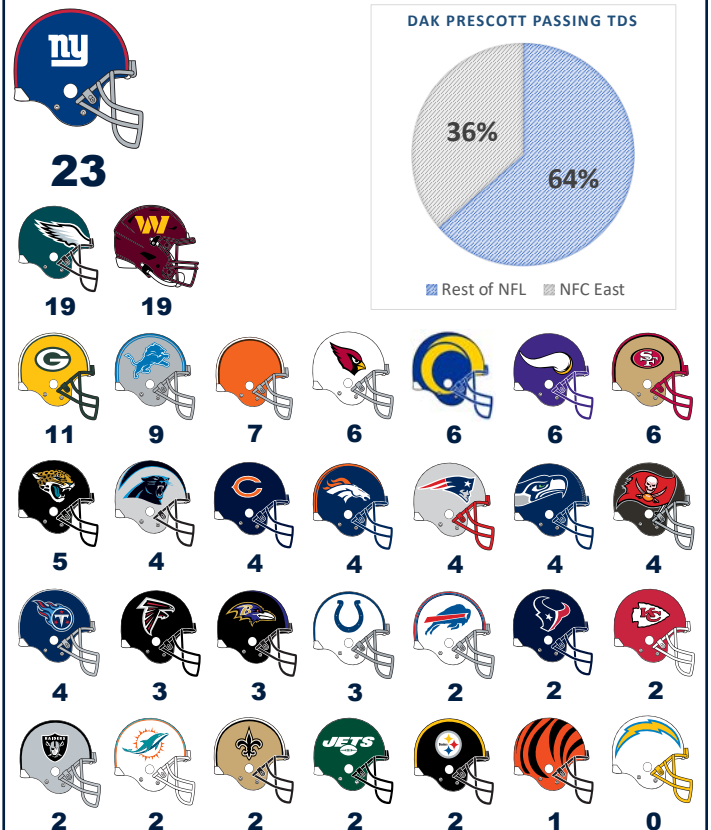
★ MOVING UP THE CHARTS ★

Dak Prescott has 21 games with at least 300 yards through the air - second in Cowboys history:

Player	Games
Tony Romo.....	46
Dak Prescott.....	21
Troy Aikman.....	13
Danny White.....	10
Don Meredith.....	7

★ PRESCOTT TDs BY TEAM ★

Dak Prescott has thrown a touchdown pass against 30 of the other 31 NFL teams in the regular season. Below is a team-by-team breakdown of his touchdowns through the air:



DAK PRESCOTT NOTES, CONT.

★ KEEPING IT 100 ★

Dak Prescott has proven to be a threat with both his legs and his arm during his career. After throwing for 143 yards in the season-opening win at the New York Giants (9/10), Prescott eclipsed 25,000 career passing yards and joined Aaron Rodgers and Patrick Mahomes as the only three players in NFL history with 25,000 passing yards and 1,500 rushing yards in their first 100 career games.

Prescott also became the only quarterback in NFL history with 165 passing touchdowns and 25 rushing touchdowns in his first 100 career games.

Below are several stats from Prescott's career and where Prescott ranks among NFL quarterbacks through 102 career starts:

Dak Prescott QB Stats - NFL Rank Through 102 Starts

Stats	Total	Rank
Completions.....	2,296	6th
Completion Percentage.....	66.7%	8th
Passer Rating.....	97.3	8th
Passing Yards.....	26,004	9th
Passing Touchdowns.....	171	T-18th
Rush TDs by a QB.....	26	15th

★ THIRD DOWN DARLING ★

Dak Prescott's ability to make the play that extends the drive on third down should not be overlooked, as he posted a first down on 47.8% of his third down chances in 2022 - the third-highest third down conversion rate among NFL quarterbacks last season.

Prescott is tied for third among all starting quarterbacks in 2023 with a 48.1% third down conversion rate:

Third Down Conversion Rate - 2023 NFL QBs *min. 25 third down chances*

Player	Att.	Conv.	1stD Pct
Jalen Hurts, Phi.....	60	30	50.0%
Brock Purdy, SF.....	41	20	48.8%
Patrick Mahomes, KC.....	54	26	48.1%
Dak Prescott, Dal.....	52	25	48.1%
Baker Mayfield, TB.....	50	24	48.0%

Third down chances include passing attempts, quarterback rushing attempts and sacks on third down plays this season.

★ PROTECTING DAK ★

In 2023 Dallas is one-of-12 teams to allow 10 sacks-or-less despite being blitzed on 30.2% of its dropbacks (14th-highest in the NFL). Overall, the Cowboys have allowed 58 total pressures, tied for the ninth-fewest in the NFL in 2023, per Pro Football Focus:

Lowest Sack Rate, per PFF - NFL 2023

Team	Prsrs	Team	Prsrs
Miami.....	40	Green Bay.....	54
Tampa Bay.....	46	Seattle.....	54
Las Vegas.....	46	Detroit.....	57
San Francisco.....	52	Dallas.....	58
LA Chargers.....	52	Arizona/Cincinnati.....	58

★ DROPPING BACK ★

Dak Prescott has dropped back to pass 173 times in 2023. In 125 of those dropbacks, Prescott has dropped back without any play fake. Prescott has completed 82-of-114 passes when dropping back without a play fake, a 71.9% completion rate without play action that is second in the NFL:

No Play Action Completion Percentage - NFL 2023

QB, Team	Comp	Att	Comp%
Baker Mayfield, TB.....	62	84	73.8%
Dak Prescott, Dal.....	82	114	71.9%
Tua Tagovailoa, Mia.....	89	124	72.5%
Justin Herbert, LAC.....	75	105	71.4%
Jimmy Garoppolo, LV.....	69	98	71.6%
Josh Allen, Buf.....	94	134	71.4%
Sam Howell, Was.....	115	164	71.4%

★ QB RATINGS AT 100.0 ★

Dak Prescott established the most games with a 100.0 passer rating by a quarterback in a season in team history with 11 in 2016. Prescott has two games with a 100.0 rating in 2023, and his 52 games with at least a 100.0 rating are second in team history:

Career 100.0 QB Rating Games - Cowboys History

Player	Games	Player	Games
Tony Romo.....	67	Roger Staubach.....	37
Dak Prescott.....	52	Danny White.....	33
Troy Aikman.....	44	Craig Morton.....	24

Prescott's 52 games with at least a 100.0 rating from 2016-23 are the second-most 100.0 rating games by a quarterback through eight seasons in NFL history:

100.0 QB Rating Games - First Eight Seasons

Player	Games	Seasons
Russell Wilson.....	65	2012-18
Dak Prescott.....	52	2016-23
Matt Ryan.....	49	2008-15
Patrick Mahomes.....	48	2018-23
Aaron Rodgers.....	48	2007-12
Ben Roethlisberger.....	47	2004-11

★ FOURTH QUARTER WINS ★

Since taking over as the Dallas Cowboys starting quarterback in 2016, Dak Prescott has engineered his share of fourth quarter wins for the club. Included in his 64 regular season wins as a starter are 19 occasions in which he led the team to victory when the club was tied or trailing in the fourth quarter or overtime. Prescott's 19 wins are the second-most by a Dallas signal caller:

4th Quarter/OT Wins - Cowboys

Quarterback	Wins	Quarterback	Wins
Tony Romo.....	24	Roger Staubach.....	13
Dak Prescott.....	19	Danny White.....	11
Troy Aikman.....	15		

Below is a look at each of Prescott's 19 games in which the game was tied or the team trailed in the fourth quarter to pull out the win and his fourth quarter/overtime stats:

Date	Opp	Score	Time Left	Att	Com	Yds	TD	Int	Final Score
9/18/16	@Was	20-23	15:00	7	6	66	0	0	27-23
10/30/16	PHI*	13-23	7:48	20	11	135	2	0	29-23
11/13/16	@Pit	29-30	0:42	11	10	83	0	0	35-30
12/1/16	@Min	7-9	14:11	4	2	26	1	0	17-15
12/18/16	TB	17-20	15:00	6	6	41	0	0	26-20
9/25/17	@Ari	14-14	14:45	3	3	94	1	0	28-17
12/10/17	@NYG	10-10	9:29	6	4	158	2	0	30-10
12/17/17	@Oak	17-17	6:30	6	5	82	0	0	20-17
12/31/17	@Phi	0-0	12:19	9	6	75	1	0	6-0
9/30/18	DET	23-24	2:17	11	7	99	0	0	26-24
11/11/18	@Phi	20-20	7:27	8	7	88	1	0	27-20
11/18/18	@Atl	19-19	1:52	6	4	45	0	0	22-19
12/9/18	PHI*	23-23	1:39	12	11	94	1	0	29-23
12/30/18	@NYG	28-32	3:21	10	5	78	1	0	36-35
9/20/20	Atl	24-36	15:00	21	13	182	1	0	40-39
9/19/21	@LAC	17-17	3:54	8	7	47	0	0	20-17
10/17/21	@NE*	29-29	7:53	5	5	71	1	0	35-29
12/11/22	Hou	20-23	3:20	7	6	79	0	0	27-23
12/24/22	Phi	27-34	9:59	10	7	127	1	0	40-34

**italics indicate overtime and are reflected in the stats totals*

Amongst all NFL quarterbacks, Prescott is tied for the seventh-most game-winning drives from 2016-23:

Game-Winning Drives - NFL (2016-23)

Player	Drives	Player	Drives
Derek Carr.....	28	Ryan Tannehill.....	20
Kirk Cousins.....	24	Dak Prescott.....	19
Matthew Stafford.....	23	Tom Brady.....	19
Russell Wilson.....	22	Drew Brees.....	18
Ben Roethlisberger.....	20	Aaron Rodgers.....	18

**Game Winning Drive = Fourth quarter drive that puts team ahead for the final time*

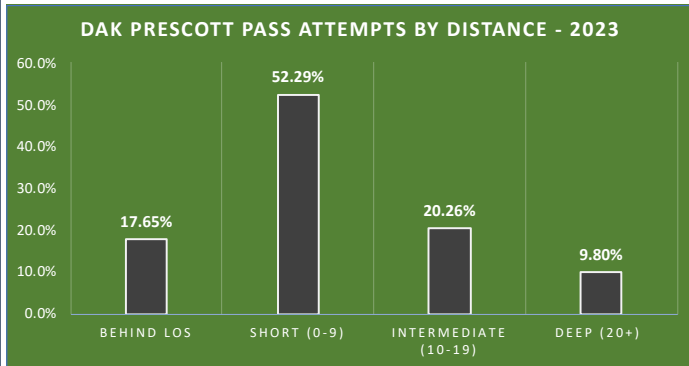
**4th Quarter Comeback = Offense overcomes a deficit to win the game*

Additionally, Prescott is 23-of-28 on pass attempts in overtime in his career, which at 82.1% is the second-highest completion percentage in overtime of any quarterback in Cowboys history, trailing only Troy Aikman (84.8%).

DAK PRESCOTT NOTES, CONT.

★ PASSING DEPTH CHART ★

Below is a chart that details Dak Prescott's attempts by distance for the 2023 season, per *Pro Football Focus*:



Outside Left	Between Numbers	Outside Right
2/5 45 1 TD, 0 INT 112.5 NFL	2/4 41 0 TD, 1 INT 46.9 NFL	3/6 85 1 TD, 0 INT 135.4 NFL
5/7 121 0 TD, 0 INT 113.7 NFL	5/13 108 0 TD, 1 INT 36.7 NFL	4/11 61 0 TD, 0 INT 55.5 NFL
16/19 108 2 TD, 0 INT 125.4 NFL	27/35 201 0 TD, 1 INT 78.4 NFL	21/26 156 0 TD, 1 INT 75.6 NFL
7/7 22 0 TD, 0 INT 79.8 NFL	12/13 80 1 TD, 0 INT 117.9 NFL	7/7 32 0 TD, 0 INT 85.7 NFL

Statistics: COM/ATT
YDS (YAC)

★ FOUR STAR RATING ★

Dak Prescott reached 1,500 pass attempts in the first week of 2019, qualifying him for the all-time NFL passing record books. Prescott ranks ninth in NFL annals in QB Rating, edging out Tony Romo (97.1) as the highest-rated passer in Cowboys history:

All-Time NFL Quarterback Rating

Player	Att	Cmp	Pct	Yds	TD	Int	Ratio	Rate
Patrick Mahomes	3,177	2,108	66.4	25,528	202	53	3.81	105.1
Aaron Rodgers	7,661	5,001	65.3	59,005	475	105	4.52	103.6
Deshawn Watson	2,020	1,350	66.8	16,319	115	43	2.67	101.5
Russell Wilson	5,381	3,480	64.7	41,793	319	100	3.19	100.4
Drew Brees	10,551	7,142	67.7	80,358	571	243	2.35	98.7
Jimmy Garoppolo	1,851	1,253	67.7	15,206	93	49	1.90	98.4
Kirk Cousins	5,070	3,386	66.8	38,638	265	109	2.43	98.0
Joe Burrow	1,727	1,167	67.6	12,819	87	34	2.56	97.9
Dak Prescott	3,443	2,296	66.7	26,004	171	69	2.48	97.3
Tom Brady	12,050	7,753	64.3	89,214	649	212	3.06	97.2



Prescott was awarded the Walter Payton Man of the Year Award for the 2022 season. Prescott was the fourth player in franchise history to win the award, joining Roger Staubach (1978), Troy Aikman (1997) and Jason Witten (2012). As the winner, Prescott received a \$250,000 donation to his Faith Fight Finish (FFF) Foundation, and he will wear a patch depicting the trophy on his uniform for the rest of his playing career.

★ ZERO TO 400, REAL QUICK ★

Dak Prescott has nine career 400-yard games, a franchise record and tied with Patrick Mahomes for the most by any passer since 2016:

Player	400-Yd Games
Dak Prescott	9
Patrick Mahomes	9
Kirk Cousins	7
Tom Brady	7

Prescott's nine 400-yard games are also tied for the second-most by any passer in the first eight seasons of a career:

Player	Seasons	400-Yd Games
Dan Marino	1983-90	10
Dak Prescott	2016-23	9
Patrick Mahomes	2018-23	9
Matthew Stafford	2009-15	7

Dak Prescott Career 400-Yard Games

Opp, Date	Att	Com	Yards	W/L
vs. Cle, 10/4/20	58	41	502	L
at Sea, 9/27/20	57	37	472	L
vs. GB, 10/6/19	44	27	463	L
vs. Phi, 12/9/18	54	42	455	W
vs. Atl, 9/20/20	47	34	450	W
at NE, 10/17/21	51	31	445	W
at Det, 11/17/19	46	29	444	W
vs. NYG, 9/8/19	32	25	405	W
at TB, 9/9/21	58	42	403	L

Prescott is the only quarterback in Cowboys history to pass for 400 yards in consecutive games, and his three-game streak is tied with Ryan Fitzpatrick (2018) for the longest streak in NFL history.

Prescott set an NFL record by passing for at least 450 yards in three straight games (vs. Atl, 9/20/20 - vs. Cle, 10/4/20), surpassing Jameis Winston (two game streak in 2019):

Prescott's 1,424 yards over the three-game stretch (vs. Atl, 9/20/20 - vs. Cle, 10/4/20) are the most by any NFL quarterback over a three-game stretch in league history.

★ PRESCOTT TARGETS ★

In 2023 Dak Prescott has completed 111-of-160 passes for 1,061 yards, five touchdowns and four interceptions. Below is a breakdown of Prescott's targets by position and player in 2023:

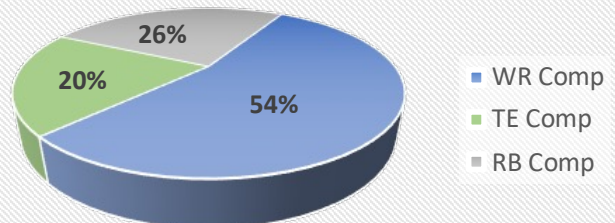
Position Breakdown

Comp.	Yds	TD	Comp.	Yds	TD
WR..... 60	706	2	RB..... 29	176	1
TE..... 22	179	2			

Player Breakdown by Completions

Player	Com	Yds	TD	Player	Com	Yds	TD
C. Lamb..... 27	358	1	J. Tolbert..... 5	51	0		
J. Ferguson... 20	175	1	R. Dowdle..... 5	50	1		
T. Pollard..... 19	96	0	D. Vaughn..... 4	18	0		
M. Gallup..... 14	173	0	L. Schoonmaker 1	1	1		
B. Cooks..... 9	73	0	P. Hendershot.. 1	3	0		
K. Turpin..... 5	51	1	H. Luepke..... 1	12	0		

Dak Prescott 2023 Completions by Position



CEEDEE LAMB NOTES



Career Statistics

287

Receptions

**most by Cowboys player through 54 games*

3,754

Receiving Yards

**second-most by Cowboys player through 54 games*

4

Games with 10-Plus Catches

**most in a Cowboys player's first four seasons*



★ NO SILENCING THIS LAMB ★

CeeDee Lamb started his Cowboys career loudly, passing Bob Hayes (46) and establishing a franchise record for the most receptions by a Cowboys rookie (74). He finished with the third-most receptions in a season in team history in 2022 (107), and Lamb's 287 career receptions are the most by a Cowboy through 54 career games:

Most Receptions by a Cowboy in First 54 Career Games

Player	Seasons	Rec
CeeDee Lamb	2020-23	287
Dez Bryant.....	2010-13	261
Jason Witten.....	2003-06	214
Herschel Walker.....	1986-89	211

★ CEEDEE'S BIG PLAYS ★

CeeDee Lamb is no stranger when it comes to big plays. After tying for third in the NFL with 24 big play receptions in 2022, Lamb has reeled in eight receptions of 20-plus yards in 2023, which is tied for eighth in the NFL:

20-Plus Yard Reception Leaders - NFL 2023

Player	Rec	Player	Rec
Justin Jefferson, Min.....	14	Josh Reynolds, Det.....	10
DJ Moore, Chi.....	12	Tyreek Hill, Mia.....	9
Nico Collins, Hou.....	11	CeeDee Lamb, Dal.....	8
A.J. Brown, Phi.....	10	Keenan Allen, LAC.....	8
Puka Nacua, LAR.....	10	George Pickens, Pit.....	8

Eight of Lamb's 27 receptions have been 20-or-more yards. Out of receivers with at least 20 receptions in 2023, Lamb's big play reception percentage of 29.6% is ninth among NFL wide receivers.

★ ON THE LAMB ★

CeeDee Lamb quickly rose to the No. 1 receiver spot for the Dallas Cowboys. Lamb recorded five 100-yard receiving games in 2022 and tallied his first 100-yard game against the N.Y. Jets in Week 2, giving him 11 for his career:

CeeDee Lamb Career 100-Yard Rec Games

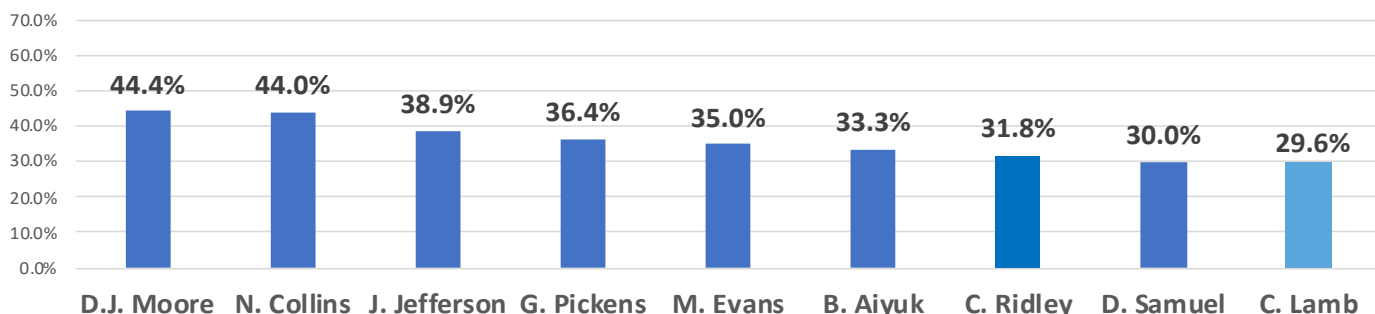
Opp, Date	Rec Yds
at GB, 11/13/22.....	150
at NE, 10/17/21.....	149
vs. NYJ, 9/17/23.....	143
at Jax, 12/18/22.....	126
vs. NYG, 10/11/20.....	124
vs. Phi, 12/24/22.....	120
at Min, 10/31/21.....	112
vs. Atl, 9/20/20.....	106
vs. NYG, 11/24/22.....	106
at TB, 9/9/21.....	104
at Ten, 12/29/22.....	100

Lamb's 11 career 100-yard receiving games are the third-most 100-yard games by a Cowboys player through 54 career contests:

Most 100-Yard Receiving Games Through 54 Career Games Cowboys History

Player	100-Yd Gms	Player	100-Yd Gms
Bob Hayes.....	16	Dez Bryant.....	9
Michael Irvin.....	12	Drew Pearson.....	9
CeeDee Lamb.....	11	Michael Gallup.....	7

20+ Yd Reception Percentage - NFL 2023 min. 20 receptions



CEEDEE LAMB NOTES, CONT.

★ CEEDEE'S BREAKDOWN ★

Below is a chart detailing CeeDee Lamb's receptions in 2023, *Pro Football Focus*:

Outside Left	Between Numbers	Outside Right
2/2 (0) 95.0 45 (2) 1 TD, 0 INT 158.3 NFL	1/1 (0) 91.0 20 (0) 0 TD, 0 INT 118.8 NFL	0/0 (0) 90.9 0 (0) 0 TD, 0 INT 20*
2/2 (0) 92.2 70 (41) 0 TD, 0 INT 118.8 NFL	2/4 (1) 67.3 60 (36) 0 TD, 0 INT 95.8 NFL	3/7 (0) 86.6 46 (4) 0 TD, 0 INT 65.2 NFL
2/2 (0) 73.7 18 (9) 0 TD, 0 INT 104.2 NFL	5/5 (0) 71.7 35 (5) 0 TD, 0 INT 95.8 NFL	3/5 (0) 74.2 14 (9) 0 TD, 0 INT 64.6 NFL
2/2 (0) 75.5 10 (14) 0 TD, 0 INT 87.5 NFL	3/3 (0) 62.2 8 (19) 0 TD, 0 INT 79.2 NFL	1/1 (0) 60.5 0 (1) 0 TD, 0 INT 79.2 NFL

Statistics: REC/TGT (Drops)
YDS (YAC)

★ CEEDEE'S TDs ★

CeeDee Lamb reeled in his first touchdown grab of 2023 against New England (10/1). It was Lamb's 21st career touchdown reception, the fourth-most touchdown receptions in a Cowboys player's first four seasons:

Most Receiving Touchdowns In First Four Seasons Cowboys History

Player	Rec TD	Player	Rec TD
Bob Hayes	45	Michael Irvin	20
Dez Bryant	40	Terrance Williams	20
Tony Hill	24	Alvin Harper	18
CeeDee Lamb	21	Drew Pearson	18

★ YOUNG LAMB ★

CeeDee Lamb established himself as a top-tier wide receiver in 2022. He was the third Cowboys player with 100 receptions in a season and by far the youngest player in franchise history (23) to surpass 100 receptions in a season:

Youngest Players with 100 Receptions - Cowboys History

Player, Season	Rec.	Age
CeeDee Lamb, 2022	107	23
Michael Irvin, 1995	111	29
Jason Witten, 2012	110	30

Lamb was also one-of-nine players - 11th instance - in the last 15 years to record 100 receptions at 23 years-or-younger.

Player	Age	Player	Age
Justin Jefferson, 2021	22	Jarvis Landry, 2015	23
Christian McCaffrey, 2018	22	Brandon Marshall, 2007	23
JuJu Smith-Schuster, 2018	22	Christian McCaffrey, 2019	23
DeAndre Hopkins, 2015	23	Amon-Ra St. Brown, 2022	23
Justin Jefferson, 2022	23	Jaylen Waddle, 2021	23
CeeDee Lamb, 2022	23		

★ CATCH ME IF YOU CAN ★

CeeDee Lamb reeled in 11 receptions against the N.Y. Jets (9/17), giving him four career games with double-digit catches. He is the first player in Cowboys history with four games of 10-plus catches in his first four seasons. Below are Lamb's four career games with 10-plus receptions:

CeeDee Lamb Games with 10-Plus Receptions

Opp/Date	Rec.	Yds
NYJ, 9/17/23	11	143
@GB, 11/13/22	11	150
@Ten, 12/29/22	11	100
Phi, 12/24/22	10	120

Lamb's three regular season games with 10-or-more receptions in 2022 tied Jason Witten (2010) and Michael Irvin (1995) for the most 10-catch games in a season in team history.

Lamb is also one-of-seven NFL receivers with at least three games of 10-plus receptions and 100 receiving yards since the start of 2022:

Most Games with 10 Rec, 100 Yds - NFL 2022-23

Player	Games	Player	Games
Justin Jefferson, Min	7	Ja'Marr Chase, Cin	4
Tyreek Hill, Mia	5	Cooper Kupp, LAR	3
CeeDee Lamb, Dal	4	Davante Adams, LV	3
Stefon Diggs, Buf	4		

Lamb's four games with at least 10 receptions and 100 receiving yards are tied with Miles Austin for fourth in franchise history:

Most Games with 10 Rec, 100 Yds - Cowboys History

Player	Games	Player	Games
Michael Irvin	7	CeeDee Lamb	4
Jason Witten	6	Miles Austin	4
Amari Cooper	5	Dez Bryant	3

★ RECEPTION PERCENTAGE ★

In addition to putting up monstrous numbers when it comes to yards and receptions, CeeDee Lamb has shown his efficiency as a receiver early in 2023.

Lamb has caught 27 of the 35 passes thrown to him, a 77.1% reception percentage that is ninth in the NFL:

Reception Percentage - 2023 (min. 25 targets)

Player, Team	Tgts	Rec.	Rec%
Curtis Samuel, Was	27	23	85.2%
Adam Thielen, Car	46	38	82.6%
Keenan Allen, LAC	43	35	81.4%
Brandon Aiyuk, SF	26	21	80.8%
Terry McLaurin, Was	31	25	80.6%
Stefon Diggs, Buf	49	39	79.6%
DJ Moore, Chi	34	27	79.4%
Amon-Ra St. Brown, Det	33	26	78.8%
CeeDee Lamb, Dal	35	27	77.1%
Josh Downs, Ind	30	23	76.7%

★ SLOT VS. WIDE OUT ★

CeeDee Lamb has been a versatile weapon in his first three seasons, splitting time at both slot receiver and on the outside. Lamb led the NFL in receiving yards out of the slot (867) in 2022, and in 2023 he ranks 14th in the league with 139 yards out of the slot.

Below are Lamb's stats in 2023 when lining up in the slot position compared to lining up on the outside:

CeeDee Lamb - 2023

Slot	Outside
Routes: 112	Routes: 46
Targets: 17	Targets: 18
Receptions: 11	Receptions: 16
Receiving Yards: 139	Receiving Yards: 219
TD: 0	TD: 1

TONY POLLARD NOTES



2023 Stats (NFL RB Rank)

100 Touches (4th)

81 Carries (9th)

340 Rushing Yards (10th)

87.2 Scrimmage YPG (11th)

★ YARDS AFTER CONTACT ★

Tony Pollard has punished opposing defenses after initial contact in 2023, totaling 223 yards after contact on rushes, good for 11th in the NFL this season per PFF:

Rushing Yards After Contact - NFL 2023

Player, Team	YAC	Player, Team	YAC
Christian McCaffrey, SF	357	Isiah Pacheco, KC	253
Travis Etienne Jr., Jax	308	James Conner, Ari	239
De'Von Achane, Mia	282	David Montgomery, Det	235
Derrick Henry, Ten	266	Bijan Robinson, Atl	224
Breece Hall, NYJ	259	Tony Pollard, Dal	223
Zack Moss, Ind	255	D'Andre Swift, Phi	218

Overall, Dallas ball carriers have rushed for 436 yards after initial contact, sixth in the league:

Team Rushing Yards After Contact - NFL 2023

Team	YAC	Team	YAC
Miami	615	Philadelphia	448
San Francisco	531	Baltimore	444
Cleveland	466	Dallas	436

★ BIG PLAY WAITING TO HAPPEN ★

Tony Pollard is no stranger to explosive plays, even before he became the Cowboys No. 1 back in 2023. Since 2020 Pollard has tallied five touchdown runs of 40-plus yards, tied for the most in the NFL in that span:

Most 40-Plus Yard Rushing TDs - 2020-23

Player	40-Yd TD	Player	40-Yd TD
Tony Pollard, Dal	5	Derrick Henry, Ten	5
Jonathan Taylor, Ind	5	Nick Chubb, Cle	4

Since the start of 2022, Pollard has 12 rushes of 20-plus yards, tied with Derrick Henry and Kenneth Walker for second in the NFL and trails only Nick Chubb's 14 big play runs in the last two seasons.

★ KEEP IT ¹⁰⁰ PART 2 ★

Tony Pollard recorded his first 100-yard rushing game of the season last week at Arizona (9/24). Pollard has seven career games with 100-plus rushing yards, 10th all-time among Cowboys running backs:

Tony Pollard Career 100-Yard Rushing Games

Opp, Date	Att.	Rush Yds
vs. LAR, 12/15/19	12	131
vs. Chi, 10/30/22	14	131
at Ari, 9/24/23	23	122
at GB, 11/13/22	22	115
at LAC, 9/19/21	13	109
at NYG, 9/26/22	13	105
vs. Mia, 9/22/19	13	103

★ CAN'T TOUCH THIS ★

Tony Pollard led the Cowboys with 1,007 rushing yards on 193 carries (5.2 avg.) while adding 39 receptions for 371 yards in 2022. Pollard's 5.9 yards-per-touch led all NFL running backs in 2022 - min. 150 touches.

In 2023, Head Coach Mike McCarthy has relied on Pollard to be the Cowboys workhorse out of the backfield. Pollard is fourth in the NFL with 100 touches in 2023:

Offensive Touches - NFL 2023

Player, Team	Touches	Player, Team	Touches
Christian McCaffrey, SF	119	Tony Pollard, Dal	100
Travis Etienne Jr, Jax	113	Joe Mixon, Cin	97
Josh Jacobs, LV	105	Zack Moss, Ind	97

Pollard's 100 touches are the most by a Cowboys player through the first five games of a season since Ezekiel Elliott had 113 touches in the first five contests in 2020.

Pollard is ninth among NFL running backs with 436 scrimmage yards. Pollard has totaled 100 scrimmage yards in two games in 2023 (NYJ, 9/17 and at Ari, 9/24), giving him 14 career games with 100-plus scrimmage yards.

★ LOWERING THE SHOULDER ★

While being known for his quick and elusive running style, Tony Pollard has been efficient for Dallas in short yardage situations. On third/fourth down and one, Pollard has converted for a first down on five out of seven rushing attempts (71.4%). Pollard's 71.4% first down conversion rate on third/fourth down and one is sixth among running backs:

3rd/4th and 1 Rushing Conversion Pct. - 2023 min. five attempts

Player	Att.	Conv.	Pct%
Kyren Williams, LAR	8	7	87.5%
Zack Moss, Ind	7	6	85.7%
Christian McCaffrey, SF	6	5	83.3%
David Montgomery, Det	6	5	83.3%
Kenneth Walker III, Sea	5	4	80.0%
Tony Pollard, Dal	7	5	71.4%
Isiah Pacheco, KC	6	4	66.7%
Rhamondre Stevenson, NE	6	4	66.7%

★ COMPLETE BACK ★

Tony Pollard is asked to play a pivotal role in pass protection, picking up blitzers and helping combat opposing rushers. Pollard has improved each season as his workload as a pass protector increases. In 2023 Pollard's 98.1% pass block efficiency is the highest of his career:

Year	Pass Blk Snps	Eff%	Year	Pass Blk Snps	Eff%
2023	30 (t-7th)	98.1%	2020	39 (t-40th)	94.7%
2022	62 (22nd)	94.2%	2019	9 (t-99th)	87.5%
2021	39 (47th)	87.5%			

OFFENSIVE NOTES

★ 40-BURGER ★

Dallas is no stranger when it came to lighting up the scoreboard in 2023, as it ranks fourth in points-per-game (31.0). The Cowboys scored at least 40 points in four games in 2022 - most in the NFL - and scored 40 points in the season-opening shutout win at the New York Giants (9/10):

Dallas Cowboys 40-Point Games - 2022-23

Opp, Date	Score
vs. Chi, 10/30/22	49-29
at Min, 11/20/22	40-3
vs. Ind, 12/4/22	54-19
vs. Phi, 12/24/22	40-34
at NYG, 9/10/23	40-0

Since Head Coach Mike McCarthy arrived in 2020, the Cowboys have the most 40-point outings (12 games) among NFL teams. Ten of those 12 40-point games came from 2021-23:

Most 40-Point Games - NFL 2020-23

Team	40+ Gms	Player	40+ Gms
Dallas	12	Tampa Bay	7
Kansas City	8	Green Bay	6
Buffalo	8		

★ THIRD DOWN SUCCESS ★

Dallas has been exceptional on third down to start the 2023 season. The Cowboys are third in the NFL with a 49.3% third down conversion rate:

Third Down Conversion Percentage - NFL 2023

Team	3DAtt	3DConv.	3DPct
Kansas City	68	35	51.5%
Philadelphia	73	37	50.7%
Dallas	73	36	49.3%
Buffalo	63	31	49.2%
San Francisco	54	26	48.1%
Tampa Bay	57	27	47.4%

Below is a breakdown of the Cowboys third down conversions by distance in 2023:

3rd & Short (<4 Yds)	3rd & Med (4-6 Yds)	3rd & Long (>6 Yds)	3rd & 10+ (2-13)
16-25 (64.0%)	13-20 (65.0%)	7-28 (25.0%)	2-13 (15.4%)
Rank: 16th	Rank: 4th	Rank: 14th	Rank: t-18th

★ POINTS OFF TAKEAWAYS ★

The Cowboys defense is tied for second in the NFL with 11 takeaways in 2023. Dak Prescott and the Dallas offense have capitalized on those takeaways, as the Cowboys rank second in the NFL with 38 points off 11 takeaways:

Most Points Off Takeaways - 2023 NFL

Team	Takeaways	Points	Pct of Tot Pts Scored on TAs
Buffalo	13	40	25.2%
Dallas	11	38	28.4%
Pittsburgh	11	36	45.6%
Detroit	7	35	23.6%
N.Y. Jets	9	33	35.5%
Seattle	6	31	27.9%

★ TAKE CARE (FT. COWBOYS) ★

One portion of Dallas' complementary football formula is its ability to take care of the ball on offense. The Cowboys are tied for eighth in the NFL with five giveaways in :

Dallas' five giveaways in 2023 are tied for the third-fewest turnovers through five games in any season in franchise history:

Fewest Turnovers Through Five Games - Cowboys History

Season	TO	Season	TO
2022	2	2021	5
2016	3	1968	5
2023	5		

★ SUSTAINING SUCCESS ★

Due to a high third down conversion rate, the Cowboys have sustained long drives in 2023. After finishing with the 17th-most 10-play drives (31) in 2022, Dallas leads the NFL in 2023 with 16 different 10-play drives and have cashed in for points on all but one of those 10-play drives:

Most 10-Play Drives - NFL 2023

Team	10-Play Dr	TDs	FGs	Tot Scores	Efficcy
Dallas	17	6	10	16	94.1%
Philadelphia	15	4	9	13	86.7%
Kansas City	14	6	5	11	78.6%
N.Y. Giants	14	2	4	6	42.9%

The Cowboys have scored on 23 possessions in 2023. On scoring drives, Dallas is averaging 9.96 plays-per-drive, tied for the most plays-per-scoring drive in the NFL this season:

Plays-Per-Scoring Drive - NFL 2023

Season	Avg. Plys	Season	Avg. Plys
Dallas	9.96	Carolina	9.60
LA Rams	9.96	Minnesota	9.38
Atlanta	9.95	Las Vegas	9.20

★ YAC ATTACK ★

In 2023 the Dallas Cowboys have put an emphasis on distributing the ball quickly to their playmakers in space. According to TruMedia, the Dallas Cowboys have fourth-fewest air yards-per-attempt (6.6) in the NFL this season:

Fewest Air Yards-Per-Attempt - NFL 2023

Team	Att	Air Yds	AY/Att
Cincinnati	198	1,238	6.3
Seattle	129	811	6.3
N.Y. Giants	166	1,045	6.3
Dallas	165	1,085	6.6
Carolina	202	1,389	6.9

Due to short passes, Cowboys pass catchers have made up for it with yards after the catch. Dallas is 10th in yards after the catch (567):

Team Yards After Catch - NFL 2023

Team	YAC	Team	YAC
Miami	879	Buffalo	595
Kansas City	704	Cincinnati	592
Houston	660	Washington	572
Minnesota	633	Chicago	568
Denver	596	Dallas	567

★ YARDS AFTER THE CATCH - GxG ★

Head Coach Mike McCarthy's West Coast principles have shown up early in 2023. After ranking 24th in yards after the catch in 2022, Dallas is 10th in the NFL with 567 YAC during 2023. Below is a game-by-game breakdown of Dallas' YAC during 2023:

DALLAS COWBOYS YARDS AFTER THE CATCH - 2023



OFFENSIVE NOTES, CONT.

★ 1ST DOWN RUNS ★

On 143 first down plays in 2023, Dallas has rushed the ball 83 times, a 58.0% first down rushing rate that is sixth in the NFL. The Cowboys have gained at least four yards on 39 first down rushes, good for fifth in the NFL:

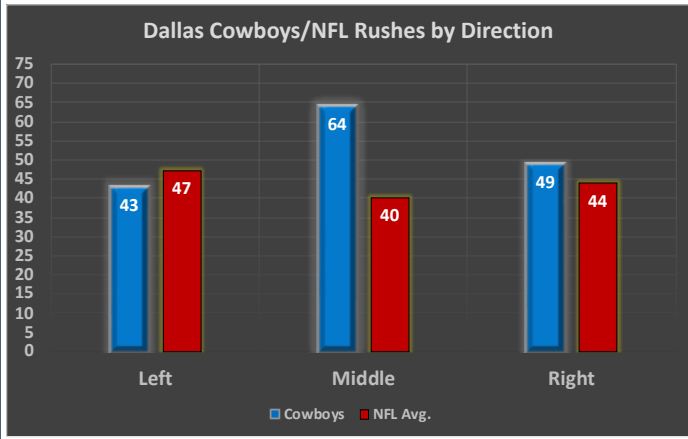
Team	1D Plys	1D Rush Att.	4+ Yd Rsh
Miami	159	86	44
San Francisco	153	94	44
Philadelphia	154	86	42
Detroit	147	86	41
Dallas	143	83	39
Atlanta	146	82	38
Tennessee	128	71	38

★ JUST KEEP RUNNING ★

Through five weeks in 2023, Dallas is 10th in rushing with 124.4 rushing yards-per-game. Below are the Cowboys carries by direction in 2023, where they rank in the NFL and the NFL average:

Dallas Cowboys Rushing By Location in 2023 (NFL rank)

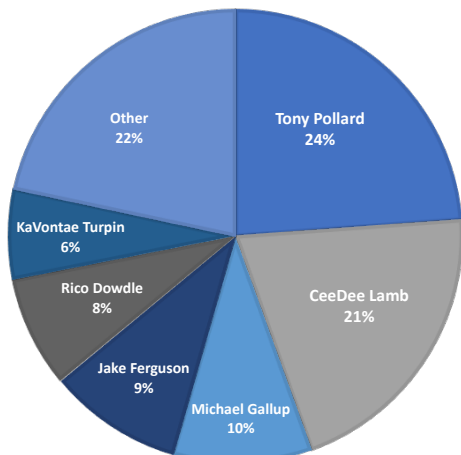
Left	43 (19th)
Middle	64 (4th)
Right	49 (11th)



★ DIVIDING UP THE PIE ★

Head Coach Mike McCarthy has a plethora of weapons at his disposal. Below is a breakdown of the percentage of yards gained by player in 2023:

Dallas Cowboys Offensive Breakdown - 1,711 Gross Yards



★ OFFENSIVE LINE SHUFFLE ★

The chart below shows the average age and experience of the Cowboys expected offensive line going into Week 1 versus the starting combination in each week of the season:

Expected Offensive Line Entering 2023 Season

	LT	LG	C	RG	RT
	Tyron Smith	Tyler Smith	T. Biadasz	Z. Martin	T. Steele
Age	32	22	25	32	26
Exp.	13	2	4	10	4
Avg. Age -	27.4 years				
Avg. Exp.-	6.6 years				

Offensive Line in Week 1 at N.Y. Giants

	LT	LG	C	RG	RT
	Tyron Smith	C. Edoga	T. Biadasz	Z. Martin	T. Steele
Age	32	26	25	32	26
Exp.	13	5	4	10	4
Avg. Age -	28.2 years				
Avg. Exp.-	7.2 years				

Offensive Line in Week 2 vs. N.Y. Jets

	LT	LG	C	RG	RT
	Tyron Smith	C. Edoga	T. Biadasz	Z. Martin	T. Steele
Age	32	26	25	32	26
Exp.	13	5	4	10	4
Avg. Age -	28.2 years				
Avg. Exp.-	7.2 years				

Offensive Line in Week 3 at Arizona

	LT	LG	C	RG	RT
	C. Edoga	Tyler Smith	B. Hoffman	T.J. Bass	T. Steele
Age	26	22	24	24	26
Exp.	5	2	1	R	4
Avg. Age -	24.4 years				
Avg. Exp.-	2.6 years				

Offensive Line in Week 4 vs. New England

	LT	LG	C	RG	RT
	C. Edoga	Tyler Smith	T. Biadasz	Z. Martin	T. Steele
Age	26	22	25	32	26
Exp.	5	2	4	10	4
Avg. Age -	26.2 years				
Avg. Exp.-	5.0 years				

Offensive Line in Week 5 at San Francisco

	LT	LG	C	RG	RT
	Tyron Smith	Tyler Smith	T. Biadasz	Z. Martin	T. Steele
Age	32	22	25	32	26
Exp.	13	2	4	10	4
Avg. Age -	27.4 years				
Avg. Exp.-	6.6 years				

★ TIME OF POSSESSION ★

Part of Mike McCarthy's complementary football formula is dominating the time of possession. The Cowboys held the ball for 42:15 against the N.Y. Jets (9/17), the second-highest mark for a non-overtime, regular season game in franchise history. The only higher time of possession for a Cowboys non-overtime game was in 1983 against Philadelphia (10/16, 43:43).

In 2023, Dallas is averaging 32:17 in time of possession, good for sixth in the NFL this season:

Time of Possession Leaders - NFL 2023

Team	TOP	Team	TOP
Cleveland.....	34:59	Jacksonville	32:59
Dallas.....	34:54	Detroit.....	32:39
Buffalo.....	33:56	Dallas.....	32:17

SECONDARY NOTES



2023 PASS DEFENSE STATS

7

Interceptions
(T-3rd)

74.4 168.6

Passer Rating Against Net Passing Yards/Game
(4th) (2nd)

★ NOT SO BLAND ★

The Dallas Cowboys selected cornerback DaRon Bland in the fifth round (167th overall) of the 2022 NFL Draft. As a rookie, Bland filled in as a starter at both nickel corner and outside corner due to injuries. Bland stepped up for the Dallas secondary, tying for second among NFL rookies with five interceptions, and his five picks were the most by a Cowboys rookie since 2002 (Roy Williams and Derek Ross).

Bland is up to the task once again in 2023, as he was thrust into the starting outside cornerback role when All-Pro corner Trevon Diggs was lost to a season-ending knee injury.

Bland is tied for the league-lead with three interceptions in 2023. He also has more interceptions (eight) than any other player since entering the league in 2022:

Interceptions - NFL 2022-23

Player	INT	Player	INT
DaRon Bland, Dal	8	Talanoa Hufanga, SF	6
Jessie Bates III, Cin/Atl	7	Patrick Peterson, Min/Pit .6	6
Minkah Fitzpatrick, Pit	6	Justin Simmons, Den	6
C.J. Gardner-Johnson, Det .6	6	Riq Woolen, Sea	6
Tashaun Gipson Sr, SF	6	Levi Wallace, Pit	6

★ NOT JUST ONE ★

In his young career, DaRon Bland has two games with multiple interceptions (vs. Indianapolis, 12/4/22 and vs. New England, 10/1/23). Bland is one-of-four players in franchise history with two multi-interception games in his first two seasons:

Most Multi-Interception Games in First Two Seasons Cowboys History

Player	Games	Player	Games
Everson Walls, 1981-82	5	<i>Trevon Diggs, 2020-21</i> ...2	2
Mike Gaechter, 1962-63	2	DaRon Bland, 2022-23 ..2	2

★ GILLY LOCK ★

The Dallas Cowboys added a lockdown corner when they traded a 2023 fifth round pick to the Colts for the former 2019 NFL Defensive Player of the Year, Stephon Gilmore, who has added a veteran presence to the Dallas secondary.

In his first game as a Dallas Cowboy, Gilmore recorded his 30th career interception, the fifth-most among active players.

NFL Pass Defense Leaders - Active Players

Interceptions	Pass Breakups
1. Patrick Peterson (35)	1. Darius Slay (137)
2. Harrison Smith (34)	2. Stephon Gilmore (132)
3. Tashaun Gipson Sr. (33)	3. Patrick Peterson (117)
Marcus Peters (32)	4. Kareem Jackson (109)
5. Stephon Gilmore (30)	5. James Bradberry (101)
Tyrann Mathieu (30)	

★ LOOK AWAY ★

Dallas is second in the NFL with seven interceptions and seventh with 21 pass breakups. Opposing quarterbacks have struggled against the Cowboys secondary, as Dallas' 74.4 opponent passer rating ranks third in the NFL.

When targeted before his season-ending injury in Week 3, Diggs allowed a passer rating of 1.0. Second-year corner DaRon Bland has stepped right in, and when targeted has allowed a passer rating of 30.7, good for second in the league:

Passer Rating Against (min. 75 coverage snaps) - 2023

Rnk Player, Team	Tgt	INT	PsRtingAg
1. Joey Porter Jr, Pit	7	1	0.0
2. DaRon Bland, Dal	19	3	30.7
3. Ahkello Witherspoon, LAR	22	2	36.7
4. DJ Turner II, Cin	12	0	42.4
5. Paulson Adebo, NO	14	1	48.8
6. Martin Emerson Jr., Cle	14	0	50.9
7. Steven Nelson, Hou	17	2	54.2
8. Marshon Lattimore, NO	22	1	59.3

★ TO THE HOUSE ★

DaRon Bland is one-of-three players with three interceptions in 2023. Bland returned two of his interceptions for touchdowns, becoming the third corner in Cowboys history with multiple pick-sixes in the same season, joining Trevon Diggs (two) in 2021 and Larry Brown (two) in 1995.

Along with being tied for the league lead in interceptions (three), Bland is the only player in the NFL this season with two pick-sixes. He is also one-of-seven players in the last decade to record multiple pick-sixes in his first two seasons:

Most Pick-Sixes in First Two Seasons - 2014-23

Player, Seasons	INT TD	Player, Seasons	INT TD
Eddie Jackson, Chi	3	Desmond King, LAC	2
DaRon Bland, Dal	2	Deion Jones, Atl	2
<i>Trevon Diggs, Dal</i>	2	Marcus Peters, KC	2
Minkah Fitzpatrick, Mia/Pit	2		

★ JACK OF ALL TRADES ★

After playing primarily as a nickel corner in 2022, Bland was forced to move to the outside in Week 3 after Trevon Diggs suffered a season-ending knee injury. Below are his snap counts when lining up in the secondary, per PFF (does not include special teams or lining up in the box):

	NCB	CB	S	Total
Week 1 at NYG	47	1	0	48
Week 2 vs. NYJ	24	0	0	24
Week 3 at ARI	2	47	0	49
Week 4 vs. NE	3	40	0	43
Week 5 at SF	1	55	0	56

MICAH PARSONS NOTES



BY THE NUMBERS

30.5 Career Sacks
*fifth in the NFL since 2021

186 Career Pressures
*third in the NFL since 2021, per PFF

21.1 Pressure Percentage
*leads all edge defenders since 2021



2023 DALLAS COWBOYS

★ THE LIONBACKER ★

Micah Parsons proved to be explosive off the edge in his first two seasons with Dallas. Parsons led the NFL with 90 quarterback pressures and a league high 19.3% pressure percentage in 2022.

Parsons has not slowed down in 2023. His 29 pressures are third in the NFL. He has also pressured quarterbacks on 20.4% of his pass rushes, fourth among all NFL defenders.

Quarterback Pressures, PFF 2023

Player	Pressures	Ps Rush	Prsr%
Aidan Hutchison, Det	35	210	16.7%
Maxx Crosby, LV	34	182	18.7%
Micah Parsons, Dal	29	142	20.4%
Chase Young, Was	27	129	20.9%
T.J. Watt, Pit	27	179	15.1%
Nick Bosa, SF	27	159	17.0%

NFL Next Gen Stats clocked Parsons at an average pass rush get-off of 0.57 seconds against the N.Y. Jets (9/17) – the fastest of any player in a game over the last two years.

Parsons also led all NFL players in Week 4 with 10 pressures in the win over New England (10/1).

★ BEWARE OF THE LION ★

Micah Parsons is one of the game's top pass rushers, and he led the league in pass rush win rate (30%) in 2022. Through five games in 2023, Parsons is third in the NFL in pass rush win rate (30%), which occurs when a defender beats his block in less than 2.5 seconds:

Pass Rush Win Rate - NFL 2023

Rk	Player, Team	Wins	Plays	PRWR
1.	Boye Mafe, Sea	16	46	35%
2.	Bradley Chubb, Mia	26	85	31%
3.	Micah Parsons, Dal	23	76	30%
4.	Myles Garrett, Cle	15	51	29%
5.	Will Anderson Jr., Hou	21	72	29%
6.	Trey Hendrickson, Cin	18	65	28%
7.	Brian Burns, Car	16	59	27%
8.	Samson Ebukam, SF	22	89	25%

*A pass rush win occurs when a defender beats his block in less than 2.5 seconds.

★ THE LION IS ALWAYS HUNGRY ★

Micah Parsons was on the prowl for opposing quarterbacks in his first two seasons with the Dallas Cowboys, finishing with 13.0 sacks as a rookie and 13.5 sacks in 2022, good for seventh in the NFL. In 2023 Parsons is tied for 14th in the NFL with 4.0 sacks:

Parsons' career sack total is up to 30.5, tied with Myles Garrett for the seventh-most sacks in a NFL player's first 38 career games since sacks became official in 1982:

Most Sacks Through 38 Career Games Since 1982

Player/Team	Seasons	Sacks
Reggie White, Phi	1985-87	47.0
Aldon Smith, SF	2011-13	40.0
Derrick Thomas, KC	1989-91	35.5
Von Miller, Den	2011-13	35.0
Anthony Smith, Oak	1991-93	34.5
Shawne Merriman, SD	2005-07	33.5
Myles Garrett, Cle	2017-19	30.5
Micah Parsons, Dal	2021-23	30.5
Joey Bosa, LAC	2016-18	30.0
J.J. Watt, Hou	2011-13	29.5

With 2.0 sacks against the N.Y. Jets (9/17), Parsons has 10 career games with 2.0-plus sacks. He is one-of-four players with 10 games of 2.0-or-more sacks in a player's first 38 career contests since 1982:

Most Games with 2.0 Sacks Through 38 Career Games Since 1982

Player/Team	2.0-Sack Gms	Seasons
Reggie White, Phi	14	1985-87
Aldon Smith, SF	11	2011-13
Shawne Merriman, SD	10	2005-07
Micah Parsons, Dal	10	2021-23
Anthony Smith, Oak	8	1991-93
J.J. Watt, Hou	8	2011-13
Jason Pierre-Paul, NYG	8	2010-12
Richard Dent, Chi	8	1983-85

★ THE PARSONS GAMBIT ★

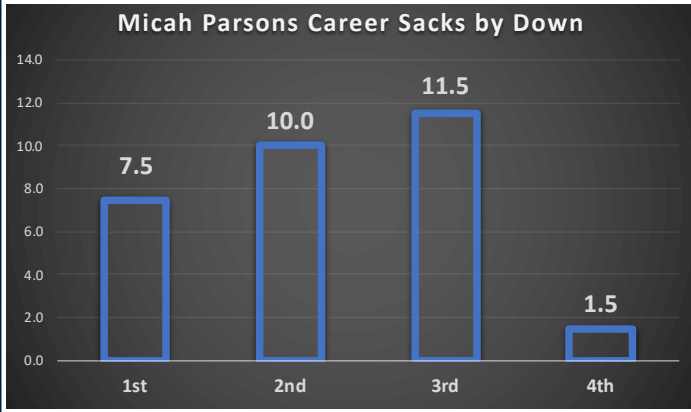
Micah Parsons is one of the most versatile players in the NFL. The Cowboys have continued to move Parsons around the defense in 2023. Below are his snap counts by position, per PFF:

	DLine	LB	CB	S	Total
Week 1 at NYG	33	7	0	0	40
Week 2 vs. NYJ	37	4	0	0	41
Week 3 at ARI	49	6	0	0	55
Week 4 vs. NE	41	3	0	0	44
Week 5 at SF	56	3	0	0	59
Totals	216	23	0	0	239

DEFENSIVE NOTES

★ PARSONS SACKS BY DOWN ★

Micah Parsons has recorded 30.5 career sacks in the regular season. Below is a breakdown of his sacks by down:



★ NFC DEFENSIVE POTM ★



Micah Parsons was named NFC Defensive Player of the Month for September, becoming just the fourth Cowboys defender to win the award for Dallas.

Parsons exploded out of the gates in 2023, registering 10 tackles, two for loss, 4.0 sacks and 15 pressures. He registered at least 1.0 sack in each of the September games. He was the fifth Cowboys player to start the season with a three-game sack streak and the first since DeMarcus Lawrence in 2017.

NFL Next Gen Stats had Parsons as the NFL's leader in pass rush win rate in September (40%), which occurs when a defender beats his block in less than 2.5 seconds.

In Week 2 against the N.Y. Jets (9/17), Parsons led the Cowboys to a win and recorded 2.0 sacks, a forced fumble and fumble recovery. For that, the NFL awarded Parsons **NFC Defensive Player of the Week**.

Dallas Cowboys to Win NFC Defensive POM

Player	Position	Season	Month
Micah Parsons	LB	2023	September
Trevon Diggs	CB	2021	September
DeMarcus Lawrence	DE	2017	September
Sean Lee	LB	2013	October
Sean Lee	LB	2011	September

★ NO FLY ZONE ★

The Dallas Cowboys were eighth in the NFL in pass defense (200.9) in 2022. In 2023 Dallas has allowed a mere 168.6 net passing yards-per-game, second in the NFL this season:

Team Net Passing Yards Allowed-Per-Game - 2023

Team	Yds/Game
Cleveland	125.0
Dallas	168.6
Baltimore	175.0
New Orleans	183.0
Carolina	185.0

Dallas' 168.6 net passing yards allowed-per-game is the lowest mark by a Cowboys team through five games since 1997 (139.2).

★ UNDER PRESSURE ★

The Cowboys front six have established themselves as one of the premier pass rushing units in the league. After leading the NFL with 271 pressures in 2022, Dallas ranks eighth in the NFL in 2023 with 104 pressures, per *Pro Football Focus*:

Most QB Pressures per PFF - NFL 2023

Team	Pressures
Detroit	124
San Francisco	116
N.Y. Jets	115
Miami	109
Baltimore	108
Philadelphia	108
Pittsburgh	107
Dallas	104

★ SACK ATTACK ★

Dallas was effective in rushing opposing passers in 2022, as Dallas' 54 sacks tied for third in the NFL. In 2023 Dallas is tied for eighth in the league with 16 sacks. Below are all of Dallas' 2023 sacks broken down by player:

Dallas Cowboys Sack Leaders - 2023

Player	Sacks	Player	Sacks
Micah Parsons	4.0	Dante Fowler	1.0
Osa Odighizuwa	3.0	Chauncey Golston	1.0
Dorance Armstrong	2.0	Jayron Kearse	1.0
DeMarcus Lawrence	2.0	Sam Williams	1.0

★ NEGATIVE PLAYS ★

After ranking 24th in opponent negative plays in 2020, Dallas has taken down opponents behind the line of scrimmage at a high rate since Dan Quinn's arrival in 2021.

In 2023 Dallas has forced 35 negative plays on 286 defensive snaps, a 12.2% negative play percentage that is fourth in the NFL:

Opponent Negative Play Percentage - NFL 2023

Team	Def. Plays	Neg. Plays	Neg. Play Pct.
Cleveland	207	36	14.1%
Buffalo	283	40	15.4%
Carolina	297	38	12.8%
Dallas	286	35	12.2%
Miami	330	38	11.5%
Washington	316	36	11.4%

In those 35 negative plays, Dallas' opponents have lost 141 yards, 11th in the NFL.

★ TAKEAWAYS IN BUNCHES ★

The Cowboys led the NFL in takeaways in both 2021 (34) and 2022 (32). Dallas became the first NFL team to lead the league in takeaways in back-to-back seasons since the Pittsburgh Steelers from 1972-74.

Early in 2023, Dallas is showing no signs of slowing down as they are tied for second in the NFL with 11 takeaways:

Most Takeaways in the NFL - 2023

Team	INT	FR	Takeaways
Buffalo	8	5	13
Dallas	7	4	11
Pittsburgh	5	6	11
Jacksonville	5	6	11
Tampa Bay	6	4	10

Dallas has recorded three takeaways in three of its five games in 2023, joining Jacksonville and Pittsburgh as the only teams with three takeaways in three games this season.

DEFENSIVE NOTES

★ TO THE HOUSE ★

The Cowboys set a franchise record with six defensive touchdowns in 2021. Through five games in 2023, Dallas already has three defensive touchdowns, just the fifth time in franchise history that the Cowboys have tallied three-or-more defensive touchdowns in the first five contests:

Most Defensive Touchdowns Through First Five Games Cowboys History

Season	Def TD	Season	Def TD
1983	4	1999	3
2023	3	1970	3
2013	3		

Dallas is also the first NFL team with three defensive touchdowns in the first five games since Cincinnati in 2018.

Since Dan Quinn's arrival in 2021, Dallas' 12 defensive touchdowns lead the NFL:

Most Defensive Touchdowns - NFL 2021-23

Team	INT Ret	Fum Ret	Tot TD
Dallas	7	5	12
New England.....	8	2	10
Arizona.....	4	4	8
Philadelphia	5	3	8
Miami	3	5	7

★ SCRATCHING TO SCORE ★

In Dallas' three wins, the Cowboys have outscored their opponents 108-13. Through five games in 2023, Dallas has held three of its opponents to 10 points-or-less, and it's just the eighth time in franchise history - first since 1998 - that Dallas has allowed 10 points-or-less in three of its first five games. Below are the games where Dallas allowed 10 points-or-less this season:

Dallas Cowboys Games Allow 10 Points-Or-Less - 2023

Opp, Date	Score
at NYG, 9/10/23.....	40-0
vs. NYJ, 9/17/23.....	30-10
vs. NE, 10/1/23.....	38-3

★ STAY SCHEMIN' ★

Under Defensive Coordinator Dan Quinn, the Dallas secondary has become one of the most versatile units in the league. The Cowboys led the NFL in takeaways in both 2021 and 2022.

Since Quinn arrived in Dallas, the Cowboys have played man coverage 32.8% of the time, the third-highest man coverage rate during that span. Only Miami (39.7%) and New Orleans (33.8%) have played more man coverage than the Cowboys in the last three seasons. Below is a year-by-year breakdown of Dallas' coverage schemes dating back to 2018, per TruMedia:

Dallas Cowboys Year-by-Year Man vs. Zone Coverage - Per PFF

Year	Def. Coord.	Man %	Zone%
2023	Dan Quinn	32.9% (5th)	63.6% (26th)
2022	Dan Quinn	27.2% (12th)	69.0% (14th)
2021	Dan Quinn	38.4% (3rd)	57.0% (29th)
2020	Mike Nolan	26.2% (19th)	66.3% (14th)
2019	Rod Marinelli	26.1% (27th)	67.8% (6th)

16.2

Dallas is allowing 16.2 first downs-per-game in 2023, third-fewest in the NFL behind Cleveland (9.3) and New Orleans (16.0).

12

The Cowboys have allowed 12 big play passes (20-plus yards) in 2023, tied for the sixth-fewest big play passes allowed in the league.

★ THIRD-AND-I GOT THIS ★

The Cowboys have held opponents to 21-of-60 on third downs in 2023, a 35.0% opponent third down conversion rate that is eighth in the NFL. When limiting opposing offenses on first and second down, the Cowboys defense has given opponents fits on third and long (more than six yards). Dallas has allowed just two opponent conversions on 24 third and long attempts, an 8.3% third and long opponent conversion rate that leads the NFL in 2023.:

Below is a breakdown of the Cowboys opponent third down conversions by distance in 2023:

Cowboys Third Down Defense in 2023

3rd & Short (<4 Yds)	3rd & Med (4-6 Yds)	3rd & Long (>6 Yds)	3rd & 10+
14-22 (63.6%)	5-14 (35.7%)	2-24 (8.3%)	1-16 (6.3%)
Rank: t-21st	Rank: 9th	Rank: 1st	Rank: 6th

★ THREE & YOUR OUT ★

Dallas has played the fifth-fewest defensive snaps in 2023. Partly due to the Cowboys low number of defensive snaps is their ability to force opponents off the field in three plays.

The Cowboys have forced 13 three-and-outs on 56 defensive series, a 23.2% three-and-out percentage that is tied for sixth in the NFL:

2023 Opponent Three-and-Out Drive Percentage - NFL 2023

Team	Def. Series	3 & Outs	3 & Out%
Cleveland	51	20	39.2%
San Francisco	51	16	31.4%
New England.....	61	17	27.9%
Atlanta.....	55	14	25.5%
Cincinnati	57	14	24.6%
Dallas	56	13	23.2%
Jacksonville.....	56	13	23.2%
Minnesota	52	12	23.1%

★ FUMBLEROOSKI ★

Dallas has put an emphasis on takeaways since Dan Quinn arrived as defensive coordinator in 2021. In 2022 Dallas made an effort to jar the ball loose from opposing ball carriers, as the Cowboys led the league with 20 forced fumbles, which was also the most by a Cowboys team since the stat became official in 1994:

The Cowboys have forced six fumbles in 2023, and spanning back to last season, Dallas leads the league in forced fumbles (26):

Team Leaders in Forced Fumbles - 2022-23

Team	FF	Team	FF
Dallas	26	Indianapolis.....	21
Philadelphia	23	N.Y. Giants.....	21
Jacksonville.....	22		

Along with forcing fumbles, Dallas is quick to recover fumbles on the defensive side of the ball. In 2023 Dallas has pounced on four fumble recoveries. Since the start of 2022, Dallas leads the league in defensive fumble recoveries (21).

★ NO POINTS FOR YOU ★

Dallas has also held its opponents to 15 total scores (10 touchdowns and five field goals) on 56 drives, a 26.8% opponent scoring efficiency that is tied for third in the NFL:

Lowest Opponent Scoring Efficiency - 2023

Team	Opp Drives	Scoring Drives	Score%
Cleveland	51	9	17.6%
Buffalo	54	14	25.9%
Dallas.....	56	15	26.8%
Jacksonville	56	15	26.8%
Kansas City	51	14	27.5%
San Francisco	51	14	27.5%

SPECIAL TEAMS NOTES

2023 SEASON (NFL Rank)

14 Field Goals (3rd)

31 Touchbacks (1st)

52 Kicking Points (3rd)



★ ACCURATE AUBREY ★

Brandon Aubrey, who spent his collegiate athletic career as a soccer player at Notre Dame, is third in the NFL in field goals (14) and tied for the league lead in field goal percentage (100%).

Aubrey has made all 14 of his field goal attempts in 2023. He is the first kicker in the Super Bowl era to make his first 14 field goal attempts in the first four games of his career. Aubrey is also the seventh kicker in league history to start his career 14-for-14 or better:

Most Field Goals Made Without Missing To Start Career NFL History

Player, Season	FGM	FGA
Travis Coons, 2015	18	18
Chandler Catanzaro, 2014	17	17
Kai Forbath, 2012	17	17
Austin Seibert, 2019	16	16
Garrett Hartley, 2008-09	16	16
Greg Zuerlein, 2012	15	15
Brandon Aubrey, 2023	14	14

★ LONG BALL BRANDON ★

Along with his efficient start to the season, Aubrey has shown that he has the ability to knock down kicks from long range. Aubrey nailed a 55-yard field goal against the N.Y. Jets (9/17), the third-longest field goal by a Cowboys rookie kicker:

Longest Field Goals by Cowboys Rookie Kickers

Player	FG Length	Opp, Date
Brett Maher	62	Phi, 12/9/18
Brett Maher	59	TB, 12/23/18
Brandon Aubrey	55	NYJ, 9/17/23

Aubrey made all five of his field goal attempts in the win over the N.Y. Jets (9/17). He became the fourth Cowboys rookie kicker to make at least five field goals in a game and the first since Dan Bailey made six against Washington in 2011 (9/26).

★ TOUCHBACK CENTRAL ★

Brandon Aubrey has not allowed opponents to return kickoffs in 2023. Aubrey leads the NFL with 31 touchbacks on 32 kickoffs (96.9% touchback percentage, fourth in NFL):

2023 NFL Kickoff Touchback Leaders

Player	TB	Player	TB
Brandon Aubrey, Dal	31	Harrison Butker, KC	26
Jake Elliott, Phi	27	Wil Lutz, Den	24

★ POINT PERSON ★

Brandon Aubrey signed with the Cowboys prior to training camp after kicking two seasons for the Birmingham Stallions in the USFL. Aubrey has been rock solid as a rookie, converting all 14 of his field goal attempts and 10-of-11 PATs.

Along with precision, Aubrey has racked up points thanks to touchdowns from all three phases. Aubrey's 52 kicking points are third in the NFL in 2023 and the seventh-most through five career games in NFL history:

Most Kicking Points in First Five Career Games NFL History

Player	FGM	FGA	FG%	PAT	Pts
Harrison Butker, 2017	18	19	94.7%	11	65
Richie Cunningham, 1997	18	20	90.0%	8	62
Rodrigo Blankenship, 2020	15	17	88.2%	11	56
Dan Bailey, 2011	15	16	93.8%	10	55
Eddie Murray, 1980	13	16	81.3%	14	53
Jeff Reed, 2002	15	17	88.2%	8	53
Brandon Aubrey, 2023	14	14	100.0%	10	52
Chandler Catanzaro, 2014	14	14	100.0%	8	50
Nick Folk, 2007	10	11	90.9%	20	50

★ BLOCK PARTY ★

Dallas blocked a field goal and returned it for a touchdown against the N.Y. Giants (9/10) for the Cowboys first score of the season. Juanyeh Thomas blocked the kick in his NFL debut, making him the first player in franchise history to block a field goal in his NFL debut and the first NFL player to do so since Baltimore's Brent Urban in 2015.

Since John "Bones" Fassel arrived as Dallas' special teams coordinator in 2020, the Cowboys eight blocked kicks lead the NFL (punts, field goals and PATs):

Blocked Kicks - NFL 2020-23

Team	BlkPAT	BlkFG	BlkPunt	BlkKck
Dallas	2	2	4	8
Carolina	2	4	1	7
Indianapolis	1	1	4	6
Denver	1	5	0	6
Detroit	3	0	3	6
Minnesota	1	3	2	6
Pittsburgh	1	2	3	6

45.3

Bryan Anger led the NFL and set a franchise record in net punting average (44.6) in 2021. Thus far in 2023, Anger is third in the NFL in net average (45.3).



ROSTERS AND DEPTH CHART

2023 DALLAS COWBOYS UNOFFICIAL DEPTH CHART

(As of October 10, 2023)

OFFENSE

WR	88 CeeDee Lamb	<u>83 Jalen Brooks</u>	
LT	77 Tyron Smith	71 Chuma Edoga	
LG	73 Tyler Smith	71 Chuma Edoga	<u>76 Asim Richards</u>
C	63 Tyler Biadasz	67 Brock Hoffman	
RG	70 Zack Martin	<u>66 T.J. Bass</u>	
RT	78 Terence Steele	71 Chuma Edoga	
TE	87 Jake Ferguson	89 Peyton Hendershot	<u>86 Luke Schoonmaker</u>
WR	3 Brandin Cooks	9 KaVontae Turpin	
WR	13 Michael Gallup	18 Jalen Tolbert	
QB	4 Dak Prescott	10 Cooper Rush	15 Trey Lance
RB	20 Tony Pollard	23 Rico Dowdle	<u>42 Deuce Vaughn</u> <u>40 Hunter Luepke</u>

DEFENSE

DE	90 DeMarcus Lawrence	54 Sam Williams	
DT	95 Johnathan Hankins	<u>58 Mazi Smith</u>	
DT	97 Osa Odighizuwa	96 Neville Gallimore	99 Chauncey Golston
DE	92 Dorance Armstrong	56 Dante Fowler	<u>93 Viliami Fehoko</u>
LB	11 Micah Parsons	33 Damone Clark	
LB	55 Leighton Vander Esch	14 Markquese Bell	
CB	21 Stephon Gilmore	<u>37 Eric Scott</u>	
NCB	2 Jourdan Lewis	29 C.J. Goodwin	
CB	26 DaRon Bland	19 Noah Igbinoghene	
S	1 Jayron Kearse	24 Israel Mukuamu	
S	6 Donovan Wilson	14 Markquese Bell	
S	28 Malik Hooker	30 Juanyeh Thomas	

SPECIALISTS

K	<u>17 Brandon Aubrey</u>	
P	5 Bryan Anger	
LS	44 Trent Sieg	
H	5 Bryan Anger	
KR	9 KaVontae Turpin	<u>42 Deuce Vaughn</u>
PR	9 KaVontae Turpin	<u>42 Deuce Vaughn</u>

PRONUNCIATION GUIDE

Dorance Armstrong	DOOR-intz	Hunter Luepke	LIP-key
Markquese Bell	mar-KEESE	Israel Mukuamu	MOO-kwah-moo
Tyler Biadasz	bee-AH-dish	Osa Odighizuwa	oh-DIGGY-zoowa
DaRon Bland	duh-RON	Asim Richards	AH-sum
Damone Clark	duh-MONE	Luke Schoonmaker	SKOON-maker
Rico Dowdle	DOWD-ill	Trent Sieg	SIG
Chuma Edoga	chu-MA ee-doe-GAH	Mazi Smith	MAH-zee
Viliami Fehoko	villy-AH-me fuh-HO-ko	Tyron Smith	TIE-rin
Stephon Gilmore	steph-AHN	Juanyeh Thomas	ONE-yay
Noah Igbinoghene	IGG-bin-AWG-guh-nee	KaVontae Turpin	kuh-VON-tay
Jayron Kearse	JAY-RON		

COACHING STAFF

HEAD COACH: Mike McCarthy

ASSISTANTS: Jeff Blasko (Running Game Coordinator/Running Backs), Ramon Chinyoung (Quality Control/Asst. Offensive Line), Aden Durde (Defensive Line), John Fassel (Special Teams Coordinator), Ryan Feder (Game Management/Off. Assistant), Sharrif Floyd (Quality Control/Asst. Defensive Line), Will Harriger (Offensive Assistant/Quality Control), Evan Harrington (Offensive Assistant), Al Harris (Defensive Backs), Chase Haslett (Assistant Tight Ends), Cannon Matthews (Assistant Defensive Backs), Scott McCurley (Linebackers), Harold Nash (Strength & Conditioning Coordinator), Pete Ohnegian (Quality Control/Defensive Assistant), Robert Prince (Wide Receivers), Dan Quinn (Defensive Coordinator), Justin Rudd (Coaching Operations Manager/Football Analytics), Brian Schottenheimer (Offensive Coordinator), Eric Simonelli (Quality Control Analytics), Cedric Smith (Assistant Strength & Conditioning), Kendall Smith (Assistant Strength & Conditioning), Mike Solari (Offensive Line), Rayna Stewart (Assistant Special Teams), Darian Thompson (Quality Control/Asst. Linebackers), Scott Tolzien (Quarterbacks), Lunda Wells (Tight Ends), Joe Whitt (Secondary/Defensive Pass Game Coordinator).

2023 DALLAS COWBOYS ALPHABETICAL ROSTER

NO.	NAME	POS	HT	WT	DOB	EXP	COLLEGE	HOMETOWN	GP	GS	DNP	IA
5	Anger, Bryan	P	6-3	214	10/6/1988	12	California	Camarillo, Calif.	5	0	0	0
92	Armstrong, Dorance	DE	6-3	270	6/10/1997	6	Kansas	Houston, Texas	5	0	0	0
17	Aubrey, Brandon	K	6-3	208	3/14/1995	R	Notre Dame	St. Louis, Mo.	5	0	0	0
66	Bass, T.J.	G	6-4	315	3/31/1999	R	Oregon	Deming, Wash.	5	1	0	0
14	Bell, Markquese	LB	6-2	218	12/31/1999	2	Florida A&M	Bridgeton, N.J.	5	0	0	0
63	Biadasz, Tyler	C	6-4	316	11/20/1997	4	Wisconsin	Amherst, Wisc.	4	4	0	1
26	Bland, DaRon	CB	6-2	202	7/12/1999	2	Fresno State	Modesto, Calif.	5	3	0	0
83	Brooks, Jalen	WR	6-1	203	5/7/2000	R	South Carolina	Harrisburg, N.C.	1	0	0	4
33	Clark, Damone	LB	6-2	245	6/28/2000	2	Louisiana State	Baton Rouge, La.	5	5	0	0
3	Cooks, Brandin	WR	5-10	193	9/25/1993	10	Oregon State	Stockton, Calif.	4	4	0	1
23	Dowdle, Rico	RB	5-11	218	6/14/1998	4	South Carolina	Asheville, N.C.	5	0	0	0
71	Edoga, Chuma	OL	6-4	315	5/25/1997	5	Southern California	Atlanta, Ga.	5	4	0	0
93	Fehoko, Viliami	DE	6-4	283	12/16/1999	R	San Jose State	East Palo Alto, Calif.	0	0	0	5
87	Ferguson, Jake	TE	6-5	252	1/18/1999	2	Wisconsin	Madison, Wisc.	5	4	0	0
56	Fowler, Dante	DE	6-3	250	8/3/1994	8	Florida	St. Petersburg, Fla.	5	0	0	0
96	Gallimore, Neville	DT	6-2	315	1/17/1997	4	Oklahoma	Ottawa, Ontario	5	0	0	0
13	Gallup, Michael	WR	6-1	205	3/4/1996	6	Colorado State	Monroe, Ga.	5	5	0	0
21	Gilmore, Stephon	CB	6-0	190	9/19/1990	12	South Carolina	Rock Hill, SC	5	5	0	0
99	Golston, Chauncey	DE	6-5	285	2/10/1998	3	Iowa	Detroit, Mich.	5	2	0	0
29	Goodwin, C.J.	CB	6-3	195	2/4/1990	8	California (PA)	Wheeling, W.V.	5	0	0	0
95	Hankins, Johnathan	DT	6-3	325	3/30/1992	11	Ohio State	Dearborn Heights, Mich.	5	5	0	0
89	Hendershot, Peyton	TE	6-4	250	4/23/1999	2	Indiana	North Salem, Ind.	3	0	0	2
67	Hoffman, Brock	C	6-4	315	7/2/1999	1	Virginia Tech	Statesville, N.C.	5	1	0	0
28	Hooker, Malik	S	6-1	215	4/2/1996	7	Ohio State	New Castle, Pa.	5	5	0	0
19	Igbinoghene, Noah	CB	5-11	194	11/27/1999	4	Auburn	Trussville, Ala.	4	0	0	1
1	Kearse, Jayron	S	6-4	227	2/11/1994	8	Clemson	Fort Myers, Fla.	5	5	0	0
88	Lamb, CeeDee	WR	6-2	197	4/8/1999	4	Oklahoma	Richmond, Texas	5	5	0	0
15	Lance, Trey	QB	6-4	226	5/9/2000	3	North Dakota State	Marshall, Minn.	0	0	0	5
90	Lawrence, DeMarcus	DE	6-3	254	4/28/1992	10	Boise State	Aiken, S.C.	5	5	0	0
2	Lewis, Jourdan	CB	5-10	190	8/31/1995	7	Michigan	Detroit Mich.	4	0	0	1
40	Luepke, Hunter	RB	6-1	245	2/28/2000	R	North Dakota State	Spencer, Wisc.	5	0	0	0
70	Martin, Zack	G	6-4	315	11/20/1990	10	Notre Dame	Indianapolis, Ind.	4	4	0	1
24	Mukuamu, Israel	S	6-4	215	11/28/1999	3	South Carolina	Charlotte, N.C.	2	0	0	3
97	Odighizuwa, Osa	DT	6-2	294	8/13/1998	3	UCLA	Dayton, Ohio	5	5	0	0
11	Parsons, Micah	LB	6-3	250	5/26/1999	3	Penn State	Harrisburg, Pa.	5	5	0	0
20	Pollard, Tony	RB	6-0	215	4/30/1997	5	Memphis	Memphis, Tenn.	5	5	0	0
4	Prescott, Dak	QB	6-2	228	7/29/1993	8	Mississippi State	Haughton, La.	5	5	0	0
76	Richards, Asim	T	6-4	315	10/2/2000	R	North Carolina	Philadelphia, Pa.	4	0	0	1
10	Rush, Cooper	QB	6-3	224	11/21/1993	6	Central Michigan	Charlotte, Mich.	3	0	2	0
86	Schoonmaker, Luke	TE	6-5	255	9/28/1998	R	Michigan	Hamden, Conn.	5	0	0	0
37	Scott, Eric	DB	6-1	205	8/7/1998	R	Southern Mississippi	Basehor, Kan.	0	0	0	5
44	Sieg, Trent	LS	6-3	240	5/19/1995	6	Colorado State	Eaton, Colo.	5	0	0	0
58	Smith, Mazi	DT	6-3	328	6/16/2001	R	Michigan	Grand Rapids, Mich.	5	0	0	0
73	Smith, Tyler	G/T	6-5	320	4/3/2001	2	Tulsa	Fort Worth, Texas	3	3	0	2
77	Smith, Tyron	T	6-5	307	12/12/1990	13	Southern California	Moreno Valley, Calif.	3	3	1	1
78	Steele, Terence	T	6-6	320	6/4/1997	4	Texas Tech	Cibolo, Texas	5	5	0	0
30	Thomas, Juanyeh	S	6-1	215	6/24/2000	1	Georgia Tech	Niceville, Fla.	5	1	0	0
18	Tolbert, Jalen	WR	6-1	200	2/27/1999	2	South Alabama	Mobile, Ala.	5	2	0	0
9	Turpin, KaVontae	WR	5-7	155	8/2/1996	2	TCU	Monroe, La.	5	0	0	0
55	Vander Esch, Leighton	LB	6-4	255	2/8/1996	6	Boise State	Riggins, Idaho	5	5	0	0
42	Vaughn, Deuce	RB	5-5	180	11/2/2001	R	Kansas State	Round Rock, Texas	5	0	0	0
54	Williams, Sam	DE	6-4	262	3/31/1999	2	Mississippi	Montgomery, Ala.	5	0	0	0
6	Wilson, Donovan	S	6-0	205	2/21/1995	5	Texas A&M	Shreveport, La.	3	2	0	2
PRACTICE SQUAD												
80	Billy-Johnson, Tyron	WR	6-1	195	1/8/1996	4	Oklahoma State	New Orleans, La.	0	0	0	0
64	Bostick, Earl	T	6-6	315	12/31/1998	R	Kansas	Barnwell, S.C.	0	0	0	0
31	Butler, Josh	CB	6-0	186	11/25/1996	R	Michigan State	Mesquite, Texas	0	0	0	0
16	Cropper, Jalen	WR	5-11	180	5/3/2001	R	Fresno State	Parlier, Calif.	0	0	0	0
34	Davis, Malik	RB	5-10	205	11/26/1998	2	Florida	Tamp, Fla.	0	0	0	0
48	Fant, Princeton	TE	6-2	250	3/11/1999	R	Tennessee	Nashville, Tenn.	0	0	0	0
65	Harlow, Sean	C	6-4	298	3/28/1995	3	Oregon State	San Clemente, Calif.	1	0	0	0
46	Jefferson, Malik	LB	6-2	245	11/15/1996	4	Texas	Mesquite, TX	2	0	0	0
51	Johnson, Durrell	DE	6-3	260	6/26/1998	R	Liberty	Baltimore, Md.	0	0	0	0
52	Jones, Mikel	LB	6-0	220	10/11/2000	R	Syracuse	Miami, Fla.	0	0	0	0
84	McKeon, Sean	TE	6-5	255	12/28/1997	4	Michigan	Dudley, Mass.	2	0	0	0
94	Previlon, Willington	DL	6-5	285	5/19/1997	1	Rutgers	Orange, NJ	0	0	0	0
69	Price, Billy	OL	6-4	312	10/11/1994	6	Ohio State	Austintown, Ohio	0	0	0	0
27	Redwine, Sheldrick	DB	6-0	195	11/6/1996	4	Miami	Miami, FL	0	0	0	0
72	Taylor-Pringle, Alex	T	6-8	320	4/29/1997	1	South Carolina State	Moncks Corner, S.C.	0	0	0	0
91	Wheat, Tyrus	LB	6-2	263	12/8/1999	R	Mississippi State	Amite, La.	0	0	0	0
RESERVE/INJURED												
75	Ball, Josh	T	6-8	320	5/15/1998	3	Marshall	Fredericksburg, Va.	0	0	0	0
7	Diggs, Trevon	CB	6-1	204	9/20/1998	4	Alabama	Gaithersburg, Md.	2	2	0	0
85	Durden, David	WR	6-1	208	12/26/1998	R	West Florida	Midville, Ga.	0	0	0	0
35	Overshown, DeMarvion	LB	6-3	230	8/13/2000	R	Texas	Arp, Texas	0	0	0	0
49	Stephens, John	TE	6-6	245	9/23/1999	R	Louisiana-Lafayette	Logansport, LA.	0	0	0	0
79	Waletzko, Matt	T	6-8	320	12/15/1999	2	North Dakota	Cold Spring, Minn.	0	0	0	0
25	Wright, Nahshon	CB	6-4	200	9/23/1998	3	Oregon State	East Palo Alto, Calif.	0	0	0	0

2023 DALLAS COWBOYS NUMERICAL ROSTER

NO.	NAME	POS	HT	WT	AGE	EXP	COLLEGE	HOW ACQ	GP	GS	DNP	IA
1	Jayron Kearse	S	6-4	227	29	8	Clemson	FA-'21	5	5	0	0
2	Jourdan Lewis	CB	5-10	190	28	7	Michigan	D3-'17	4	0	0	1
3	Brandin Cooks	WR	5-10	193	30	10	Oregon State	T(Hou)-'23	4	4	0	1
4	Dak Prescott	QB	6-2	228	30	8	Mississippi State	D4b-'16	5	5	0	0
5	Bryan Anger	P	6-3	214	35	12	California	FA-'21	5	0	0	0
6	Donovan Wilson	S	6-0	205	28	5	Texas A&M	D6-'19	3	2	0	2
9	KaVontae Turpin	WR	5-7	155	27	2	TCU	UDFA-'22	5	0	0	0
10	Cooper Rush	QB	6-3	224	29	6	Central Michigan	FA-'20	3	0	2	0
11	Micah Parsons	LB	6-3	250	24	3	Penn State	D1-'21	5	5	0	0
13	Michael Gallup	WR	6-1	205	27	6	Colorado State	D3-'18	5	5	0	0
14	Markquese Bell	LB	6-2	218	23	2	Florida A&M	UDFA-'22	5	0	0	0
15	Trey Lance	QB	6-4	226	23	3	North Dakota State	T(SF)-'23	0	0	0	5
17	Brandon Aubrey	K	6-3	208	28	R	Notre Dame	FA-'23	5	0	0	0
18	Jalen Tolbert	WR	6-1	200	24	2	South Alabama	D3-'22	5	2	0	0
19	Noah Igbinoghene	CB	5-11	194	23	4	Auburn	T(Mia)-'23	4	0	0	1
20	Tony Pollard	RB	6-0	215	26	5	Memphis	D4a-'19	5	5	0	0
21	Stephon Gilmore	CB	6-0	190	33	12	South Carolina	T(Ind)-'23	5	5	0	0
23	Rico Dowdle	RB	5-11	218	25	4	South Carolina	UDFA-'20	5	0	0	0
24	Israel Mukuamu	S	6-4	215	23	3	South Carolina	D6b-'21	2	0	0	3
26	DaRon Bland	CB	6-2	202	24	2	Fresno State	D5b-'22	5	3	0	0
28	Malik Hooker	S	6-1	215	27	7	Ohio State	FA-'21	5	5	0	0
29	C.J. Goodwin	CB	6-3	195	33	8	California (PA)	PS(Cin)-'18	5	0	0	0
30	Juanyeh Thomas	S	6-1	215	23	1	Georgia Tech	UDFA-'22	5	1	0	0
33	Damone Clark	LB	6-2	245	23	2	Louisiana State	D5c-'22	5	5	0	0
37	Eric Scott	DB	6-1	205	25	R	Southern Mississippi	D6a-'23	0	0	0	5
40	Hunter Luepke	RB	6-1	245	23	R	North Dakota State	UDFA-'23	5	0	0	0
42	Deuce Vaughn	RB	5-5	180	21	R	Kansas State	D6b-'23	5	0	0	0
44	Trent Sieg	LS	6-3	240	28	6	Colorado State	FA-'23	5	0	0	0
54	Sam Williams	DE	6-4	262	24	2	Mississippi	D2-'22	5	0	0	0
55	Leighton Vander Esch	LB	6-4	255	27	6	Boise State	D1-'18	5	5	0	0
56	Dante Fowler	DE	6-3	250	29	8	Florida	UFA-'23	5	0	0	0
58	Mazi Smith	DT	6-3	328	22	R	Michigan	D1-'23	0	1	0	0
63	Tyler Biadasz	C	6-4	316	25	4	Wisconsin	D4b-'20	4	4	0	1
66	T.J. Bass	G	6-4	315	24	R	Oregon	UDFA-'23	5	1	0	0
67	Brock Hoffman	C	6-4	315	24	1	Virginia Tech	FA-'22	5	1	0	0
70	Zack Martin	G	6-4	315	32	10	Notre Dame	D1-'14	4	4	0	1
71	Chuma Edoga	OL	6-4	315	26	5	Southern California	UFA-'23	5	4	0	0
73	Tyler Smith	G/T	6-5	320	22	2	Tulsa	D1-'22	3	3	0	2
76	Asim Richards	T	6-4	315	23	R	North Carolina	D5-'23	4	0	0	1
77	Tyron Smith	T	6-5	307	32	13	Southern California	D1-'11	3	3	1	1
78	Terence Steele	T	6-6	320	26	4	Texas Tech	UDFA-'20	5	5	0	0
83	Jalen Brooks	WR	6-1	203	23	R	South Carolina	D7-'23	1	0	0	4
86	Luke Schoonmaker	TE	6-5	255	25	R	Michigan	D2-'23	5	0	0	0
87	Jake Ferguson	TE	6-5	252	24	2	Wisconsin	D4-'22	5	4	0	0
88	CeeDee Lamb	WR	6-2	197	24	4	Oklahoma	D1-'20	5	5	0	0
89	Peyton Hendershot	TE	6-4	250	24	2	Indiana	UDFA-'22	3	0	0	2
90	DeMarcus Lawrence	DE	6-3	254	31	10	Boise State	D2-'14	5	5	0	0
92	Dorance Armstrong	DE	6-3	270	26	6	Kansas	D4a-'18	5	0	0	0
93	Villiami Fehoko	DE	6-4	283	23	R	San Jose State	D4-'23	0	0	0	5
95	Johnathan Hankins	DT	6-3	325	31	11	Ohio State	T(LV)-'22	5	5	0	0
96	Neville Gallimore	DT	6-2	315	26	4	Oklahoma	D3-'20	5	0	0	0
97	Osa Odighizuwa	DT	6-2	294	25	3	UCLA	D3a-'21	5	5	0	0
99	Chauncey Golston	DE	6-5	285	25	3	Iowa	D3b-'21	5	2	0	0
PRACTICE SQUAD												
16	Jalen Cropper	WR	5-11	180	22	R	Fresno State	UDFA-'23	0	0	0	0
27	Sheldrick Redwine	DB	6-0	195	26	4	Miami	FA-'22	0	0	0	0
31	Josh Butler	CB	6-0	186	26	R	Michigan State	FA-'23	0	0	0	0
34	Malik Davis	RB	5-10	205	24	2	Florida	UDFA-'22	0	0	0	0
46	Malik Jefferson	LB	6-2	245	26	4	Texas	FA-'22	2	0	0	0
48	Princeton Fant	TE	6-2	250	24	R	Tennessee	UDFA-'23	0	0	0	0
51	Durrell Johnson	DE	6-3	260	25	R	Liberty	UDFA-'23	0	0	0	0
52	Mikel Jones	LB	6-0	220	22	R	Syracuse	FA-'23	0	0	0	0
64	Earl Bostick	T	6-6	315	24	R	Kansas	UDFA-'23	0	0	0	0
65	Sean Harlow	C	6-4	298	28	3	Oregon State	FA-'23	1	0	0	0
69	Billy Price	OL	6-4	312	28	6	Ohio State	FA-'23	0	0	0	0
72	Alex Taylor-Pringle	T	6-8	320	26	1	South Carolina State	FA-'22	0	0	0	0
80	Tyron Billy-Johnson	WR	6-1	195	27	4	Oklahoma State	FA-'23	0	0	0	0
84	Sean McKeon	TE	6-5	255	25	4	Michigan	UDFA-'20	2	0	0	0
91	Tyrus Wheat	LB	6-2	263	23	R	Mississippi State	UDFA-'23	0	0	0	0
94	Willington Previlon	DL	6-5	285	26	1	Rutgers	FA-'23	0	0	0	0
RESERVE/INJURED												
7	Trevon Diggs	CB	6-1	204	25	4	Alabama	D2-'20	2	2	0	0
25	Nahshon Wright	CB	6-4	200	25	3	Oregon State	D3c-'21	0	0	0	0
35	DeMarvion Overshown	LB	6-3	230	23	R	Texas	D3-'23	0	0	0	0
49	John Stephens	TE	6-6	245	24	R	Louisiana-Lafayette	UDFA-'23	0	0	0	0
75	Josh Ball	T	6-8	320	25	3	Marshall	D4b-'21	0	0	0	0
79	Matt Waletzko	T	6-8	320	23	2	North Dakota	D5a-'22	0	0	0	0
85	David Durden	WR	6-1	208	24	R	West Florida	UDFA-'23	0	0	0	0

2023 DALLAS COWBOYS POSITIONAL ROSTER

NO.	NAME	POS.	HT.	WT.	AGE	EXP.	COLLEGE	HOW ACQ.
QUARTERBACKS (3)								
4	Dak Prescott	QB	6-2	228	30	8	Mississippi State	D4b-'16
10	Cooper Rush	QB	6-3	224	29	6	Central Michigan	FA-'20
15	Trey Lance	QB	6-4	226	23	3	North Dakota State	T(SF)-'23
RUNNING BACKS (4)								
20	Tony Pollard	RB	6-0	215	26	5	Memphis	D4a-'19
23	Rico Dowdle	RB	5-11	218	25	4	South Carolina	UDFA-'20
40	Hunter Luepke	RB	6-1	245	23	R	North Dakota State	UDFA-'23
42	Deuce Vaughn	RB	5-5	180	21	R	Kansas State	D6b-'23
WIDE RECEIVERS (6)								
3	Brandin Cooks	WR	5-10	193	30	10	Oregon State	T(Hou)-'23
9	KaVontae Turpin	WR	5-7	155	27	2	TCU	UDFA-'22
13	Michael Gallup	WR	6-1	205	27	6	Colorado State	D3-'18
18	Jalen Tolbert	WR	6-1	200	24	2	South Alabama	D3-'22
83	Jalen Brooks	WR	6-1	203	23	R	South Carolina	D7-'23
88	CeeDee Lamb	WR	6-2	197	24	4	Oklahoma	D1-'20
TIGHT ENDS (3)								
86	Luke Schoonmaker	TE	6-5	255	25	R	Michigan	D2-'23
87	Jake Ferguson	TE	6-5	252	24	2	Wisconsin	D4-'22
89	Peyton Hendershot	TE	6-4	250	24	2	Indiana	UDFA-'22
OFFENSIVE LINE (9)								
63	Tyler Biadasz	C	6-4	316	25	4	Wisconsin	D4b-'20
66	T.J. Bass	G	6-4	315	24	R	Oregon	UDFA-'23
67	Brock Hoffman	C	6-4	315	24	1	Virginia Tech	FA-'22
70	Zack Martin	G	6-4	315	32	10	Notre Dame	D1-'14
71	Chuma Edoga	OL	6-4	315	26	5	Southern California	UFA-'23
73	Tyler Smith	G/T	6-5	320	22	2	Tulsa	D1-'22
76	Asim Richards	T	6-4	315	23	R	North Carolina	D5-'23
77	Tyron Smith	T	6-5	307	32	13	Southern California	D1-'11
78	Terence Steele	T	6-6	320	26	4	Texas Tech	UDFA-'20
DEFENSIVE LINE (10)								
54	Sam Williams	DE	6-4	262	24	2	Mississippi	D2-'22
56	Dante Fowler	DE	6-3	250	29	8	Florida	UFA-'23
58	Mazi Smith	DT	6-3	328	22	R	Michigan	D1-'23
90	DeMarcus Lawrence	DE	6-3	254	31	10	Boise State	D2-'14
92	Dorance Armstrong	DE	6-3	270	26	6	Kansas	D4a-'18
93	Viliami Fehoko	DE	6-4	283	23	R	San Jose State	D4-'23
95	Johnathan Hankins	DT	6-3	325	31	11	Ohio State	T(LV)-'22
96	Neville Gallimore	DT	6-2	315	26	4	Oklahoma	D3-'20
97	Osa Odighizuwa	DT	6-2	294	25	3	UCLA	D3a-'21
99	Chauncey Golston	DE	6-5	285	25	3	Iowa	D3b-'21
LINEBACKERS (4)								
11	Micah Parsons	LB	6-3	250	24	3	Penn State	D1-'21
14	Markquese Bell	LB	6-2	218	23	2	Florida A&M	UDFA-'22
33	Damone Clark	LB	6-2	245	23	2	Louisiana State	D5c-'22
55	Leighton Vander Esch	LB	6-4	255	27	6	Boise State	D1-'18
DEFENSIVE BACKS (11)								
1	Jayron Kearse	S	6-4	227	29	8	Clemson	FA-'21
2	Jourdan Lewis	CB	5-10	190	28	7	Michigan	D3-'17
6	Donovan Wilson	S	6-0	205	28	5	Texas A&M	D6-'19
19	Noah Igbinoghene	CB	5-11	194	23	4	Auburn	T(Mia)-'23
21	Stephon Gilmore	CB	6-0	190	33	12	South Carolina	T(Ind)-'23
24	Israel Mukuamu	S	6-4	215	23	3	South Carolina	D6b-'21
26	DaRon Bland	CB	6-2	202	24	2	Fresno State	D5b-'22
28	Malik Hooker	S	6-1	215	27	7	Ohio State	FA-'21
29	C.J. Goodwin	CB	6-3	195	33	8	California (PA)	PS(Cin)-'18
30	Juanyeh Thomas	S	6-1	215	23	1	Georgia Tech	UDFA-'22
37	Eric Scott	DB	6-1	205	25	R	Southern Mississippi	D6a-'23
SPECIALISTS (3)								
5	Bryan Anger	P	6-3	214	35	12	California	FA-'21
17	Brandon Aubrey	K	6-3	208	28	R	Notre Dame	FA-'23
44	Trent Sieg	LS	6-3	240	28	6	Colorado State	FA-'23

HOW THE COWBOYS WERE BUILT/CONTRACT STATUS

YEAR	DRAFT PICKS (35)	FREE AGENTS (17)	COLLEGE FREE AGENTS (18)	TRADES/WAIVERS (5)	PRACTICE SQUAD (1)
2011	T. Smith (1st)				
2014	Z. Martin (1st) D. Lawrence (2nd)				
2016	D. Prescott (4th)				
2017	J. Lewis (3rd)				
2018	L. Vander Esch (1st) M. Gallup (3rd) D. Armstrong (4th)				C. Goodwin (PS Cin -'18)
2019	T. Pollard (4th) D. Wilson (6th)				
2020	C. Lamb (1st) T. Diggs (2nd) * N. Gallimore (3rd) T. Biadasz (4th-b)	C. Rush (FA-'20)	R. Dowdle (UDFA-'20) S. McKeon (UDFA-'20) ^ T. Steele (UDFA-'20)		
2021	M. Parsons (1st) O. Odighizuwa (3rd-a) C. Golston (3rd-b) N. Wright (3rd-c) * J. Ball (4th-b) * I. Mukuamu (6th-b)	B. Anger (FA-'21) M. Hooker (FA-'21) J. Kearsse (FA-'21)			
2022	T. Smith (1st) S. Williams (2nd) J. Tolbert (3rd) J. Ferguson (4th) D. Bland (5th) D. Clark (5th) M. Waletzko (5th) *	D. Fowler (UFA '23) B. Hoffman (FA-'22) M. Jefferson (FA-'22) ^ S. Redwine (FA-'22) ^ A. Taylor-Pringle (FA-'22) ^	M. Bell (UDFA-'22) M. Davis (UDFA-'22) ^ P. Hendershot (UDFA-'22) J. Thomas (UDFA-'22) K. Turpin (UDFA-'22)	J. Hankins (T LV -'22)	
2023	M. Smith (1st) L. Schoonmaker (2nd) D. Overshown (3rd) * V. Fehoko (4th) A. Richards (5th) E. Scott (6th) D. Vaughn (6th) J. Brooks (7th)	B. Aubrey (FA-'23) T. Billy-Johnson (FA-'23) ^ J. Butler (FA-'23) ^ C. Edoga (UFA-'23) S. Harlow (FA-'23) ^ M. Jones (FA-'23) ^ B. Price (FA-'23) ^ T. Sieg (FA-'23)	T. Bass (UDFA-'23) E. Bostick (UDFA-'23) ^ J. Cropper (UDFA-'23) ^ D. Durden (UDFA-'23) * P. Fant (UDFA-'23) ^ D. Johnson (UDFA-'23) ^ H. Luepke (UDFA-'23) W. Previlon (FA-'23) ^ J. Stephens (UDFA-'23) * T. Wheat (UDFA-'23) ^	B. Cooks (T Hou -'23) S. Gilmore (T Ind -'23) N. Igbinoghene (T Mia -'23) T. Lance (T SF -'23)	

Key: ^ Practice Squad, * Reserve/Injured

CONTRACT STATUS					
PLAYER	SIGNED THROUGH	PLAYER	SIGNED THROUGH	PLAYER	SIGNED THROUGH
Bryan Anger	2024	Michael Gallup	2026	Tony Pollard	2023
Dorance Armstrong	2023	Stephon Gilmore	2023	Dak Prescott	2024
Brandon Aubrey	2025	Chauncey Golston	2024	Willington Previlon ^	2023
Josh Ball *	2024	C.J. Goodwin	2023	Sheldrick Redwine ^	2023
T.J. Bass	2025	Johnathan Hankins	2023	Asim Richards	2026
Markquese Bell	2024	Sean Harlow ^	2023	Cooper Rush	2024
Tyler Biadasz	2023	Peyton Hendershot	2024	Luke Schoonmaker	2026
Tyron Billy-Johnson ^	2023	Brock Hoffman	2024	Eric Scott	2026
DaRon Bland	2025	Malik Hooker	2026	Trent Sieg	2023
Earl Bostick ^	2023	Noah Igbinoghene	2023	Mazi Smith	2026
Jalen Brooks	2026	Malik Jefferson ^	2023	Tyler Smith	2025
Josh Butler ^	2023	Durrell Johnson ^	2023	Tyron Smith	2023
Damone Clark	2025	Mikel Jones ^	2023	Terence Steele	2028
Brandin Cooks	2024	Jayron Kearsse	2023	John Stephens *	2025
Jalen Cropper ^	2023	CeeDee Lamb	2023	Alex Taylor-Pringle ^	2023
Malik Davis ^	2023	Trey Lance	2024	Juanyeh Thomas	2025
Trevon Diggs *	2028	DeMarcus Lawrence	2023	Jalen Tolbert	2025
Rico Dowdle	2023	Jourdan Lewis	2023	KaVontae Turpin	2024
David Durden *	2025	Hunter Luepke	2025	Leighton Vander Esch	2024
Chuma Edoga	2023	Zack Martin	2024	Deuce Vaughn	2026
Princeton Fant ^	2023	Sean McKeon ^	2023	Matt Waletzko *	2025
Viliami Fehoko	2026	Israel Mukuamu	2024	Tyrus Wheat ^	2023
Jake Ferguson	2025	Osa Odighizuwa	2024	Sam Williams	2025
Dante Fowler	2023	DeMarvion Overshown *	2026	Donovan Wilson	2025
Neville Gallimore	2023	Micah Parsons	2024	Nahshon Wright *	2024

2023 DALLAS COWBOYS CONTRACT ANALYSIS

OFFENSE		2023	2024	2025	2026	2027	2028	2029
QB	Lance, Trey			OPTION	UFA			
	Prescott, Dak			UFA				
	Rush, Cooper			UFA				
RB	Dowdle, Rico		UFA					
	Luepke, Hunter				RFA	UFA		
	Pollard, Tony		UFA					
WR	Vaughn Deuce					UFA		
	Brooks, Jalen					UFA		
	Cooks, Brandin			UFA				
	Durden, David (IR)*				RFA	UFA		
	Gallup, Michael					UFA		
	Lamb, CeeDee		OPTION	UFA				
TE	Tolbert, Jalen				UFA			
	Turpin, KaVontae			RFA	UFA			
	Ferguson, Jake				UFA			
	Hendershot, Peyton			RFA	UFA			
OL	Schoonmaker, Luke					UFA		
	Stephens, John (IR)*				RFA	UFA		
	Ball, Josh (IR)*			UFA				
	Bass, T.J.				RFA	UFA		
	Biadasz, Tyler		UFA					
	Edoga, Chuma		UFA					
	Hoffman, Brock			ERFA	RFA	UFA		
	Martin, Zack			UFA				
	Richards, Asim					UFA		
	Smith, Tyler				OPTION	UFA		
	Smith, Tyron		UFA					
Steele, Terence							UFA	
Waletzko, Matt (IR)*				UFA				

DEFENSE		2023	2024	2025	2026	2027	2028	2029
DL	Armstrong, Dorance		UFA					
	Fehoko, Viliami					UFA		
	Fowler, Dante		UFA					
	Gallimore, Neville		UFA					
	Golston, Chauncey			UFA				
	Hankins, Johnathan		UFA					
	Lawrence, DeMarcus			UFA				
	Odighizuwa, Osa			UFA				
	Smith, Mazi					OPTION	UFA	
	Williams, Sam				UFA			
LB	Bell, Markquese			RFA	UFA			
	Clark, Damone				UFA			
	Overshown, DeMarvion (IR)*					UFA		
	Parsons, Micah			OPTION	UFA			
	Vander Esch, Leighton			UFA				
DB	Bland, DaRon				UFA			
	Diggs, Trevon (IR)*							UFA
	Gilmore, Stephon		UFA					
	Goodwin, C.J.		UFA					
	Hooker, Malik					UFA		
	Igbinoghene, Noah		UFA					
	Kearse, Jayron		UFA					
	Lewis, Jourdan		UFA					
	Mukuamu, Israel			UFA				
	Scott, Eric						UFA	
	Thomas, Juanyeh			RFA	UFA			
Wilson, Donovan				UFA				
Wright, Nahshon (IR)*			UFA					

SPECIAL TEAMS		2023	2024	2025	2026	2027	2028	2029
ST	Anger, Bryan			UFA				
	Aubrey, Brandon				RFA	UFA		
	Sieg, Trent		UFA					

- Player is under contract for season
- Player will be an exclusive rights free agent
- Player will be an unrestricted free agent
- Player will be a restricted free agent
- Player has a club option available

*-Reserve/Injured #-Reserve/PUP or NFI &-Reserve/Suspended

WHEN BUILT AND WHEN THEY GOT TO THE COWBOYS

1st Round (14)

[9] Tyron Smith (2011)
 [10] Stephon Gilmore (2012-BUF)
 [16] Zack Martin (2014)
 [20] Brandin Cooks (2014-NO)
 [3] Dante Fowler (2015-JAX)
 [15] Malik Hooker (2017-IND)
 [19] Leighton Vander Esch (2018)
 [21] Billy Price (2018-CIN)[^]
 [17] CeeDee Lamb (2020)
 [30] Noah Igbinoghene (2020-MIA)
 [3] Trey Lance (2021-SF)
 [12] Micah Parsons (2021)
 [24] Tyler Smith (2022)
 [26] Mazi Smith (2023)

2nd Round (5)

[49] Johnathan Hankins (2013-NYG)
 [34] DeMarcus Lawrence (2014)
 [51] Trevon Diggs (2020)*
 [56] Sam Williams (2022)
 [58] Luke Schoonmaker (2023)

3rd Round (11)

[70] Bryan Anger (2012-JAX)
 [92] Jourdan Lewis (2017)
 [78] Malik Jefferson (2018-CIN)[^]
 [81] Michael Gallup (2018)
 [92] Chuma Edoga (2019-NYJ)
 [82] Neville Gallimore (2020)
 [75] Osa Odighizuwa (2021)
 [84] Chauncey Golston (2021)
 [99] Nahshon Wright (2021)*
 [88] Jalen Tolbert (2022)
 [90] DeMarvion Overshown (2023)*

4th Round (9)

[135] Dak Prescott (2016)
 [136] Sean Harlow (2017-ATL)[^]
 [116] Dorance Armstrong (2018)
 [119] Sheldrick Redwine (2019-CLE)[^]
 [128] Tony Pollard (2019)
 [146] Tyler Biadasz (2020)
 [138] Josh Ball (2021)*
 [129] Jake Ferguson (2022)
 [129] Viliami Fehoko (2023)

5th Round (4)

[155] Matt Waletzko (2022)*
 [167] DaRon Bland (2022)
 [176] Damone Clark (2022)
 [169] Asim Richards (2023)

6th Round (4)

[213] Donovan Wilson (2019)
 [227] Israel Mukuamu (2021)
 [178] Eric Scott (2023)
 [121] Deuce Vaughn (2023)

7th Round (2)

[244] Jayron Kearse (2016-MIN)
 [244] Jalen Brooks (2023)

Undrafted (27)

C.J. Goodwin (2014-PIT)
 Cooper Rush (2017)
 Trent Sieg (2018)
 Tyron Billy-Johnson (2019)[^]
 Rico Dowdle (2020)
 Sean McKeon (2020)[^]
 Willington Previlon (2020)[^]
 Terence Steele (2020)
 Alex Taylor-Prioleau (2020)[^]
 Markquese Bell (2022)
 Malik Davis (2022)[^]
 Peyton Hendershot (2022)
 Brock Hoffman (2022)
 Juanyeh Thomas (2022)
 KaVontae Turpin (2022)
 Brandon Aubrey (2023)
 T.J. Bass (2023)
 Earl Bostick (2023)[^]
 Josh Butler (2023)[^]
 Jalen Cropper (2023)[^]
 David Durden (2023)*
 Princeton Fant (2023)[^]
 Durrell Johnson (2023)[^]
 Mikel Jones (2023)[^]
 Hunter Luepke (2023)
 John Stephens (2023)*[^]
 Tyrus Wheat (2023)[^]

Key: [^] Practice Squad, * Reserve/Injured

WHEN THEY GOT TO THE COWBOYS

2011 (1)

Tyron Smith, Round 1

2014 (2)

Zack Martin, Round 1
 DeMarcus Lawrence, Round 2

2016 (1)

Dak Prescott, Round 4

2017 (1)

Jourdan Lewis, Round 3

2018 (4)

Leighton Vander Esch, Round 1
 Michael Gallup, Round 3
 Dorance Armstrong, Round 4
 C.J. Goodwin, Practice Squad (CIN)

2019 (2)

Tony Pollard, Round 4
 Donovan Wilson, Round 6

2020 (8)

CeeDee Lamb, Round 1
 Trevon Diggs, Round 2*
 Neville Gallimore, Round 3
 Tyler Biadasz, Round 4
 Rico Dowdle, UDFA
 Sean McKeon, UDFA[^]
 Cooper Rush, FA
 Terence Steele, UDFA

2021 (9)

Micah Parsons, Round 1
 Chauncey Golston, Round 3
 Osa Odighizuwa, Round 3
 Nahshon Wright, Round 3*
 Josh Ball, Round 4*
 Israel Mukuamu, Round 6
 Bryan Anger, FA
 Malik Hooker, FA
 Jayron Kearse, FA

2022 (18)

Tyler Smith, Round 1
 Sam Williams, Round 2
 Jalen Tolbert, Round 3
 Jake Ferguson, Round 4
 DaRon Bland, Round 5
 Damone Clark, Round 5
 Matt Waletzko, Round 5*
 Markquese Bell, UDFA
 Malik Davis, UDFA[^]
 Dante Fowler, UFA
 Johnathan Hankins, Trades (LV)
 Peyton Hendershot, UDFA
 Brock Hoffman, FA
 Malik Jefferson, FA[^]
 Sheldrick Redwine, FA[^]
 Alex Taylor-Prioleau, FA[^]
 Juanyeh Thomas, UDFA
 KaVontae Turpin, UDFA

2023 (30)

Mazi Smith, Round 1
 Luke Schoonmaker, Round 2
 DeMarvion Overshown, Round 3*
 Viliami Fehoko, Round 4
 Asim Richards, Round 5
 Eric Scott, Round 6
 Deuce Vaughn, Round 6
 Jalen Brooks, Round 7
 Brandon Aubrey, FA
 T.J. Bass, UDFA
 Tyron Billy-Johnson, FA[^]
 Earl Bostick, UDFA[^]
 Josh Butler, FA[^]
 Brandin Cooks, Trades (HOU)
 Jalen Cropper, UDFA[^]
 David Durden, UDFA*
 Chuma Edoga, UFA (ATL)
 Princeton Fant, UDFA[^]
 Stephon Gilmore, Trades (IND)
 Sean Harlow, FA[^]
 Noah Igbinoghene, Trades (MIA)
 Durrell Johnson, UDFA[^]
 Mikel Jones, FA[^]
 Trey Lance, Trades (SF)
 Hunter Luepke, UDFA
 Willington Previlon, UDFA[^]
 Billy Price, FA[^]
 Trent Sieg, FA
 John Stephens, UDFA*
 Tyrus Wheat, UDFA[^]

2023 TRANSACTIONS BY DATE

- Jan. 23..... Signed **Dontario Drummond, Brock Hoffman, Alec Lindstrom, Sheldrick Redwine** and **Juanyeh Thomas** to the Reserve/Futures list.
- Jan. 24..... Signed **Tyler Coyle** to the Reserve/Futures list.
- Jan. 25..... Signed **Antonio Callaway, Dennis Houston** and **Alex Taylor** to the Reserve/Futures list.
- Jan. 26..... Signed **Isaac Alarcon** and **Seth Green** to the Reserve/Futures list.
- Feb. 8..... Signed **Malik Jefferson** to the Reserve/Futures list.
- Feb. 22..... Signed **Tristan Vizcaino**.
- Feb. 24..... Named **Jeff Blasko** as Run Game Coordinator/RB coach, **Ramon Chinyoung** as Quality Control/Asst. OL coach, **Ryan Federer** as Game Management/Off. Assistant, **Sharrif Floyd** as Quality Control/Asst. DL coach, **Will Harriger** as Quality Control/Off. Assistant, **Chase Haslett** as Asst. Tight Ends coach, **Cannon Matthews** as Asst. Defensive Backs coach, **Pete Ohnegian** as Quality Control/Def. Assistant coach, **Brian Schottenheimer** as Offensive Coordinator, **Mike Solari** as Offensive Line coach, **Darian Thompson** as Quality Control/Asst. LB coach and **Scott Tolzien** as Quarterbacks coach.
- March 6.... Placed the franchise tag on **Tony Pollard**.
- March 14.. Re-signed **Leighton Vander Esch** and **Donovan Wilson** and acquired **Stephon Gilmore** in a trade with Indianapolis.
- March 15.. Released **Ezekiel Elliott**.
- March 17.. Re-signed **C.J. Goodwin** and **Cooper Rush**.
- March 18.. Acquired **Brandin Cooks** in a trade with Houston.
- March 21.. Signed **Rico Dowdle, Chuma Edoga** and **Ronald Jones**.
- March 22.. Signed **Dante Fowler, Takk McKinley** and **Trent Sieg**.
- March 23.. Signed **Tony Pollard** to the franchise tag.
- April 4..... Signed **Johnathan Hankins**.
- April 27 Drafted **Mazi Smith**.
- April 28 Drafted **Luke Schoonmaker** and **DeMarvion Overshown**.
- April 29 Drafted **Viliani Fehoko, Asim Richards, Eric Scott, Deuce Vaughn** and **Jalen Brooks**.
- May 12..... Signed **Jose Barbon, T.J. Bass, Earl Bostick, Jalen Brooks, Myles Brooks, Jalen Cropper, David Durden, Princeton Fant, Viliani Fehoko, Durrell Johnson, Isaiah Land, Hunter Luepke, D'Angelo Mandell, DeMarvion Overshown, Asim Richards, Luke Schoonmaker, Eric Scott, Mazi Smith, John Stephens, Deuce Vaughn** and **Tyrus Wheat**.
- June 5..... Waived **Antonio Callway** and signed **Tyron Johnson**.
- June 7..... Signed **Ben Banogu**.
- June 9..... Waived **Takk McKinley**.
- July 6 Signed **Brandon Aubrey**.
- July 25 Placed **Jourdan Lewis** on Active/PUP and **Luke Schoonmaker** on Active/NFI, signed **Josh Butler**. Signed **Trevon Diggs** to a five-year extension.
- August 5 ... Signed **Malik Hooker** to a three-year extension.
- August 7 ... Released **Tristan Vizcaino** and activated **Luke Schoonmaker** from Active/NFI.
- August 26 . Acquired **Trey Lance** in a trade with San Francisco.
- August 29 . Released **Isaac Alarcon, Ben Banogu, Jose Barbon, Tyron Billy-Johnson, Quinton Bohanna, Earl Bostick, Myles Brooks, Josh Butler, Jabril Cox, Tyler Coyle, Jalen Cropper, Malik Davis, Dontario Drummond, Chuma Edoga, Princeton Fant, Matt Farniok, Simi Fehoko, C.J. Goodwin, Seth Green, Will Grier, Brock Hoffman, Dennis Houston, Malik Jefferson, Durrell Johnson, Isaiah Land, Alec Lindstrom, D'Angelo Mandell, Sean McKeon, Sheldrick Redwine, Trent Sieg, Alex Taylor-Prioleau** and **Tyrus Wheat**. Placed **Josh Ball, David Durden, DeMarvion Overshown** and **John Stephens** on Reserve/Injured. Traded **Kelvin Joseph** to Miami and acquired **Noah Igbinoghene**.
- August 30 . Signed **Tyron Billy-Johnson, Earl Bostick, Josh Butler, Jalen Cropper, Malik Davis, Princeton Fant, C.J. Goodwin, Brock Hoffman, Malik Jefferson, Durrell Johnson, Sean McKeon, Sheldrick Redwine, Alex Taylor-Prioleau** and **Tyrus Wheat** to the practice squad. Placed **Matt Waletzko** and **Nahshon Wright** on Reserve/Injured and signed **Chuma Edoga** and **Trent Sieg** to the active roster.
- August 31 . Signed **Sean Harlow** and **Willington Previlon** to the practice squad.
- Sept. 4 Signed **Terence Steele** to a five-year extension.
- Sept. 18 Released **Ronald Jones**.
- Sept. 23 Placed **Trevon Diggs** on Reserve/Injured and signed **C.J. Goodwin** to the active roster.
- Sept. 27 Signed **Billy Price** to the practice squad.
- Sept. 28 Released **Devin Harper**.
- Sept. 30 Signed **Brock Hoffman** to the active roster.
- Oct. 3 Signed **Mikel Jones** to the practice squad.

2023 TRANSACTIONS BY PLAYER

ALARCON, Isaac - T
 1/26..... Signed as a Reserve/Future
 8/29..... Released

AUBREY, Brandon - K
 7/6..... Signed

BALL, Josh - G/T
 8/29..... Placed on Reserve/Injured

BANOBU, Ben - DE
 6/7..... Signed
 8/29..... Released

BARBON, Jose - WR
 5/12..... Signed
 8/29..... Released

BASS, T.J. - G
 5/12..... Signed

BILLY-JOHNSON, Tyron - WR
 6/5..... Signed
 8/29..... Released
 8/30..... Signed to practice squad

BLASKO, Jeff
 2/24..... Named Run Game Coordinator/RB Coach

BOSTICK, Earl - T
 5/12..... Signed
 8/29..... Released
 8/30..... Signed to practice squad

BROOKS, Jalen - WR
 4/29..... Drafted in the seventh round

BROOKS, Myles - CB
 5/12..... Signed
 8/29..... Released

BUTLER, Josh - CB
 7/25..... Signed
 8/29..... Released
 8/30..... Signed to practice squad

CALLWAY, Antonio - WR
 1/25..... Signed as a Reserve/Future
 6/5..... Released

CHINYOUNG, Ramon
 2/24..... Named Quality Control/Asst. OL Coach

COOKS, Brandin - WR
 3/18..... Acquired in trade with Houston

COX, Jabril - LB
 8/29..... Released

COYLE, Tyler - S
 1/24..... Signed as a Reserve/Future
 8/29..... Released

CROPPER, Jalen - WR
 5/12..... Signed
 8/29..... Released
 8/30..... Signed to practice squad

DAVIS, Malik - RB
 8/29..... Released
 8/30..... Signed to practice squad

DIGGS, Trevon - CB
 7/25..... Signed a contract extension though 2027
 9/23..... Placed on Reserve/Injured

DOWDLE, Rico - RB
 3/21..... Signed

DRUMMOND, Dontario - WR
 1/23..... Signed as a Reserve/Future
 8/29..... Released

DURDEN, David - WR
 5/12..... Signed
 8/29..... Placed on Reserve/Injured

EDOGA, Chuma - T
 3/21..... Signed
 8/29..... Released
 8/30..... Signed

ELLIOTT, Ezekiel - RB
 3/15..... Released

FANT, Princeton - TE
 5/12..... Signed
 8/29..... Released
 8/30..... Signed to practice squad

FARNIOK, Matt - G
 8/29..... Released

FEDER, Ryan
 2/24..... Named Game Management/Off. Assistant

FEHOKO, Simi - WR
 8/29..... Released

FEHOKO, Viliami - DE
 4/29..... Drafted in the fourth round

FLOYD, Shariff
 2/24..... Named Quality Control/Asst. DL Coach

FOWLER, Dante - DE
 3/22..... Signed

GILMORE, Stephon - CB
 3/14..... Acquired in trade with Indianapolis

GOODWIN, C.J. - CB
 3/17..... Signed
 8/29..... Released
 8/30..... Signed to practice squad
 9/23..... Signed

GREEN, Seth - TE
 1/26..... Signed as a Reserve/Future
 8/29..... Released

GRIER, Will - QB
 8/29..... Released

HANKINS, Johnathan - DT
 4/4..... Signed

HARLOW, Sean - G
 8/31..... Signed to practice squad

HARPER, Devin - LB
 9/28..... Released

HARRIGER, Will
 2/24..... Named Quality Control/Off. Assistant

HASLETT, Chase
 2/24..... Named Assistant Tight Ends Coach

HOFFMAN, Brock - C
 1/23..... Signed as a Reserve/Future
 8/29..... Released
 8/30..... Signed to practice squad
 9/30..... Signed to active roster

HOOKER, Malik - S
 8/5..... Signed a contract extension through 2025

HOUSTON, Dennis - WR
 1/25..... Signed as a Reserve/Future
 8/29..... Released

IGBINOGHENE, Noah - CB
 8/29..... Acquired via trade

JEFFERSON, Malik - LB
 2/8..... Signed as a Reserve/Future
 8/29..... Released
 8/30..... Signed to practice squad

JOHNSON, Durrell - DE
 5/12..... Signed
 8/29..... Released
 8/30..... Signed to practice squad

JONES, Mikel - LB
 10/3..... Signed to practice squad

JONES, Ronald - RB
 3/21..... Signed
 8/29..... Placed on Reserve/Suspended
 9/18..... Released

LANCE, Trey - QB
 8/26..... Acquired via trade

LAND, Isaiah - LB
 5/12..... Signed
 8/29..... Released

LEWIS, Jourdan - CB
 7/25..... Placed on Active/PUP

LINDSTROM, Alec - C
 1/23..... Signed as a Reserve/Future
 8/29..... Released

LUEPKE, Hunter - FB
 5/12..... Signed

MANDELL, D'Angelo - CB
 5/12..... Signed
 8/29..... Released

MATTHEWS, Cannon
 2/24..... Named Asst. Defensive Backs Coach

McKEON, Sean - TE
 8/29..... Released

8/30..... Signed to practice squad

McKINLEY, Takk - DE
 3/22..... Signed
 6/9..... Released

OHNEGIAN, Pete
 2/24..... Named Quality Control/Def. Assistant

OVERSHOWN, DeMarvion - LB
 4/28..... Drafted in the third round
 8/29..... Placed on Reserve/Injured

POLLARD, Tony - RB
 3/6..... Designated franchise tag player
 3/23..... Signed franchise tag

PREVILON, Willington - DT
 8/31..... Signed to practice squad

PRICE, Billy - C
 9/27..... Signed to practice squad

REDWINE, Sheldrick - DB
 1/23..... Signed as a Reserve/Future
 8/29..... Released
 8/30..... Signed to practice squad

RICHARDS, Asim - T
 4/29..... Drafted in the fifth round

RUSH, Cooper - QB
 3/17..... Signed

SCHOONMAKER, Luke - TE
 4/28..... Drafted in the second round
 7/25..... Placed on Active/NFI
 8/7..... Passed physical

SCHOTTENHEIMER, Brian
 2/24..... Named Offensive Coordinator

SCOTT, Eric - CB
 4/29..... Drafted in the sixth round

SIEG, Trent - LS
 3/22..... Signed
 8/29..... Released
 8/30..... Signed

SMITH, Mazi - DT
 4/27..... Drafted in the first round

SOLARI, Mike
 2/24..... Named Offensive Line Coach

STEELE, Terence - T
 9/4..... Signed a five-year extension

STEPHENS, John - TE
 5/12..... Signed
 8/29..... Placed on Reserve/Injured

TAYLOR-PRIOLEAU, Alex - T
 1/25..... Signed as a Reserve/Future
 8/29..... Released
 8/30..... Signed to practice squad

THOMAS, Juanyeh - S
 1/23..... Signed as a Reserve/Future

THOMPSON, Darian
 2/24..... Named Quality Control/Asst. LB Coach

TOLZIEN, Scott
 2/24..... Named Quarterbacks Coach

VANDER ESCH, Leighton - LB
 3/14..... Signed

VAUGHN, Deuce - RB
 4/29..... Drafted in the sixth round

VIZCAINO, Tristan - K
 2/22..... Signed
 8/7..... Released

WHEAT, Tyrus - LB
 5/12..... Signed
 8/29..... Released
 8/30..... Signed to practice squad

WILSON, Donovan - S
 3/14..... Signed



TEAM AND INDIVIDUAL STATS

2023 DALLAS COWBOYS STATISTICS

WON 3, LOST 2

9/10	W	40-0	at N.Y. Giants	80,809
9/17	W	30-10	N.Y. Jets	93,689
9/24	L	16-28	at Arizona	62,915
10/1	W	38-3	New England	93,719
10/8	L	10-42	at San Francisco	71,617

2023 TEAM STATISTICS

	DAL	OPP.
FIRST DOWNS	100	81
Rushing	36	30
Passing	55	39
Penalty	9	12
Third Down-Made/Att	36/73	21/60
Third Down Efficiency	49.3%	35.0%
Fourth Down-Made/Att	1/5	4/9
Fourth Down Efficiency	20.0%	44.4%
TOTAL NET YARDS	1,637	1,460
Avg. Per Game	327.4	292.0
Total Plays	331	286
Avg. Per Play	4.9	5.1
NET YARDS RUSHING	622	617
Avg. Per Game	124.4	123.4
Total Rushes	156	138
Avg. Per Rush	4.0	4.5
NET YARDS PASSING	1,015	843
Avg. Per Game	203.0	168.6
Sacked/Yards Lost	10/74	15/86
Gross Yards	1,089	929
Attempts/Completions	165/115	133/80
Pct. of Completion	69.7%	60.2%
Had Intercepted	4	7
PUNTS/AVERAGE	15/51.3	19/47.7
Net Punting Average	45.3	45.6
PUNT RETURN/AVG.	6/6.7	9/7.8
KICKOFF RETURN/AVG.	5/13.6	1/28.0
INTERCEPTION RETURN/AVG.	7/18.0	4/12.3
PENALTIES/YARDS	35/272	31/265
FUMBLES/BALL LOST	5/1	8/4
TOUCHDOWNS	13	10
Rushing	4	4
Passing	5	6
Returns	4	0
EXTRA POINTS/ATTEMPTS	10/11	8/8
TWO POINT CONVERSION/ATT.	2/2	0/2
FIELD GOALS/ATTEMPTS	14/14	5/8
AVG. TIME OF POSSESSION	32:17	27:43

SCORE BY PERIODS

	Q1	Q2	Q3	Q4	OT	PTS
TEAM	36	53	22	23	0	134
OPPONENTS	19	36	7	21	0	83

SCORING

	TD	RU	PA	RT	PAT	FG	2PT	S	PTS
B. Aubrey	0	0	0	0	10/11	14/14	0	0	52
T. Pollard	2	2	0	0	0/0	0/0	1	0	14
D. Bland	2	0	0	2	0/0	0/0	0	0	12
K. Turpin	2	1	1	0	0/0	0/0	0	0	12
R. Dowdle	1	0	1	0	0/0	0/0	0	0	6
J. Ferguson	1	0	1	0	0/0	0/0	0	0	6
N. Igbinoghene	1	0	0	1	0/0	0/0	0	0	6
C. Lamb	1	0	1	0	0/0	0/0	0	0	6
H. Luepke	1	1	0	0	0/0	0/0	0	0	6
L. Schoonmaker	1	0	1	0	0/0	0/0	0	0	6
L. Vander Esch	1	0	0	1	0/0	0/0	0	0	6
C. Golston	0	0	0	0	0/0	0/0	1	0	2
TEAM	13	4	5	4	10/11	14/14	2	0	134
OPPONENTS	10	4	6	0	8/8	5/8	0	0	83

2-Pt Conv: C. Golston 1, T. Pollard 1, **TM** 2-2, **OPP** 0-2

SACKS: M. Parsons 4.0, O. Odighizuwa 3.0, D. Lawrence 2.0, D. Armstrong 2.0, S. Williams 1.0, D. Fowler 1.0, J. Kearsse 1.0, C. Golston 1.0, **TM** 15.0, **OPP** 10.0

FUM/LOST: T. Pollard 2/1, K. Turpin 1/0, C. Lamb 1/0, B. Cooks 1/0, **TM** 5/1, **OPP** 8/4

PASSING	ATT	CMP	YDS	CMP%	YDS/ATT	TD	TD%	INT	INT%	LONG	SACK/LOST	RATING
D. Prescott	160	111	1,061	69.4	6.6	5	3.1	4	2.5	49	9/66	87.5
C. Rush	5	4	28	80.0	5.6	0	0.0	0	0.0	13	1/8	90.0
B. Anger	1	1	0	100.0	0.0	0	0.0	0	0.0	00	0/0	79.2
TEAM	166	116	1,089	69.9	6.6	5	3.0	4	2.4	49	10.0/74	87.7
OPPONENTS	133	80	929	60.2	7.0	6	4.5	7	5.3	69	15.0/86	74.4

RUSHING	NO.	YDS	AVG	LONG	TD
T. Pollard	81	340	4.2	31	2
R. Dowdle	25	95	3.8	10	0
K. Turpin	6	66	11.0	46	1
D. Prescott	12	45	3.8	15	0
D. Vaughn	20	40	2.0	13	0
C. Lamb	3	21	7.0	12	0
H. Luepke	3	13	4.3	9	1
B. Cooks	1	6	6.0	6	0
P. Hendershot	1	0	0.0	0	0
C. Rush	4	-4	-1.0	0	0
TEAM	156	622	4.0	46	4
OPPONENTS	138	617	4.5	45t	4

RECEIVING	NO.	YDS	AVG	LONG	TD
C. Lamb	27	358	13.3	49	1
J. Ferguson	20	175	8.8	21	1
M. Gallup	15	180	12.0	29	0
T. Pollard	19	96	5.1	26	0
B. Cooks	9	73	8.1	16	0
J. Tolbert	7	71	10.1	18	0
K. Turpin	5	51	10.2	26t	1
R. Dowdle	5	50	10.0	17	1
L. Schoonmaker	1	1	1.0	1t	1
D. Vaughn	5	19	3.8	11	0
P. Hendershot	1	3	3.0	3	0
H. Luepke	1	12	12.0	12	0
TEAM	115	1,089	9.5	49	5
OPPONENTS	80	929	11.6	69	6

INTERCEPTIONS	NO.	YDS	AVG	LONG	TD
D. Bland	3	86	28.7	54t	2
J. Kearsse	1	32	32.0	32	0
T. Diggs	1	8	8.0	8	0
S. Gilmore	1	0	0.0	0	0
M. Hooker	1	0	0.0	0	0
TEAM	7	126	18.0	54t	2
OPPONENTS	4	49	12.3	26	0

PUNTING	NO.	YDS	AVG	NET	TB	IN	LG	B
B. Anger	15	769	51.3	45.3	1	5	57	0
TEAM	15	769	51.3	45.3	1	5	57	0
OPPONENTS	19	907	47.7	45.6	0	4	62	0

PUNT RETURNS	RET	FC	YDS	AVG	LONG	TD
K. Turpin	5	9	30	6.0	12	0
D. Vaughn	1	0	10	10.0	10	0
TEAM	6	9	40	6.7	12	0
OPPONENTS	9	4	70	7.8	19	0

KICKOFF RETURNS	NO.	YDS	AVG	LONG	TD
R. Dowdle	2	35	17.5	22	0
K. Turpin	2	33	16.5	18	0
H. Luepke	1	0	0.0	0	0
TEAM	5	68	13.6	22	0
OPPONENTS	1	28	28.0	28	0

FIELD GOALS	1-19	20-29	30-39	40-49	50+
B. Aubrey	0/0	7/7	4/4	1/1	2/2
TEAM	0/0	7/7	4/4	1/1	2/2
OPPONENTS	0/0	1/1	2/3	1/2	1/2

B. Aubrey: (21, 38) (35, 21, 55, 26, 30) (49, 27, 26) (23, 23, 33) (50)

OPP: (45B, 36WL) (34) (39, 43, 62) (29, 52WR) ()

2023 DALLAS COWBOYS DEFENSIVE STATISTICS

RNK	PLAYER	TKL	AST	TOTAL	SACKS/YDS	TFL/YDS	QBPR	FR	FF	INT/YDS	PD
1.	Vander Esch, Leighton	18	17	35		1/-2	2	1			
2.	Clark, Damone	17	12	29		1/-2					
3.	Hooker, Malik	12	13	25						1/0	2
4.	Gilmore, Stephon	18	3	21						1/0	5
5.	Bell, Markquese	13	8	21		1/-5	1		1		
6.	Kearse, Jayron	15	5	20	1.0/-2	1/-4	1			1/32	3
7.	Bland, DaRon	14	6	20		1/-3	2			3/86	5
8.	Wilson, Donovan	12	7	19		1/-5	1				
9.	Parsons, Micah	8	10	18	4.0/-32	3/-7	24	1	1		1
10.	Odighizuwa, Osa	6	12	18	3.0/-18	1/-1	5				
11.	Hankins, Johnathan	5	9	14			1				2
12.	Lawrence, DeMarcus	6	7	13	2.0/-10	2/-6	16				1
13.	Lewis, Jourdan	7	3	10		1/-1		1	1		1
14.	Armstrong, Dorance	3	7	10	2.0/-8	1/-2	8				
15.	Golston, Chauncey	2	6	8	1.0/-9		4		1		
16.	Diggs, Trevon	4	2	6					1	1/8	3
17.	Thomas, Juanyeh	3	2	5			1				1
18.	Smith, Mazi	2	3	5		1/-2	1				
19.	Gallimore, Neville	3	1	4		1/-2	3				
20.	Williams, Sam	0	4	4	1.0/-7		5				
21.	Fowler, Dante	2	0	2	1.0/0	1/-5	8		1		2
22.	Jefferson, Malik	1	1	2		1/-4					
23.	Goodwin, C.J.	0	2	2							
	Harper, Devin	0	2	2							
25.	Mukuamu, Israel								1		

Ast=Assist, TFL=Tackle for a Loss, QBPR=Pressures, Int=Interception, FR=Fumble Recovery, FF=Forced Fumble, PD=Pass Defense

2023 COWBOYS SPECIAL TEAMS							
RNK	PLAYER	S	A	TOT	FF	FR	BL
1.	Goodwin, C.J.	3	0	3			
2.	Clark, Damone	2	0	2			
	Tolbert, Jalen	2	0	2			
4.	Harper, Devin	1	0	1			
	Luepke, Hunter	1	0	1			
	Sieg, Trent	1	0	1			
7.	Thomas, Juanyeh	0	0	0			1

DEFENSIVE STATS BY RANK							
PRESSURES		SACKS		TACKLES FOR LOSS		INTERCEPTIONS	
PLAYER	NO	PLAYER	NO	PLAYER	NO	PLAYER	NO
1. M. Parsons	24	1. M. Parsons	4.0	1. M. Parsons	3	1. D. Bland	3
2. D. Lawrence	16	2. O. Odighizuwa	3.0	2. D. Lawrence	2	2. T. Diggs	1
3. D. Armstrong	8	3. D. Armstrong	2.0	3. D. Armstrong	1	S. Gilmore	1
		D. Fowler	2.0	M. Bell	1	M. Hooker	1
5. O. Odighizuwa	5	5. D. Fowler	1.0	D. Bland	1	J. Kearse	1

FORCED FUMBLES		FUMBLE RECOVERIES		PASSES DEFENSED	
PLAYER	NO	PLAYER	NO	PLAYER	NO
1. M. Bell	1	1. J. Lewis	1	1. D. Bland	5
T. Diggs	1	I. Mukuamu	1	S. Gilmore	5
D. Fowler	1	M. Parsons	1	3. T. Diggs	3
C. Golston	1	L. Vander Esch	1	J. Kearse	3
J. Lewis	1			5. D. Fowler	2

2023 TEAM STATS

COWBOYS

	FIRST DOWNS			TOTAL OFF.			RUSHING			PASSING			INT BY DAL.			PUNTS			PUNT RETURNS			KO RETURNS			PEN.			FUM.			SCORING			T.O.P.		
	T	R	Pa	YDS	PLYS	AVG	YDS	ATT	AVG	YDS	SKYD	ATT	NO	YDS	TD	NO	AVG	NO	YDS	FC	TD	NO	YDS	TD	NO	YDS	NO	YDS	NOLIT	TD	TD	TD	PAT		2PT	FG
9/10 @ N.Y. Giants	18	7	8	285	55	4.8	122	30	4.1	143	0/0	25	2	22	1	3	-48.7	2	17	0	0	1	0	0	5	-35	10	5	3	0	2	4/5	0/0	22	26:32	
9/17 N.Y. JETS	26	8	16	382	83	4.6	134	44	3.0	248	1/7	38	3	40	0	3	-51.7	0	0	4	0	1	0	0	6	-38	10	2	0	2	0	2/2	1/1	5/5	42:15	
9/24 @ Arizona	26	12	11	416	75	5.5	185	33	5.6	231	2/18	40	25	1	0	2	-51.0	1	0	1	0	0	0	0	13	-107	0	1	0	1	0	1/1	0/0	3/3	34:33	
10/1 NEW ENGLAND	22	6	15	377	69	5.5	124	30	4.1	253	3/28	36	30	0	2	2	-56.0	2	13	3	0	0	0	0	5	-32	20	4	1	1	1	3/3	1/1	3/3	35:09	
10/8 @ San Francisco	8	3	5	197	49	4.0	57	19	3.0	140	4/21	26	16	3	0	5	-50.8	1	10	1	0	4	68	0	6	-60	1/1	1	0	1	0	1/1	0/0	1/1	22:55	
10/16 @ LA Chargers																																				
10/29 LA RAMS																																				
11/5 @ Philadelphia																																				
11/12 N.Y. GIANTS																																				
11/19 @ Carolina																																				
11/23 WASHINGTON																																				
11/30 SEATTLE																																				
12/10 PHILADELPHIA																																				
12/17 @ Buffalo																																				
12/24 @ Miami																																				
12/30 DETROIT																																				
1/7/23 @ Washington																																				
2023 Totals	100	36	55	1637	331	4.9	622	156	4.0	1015	10 / 74	165	115	4	7	126	2	# -76.9	6	40	9	0	5	68	0	35	- 272	5/1	13	4	5	3	11/12	2/2	14/14	32:20

3rd DOWN EFFICIENCY
 9/10 @ N.Y. Giants 6/13 46.2%
 9/17 N.Y. JETS 9/18 50.0%
 9/24 @ Arizona 9/16 50.0%
 10/1 NEW ENGLAND 8/15 53.3%
 10/8 @ San Francisco 4/11 36.4%

10/16 @ LA Chargers
 10/29 LA RAMS
 11/5 @ Philadelphia
 11/12 N.Y. GIANTS
 11/19 @ Carolina
 11/23 WASHINGTON
 11/30 SEATTLE
 12/10 PHILADELPHIA
 12/17 @ Buffalo
 12/24 @ Miami
 1/7/23 @ Washington

11/19 @ Carolina
 11/23 WASHINGTON
 11/30 SEATTLE
 12/10 PHILADELPHIA
 12/17 @ Buffalo
 12/24 @ Miami
 1/7/23 @ Washington

12/17 @ Buffalo
 12/24 @ Miami
 1/7/23 @ Washington

12/17 @ Buffalo
 12/24 @ Miami
 1/7/23 @ Washington

12/17 @ Buffalo
 12/24 @ Miami
 1/7/23 @ Washington

12/17 @ Buffalo
 12/24 @ Miami
 1/7/23 @ Washington

12/17 @ Buffalo
 12/24 @ Miami
 1/7/23 @ Washington

12/17 @ Buffalo
 12/24 @ Miami
 1/7/23 @ Washington

12/17 @ Buffalo
 12/24 @ Miami
 1/7/23 @ Washington

12/17 @ Buffalo
 12/24 @ Miami
 1/7/23 @ Washington

12/17 @ Buffalo
 12/24 @ Miami
 1/7/23 @ Washington

12/17 @ Buffalo
 12/24 @ Miami
 1/7/23 @ Washington

12/17 @ Buffalo
 12/24 @ Miami
 1/7/23 @ Washington

12/17 @ Buffalo
 12/24 @ Miami
 1/7/23 @ Washington

SEASON TOTAL
 36 / 73 49.3%

11/19 @ Carolina
 11/23 WASHINGTON
 11/30 SEATTLE
 12/10 PHILADELPHIA

12/17 @ Buffalo
 12/24 @ Miami
 1/7/23 @ Washington

12/17 @ Buffalo
 12/24 @ Miami
 1/7/23 @ Washington

12/17 @ Buffalo
 12/24 @ Miami
 1/7/23 @ Washington

12/17 @ Buffalo
 12/24 @ Miami
 1/7/23 @ Washington

12/17 @ Buffalo
 12/24 @ Miami
 1/7/23 @ Washington

12/17 @ Buffalo
 12/24 @ Miami
 1/7/23 @ Washington

12/17 @ Buffalo
 12/24 @ Miami
 1/7/23 @ Washington

12/17 @ Buffalo
 12/24 @ Miami
 1/7/23 @ Washington

12/17 @ Buffalo
 12/24 @ Miami
 1/7/23 @ Washington

12/17 @ Buffalo
 12/24 @ Miami
 1/7/23 @ Washington

12/17 @ Buffalo
 12/24 @ Miami
 1/7/23 @ Washington

12/17 @ Buffalo
 12/24 @ Miami
 1/7/23 @ Washington

12/17 @ Buffalo
 12/24 @ Miami
 1/7/23 @ Washington

SEASON TOTAL
 21 / 60 35.0%

TEAM GAME-BY-GAME SCORING

DATE	OPPONENT	W/L/T	COWBOYS						OPPONENTS						POINT DIFF	OVERALL RECORD
			1ST	2ND	3RD	4TH	OT	TOTAL	1ST	2ND	3RD	4TH	OT	TOTAL		
9/10	at N.Y. Giants	W	16	10	7	7	--	40	0	0	0	0	--	0	+40	1-0
9/17	N.Y. Jets	W	7	11	6	6	--	30	0	10	0	0	--	10	+20	2-0
9/24	at Arizona	L	3	7	3	3	--	16	9	12	0	7	--	28	-12	2-1
10/1	New England	W	10	18	3	7	--	38	3	0	0	0	--	3	+35	3-1
10/8	at San Francisco	L	0	7	3	0	--	10	7	14	7	14	--	42	-32	3-2
10/16	at L.A. Chargers															
10/29	L.A. Rams															
11/5	at Philadelphia															
11/12	N.Y. Giants															
11/19	at Carolina															
11/23	Washington															
11/30	Seattle															
12/10	Philadelphia															
12/17	at Buffalo															
12/24	at Miami															
12/30	Detroit															
1/7	at Washington															
	2023 TOTALS	3-2	36	53	22	23	--	134	19	36	7	21	--	83	51	3-2
	AVG/GAME		7.2	10.6	4.4	4.6	--	26.8	3.8	7.2	1.4	4.2	--	16.6	10.2	

INDIVIDUAL GAME-BY-GAME RUSHING

		TONY POLLARD					RICO DOWDLE					KAVONTAE TURPIN					DAK PRESCOTT				
DATE	OPP.	NO.	YDS	AVG	LG	TD	NO.	YDS	AVG	LG	TD	NO.	YDS	AVG	LG	TD	NO.	YDS	AVG	LG	TD
9/10	at N.Y. Giants	14	70	5.0	25	2	6	24	4.0	10	0	3	14	4.7	7t	1	1	6	6.0	6	0
9/17	N.Y. Jets	25	72	2.9	23	0	7	26	3.7	9	0	2	6	3.0	6	0	6	14	2.3	15	0
9/24	at Arizona	23	122	5.3	31	0	4	21	5.3	10	0	3	24	8.0	13	0	3	24	8.0	13	0
10/1	New England	11	47	4.3	16	0	3	9	3.0	9	0	1	46	46.0	46	0	1	-1	-1.0	-1	0
10/8	at San Francisco	8	29	3.6	10	0	5	15	3.0	8	0						1	2	2.0	2	0
10/16	at L.A. Chargers																				
10/29	L.A. Rams																				
11/5	at Philadelphia																				
11/12	N.Y. Giants																				
11/19	at Carolina																				
11/23	Washington																				
11/30	Seattle																				
12/10	Philadelphia																				
12/17	at Buffalo																				
12/24	at Miami																				
12/30	Detroit																				
1/7	at Washington																				
TOTALS		81	340	4.2	31	2	25	95	3.8	10	0	6	66	11.0	46	1	12	45	3.8	15	0
CAREER TOTALS		591	2,956	5.0	58T	19	32	119	3.7	10	0	9	83	9.2	46	1	364	1,687	4.6	42	26

		DEUCE VAUGHN					CEEDEE LAMB					HUNTER LUEPKKE					BRANDIN COOKS				
DATE	OPP.	NO.	YDS	AVG	LG	TD	NO.	YDS	AVG	LG	TD	NO.	YDS	AVG	LG	TD	NO.	YDS	AVG	LG	TD
9/10	at N.Y. Giants	6	8	1.3	5	0															
9/17	N.Y. Jets	3	16	5.3	13	0															
9/24	at Arizona						2	9	4.5	9	0	1	9	9.0	9	0					
10/1	New England	8	9	1.1	3	0	1	12	12.0	12	0	2	4	2.0	3t	1					
10/8	at San Francisco	3	7	2.3	4	0											1	6	6.0	6	0
10/16	at L.A. Chargers																				
10/29	L.A. Rams																				
11/5	at Philadelphia																				
11/12	N.Y. Giants																				
11/19	at Carolina																				
11/23	Washington																				
11/30	Seattle																				
12/10	Philadelphia																				
12/17	at Buffalo																				
12/24	at Miami																				
12/30	Detroit																				
1/7	at Washington																				
TOTALS		20	40	2.0	13	0	3	21	7.0	12	0	3	13	4.3	9	1	1	6	6.0	6	0
CAREER TOTALS		20	40	2.0	13	0	32	226	7.1	33	1	3	13	4.3	9	1	51	315	6.2	28	2

		PEYTON HENDERSHOT					COOPER RUSH				
DATE	OPP.	NO.	YDS	AVG	LG	TD	NO.	YDS	AVG	LG	TD
9/10	at N.Y. Giants										
9/17	N.Y. Jets	1	0	0.0	--	0					
9/24	at Arizona										
10/1	New England						3	-2	-0.7	--	0
10/8	at San Francisco						1	-2	-2.0	-2	0
10/16	at L.A. Chargers										
10/29	L.A. Rams										
11/5	at Philadelphia										
11/12	N.Y. Giants										
11/19	at Carolina										
11/23	Washington										
11/30	Seattle										
12/10	Philadelphia										
12/17	at Buffalo										
12/24	at Miami										
12/30	Detroit										
1/7	at Washington										
TOTALS		1	0	0.0	--	0	4	-4	-1.0	--	0
CAREER TOTALS		2	2	1.0	2T	1	24	7	0.3	15	0

INDIVIDUAL GAME-BY-GAME RECEIVING

		CEEDEE LAMB					MICHAEL GALLUP					JAKE FERGUSON					TONY POLLARD				
DATE	OPP.	NO.	YDS	AVG	LG	TD	NO.	YDS	AVG	LG	TD	NO.	YDS	AVG	LG	TD	NO.	YDS	AVG	LG	TD
9/10	at N.Y. Giants	4	77	19.3	49	0	1	10	10.0	10	0	2	11	5.5	9	0	2	12	6.0	7	0
9/17	N.Y. Jets	11	143	13.0	31	0	1	3	3.0	3	0	3	11	3.7	6	1	7	37	5.3	19	0
9/24	at Arizona	4	53	13.3	32	0	6	92	15.3	27	0	5	48	9.6	12	0	3	-1	-0.3	2	0
10/1	New England	4	36	9.0	20t	1	5	60	12.0	29	0	7	77	11.0	21	0	3	13	4.3	6	0
10/8	at San Francisco	4	49	12.3	29	0	2	15	7.5	8	0	3	28	9.3	20	0	4	35	8.8	26	0
10/16	at L.A. Chargers																				
10/29	L.A. Rams																				
11/5	at Philadelphia																				
11/12	N.Y. Giants																				
11/19	at Carolina																				
11/23	Washington																				
11/30	Seattle																				
12/10	Philadelphia																				
12/17	at Buffalo																				
12/24	at Miami																				
12/30	Detroit																				
1/7	at Washington																				
TOTALS		27	358	13.3	49	1	15	180	12.0	29	0	20	175	8.8	21	1	19	96	5.1	26	0
CAREER TOTALS		287	3,754	13.1	52T	21	247	3,506	14.2	62	19	39	349	8.9	30	3	140	1,104	7.9	68T	5

		BRANDIN COOKS					JALEN TOLBERT					KAVONTAE TURPIN					RICO DOWDLE				
DATE	OPP.	NO.	YDS	AVG	LG	TD	NO.	YDS	AVG	LG	TD	NO.	YDS	AVG	LG	TD	NO.	YDS	AVG	LG	TD
9/10	at N.Y. Giants	2	22	11.0	16	0						2	11	5.5	7	0					
9/17	N.Y. Jets	<i>INACTIVE/INJURED - KNEE</i>					3	18	6.0	7	0	1	9	9.0	9	0	1	17	17.0	17	0
9/24	at Arizona	2	17	8.5	12	0											3	25	8.3	15t	1
10/1	New England	4	27	6.8	11	0	4	53	13.3	18	0	1	5	5.0	5	0	1	8	8.0	8	0
10/8	at San Francisco	1	7	7.0	7	0						1	26	26.0	26t	1					
10/16	at L.A. Chargers																				
10/29	L.A. Rams																				
11/5	at Philadelphia																				
11/12	N.Y. Giants																				
11/19	at Carolina																				
11/23	Washington																				
11/30	Seattle																				
12/10	Philadelphia																				
12/17	at Buffalo																				
12/24	at Miami																				
12/30	Detroit																				
1/7	at Washington																				
TOTALS		9	73	8.1	16	0	7	71	10.1	18	0	5	51	10.2	26T	1	5	50	10.0	17	1
CAREER TOTALS		639	8,689	13.6	98T	49	9	83	9.2	18	0	6	60	10.0	26T	1	5	50	10.0	17	1

		DEUCE VAUGHN					HUNTER LUEPKE					PEYTON HENDERSHOT					LUKE SCHOONMAKER				
DATE	OPP.	NO.	YDS	AVG	LG	TD	NO.	YDS	AVG	LG	TD	NO.	YDS	AVG	LG	TD	NO.	YDS	AVG	LG	TD
9/10	at N.Y. Giants																1	1	1.0	1t	1
9/17	N.Y. Jets	3	16	5.3	11	0															
9/24	at Arizona						1	12	12.0	12	0	1	3	3.0	3	0					
10/1	New England	1	2	2.0	2	0						<i>INACTIVE/INJURED - ANKLE</i>									
10/8	at San Francisco	1	1	1.0	1	0						<i>INACTIVE/INJURED - ANKLE</i>									
10/16	at L.A. Chargers																				
10/29	L.A. Rams																				
11/5	at Philadelphia																				
11/12	N.Y. Giants																				
11/19	at Carolina																				
11/23	Washington																				
11/30	Seattle																				
12/10	Philadelphia																				
12/17	at Buffalo																				
12/24	at Miami																				
12/30	Detroit																				
1/7	at Washington																				
TOTALS		5	19	3.8	11	0	1	12	12.0	12	0	1	3	3.0	3	0	1	1	1.0	1T	1
CAREER TOTALS		5	19	3.8	11	0	1	12	12.0	12	0	12	106	8.8	29	2	1	1	1.0	1T	1

INDIVIDUAL GAME-BY-GAME RECEIVING

INDIVIDUAL GAME-BY-GAME PASSING

		DAK PRESCOTT												COOPER RUSH											
DATE	OPP.	ATT	CMP	YDS	CMP%	Y/A	TD	TD%	INT	INT%	LG	SK/YD	RATE	ATT	CMP	YDS	CMP%	Y/A	TD	TD%	INT	INT%	LG	SK/YD	RATE
9/10	at N.Y. Giants	24	13	143	54.2	6.0	0	0.0	0	0.0	49	0/0	72.0	1	0	0	0.0	0.0	0	0.0	0	0.0	0	0/0	39.6
9/17	N.Y. Jets	38	31	255	81.6	6.7	2	5.3	0	0.0	31	1/7	112.2	<i>DID NOT PLAY</i>											
9/24	at Arizona	40	25	249	62.5	6.2	1	2.5	1	2.5	32	2/18	78.0	<i>DID NOT PLAY</i>											
10/1	New England	34	28	261	82.4	7.7	1	2.9	0	0.0	29	3/28	108.5	2	2	20	100.0	10.0	0	0.0	0	0.0	13	0/0	108.3
10/8	at San Francisco	24	14	153	58.3	6.4	1	4.2	3	12.5	29	3/13	51.6	2	2	8	100.0	4.0	0	0.0	0	0.0	7	1/8	83.3
10/16	at L.A. Chargers																								
10/29	L.A. Rams																								
11/5	at Philadelphia																								
11/12	N.Y. Giants																								
11/19	at Carolina																								
11/23	Washington																								
11/30	Seattle																								
12/10	Philadelphia																								
12/17	at Buffalo																								
12/24	at Miami																								
12/30	Detroit																								
1/7	at Washington																								
TOTALS		160	111	1,061	69.4	6.6	5	3.1	4	2.5	49	9/66	87.5	5	4	28	80.0	5.6	0	0.0	0	0.0	13	1/8	90.0
CAREER TOTALS		3,443	2,296	26,004	66.7	7.6	171	5.0	69	2.0	90T	205/1,228	97.3	217	129	1,503	59.4	6.9	8	3.7	4	1.8	73T	11/76	85.1

INDIVIDUAL GAME-BY-GAME FIELD GOALS

BRANDON AUBREY												
DATE	OPP.	0-19	20-29	30-39	40-49	50+	TOTAL	YARDS	FGM	FGA	PCT	LG
9/10	at N.Y. Giants	0/0	1/1	1/1	0/0	0/0	2/2	(38,21)	2	2	100.0%	38
9/17	N.Y. Jets	0/0	2/2	2/2	0/0	1/1	5/5	(21,55,30,35,26)	5	5	100.0%	55
9/24	at Arizona	0/0	2/2	0/0	1/1	0/0	3/3	(49,27,26)	3	3	100.0%	49
10/1	New England	0/0	2/2	1/1	0/0	0/0	3/3	(23,23,33)	3	3	100.0%	33
10/8	at San Francisco	0/0	0/0	0/0	0/0	1/1	1/1	(50)	1	1	100.0%	50
10/16	at L.A. Chargers											
10/29	L.A. Rams											
11/5	at Philadelphia											
11/12	N.Y. Giants											
11/19	at Carolina											
11/23	Washington											
11/30	Seattle											
12/10	Philadelphia											
12/17	at Buffalo											
12/24	at Miami											
12/30	Detroit											
1/7	at Washington											
TOTALS		0/0	7/7	4/4	1/1	2/2	14/14		14	14	100.0%	55
CAREER TOTALS		0/0	7/7	4/4	1/1	2/2	14/14		14	14	100.0%	55

INDIVIDUAL GAME-BY-GAME PUNTING

BRYAN ANGER

DATE	OPP.	NO.	YDS	AVG	TB	IN 20	LG	BLK	RET YDS	NET
9/10	at N.Y. Giants	3	146	48.7	1	1	56	0	7	39.7
9/17	N.Y. Jets	3	155	51.7	0	1	55	0	7	49.3
9/24	at Arizona	2	102	51.0	0	0	52	0	19	41.5
10/1	New England	2	112	56.0	0	2	57	0	-2	57.0
10/8	at San Francisco	5	254	50.8	0	1	54	0	39	43.0
10/16	at L.A. Chargers									
10/29	L.A. Rams									
11/5	at Philadelphia									
11/12	N.Y. Giants									
11/19	at Carolina									
11/23	Washington									
11/30	Seattle									
12/10	Philadelphia									
12/17	at Buffalo									
12/24	at Miami									
12/30	Detroit									
1/7	at Washington									
TOTALS		15	769	51.3	1	5	57	0	70	45.3
CAREER TOTALS		799	37,296	46.7	60	288	83	5	2,935	41.2

INDIVIDUAL GAME-BY-GAME KICKOFF RETURNS

		RICO DOWDLE						HUNTER LUEPKE						KAVONTAE TURPIN					
DATE	OPP.	NO.	YDS	AVG	LG	FC	TD	NO.	YDS	AVG	LG	FC	TD	NO.	YDS	AVG	LG	FC	TD
9/10	at N.Y. Giants																		
9/17	N.Y. Jets							1	0	0.0	0	0	0						
9/24	at Arizona																		
10/1	New England																		
10/8	at San Francisco	2	35	17.5	22	0	0							2	33	16.5	18	0	0
10/16	at L.A. Chargers																		
10/29	L.A. Rams																		
11/5	at Philadelphia																		
11/12	N.Y. Giants																		
11/19	at Carolina																		
11/23	Washington																		
11/30	Seattle																		
12/10	Philadelphia																		
12/17	at Buffalo																		
12/24	at Miami																		
12/30	Detroit																		
1/7	at Washington																		
TOTALS		2	35	17.5	22	0	0	1	0	0.0	0	0	0	2	33	16.5	18	0	0
CAREER TOTALS		6	187	31.2	64	0	0	1	0	0.0	0	0	0	23	541	23.5	63	0	0

INDIVIDUAL GAME-BY-GAME PUNT RETURNS

		KAVONTAE TURPIN						DEUCE VAUGHN					
DATE	OPP.	NO.	YDS	AVG	LG	FC	TD	NO.	YDS	AVG	LG	FC	TD
9/10	at N.Y. Giants	2	17	8.5	10	0	0						
9/17	N.Y. Jets	0	0	0.0	0	4	0						
9/24	at Arizona	1	0	0.0	0	1	0						
10/1	New England	2	13	6.5	12	3	0						
10/8	at San Francisco	0	0	0.0	0	1	0	1	10	10.0	10	0	0
10/16	at L.A. Chargers												
10/29	L.A. Rams												
11/5	at Philadelphia												
11/12	N.Y. Giants												
11/19	at Carolina												
11/23	Washington												
11/30	Seattle												
12/10	Philadelphia												
12/17	at Buffalo												
12/24	at Miami												
12/30	Detroit												
1/7	at Washington												
TOTALS		5	30	6.0	12	9	0	1	10	10.0	10	0	0
CAREER TOTALS		34	333	9.8	52	35	0	1	10	10.0	10	0	0

INDIVIDUAL GAME-BY-GAME INTERCEPTION RETURNS

		DARON BLAND					TREVON DIGGS					STEPHON GILMORE					MALIK HOOKER				
DATE	OPP.	NO.	YDS	AVG	LG	TD	NO.	YDS	AVG	LG	TD	NO.	YDS	AVG	LG	TD	NO.	YDS	AVG	LG	TD
9/10	at N.Y. Giants	1	22	22.0	22t	1						1	0	0.0	--	0					
9/17	N.Y. Jets						1	8	8.0	8	0						1	0	0.0	--	0
9/24	at Arizona																				
10/1	New England	2	64	32.0	54t	1															
10/8	at San Francisco																				
10/16	at L.A. Chargers																				
10/29	L.A. Rams																				
11/5	at Philadelphia																				
11/12	N.Y. Giants																				
11/19	at Carolina																				
11/23	Washington																				
11/30	Seattle																				
12/10	Philadelphia																				
12/17	at Buffalo																				
12/24	at Miami																				
12/30	Detroit																				
1/7	at Washington																				
TOTALS		3	86	28.7	54T	2	1	8	8.0	8	0	1	0	0.0	--	0	1	0	0.0	--	0
CAREER TOTALS		8	105	13.1	54T	2	18	203	11.3	59T	2	30	496	16.5	64T	2	12	175	14.6	32	0

		JAYRON KEARSE				
DATE	OPP.	NO.	YDS	AVG	LG	TD
9/10	at N.Y. Giants					
9/17	N.Y. Jets	1	32	32.0	32	0
9/24	at Arizona					
10/1	New England					
10/8	at San Francisco					
10/16	at L.A. Chargers					
10/29	L.A. Rams					
11/5	at Philadelphia					
11/12	N.Y. Giants					
11/19	at Carolina					
11/23	Washington					
11/30	Seattle					
12/10	Philadelphia					
12/17	at Buffalo					
12/24	at Miami					
12/30	Detroit					
1/7	at Washington					
TOTALS		1	32	32.0	32	0
CAREER TOTALS		5	68	13.6	34	0

INDIVIDUAL GAME-BY-GAME FUMBLE RETURNS

DATE	OPP.	JOURDAN LEWIS					ISRAEL MUKUAMU					MICAH PARSONS					LEIGHTON VANDER ESCH					
		NO.	YDS	AVG	LG	TD	NO.	YDS	AVG	LG	TD	NO.	YDS	AVG	LG	TD	NO.	YDS	AVG	LG	TD	
9/10	at N.Y. Giants	<i>INACTIVE/INJURED - FOOT</i>					1	-3	-3.0	-3	0											
9/17	N.Y. Jets																					
9/24	at Arizona																					
10/1	New England																					
10/8	at San Francisco	1	0	0.0	--	0																
10/16	at L.A. Chargers																					
10/29	L.A. Rams																					
11/5	at Philadelphia																					
11/12	N.Y. Giants																					
11/19	at Carolina																					
11/23	Washington																					
11/30	Seattle																					
12/10	Philadelphia																					
12/17	at Buffalo																					
12/24	at Miami																					
12/30	Detroit																					
1/7	at Washington																					
TOTALS		1	0	0.0	--	0	1	-3	-3.0	-3	0	1	0	0.0	--	0	1	11	11.0	11T	1	1
CAREER TOTALS		7	87	12.4	63T	1	1	-3	-3.0	-3	0	4	36	9.0	36T	1	1	11	11.0	11T	1	1

INDIVIDUAL GAME-BY-GAME DEFENSE

DORANCE ARMSTRONG														MARKQUESE BELL							DARON BLAND											
DATE	OPP.	S	A	TK	SK/YD	TFL/YD	INT	FR	FF	PR	PD	S	A	TK	SK/YD	TFL/YD	INT	FR	FF	PR	PD	S	A	TK	SK/YD	TFL/YD	INT	FR	FF	PR	PD	
9/10	at N.Y. Giants	0	2	2	2.0/-8	1/-2					4	6	2	8		1/-5				1			3	0	3		1/-3	1			1	1
9/17	N.Y. Jets	1	1	2						1		3	1	4						1			1	1	2					1		
9/24	at Arizona	1	1	2								0	2	2									5	1	6							
10/1	New England	1	1	2							2	2	1	3									3	2	5		2				3	
10/8	at San Francisco	0	2	2							1	2	2	4									2	2	4						1	
10/16	at L.A. Chargers																															
10/29	L.A. Rams																															
11/5	at Philadelphia																															
11/12	N.Y. Giants																															
11/19	at Carolina																															
11/23	Washington																															
11/30	Seattle																															
12/10	Philadelphia																															
12/17	at Buffalo																															
12/24	at Miami																															
12/30	Detroit																															
1/7	at Washington																															
TOTALS		3	7	10	2.0/-8	1/-2				8		13	8	21		1/-5				1	1		14	6	20		1/-3	3			2	5
CAREER TOTALS		83	56	139	18.0/-1	5/-12		5	2	78	3	14	8	22		1/-5				1	1		54	22	76		2/-5	8			4	12

21

DAMONE CLARK												TREVON DIGGS							DANTE FOWLER													
DATE	OPP.	S	A	TK	SK/YD	TFL/YD	INT	FR	FF	PR	PD	S	A	TK	SK/YD	TFL/YD	INT	FR	FF	PR	PD	S	A	TK	SK/YD	TFL/YD	INT	FR	FF	PR	PD	
9/10	at N.Y. Giants	2	3	5								3	0	3						1	1									4	2	
9/17	N.Y. Jets	1	0	1								1	2	3			1				2		1	0	1							
9/24	at Arizona	6	3	9																											2	
10/1	New England	4	2	6		1/-2																			1.0/-0				1	2		
10/8	at San Francisco	4	4	8																			1	0	1		1/-5					
10/16	at L.A. Chargers																															
10/29	L.A. Rams																															
11/5	at Philadelphia																															
11/12	N.Y. Giants																															
11/19	at Carolina																															
11/23	Washington																															
11/30	Seattle																															
12/10	Philadelphia																															
12/17	at Buffalo																															
12/24	at Miami																															
12/30	Detroit																															
1/7	at Washington																															
TOTALS		17	12	29		1/-2						4	2	6			1			1	3	2	0	2		1.0/-0	1/-5			1	8	2
CAREER TOTALS		49	30	79		2/-5		2	1			150	27	177	1.0/-0	1/-1	18	1	2		52	156	66	222	42.0/-297	48/-214		5	13	96	18	

NEVILLE GALLIMORE												STEPHON GILMORE							CHAUNCEY GOLSTON													
DATE	OPP.	S	A	TK	SK/YD	TFL/YD	INT	FR	FF	PR	PD	S	A	TK	SK/YD	TFL/YD	INT	FR	FF	PR	PD	S	A	TK	SK/YD	TFL/YD	INT	FR	FF	PR	PD	
9/10	at N.Y. Giants										2	4	1	5			1				3	0	1	1		1.0/-9			1	2		
9/17	N.Y. Jets											4	1	5									0	1	1						1	
9/24	at Arizona											3	0	3							1		0	2	2							
10/1	New England	2	0	2		1/-2					1	2	0	2									1	1	2						1	
10/8	at San Francisco	1	0	1								5	1	6							1		1	1	2							
10/16	at L.A. Chargers																															
10/29	L.A. Rams																															
11/5	at Philadelphia																															
11/12	N.Y. Giants																															
11/19	at Carolina																															
11/23	Washington																															
11/30	Seattle																															
12/10	Philadelphia																															
12/17	at Buffalo																															
12/24	at Miami																															
12/30	Detroit																															
1/7	at Washington																															
TOTALS		3	1	4		1/-2					3	18	3	21			1				5	2	6	8		1.0/-9			1	4		
CAREER TOTALS		41	32	73	3.0/-21	8/-23					27	445	69	514	1.0/-7	8/-17	30	2	7	1	132	36	27	63	3.0/-18	1/-2		1	1	19	2	

INDIVIDUAL GAME-BY-GAME SPECIAL TEAMS

		DAMONE CLARK						C.J. GOODWIN						DEVIN HARPER						HUNTER LUEPKE						
DATE	OPP.	TKL	AST	TOT	FF	FR	BLK	TKL	AST	TOT	FF	FR	BLK	TKL	AST	TOT	FF	FR	BLK	TKL	AST	TOT	FF	FR	BLK	
9/10	at N.Y. Giants																									
9/17	N.Y. Jets							<i>PRACTICE SQUAD</i>																		
9/24	at Arizona	1	0	1				2	0	2				1	0	1										
10/1	New England																									
10/8	at San Francisco	1	0	1				1	0	1																
10/16	at L.A. Chargers																									
10/29	L.A. Rams																									
11/5	at Philadelphia																									
11/12	N.Y. Giants																									
11/19	at Carolina																									
11/23	Washington																									
11/30	Seattle																									
12/10	Philadelphia																									
12/17	at Buffalo																									
12/24	at Miami																									
12/30	Detroit																									
1/7	at Washington																									
TOTALS		2	0	2				3	0	3				1	0	1				1	0	1				
CAREER TOTALS		4	1	5				43	14	57	1			2	0	2				1	0	1				

		TRENT SIEG						JUANYEH THOMAS						JALEN TOLBERT												
DATE	OPP.	TKL	AST	TOT	FF	FR	BLK	TKL	AST	TOT	FF	FR	BLK	TKL	AST	TOT	FF	FR	BLK	TKL	AST	TOT	FF	FR	BLK	
9/10	at N.Y. Giants												1	1	0	1										
9/17	N.Y. Jets																									
9/24	at Arizona																									
10/1	New England													1	0	1										
10/8	at San Francisco	1	0	1																						
10/16	at L.A. Chargers																									
10/29	L.A. Rams																									
11/5	at Philadelphia																									
11/12	N.Y. Giants																									
11/19	at Carolina																									
11/23	Washington																									
11/30	Seattle																									
12/10	Philadelphia																									
12/17	at Buffalo																									
12/24	at Miami																									
12/30	Detroit																									
1/7	at Washington																									
TOTALS		1	0	1									1	2	0	2										
CAREER TOTALS		5	1	6									1	2	0	2										

GAME-BY-GAME PLAYER PARTICIPATION

PLAYERS	AT NYG	NYJ	AT ARI	NE	AT SF																
	9/10	9/17	9/24	10/1	10/8	10/16	10/29	11/5	11/12	11/19	11/23	11/30	12/10	12/17	12/24	12/30	1/7	GP	GS	DNP	I
Bryan Anger	P	P	P	P	P	-	-	-	-	-	-	-	-	-	-	-	-	5	0	0	0
Dorance Armstrong	P	P	P	P	P	-	-	-	-	-	-	-	-	-	-	-	-	5	0	0	0
Brandon Aubrey	P	P	P	P	P	-	-	-	-	-	-	-	-	-	-	-	-	5	0	0	0
Josh Ball	IR	IR	IR	IR	IR	-	-	-	-	-	-	-	-	-	-	-	-	0	0	0	0
T.J. Bass	P	P	RG	P	P	-	-	-	-	-	-	-	-	-	-	-	-	5	1	0	0
Markquese Bell	P	P	P	P	P	-	-	-	-	-	-	-	-	-	-	-	-	5	0	0	0
Tyler Biadasz	C	C	I	C	C	-	-	-	-	-	-	-	-	-	-	-	-	4	4	0	1
Tyron Billy-Johnson	PS	PS	PS	PS	PS	-	-	-	-	-	-	-	-	-	-	-	-	0	0	0	0
DaRon Bland	P	P	CB	CB	CB	-	-	-	-	-	-	-	-	-	-	-	-	5	3	0	0
Earl Bostick	PS	PS	PS	PS	PS	-	-	-	-	-	-	-	-	-	-	-	-	0	0	0	0
Jalen Brooks	D	P	D	D	D	-	-	-	-	-	-	-	-	-	-	-	-	1	0	0	4
Josh Butler	PS	PS	PS	PS	PS	-	-	-	-	-	-	-	-	-	-	-	-	0	0	0	0
Damone Clark	LB	LB	LB	LB	LB	-	-	-	-	-	-	-	-	-	-	-	-	5	5	0	0
Brandin Cooks	WR	I	WR	WR	WR	-	-	-	-	-	-	-	-	-	-	-	-	4	4	0	1
Jalen Cropper	PS	PS	PS	PS	PS	-	-	-	-	-	-	-	-	-	-	-	-	0	0	0	0
Malik Davis	PS	PS	PS	PS	PS	-	-	-	-	-	-	-	-	-	-	-	-	0	0	0	0
Trevon Diggs	CB	CB	IR	IR	IR	-	-	-	-	-	-	-	-	-	-	-	-	2	2	0	0
Rico Dowdle	P	P	P	P	P	-	-	-	-	-	-	-	-	-	-	-	-	5	0	0	0
David Durden	IR	IR	IR	IR	IR	-	-	-	-	-	-	-	-	-	-	-	-	0	0	0	0
Chuma Edoga	LG	LG	LT	LT	P	-	-	-	-	-	-	-	-	-	-	-	-	5	4	0	0
Princeton Fant	PS	PS	PS	PS	PS	-	-	-	-	-	-	-	-	-	-	-	-	0	0	0	0
Viliami Fehoko	D	D	D	D	D	-	-	-	-	-	-	-	-	-	-	-	-	0	0	0	5
Jake Ferguson	TE	TE	TE	TE	P	-	-	-	-	-	-	-	-	-	-	-	-	5	4	0	0
Dante Fowler	P	P	P	P	P	-	-	-	-	-	-	-	-	-	-	-	-	5	0	0	0
Neville Gallimore	P	P	P	P	P	-	-	-	-	-	-	-	-	-	-	-	-	5	0	0	0
Michael Gallup	WR	WR	WR	WR	WR	-	-	-	-	-	-	-	-	-	-	-	-	5	5	0	0
Stephon Gilmore	CB	CB	CB	CB	CB	-	-	-	-	-	-	-	-	-	-	-	-	5	5	0	0
Chauncey Golston	P	DE	P	DE	P	-	-	-	-	-	-	-	-	-	-	-	-	5	2	0	0
C.J. Goodwin	P	P	P	P	P	-	-	-	-	-	-	-	-	-	-	-	-	5	0	0	0
Johnathan Hankins	DT	DT	DT	DT	DT	-	-	-	-	-	-	-	-	-	-	-	-	5	5	0	0
Sean Harlow	PS	PS	P	PS	PS	-	-	-	-	-	-	-	-	-	-	-	-	1	0	0	0
Devin Harper	P	P	P	A	A	-	-	-	-	-	-	-	-	-	-	-	-	3	0	0	0
Peyton Hendershot	P	P	P	I	I	-	-	-	-	-	-	-	-	-	-	-	-	3	0	0	2
Brock Hoffman	P	P	C	P	P	-	-	-	-	-	-	-	-	-	-	-	-	5	1	0	0
Malik Hooker	S	S	S	S	S	-	-	-	-	-	-	-	-	-	-	-	-	5	5	0	0
Noah Igbinoghene	P	D	P	P	P	-	-	-	-	-	-	-	-	-	-	-	-	4	0	0	1
Malik Jefferson	PS	PS	PS	P	P	-	-	-	-	-	-	-	-	-	-	-	-	2	0	0	0
Durrell Johnson	PS	PS	PS	PS	PS	-	-	-	-	-	-	-	-	-	-	-	-	0	0	0	0
Mikel Jones	A	A	A	A	PS	-	-	-	-	-	-	-	-	-	-	-	-	0	0	0	0
Ronald Jones	R/SUS	R/SUS	A	A	A	-	-	-	-	-	-	-	-	-	-	-	-	0	0	0	0
Jayron Kearse	S	S	S	S	S	-	-	-	-	-	-	-	-	-	-	-	-	5	5	0	0
Ceedee Lamb	WR	WR	WR	WR	WR	-	-	-	-	-	-	-	-	-	-	-	-	5	5	0	0
Trey Lance	I-QB3	I-QB3	I-QB3	I-QB3	I-QB3	-	-	-	-	-	-	-	-	-	-	-	-	0	0	0	5
DeMarcus Lawrence	DE	DE	DE	DE	DE	-	-	-	-	-	-	-	-	-	-	-	-	5	5	0	0
Jourdan Lewis	I	P	P	P	P	-	-	-	-	-	-	-	-	-	-	-	-	4	0	0	1
Hunter Luepke	P	P	P	P	P	-	-	-	-	-	-	-	-	-	-	-	-	5	0	0	0
Zack Martin	RG	RG	I	RG	RG	-	-	-	-	-	-	-	-	-	-	-	-	4	4	0	1
Sean McKeon	PS	PS	PS	P	P	-	-	-	-	-	-	-	-	-	-	-	-	2	0	0	0
Israel Mukuamu	P	P	D	D	D	-	-	-	-	-	-	-	-	-	-	-	-	2	0	0	3
Osa Odighizuwa	DT	DT	DT	DT	DT	-	-	-	-	-	-	-	-	-	-	-	-	5	5	0	0
DeMarvion Overshown	IR	IR	IR	IR	IR	-	-	-	-	-	-	-	-	-	-	-	-	0	0	0	0
Micah Parsons	DE	LB	DE	LB	DE	-	-	-	-	-	-	-	-	-	-	-	-	5	5	0	0
Tony Pollard	RB	RB	RB	RB	RB	-	-	-	-	-	-	-	-	-	-	-	-	5	5	0	0
Dak Prescott	QB	QB	QB	QB	QB	-	-	-	-	-	-	-	-	-	-	-	-	5	5	0	0
Willington Previlon	PS	PS	PS	PS	PS	-	-	-	-	-	-	-	-	-	-	-	-	0	0	0	0
Billy Price	A	A	A	PS	PS	-	-	-	-	-	-	-	-	-	-	-	-	0	0	0	0
Sheldrick Redwine	PS	PS	PS	PS	PS	-	-	-	-	-	-	-	-	-	-	-	-	0	0	0	0
Asim Richards	P	P	P	P	D	-	-	-	-	-	-	-	-	-	-	-	-	4	0	0	1
Cooper Rush	P	DNP	DNP	P	P	-	-	-	-	-	-	-	-	-	-	-	-	3	0	2	0
Luke Schoonmaker	P	P	P	P	P	-	-	-	-	-	-	-	-	-	-	-	-	5	0	0	0
Eric Scott	D	D	D	D	D	-	-	-	-	-	-	-	-	-	-	-	-	0	0	0	5
Trent Sieg	P	P	P	P	P	-	-	-	-	-	-	-	-	-	-	-	-	5	0	0	0
Mazi Smith	P	P	P	P	P	-	-	-	-	-	-	-	-	-	-	-	-	5	0	0	0
Tyler Smith	I	I	LG	LG	LG	-	-	-	-	-	-	-	-	-	-	-	-	3	3	0	2
Tyron Smith	LT	LT	DNP	I	LT	-	-	-	-	-	-	-	-	-	-	-	-	3	3	1	1
Terence Steele	RT	RT	RT	RT	RT	-	-	-	-	-	-	-	-	-	-	-	-	5	5	0	0
John Stephens	IR	IR	IR	IR	IR	-	-	-	-	-	-	-	-	-	-	-	-	0	0	0	0
Alex Taylor-Pringle	PS	PS	PS	PS	PS	-	-	-	-	-	-	-	-	-	-	-	-	0	0	0	0
Juanyeh Thomas	S	P	P	P	P	-	-	-	-	-	-	-	-	-	-	-	-	5	1	0	0
Jalen Tolbert	P	WR	P	P	WR	-	-	-	-	-	-	-	-	-	-	-	-	5	2	0	0
KaVontae Turpin	P	P	P	P	P	-	-	-	-	-	-	-	-	-	-	-	-	5	0	0	0
Leighton Vander Esch	LB	LB	LB	LB	LB	-	-	-	-	-	-	-	-	-	-	-	-	5	5	0	0
Deuce Vaughn	P	P	P	P	P	-	-	-	-	-	-	-	-	-	-	-	-	5	0	0	0
Matt Waletzko	IR	IR	IR	IR	IR	-	-	-	-	-	-	-	-	-	-	-	-	0	0	0	0
Tyrus Wheat	PS	PS	PS	PS	PS	-	-	-	-	-	-	-	-	-	-	-	-	0	0	0	0
Sam Williams	P	P	P	P	P	-	-	-	-	-	-	-	-	-	-	-	-	5	0	0	0
Donovan Wilson	I	I	S	P	S	-	-	-	-	-	-	-	-	-	-	-	-	3	2	0	2
Nahshon Wright	IR	IR	IR	IR	IR	-	-	-	-	-	-	-	-	-	-	-	-	0	0	0	0

LEGEND:
Position abbreviation indicated start, P=Played, D=Inactive, I=Inactive/Injured, I-QB3=Inactive - QB3, DNP=Did Not Play, PS=Practice Squad, IR=Reserve/Injured, R/SUS=Reserve/Suspended, A=Not on Roster, ^=With Other Team

2023/2022 STATISTICAL COMPARISON

COWBOYS OFFENSE	2023	2022	DIFFERENCE
Wins	3	4	-1
Losses	2	1	1
Points Scored	134	93	41
Touchdowns	13	8	5
Field Goals Made	14	13	1
Field Goals Attempted	14	14	0
Field Goal Percentage	100.0%	92.9%	7.1%
Third Down Efficiency	49.3%	30.9%	18.4%
Net Yards per Game	327.4	298.0	29.4
<i>NFL Rank -- Net Yds. per Game</i>	16	27	-11
Average Plays per Game	66.2	58.8	7.4
Average Yards per Play	4.9	5.1	-0.1
Rushing Yards per Game	124.4	115.8	8.6
<i>NFL Rank -- Rush Yds. per Game</i>	9	15	-6
Average Yards per Rush	4.0	4.2	-0.2
Rushing Attempts per Game	31.2	27.6	3.6
Rushing Touchdowns	4	3	1
Net Passing Yards per Game	203.0	182.2	20.8
<i>NFL Rank -- Net Pass Yds. per Game</i>	17	26	-9
Yards per Pass Attempt	6.6	6.6	0.0
Passing Attempts	165	147	18
Passing Completions	115	86	29
Completion Percentage	69.7%	58.5%	11.2%
Passing Touchdowns	5	4	1
Interceptions Thrown	4	1	3
Sacks Allowed	10	9	1
Fumbles	5	3	2
Fumbles Lost	1	1	0
Penalties	35	32	3
Penalty Yards	272	250	22
Gross Punting Average	51.3	45.9	5.4
Net Punting Average	47.3	41.5	5.8
Punt Return Average	6.7	12.3	-5.7
Kickoff Return Average	13.6	20.2	-6.6

COWBOYS DEFENSE (OPPONENT)	2023	2022	DIFFERENCE
Points Allowed	83	72	11
Total Touchdowns Allowed	10	5	5
Field Goals Made	5	12	-7
Field Goals Attempted	8	15	-7
Field Goal Percentage	62.5%	80.0%	-17.5%
Third Down Efficiency	35.0%	33.8%	1.2%
Net Yards per Game	292.0	311.4	-19.4
<i>NFL Rank -- Net Yds. per Game</i>	6	7	-1
Average Plays per Game	57.2	66.2	-9.0
Average Yards per Play	5.1	4.7	0.4
Rushing Yards per Game	123.4	117.6	5.8
<i>NFL Rank -- Rush Yds. per Game</i>	21	18	3
Average Yards per Rush	4.5	4.7	-0.2
Rushing Attempts per Game	27.6	25.0	2.6
Rushing Touchdowns Allowed	4	1	3
Net Passing Yards per Game	168.6	193.8	-25.2
<i>NFL Rank -- Net Pass Yds. per Game</i>	2	7	-5
Yards per Pass Attempt	7.0	5.9	1.1
Passing Attempts	133	186	-53
Passing Completions	80	116	-36
Completion Percentage	60.2%	62.4%	-2.2%
Passing Touchdowns Allowed	6	4	2
Interceptions	7	5	2
Sacks	15	20	-5
Fumbles Caused	8	4	4
Fumbles Recovered	4	2	2
Penalties	31	34	-3
Penalty Yards	265	278	-13
Gross Punting Average	47.7	44.2	3.6
Net Punting Average	44.1	38.3	5.7
Punt Return Average	7.8	6.9	0.9
Kickoff Return Average	28.0	18.0	10.0

Bold indicates Cowboys improvement

GAME-BY-GAME STARTERS AND INACTIVES

2023 REGULAR SEASON

OFFENSE

DATE	OPPONENT	WR	LT	LG	C	RG	RT	TE	WR	WR	WR	QB	RB
9/10	at N.Y. Giants	B. Cooks	T. Smith	C. Edoga	T. Biadasz	Z. Martin	T. Steele	J. Ferguson		M. Gallup	C. Lamb	D. Prescott	T. Pollard
9/17	N.Y. Jets	M. Gallup	T. Smith	C. Edoga	T. Biadasz	Z. Martin	T. Steele	J. Ferguson		J. Tolbert	C. Lamb	D. Prescott	T. Pollard
9/24	at Arizona	B. Cooks	C. Edoga	T. Smith	B. Hoffman	<u>T. Bass</u>	T. Steele	J. Ferguson		M. Gallup	C. Lamb	D. Prescott	T. Pollard
10/1	New England	B. Cooks	C. Edoga	T. Smith	T. Biadasz	Z. Martin	T. Steele	J. Ferguson		M. Gallup	C. Lamb	D. Prescott	T. Pollard
10/8	at San Francisco	B. Cooks	T. Smith	T. Smith	T. Biadasz	Z. Martin	T. Steele		J. Tolbert	M. Gallup	C. Lamb	D. Prescott	T. Pollard
10/16	at L.A. Chargers												
10/29	L.A. Rams												
11/5	at Philadelphia												
11/12	N.Y. Giants												
11/19	at Carolina												
11/23	Washington												
11/30	Seattle												
12/10	Philadelphia												
12/17	at Buffalo												
12/24	at Miami												
12/30	Detroit												
1/7	at Washington												

2023 REGULAR SEASON

DEFENSE

DATE	OPPONENT	DE	DT	DT	DE	LB	LB	LB	CB	CB	S	S	S
9/10	at N.Y. Giants	D. Lawrence	J. Hankins	O. Odighizuwa	M. Parsons	L. Vander Esch	D. Clark		S. Gilmore	T. Diggs	J. Kearsse	M. Hooker	J. Thomas
9/17	N.Y. Jets	D. Lawrence	J. Hankins	O. Odighizuwa	C. Golston	L. Vander Esch	D. Clark	M. Parsons	S. Gilmore	T. Diggs	J. Kearsse	M. Hooker	
9/24	at Arizona	D. Lawrence	J. Hankins	O. Odighizuwa	M. Parsons	L. Vander Esch	D. Clark		S. Gilmore	D. Bland	J. Kearsse	M. Hooker	D. Wilson
10/1	New England	D. Lawrence	J. Hankins	O. Odighizuwa	C. Golston	L. Vander Esch	D. Clark	M. Parsons	S. Gilmore	D. Bland	J. Kearsse	M. Hooker	
10/8	at San Francisco	D. Lawrence	J. Hankins	O. Odighizuwa	M. Parsons	L. Vander Esch	D. Clark		S. Gilmore	D. Bland	J. Kearsse	M. Hooker	D. Wilson
10/16	at L.A. Chargers												
10/29	L.A. Rams												
11/5	at Philadelphia												
11/12	N.Y. Giants												
11/19	at Carolina												
11/23	Washington												
11/30	Seattle												
12/10	Philadelphia												
12/17	at Buffalo												
12/24	at Miami												
12/30	Detroit												
1/7	at Washington												

Rookies underlined.

2023 REGULAR SEASON INACTIVES

DATE	OPPONENT	1	2	3	4	5	6	7
9/10	at N.Y. Giants	<u>J. Brooks</u>	<u>V. Fehoko</u>	T. Lance-*	J. Lewis-I	<u>E. Scott</u>	Tyler Smith-I	D. Wilson-I
9/17	N.Y. Jets	B. Cooks-I	<u>V. Fehoko</u>	N. Igbinoghene	T. Lance-*	<u>E. Scott</u>	Tyler Smith-I	D. Wilson-I
9/24	at Arizona	T. Biadasz-I	<u>J. Brooks</u>	<u>V. Fehoko</u>	T. Lance-*	Z. Martin-I	I. Mukuamu	<u>E. Scott</u>
10/1	New England	<u>J. Brooks</u>	<u>V. Fehoko</u>	P. Hendershot-I	T. Lance-*	I. Mukuamu	<u>E. Scott</u>	Tyron Smith-I
10/8	at San Francisco	<u>J. Brooks</u>	<u>V. Fehoko</u>	P. Hendershot-I	T. Lance-*	I. Mukuamu	<u>A. Richards</u>	<u>E. Scott</u>
10/16	at L.A. Chargers							
10/29	L.A. Rams							
11/5	at Philadelphia							
11/12	N.Y. Giants							
11/19	at Carolina							
11/23	Washington							
11/30	Seattle							
12/10	Philadelphia							
12/17	at Buffalo							
12/24	at Miami							
12/30	Detroit							
1/7	at Washington							

Underline denotes rookie, "I" denotes injury, "*" denotes QB3

GAME-BY-GAME STARTERS AND INACTIVES

GAME-BY-GAME CAPTAINS AND ELEVATIONS

2023 REGULAR SEASON - CAPTAINS

DATE	OPPONENT	OFFENSE	DEFENSE	SPECIAL TEAMS
9/10	at N.Y. Giants	Tony Pollard	DeMarcus Lawrence	C.J. Goodwin
9/17	N.Y. Jets	CeeDee Lamb	Osa Odighizuwa	Juanyeh Thomas
9/24	at Arizona	Tyron Smith	Leighton Vander Esch	Peyton Hendershot
10/1	New England	Brandin Cooks	Malik Hooker	Markquese Bell
10/8	at San Francisco	Dak Prescott	DaRon Bland	Bryan Anger
10/16	at L.A. Chargers			
10/29	L.A. Rams			
11/5	at Philadelphia			
11/12	N.Y. Giants			
11/19	at Carolina			
11/23	Washington			
11/30	Seattle			
12/10	Philadelphia			
12/17	at Buffalo			
12/24	at Miami			
12/30	Detroit			
1/7	at Washington			

GAME-BY-GAME ELEVATIONS

Date	Opponent	STANDARD ELEVATION	
9/10	@ N.Y. Giants	CB, C.J. Goodwin	C, Brock Hoffman
9/17	N.Y. Jets	CB, C.J. Goodwin	C, Brock Hoffman
9/24	@ Arizona	C, Sean Harlow	C, Brock Hoffman
10/1	New England	LB, Malik Jefferson	TE, Sean McKeon
10/8	@ San Francisco	LB, Malik Jefferson	TE, Sean McKeon
10/16	@ LA Chargers		
10/29	LA Rams		
11/5	@ Philadelphia		
11/12	N.Y. GIANTS		
11/19	@ Carolina		
11/23	Washington		
11/30	Seattle		
12/10	Philadelphia		
12/17	@ Buffalo		
12/24	@ Miami		
12/30	Detroit		
1/7/23	@ Washington		

BIG RUN PLAYS (10+ YARDS)

DATE	OPPONENT	QTR	COWBOYS	YARDS	DOWN	RESULT	QTR	OPPONENTS	YARDS	DOWN	RESULT	
9/10	at N.Y. Giants	2	Rico Dowdle	10	1-10-NYG 32	FG	1	Daniel Jones	11	2-4-DAL 27	Blocked FG Downs	
		3	Tony Pollard	25	1-10-NYG 48	TD	3	Saquon Barkley	18	1-10-NYG 20		
		4	Tony Pollard	12	1-10-NYG 31	TD						
9/17	N.Y. Jets	1	Dak Prescott	15	3-6-NYJ 20	TD	2	Zach Wilson	12	1-10-DAL 49	FG	
		2	Deuce Vaughn	13	1-10-NYJ 27	TD	2	Zach Wilson	16	1-10-DAL 37	FG	
		3	Tony Pollard	23	1-10-DAL 42	FG						
9/24	at Arizona	2	Dak Prescott	10	1-10-DAL 41	TD	1	Joshua Dobbs	44	2-8-ARI 27	FG	
		3	Dak Prescott	13	3-12-ARI 24	FG	1	James Conner	20	1-10-DAL 43	TD	
		3	Tony Pollard	31	1-10-ARI 42	Downs	2	Rondale Moore	45t	2-2-DAL 45	TD	
		4	Rico Dowdle	10	2-9-ARI 48	FG	2	James Conner	26	2-10-ARI 25	FG	
		2	James Conner	12	1-10-DAL 49	FG						
10/1	New England	1	CeeDee Lamb	12	1-10-DAL 38	TD	NONE					
		2	Tony Pollard	16	1-10-NE 44	FG						
		4	KaVontae Turpin	46	1-15-DAL 32	TD						
10/8	at San Francisco	3	Tony Pollard	10	2-4-DAL 27	INT	1	Deebo Samuel	11	2-12-SF 28	Punt	
							4	Jordan Mason	26t	1-10-DAL 26	TD	
							4	Tyrion Davis-Price	15	1-10-SF 46	Downs	
10/29	L.A. Rams											
11/5	at Philadelphia											
11/12	N.Y. Giants											
11/19	at Carolina											
11/23	Washington											
11/30	Seattle											
12/10	Philadelphia											
12/17	at Buffalo											
12/24	at Miami											
12/30	Detroit											
1/7	at Washington											
TOTALS				14 - 246 (17.6), 0 TDS					12 - 256 (21.3), 2 TDS			

BIG PASS PLAYS (20+ YARDS)

DATE	OPPONENT	QTR	COWBOYS	YARDS	DOWN	RESULT	QTR	OPPONENTS	YARDS	DOWN	RESULT
9/10	at N.Y. Giants	1	Dak Prescott -> CeeDee Lamb	49	3-4-DAL 32	FG	2	Daniel Jones -> Darren Waller	22	4-5-DAL 48	Miss FG
		4					4	Daniel Jones -> Isaiah Hodgins	24	1-10-NYG 25	FUM
9/17	N.Y. Jets	1	Dak Prescott -> CeeDee Lamb	25	1-10-NYJ 49	TD	2	Zach Wilson -> Garrett Wilson	68t	1-10-NYJ 32	TD
		1	Dak Prescott -> CeeDee Lamb	31	1-12-DAL 3	FG					
		2	Dak Prescott -> CeeDee Lamb	20	2-9-DAL 26	TD					
		4	Dak Prescott -> CeeDee Lamb	21	1-15-NYJ 30	FG					
9/24	at Arizona	3	Dak Prescott -> CeeDee Lamb	32	3-7-DAL 46	FG	3	Joshua Dobbs -> Marquise Brown	23	3-8-ARI 7	Punt
		3	Dak Prescott -> Michael Gallup	27	1-10-DAL 16	Downs	4	Joshua Dobbs -> Michael Wilson	69	1-10-ARI 24	TD
		4	Dak Prescott -> Michael Gallup	21	2-1-DAL 34	INT					
10/1	New England	1	Dak Prescott -> Michael Gallup	29	2-4-DAL 31	FG	1	Mac Jones -> Demario Douglas	42	3-6-NE 43	FG
		1	Dak Prescott -> CeeDee Lamb	20t	2-5-NE 20	TD	3	Mac Jones -> Hunter Henry	21	3-4-NE 31	INT
		2	Dak Prescott -> Jake Ferguson	21	2-9-DAL 23	FG	4	Bailey Zappe -> Kendrick Bourne	20	1-10-NE 25	Miss FG
							4	Bailey Zappe -> DeVante Parker	22	2-10-NE 45	Miss FG
10/8	at San Francisco	2	Dak Prescott -> Jake Ferguson	20	3-7-DAL 48	TD	2	Brock Purdy -> George Kittle	38t	1-10-DAL 38	TD
		2	Dak Prescott -> KaVontae Turpin	26t	3-4-SF 26	TD	3	Brock Purdy -> Brandon Aiyuk	23	1-15-SF 20	TD
		3	Dak Prescott -> CeeDee Lamb	29	2-5-DAL 34	FG	3	Brock Purdy -> Deebo Samuel	42	3-13-SF 40	TD
		4	Dak Prescott -> Tony Pollard	26	2-3-DAL 32	INT					
10/29	L.A. Rams										
11/5	at Philadelphia										
11/12	N.Y. Giants										
11/19	at Carolina										
11/23	Washington										
11/30	Seattle										
12/10	Philadelphia										
12/17	at Buffalo										
12/24	at Miami										
12/30	Detroit										
1/7	at Washington										
TOTALS			15 - 397 (26.5), 2 TDS					12 - 414 (34.5), 2 TDS			

BIG RUN AND PASS PLAYS (20+ YARDS)

DATE	OPPONENT	QTR	COWBOYS	RUN	PASS	DOWN	RESULT	QTR	OPPONENTS	RUN	PASS	DOWN	RESULT										
9/10	at N.Y. Giants	1	D. Prescott -> C. Lamb		49	3-4-DAL 32	FG	2	D. Jones -> D. Waller	22	4-5-DAL 48		Miss FG										
		3	T. Pollard run	25		1-10-NYG 48	TD	4	D. Jones -> I. Hodgins	24	1-10-NYG 25		FUM										
9/17	N.Y. Jets	1	D. Prescott -> C. Lamb		25	1-10-NYJ 49	TD	2	Z. Wilson -> G. Wilson	68t	1-10-NYJ 32		TD										
		1	D. Prescott -> C. Lamb		31	1-12-DAL 3	FG																
		2	D. Prescott -> C. Lamb		20	2-9-DAL 26	TD																
		3	T. Pollard run	23		1-10-DAL 42	FG																
9/24	at Arizona	4	D. Prescott -> C. Lamb		21	1-15-NYJ 30	FG																
		3	D. Prescott -> C. Lamb		32	3-7-DAL 46	FG	1	J. Dobbs run	44	2-8-ARI 27		FG										
		3	D. Prescott -> M. Gallup		27	1-10-DAL 16	Downs	1	J. Conner run	20	1-10-DAL 43		TD										
		3	T. Pollard run	31		1-10-ARI 42	Downs	2	R. Moore run	45t	2-2-DAL 45		TD										
10/1	New England	4	D. Prescott -> M. Gallup		21	2-1-DAL 34	INT	2	J. Conner run	26	2-10-ARI 25		FG										
		3	D. Prescott -> M. Gallup		23	3-8-ARI 7	Punt	3	J. Dobbs -> M. Brown	23	3-8-ARI 7		Punt										
		4	D. Prescott -> M. Gallup		21	2-1-DAL 34	INT	4	J. Dobbs -> M. Wilson	69	1-10-ARI 24		TD										
		1	D. Prescott -> M. Gallup		29	2-4-DAL 31	FG	1	M. Jones -> D. Douglas	42	3-6-NE 43		FG										
10/8	at San Francisco	1	D. Prescott -> C. Lamb		20t	2-5-NE 20	TD	3	M. Jones -> H. Henry	21	3-4-NE 31		INT										
		2	D. Prescott -> J. Ferguson		21	2-9-DAL 23	FG	4	B. Zappe -> K. Bourne	20	1-10-NE 25		Miss FG										
		4	K. Turpin run	46		1-15-DAL 32	TD	4	B. Zappe -> D. Parker	22	2-10-NE 45		Miss FG										
		2	D. Prescott -> J. Ferguson		20	3-7-DAL 48	TD	2	B. Purdy -> G. Kittle	38t	1-10-DAL 38		TD										
10/8	at San Francisco	2	D. Prescott -> K. Turpin		26t	3-4-SF 26	TD	3	B. Purdy -> B. Aiyuk	23	1-15-SF 20		TD										
		3	D. Prescott -> C. Lamb		29	2-5-DAL 34	FG	3	B. Purdy -> D. Samuel	42	3-13-SF 40		TD										
		4	D. Prescott -> T. Pollard		26	2-3-DAL 32	INT	4	J. Mason run	26t	1-10-DAL 26		TD										
TOTALS		19 - 522 (27.5), 2 TDS (4 RUNS, 0 TDS, 15 PASSES, 2 TDS)											17 - 575 (33.8), 4 TDS (5 RUNS, 2 TDS, 12 PASSES, 2 TDS)										

BIG RETURNS: 30+ KO/10+ PUNT/10+ BLK KR/20+ INT/10+ FUM

DATE	OPPONENT	QTR	RETURN	COWBOYS	YARDS	DOWN	RESULT	QTR	RETURN	OPPONENTS YARDS	DOWN	RESULT
9/10	at N.Y. Giants	1	FGB	N. Igbinoghene	58t	DAL 35	TD			NONE		
		1	INT	D. Bland	22t	DAL 35	TD					
		1	Punt	K. Turpin	10	DAL 20	Punt					
9/17	N.Y. Jets	4	INT	J. Kearse	32	NYJ 17	INT			NONE		
9/24	at Arizona			NONE				2	Punt	G. Dortch 19	ARI 29	Punt
10/1	New England	2	FUM	L. Vander Esch	11t	DAL 35	TD			NONE		
		2	INT	D. Bland	54t	DAL 35	TD					
		3	Punt	K. Turpin	12	DAL 47	Punt					
10/8	at San Francisco	2	Punt	D. Vaughn	10	DAL 25	Punt	2	Punt	R. McCloud 14	DAL 38	Punt
								2	Punt	III 12	SF 18	Punt
								3	INT	R. McCloud 26	SF 38	INT
								4	Punt	III 12	SF 46	Punt
									T. Gipson Sr. R. McCloud III			
10/16	at L.A. Chargers											
10/29	L.A. Rams											
11/5	at Philadelphia											
11/12	N.Y. Giants											
11/19	at Carolina											
11/23	Washington											
11/30	Seattle											
12/10	Philadelphia											
12/17	at Buffalo											
12/24	at Miami											
12/30	Detroit											
1/7	at Washington											
TOTALS					8 - 209 (26.1), 4 TDS					5 - 83 (16.6), 0 TDS		

SCORING DRIVES

DATE	OPPONENT	Q	TIME	PLAYS	YARDS	SCORING PLAY	DAL	OPP	Q	TIME	PLAYS	YARDS	SCORING PLAY	DAL	OPP
9/10	at N.Y. Giants	1	3:45	9	72	B. Aubrey: 21 FG	9	0							
		2	4:26	11	60	B. Aubrey: 38 FG	19	0							
		2	2:45	5	38	T. Pollard: 2 run	26	0							
		3	4:59	10	75	T. Pollard: 1 run	33	0							
4	3:29	8	50	K. Turpin: 7 run	40	0									
9/17	N.Y. Jets	1	5:41	12	75	J. Ferguson: 4 pass from D. Prescott	7	0	2	0:09	1	68	G. Wilson: 68 pass from Z. Wilson	10	7
		2	6:44	14	78	B. Aubrey: 35 FG	10	0	2	1:48	11	59	A. Seibert: 34 FG	18	10
		2	5:20	13	75	L. Schoonmaker: 1 pass from D. Prescott	18	7							
		3	5:52	12	55	B. Aubrey: 21 FG	21	10							
		3	1:22	4	1	B. Aubrey: 55 FG	24	10							
4	6:21	12	71	B. Aubrey: 26 FG	27	10									
4	3:18	6	5	B. Aubrey: 30 FG	30	10									
9/24	at Arizona	1	4:24	10	44	B. Aubrey: 49 FG	3	9	1	2:29	6	54	M. Prater: 39 FG	0	3
		2	6:59	13	75	R. Dowdle: 15 pass from D. Prescott	10	15	1	3:49	7	82	J. Conner: 5 run	0	9
		3	5:33	13	67	B. Aubrey: 27 FG	13	21	2	4:17	7	75	R. Moore: 45 run	3	15
		4	5:20	12	56	B. Aubrey: 26 FG	16	21	2	4:04	10	50	M. Prater: 43 FG	10	18
								2	0:25	5	27	M. Prater: 62 FG	10	21	
								4	2:11	4	76	M. Brown: 2 pass from J. Dobbs	16	28	
10/1	New England	1	4:08	10	70	B. Aubrey: 23 FG	3	0	1	4:11	8	64	C. Ryland: 29 FG	3	3
		1	5:11	10	75	C. Lamb: 20 pass from D. Prescott	10	3							
		2	5:33	11	73	B. Aubrey: 23 FG	21	3							
		3	4:01	10	37	B. Aubrey: 33 FG	31	3							
4	4:21	7	63	H. Luepke: 3 run	38	3									
10/8	at San Francisco	2	5:31	11	78	K. Turpin: 26 pass from D. Prescott	7	14	1	3:50	7	75	G. Kittle: 19 pass from B. Purdy	0	7
		3	3:07	6	39	B. Aubrey: 50 FG	10	21	2	0:10	1	38	G. Kittle: 38 pass from B. Purdy	0	14
									2	5:09	9	75	C. McCaffrey: 1 run	7	21
									3	4:33	7	75	G. Kittle: 10 pass from B. Purdy	10	28
									4	6:42	12	62	K. Juszczyk: 1 pass from B. Purdy	10	35
								4	0:06	1	26	J. Mason: 26 run	10	42	
10/16															
10/29															
11/5															
11/12															
11/19															
11/23															
11/30															
12/10															
12/17															
12/24															
12/30															
1/7															
AVG			4:42	10.0	57.9				2:55	6.4	60.4				

TURNOVER CHART

TAKEAWAYS

DATE	OPPONENT	TAKEAWAY	QTR.	SCORE	YD-LINE	RESULT
9/10	at N.Y. Giants	D. Bland INT (D. Jones)	1	16-0	NYG 22	TD
		S. Gilmore INT (D. Jones)	2	19-0	NYG 38	TD
		I. Mukuamu FR (T. Diggs FF)	4	40-0	DAL 40	Punt
9/17	N.Y. Jets	M. Parsons FR (M. Parsons FF)	3	21-10	NYJ 37	FG
		J. Kearse INT (Z. Wilson)	4	27-10	NYJ 49	FG
		M. Hooker INT (Z. Wilson)	4	30-10	DAL 8	Punt
		T. Diggs INT (Z. Wilson)	4	30-10	DAL 45	EOG
9/24	at Arizona	None				
10/1	New England	L. Vander Esch FR (D. Fowler FF)	2	18-3	NE 11	TD
		D. Bland INT (M. Jones)	2	28-3	DAL 46	TD
		D. Bland INT (M. Jones)	3	28-3	DAL 38	FG
10/8	at San Francisco	J. Lewis FR (J. Lewis FF)	2	0-7	DAL 2	Punt
10/16						
10/29						
11/5						
11/12						
11/19						
11/23						
11/30						
12/10						
12/17						
12/24						
12/30						
1/7						

GIVEAWAYS

DATE	OPPONENT	TAKEAWAY	QTR.	SCORE	YD-LINE	RESULT
9/10	at N.Y. Giants	None				
9/17	N.Y. Jets	None				
9/24	at Arizona	D. Prescott INT (K. White: touchback)	4	16-28	ARZ (-4)	EOG
10/1	New England	None				
10/8	at San Francisco	T. Pollard fumble (F. Warner FF; K. Givens FR)	1	0-7	DAL 16	Fumble
		D. Prescott INT (T. Gipson Sr.)	3	10-28	SF 12	TD
		D. Prescott INT (F. Warner)	4	10-35	DAL 38	TD
		D. Prescott INT (O. Burks)	4	10-42	SF 36	Punt
10/16						
10/29						
11/5						
11/12						
11/19						
11/23						
11/30						
12/10						
12/17						
12/24						
12/30						
1/7						

TURNOVERS

Offense:	5 Giveaways 14 Points (2 TD, 0 FG)	Ratio +6 (11 takes, 5 gives)
Defense:	11 Takeaways 38 Points (4 TD, 3 FG)	
Special Teams:	0 Giveaways 0 Points (0 TD, 0 FG)	Points Off Turnovers Ratio +24 (38 scored, 14 allowed)
	0 Takeaways 0 Points (0 TD, 0 FG)	

TAKEAWAY/GIVEAWAY CHART

DATE	OPPONENT	+/- RATIO	COWBOYS TAKEAWAYS	POINTS OFF TAKEAWAYS	COWBOYS GIVEAWAYS	POINTS OFF GIVEAWAYS	POINTS OFF TO RATIO
9/10	at N.Y. Giants	+3	3 (1 FUM, 2 INT)	14	0 (0 FUM, 0 INT)	0	+14
9/17	N.Y. Jets	+4	4 (1 FUM, 3 INT)	6	0 (0 FUM, 0 INT)	0	+6
9/24	at Arizona	-1	0 (0 FUM, 0 INT)	0	1 (0 FUM, 1 INT)	0	0
10/1	New England	+3	3 (1 FUM, 2 INT)	18	0 (0 FUM, 0 INT)	0	+18
10/8	at San Francisco	-3	1 (1 FUM, 0 INT)	0	4 (1 FUM, 3 INT)	14	-14
10/16							
10/29							
11/05							
11/12							
11/19							
11/23							
11/30							
12/10							
12/17							
12/24							
12/30							
TBD							
TOTALS		+6	11 (4 FUM, 7 INT)	38	5 (1 FUM, 4 INT)	14	+24

TURNOVER ANALYSIS AND FIRST DOWNS

FUMBLES

<u>Player</u>	<u>Fum-Lost</u>		
B. Cooks	1	-	0
C. Lamb	1	-	0
T. Pollard	2	-	1
K. Turpin	1	-	0
Total	5	-	1
Opponent	8	-	4

PLUS/MINUS TURNOVER RATIO

			+/-
First Quarter	1 Takeaway	1 Turnover	E
Second Quarter	4 Takeaways	0 Turnovers	4
First Half	5 Takeaways	1 Turnover	4
Third Quarter	2 Takeaways	1 Turnover	1
Fourth Quarter	4 Takeaways	3 Turnovers	1
Overtime	0 Takeaways	0 Turnovers	E
Second Half	6 Takeaways	4 Turnovers	2
Totals	11 Takeaways	5 Turnovers	6

TAKE-AWAY BREAKDOWN

	<u>TAKE-AWAYS</u>			<u>POINTS OFF TAKE-AWAYS</u>					Pts./ Take-away
	INTs	Fum	Total	TDs	FGs	Tot. Scores	Tot. Pts	Scoring Pct.	
Cowboys	7	4	11	4	3	7	37	63.6%	3.4
Opponents	4	1	5	2	0	2	14	40.0%	2.8

FIRST DOWNS EARNED

Total First Downs (First downs on third and fourth downs)

<u>No</u> <u>Player</u>	<u>Rushing</u>	<u>Receiving</u>	<u>Passing</u>	<u>Total</u>
4 D. Prescott	5 (4)		54 (22)	59 (23)
20 T. Pollard	19 (6)	5 (3)		24 (9)
88 C. Lamb	1	15 (6)		16 (6)
87 J. Ferguson		9 (4)		9 (1)
13 M. Gallup		7 (1)		7
23 R. Dowdle	5 (1)	2		7 (1)
9 K. Turpin	3 (1)	4 (4)		7 (3)
3 B. Cooks		6 (3)		6 (3)
18 J. Tolbert		4 (2)		4 (1)
40 H. Luepke	2 (2)	1		3 (1)
42 D. Vaughn	1	1		2
10 C. Rush			1 (1)	1 (1)
86 L. Schoonmaker		1		1
Totals	36 (14)	55 (23)	55 (23)	

Note - One awarded to the passer and receiver on a pass completion

THIRD DOWN EFFICIENCY

COWBOYS

Date	Opponent	3rd & 1	3rd & 2	3rd & 3	3rd & 4	3rd & 5	3rd & 6	3rd & 7	3rd & 8	3rd & 9	3rd & 10+	Total
9/10	at N.Y. Giants	1 / 1	1 / 2	0 / 1	1 / 1	0 / 0	1 / 2	2 / 2	0 / 2	0 / 0	0 / 2	6 / 13
9/17	N.Y. Jets	1 / 2	2 / 2	1 / 2	1 / 1	1 / 2	1 / 1	1 / 2	0 / 1	0 / 1	1 / 4	9 / 18
9/24	at Arizona	5 / 5	0 / 0	0 / 0	2 / 3	0 / 0	0 / 1	1 / 2	0 / 1	0 / 0	1 / 4	9 / 16
10/1	New England	1 / 2	0 / 1	2 / 3	0 / 0	3 / 3	2 / 2	0 / 1	0 / 1	0 / 0	0 / 2	8 / 15
10/8	at San Francisco	1 / 1	0 / 1	1 / 2	1 / 2	0 / 1	0 / 1	1 / 1	0 / 0	0 / 1	0 / 1	4 / 11
10/16	at L.A. Chargers											
10/29	L.A. Rams											
11/5	at Philadelphia											
11/12	N.Y. Giants											
11/19	at Carolina											
11/23	Washington											
11/30	Seattle											
12/10	Philadelphia											
12/17	at Buffalo											
12/24	at Miami											
12/30	Detroit											
1/7	at Washington											
TOTALS		9 / 11	3 / 6	4 / 8	5 / 7	4 / 6	4 / 7	5 / 8	0 / 5	0 / 2	2 / 13	36 / 73
		81.8%	50.0%	50.0%	71.4%	66.7%	57.1%	62.5%	0.0%	0.0%	15.4%	49.3%
		3RD & 1-3: 16 / 25 = 64.0%			3RD & 4-6: 13 / 20 = 65.0%			3RD & 7-10+: 7 / 28 = 25.0%				

OPPONENT

Date	Opponent	3rd & 1	3rd & 2	3rd & 3	3rd & 4	3rd & 5	3rd & 6	3rd & 7	3rd & 8	3rd & 9	3rd & 10+	Total
9/10	at N.Y. Giants	3 / 3	0 / 1	1 / 2	0 / 0	1 / 1	0 / 0	0 / 1	0 / 1	0 / 1	0 / 6	5 / 16
9/17	N.Y. Jets	1 / 3	0 / 0	0 / 0	0 / 2	0 / 2	0 / 0	0 / 0	0 / 0	0 / 0	0 / 3	1 / 10
9/24	at Arizona	1 / 1	2 / 2	0 / 1	1 / 2	0 / 0	0 / 0	0 / 1	1 / 2	0 / 0	0 / 1	5 / 10
10/1	New England	1 / 2	0 / 0	0 / 0	1 / 2	1 / 1	1 / 4	0 / 0	0 / 1	0 / 0	0 / 3	4 / 13
10/8	at San Francisco	3 / 3	2 / 4	0 / 0	0 / 0	0 / 0	0 / 0	0 / 1	0 / 0	0 / 0	1 / 3	6 / 11
10/16	at L.A. Chargers											
10/29	L.A. Rams											
11/5	at Philadelphia											
11/12	N.Y. Giants											
11/19	at Carolina											
11/23	Washington											
11/30	Seattle											
12/10	Philadelphia											
12/17	at Buffalo											
12/24	at Miami											
12/30	Detroit											
1/7	at Washington											
TOTALS		9 / 12	4 / 7	1 / 3	2 / 6	2 / 4	1 / 4	0 / 3	1 / 4	0 / 1	1 / 16	21 / 60
		75.0%	57.1%	33.3%	33.3%	50.0%	25.0%	0.0%	25.0%	0.0%	6.3%	35.0%
		3RD & 1-3: 14 / 22 = 63.6%			3RD & 4-6: 5 / 14 = 35.7%			3RD & 7-10+: 2 / 24 = 8.3%				

FOURTH DOWN EFFICIENCY

		COWBOYS						OPPONENT					
Date	Opponent	4th & 1	4th & 2	4th & 3	4th & 4	4th & 5+	Total	4th & 1	4th & 2	4th & 3	4th & 4	4th & 5+	Total
9/10	at N.Y. Giants	0 / 0	0 / 0	1 / 1	0 / 1	0 / 0	1 / 2	1 / 1	0 / 0	1 / 1	0 / 0	1 / 3	3 / 5
9/17	N.Y. Jets	0 / 0	0 / 0	0 / 0	0 / 0	0 / 0	0 / 0	1 / 1	0 / 0	0 / 0	0 / 0	0 / 0	1 / 1
9/24	at Arizona	0 / 0	0 / 0	0 / 1	0 / 0	0 / 0	0 / 1	0 / 0	0 / 0	0 / 0	0 / 0	0 / 0	0 / 0
10/1	New England	0 / 0	0 / 0	0 / 1	0 / 0	0 / 0	0 / 1	0 / 1	0 / 1	0 / 0	0 / 0	0 / 0	0 / 2
10/8	at San Francisco	0 / 0	0 / 0	0 / 0	0 / 0	0 / 1	0 / 1	0 / 0	0 / 0	0 / 0	0 / 0	0 / 1	0 / 1
10/16	at L.A. Chargers												
10/29	L.A. Rams												
11/5	at Philadelphia												
11/12	N.Y. Giants												
11/19	at Carolina												
11/23	Washington												
11/30	Seattle												
12/10	Philadelphia												
12/17	at Buffalo												
12/24	at Miami												
12/30	Detroit												
1/7	at Washington												
TOTALS		0 / 0	0 / 0	1 / 3	0 / 1	0 / 1	1 / 5	2 / 3	0 / 1	1 / 1	0 / 0	1 / 4	4 / 9
		0.0%	0.0%	33.3%	0.0%	0.0%	20.0%	66.7%	0.0%	100.0%	0.0%	25.0%	44.4%

TIME SPENT AND QB DRIVECHART

TIME SPENT

	Opponent	Time Tied	Pct Tied	Time Lead	Pct Lead	Time Behind	Pct Behind	Tot Time
9/10	@ N.Y. Giants	6:57	11.6	53:03	88.4	0:00	0.0	60:00
9/17	N.Y. Jets	5:41	9.5	54:19	90.5	0:00	0.0	60:00
9/24	@ Arizona	2:29	4.1	0:00	0.0	57:31	95.9	60:00
10/1	New England	9:19	15.5	50:41	84.5	0:00	0.0	60:00
10/8	@ San Francisco	3:50	6.4	0:00	0.0	56:10	93.6	60:00
10/16	@ LA Chargers							
10/29	LA Rams							
11/5	@ Philadelphia							
11/12	N.Y. GIANTS							
11/19	@ Carolina							
11/23	Washington							
11/30	Seattle							
12/10	Philadelphia							
12/17	@ Buffalo							
12/24	@ Miami							
12/30	Detroit							
1/7/23	@ Washington							
	Total	28:16	9.4	158:03	52.7	113:41	37.9	300:00
	Average/Game	5:39		31:37		22:44		

QUARTERBACK DRIVE CHART

	Tot. Drives	TD	FG	Miss FG	Blk FG	Punt	Blk Punt	Downs	Fum	Int	Safety	Game/ Half	Tot Pts.	Score Pct	Pts/ Poss
D. Prescott	47	9	14	0	0	13	0	2	1	4	0	4	105	48.9	2.2
C. Rush	5	0	0	0	0	2	0	2	0	0	0	1	0	0.0	0.0
Cowboys Tot.	52	9	14	0	0	15	0	4	1	4	0	5	105	44.2	2.0
Opp. Totals	56	10	5	2	1	19	0	4	4	7	0	4	85	26.8	1.5

DRIVE EFFICIENCY

COWBOYS

DATE	OPPONENT	POSS	TD	PAT	2-PT	M-2PT	FG	FGA	MFG	BK-FG	PUNT	INT	FUM	SAF	DWNS	HF	GM	PTS	TD%	SCORE%	PTS/POSS
9/10	at N.Y. Giants	9	3	4	0	0	2	2	0	0	3	0	0	0	1	0	0	27	33.3	55.6	3.0
9/17	N.Y. Jets	12	2	2	1	1	5	5	0	0	3	0	0	0	0	1	1	30	16.7	58.3	2.5
9/24	at Arizona	8	1	1	0	0	3	3	0	0	2	1	0	0	1	0	0	16	12.5	50.0	2.0
10/1	New England	10	2	4	1	1	3	3	0	0	2	0	0	0	1	1	1	23	20.0	50.0	2.3
10/8	at San Francisco	13	1	1	0	0	1	1	0	0	5	3	1	0	1	1	0	10	7.7	15.4	0.8
10/16	at L.A. Chargers																				
10/29	L.A. Rams																				
11/5	at Philadelphia																				
11/12	N.Y. Giants																				
11/19	at Carolina																				
11/23	Washington																				
11/30	Seattle																				
12/10	Philadelphia																				
12/17	at Buffalo																				
12/24	at Miami																				
12/30	Detroit																				
1/7	at Washington																				
2023 TOTALS		52	9	12	2	2	14	14	0	0	15	4	1	0	4	3	2	106	17.3	44.2	2.0

OPPONENT

DATE	OPPONENT	POSS	TD	PAT	2-PT	M-2PT	FG	FGA	MFG	BK-FG	PUNT	INT	FUM	SAF	DWNS	HF	GM	PTS	TD%	SCORE%	PTS/POSS
9/10	at N.Y. Giants	12	0	0	0	0	0	2	2	1	3	2	1	0	2	1	1	0	0.0	0.0	0.0
9/17	N.Y. Jets	11	1	1	0	0	1	1	0	0	5	3	1	0	0	0	0	10	9.1	18.2	0.9
9/24	at Arizona	9	3	1	2	0	3	3	0	0	2	0	0	0	0	0	1	28	33.3	66.7	3.1
10/1	New England	11	0	0	0	0	1	2	1	0	5	2	1	0	1	0	0	3	0.0	9.1	0.3
10/8	at San Francisco	13	6	6	0	0	0	0	0	0	4	0	1	0	1	0	1	42	46.2	46.2	3.2
10/16	at L.A. Chargers																				
10/29	L.A. Rams																				
11/5	at Philadelphia																				
11/12	N.Y. Giants																				
11/19	at Carolina																				
11/23	Washington																				
11/30	Seattle																				
12/10	Philadelphia																				
12/17	at Buffalo																				
12/24	at Miami																				
12/30	Detroit																				
1/7	at Washington																				
2023 TOTALS		56	10	8	2	0	5	8	3	1	19	7	4	0	4	1	3	83	17.9	26.8	1.5

OPENING DRIVES

		COWBOYS								OPPONENT							
		FIRST HALF				SECOND HALF				FIRST HALF				SECOND HALF			
DATE	OPPONENT	PLAYS	YDS	TIME	RESULT	PLAYS	YDS	TIME	RESULT	PLAYS	YDS	TIME	RESULT	PLAYS	YDS	TIME	RESULT
09/10	at Giants	9	72	3:45	FG	10	75	4:59	TD	11	48	6:57	Blocked FG	7	7	4:43	Punt
09/17	Jets	12	75	5:41	TD	12	55	5:52	FG	3	-2	2:16	Punt	3	-5	1:44	Punt
09/24	at Cardinals	3	-5	2:30	Punt	13	67	5:33	FG	6	54	2:29	FG	3	-3	2:08	Punt
10/01	Patriots	10	70	4:08	FG	10	37	4:01	FG	8	64	4:11	FG	7	35	3:17	INT
10/08	at 49ers	3	1	0:50	Punt	6	39	3:07	FG	7	75	3:50	TD	7	75	4:33	TD

SCORING DRIVE LENGTH

DALLAS

Opponent	<10 Yards			10-19 Yards			20-29 Yards			30-39 Yards			40-49 Yards			50-59 Yards			60-69 Yards			70-79 Yards			80-89 Yards			90+ Yards			TOTAL					
	TD	FG	Tot	TD	FG	Tot	TD	FG	Tot	TD	FG	Tot	TD	FG	Tot	TD	FG	Tot	TD	FG	Tot	TD	FG	Tot	TD	FG	Tot	TD	FG	Tot	TD	FG	Tot			
@ N.Y. Giants	0	0	0	0	0	0	0	0	0	1	0	1	0	0	0	1	0	1	0	1	1	1	1	2	0	0	0	0	0	0	3	2	5			
N.Y. Jets	0	2	2	0	0	0	0	0	0	0	0	0	0	0	0	0	1	1	0	0	0	2	2	4	0	0	0	0	0	0	2	5	7			
@ Arizona	0	0	0	0	0	0	0	0	0	0	0	0	0	1	1	0	1	1	0	1	1	1	0	1	0	0	0	0	0	0	1	3	4			
New England	0	0	0	0	0	0	0	0	0	0	1	1	0	0	0	0	0	0	1	0	1	1	2	3	0	0	0	0	0	0	2	3	5			
@ San Francisco	0	0	0	0	0	0	0	0	0	0	1	1	0	0	0	0	0	0	0	0	0	1	0	1	0	0	0	0	0	0	1	1	2			
@ LA Chargers																																				
LA Rams																																				
@ Philadelphia																																				
N.Y. Giants																																				
@ Carolina																																				
Washington																																				
Seattle																																				
Philadelphia																																				
@ Buffalo																																				
@ Miami																																				
Detroit																																				
@ Washington																																				
TOTALS	0	2	2	0	0	0	0	0	0	1	2	3	0	1	1	1	2	3	1	2	3	6	5	11	0	0	0	0	0	0	9	14	23			

OPPONENTS

Opponent	<10 Yards			10-19 Yards			20-29 Yards			30-39 Yards			40-49 Yards			50-59 Yards			60-69 Yards			70-79 Yards			80-89 Yards			90+ Yards			TOTAL					
	TD	FG	Tot	TD	FG	Tot	TD	FG	Tot	TD	FG	Tot	TD	FG	Tot	TD	FG	Tot	TD	FG	Tot	TD	FG	Tot	TD	FG	Tot	TD	FG	Tot	TD	FG	Tot			
@ N.Y. Giants	0	0	0	0	0	0	0	0	0	0	0	0	0	0	0	0	0	0	0	0	0	0	0	0	0	0	0	0	0	0	0	0	0			
N.Y. Jets	0	0	0	0	0	0	0	0	0	0	0	0	0	0	0	0	1	1	1	0	1	0	0	0	0	0	0	0	0	0	1	1	2			
@ Arizona	0	0	0	0	0	0	0	1	1	0	0	0	0	0	0	0	2	2	0	0	0	2	0	2	1	0	1	0	0	0	3	3	6			
New England	0	0	0	0	0	0	0	0	0	0	0	0	0	0	0	0	0	0	0	1	1	0	0	0	0	0	0	0	0	0	0	1	1			
@ San Francisco	0	0	0	0	0	0	1	0	1	1	0	1	0	0	0	0	0	0	1	0	1	3	0	3	0	0	0	0	0	0	6	0	6			
@ LA Chargers																																				
LA Rams																																				
@ Philadelphia																																				
N.Y. Giants																																				
@ Carolina																																				
Washington																																				
Seattle																																				
Philadelphia																																				
@ Buffalo																																				
@ Miami																																				
Detroit																																				
@ Washington																																				
TOTALS	0	0	0	0	0	0	1	1	2	1	0	1	0	0	0	0	3	3	2	1	3	5	0	5	1	0	1	0	0	0	10	5	15			

INSIDE THE 20

COWBOYS

Date	Opponent	Pos	TD	PAT	2-Pt.	Miss		FG	FGA	Blk/ MFG		INT	Fum	Dwns	Drive Ends			Score		
						PAT				Half	Game				Pts	TD%	Pct.	Pts/Poss		
9/10	at N.Y. Giants	4	3	3	0	0	1	1	0	0	0	0	0	0	0	24	75.0	100.0	6.0	
9/17	N.Y. Jets	6	2	1	1	0	4	4	0	0	0	0	0	0	0	27	33.3	100.0	4.5	
9/24	at Arizona	5	1	1	0	0	2	2	0	1	0	1	0	0	0	13	20.0	60.0	2.6	
10/1	New England	4	1	1	0	0	3	3	0	0	0	0	0	0	0	16	25.0	100.0	4.0	
10/8	at San Francisco	0	0	0	0	0	0	0	0	0	0	0	0	0	0	0	0.0	0.0	0.0	
10/16	at L.A. Chargers																			
10/29	L.A. Rams																			
11/5	at Philadelphia																			
11/12	N.Y. Giants																			
11/19	at Carolina																			
11/23	Washington																			
11/30	Seattle																			
12/10	Philadelphia																			
12/17	at Buffalo																			
12/24	at Miami																			
12/30	Detroit																			
1/7	at Washington																			
TOTALS		19	7	6	1	0	10	10	0	1	0	1	0	0	80	36.8	89.5	4.2		

OPPONENT

Date	Opponent	Pos	TD	PAT	2-Pt.	Miss		FG	FGA	Blk/ MFG		INT	Fum	Dwns	Drive Ends			Score		
						PAT				Half	Game				Pts	TD%	Pct.	Pts/Poss		
9/10	at N.Y. Giants	2	0	0	0	0	0	2	2	0	0	0	0	0	0	0	0.0	0.0	0.0	
9/17	N.Y. Jets	1	0	0	0	0	1	1	0	0	0	0	0	0	0	3	0.0	100.0	3.0	
9/24	at Arizona	2	2	1	0	0	0	0	0	0	0	0	0	0	0	13	100.0	100.0	6.5	
10/1	New England	1	0	0	0	0	1	1	0	0	0	0	0	0	0	3	0.0	100.0	3.0	
10/8	at San Francisco	5	4	4	0	0	0	0	0	0	1	0	0	0	0	28	80.0	80.0	5.6	
10/16	at L.A. Chargers																			
10/29	L.A. Rams																			
11/5	at Philadelphia																			
11/12	N.Y. Giants																			
11/19	at Carolina																			
11/23	Washington																			
11/30	Seattle																			
12/10	Philadelphia																			
12/17	at Buffalo																			
12/24	at Miami																			
12/30	Detroit																			
1/7	at Washington																			
TOTALS		11	6	5	0	0	2	4	2	0	1	0	0	0	47	54.5	72.7	4.3		

GOAL TO GO

COWBOYS

Date	Opponent	Pos	TD	PAT	2-Pt.	Miss		FG	FGA	Blk/ MFG		INT	Fum	Dwns	Drive Ends			Score		
						PAT				Half	Game				Pts	TD%	Pct.	Pts/Poss		
9/10	at N.Y. Giants	3	2	2	0	0	1	1	0	0	0	0	0	0	0	17	66.7	100.0	5.7	
9/17	N.Y. Jets	5	2	1	1	0	3	3	0	0	0	0	0	0	0	24	40.0	100.0	4.8	
9/24	at Arizona	2	0	0	0	0	1	1	0	1	0	0	0	0	0	3	0.0	50.0	1.5	
10/1	New England	2	1	1	0	0	1	1	0	0	0	0	0	0	0	10	50.0	100.0	5.0	
10/8	at San Francisco	0	0	0	0	0	0	0	0	0	0	0	0	0	0	0	0.0	0.0	0.0	
10/16	at L.A. Chargers																			
10/29	L.A. Rams																			
11/5	at Philadelphia																			
11/12	N.Y. Giants																			
11/19	at Carolina																			
11/23	Washington																			
11/30	Seattle																			
12/10	Philadelphia																			
12/17	at Buffalo																			
12/24	at Miami																			
12/30	Detroit																			
1/7	at Washington																			
TOTALS		12	5	4	1	0	6	6	0	1	0	0	0	0	0	54	41.7	91.7	4.5	

OPPONENT

Date	Opponent	Pos	TD	PAT	2-Pt.	Miss		FG	FGA	Blk/ MFG		INT	Fum	Dwns	Drive Ends			Score		
						PAT				Half	Game				Pts	TD%	Pct.	Pts/Poss		
9/10	at N.Y. Giants	0	0	0	0	0	0	0	0	0	0	0	0	0	0	0	0.0	0.0	0.0	
9/17	N.Y. Jets	0	0	0	0	0	0	0	0	0	0	0	0	0	0	0	0.0	0.0	0.0	
9/24	at Arizona	2	2	1	0	0	0	0	0	0	0	0	0	0	0	13	100.0	100.0	6.5	
10/1	New England	0	0	0	0	0	0	0	0	0	0	0	0	0	0	0	0.0	0.0	0.0	
10/8	at San Francisco	2	2	2	0	0	0	0	0	0	0	0	0	0	0	14	100.0	100.0	7.0	
10/16	at L.A. Chargers																			
10/29	L.A. Rams																			
11/5	at Philadelphia																			
11/12	N.Y. Giants																			
11/19	at Carolina																			
11/23	Washington																			
11/30	Seattle																			
12/10	Philadelphia																			
12/17	at Buffalo																			
12/24	at Miami																			
12/30	Detroit																			
1/7	at Washington																			
TOTALS		4	4	3	0	0	0	0	0	0	0	0	0	0	0	27	100.0	100.0	6.8	

RUSHES/COMPLETIONS CHART

2023 REGULAR SEASON COWBOYS ADVANCES

DATE	OPPONENT	RUSHES	COMPLETIONS	ADVANCES	OUTCOME
9/10	at N.Y. Giants	30	13	43	W 40-0
9/17	N.Y. Jets	44	31	75	W 30-10
9/24	at Arizona	33	25	58	L 28-16
10/1	New England	30	30	60	W 38-3
10/8	at San Francisco	19	16	35	L 42-10
10/16	at L.A. Chargers				
10/29	L.A. Rams				
11/5	at Philadelphia				
11/12	N.Y. Giants				
11/19	at Carolina				
11/23	Washington				
11/30	Seattle				
12/10	Philadelphia				
12/17	at Buffalo				
12/24	at Miami				
12/30	Detroit				
1/7	at Washington				
TOTALS		156	115	271	

2023 REGULAR SEASON OPPONENT ADVANCES

DATE	OPPONENT	RUSHES	COMPLETIONS	ADVANCES	OUTCOME
9/10	at N.Y. Giants	28	17	45	W 40-0
9/17	N.Y. Jets	16	12	28	W 30-10
9/24	at Arizona	30	17	47	L 28-16
10/1	New England	23	16	39	W 38-3
10/8	at San Francisco	41	18	59	L 42-10
10/16	at L.A. Chargers				
10/29	L.A. Rams				
11/5	at Philadelphia				
11/12	N.Y. Giants				
11/19	at Carolina				
11/23	Washington				
11/30	Seattle				
12/10	Philadelphia				
12/17	at Buffalo				
12/24	at Miami				
12/30	Detroit				
1/7	at Washington				
TOTALS		138	80	218	

COWBOYS RECORD WHEN:

Having 45 or more advances	2 - 1
Having 50 or more advances	2 - 1
Having less than 45 advances	1 - 1
Having less than 50 advances	1 - 1
Allowing 45 or more advances	1 - 2
Allowing 50 or more advances	0 - 1
Allowing less than 45 advances	2 - 0
Allowing less than 50 advances	3 - 1

NOTE: Advances equal to all rushing attempts plus completions.

QUARTER BY QUARTER ANALYSIS

DALLAS

OPPONENT

	1st Quarter																					
					1st				3rd Down				Penalties									
	Pts	Yds	Rush	Pass	Dwns	Md	Att	Pct	TOP	No.	Yds	Pts	Yds	Rush	Pass	Dwns	Md	Att	Pct	TOP	No.	Yds
@ NYG	16	70	6	64	2	1	2	50.0%	4:06	1	15	0	36	55	-19	4	1	5	20.0%	10:54	1	5
NYJ	7	117	36	81	6	2	4	50.0%	8:07	2	7	0	20	18	2	1	0	3	0.0%	6:53	0	0
@ Ari	3	39	10	29	4	0	2	0.0%	6:54	4	33	9	132	90	42	7	2	3	66.7%	8:06	2	20
NE	10	145	23	122	8	2	3	66.7%	9:19	0	0	3	94	19	75	4	1	2	50.0%	5:41	1	5
@ SF	0	6	5	1	0	0	2	0.0%	2:51	4	30	7	98	48	50	8	2	4	50.0%	12:09	1	5
@ LAC																						
LAR																						
@ Phi																						
NYG																						
@ Car																						
Was																						
Sea																						
Phi																						
@ Buf																						
@ Mia																						
Det																						
@ Was																						
Totals	36	377	80	297	20	5	13	38.5%	6:15	11	85	19	380	230	150	24	6	17	35.3%	8:45	5	35

	2nd Quarter																					
					1st				3rd Down				Penalties									
	Pts	Yds	Rush	Pass	Dwns	Md	Att	Pct	TOP	No.	Yds	Pts	Yds	Rush	Pass	Dwns	Md	Att	Pct	TOP	No.	Yds
@ NYG	10	62	35	27	6	1	4	25.0%	7:13	1	5	0	45	14	31	4	2	4	50.0%	7:47	2	42
NYJ	11	103	26	77	10	4	6	66.7%	12:09	0	0	10	133	48	85	5	1	3	33.3%	2:51	3	19
@ Ari	7	114	59	55	7	3	4	75.0%	8:02	6	39	12	144	92	52	7	0	2	0.0%	6:58	3	25
NE	18	87	23	64	6	1	3	33.3%	7:38	2	10	0	60	13	47	2	1	4	25.0%	7:22	3	20
@ SF	7	87	16	71	4	3	5	60.0%	8:36	1	15	14	114	33	81	6	0	1	0.0%	6:24	1	15
@ LAC																						
LAR																						
@ Phi																						
NYG																						
@ Car																						
Was																						
Sea																						
Phi																						
@ Buf																						
@ Mia																						
Det																						
@ Was																						
Totals	53	453	159	294	33	12	22	54.5%	8:44	10	69	36	496	200	296	24	4	14	28.6%	6:16	12	121

	3rd Quarter																					
					1st				3rd Down				Penalties									
	Pts	Yds	Rush	Pass	Dwns	Md	Att	Pct	TOP	No.	Yds	Pts	Yds	Rush	Pass	Dwns	Md	Att	Pct	TOP	No.	Yds
@ NYG	7	75	49	26	6	2	3	66.7%	7:29	1	5	0	39	30	9	3	0	4	0.0%	7:31	1	5
NYJ	6	110	54	56	7	3	4	75.0%	10:58	0	0	0	13	-2	15	1	0	2	0.0%	4:02	1	5
@ Ari	3	157	71	86	6	3	5	60.0%	9:55	2	20	0	19	11	8	1	0	1	0.0%	5:05	1	5
NE	3	47	24	23	3	2	4	50.0%	7:18	1	6	0	51	12	39	2	2	5	40.0%	7:42	2	25
@ SF	3	55	13	42	2	0	1	0.0%	4:26	0	0	7	151	33	118	7	4	4	100.0%	10:34	2	15
@ LAC																						
LAR																						
@ Phi																						
NYG																						
@ Car																						
Was																						
Sea																						
Phi																						
@ Buf																						
@ Mia																						
Det																						
@ Was																						
Totals	22	444	211	233	24	10	17	58.8%	8:01	4	31	7	273	84	189	14	6	16	37.5%	6:59	7	55

	4th Quarter/OT																					
					1st				3rd Down				Penalties									
	Pts	Yds	Rush	Pass	Dwns	Md	Att	Pct	TOP	No.	Yds	Pts	Yds	Rush	Pass	Dwns	Md	Att	Pct	TOP	No.	Yds
@ NYG	7	58	32	26	4	2	4	50.0%	7:44	2	10	0	51	9	42	3	2	3	66.7%	7:16	2	20
NYJ	6	52	21	31	3	0	4	0.0%	11:01	4	31	0	49	0	49	5	0	2	0.0%	3:59	1	5
@ Ari	3	106	45	61	9	3	5	60.0%	9:42	1	15	7	105	29	76	5	2	2	100.0%	5:18	2	19
NE	7	97	53	44	5	3	5	60.0%	10:54	2	15	0	48	9	39	2	0	2	0.0%	4:06	0	0
@ SF	0	49	23	26	2	1	3	33.3%	7:02	1	15	14	58	56	2	4	0	2	0.0%	7:58	2	10
@ LAC																						
LAR																						
@ Phi																						
NYG																						
@ Car																						
Was																						
Sea																						
Phi																						
@ Buf																						
@ Mia																						
Det																						
@ Was																						
Totals	23	362	174	188	23	9	21	42.9%	9:17	10	86	21	311	103	208	19	4	11	36.4%	5:43	7	54

HALF BY HALF ANALYSIS AND PENALTY BREAKDOWN

HALF BY HALF ANALYSIS

	DALLAS											OPPONENT										
	1st Half											2nd Half/OT										
	Pts	Yds	Rush	Pass	1st Dwns	3rd Down			TOP	Penalties		Pts	Yds	Rush	Pass	1st Dwns	3rd Down			TOP	Penalties	
						Md	Att	Pct		No	Yds						Md	Att	Pct		No	Yds
@ NYG	26	132	41	91	8	2	6	33.3%	11:19	2	20	0	81	69	12	5	3	9	33.3%	18:41	3	47
NYJ	18	220	62	158	16	6	10	60.0%	20:16	2	7	10	153	66	87	6	1	6	16.7%	9:44	3	19
@ Ari	10	153	69	84	11	3	6	50.0%	14:56	10	72	21	276	182	94	9	2	5	40.0%	15:04	5	45
NE	28	232	46	186	14	3	6	50.0%	16:57	2	10	3	154	32	122	9	2	6	33.3%	13:03	4	25
@ SF	7	93	21	72	4	3	7	42.9%	11:27	5	45	21	212	81	131	6	2	5	40.0%	18:33	2	20
@ LAC																						
LAR																						
@ Phi																						
NYG																						
@ Car																						
Was																						
Sea																						
Phi																						
@ Buf																						
@ Mia																						
Det																						
@ Was																						
Totals	89	830	239	591	53	17	35	48.6%	14:59	21	154	55	876	430	446	24	10	31	32.3	15:01	17	156

	DALLAS											OPPONENT										
	1st Half											2nd Half/OT										
	Pts	Yds	Rush	Pass	1st Dwns	3rd Down			TOP	Penalties		Pts	Yds	Rush	Pass	1st Dwns	3rd Down			TOP	Penalties	
						Md	Att	Pct		No	Yds						Md	Att	Pct		No	Yds
@ NYG	14	133	81	52	10	4	7	57.1%	15:13	3	15	0	90	39	51	6	2	7	28.6%	14:47	3	25
NYJ	12	162	75	87	10	3	8	37.5%	21:59	4	31	0	62	-2	64	6	0	4	0.0%	8:01	2	10
@ Ari	6	263	116	147	15	6	10	60.0%	19:37	3	35	7	124	40	84	6	2	3	66.7%	10:23	3	24
NE	10	144	77	67	8	5	9	55.6%	18:12	3	21	0	99	21	78	4	2	7	28.6%	13:03	2	25
@ SF	3	104	36	68	4	1	4	25.0%	11:28	1	15	21	209	89	120	11	4	6	66.7%	18:32	4	25
@ LAC																						
LAR																						
@ Phi																						
NYG																						
@ Car																						
Was																						
Sea																						
Phi																						
@ Buf																						
@ Mia																						
Det																						
@ Was																						
Totals	45	806	385	421	47	19	38	50.0%	17:18	14	117	28	584	187	397	33	10	27	37.0%	12:42	14	109

PENALTY BREAKDOWN

	DALLAS						OPPONENT					
	Off. Pen	Pen. Yds	Def. Pen.	Pen. Yds	Spec. Tms Pen.	Tms Yds	Off. Pen	Pen. Yds	Def. Pen.	Pen. Yds	Spec. Tms Pen.	Tms Yds
9/10 @NYG	1	5	4	30	0	0	3	25	3	47	0	0
9/17 NYJ	3	17	2	16	1	5	2	10	3	19	0	0
9/24 @Ari	6	44	5	48	2	15	4	30	3	29	1	10
10/1 NE	4	27	0	0	1	5	3	20	1	15	2	15
10/8 @SF	1	15	4	40	1	5	6	45	0	0	0	0
10/16 @LAC												
10/29 LAR												
11/5 @Phi												
11/12 NYG												
11/19 @ Car												
11/23 Was												
11/30 Sea												
12/10 Phi												
12/17 @Buf												
12/24 @Mia												
12/30 Det												
1/7/23 @Was												
Totals	15	108	15	134	5	30	18	130	10	110	3	25

YARDS GAINED BY DOWN

		COWBOYS												OPPONENT											
		1ST DOWN			2ND DOWN			3RD DOWN			4TH DOWN			1ST DOWN			2ND DOWN			3RD DOWN			4TH DOWN		
Date	Opponent	Att	Yds	Avg	Att	Yds	Avg	Att	Yds	Avg	Att	Yds	Avg	Att	Yds	Avg	Att	Yds	Avg	Att	Yds	Avg	Att	Yds	Avg
9/10	at N.Y. Giants	24	147	6.1	16	25	1.6	13	87	6.7	2	6	3.0	24	64	2.7	20	44	2.2	16	35	2.2	5	28	5.6
9/17	N.Y. Jets	36	189	5.3	29	95	3.3	18	98	5.4	0	0	0.0	22	166	7.5	13	31	2.4	10	14	1.4	0	0	0.0
9/24	at Arizona	32	159	5.0	26	148	5.7	16	109	6.8	1	0	0.0	26	195	7.5	17	166	9.8	10	39	3.9	0	0	0.0
10/1	New England	31	210	6.8	22	121	5.5	15	55	3.7	1	-9	-9.0	21	92	4.4	19	73	3.8	13	96	7.4	2	0	0.0
10/8	at San Francisco	20	39	2.0	17	120	7.1	11	40	3.6	1	-2	-2.0	32	245	7.7	23	101	4.4	11	79	7.2	1	-4	-4.0
10/16	at L.A. Chargers																								
10/29	L.A. Rams																								
11/5	at Philadelphia																								
11/12	N.Y. Giants																								
11/19	at Carolina																								
11/23	Washington																								
11/30	Seattle																								
12/10	Philadelphia																								
12/17	at Buffalo																								
12/24	at Miami																								
12/30	Detroit																								
1/7	at Washington																								
TOTALS		143	744	5.2	110	509	4.6	73	389	5.3	5	-5	-1.0	125	762	6.1	92	415	4.5	60	263	4.4	8	24	3.0

KICKOFFS AND REPLAYS

KICKOFF ANALYSIS

	Total	Opp. Returns	TB	Opp. Return Yards	Opp. Avg. Return	Opp. Avg. Starting Yard Line	Opp. Starts Inside 10	Opp. Returns over 20 yards
Aubrey	32	1	31	28	28.0	25.0	0	1
Tot.	32	1	31	28	28.0	25.0	0	1
Opp. Tot.	18	4	17	68	17.0	25.3	0	1

Does not include squibb, pooch and onside kicks

REPLAY CHALLENGES

			Dallas (0-0)			
Game	Situation	Play		Challenge	Decision	Drive Result

			Opponent (0-0)			
Game	Situation	Play		Challenge	Decision	Drive Result

			Overtured Booth Review			
Game	Situation	Play		Challenge	Decision	Drive Result

TEAM RECORD WHEN

CATEGORY	2022 SEASON		CATEGORY	2022 SEASON	
		W-L			W-L
COWBOYS AT AT&T STADIUM		8-1	COWBOYS LEAD AT HALFTIME		8-1
COWBOYS ON THE ROAD		4-4	SCORE TIED AT HALFTIME		0-1
COWBOYS ON ARTIFICIAL TURF		11-1	COWBOYS TRAIL AT HALFTIME		4-3
COWBOYS ON GRASS		1-4	COWBOYS LEAD AFTER 1ST QUARTER		7-1
COWBOYS IN DOMES		0-0	SCORE TIED AFTER 1ST QUARTER		0-2
COWBOYS IN RETRACTABLE ROOF STADIUMS		0-0	COWBOYS TRAIL AFTER 1ST QUARTER		5-2
COWBOYS OUTDOORS		0-1	COWBOYS LEAD AFTER 3RD QUARTER		9-2
COWBOYS INDOORS		0-0	SCORE TIED AFTER 3RD QUARTER		2-0
			COWBOYS TRAIL AFTER 3RD QUARTER		1-3
DAY GAMES		9-3	GAME GOES TO OVERTIME		0-2
KICKOFF AT 12:00 CDT		4-1			
KICKOFF AT 3:00 CDT		5-2	COWBOYS SCORE 20 OR MORE POINTS		12-2
NIGHT GAMES		3-2	COWBOYS SCORE 19 OR LESS POINTS		0-3
			COWBOYS SCORE FIRST		7-3
VS. NFC EAST OVERALL		4-2	OPPONENT SCORES FIRST		5-2
VS. NFC EAST AT HOME		3-0	COWBOYS SCORE ON FIRST POSSESSION		5-1
VS. NFC EAST ON THE ROAD		1-2	COWBOYS ALLOW 20 OR MORE		4-4
			COWBOYS ALLOW 19 OR LESS POINTS		8-1
VS. NFC		8-4			
VS. NFC SOUTH		0-1	COWBOYS HAVE + TURNOVER RATIO		7-1
VS. NFC NORTH		3-1	TURNOVER RATIO EVEN		1-2
VS. NFC WEST		1-0	COWBOYS HAVE - TURNOVER RATIO		4-2
VS. AFC		4-1	COWBOYS HAVE 30:00+TOP		5-2
VS. AFC EAST		0-0	COWBOYS HAVE LESS THAN 30:00 TOP		7-3
VS. AFC SOUTH		3-1			
VS. AFC NORTH		1-0	COWBOYS HAVE 100-YARD RUSHER		2-1
VS. AFC WEST		0-0	COWBOYS HAVE 300 NET PASSING YARDS		2-0
			COWBOYS HAVE 1 100-YARD RECEIVER		4-2
COWBOYS WIN COIN TOSS		4-3	COWBOYS HAVE 2 100-YARD RECEIVERS		0-0
COWBOYS LOSE COIN TOSS		8-2			
IN SEPTEMBER		2-1	OPPONENTS HAVE 100-YARD RUSHER		0-3
IN OCTOBER		4-1	OPPONENTS HAVE 300 NET PASSING YARDS		1-1
IN NOVEMBER		2-1	OPPONENTS HAVE 1 100-YARD RECEIVER		2-2
IN DECEMBER		4-1	OPPONENTS HAVE 2 100-YARD RECEIVERS		1-0
IN JANUARY		0-1			
ON SUNDAY NIGHT		1-2			
ON THURSDAY NIGHT		1-0			
ON MONDAY NIGHT		1-0			
ON SATURDAY		1-0			

THE LAST TIME...

BY COWBOYS

BY OPPONENT

PASSING

502 yards, Dak Prescott vs. Cleveland, 10/4/20	500 Passing Yards	* Never Has Happened *
445 yards, Dak Prescott @ New England, 10/17/21	400 Passing Yards	434 yards, Philip Rivers vs. L.A. Chargers, 11/23/17
347 yards, Dak Prescott vs. Philadelphia, 12/24/22	300 Passing Yards	355 yards, Gardner Minshew vs. Philadelphia, 12/24/22
51 att., Dak Prescott @ New England, 10/17/21	50+ Pass Attempts	50 att., Tom Brady @ Tampa Bay, 9/9/21
40 att., Dak Prescott @ Arizona, 9/24/23	40+ Pass Attempts	40 att., Gardner Minshew vs. Philadelphia, 12/24/22
42 comp, Dak Prescott @ Tampa Bay, 9/9/21	40+ Pass Completions	41 comp, Kirk Cousins vs. Washington, 11/24/16
31 comp, Dak Prescott vs. N.Y. Jets, 9/17/23	30+ Pass Completions	31 comp, Justin Herbert @ L.A. Chargers, 9/19/21
28 comp, Dak Prescott vs. New England, 10/1/23	25+ Pass Completions	27 comp, Trevor Lawrence @ Jacksonville, 12/18/22
52 yards, Dak Prescott vs. Philadelphia, 12/24/22	Pass Play of 50-or-more Yards	69 yards, Joshua Dobbs @ Arizona, 9/24/23
* Never Has Happened *	Six Touchdown Passes	6 tds, Y.A. Tittle @ N.Y. Giants, 12/16/62
5 tds, Dak Prescott: (14, 24, 2, 9, 8) @ Philadelphia, 1/8/22	Five Touchdown Passes	5 tds, Russell Wilson: (43, 1, 1, 1, 29) @ Seattle, 9/27/20
4 tds, Dak Prescott: (5, 9, 1, 13) vs. Washington, 12/26/21	Four Touchdown Passes	4 tds, Brock Purdy: (19, 38, 10, 1) @ San Francisco, 10/8/23
3 tds, Dak Prescott: (36, 12, 7) vs. Philadelphia, 12/24/22	Three Touchdown Passes	3 tds, Aaron Rodgers: (58, 39, 7) @ Green Bay, 11/13/22
5 ints, Tony Romo vs. Chicago, 10/1/12	Five Interceptions Thrown	5 ints, Dan Marino vs. Miami, 11/25/99
4 ints, Tony Romo vs. N.Y. Giants, 10/28/12	Four Interceptions Thrown	4 ints, Taysom Hill @ New Orleans, 12/2/21
3 ints, Dak Prescott @ San Francisco, 10/8/23	Three Interceptions Thrown	3 ints, Zach Wilson vs. N.Y. Jets, 9/17/23
2 ints, Dak Prescott @ Tennessee, 12/29/22	Two Interceptions Thrown	2 ints, Mac Jones vs. New England, 10/1/23
Dak Prescott/Cooper Rush vs. New England, 10/1/23	100-Plus Passer Rating	Brock Purdy @ San Francisco, 10/8/23

RUSHING

253 yards, DeMarco Murray vs. St. Louis, 10/23/11	200 Rushing Yards	200 yards, Alfred Morris @ Washington, 12/30/12
151 yards, Ezekiel Elliott @ Philadelphia, 11/11/18	150 Rushing Yards	164 yards, Kenyan Drake vs. Arizona, 10/19/20
122 yards, Tony Pollard @ Arizona, 9/24/23	100 Rushing Yards	103 yards, Travis Etienne Jr. @ Jacksonville, 12/18/22
131 yards/117 yards, Tony Pollard/Ezekiel Elliott vs. L.A. Rams, 12/15/19	Two 100-Yard Rushers	139 yards/108 yards, Le'Ron McClain/Willis McGahee vs. Baltimore, 12/20/08
4 tds, Emmitt Smith @ N.Y. Giants, 9/4/95	Four Rushing Touchdowns	4 tds, Aaron Jones: (18, 3, 5, 1) vs. Green Bay, 10/6/19
3 tds, Tony Pollard: (18, 7, 54) vs. Chicago, 10/30/22	Three Rushing Touchdowns	3 tds, Antonio Gibson: (5, 23, 37) vs. Washington, 11/26/20
2 tds, Tony Pollard: (2, 1) @ N.Y. Giants, 9/10/23	Two Rushing Touchdowns	2 tds, Sam Darnold: (1, 11) vs. Carolina, 10/3/21
2 tds/2 tds, Tony Dorsett (9, 33)/Robert Newhouse (14, 3) @ N.Y. Giants, 11/9/80	Two Players with Two Rushing Touchdowns	* Never Has Happened *
Tavon Austin: (20)/Dak Prescott: (8)/Ezekiel Elliott: (1) vs. Philadelphia, 10/20/19	Three Players with one Rushing Touchdown	Mark Ingram II: (4)/Darren Sproles: (3)/Pierre Thomas: (1) @ New Orleans, 11/10/13
33 att., Ezekiel Elliott @ Washington, 10/29/17	30+ Rushing Attempts	32 att., Chris Carson @ Seattle, 9/23/18
91 yards, DeMarco Murray vs. St. Louis, 10/23/11	Run of 75+ Yards	82 yards, Le'Ron McClain vs. Baltimore, 12/20/08
54 yards, Tony Pollard vs. Chicago, 10/30/22	Run of 50-74 Yards	69 yards, Kenyan Drake vs. Arizona, 10/19/20
354 yards, Dallas 37, Seattle 13 @ Baltimore, 12/6/81	300 Rushing Yards (Team)	307 yards vs. Cleveland, 10/4/20
220 yards vs. Indianapolis, 12/4/22	200 Rushing Yards (Team)	222 yards @ Arizona, 9/24/23

THE LAST TIME...

RECEIVING

226 yards, Amari Cooper vs. Green Bay, 10/6/19	200 Receiving Yards	329 yards, Calvin Johnson @ Detroit, 10/27/13
150 yards, CeeDee Lamb @ Green Bay, 11/13/22	150 Receiving Yards	189 yards, Kadarius Toney vs. N.Y. Giants, 10/10/21
143 yards, CeeDee Lamb vs. N.Y. Jets, 9/17/23	100 Receiving Yards	113 yards/103 yards, DeVonta Smith/A.J. Brown vs. Philadelphia, 12/24/22
106 yards/104 yards, Michael Gallup/Cedrick Wilson vs. Las Vegas, 11/25/21	Two 100-Yard Receivers	113 yards/103 yards, DeVonta Smith/A.J. Brown vs. Philadelphia, 12/24/22
4 tds, Terrell Owens: (4, 31, 46, 52) vs. Washington, 11/18/07	Four Touchdown Receptions	4 tds, Harold Jackson @ LA Rams, 10/14/73
3 tds, Michael Gallup: (4, 32, 45) vs. Washington, 12/29/19	Three Touchdown Receptions	3 tds, George Kittle: (19, 38, 10) @ San Francisco, 10/8/23
2 tds, Dalton Schultz: (6, 10) @ Tennessee, 12/29/22	Two Touchdown Receptions	2 tds, DeVonta Smith: (14, 9) vs. Philadelphia, 12/24/22
Cedrick Wilson: (14, 24)/Dalton Schultz: (2, 9) @ Philadelphia, 1/8/22	Two Players with Two Touchdown Receptions	Terrell Owens/Jerry Rice vs. San Francisco, 9/24/00
11 , CeeDee Lamb vs. N.Y. Jets, 9/17/23	10+ Receptions	10 , Chris Moore vs. Houston, 12/11/22
73 yards, Cedrick Wilson @ Minnesota, 10/31/21	70-Yard Reception	75 yards, Cooper Kupp @ L.A. Rams, 10/9/22
68 yards, Tony Pollard @ Minnesota, 11/20/22	60-Yard Reception	68 yards, Garrett Wilson vs. N.Y. Jets, 9/17/23
52 yards, T.Y. Hilton vs. Philadelphia, 12/24/22	50-Yard Reception	52 yards, Terry McLaurin @ Washington, 1/8/23

COMBINED YARDS

115 yards/150 yards, Tony Pollard/CeeDee Lamb @ Green Bay, 11/13/22	100-Yard Rusher and 100-Yard Receiver	103 yards/109 yards, Travis Etienne Jr./Zay Jones @ Jacksonville, 12/18/22
120 yards/347 yards, CeeDee Lamb/Dak Prescott vs. Philadelphia, 12/24/22	100-Yard Receiver and 300-Yard Passer	113/103 yards/355 yards, DeVonta Smith/A.J. Brown/Gardner Minshew vs. Philadelphia, 12/24/22
110 yards/302 yards, Ezekiel Elliott/Dak Prescott vs. N.Y. Giants, 10/10/21	100-Yard Rusher and 300-Yard Passer	103 yards/318 yards, Travis Etienne Jr./Trevor Lawrence @ Jacksonville, 12/18/22
105 yards/377 yards/121 yards, Ezekiel Elliott/Andy Dalton Michael Gallup vs. Philadelphia, 12/27/20	100-Yard Rusher, 300-Yard Passer, 100-Yard Receiver	103 yards/318 yards/109 yards, Travis Etienne Jr./Trevor Lawrence Zay Jones @ Jacksonville, 12/18/22
105 yards/121/121 yards, Ezekiel Elliott/Michael Gallup/Amari Cooper vs. Philadelphia, 12/27/20	100-Yard Rusher, Two 100-Yard Receivers	102 yards/118/129 yards, Michael Turner/Roddy White/Julio Jones @ Atlanta, 11/4/12
106/104 yards/375 yards, Michael Gallup/Cedrick Wilson/Dak Prescott vs. Las Vegas, 11/25/21	Two 100-Yard Receivers, 300-Yard Passer	113/103 yards/355 yards, DeVonta Smith/A.J. Brown/Gardner Minshew vs. Philadelphia, 12/24/22

DEFENSE

3 ints, Terence Newman @ Washington, 12/14/03	Three-Interception Game	3 ints, Adrian Wilson @ Arizona, 10/20/02
2 ints, DaRon Bland vs. New England, 10/1/23	Two-Interception Game	2 ints, Kevin Byard @ Tennessee, 12/29/22
Dexter Coakley: (46, 12)/Deion Sanders: (0, 0) vs. Miami, 11/25/99	Two Players With Two Interceptions	* Never Has Happened *
54 yards, DaRon Bland vs. New England, 10/1/23	Interception Returned for Touchdown	29 yards, Kendall Fuller @ Washington, 1/8/23
* Never Has Happened *	Two Fumble Recoveries	2 fr, Vonn Bell @ New Orleans, 9/29/19
11 yards, Leighton Vander Esch vs. New England, 10/1/23	Fumble Returned for Touchdown	53 yards, Rodney McLeod @ Philadelphia, 11/1/20
6 to vs. N.Y. Giants, 10/28/12	Forced 5+ Turnovers	5 to vs. Indianapolis, 12/4/22
4 to @ San Francisco, 10/8/23	Forced Four Turnovers	4 to vs. N.Y. Jets, 9/17/23
3 to vs. New England, 10/1/23	Forced Three+ Turnovers	4 to @ San Francisco, 10/8/23
4 to @ San Francisco, 10/8/23	At Least One Turnover	1 to @ San Francisco, 10/8/23
4.0 sk, DeMarcus Ware @ Philadelphia, 10/30/11	Four-Sack Game	4.0 sk, Phillip Daniels @ Washington, 12/18/05
3.0 sk, DeMarcus Lawrence @ N.Y. Giants, 9/26/22	Three-Sack Game	3.5 sk, Chris Jones @ Kansas City, 11/21/21
2.0 sk, Micah Parsons vs. N.Y. Jets, 9/17/23	Two-Sack Game	2.0 sk, Haason Reddick vs. Philadelphia, 12/24/22
J.J. Wilcox vs. Washington, 1/3/16	Safety Scored	@ Philadelphia, 11/1/20
@ N.Y. Giants, 9/10/23	Shutout	@ Indianapolis, 12/16/18
45 yards vs. Arizona, 1/2/22	Less Than 50 Rushing Yards	38 yards @ L.A. Rams, 10/9/22
53 yards vs. New England, 10/1/23	Less Than 100 Rushing Yards	57 yards @ San Francisco, 10/8/23
28 yards vs. Tampa Bay, 9/9/01	Less Than 50 Net Passing Yards	46 yards @ Atlanta, 11/11/01
76 yards @ L.A. Rams, 10/9/22	Less Than 100 Net Passing Yards	63 yards @ N.Y. Giants, 9/10/23
140 yards @ San Francisco, 10/8/23	Less Than 150 Net Passing Yards	63 yards @ N.Y. Giants, 9/10/23
136 yards vs. Seattle, 12/24/17	Less Than 150 Net Offensive Yards	142 yards @ Washington, 10/25/20
171 yards @ N.Y. Giants, 9/10/23	Less Than 200 Net Offensive Yards	197 yards @ San Francisco, 10/8/23

THE LAST TIME...

SPECIAL TEAMS

100 yards, Tony Pollard vs. Las Vegas, 11/25/21	Kickoff Returned for Touchdown	100 yards, Dwayne Harris @ N.Y. Giants, 10/25/15
83 yards, Ryan Switzer vs. Washington, 11/30/17	Punt Returned for Touchdown	98 yards, Damaris Johnson vs. Philadelphia, 12/2/12
Juanyeh Thomas @ N.Y. Giants, 9/10/23	Blocked Field Goal Returned for Touchdown	55 yards, William White; Editt Murray, kicker @ Detroit, 10/27/91
Corey Clement vs. Washington, 12/26/21	Blocked Punt Returned for Touchdown	Doug Baldwin @ Seattle, 10/12/14
35 yards, Brett Maher vs. Buffalo, 11/28/19	Field Goal Blocked	45 yards, Graham Gano @ N.Y. Giants, 9/10/23
Brian Johnson [Chauncey Golston blocked] @ Washington, 12/12/21	PAT Blocked	Brett Maher [Grover Stewart blocked] vs. Indianapolis, 12/4/22
Chris Jones @ New England, 11/24/19	Punt Blocked	Riley Dixon @ L.A. Rams, 10/9/22
Brandon Aubrey @ N.Y. Giants, 9/10/23	Missed PAT	Joey Slye @ Washington, 1/8/23
vs. Cincinnati, 11/12/00	No Punts	vs. Philadelphia, 12/24/22
10 punts, Bryan Anger @ Washington, 1/8/23	10+ Punts	10 punts, Brad Maynard vs. Chicago, 11/25/04
C.J. Goodwin vs. Atlanta, 9/20/20	Successful Onside Kick	Michael Thomas vs. N.Y. Giants, 9/16/18
6 fg, Dan Bailey: (41, 27, 32, 41, 23, 40) vs. Washington, 9/26/11	Six Field Goals	7 fg, Greg Zuerlein: (49, 44, 44, 30, 28, 43, 33) vs. L.A. Rams, 10/1/17
5 fg, Brandon Aubrey: (35, 21, 55, 26, 30) vs. N.Y. Jets, 9/17/23	Five Field Goals	5 fg, Daniel Carlson: (22, 46, 30, 56, 29) vs. Las Vegas, 11/25/21
4 fg, Brett Maher: (21, 44, 48, 26) vs. Philadelphia, 12/24/22	Four Field Goals	4 fg, Ryan Succop: (44, 38, 29, 47) vs. Tampa Bay, 9/11/22
60 yards, Brett Maher @ Minnesota, 11/20/22	60+ Yard Field Goal	62 yards, Matt Prater @ Arizona, 9/24/23
50 yards, Brandon Aubrey @ San Francisco, 10/8/23	50+ Yard Field Goal	62 yards, Matt Prater @ Arizona, 9/24/23
20 yards, KaVontae Turpin @ Minnesota, 11/20/22	20-Yard Punt Return	20 yards, Trent Taylor vs. Cincinnati, 9/18/22

TEAM/MISCELLANEOUS

* Never Has Happened *	600 Net Offensive Yards	625 yards @ New Orleans, 11/10/13
567 yards @ New England, 10/17/21	500 Net Offensive Yards	503 yards @ Jacksonville, 12/18/22
416 yards @ Arizona, 9/24/23	400 Net Offensive Yards	421 yards @ San Francisco, 10/8/23
@ N.Y. Giants, 9/10/23	Touchdown on Offense, Defense and Special Teams	@ N.Y. Giants, 10/25/15
Bryan Anger vs. New England, 10/1/23	Two-Point Conversion Made	Joe Burrow vs. Cincinnati, 9/18/22
CeeDee Lamb vs. Indianapolis, 12/4/22	Two-Point Conversion Failed	James Conner/Joshua Dobbs @ Arizona, 9/24/23
Dallas 51, Seattle 7 vs. Seattle, 11/27/80	50 Points Scored	vs. Denver, 10/6/13
@ N.Y. Giants, 9/10/23	40 Points Scored	@ San Francisco, 10/8/23
@ New England, 10/17/21	Overtime Win	@ Jacksonville, 12/18/22
vs. Washington, 12/26/21	20 First Quarter Points	vs. Atlanta, 9/20/20
@ Philadelphia, 1/8/22	20 Second Quarter Points	@ Philadelphia, 10/16/22
vs. Denver, 11/7/21	No Points Scored in First Half	@ N.Y. Giants, 9/10/23
vs. Carolina, 10/3/21	20 Third Quarter Points	vs. New Orleans, 12/10/06
vs. Indianapolis, 12/4/22	20 Fourth Quarter Points	vs. Washington, 11/26/20
33 (Q4) vs. Indianapolis, 12/4/22	20+ Points in One Quarter	20 (Q2) @ Philadelphia, 10/16/22
33 (second half) vs. Indianapolis, 12/4/22	30 Points in One Half	31 (first half) vs. Cleveland, 10/4/20
(16, 10, 7, 7 Points) @ N.Y. Giants, 9/10/23	Scored a Touchdown in Each Quarter	(7, 14, 7, 14 Points) @ San Francisco, 10/8/23
vs. New England, 10/1/23	Won by 20+ Points	@ San Francisco, 10/8/23
vs. Philadelphia, 1/3/10	Shutout at Home	* Never Has Happened *
@ N.Y. Giants, 9/10/23	Shutout on the Road	@ Indianapolis, 12/16/18
0 pen vs. Arizona, 10/30/05	No Penalties	0 pen @ Philadelphia, 11/11/18
13 pen @ Arizona, 9/24/23	10+ Penalties	10 pen @ Tennessee, 12/29/22
0 to vs. New England, 10/1/23	No Turnovers	0 to @ Arizona, 9/24/23
4 td vs. New England, 10/1/23	Four-Touchdown Game	4 td vs. Philadelphia, 12/24/22
3 td @ Tennessee, 12/29/22	Three-Touchdown Game	3 td @ Arizona, 9/24/23
vs. Tampa Bay, 9/11/22	No Touchdowns	vs. New England, 10/1/23
42:15 TOP vs. N.Y. Jets, 9/17/23	40:00 Time of Possession (non-overtime)	41:12 TOP vs. Denver, 11/7/21
@ N.Y. Giants, 9/10/23	No Sacks/No Interceptions Allowed	vs. Pittsburgh, 11/8/20
4 tds, Terrell Owens vs. Washington, 11/18/07	Four Touchdowns by a Player	4 tds, Aaron Jones vs. Green Bay, 10/6/19
3 tds, Tony Pollard vs. Chicago, 10/30/22	Three Touchdowns by a Player	3 tds, George Kittle @ San Francisco, 10/8/23

LONGEST/SHORTEST

LONGEST DRIVE

Most Plays (Cowboys)	14 plays vs. N.Y. Jets (9/17)	78 yards, 6:44, Field Goal
Most Plays (Opponent)	12 plays at San Francisco (10/8)	62 yards, 6:42, Touchdown
Most Yards (Cowboys)	78 yards vs. N.Y. Jets (9/17)	14 plays, 6:44, Field Goal
	78 yards at San Francisco (10/8)	11 plays, 5:31, Touchdown
Most Yards (Opponent)	82 yards at Arizona (9/24)	7 plays, 3:49, Touchdown
Most Time (Cowboys)	6:59 at Arizona (9/24)	13 plays, 75 yards, Touchdown
Most Time (Opponent)	6:42 at San Francisco (10/8)	12 plays, 62 yards, Touchdown

LONGEST TOUCHDOWN DRIVE

Most Plays (Cowboys)	13 plays vs. N.Y. Jets (9/17)	75 yards, 5:20
	13 plays at Arizona (9/24)	75 yards, 6:59
Most Plays (Opponent)	12 plays at San Francisco (10/8)	62 yards, 6:42
Most Yards (Cowboys)	78 yards at San Francisco (10/8)	11 plays, 5:31
Most Yards (Opponent)	82 yards at Arizona (9/24)	7 plays, 3:49
Most Time (Cowboys)	6:59 at Arizona (9/24)	13 plays, 75 yards
Most Time (Opponent)	6:42 at San Francisco (10/8)	12 plays, 62 yards

LONGEST FIELD GOAL DRIVE

Most Plays (Cowboys)	14 plays vs. N.Y. Jets (9/17)	78 yards, 6:44
Most Plays (Opponent)	11 plays vs. N.Y. Jets (9/17)	59 yards, 1:48
Most Yards (Cowboys)	78 yards vs. N.Y. Jets (9/17)	14 plays, 6:44
Most Yards (Opponent)	64 yards vs. New England (10/1)	8 plays, 4:11
Most Time (Cowboys)	6:44 vs. N.Y. Jets (9/17)	14 plays, 78 yards
Most Time (Opponent)	4:11 vs. New England (10/1)	8 plays, 64 yards

SHORTEST TOUCHDOWN DRIVE

Fewest Plays (Cowboys)	5 plays at N.Y. Giants (9/10)	38 yards, 2:45
Fewest Plays (Opponent)	1 plays vs. N.Y. Jets (9/17)	68 yards, 0:09
	1 plays at San Francisco (10/8)	38 yards, 0:10
	1 plays at San Francisco (10/8)	26 yards, 0:06
Fewest Yards (Cowboys)	38 yards at N.Y. Giants (9/10)	5 plays, 2:45
Fewest Yards (Opponent)	26 yards at San Francisco (10/8)	1 plays, 0:06
Shortest Time (Cowboys)	2:45 at N.Y. Giants (9/10)	5 plays, 38 yards
Shortest Time (Opponent)	0:06 at San Francisco (10/8)	1 plays, 26 yards

SHORTEST FIELD GOAL DRIVE

Fewest Plays (Cowboys)	4 plays vs. N.Y. Jets (9/17)	1 yards, 1:22
Fewest Plays (Opponent)	5 plays at Arizona (9/24)	27 yards, 0:25
Fewest Yards (Cowboys)	1 yards vs. N.Y. Jets (9/17)	4 plays, 1:22
Fewest Yards (Opponent)	27 yards at Arizona (9/24)	5 plays, 0:25
Shortest Time (Cowboys)	1:22 vs. N.Y. Jets (9/17)	4 plays, 1 yards
Shortest Time (Opponent)	0:25 at Arizona (9/24)	5 plays, 27 yards

TEAM HIGHS AND LOWS

2023 REGULAR SEASON DALLAS COWBOYS OFFENSIVE HIGHS AND LOWS (THROUGH WEEK 5)

HIGH	DATE	OPPONENT	CATEGORY	LOW	DATE	OPPONENT
40	9/10	at N.Y. Giants	Points	10	10/8	at San Francisco
18	10/1	vs. New England	Points in a Quarter	0	10/8	at San Francisco
28	10/1	vs. New England	Points in a Half	3	10/8	at San Francisco
5	9/10	at N.Y. Giants	Total Touchdowns	1	9/24	at Arizona
83	9/17	vs. N.Y. Jets	Total Plays	49	10/8	at San Francisco
416	9/24	at Arizona	Total Net Yards	197	10/8	at San Francisco
26	9/17	vs. N.Y. Jets	Total First Downs	8	10/8	at San Francisco
12	9/24	at Arizona	First Downs Rushing	3	10/8	at San Francisco
16	9/17	vs. N.Y. Jets	First Downs Passing	5	10/8	at San Francisco
3	9/10	at N.Y. Giants	First Down Penalties	0	10/8	at San Francisco
56.3%	9/24	at Arizona	Third Down Efficiency	36.4%	10/8	at San Francisco
5.5	9/24	at Arizona	Average Yards Per Play	4	10/8	at San Francisco
185	9/24	at Arizona	Total Net Yards Rushing	57	10/8	at San Francisco
44	9/17	vs. N.Y. Jets	Rushing Attempts	19	10/8	at San Francisco
5.6	9/24	at Arizona	Rushing Average Yards	3	9/17	vs. N.Y. Jets
3	9/10	at N.Y. Giants	Rushing Touchdowns	0	10/8	at San Francisco
253	10/1	vs. New England	Total Net Yards Passing	140	9/24	at Arizona
40	9/24	at Arizona	Passing Attempts	25	10/8	at San Francisco
31	9/17	vs. N.Y. Jets	Passing Completions	13	9/10	at N.Y. Giants
2	9/17	vs. N.Y. Jets	Passing Touchdowns	0	9/10	at N.Y. Giants
3	10/8	at San Francisco	Passes Thrown for Interception	0	9/10	at N.Y. Giants
4	10/8	at San Francisco	Times Sacked	0	9/17	vs. N.Y. Jets
4	10/8	at San Francisco	QB Sacks	0	10/1	vs. New England
5	10/8	at San Francisco	Total Punts	2	9/10	at N.Y. Giants
57	10/1	vs. New England	Punt Net Average Yards	39.7	9/24	at Arizona
2	9/10	at N.Y. Giants	Punt Returns	0	10/1	vs. New England
17	9/10	at N.Y. Giants	Punt Return Yards	0	9/17	vs. N.Y. Jets
4	10/8	at San Francisco	Kickoff Returns	0	9/24	at Arizona
68	10/8	at San Francisco	Kickoff Return Yards	0	9/10	at N.Y. Giants
13	9/24	at Arizona	Total Penalties	5	9/17	vs. N.Y. Jets
107	9/24	at Arizona	Penalty Yards	32	9/24	at Arizona
2	10/1	vs. New England	Total Fumbles	0	10/1	vs. New England
1	10/8	at San Francisco	Fumbles Lost	0	9/10	at N.Y. Giants
42:15	9/17	vs. N.Y. Jets	Time of Possession	22:55	9/17	vs. N.Y. Jets
4	10/8	at San Francisco	Turnovers	0	9/24	at Arizona
93,719	10/1	vs. New England	Attendance	62,915	10/1	vs. New England
					9/24	at Arizona

TEAM HIGHS AND LOWS

2023 REGULAR SEASON DALLAS COWBOYS DEFENSIVE HIGHS AND LOWS (THROUGH WEEK 5)

HIGH	DATE	OPPONENT	CATEGORY	LOW	DATE	OPPONENT
42	10/8	at San Francisco	Points	0	9/10	at N.Y. Giants
14	10/8	at San Francisco	Points in a Quarter	0	9/10	at N.Y. Giants
					9/17	vs. N.Y. Jets
					9/24	at Arizona
21	9/24	at Arizona	Points in a Half	0	10/1	vs. New England
					9/10	at N.Y. Giants
					9/17	vs. N.Y. Jets
					10/1	vs. New England
6	10/8	at San Francisco	Total Touchdowns	0	9/10	at N.Y. Giants
					10/1	vs. New England
67	10/8	at San Francisco	Total Plays	46	9/17	vs. N.Y. Jets
421	10/8	at San Francisco	Total Net Yards	171	9/10	at N.Y. Giants
25	10/8	at San Francisco	Total First Downs	10	10/1	vs. New England
10	10/8	at San Francisco	First Downs Rushing	2	10/1	vs. New England
12	10/8	at San Francisco	First Downs Passing	5	9/10	at N.Y. Giants
4	9/24	at Arizona	First Down Penalties	0	10/1	vs. New England
54.6%	10/8	at San Francisco	Third Down Efficiency	10.0%	9/17	vs. N.Y. Jets
7.5	9/24	at Arizona	Average Yards Per Play	2.6	9/10	at N.Y. Giants
222	9/24	at Arizona	Total Net Yards Rushing	53	10/1	vs. New England
41	10/8	at San Francisco	Rushing Attempts	16	9/17	vs. N.Y. Jets
7.4	9/24	at Arizona	Rushing Average Yards	2.3	10/1	vs. New England
2	9/24	at Arizona	Rushing Touchdowns	0	9/10	at N.Y. Giants
					9/17	vs. N.Y. Jets
					10/1	vs. New England
251	10/8	at San Francisco	Total Net Yards Passing	63	9/10	at N.Y. Giants
30	9/10	at N.Y. Giants	Passing Attempts	21	9/24	at Arizona
18	10/8	at San Francisco	Passing Completions	12	9/17	vs. N.Y. Jets
4	10/8	at San Francisco	Passing Touchdowns	0	9/10	at N.Y. Giants
					10/1	vs. New England
3	9/17	vs. N.Y. Jets	Passes Thrown for Interception	0	9/24	at Arizona
					10/8	at San Francisco
7	9/10	at N.Y. Giants	Times Sacked	1	10/8	at San Francisco
7	9/10	at N.Y. Giants	QB Sacks	1	10/8	at San Francisco
5	9/17	vs. N.Y. Jets	Total Punts	2	9/24	at Arizona
48.2	9/17	vs. N.Y. Jets	Punt Net Average Yards	42.4	10/1	vs. New England
4	10/8	at San Francisco	Punt Returns	1	9/10	at N.Y. Giants
					9/17	vs. N.Y. Jets
					10/1	vs. New England
39	10/8	at San Francisco	Punt Return Yards	-2	10/1	vs. New England
1	9/24	at Arizona	Kickoff Returns	0	9/10	at N.Y. Giants
					9/17	vs. N.Y. Jets
					10/1	vs. New England
					10/8	at San Francisco
28	9/24	at Arizona	Kickoff Return Yards	0	9/10	at N.Y. Giants
					9/17	vs. N.Y. Jets
					10/1	vs. New England
					10/8	at San Francisco
8	9/24	at Arizona	Total Penalties	5	9/17	vs. N.Y. Jets
72	9/10	at N.Y. Giants	Penalty Yards	29	9/17	vs. N.Y. Jets
5	9/10	at N.Y. Giants	Total Fumbles	0	9/24	at Arizona
1	9/10	at N.Y. Giants	Fumbles Lost	0	9/24	at Arizona
37:05	10/8	at San Francisco	Time of Possession	17:45	9/17	vs. N.Y. Jets
4	9/17	vs. N.Y. Jets	Turnovers	0	9/24	at Arizona
93,719	10/1	vs. New England	Attendance	62,915	9/24	at Arizona

INDIVIDUAL SINGLE-GAME HIGHS

2023 REGULAR SEASON COWBOYS INDIVIDUAL SINGLE-GAME HIGHS

Touchdowns	2	Tony Pollard	at Giants	9/10
Passes Attempted	40	Dak Prescott	at Cardinals	9/24
Passes Completed	31	Dak Prescott	vs. Jets	9/17
Completion Percentage	82.3	Dak Prescott	vs. Patriots	10/1
Passing Yards	261	Dak Prescott	vs. Patriots	10/1
Yards Per Attempt	7.7	Dak Prescott	vs. Patriots	10/1
Touchdown Passes	2	Dak Prescott	vs. Jets	9/17
Pass Receptions	11	CeeDee Lamb	vs. Jets	9/17
Receiving Yards	143	CeeDee Lamb	vs. Jets	9/17
Touchdown Receptions	1	KaVontae Turpin	at 49ers	10/8
		CeeDee Lamb	vs. Patriots	10/1
		Rico Dowdle	at Cardinals	9/24
		Jake Ferguson	vs. Jets	9/17
		Luke Schoonmaker	vs. Jets	9/17
Rushing Yards	122	Tony Pollard	at Cardinals	9/24
Rushing Attempts	25	Tony Pollard	vs. Jets	9/17
Rushing Average	5.3	Tony Pollard	at Cardinals	9/24
Rushing Touchdowns	2	Tony Pollard	at Giants	9/10
Yards From Scrimmage	143	CeeDee Lamb	vs. Jets	9/17
Combined Net Yards	143	CeeDee Lamb	vs. Jets	9/17
Interceptions Made	2	DaRon Bland	vs. Patriots	10/1
Interceptions Thrown	3	Dak Prescott	at 49ers	10/8
INT Return Yards	64	DaRon Bland	vs. Patriots	10/1
Tackles	12	Leighton Vander Esch	at 49ers	10/8
Sacks	2.0	Micah Parsons	vs. Jets	9/17
		Dorance Armstrong	at Giants	9/10
		Osa Odighizuwa	at Giants	9/10
Punts	5	Bryan Anger	at 49ers	10/8
Punts Inside the 20	2	Bryan Anger	vs. Patriots	10/1
Punting Average	56.0	Bryan Anger	vs. Patriots	10/1
Punt Returns	2	KaVontae Turpin	vs. Patriots	10/1
		KaVontae Turpin	at Giants	9/10
Punt Return Yards	17	KaVontae Turpin	at Giants	9/10
Kickoff Returns	2	Rico Dowdle	at 49ers	10/8
		KaVontae Turpin	at 49ers	10/8
Kickoff Return Yards	35	Rico Dowdle	at 49ers	10/8
Field Goals Attempted	5	Brandon Aubrey	vs. Jets	9/17
Field Goals Made	5	Brandon Aubrey	vs. Jets	9/17

2023 REGULAR SEASON DALLAS COWBOYS LONGEST PLAYS

Run From Scrimmage	46	KaVontae Turpin	vs. Patriots	10/1
Touchdown Run	7	KaVontae Turpin	at Giants	9/10
Passing Long	49	Dak Prescott	at Giants	9/10
Touchdown Pass Long	26	Dak Prescott	at 49ers	10/8
Pass Reception	49	CeeDee Lamb	at Giants	9/10
Touchdown Reception	26	KaVontae Turpin	at 49ers	10/8
Interception Return	54	DaRon Bland	vs. Patriots	10/1
Longest INT Return for TD	54	DaRon Bland	vs. Patriots	10/1
Longest Opponent's Fumble Return	11	Leighton Vander Esch	vs. Patriots	10/1
Punt Return	12	KaVontae Turpin	vs. Patriots	10/1
Kickoff Return	22	Rico Dowdle	at 49ers	10/8
Punt	57	Bryan Anger	vs. Patriots	10/1
Field Goal	55	Brandon Aubrey	vs. Jets	9/17
Field Goal Attempt	55	Brandon Aubrey	vs. Jets	9/17

OPPONENTS INDIVIDUAL SINGLE-GAME HIGHS

2023 REGULAR SEASON OPPONENTS INDIVIDUAL SINGLE-GAME HIGHS

Touchdowns	3	George Kittle	at 49ers	10/8
Passes Attempted	28	Daniel Jones	at Giants	9/10
Passes Completed	17	Brock Purdy	at 49ers	10/8
		Joshua Dobbs	at Cardinals	9/24
Completion Percentage	80.9	Joshua Dobbs	at Cardinals	9/24
Passing Yards	252	Brock Purdy	at 49ers	10/8
Yards Per Attempt	10.5	Brock Purdy	at 49ers	10/8
Touchdown Passes	4	Brock Purdy	at 49ers	10/8
Pass Receptions	5	Marquise Brown	at Cardinals	9/24
		Tyler Conklin	vs. Jets	9/17
Receiving Yards	86	Michael Wilson	at Cardinals	9/24
Touchdown Receptions	3	George Kittle	at 49ers	10/8
Rushing Yards	98	James Conner	at Cardinals	9/24
Rushing Attempts	19	Christian McCaffrey	at 49ers	10/8
Rushing Average	7.0	James Conner	at Cardinals	9/24
Rushing Touchdowns	1	Jordan Mason	at 49ers	10/8
		Christian McCaffrey	at 49ers	10/8
		James Conner	at Cardinals	9/24
		Rondale Moore	at Cardinals	9/24
Yards From Scrimmage	116	James Conner	at Cardinals	9/24
Combined Net Yards	116	James Conner	at Cardinals	9/24
Interceptions Made	1	Oren Burks	at 49ers	10/8
		Tashaun Gipson Sr.	at 49ers	10/8
		Fred Warner	at 49ers	10/8
		Kyzir White	at Cardinals	9/24
Interceptions Thrown	3	Zach Wilson	vs. Jets	9/17
INT Return Yards	26	Tashaun Gipson Sr.	at 49ers	10/8
Tackles	15	Kyle Dugger	vs. Patriots	10/1
Sacks	1.0	Kevin Givens	at 49ers	10/8
		Dre Greenlaw	at 49ers	10/8
		Fred Warner	at 49ers	10/8
		Jahlani Tavai	vs. Patriots	10/1
		Josh Uche	vs. Patriots	10/1
Punts	5	Bryce Baringer	vs. Patriots	10/1
		Thomas Morstead	vs. Jets	9/17
Punts Inside the 20	2	Mitch Wishnowsky	at 49ers	10/8
Punting Average	53.3	Jamie Gillan	at Giants	9/10
Punt Returns	4	Ray-Ray McCloud III	at 49ers	10/8
Punt Return Yards	39	Ray-Ray McCloud III	at 49ers	10/8
Kickoff Returns	1	Greg Dortch	at Cardinals	9/24
Kickoff Return Yards	28	Greg Dortch	at Cardinals	9/24
Field Goals Attempted	3	Matt Prater	at Cardinals	9/24
Field Goals Made	3	Matt Prater	at Cardinals	9/24

2023 REGULAR SEASON OPPONENTS LONGEST PLAYS

Run From Scrimmage	45	Rondale Moore	at Cardinals	9/24
Touchdown Run	45	Rondale Moore	at Cardinals	9/24
Passing Long	69	Joshua Dobbs	at Cardinals	9/24
Touchdown Pass Long	68	Zach Wilson	vs. Jets	9/17
Pass Reception	69	Michael Wilson	at Cardinals	9/24
Touchdown Reception	68	Garrett Wilson	vs. Jets	9/17
Interception Return	26	Tashaun Gipson Sr.	at 49ers	10/8
Punt Return	19	Greg Dortch	at Cardinals	9/24
Kickoff Return	28	Greg Dortch	at Cardinals	9/24
Punt	62	Jamie Gillan	at Giants	9/10
Field Goal	62	Matt Prater	at Cardinals	9/24
Field Goal Attempt	62	Matt Prater	at Cardinals	9/24

BIG YARDAGE GAMES

COWBOYS

100-YARD PASS RECEIVERS

DATE	OPPONENT	PLAYER	REC.	YDS.	AVG.	LG	TD
9/17	vs. N.Y. Jets	C. Lamb	11	143	13.0	31	0

100-YARD RUSHERS

DATE	OPPONENT	PLAYER	ATT.	YDS.	AVG.	LG	TD
9/24	at Arizona	T. Pollard	23	122	5.3	31	0

2023 OPPONENTS BIG YARDAGE GAMES

[none]

100.0+ PASSER RATING

COWBOYS

PASSING GAMES

DATE	OPPONENT	PLAYER	ATT	CMP	YDS	CMP%	YDS/ATT	YDS/CMP	TD	TD%	INT	INT%	LONG	SACK/LOST	RATING
9/17	vs. N.Y. Jets	D. Prescott	38	31	255	81.6	6.7	8.2	2	5.3	0	0.0	31	1/7	112.2
10/1	vs. New England	D. Prescott	34	28	261	82.4	7.7	9.3	1	2.9	0	0.0	29	3/28	108.5

2023 OPPONENTS 100.0+ PASSER RATING

PASSING GAMES

DATE	OPPONENT	PLAYER	ATT	CMP	YDS	CMP%	YDS/ATT	YDS/CMP	TD	TD%	INT	INT%	LONG	SACK/LOST	RATING
9/24	at Arizona	J. Dobbs	21	17	189	81.0	9.0	11.1	1	4.8	0	0.0	69	2/11	120.0
10/8	at San Francisco	B. Purdy	24	17	252	70.8	10.5	14.8	4	16.7	0	0.0	42	1/2	144.4

*Need minimum of 20 attempts to qualify

GAME SUMMARIES



WEEK 1
Dallas Cowboys 40, New York Giants 0
80,809 ★ MetLife Stadium ★ Sep 10, 2023



Dallas Cowboys	16	10	7	7	—	40
New York Giants	0	0	0	0	—	0

SCORING DRIVES

TEAM	QTR	TIME	SCORING PLAY	DAL	NYG
Cowboys	1	8:03	N.Igbinoghene 58 yd. return of blocked field goal (kick failed, wl)	6	0
Cowboys	1	3:21	B.Aubrey 21 yd. Field Goal (9-72, 3:45)	9	0
Cowboys	1	2:22	D.Bland 22 yd. interception return (B.Aubrey kick)	16	0
Cowboys	2	10:55	B.Aubrey 38 yd. Field Goal (11-60, 4:26)	19	0
Cowboys	2	8:03	T.Pollard 2 yd. run (B.Aubrey kick) (5-38, 2:45)	26	0
Cowboys	3	10:01	T.Pollard 1 yd. run (B.Aubrey kick) (10-75, 4:59)	33	0
Cowboys	4	11:31	K.Turpin 7 yd. run (B.Aubrey kick) (8-50, 3:29)	40	0

Team Statistics

	Cowboys	Giants
First Downs	18	14
3rd-Down Eff. (Made/Att/Pct)	6/13/46%	5/16/31%
4th-Down Eff. (Made/Att/Pct)	1/2/50%	3/5/60%
Total Net Yards	265	171
Total Plays	55	65
Yards Per Play	4.8	2.6
Rushes/Net Yards	30/122	28/108
Net Passing	143	63
Pass Attempts/Completions	25/13	30/17
Had Intercepted	0	2
Sacked/Yards Lost	0/0	7/47
Punts/Average	3/48.7	3/53.3
Penalties/Yards	5/35	6/72
Fumbles/Lost	1/0	5/1
Possession Time	26:32	33:28

DALLAS COWBOYS

PASSING	ATT	COM	YDS	SK/YD	TD	LG	INT	RTG
Dak Prescott	24	13	143	0/0	0	49	0	72.0
Cooper Rush	1	0	0	0/0	0	0	0	39.6
TOTAL	25	13	143	0/0	0	49	0	69.3

RUSHING	ATT	YDS	AVG	LG	TD
Tony Pollard	14	70	5.0	25	2
Rico Dowdle	6	24	4.0	10	0
KaVontae Turpin	3	14	4.7	7t	1
Deuce Vaughn	6	8	1.3	5	0
Dak Prescott	1	6	6.0	6	0
TOTAL	30	122	4.1	25	3

RECEIVING	NO	YDS	AVG	LG	TD
CeeDee Lamb	4	77	19.3	49	0
Brandin Cooks	2	22	11.0	16	0
Tony Pollard	2	12	6.0	7	0
Jake Ferguson	2	11	5.5	9	0
KaVontae Turpin	2	11	5.5	7	0
Michael Gallup	1	10	10.0	10	0
TOTAL	13	143	11.0	49	0

NEW YORK GIANTS

PASSING	ATT	COM	YDS	SK/YD	TD	LG	INT	RTG
Daniel Jones	28	15	104	7/47	0	24	2	32.4
Tyrod Taylor	2	2	6	0/0	0	9	0	79.2
TOTAL	30	17	110	7/47	0	24	2	36.8

RUSHING	ATT	YDS	AVG	LG	TD
Saquon Barkley	12	51	4.3	18	0
Daniel Jones	13	43	3.3	11	0
Matt Breida	2	9	4.5	6	0
Gary Brightwell	1	5	5.0	5	0
TOTAL	28	108	3.9	18	0

RECEIVING	NO	YDS	AVG	LG	TD
Darren Waller	3	36	12.0	22	0
Darius Slayton	3	15	5.0	8	0
Saquon Barkley	3	12	4.0	7	0
Lawrence Cager	2	17	8.5	9	0
Gary Brightwell	2	6	3.0	9	0
Isaiah Hodgins	1	24	24.0	24	0
Parris Campbell	1	2	2.0	2	0
Daniel Bellinger	1	1	1.0	1	0
Matt Breida	1	-3	-3.0	-3	0
TOTAL	17	110	6.5	24	0

GAME SUMMARIES



WEEK 2
New York Jets 10, Dallas Cowboys 30
93,689 ★ AT&T Stadium ★ Sep 17, 2023



New York Jets	0	10	0	0	—	10
Dallas Cowboys	7	11	6	6	—	30

SCORING DRIVES

TEAM	QTR	TIME	SCORING PLAY	NYJ	DAL
Cowboys	1	9:19	J.Ferguson 4 yd. pass from D.Prescott (B.Aubrey kick) (12-75, 5:41)	0	7
Cowboys	2	9:10	B.Aubrey 35 yd. Field Goal (14-78, 6:44)	0	10
Jets	2	7:12	G.Wilson 68 yd. pass from Z.Wilson (A.Seibert kick) (1-68, 0:09)	7	10
Cowboys	2	1:52	L.Schoonmaker 1 yd. pass from D.Prescott (T.Pollard run) (13-75, 5:20)	7	18
Jets	2	:04	A.Seibert 34 yd. Field Goal (11-59, 1:48)	10	18
Cowboys	3	7:24	B.Aubrey 21 yd. Field Goal (12-55, 5:52)	10	21
Cowboys	3	5:19	B.Aubrey 55 yd. Field Goal (4-1, 1:22)	10	24
Cowboys	4	12:23	B.Aubrey 26 yd. Field Goal (12-71, 6:21)	10	27
Cowboys	4	8:18	B.Aubrey 30 yd. Field Goal (6-5, 3:18)	10	30

Team Statistics

	Jets	Cowboys
First Downs	12	26
3rd-Down Eff. (Made/Att/Pct)	1/10/10%	9/18/50%
4th-Down Eff. (Made/Att/Pct)	1/1/100%	0/0/0%
Total Net Yards	215	382
Total Plays	46	83
Yards Per Play	4.7	4.6
Rushes/Net Yards	16/64	44/134
Net Passing	151	248
Pass Attempts/Completions	27/12	38/31
Had Intercepted	3	0
Sacked/Yards Lost	3/19	1/7
Punts/Average	5/48.2	3/51.7
Penalties/Yards	5/29	6/38
Fumbles/Lost	1/1	1/0
Possession Time	17:45	42:15

NEW YORK JETS

PASSING	ATT	COM	YDS	SK/YD	TD	LG	INT	RTG
Zach Wilson	27	12	170	3/19	1	68t	3	38.1
TOTAL	27	12	170	3/19	1	68T	3	38.1

RUSHING	ATT	YDS	AVG	LG	TD
Zach Wilson	5	36	7.2	16	0
Breece Hall	4	9	2.3	9	0
Michael Carter	2	8	4.0	6	0
Dalvin Cook	4	7	1.8	6	0
Ashtyn Davis	1	4	4.0	4	0
TOTAL	16	64	4.0	16	0

RECEIVING	NO	YDS	AVG	LG	TD
Tyler Conklin	5	50	10.0	17	0
Garrett Wilson	2	83	41.5	68t	1
Allen Lazard	2	23	11.5	14	0
Mecole Hardman Jr.	1	6	6.0	6	0
Dalvin Cook	1	5	5.0	5	0
Michael Carter	1	3	3.0	3	0
TOTAL	12	170	14.2	68T	1

DALLAS COWBOYS

PASSING	ATT	COM	YDS	SK/YD	TD	LG	INT	RTG
Dak Prescott	38	31	255	1/7	2	31	0	112.2
TOTAL	38	31	255	1/7	2	31	0	112.2

RUSHING	ATT	YDS	AVG	LG	TD
Tony Pollard	25	72	2.9	23	0
Rico Dowdle	7	26	3.7	9	0
Deuce Vaughn	3	16	5.3	13	0
Dak Prescott	6	14	2.3	15	0
KaVontae Turpin	2	6	3.0	6	0
Peyton Hendershot	1	0	0.0	0	0
TOTAL	44	134	3.0	23	0

RECEIVING	NO	YDS	AVG	LG	TD
CeeDee Lamb	11	143	13.0	31	0
Tony Pollard	7	37	5.3	19	0
Jalen Tolbert	3	18	6.0	7	0
Deuce Vaughn	3	16	5.3	11	0
Jake Ferguson	3	11	3.7	6	1
Rico Dowdle	1	17	17.0	17	0
KaVontae Turpin	1	9	9.0	9	0
Michael Gallup	1	3	3.0	3	0
Luke Schoonmaker	1	1	1.0	1t	1
TOTAL	31	255	8.2	31	2

GAME SUMMARIES



WEEK 3
Dallas Cowboys 16, Arizona Cardinals 28
62,915 ★ State Farm Stadium ★ Sep 24, 2023



Dallas Cowboys	3	7	3	3	—	16
Arizona Cardinals	9	12	0	7	—	28

SCORING DRIVES

TEAM	QTR	TIME	SCORING PLAY	DAL	ARI
Cardinals	1	12:31	M.Prater 39 yd. Field Goal (6-54, 2:29)	0	3
Cardinals	1	6:12	J.Conner 5 yd. run (run failed) (7-82, 3:49)	0	9
Cowboys	1	1:48	B.Aubrey 49 yd. Field Goal (10-44, 4:24)	3	9
Cardinals	2	12:31	R.Moore 45 yd. run (pass failed) (7-75, 4:17)	3	15
Cowboys	2	5:32	R.Dowdle 15 yd. pass from D.Prescott (B.Aubrey kick) (13-75, 6:59)	10	15
Cardinals	2	1:28	M.Prater 43 yd. Field Goal (10-50, 4:04)	10	18
Cardinals	2	:00	M.Prater 62 yd. Field Goal (5-27, 0:25)	10	21
Cowboys	3	9:27	B.Aubrey 27 yd. Field Goal (13-67, 5:33)	13	21
Cowboys	4	9:33	B.Aubrey 26 yd. Field Goal (12-56, 5:20)	16	21
Cardinals	4	7:22	M.Brown 2 yd. pass from J.Dobbs (M.Prater kick) (4-76, 2:11)	16	28

Team Statistics

	Cowboys	Cardinals
First Downs	26	20
3rd-Down Eff. (Made/Att/Pct)	9/16/56%	5/10/50%
4th-Down Eff. (Made/Att/Pct)	0/1/0%	0/0/0%
Total Net Yards	416	400
Total Plays	75	53
Yards Per Play	5.5	7.5
Rushes/Net Yards	33/185	30/222
Net Passing	231	178
Pass Attempts/Completions	40/25	21/17
Had Intercepted	1	0
Sacked/Yards Lost	2/18	2/11
Punts/Average	2/51.0	2/47.0
Penalties/Yards	13/107	8/69
Fumbles/Lost	0/0	0/0
Possession Time	34:33	25:27

DALLAS COWBOYS

PASSING	ATT	COM	YDS	SK/YD	TD	LG	INT	RTG
Dak Prescott	40	25	249	2/18	1	32	1	78.0
TOTAL	40	25	249	2/18	1	32	1	78.0

RUSHING	ATT	YDS	AVG	LG	TD
Tony Pollard	23	122	5.3	31	0
Dak Prescott	3	24	8.0	13	0
Rico Dowdle	4	21	5.3	10	0
CeeDee Lamb	2	9	4.5	9	0
Hunter Luepke	1	9	9.0	9	0
TOTAL	33	185	5.6	31	0

RECEIVING	NO	YDS	AVG	LG	TD
Michael Gallup	6	92	15.3	27	0
Jake Ferguson	5	48	9.6	12	0
CeeDee Lamb	4	53	13.3	32	0
Rico Dowdle	3	25	8.3	15t	1
Tony Pollard	3	-1	-0.3	2	0
Brandin Cooks	2	17	8.5	12	0
Hunter Luepke	1	12	12.0	12	0
Peyton Hendershot	1	3	3.0	3	0
TOTAL	25	249	10.0	32	1

ARIZONA CARDINALS

PASSING	ATT	COM	YDS	SK/YD	TD	LG	INT	RTG
Joshua Dobbs	21	17	189	2/11	1	69	0	120.0
TOTAL	21	17	189	2/11	1	69	0	120.0

RUSHING	ATT	YDS	AVG	LG	TD
James Conner	14	98	7.0	26	1
Joshua Dobbs	6	55	9.2	44	0
Rondale Moore	3	54	18.0	45t	1
Keaontay Ingram	5	13	2.6	8	0
Emari Demercado	2	2	1.0	2	0
TOTAL	30	222	7.4	45T	2

RECEIVING	NO	YDS	AVG	LG	TD
Marquise Brown	5	61	12.2	23	1
Rondale Moore	4	8	2.0	8	0
Michael Wilson	2	86	43.0	69	0
James Conner	2	18	9.0	10	0
Zach Ertz	2	6	3.0	5	0
Keaontay Ingram	1	8	8.0	8	0
Trey McBride	1	2	2.0	2	0
TOTAL	17	189	11.1	69	1

GAME SUMMARIES



WEEK 4

New England Patriots 3, Dallas Cowboys 38
 93,719 ★ AT&T Stadium ★ Oct 1, 2023



New England Patriots	3	0	0	0	—	3
Dallas Cowboys	10	18	3	7	—	38

SCORING DRIVES

TEAM	QTR	TIME	SCORING PLAY	NE	DAL
Cowboys	1	10:52	B.Aubrey 23 yd. Field Goal (10-70, 4:08)	0	3
Patriots	1	6:41	C.Ryland 29 yd. Field Goal (8-64, 4:11)	3	3
Cowboys	1	1:30	C.Lamb 20 yd. pass from D.Prescott (B.Aubrey kick) (10-75, 5:11)	3	10
Cowboys	2	11:09	L.Vander Esch 11 yd. fumble return (B.Anger-C.Golston pass)	3	18
Cowboys	2	4:03	B.Aubrey 23 yd. Field Goal (11-73, 5:33)	3	21
Cowboys	2	:54	D.Bland 54 yd. interception return (B.Aubrey kick)	3	28
Cowboys	3	7:42	B.Aubrey 33 yd. Field Goal (10-37, 4:01)	3	31
Cowboys	4	6:38	H.Luepke 3 yd. run (B.Aubrey kick) (7-63, 4:21)	3	38

Team Statistics

	Patriots	Cowboys
First Downs	10	22
3rd-Down Eff. (Made/Att/Pct)	4/13/31%	8/15/53%
4th-Down Eff. (Made/Att/Pct)	0/2/0%	0/1/0%
Total Net Yards	253	377
Total Plays	55	69
Yards Per Play	4.6	5.5
Rushes/Net Yards	23/53	30/124
Net Passing	200	253
Pass Attempts/Completions	30/16	36/30
Had Intercepted	2	0
Sacked/Yards Lost	2/7	3/28
Punts/Average	5/45.0	2/56.0
Penalties/Yards	6/50	5/32
Fumbles/Lost	1/1	2/0
Possession Time	24:51	35:09

NEW ENGLAND PATRIOTS

PASSING	ATT	COM	YDS	SK/YD	TD	LG	INT	RTG
Mac Jones	21	12	150	1/0	0	42	2	39.9
Bailey Zappe	9	4	57	1/7	0	22	0	65.5
TOTAL	30	16	207	2/7	0	42	2	47.5

RUSHING	ATT	YDS	AVG	LG	TD
Rhamondre Stevenson	14	30	2.1	8	0
Ezekiel Elliott	6	16	2.7	9	0
Mac Jones	3	7	2.3	4	0
TOTAL	23	53	2.3	9	0

RECEIVING	NO	YDS	AVG	LG	TD
Hunter Henry	4	51	12.8	21	0
Demario Douglas	2	45	22.5	42	0
Kendrick Bourne	2	36	18.0	20	0
DeVante Parker	2	33	16.5	22	0
Rhamondre Stevenson	2	10	5.0	7	0
Ezekiel Elliott	2	6	3.0	4	0
JuJu Smith-Schuster	1	14	14.0	14	0
Mike Gesicki	1	12	12.0	12	0
TOTAL	16	207	12.9	42	0

DALLAS COWBOYS

PASSING	ATT	COM	YDS	SK/YD	TD	LG	INT	RTG
Dak Prescott	34	28	261	3/28	1	29	0	108.5
Cooper Rush	2	2	20	0/0	0	13	0	108.3
TOTAL	36	30	281	3/28	1	29	0	108.4

RUSHING	ATT	YDS	AVG	LG	TD
Tony Pollard	11	47	4.3	16	0
KaVontae Turpin	1	46	46.0	46	0
CeeDee Lamb	1	12	12.0	12	0
Deuce Vaughn	8	9	1.1	3	0
Rico Dowdle	3	9	3.0	9	0
Hunter Luepke	2	4	2.0	3t	1
Dak Prescott	1	-1	-1.0	-1	0
Cooper Rush	3	-2	-0.7	0	0
TOTAL	30	124	4.1	46	1

RECEIVING	NO	YDS	AVG	LG	TD
Jake Ferguson	7	77	11.0	21	0
Michael Gallup	5	60	12.0	29	0
Jalen Tolbert	4	53	13.3	18	0
CeeDee Lamb	4	36	9.0	20t	1
Brandin Cooks	4	27	6.8	11	0
Tony Pollard	3	13	4.3	6	0
Rico Dowdle	1	8	8.0	8	0
KaVontae Turpin	1	5	5.0	5	0
Deuce Vaughn	1	2	2.0	2	0
TOTAL	30	281	9.4	29	1

GAME SUMMARIES



WEEK 5

Dallas Cowboys 10, San Francisco 49ers 42
 71,617 ★ Levi's Stadium ★ Oct 8, 2023



Dallas Cowboys	0	7	3	0	—	10
San Francisco 49ers	7	14	7	14	—	42

SCORING DRIVES

TEAM	QTR	TIME	SCORING PLAY	DAL	SF
49ers	1	11:10	G.Kittle 19 yd. pass from B.Purdy (J.Moody kick) (7-75, 3:50)	0	7
49ers	2	13:16	G.Kittle 38 yd. pass from B.Purdy (J.Moody kick) (1-38, 0:10)	0	14
Cowboys	2	7:45	K.Turpin 26 yd. pass from D.Prescott (B.Aubrey kick) (11-78, 5:31)	7	14
49ers	2	2:36	C.McCaffrey 1 yd. run (J.Moody kick) (9-75, 5:09)	7	21
Cowboys	3	11:53	B.Aubrey 50 yd. Field Goal (6-39, 3:07)	10	21
49ers	3	7:20	G.Kittle 10 yd. pass from B.Purdy (J.Moody kick) (7-75, 4:33)	10	28
49ers	4	14:19	K.Juszczyk 1 yd. pass from B.Purdy (J.Moody kick) (12-62, 6:42)	10	35
49ers	4	13:59	J.Mason 26 yd. run (J.Moody kick) (1-26, 0:06)	10	42

Team Statistics

	Cowboys	49ers
First Downs	8	25
3rd-Down Eff. (Made/Att/Pct)	4/11/36%	6/11/55%
4th-Down Eff. (Made/Att/Pct)	0/1/0%	0/1/0%
Total Net Yards	197	421
Total Plays	49	67
Yards Per Play	4.0	6.3
Rushes/Net Yards	19/57	41/170
Net Passing	140	251
Pass Attempts/Completions	26/16	25/18
Had Intercepted	3	0
Sacked/Yards Lost	4/21	1/2
Punts/Average	5/50.8	4/46.8
Penalties/Yards	6/60	6/45
Fumbles/Lost	1/1	1/1
Possession Time	22:55	37:05

DALLAS COWBOYS

PASSING	ATT	COM	YDS	SK/YD	TD	LG	INT	RTG
Dak Prescott	24	14	153	3/13	1	29	3	51.6
Cooper Rush	2	2	8	1/8	0	7	0	83.3
TOTAL	26	16	161	4/21	1	29	3	52.4

RUSHING	ATT	YDS	AVG	LG	TD
Tony Pollard	8	29	3.6	10	0
Rico Dowdle	5	15	3.0	8	0
Deuce Vaughn	3	7	2.3	4	0
Brandin Cooks	1	6	6.0	6	0
Dak Prescott	1	2	2.0	2	0
Cooper Rush	1	-2	-2.0	-2	0
TOTAL	19	57	3.0	10	0

RECEIVING	NO	YDS	AVG	LG	TD
CeeDee Lamb	4	49	12.3	29	0
Tony Pollard	4	35	8.8	26	0
Jake Ferguson	3	28	9.3	20	0
Michael Gallup	2	15	7.5	8	0
KaVontae Turpin	1	26	26.0	26t	1
Brandin Cooks	1	7	7.0	7	0
Deuce Vaughn	1	1	1.0	1	0
TOTAL	16	161	10.1	29	1

SAN FRANCISCO 49ERS

PASSING	ATT	COM	YDS	SK/YD	TD	LG	INT	RTG
Brock Purdy	24	17	252	1/2	4	42	0	144.4
Sam Darnold	1	1	1	0/0	0	1	0	79.2
TOTAL	25	18	253	1/2	4	42	0	143.8

RUSHING	ATT	YDS	AVG	LG	TD
Jordan Mason	10	69	6.9	26t	1
Christian McCaffrey	19	51	2.7	8	1
Deebo Samuel	5	30	6.0	11	0
Tyrion Davis-Price	6	21	3.5	15	0
Sam Darnold	1	-1	-1.0	-1	0
TOTAL	41	170	4.1	26T	2

RECEIVING	NO	YDS	AVG	LG	TD
Brandon Aiyuk	4	58	14.5	23	0
Kyle Juszczyk	4	26	6.5	9	1
George Kittle	3	67	22.3	38t	3
Deebo Samuel	3	55	18.3	42	0
Christian McCaffrey	2	27	13.5	19	0
Jauan Jennings	1	19	19.0	19	0
Ray-Ray McCloud III	1	1	1.0	1	0
TOTAL	18	253	14.1	42	4

DRIVE CHARTS

WEEK 1: COWBOYS 40, GIANTS 0

SEPTEMBER 10, 2023

★ COWBOYS											NY GIANTS														
#	RECD	LOST	POSS	OBTAINED	BEGAN	PLAYS	YDS	PEN	NET	1ST ENDED	GIVEN UP	#	RECD	LOST	POSS	OBTAINED	BEGAN	PLAYS	YDS	PEN	NET	1ST ENDED	GIVEN UP		
1	07:06	03:21	3:45	Punt	DAL 26	9	72	0	72	2	NYG 2	Field Goal	1	15:00	08:03	6:57	KO	NYG 25	11	38	10	48	4	DAL 27	Blocked FG
2	00:21	10:55	4:26	Punt	DAL 20	11	23	37	60	3	NYG 20	Field Goal	2	08:03	07:06	0:57	KO	NYG 25	3	-10	0	-10	0	NYG 15	Punt
3	10:48	08:03	2:45	Int	NYG 38	5	33	5	38	3	NYG 2	TD	3	03:21	02:22	0:59	KO	NYG 25	3	-9	0	-9	0	NYG 16	Int
4	01:05	00:42	0:23	Missed FG	DAL 26	3	4	0	4	0	DAL 30	Punt	4	02:22	00:21	2:01	KO	NYG 25	3	3	0	3	0	NYG 28	Punt
5	15:00	10:01	4:59	KO	DAL 25	10	75	0	75	5	NYG 1	TD	5	10:55	10:48	0:07	KO	NYG 25	1	0	0	0	0	NYG 25	Int
6	05:18	02:48	2:30	Punt	DAL 36	4	8	0	8	1	DAL 44	Punt	6	08:03	01:05	6:58	KO	NYG 25	15	52	5	57	4	DAL 18	Missed FG
7	15:00	11:31	3:29	Downs		8	50	0	50	4	NYG 7	TD	7	00:42	00:00	0:42	Punt	NYG 29	2	-7	0	-7	0	DAL 29	End Half
8	11:19	09:04	2:15	FUM	DAL 37	3	2	0	2	0	DAL 39	Punt	8	10:01	05:18	4:43	KO	NYG 25	7	7	0	7	1	NYG 32	Punt
9	03:10	01:10	2:00	Downs	NYG 38	4	6	0	6	0	NYG 32	Downs	9	02:48	00:00	2:48	Punt	NYG 20	9	30	0	30	2		Downs
													10	11:31	11:19	0:12	KO	NYG 25	1	24	0	24	0	NYG 25	FUM
													11	09:04	03:10	5:54	Punt	NYG 19	10	19	0	19	3	NYG 38	Downs
													12	01:10	00:00	1:10	Downs	NYG 32	2	6	-10	-4	0	NYG 31	End Game

WEEK 2: COWBOYS 30, JETS 10

SEPTEMBER 17, 2023

★ COWBOYS											JETS														
#	RECD	LOST	POSS	OBTAINED	BEGAN	PLAYS	YDS	PEN	NET	1ST ENDED	GIVEN UP	#	RECD	LOST	POSS	OBTAINED	BEGAN	PLAYS	YDS	PEN	NET	1ST ENDED	GIVEN UP		
1	15:00	09:19	5:41	KO	DAL 25	12	75	0	75	5	NYJ 4	TD	1	09:19	07:03	2:16	KO	NYJ 25	3	-2	0	-2	0	NYJ 23	Punt
2	07:03	05:31	1:32	Punt	DAL 31	3	9	0	9	0	DAL 40	Punt	2	05:31	00:54	4:37	Punt	NYJ 10	7	22	0	22	1	NYJ 32	Punt
3	00:54	09:10	6:44	Punt	DAL 5	14	80	-2	78	4	NYJ 17	Field Goal	3	09:10	08:16	0:54	KO	NYJ 25	3	6	0	6	0	NYJ 31	Punt
4	08:16	07:21	0:55	Punt	DAL 23	3	2	0	2	0	DAL 25	Punt	4	07:21	07:12	0:09	Punt	NYJ 32	1	68	0	68	1	NYJ 32	TD
5	07:12	01:52	5:20	KO	DAL 25	13	57	18	75	7	NYJ 1	TD	5	01:52	00:04	1:48	KO	NYJ 25	11	59	0	59	4	DAL 16	Field Goal
6	00:04	00:00	0:04	KO	DAL 24	1	-1	0	-1	0	DAL 24	End Half	6	15:00	13:16	1:44	KO	NYJ 25	3	0	-5	-5	0	NYJ 20	Punt
7	13:16	07:24	5:52	Punt	DAL 42	12	55	0	55	4	NYJ 3	Field Goal	7	07:24	06:41	0:43	KO	NYJ 25	2	12	0	12	1	NYJ 39	FUM
8	06:41	05:19	1:22	FUM	NYJ 37	4	1	0	1	0	NYJ 36	Field Goal	8	05:19	03:44	1:35	KO	NYJ 25	3	1	0	1	0	NYJ 26	Punt
9	03:44	12:23	6:21	Punt	DAL 21	12	76	-5	71	4	NYJ 8	Field Goal	9	12:23	11:36	0:47	KO	NYJ 25	3	15	0	15	1	NYJ 40	Int
10	11:36	08:18	3:18	Int	NYJ 17	6	15	-10	5	1	NYJ 12	Field Goal	10	08:18	06:02	2:16	KO	NYJ 25	6	18	5	23	2	NYJ 48	Int
11	06:02	03:56	2:06	Int	DAL 8	3	6	0	6	0	DAL 14	Punt	11	03:56	03:00	0:56	Punt	NYJ 31	5	16	6	22	2	DAL 47	Int
12	03:00	00:00	3:00	Int	NYJ 47	5	9	0	9	1	NYJ 37	End Game													

WEEK 3: COWBOYS 16, CARDINALS 28

SEPTEMBER 24, 2023

★ COWBOYS											CARDINALS														
#	RECD	LOST	POSS	OBTAINED	BEGAN	PLAYS	YDS	PEN	NET	1ST ENDED	GIVEN UP	#	RECD	LOST	POSS	OBTAINED	BEGAN	PLAYS	YDS	PEN	NET	1ST ENDED	GIVEN UP		
1	12:31	10:01	2:30	KO	DAL 25	3	5	-10	-5	0	DAL 20	Punt	1	15:00	12:31	2:29	KO	ARI 25	6	54	0	54	1	DAL 21	Field Goal
2	06:12	01:48	4:24	KO	DAL 25	10	34	10	44	4	ARI 31	Field Goal	2	10:01	06:12	3:49	Punt	ARI 18	7	60	22	82	5	DAL 5	TD
3	12:31	05:32	6:59	KO	DAL 25	13	89	-14	75	6	ARI 15	TD	3	01:48	12:31	4:17	KO	ARI 25	7	80	-5	75	3	DAL 45	TD
4	01:28	00:25	1:03	KO	DAL 25	6	25	-10	15	1	DAL 40	Punt	4	05:32	01:28	4:04	KO	ARI 25	10	60	-10	50	3	DAL 25	Field Goal
5	15:00	09:27	5:33	KO	DAL 25	13	67	0	67	3	ARI 8	Field Goal	5	00:25	00:00	0:25	Punt	ARI 29	5	22	5	27	2	DAL 44	Field Goal
6	07:19	02:57	4:22	Punt	DAL 16	8	90	-10	80	3	ARI 4	Downs	6	09:27	07:19	2:08	KO	ARI 25	3	2	-5	-3	0	ARI 22	Punt
7	14:53	09:33	5:20	Punt	DAL 36	12	42	14	56	4	ARI 8	Field Goal	7	02:57	14:53	3:04	Downs	ARI 5	6	17	0	17	1	ARI 22	Punt
8	07:22	03:00	4:22	KO	DAL 25	13	64	5	69	5	ARI 6	Int	8	09:33	07:22	2:11	KO	ARI 24	4	76	0	76	2	DAL 2	TD
													9	03:00	00:00	3:00	Int	ARI 20	8	29	15	44	3	DAL 35	End Game

WEEK 4: COWBOYS 38, PATRIOTS 3

OCTOBER 1, 2023

★ COWBOYS											PATRIOTS														
#	RECD	LOST	POSS	OBTAINED	BEGAN	PLAYS	YDS	PEN	NET	1ST ENDED	GIVEN UP	#	RECD	LOST	POSS	OBTAINED	BEGAN	PLAYS	YDS	PEN	NET	1ST ENDED	GIVEN UP		
1	15:00	10:52	4:08	KO	DAL 25	10	70	0	70	3	NE 5	Field Goal	1	10:52	06:41	4:11	KO	NE 25	8	69	-5	64	2	DAL 11	Field Goal
2	06:41	01:30	5:11	KO	DAL 25	10	75	0	75	5	NE 20	TD	2	01:30	13:43	2:47	KO	NE 25	7	39	-5	34	2	DAL 41	Downs
3	13:43	11:54	1:49	Downs	DAL 41	3	-8	0	-8	0	DAL 33	Punt	3	11:54	11:09	0:45	Punt	NE 10	2	3	-5	-2	0	NE 8	FUM
4	09:36	04:03	5:33	Punt	DAL 22	11	73	0	73	4	NE 5	Field Goal	4	11:09	09:36	1:33	KO	NE 25	3	4	0	4	0	NE 29	Punt
5	00:16	00:00	0:16	Punt	DAL 29	3	22	-10	12	2	DAL 42	End Half	5	04:03	00:54	3:09	KO	NE 25	8	37	-10	27	2	DAL 48	Int
6	11:43	07:42	4:01	Int	DAL 48	10	37	0	37	2	NE 15	Field Goal	6	00:54	00:16	0:38	KO	NE 25	3	2	0	2	0	NE 27	Punt
7	06:08	03:41	2:27	Punt	DAL 47	6	7	15	22	1	NE 22	Downs	7	15:00	11:43	3:17	KO	NE 25	7	35	0	35	1	DAL 40	Int
8	00:50	12:30	3:20	Punt	DAL 14	6	21	-7	14	1	DAL 28	Punt	8	07:42	06:08	1:34	KO	NE 25	3	4	0	4	0	NE 29	Punt
9	10:59	06:38	4:21	Punt	DAL 37	7	68	-5	63	3	NE 3	TD	9	03:41	00:50	2:51	Downs	NE 31	6	12	0	12	1	NE 43	Punt
10	04:03	00:00	4:03	Missed FG	DAL 42	6	20	-10	10	1	NE 47	End Game	10	12:30	10:59	1:31	Punt	NE 15	3	6	0	6	0	NE 21	Punt
													11	06:38	04:03	2:35	KO	NE 25	7	42	0	42	2	DAL 33	Missed FG

DRIVE CHARTS

WEEK 5: COWBOYS 10, 49ERS 42

OCTOBER 8, 2023

★ COWBOYS												🏈 49ERS													
#	RECD	LOST	POSS	OBTAINED	BEGAN	PLAYS	YDS	PEN	NET	1ST ENDED	GIVEN UP	#	RECD	LOST	POSS	OBTAINED	BEGAN	PLAYS	YDS	PEN	NET	1ST ENDED	GIVEN UP		
1	11:10	10:20	0:50	KO	DAL 25	3	1	0	1	0	DAL 26	Punt	1	15:00	11:10	3:50	KO	SF 25	7	55	20	75	5	DAL 19	TD
2	08:46	06:54	1:52	Punt	DAL 21	3	1	0	1	0	DAL 22	Punt	2	10:20	08:46	1:34	Punt	SF 23	3	8	0	8	0	SF 31	Punt
3	00:47	00:38	0:09	Punt	DAL 5	1	4	0	4	0	DAL 5	FUM	3	06:54	00:47	6:07	Punt	SF 30	11	29	0	29	3	DAL 41	Punt
4	14:56	13:26	1:30	FUM	DAL 2	3	2	0	2	0	DAL 4	Punt	4	00:38	14:56	0:42	FUM	DAL 16	2	14	0	14	0	DAL 10	FUM
5	13:16	07:45	5:31	KO	DAL 22	11	78	0	78	4	SF 26	TD	5	13:26	13:16	0:10	Punt	DAL 38	1	38	0	38	1	DAL 38	TD
6	02:36	01:51	0:45	KO	DAL 34	3	8	0	8	0	DAL 42	Punt	6	07:45	02:36	5:09	KO	SF 25	9	60	15	75	5	DAL 1	TD
7	00:50	00:00	0:50	Punt	DAL 25	2	-1	0	-1	0	DAL 25	End Half	7	01:51	00:50	1:01	Punt	SF 18	3	8	0	8	0	SF 26	Punt
8	15:00	11:53	3:07	KO	DAL 29	6	39	0	39	1	SF 32	Field Goal	8	11:53	07:20	4:33	KO	SF 25	7	90	-15	75	3	DAL 10	TD
9	07:20	06:01	1:19	KO	DAL 21	3	16	0	16	1	DAL 37	Int	9	06:01	14:19	6:42	Int	SF 38	12	62	0	62	5	DAL 1	TD
10	14:19	14:05	0:14	KO	DAL 25	2	0	0	0	0	DAL 25	Int	10	14:05	13:59	0:06	Int	DAL 26	1	26	0	26	1	DAL 26	TD
11	13:59	12:50	1:09	KO	DAL 25	3	33	0	33	1	SF 42	Int	11	12:50	08:47	4:03	Int	SF 47	5	13	-5	8	1	DAL 45	Punt
12	08:47	04:52	3:55	Punt	DAL 1	6	11	0	11	1	DAL 12	Punt	12	04:52	01:54	2:58	Punt	SF 46	5	19	-5	14	1	DAL 36	Downs
13	01:54	00:10	1:44	Downs	DAL 40	4	5	-15	-10	0	DAL 32	Downs	13	00:10	00:00	0:10	Downs	DAL 30	1	-1	0	-1	0	DAL 30	End Game



NON-MEDIA GUIDE BIOS



ONE COWBOYS WAY ★ FRISCO, TEXAS 75034 ★ P:972.497.4959 ★ WWW.DALLASCOWBOYS.COM

2023 NON-MEDIA GUIDE BIOS

BRANDON AUBREY
17 • Kicker

6-3 • 208 • 3/14/95
Notre Dame • FA-'23
NFL: Rookie • Rookie
Games/Starts: 2022-0/0; Career-0/0
Postseason: 2022-0/0; Career-0/0



TRANSACTION SUMMARY:

7/6/23: Signed with Dallas as a free agent.

2023 (USFL):

- Returned to the Birmingham Stallions for the 2023 season and converted 14-of-15 field goals and all 35 PATs.
- Led the league in kickoffs, notching 57 kicks and six touchbacks (10.5%).
- Helped lead the Stallions to their second consecutive USFL title.

2022 (USFL):

- Drafted as a placekicker by the Birmingham Stallions in the 32nd round of the 2022 USFL Draft.
- Led the league in kicking, making 18-of-22 field goals and 22-of-24 PATs on the season.
- Responsible for Stallion kickoffs, leading the league with 55 total kicks and tallied seven touchbacks (12.7%).
- Helped the Stallions to programs first championship title.
- Earned All-USFL honors.

COLLEGE:

- Played four seasons of soccer at Notre Dame (2013-16).
- Scored 15 goals and totalled four assists in 76 appearances as a defender for the Fighting Irish.
- In his senior season at Notre Dame, was named NSCAA third-team All-American, NSCAA first-team All-South Region, and first-team All-ACC.
- Drafted in the first round of the 2017 MLS Draft (21st overall) by Toronto FC, playing for their minor league affiliate and then signed with the Philadelphia Union in 2018 to play with its minor league affiliate.

PERSONAL:

- Attended Plano, Texas, High School where he played soccer his freshman and sophomore years.
- Rated as the 24th best recruit in the class of 2013 by College Soccer News and ranked as the 43rd best player nationally in the class of 2013 according to Top Drawer Soccer.
- Graduated with a computer science degree from Notre Dame.

NOAH IGBINOGHENE (IGG-bin-AWG-guh-nee)
19 • Cornerback

5-11 • 194 • 11/27/99
Auburn • T(Mia)-'23
NFL: 4th Year • Cowboys: 1st Year
Games/Starts: 2022-9/2; Career-32/5
Postseason: 2022-0/0; Career-0/0



PRO: The Dallas Cowboys added depth to the secondary when they traded for former first round pick, Noah Igbinoghene, right before the 2023 roster cut deadline. Igbinoghene, originally drafted by Miami, 30th overall, in the 2020 NFL Draft, gets a clean slate in Dallas. Over three seasons with the Dolphins, Igbinoghene saw action in 32 games and tallied 24 tackles, one interception and five pass breakups with two fumble recoveries.

TRANSACTION SUMMARY:

8/29/23: Traded to Dallas from Miami for Kelvin Joseph.

4/23/20: Drafted in the first round (30th overall) by Miami.

2023 (Miami/Dallas):

- Went to training camp with Miami and was traded to Dallas at the roster cut deadline.

2022 (Miami):

- Played in nine games and accumulated two starts during his third season with the Dolphins recording 10 tackles, one interception and three pass breakups.
- Notched his first career interception to clinch a Miami victory over Pittsburgh (10/23) when he picked off Kenny Pickett in the endzone with 30 seconds remaining in the game.

2021 (Miami):

- Saw action in seven games and recorded one start while tallying four tackles and two special teams tackles.
- Recorded a season-high four tackles at Jacksonville in London (10/17).

2020 (Miami):

- Played 16 games and accumulated two starts in his rookie season and notched 10 tackles, two pass breakups, three special teams tackles and two fumble recoveries.
- Amassed four kickoff returns for 68 yards (17.0 avg).
- Made his NFL debut at New England (9/13), recording two tackles and becoming the youngest player in Dolphins history to appear in a game at 20 years, 291 days old.
- Made his first start at safety at Jacksonville (9/24), notching three tackles and his first career pass breakup.

COLLEGE:

- Was a three-year letterman (2017-19) and two-year starter at Auburn, switching from wide receiver to cornerback before his sophomore season.
- Saw action in 40 games and accumulated 22 starts as a Tiger, finishing with 92 tackles, one interception, 19 pass breakups, one forced fumble, six receptions for 24 yards (4.0 avg), one carry for 11 yards, 44 kickoff returns for 1,199 yards (27.3 avg) and two touchdowns.
- In 2019, started all 13 games at cornerback, amassing 42 tackles, seven passes defensed, nine kickoff returns for 1,199 yards (27.3 avg) and one kickoff return touchdown.
- Played in 13 games with nine starts at corner during the 2018 season. Accrued 50 tackles, one interception, 12 passes defensed, one forced fumble and 11 kickoff returns for 311 yards (28.3 avg).
- Saw action in all 14 games as a freshman in 2017, tallying six receptions for 24 yards (4.0 avg), one carry for 11 yards, 24 kickoff returns for 571 yards (28.3 avg) and one kickoff return touchdown.

PERSONAL:

- Attended Hewitt-Trussville High School in Trussville, Ala, where he played wide receiver.
- Competed in track and field at Auburn his freshman year, where he finished seventh in the triple jump (15.24m) at the 2018 SEC Indoor Championships.
- His parents, Festus and Faith Igbinooghene, were both Olympic track athletes for Nigeria.
- Majored in business management at Auburn.

IGBINOGHENE'S NFL TOTALS

Year Team	GP-GS	DEFENSE							INTERCEPTIONS					FUMBLES REC					
		ST	AT	TT	Sks-Yds	Tk/Ls	QB Prs	PBU	FF	No	Yds	Avg	Lg	TD	No	Yds	Avg	Lg	TD
2020 Miami	16-2	9	1	- 10	0.0(0)	0(0)	0	2	0	0	0	0.0	0	0	2	0	0.0	0	0
2021 Miami	7-1	4	0	- 4	0.0(0)	0(0)	0	0	0	0	0	0.0	0	0	0	0	0.0	0	0
2022 Miami	9-2	8	2	- 10	0.0(0)	0(0)	0	3	0	1	0	0.0	0	0	0	0	0.0	0	0
Totals	32-5	21	3	- 24	0.0(0)	0(0)	0	5	0	1	0	0.0	0	0	2	0	0.0	0	0

Year Team	KICKOFF RETURNS				
	No	Yds	Avg	Long	TD
2020 Miami	4	68	17.0	22	0
2021 Miami	0	0	0.0	-	0
2022 Miami	0	0	0.0	-	0

TREY LANCE
15 • Quarterback

6-4 • 224 • 5/9/00
North Dakota State • T(SF)-23
NFL: 3rd Year • Cowboys: 1st Year
Games/Starts: 2022-2/2; Career-8/4
Postseason: 2022-0/0; Career-0/0

DALLAS COWBOYS
DAL



PRO: Prior to their final 2023 preseason game, the Dallas Cowboys added a young, talented signal caller to the quarterback room when sending a 2024 fourth round pick to the San Francisco 49ers for Trey Lance, the former third overall pick from the 2021 NFL Draft. While learning under veteran quarterbacks Dak Prescott and Cooper Rush in Dallas, Lance will continue to develop his dual-threat abilities that made him such a sought after prospect in the Draft. Along with 797 career passing yards, Lance has rushed for 235 yards on 54 carries (4.4 avg.) in eight career games. Lance began the 2022 season as San Francisco's starting quarterback before suffering a season-ending ankle injury in Week 2.

TRANSACTION SUMMARY:

- 8/26/23:** Traded to Dallas from San Francisco for a 2024 fourth round pick.
- 9/21/22:** Placed on Reserve/Injured with an ankle injury.
- 4/29/21:** Drafted in the first round (third overall) by San Francisco.

2023 (San Francisco/Dallas):

- Started training camp on the 49ers roster before being traded to Dallas prior to the last preseason game.

2022 (San Francisco):

- Started two games and completed 15-of-31 passes for 194 yards, while adding 67 rushing yards on 16 carries (4.2 avg.), before suffering a season-ending ankle injury in the Week 2 contest against Seattle (9/18).

2021 (San Francisco):

- Appeared in six games as a rookie, with two starts, and completed 41 of his 71 pass attempts (57.7%) for 603 yards, five touchdowns and a quarterback rating of 97.3. Also added 38 rushes for 168 yards and a score.
- Threw for a touchdown on his first two pass attempts - a five-yard touchdown pass at Detroit (9/12) and 76-yard score against Seattle (10/3) - to become the first player in the last 40 years to throw a touchdown on each of his first two pass completions.
- Stepped in for an injured Jimmy Garoppolo (calf) in the second half against Seattle (10/3), completing nine-of-19 passes for 157 yards, two touchdowns and a quarterback rating of 117.1.
- Made his first career start at Arizona (10/10), completing 15-of-29 attempts for 192 yards and rushing for 89 yards on 16 carries (5.6 avg.).
- Started his second game of the season in Week 17 against Houston (1/2/22), setting career-highs in passing yards (249), completion percentage (69.6%) and tied a career-high with two touchdown passes.

COLLEGE:

- Appeared in 19 games, with 17 starts, in three seasons at North Dakota State (2018-20) as a dual-threat quarterback, completing 208-of-318 attempts (65.4%) for 2,947 passing yards, 30 touchdowns and one interception to go along with 1,325 rushing yards and 18 touchdowns on 192 carries (6.9 avg.).
- Started one game in 2020 before the season was canceled due to the COVID-19 pandemic. In his lone appearance, threw for 149 yards and two touchdowns while adding 143 rushing yards and two scores on the ground.
- In 2019 as a redshirt freshman, started all 16 games and completed 192-of-287 passes (66.9%) for 2,786 yards and 28 touchdowns while rushing for 1,100 yards and 14 touchdowns. Became the first freshman to be awarded the STATS FCS Walter Payton Award as the top offensive player in the FCS. Also awarded the Jerry Rice Award as the top freshman player, becoming the first player to win both major FCS legacy awards in the same season.
- Redshirted as a true freshman in 2018, playing in two contests and attempting just one pass.

PERSONAL:

- Attended Marshall, Minn., High School where he was a three-year starter at both quarterback and safety. In his senior season, threw for 1,386 yards and 14 touchdowns with 641 rushing yards and 10 touchdowns on the ground. Also recorded 54 tackles and three interceptions.
- Team captain and all-conference performer in both football and basketball at Marshall High School.
- Majored in strategic communication with a minor in business administration at North Dakota State.

LANCE'S NFL TOTALS

Year Team	GP-GS	PASSING											
		Att	Cmp	Pct	Yds	Yds/Att	TD	TD%	Int	Int%	Long	Sacks	Rating
2021 San Francisco.....	6-2	71	41	57.7	603	8.5	5	7.0	2	2.8	76t	4/15	97.3
2022 San Francisco.....	2-2	31	15	48.4	194	6.3	0	0.0	1	3.2	44	2/9	55.0
Totals.....	8-4	102	56	54.9	797	7.8	5	4.9	3	2.9	76t	6/24	84.5

Year Team	RUSHING				
	No	Yds	Avg	Long	TD
2021 San Francisco.....	38	168	4.4	15	1
2022 San Francisco.....	16	67	4.2	13	0
Totals.....	54	235	4.4	15	1



UPDATED PLAYER BIOS



2023 PLAYER BIO UPDATES

Week 6 at Los Angeles Chargers

5 Bryan Anger, P

Games/Starts: 2023-5/0 Career-181/0
Playoffs: 2022-2/0 Career-5/0

	Punting							RetYds	Net	
	No	Yds	Avg	TB	In20	Lg	Blk			
Last Game	5	254	50.8	0	1	54	0	4	39	43.0
2023	15	769	51.3	1	5	57	0	9	70	45.3
Career	799	37,296	46.7	60	288	83	5	364	2,935	41.2

Career	Special Teams								
	Solo	Asst	-	Tot	FF	FR	BP	BFG	BXP
	-	-	-	13					

- Served as the special teams captain in Week 5.
- at N.Y. Giants (9/10)** Had three punts for a gross average of 48.7 and a net average of 39.7, with one punt downed inside the opponent's 20-yard line and one touchback.
- vs. N.Y. Jets (9/17)** Punted three times for a gross average of 51.7 and a net average of 49.3, with one punt downed inside the opponent's 20-yard line and a long punt of 55 yards.
- at Arizona (9/24)** Had two punts, with a long of 52 yards, and posted a gross average of 51.0 and a net average of 41.5.
- vs. New England (10/1)** Punted away two balls for a gross average of 56.0 and a net average of 57.0, with two punts downed inside the 20-yard line and a long punt of 57 yards. Also successfully completed a two-point conversion when he threw a scoring pass to defensive lineman Chancey Golston on a fake extra point attempt in the second quarter.
- at San Francisco (10/8)** Tallied five punts that recorded a gross average of 50.8 and a net average of 43.0, along with one punt downed inside the 20-yard line and a long punt of 54 yards.

92 Dorance Armstrong, DE

Games/Starts: 2023-5/0 Career-81/13
Playoffs: 2022-2/0 Career-3/0

	Tackles			Sks/ Yds	Tk/ Loss	QB Prs	PBU	FF-FR
	Solo	Asst	- Tot					
Last Game	0	2	- 2			1		
2023	3	7	- 10	2.0(-8)	1(-2)	8		
Career	83	56	- 139	18.0(-121)	5(-12)	78	3	2-5

Career	Interceptions				Fumble Recoveries					
	No.	Yds.	Avg.	Lg	TD	No.	Yds.	Avg.	Lg	TD
						3	37	12.3	37	1

Career	Special Teams								
	Solo	Asst	-	Tot	FF	FR	BP	BFG	BXP
	5	1	-	6	1	1	2	1	

- at N.Y. Giants (9/10)** Had two tackles, 2.0 sacks - third career game with 2.0-or-more sacks - a tackle for loss and four quarterback hurries. His two sacks contributed to a team seven sacks, second-most in a season opener in team history, trailing only the nine against Pittsburgh (9/4/94). Part of a defense whose 40-0 victory marked the largest shutout in Cowboys history and the largest shutout in a NFL season opener since 1999 when Pittsburgh defeated Cleveland 43-0.
- vs. N.Y. Jets (9/17)** Contributed two stops and a hurry.
- at Arizona (9/24)** Made two stops.
- vs. New England (10/1)** Logged two tackles and two hurries.
- at San Francisco (10/8)** Assisted on two tackles and added a hurry.

17 Brandon Aubrey, K

Games/Starts: 2023-5/0 Career-5/0
Playoffs: 2022-0/0 Career-0/0

	Scoring				Kickoffs				
	PAT	FG	Lng	Pts	No	TB	TB%	Opp Ret	Avg. Ret
Last Game	1-1	1-1	50	4	3	3	100.0	0	0.0
2023	10-11	14-14	55	52	32	31	96.9	1	28.0

Last Game	10-19		20-29		30-39		40-49		50+		Total	Pct
	No	Ret	No	Ret	No	Ret	No	Ret				
2023	0-0	0-0	0-0	0-0	1-1	1-1	100.0	14-14	100.0			

- at N.Y. Giants (9/10)** Made his NFL debut as Dallas' placekicker and connected on both of his first career field goals (21, 38) and was four-of-five on the first extra points of his career. Also handled kickoff duties, landing touchbacks on all eight.
- vs. N.Y. Jets (9/17)** Successful on all five of his field goal attempts (35, 21, 55, 26, 30) and his lone PAT. Also had touchbacks on all eight kickoffs for the second straight week. Became the fourth Cowboys rookie kicker to make at least five field goals in a game (Dan Bailey, Roger Ruzek, Richie Cunningham) and the first since Bailey made six against Washington in 2011 (9/26). His seven field goals made in 2023 are the second-most through a Cowboys kicker's first two career games, trailing only Cunningham (eight in 1997), and he is also the first kicker in franchise history to make all of his first seven field goal attempts. His 55-yard field goal was the third-longest field goal by a Cowboys rookie kicker, trailing only Brett Maher's 62 and 59-yard field goals as a rookie in 2018.
- at Arizona (9/24)** Connected on all three field goals (49, 27, 26) and his lone PAT. Also had four touchbacks on five kickoffs. Became the first rookie kicker in franchise history to make his first 10 career field goal attempts. Also became the fifth kicker in NFL history to make 10 field goals in his first three career games.
- vs. New England (10/1)** Was once again perfect on all three field goals (23, 23, 33) and all three PATs. For the season, he is a perfect 13-of-13 on all field goal attempts, and is the eighth kicker in NFL history to start his career 13-for-13 or better.
- at San Francisco (10/8)** Made his only field goal attempt from 50 yards along with an extra point. Became the seventh kicker in NFL history to start his career 14-for-14-or-better. His 52 points thus far on the season are the third-most kicking points by a Cowboy in his first five career games behind Cunningham (62, 1997) and Bailey (55, 2011).

66 T.J. Bass, G

Games/Starts: 2023-4/1 Career-4/1

- at N.Y. Giants (9/10)** Made his NFL debut on special teams, then entered the game in the third quarter on offense at left guard in place of an injured Chuma Edoga.
- vs. N.Y. Jets (9/17)** Entered the game on offense in the second half for an injured Edoga (elbow) at left guard. Also played on special teams.
- at Arizona (9/24)** Made his first career start in place of an injured Zack Martin (ankle). Blocked for an offense that accumulated a season-high 416 total net yards and 185 rushing yards. The offense also notched 26 first downs, including a season-best 12 rushing first downs that tied the most rushing first downs in a game since Head Coach Mike McCarthy arrived in 2020 - against Carolina (10/3/21) and at Minnesota (11/20/22).

T.J. Bass, cont.

vs. **New England (10/1)** and **at San Francisco (10/8)** Played on offense and special teams.

14 Markquese Bell, LB

Games/Starts: 2023-5/0 Career-10/0
Playoffs: 2022-2/0 Career-2/0

	Tackles			Sks/ Yds	Tk/ Loss	QB Prs	PBU	FF-FR
	Solo	Asst	Tot					
Last Game.....	2	2	4					
2023.....	13	8	21		1(-5)	1		1-0
Career.....	14	8	22		1(-5)	1		1-0

• Served as the special teams captain in Week 4.

at N.Y. Giants (9/10) Played on special teams and defense at linebacker, where he registered a career-high and team leading eight tackles along with a tackle for loss and a forced fumble - both the first of his career. Part of a defense whose 40-0 victory marked the largest shutout in Cowboys history and the largest shutout in a NFL season opener since 1999 when Pittsburgh defeated Cleveland 43-0.

vs. N.Y. Jets (9/17) Posted four tackles and his first career quarterback pressure.

at Arizona (9/24) Assisted on two tackles.

vs. New England (10/1) Made three stops.

at San Francisco (10/8) Contributed four tackles.

63 Tyler Biadasz, C

Games/Starts: 2023-4/4 Career-49/41
Playoffs: 2022-2/2 Career-3/3

at N.Y. Giants (9/10) Started the season opener at center and blocked for an offense that generated 265 total net yards, including 122 yards on the ground highlighted by 70 rushing yards and two rushing scores by Tony Pollard. The line also did not allow a sack of Dak Prescott during 24 dropbacks as he passed for 143 yards.

vs. N.Y. Jets (9/17) Part of an offense that commanded the time of possession with a mark of 42:15, the second-highest amount for a non-overtime, regular season game in franchise history. Collectively, the offense compiled 382 total net yards and 26 first downs.

at Arizona (9/24) Inactive/Injured-Hamstring.

vs. New England (10/1) Returned to the starting lineup after missing the previous game due to injury (hamstring). Assisted the offense in compiling four drives of 10-plus plays, giving the Dallas offense a league-leading 16 on the season. On the day, the offense racked up 377 total net yards and 22 first downs, while holding the ball for 35:09.

at San Francisco (10/8) The offense, behind the offensive line, was limited to 197 total net yards, eight first downs and a 22:55 time of possession mark.

26 DaRon Bland, CB

Games/Starts: 2023-5/3 Career-22/11
Playoffs: 2022-2/2 Career-2/2

	Tackles			Sks/ Yds	Tk/ Loss	QB Prs	PBU	FF-FR
	Solo	Asst	Tot					
Last Game.....	2	3	5				1	
2023.....	14	6	20		1(-3)	2	5	
Career.....	54	22	76		2(-5)	4	12	

	Interceptions					Fumble Recoveries				
	No.	Yds.	Avg.	Lg	TD	No.	Yds.	Avg.	Lg	TD
Last Game.....										
2023.....	3	86	28.7	54t	2					
Career.....	8	105	13.1	54t	2					

	Special Teams					FR	BP	BFG	BXP
	Solo	Asst	Tot	FF	FR				
Career.....	2	0	2						

• Served as the defensive captain in Week 5.

at N.Y. Giants (9/10) Had three stops, one for loss, a hurry, a pass breakup and an interception returned 22 yards for his first career score. His six career picks are tied for the most in the NFL since 2022 and tied with Derek Ross for fifth-most in team history through a player's first 18 games. Part of a defense whose 40-0 victory was the largest shutout in team history and largest shutout in a NFL season opener since 1999 when Pittsburgh defeated Cleveland 43-0.

vs. N.Y. Jets (9/17) Logged two tackles and a hurry.

at Arizona (9/24) Made his first start of the season to the tune of six tackles.

vs. New England (10/1) Collected a career-high tying two interceptions - one returned 54 yards for a touchdown - a career-best three pass breakups and four tackles. Became the third cornerback in Cowboys history with multiple interception return touchdowns in the same season, joining Trevon Diggs (two) in 2021 and Larry Brown (two) in 1995. It was his second career multi-interception game - first since against Indianapolis (12/4/22) - and his eight interceptions since the start of the 2022 season lead the NFL.

at San Francisco (10/8) Posted five tackles and a pass breakup.

83 Jalen Brooks, WR

Games/Starts: 2023-1/0 Career-1/0

	Receiving				
	Rec.	Yds.	Avg.	Lg	TD
Last Game.....					INACTIVE
2023.....					

at N.Y. Giants (9/10) Inactive.

vs. N.Y. Jets (9/17) Made the first appearance of his NFL career on offense and special teams but did not record any stats.

at Arizona (9/24), vs. New England (10/1) and at San Francisco (10/8) Inactive.

33 Damone Clark, LB

Games/Starts: 2023-5/5 Career-15/10
Playoffs: 2022-2/0 Career-2/0

	Tackles			Sks/ Yds	Tk/ Loss	QB Prs	PBU	FF-FR
	Solo	Asst	Tot					
Last Game.....	4	4	8					
2023.....	17	12	29					
Career.....	49	30	79		1(-3)	1		2-0

	Special Teams							
	Solo	Asst	Tot	FF	FR	BP	BFG	BXP
Last Game.....	1	0	1					
2023.....	2	0	2					
Career.....	4	1	5					

at N.Y. Giants (9/10) Started at linebacker in the season opener and contributed five tackles. Part of a defense whose 40-0 victory marked the largest shutout in Cowboys history and the largest shutout in a NFL season opener since 1999 when Pittsburgh defeated Cleveland 43-0.

vs. N.Y. Jets (9/17) Added a tackle.

at Arizona (9/24) Led the defense with nine tackles and added a tackle on special teams.

vs. New England (10/1) Made six stops.

at San Francisco (10/8) Logged eight tackles on defense and a tackle on special teams.

3 Brandin Cooks, WR

Games/Starts: 2023-4/4 Career-136/124
Playoffs: 2022-2/0 Career-6/0

	Receiving					Rushing				
	Rec.	Yds.	Avg.	Lg	TD	Att.	Yds.	Avg.	Lg	TD
Last Game.....	1	7	7.0	7	0	1	6	6.0	6	0
2023.....	9	73	8.1	16	0	1	6	6.0	6	0
Career.....	639	8,689	13.6	98t	49	51	315	6.2	28	2

	Punt Returns					Kickoff Returns					
	No.	Yds.	Avg.	FC	Lg	TD	No.	Yds.	Avg.	Lg	TD
Career.....	13	49	3.8	15	15	0	1	12	12.0	12	0

• Served as the offensive captain in Week 4.

at N.Y. Giants (9/10) Started at wide receiver in his first appearance as a Cowboy and caught two passes for 22 yards.

vs. N.Y. Jets (9/17) Inactive/Injured-Knee.

at Arizona (9/24) Returned to action after a one-game hiatus (knee) and caught two balls for 17 yards.

vs. New England (10/1) Made four receptions for 27 yards.

at San Francisco (10/8) Recorded his first rush of the season for six yards and also caught one pass for seven yards.

7 Trevon Diggs, CB

Games/Starts: 2023-2/2 Career-47/46
Playoffs: 2022-2/2 Career-3/3

Last Game	Solo	Tackles			Sks/ Yds	Tk/ Loss	QB Prs	PBU	FF-FR
		Asst	-	Tot					
2023	4	2	-	6				3	1-0
Career	150	27	-	177	1.0(0)	1(-1)		52	2-1

Last Game	No.	Interceptions				No.	Fumble Recoveries			
		Yds.	Avg.	Lg	TD		Yds.	Avg.	Lg	TD
2023	1	8	8.0	8	0					
Career	18	203	11.5	59t	2	1	17	17.0	17	0

• Placed on Reserve/Injured on Sept. 23 with a knee injury.

at N.Y. Giants (9/10) Started at cornerback in the season opener and posted three tackles, a pass breakup and a forced fumble. Part of a defense whose 40-0 victory marked the largest shutout in Cowboys history and the largest shutout in a NFL season opener since 1999 when Pittsburgh defeated Cleveland 43-0.

vs. N.Y. Jets (9/17) Tallied three stops, two pass breakups and his first interception of the season. His 18 interceptions were tied with J.C. Jackson for the most interceptions in the NFL since 2020 and are tied for 11th in a NFL player's first 47 career games.

23 Rico Dowdle, RB

Games/Starts: 2023-5/0 Career-25/0
Playoffs: 2022-0/0 Career-0/0

Last Game	Att.	Rushing				Rec.	Receiving			
		Yds.	Avg.	Lg	TD		Yds.	Avg.	Lg	TD
2023	5	15	3.0	8	0					
2023	25	95	3.8	10	0	5	50	10.0	17	1
Career	32	119	3.7	10	0	5	50	10.0	17	1

Last Week	No.	Kickoff Returns			
		Yds.	Avg.	Lg	TD
2023	2	35	17.5	22	0
2023	2	35	17.5	22	0
Career	6	187	31.2	64	0

Career	Solo	Special Teams				FR	BP	BFG	BXP
		Asst	-	Tot	FF				
	4	0	-	4					

at N.Y. Giants (9/10) In a reserve role, rushed six times for 24 yards.
vs. N.Y. Jets (9/17) Carried the ball seven times for 26 yards and caught his first career pass for 17 yards.

at Arizona (9/24) Rushed four times for 21 yards, caught three passes for 25 yards and scored his first career touchdown on a 15-yard reception in the second quarter. Part of a rushing attack that accumulated a season-high 185 rushing yards and 12 rushing first downs - tied for the most rushing first downs in a game since Head Coach Mike McCarthy arrived in 2020 - against Carolina (10/3/21) and at Minnesota (11/20/22).

vs. New England (10/1) Had nine yards on three carries and eight yards on one reception before leaving the game in the second quarter with a hip injury and did not return.

at San Francisco (10/8) Played in his 25th career game and recorded five rushes for 15 yards and his first two kickoff returns of the season for 35 yards after returner KaVontae Turpin was forced out of the game due to injury (ankle).

71 Chuma Edoga, OL

Games/Starts: 2023-5/4 Career-30/17
Playoffs: 2022-0/0 Career-0/0

at N.Y. Giants (9/10) In his Cowboys debut, started at left guard in place of an injured Tyler Smith (hamstring). Blocked for an offense that generated 265 total net yards, including 122 yards on the ground. The offensive line also did not allow a sack of Dak Prescott during 24 dropbacks as he passed for 143 yards. Briefly left the game in the third quarter but returned.

vs. N.Y. Jets (9/17) Started his second straight game at left guard for Tyler Smith (hamstring) but left in the second half due to an elbow injury. Part of an offense that commanded the time of possession with a mark of 42:15, the second-highest amount for a non-overtime, regular season game in franchise history. Collectively, the offense compiled 382 total net yards and 26 first downs.

at Arizona (9/24) Started at left tackle in place of an injured Tyrone Smith (knee). Blocked for an offense that accumulated a season-high 416 total net yards and 185 rushing yards. The offense also notched 26 first downs, including a season-best 12 rushing first downs that tied the most rushing first downs in a game since Head Coach Mike McCarthy arrived in 2020 - against Carolina (10/3/21) and at Minnesota (11/20/22).

vs. New England (10/1) Once again got the start at left tackle in place of Tyrone Smith (knee). Assisted the offense in compiling four drives of 10-plus plays, giving the Dallas offense a league-leading 16 on the season. On the day, the offense racked up 377 total net yards and 22 first downs, while holding the ball for 35:09.

at San Francisco (10/8) Played on offense and special teams.

93 Viliami Fehoko, DL

Games/Starts: 2023-0/0 Career-0/0

Last Game	Solo	Tackles			Sks/ Yds	Tk/ Loss	QB Prs	PBU	FF-FR
		Asst	-	Tot					
2023									INACTIVE

at N.Y. Giants (9/10), vs. N.Y. Jets (9/17), at Arizona (9/24), vs. New England (10/1), and at San Francisco (10/8) Inactive.

87 Jake Ferguson, TE

Games/Starts: 2023-5/4 Career-21/12
Playoffs: 2022-2/2 Career-2/2

Last Game	Rec.	Receiving			
		Yds.	Avg.	Lg	TD
2023	3	28	9.3	20	0
2023	20	175	8.8	21	1
Career	39	349	8.9	30	3

Career	Solo	Special Teams				FR	BP	BFG	BXP
		Asst	-	Tot	FF				
	1	0	-	1					

at N.Y. Giants (9/10) Opened the season as the team's starting tight end, catching two passes for 11 yards.

vs. N.Y. Jets (9/17) Hauled in three passes for 11 yards and his first touchdown of the season on a four-yard reception in the first quarter.

at Arizona (9/24) Second on the team with five receptions for 48 yards (third).

vs. New England (10/1) Led all receivers in the game with career-highs in both receptions (seven) and receiving yards (77). Also converted five of the Cowboys 22 first downs. The last Cowboys tight end with five first down receptions was Dalton Schultz against Houston (12/11) in 2022.

at San Francisco (10/8) Made three grabs for 28 yards. Passed Martellus Bennett (323) for the third-most receiving yards by a Cowboys tight end in the first 21 games of his career.

56 Dante Fowler, DE

Games/Starts: 2023-5/0 Career-113/40
Playoffs: 2022-2/0 Career-8/3

Last Game	Solo	Tackles			Sks/ Yds	Tk/ Loss	QB Prs	PBU	FF-FR
		Asst	-	Tot					
2023	1	0	-	1		1(-5)			
2023	2	0	-	2	1.0(-2)	1(-5)	8	2	1-0
Career	156	66	-	222	42.0(-299)	48(-166)	96	18	13-5

Career	No.	Interceptions				No.	Fumble Recoveries			
		Yds.	Avg.	Lg	TD		Yds.	Avg.	Lg	TD
						5	79	15.8	53t	2

at N.Y. Giants (9/10) Tallied four quarterback pressures and a career-high tying two pass breakups. Part of a defense whose 40-0 victory marked the largest shutout in Cowboys history and the largest shutout in a NFL season opener since 1999 when Pittsburgh defeated Cleveland 43-0.

vs. N.Y. Jets (9/17) Added a tackle.

at Arizona (9/24) Contributed two hurries.

vs. New England (10/1) Tallied a strip sack - his first sack of the season - that resulted in Leighton Vander Esch scooping up the forced fumble and returning it 11 yards for a touchdown in the second quarter. Also had two quarterback pressures.

at San Francisco (10/8) Recorded a tackle and a tackle for loss.

96 Neville Gallimore, DT

Games/Starts: 2023-5/0 Career-40/14
Playoffs: 2022-1/0 Career-2/1

	Tackles			Sks/ Yds	Tkl/ Loss	QB Prs	PBU	FF-FR
	Solo	Asst	Tot					
Last Game.....	1	0	1					
2023.....	3	1	4		1(-2)	3		
Career.....	41	32	73	3.0(-21)	7(-21)	27	2	0-0

at N.Y. Giants (9/10) Added two quarterback hurries. Part of a defense whose 40-0 victory marked the largest shutout in Cowboys history and the largest shutout in a NFL season opener since 1999 when Pittsburgh defeated Cleveland 43-0.

vs. N.Y. Jets (9/17) Assisted on a tackle.

at Arizona (9/24) Played along the defensive line.

vs. New England (10/1) Made two tackles, a tackle for loss and added a quarterback pressure.

at San Francisco (10/8) Notched a tackle.

13 Michael Gallup, WR

Games/Starts: 2023-5/5 Career-74/59
Playoffs: 2022-2/2 Career-4/3

	Receiving				
	Rec.	Yds.	Avg.	Lg	TD
Last Game.....	2	15	7.5	8	0
2023.....	15	180	12.0	29	0
Career.....	247	3,506	14.2	62	19

at N.Y. Giants (9/10) Started the season opener and made one reception for 10 yards.

vs. N.Y. Jets (9/17) Had one grab for three yards.

at Arizona (9/24) Led all receivers in the contest with six receptions for 92 yards. His six receptions were the most in a game since he had six against Philadelphia (12/27/20), and the last time he had 90-plus receiving yards in a game was 106 against Las Vegas (11/25/21).

vs. New England (10/1) Finished second amongst all receivers in the game with five catches for 60 yards.

at San Francisco (10/8) Caught two passes for 15 yards.

21 Stephon Gilmore, CB

Games/Starts: 2023-5/5 Career-153/146
Playoffs: 2022-0/0 Career-7/7

	Tackles			Sks/ Yds	Tkl/ Loss	QB Prs	PBU	FF-FR
	Solo	Asst	Tot					
Last Game.....	5	1	6				1	
2023.....	18	3	21				5	
Career.....	445	69	514	1.0(-7)	8(-17)	1	132	7-3

	Interceptions					Fumble Recoveries				
	No.	Yds.	Avg.	Lg	TD	No.	Yds.	Avg.	Lg	TD
Last Game.....	1	0	0.0	0	0					
2023.....	30	496	16.5	64t	2	3	0	0.0	0	0
Career.....	30	496	16.5	64t	2	3	0	0.0	0	0

at N.Y. Giants (9/10) Started his Cowboys debut to the tune of five tackles, three pass breakups and an interception. His interception was the 30th of his career - fourth among active NFL defenders. Part of a defense whose 40-0 victory marked the largest shutout in Cowboys history and the largest shutout in a NFL season opener since 1999 when Pittsburgh defeated Cleveland 43-0.

vs. N.Y. Jets (9/17) Played in his 150th career game, and his five tackles allowed him to surpass 500 for his career.

at Arizona (9/24) Posted three stops and a pass breakup.

vs. New England (10/1) Added two stops.

at San Francisco (10/8) Logged six tackles and a pass breakup.

99 Chauncey Golston, DE

Games/Starts: 2023-5/2 Career-35/2
Playoffs: 2022-2/0 Career-3/0

	Tackles			Sks/ Yds	Tkl/ Loss	QB Prs	PBU	FF-FR
	Solo	Asst	Tot					
Last Game.....	1	1	2					
2023.....	2	6	8	1.0(-9)		4		1-0
Career.....	36	27	63	3.0(-18)	1(-2)	19	2	1-1

	Special Teams							
	Solo	Asst	Tot	FF	FR	BP	BFG	BXP
Career.....								1

at N.Y. Giants (9/10) Talled a tackle, a sack, two quarterback pressures and his first career forced fumble. His sack contributed to a team seven sacks, second-most in a season opener in team history, trailing only the nine against Pittsburgh (9/4/94). Part of a defense whose 40-0 victory marked the largest shutout in Cowboys history and the largest shutout in a NFL season opener since 1999 when Pittsburgh defeated Cleveland 43-0.

vs. N.Y. Jets (9/17) Logged his first career start and had a tackle and a quarterback pressure.

at Arizona (9/24) Assisted on two tackles.

vs. New England (10/1) Talled two tackles and a quarterback pressure. Also caught a pass from punter Bryan Anger on a fake PAT attempt for a successful two-point try.

at San Francisco (10/8) Added two tackles.

29 C.J. Goodwin, CB

Games/Starts: 2023-5/0 Career-102/1
Playoffs: 2022-2/0 Career-8/0

	Tackles			Sks/ Yds	Tkl/ Loss	QB Prs	PBU	FF-FR
	Solo	Asst	Tot					
Last Game.....	0	2	2					
2023.....	0	2	2					
Career.....	13	4	15			2	2	

	Special Teams							
	Solo	Asst	Tot	FF	FR	BP	BFG	BXP
Last Game.....	1	0	1					
2023.....	3	0	3					
Career.....	43	14	57	1				

	Punt Returns					
	No.	Yds.	Avg.	FC	Lg	TD
Career.....	0	73	-	0	73	0

• Signed to the active roster on Sept. 23.

• Served as the special teams captain in Week 1.

at N.Y. Giants (9/10) Promoted from the practice squad and saw time on special teams and defense, where he assisted on two tackles.

vs. N.Y. Jets (9/17) Called up from the practice squad for the second straight week and played on special teams.

at Arizona (9/24) Played in his 100th career game and led the team with two special teams tackles.

vs. New England (10/1) Saw time on special teams.

at San Francisco (10/8) Posted a tackle on special teams before leaving the game with a shoulder/pec injury and did not return.

95 Johnathan Hankins, DT

Games/Starts: 2023-5/5 Career-143/125
Playoffs: 2022-2/0 Career-4/2

	Solo	Tackles		Sks/ Yds	Tk/ Loss	QB Prs	PBU	FF-FR
		Asst	Tot					
Last Game	3	1	4				2	
2023	5	9	14			1	2	
Career	221	171	392	14.5(-89)	37(-87)	50	12	3-3

Career	Interceptions					Fumble Recoveries				
	No.	Yds.	Avg.	Lg	TD	No.	Yds.	Avg.	Lg	TD
Career						3	0	0.0	0	0

at N.Y. Giants (9/10) Started at defensive tackle and made two tackles. Part of a defense whose 40-0 victory marked the largest shutout in Cowboys history and the largest shutout in a NFL season opener since 1999 when Pittsburgh defeated Cleveland 43-0.

vs. N.Y. Jets (9/17) Assisted on a tackle.

at Arizona (9/24) Assisted on six tackles.

vs. New England (10/1) Had a tackle and his first quarterback pressure of the season, 50th of his career.

at San Francisco (10/8) In his 125th career start, logged a career-best two pass breakups while also adding four tackles.

65 Sean Harlow, C

Games/Starts: 2023-1/0 Career-34/8
Playoffs: 2022-0/0 Career-1/0

at Arizona (9/24) Elevated from the practice squad to make his Cowboys debut and played on special teams.

89 Peyton Hendershot, TE

Games/Starts: 2023-3/0 Career-20/2
Playoffs: 2022-1/0 Career-1/0

	Rec.	Yds.	Receiving			Att.	Rushing				
			Avg.	Lg	TD		Yds.	Avg.	Lg	TD	
Last Game			INACTIVE/INJURED-Ankle								
2023	1	3	3.0	3	0	1	0	0.0	0	0	0
2022	12	106	8.8	29	2	2	2	1.0	2t	1	

2022	Special Teams							
	Solo	Asst	Tot	FF	FR	BP	BFG	BXP
2022	3	1	4					

• Served as the special teams captain in Week 3.

at N.Y. Giants (9/10) Played on offense and special teams.

vs. N.Y. Jets (9/17) Rushed once for no gain.

at Arizona (9/24) Had his first reception of the season for three yards.

vs. New England (10/1) and **at San Francisco (10/8)** Inactive/Injured-Ankle.

67 Brock Hoffman, C

Games/Starts: 2023-5/1 Career-8/1
Playoffs: 2022-1/0 Career-1/0

• Signed to the active roster on Sept. 30.

at N.Y. Giants (9/10) Promoted from the practice squad and played on offense and special teams.

vs. N.Y. Jets (9/17) Called up from the practice squad for the second straight week to play on special teams.

at Arizona (9/24) Made his first career start at center for an injured Tyler Biadasz (hamstring). Blocked for an offense that accumulated a season-high 416 total net yards and 185 rushing yards. The offense also notched 26 first downs, including a season-best 12 rushing first downs that tied the most rushing first downs in a game since Head Coach Mike McCarthy arrived in 2020 - against Carolina (10/3/21) and at Minnesota (11/20/22).

vs. New England (10/1) and **at San Francisco (10/8)** Played on offense and special teams.

28 Malik Hooker, S

Games/Starts: 2023-5/5 Career-72/49
Playoffs: 2022-2/2 Career-4/3

	Solo	Tackles		Sks/ Yds	Tk/ Loss	QB Prs	PBU	FF-FR
		Asst	Tot					
Last Game	4	5	9					
2023	12	13	25				2	
Career	174	85	259		5(-11)		18	0-3

Career	Interceptions					Fumble Recoveries				
	No.	Yds.	Avg.	Lg	TD	No.	Yds.	Avg.	Lg	TD
Career						3	41	13.6	38t	1

Last Game.....1 0 0.0 0 0

2023.....12 175 14.6 32 0 3 41 13.6 38t 1

Career	Special Teams			
	Solo	Asst	Tot	
Career	1	0	1	

• Served as the defensive captain in Week 4.

at N.Y. Giants (9/10) Posted five tackles in a start at safety. Part of a defense whose 40-0 victory marked the largest shutout in Cowboys history and the largest shutout in a NFL season opener since 1999 when Pittsburgh defeated Cleveland 43-0.

vs. N.Y. Jets (9/17) Pulled in his first interception of the season along with two pass breakups and two tackles.

at Arizona (9/24) Tallied six stops.

vs. New England (10/1) Registered three tackles to reach 250 for his career.

at San Francisco (10/8) Tied for second on the defense with nine stops.

19 Noah Igbinoghene, CB

Games/Starts: 2023-4/0 Career-36/5
Playoffs: 2022-0/0 Career-0/0

	Solo	Tackles		Sks/ Yds	Tk/ Loss	QB Prs	PBU	FF-FR
		Asst	Tot					
Last Game								
2023							5	0-2
Career	21	3	24				5	0-2

Career	Interceptions					Fumble Recoveries				
	No.	Yds.	Avg.	Lg	TD	No.	Yds.	Avg.	Lg	TD
Career	1	0	0.0	0	0	3	0	0.0	0	0

Career	Special Teams							
	Solo	Asst	Tot	FF	FR	BP	BFG	BXP
Career			5					

Career	Kickoff Returns			
	No.	Yds.	Avg.	Lg TD
Career	4	68	17.0	22 0

at N.Y. Giants (9/10) Made his Cowboys debut and played on defense and special teams. Returned a blocked field goal 58 yards for his first career touchdown. It marked the first time Dallas returned a blocked field goal for a touchdown since against Minnesota (10/21/07) when Chris Canty made the block, and Patrick Watkins recovered the ball and returned it 68 yards for the score.

vs. N.Y. Jets (9/17) Inactive.

at Arizona (9/24) and **vs. New England (10/1)** Played on special teams.

at San Francisco (10/8) Saw action on defense and special teams.

46 Malik Jefferson, LB

Games/Starts: 2023-2/0 Career-37/0
Playoffs: 2022-0/0 Career-0/0

	Solo	Tackles		Sks/ Yds	Tk/ Loss	QB Prs	PBU	FF-FR
		Asst	Tot					
Last Game	1	1	2		1(-4)			
2023	1	1	2		1(-4)			
Career	2	3	5		1(-4)			

Career	Special Teams							
	Solo	Asst	Tot	FF	FR	BP	BFG	BXP
Career	8	5	13					

vs. New England (10/1) Was elevated from the practice squad to make his season debut on special teams.

at San Francisco (10/8) Elevated for the second straight week and posted two tackles and his first career tackle for loss on defense.

1 Jayron Kearse, S

Games/Starts: 2023-5/5 Career-108/46
Playoffs: 2022-2/2 Career-6/3

	Tackles			Sks/ Yds	Tkl/ Loss	QB		FF-FR
	Solo	Asst	Tot			Prs	PBU	
Last Game.....	3	0	3	1.0(-2)	1(-4)			
2023.....	15	5	20	1.0(-2)	1(-4)	1	3	
Career.....	213	90	303	4.5(-20)	15(-34)	21	28	2-4

	Interceptions					Fumble Recoveries				
	No.	Yds.	Avg.	Lg	TD	No.	Yds.	Avg.	Lg	TD
Last Game.....										
2023.....	1	32	32.0	32	0					
Career.....	5	68	13.6	34	0	4	7	1.7	6	0

	Special Teams					FF	FR	BP	BFG	BXP
	Solo	Asst	Tot							
Career.....			45							

at N.Y. Giants (9/10) Started at safety and finished second on the defense with seven tackles and a hurry. Part of a defense whose 40-0 victory marked the largest shutout in Cowboys history and the largest shutout in a NFL season opener since 1999 when Pittsburgh defeated Cleveland 43-0.

vs. N.Y. Jets (9/17) Gathered an interception he returned 32 yards along with two tackles and a pass breakup.

at Arizona (9/24) Logged six stops.

vs. New England (10/1) Recorded two tackles to reach 300 for his career while also adding two pass breakups.

at San Francisco (10/8) Tallied three tackles, a tackle for loss and a sack - both the first of the season.

88 CeeDee Lamb, WR

Games/Starts: 2023-5/5 Career-54/49
Playoffs: 2022-2/2 Career-3/3

	Receiving					Rushing				
	Rec.	Yds.	Avg.	Lg	TD	Att.	Yds.	Avg.	Lg	TD
Last Game.....	4	49	12.3	29	0					
2023.....	27	358	13.3	49	1	3	21	7.0	12	0
Career.....	287	3,754	13.1	52t	21	32	226	7.1	33	1

	Punt Returns					Kickoff Returns					
	No.	Yds.	Avg.	FC	Lg	TD	No.	Yds.	Avg.	Lg	TD
Career.....	38	311	8.2	18	27	0	1	47	47.0	47t	1

• Served as the offensive captain in Week 2.

at N.Y. Giants (9/10) Played in his 50th career game and paced all receivers with a game-high four receptions for 77 yards, including a long catch of 49 yards. Now has 3,473 career receiving yards to pass Dez Bryant (3,440) for the most receiving yards by a Cowboys player in their first 50 career games.

vs. N.Y. Jets (9/17) Led all receivers with a career-high tying 11 catches for 143 yards (third). Now has four career games with 10-or-more catches, tied with Dez Bryant for the fifth-most 10-catch games in Cowboys history and are the most in a Cowboys player's first four seasons. Now has four career games with at least 10 receptions and 100 yards, tied with Miles Austin for fourth in franchise history.

at Arizona (9/24) Made four receptions for 53 yards and rushed twice for nine yards.

vs. New England (10/1) Had four receptions for 36 yards and his first receiving touchdown of the season. His touchdown was also the 21st touchdown catch of his career to serve as the fourth-most touchdown receptions in a Cowboys player's first four seasons.

at San Francisco (10/8) Collected four passes for 49 yards.

15 Trey Lance, QB

Games/Starts: 2023-0/0 Career-8/4
Playoffs: 2022-0/0 Career-0/0

	Passing										
	Att	Com	Yds	Pct	Yds/Att	TD	Int	Lng	Sk/Yds	Rtg	
Last Game.....											
2023.....											
Career.....	102	56	797	54.9	7.8	5	3	76t	6/24	84.5	

	Rushing					Receiving				
	Att.	Yds.	Avg.	Lg	TD	Rec.	Yds.	Avg.	Lg	TD
Last Game.....										
2023.....										
Career.....	54	235	4.4	15	1					

at N.Y. Giants (9/10), vs. N.Y. Jets (9/17), at Arizona (9/24), vs. New England (10/1) and at San Francisco (10/8) Inactive/Third Quarterback.

90 DeMarcus Lawrence, DE

Games/Starts: 2023-5/5 Career-125/107
Playoffs: 2022-2/2 Career-8/5

	Tackles			Sks/ Yds	Tkl/ Loss	QB Prs	PBU	FF-FR
	Solo	Asst	Tot					
Last Game.....	1	3	4			1		
2023.....	6	7	13	2.0(-10)	2(-6)	16	1	
Career.....	213	136	349	56.5(-448)	57(-133)	291	17	19-8

	Interceptions					Fumble Recoveries				
	No.	Yds.	Avg.	Lg	TD	No.	Yds.	Avg.	Lg	TD
Career.....	2	53	26.5	40t	1	8	24	3.0	19tt	1

• Served as the defensive captain in Week 1.

at N.Y. Giants (9/10) Started the season opener and provided a tackle, a sack and three hurries. The defense totaled seven sacks, second-most in a season opener in team history, trailing only the nine against Pittsburgh (9/4/94). Part of a defense whose 40-0 victory marked the largest shutout in Cowboys history and the largest shutout in a NFL season opener since 1999 when Pittsburgh defeated Cleveland 43-0.

vs. N.Y. Jets (9/17) Contributed three tackles, a tackle for loss, six quarterback pressures and a pass breakup.

at Arizona (9/24) Tallied four tackles, one for loss, a sack and two quarterback pressures.

vs. New England (10/1) Added four hurries and a tackle.

at San Francisco (10/8) Played in his 125th career game and totaled four stops and a hurry.

2 Jourdan Lewis, CB

Games/Starts: 2023-4/0 Career-87/43
Playoffs: 2022-0/0 Career-3/0

	Tackles			Sks/ Yds	Tkl/ Loss	QB Prs	PBU	FF-FR
	Solo	Asst	Tot					
Last Game.....	1	1	2				1	1-1
2023.....	7	3	10		1(-1)		1	1-1
Career.....	222	48	270	8.5(-46)	9(-17)	3	33	2-7

	Interceptions					Fumble Recoveries				
	No.	Yds.	Avg.	Lg	TD	No.	Yds.	Avg.	Lg	TD
Last Game.....						1	0	0.0	0	0
2023.....						7	87	12.4	63t	1
Career.....	8	140	17.5	66	0	7	87	12.4	63t	1

	Special Teams				Rushing				
	Solo	Asst	Tot		Att.	Yds.	Avg.	Lg	TD
Career.....	3	0	3		2	12	6.0	7t	0

	Kickoff Returns				
	No.	Yds.	Avg.	Lg	TD
Career.....	2	38	19.0	19t	0

at N.Y. Giants (9/10) Inactive.

vs. N.Y. Jets (9/17) Made his season debut on defense.

at Arizona (9/24) Logged his first stats of the season with three tackles and a tackle for loss.

vs. New England (10/1) Tallied five stops.

at San Francisco (10/8) Notched two tackles, a pass breakup and forced and recovered a fumble. It was his first forced fumble and fumble recovery since at Washington (12/12/21).

40 Hunter Luepke, RB

Games/Starts: 2023-5/0 Career-5/0

Last Game	Att.	Rushing			TD	Rec.	Receiving			Lg	TD
		Yds.	Avg.	Lg			Yds.	Avg.	Lg		
2023	3	13	4.3	9	1	1	12	12.0	12	0	

Last Game	No.	Kickoff Returns			
		Yds.	Avg.	Lg	TD
2023	1	0	0.0	0	0

Last Game	Solo	Special Teams					FF	FR	BP	BFG	BXP
		Asst	-	Tot	FF	FR					
2023	1	0	-	1							

at N.Y. Giants (9/10) Made his NFL debut on offense and special teams.
vs. N.Y. Jets (9/17) Recorded his first career stats when he recovered a kickoff on a squib kick in the second quarter.

at Arizona (9/24) Notched his first career stats on offense with one rush for nine yards and one reception for 12 yards.

vs. New England (10/1) Rushed two times for four yards including a three-yard score for his first career NFL touchdown. The last Cowboys rookie to rush for his first career touchdown within the first four games of the season was Tony Pollard in 2019 (vs. Mia, 9/22).

at San Francisco (10/8) Saw action on offense and special teams where he notched his first career special teams tackle.

70 Zack Martin, G

Games/Starts: 2023-4/4 Career-141/141
Playoffs: 2022-2/2 Career-8/8

at N.Y. Giants (9/10) Started the season opener at right guard and blocked for an offense that generated 265 total net yards, including 122 yards on the ground highlighted by 70 yards and two rushing scores by Tony Pollard. The offensive line also did not allow a sack of Dak Prescott during 24 dropbacks as he passed for 143 yards.

vs. N.Y. Jets (9/17) Part of an offense that commanded the time of possession with a mark of 42:15, the second-highest amount for a non-overtime, regular season game in franchise history. Collectively, the offense compiled 382 total net yards and 26 first downs. Left the game in the fourth quarter with an ankle injury but returned for the final offensive series.

at Arizona (9/24) Inactive/Injured-Ankle.

vs. New England (10/1) Returned from a one-game absence (ankle) to start at right guard. Assisted the offense in compiling four drives of 10-plus plays, giving the Dallas offense a league-leading 16 on the season. On the day, the offense racked up 377 total net yards and 22 first downs, while holding the ball for 35:09.

at San Francisco (10/8) The offense, behind the offensive line, was limited to 197 total net yards, eight first downs and a 22:55 time of possession mark.

84 Sean McKeon, TE

Games/Starts: 2023-2/0 Career-38/3
Playoffs: 2022-2/0 Career-3/0

Last Game	Rec.	Receiving			TD
		Yds.	Avg.	Lg	
2023					
Career	6	38	6.3	12	1

Last Game	Solo	Special Teams					FF	FR	BP	BFG	BXP
		Asst	-	Tot	FF	FR					
Career	1	2	-	3			1				

vs. New England (10/1) Elevated from the practice squad to make his first appearance of the season on offense and special teams, recovering a fumble on offense.

at San Francisco (10/8) Elevated from the practice squad for the second straight week to play on offense and special teams.

24 Israel Mukuamu, S

Games/Starts: 2023-2/0 Career-21/3
Playoffs: 2022-2/0 Career-2/0

Last Game	Solo	Tackles			Sks/ Yds	Tkl/ Loss	QB Prs	PBU	FF-FR
		Asst	-	Tot					
2023									0-1
Career	13	3	-	16			1		0-1

Last Game	No.	Interceptions				Fumble Recoveries				
		Yds.	Avg.	Lg	TD	No.	Yds.	Avg.	Lg	TD
Career	1	0	0.0	0	0					

Last Game	Solo	Special Teams					FF	FR	BP	BFG	BXP
		Asst	-	Tot	FF	FR					
Career	2	0	-	2							

at N.Y. Giants (9/10) Played on special teams and defense where he recovered his first career fumble.

vs. N.Y. Jets (9/17) Saw time on defense and special teams.

at Arizona (9/24), vs. New England (10/1) and at San Francisco (10/8) Inactive.

97 Osa Odighizuwa, DT

Games/Starts: 2023-5/5 Career-38/34
Playoffs: 2022-2/2 Career-3/2

Last Game	Solo	Tackles			Sks/ Yds	Tkl/ Loss	QB Prs	PBU	FF-FR
		Asst	-	Tot					
2023	6	12	-	18	3.0(-18)	1(-1)	7		
Career	50	42	-	92	9.0(-65)	10(-24)	35		1-0

• Served as the defensive captain in Week 2.

at N.Y. Giants (9/10) Started the season opener and tallied a career-high 2.0 sacks - his first career game with 2.0-or-more sacks - along with four tackles and three quarterback pressures. His sacks contributed to a team seven sacks, second-most in a season opener in team history, trailing only the nine against Pittsburgh (9/4/94). Part of a defense whose 40-0 victory marked the largest shutout in Cowboys history and the largest shutout in a NFL season opener since 1999 when Pittsburgh defeated Cleveland 43-0.

vs. N.Y. Jets (9/17) Tallied two tackles, a sack and a hurry.

at Arizona (9/24) Contributed four tackles and a tackle for loss.

vs. New England (10/1) Added four stops.

at San Francisco (10/8) Logged four tackles and three hurries.

11 Micah Parsons, LB

Games/Starts: 2023-5/5 Career-38/38
Playoffs: 2022-2/2 Career-3/3

Last Game	Solo	Tackles			Sks/ Yds	Tkl/ Loss	QB Prs	PBU	FF-FR
		Asst	-	Tot					
2023	8	10	-	18	4.0(-32)	3(-7)	26	1	1-1
Career	94	42	-	136	30.5(-241)	20(-52)	137	7	7-4

Last Game	No.	Interceptions				Fumble Recoveries				
		Yds.	Avg.	Lg	TD	No.	Yds.	Avg.	Lg	TD
2023						1	0	0.0	0	0
Career						3	36	12.0	36t	1

• Earned NFC Defensive Player of the Month (September) for the first time of his career, and joined Sean Lee as the only Cowboys linebackers to win the award. Finished the month of September with 10 tackles, 4.0 sacks, 15 quarterback hurries, a pass breakup, a forced fumble and a fumble recovery.

• Named NFC Defensive Player of the Week (Week 2) for the third time of his career after tallying 2.0 sacks, three tackles - two for loss - six quarterback hurries, a pass breakup, a forced fumble and a fumble recovery against the Jets.

at N.Y. Giants (9/10) Started at defensive end and posted two tackles, a sack and six quarterback pressures. His sack gave him 27.5 for his career - tied with Joey Bosa for the 10th-most in NFL history through a player's first 34 career games. His sack contributed to a team seven sacks, second-most in a season opener in team history, trailing only the nine against Pittsburgh (9/4/94). Part of a defense whose 40-0 victory marked the largest shutout in Cowboys history and the largest shutout in a NFL season opener since 1999 when Pittsburgh defeated Cleveland 43-0.

Micah Parsons, cont.

vs. N.Y. Jets (9/17) Compiled three tackles, two tackles for loss, 2.0 sacks, six quarterback hurries, a pass breakup, a forced fumble and a fumble recovery. His 10 career games with 2.0-or-more sacks tied Aldon Smith and Shawne Merriman for the most 2.0-sack games in a NFL player's first 35 career games. In total, his 29.5 career sacks are the eighth-most through a NFL player's first 35 career games, and he is the first player with 29.5 sacks through his first 35 games since Myles Garrett (30.5).

at Arizona (9/24) Posted five stops, a sack and three hurries. It was his third straight game with a sack, and he became the fifth Cowboy - sixth instance - to start the season with a three-game sack streak, joining DeMarcus Ware (2008 and 2011), Anthony Spencer (2011), DeMarcus Lawrence (2017) and Jason Hatcher (2013). Became the eighth NFL player - first Cowboy - since 1982 to surpass 30.0 sacks in his first 36 career games.

vs. New England (10/1) Notched a career-high nine quarterback pressures, two tackles and a tackle for loss.

at San Francisco (10/8) Logged six stops and two hurries.

20 Tony Pollard, RB

Games/Starts: 2023-5/5 Career 67/11
Playoffs: 2022-2/0 Career-3/0

	Rushing					Receiving				
	Att.	Yds.	Avg.	Lg	TD	Rec.	Yds.	Avg.	Lg	TD
Last Game	8	29	3.6	10	0	4	35	8.8	26	0
2023	81	340	4.2	31	2	19	96	5.1	26	0
Career	591	2,956	5.0	58t	19	140	1,104	7.9	68t	5

	Kickoff Returns				
	No.	Yds.	Avg.	Lg	TD
Career	63	1,500	23.8	100t	1

	Special Teams								
	Solo	Asst	-	Tot	FF	FR	BP	BFG	BXP
Career	7	0	-	7					

• Served as the offensive captain in Week 1.

at N.Y. Giants (9/10) Opened the season as the starting running back and rushed for 70 yards on 14 carries (5.0 avg.) and totaled two touchdowns on the ground, his fourth career game with multiple rushing touchdowns. Also became the 10th player in team history to rush for multiple touchdowns in a season opener, and the first since Marion Barber in 2008 (at Cleveland, 9/7).

vs. N.Y. Jets (9/17) Tallied a career-high 25 carries for 72 yards and caught seven passes for 37 yards for a career-high 32 total touches. Became the first Cowboys running back to carry the ball 25 times in a game since Ezekiel Elliott had 28 rushes at the N.Y. Jets (10/13/19). Totaled 109 scrimmage yards, his 13th career game with 100 scrimmage yards.

at Arizona (9/24) Carried the ball 23 times for 122 yards (5.3 avg.) - third-most rushing yards in a game of his career. It also marked his seventh career 100-yard rushing game and his first since he had 115 yards at Green Bay (11/13/22). Part of a rushing attack that accumulated a season-high 185 rushing yards and 12 rushing first downs - tied for the most rushing first downs in a game since Head Coach Mike McCarthy arrived in 2020 - against Carolina (10/3/21) and at Minnesota (11/20/22). Also had three receptions for -1 yard to tally 121 scrimmage yards, his 14th career game with 100 scrimmage yards.

vs. New England (10/1) Added 47 yards on 11 rushes and 13 yards on three catches.

at San Francisco (10/8) Rushed eight times for 29 yards and caught four passes for 35 yards, including a season-long catch of 26 yards.

4 Dak Prescott, QB

Games/Starts: 2023-5/5 Career-102/102
Playoffs: 2022-2/2 Career-6/6

	Passing									
	Att	Com	Yds	Pct	Yds/Att	TD	Int	Lng	Sk/Yds	Rtng
Last Game	24	14	153	58.3	6.3	1	3	29	3/13	51.6
2023	160	111	1,061	69.4	6.6	5	4	49	9/66	87.5
Career	3,443	2,296	26,004	66.7	7.6	171	69	90t	205/1,228	97.3

	Rushing					Receiving				
	Att.	Yds.	Avg.	Lg	TD	Rec.	Yds.	Avg.	Lg	TD
Last Game	1	2	2.0	2	0					
2023	12	45	3.8	15	0					
Career	364	1,687	4.6	42	26	1	11	11.0	11t	1

• Served as the offensive captain in Week 5.

at N.Y. Giants (9/10) Opened the season 13-of-24 (54.2) for 143 yards with no touchdowns and no interceptions. Also added one rush for six yards. Won his 11th consecutive start against the New York Giants, tying Roger Staubach with the longest win streak against the Giants since 1950. Also improved his career record against the NFC East to 28-7, and in total, his 62 career wins tied Danny White for the fourth-most wins among Cowboys quarterbacks. Eclipsed 25,000 career passing yards (25,086), joining Aaron Rodgers as the only two players in NFL history to amass 25,000 passing yards and 1,500 rushing yards in their first 100 career games.

vs. N.Y. Jets (9/17) Completed 31-of-38 passes (81.6%) for 255 yards, two touchdowns and no interceptions. Has now thrown a touchdown pass against 30 of the 31 opposing NFL teams. Also totaled a 112.2 passer rating, his 51st career game with a passer rating of 100.0-or-better. His 81.6 completion percentage was the sixth-highest of his career and his highest completion rate since last season at Minnesota (11/20 88.0%). Was his 63rd career win as the starting quarterback to break a tie with Danny White (62) for the fourth-most all-time wins among Cowboys quarterbacks.

at Arizona (9/24) Played and started in his 100th career game as he passed for 249 yards with one touchdown and an interception on 25-of-40 passes (62.5%). With 25 completions, he (2,254) surpassed Jared Goff and Matt Ryan for the third-most completions in a player's first 100 career games, and his 25,590 career passing yards are the eighth-most passing yards by a player in his first 100 career games in NFL history.

vs. New England (10/1) Connected on 28-of-34 passes for 261 yards with one touchdown and no interceptions. His 82.4 completion percentage was a season-high and the sixth-highest of his career. Also finished with a 108.5 passer rating, his second game this season with a 100.0 rating and the 52nd of his career, which is the second-most 100.0 rating games in a NFL quarterback's first eight seasons (Russell Wilson, 65).

at San Francisco (10/8) Held to 153 yards on 14-of-24 passes with one touchdown and three interceptions. Also rushed once for two yards.

76 Asim Richards, T

Games/Starts: 2023-4/0 Career-4/0

at N.Y. Giants (9/10) Made his NFL debut late in the second half on offense.

vs. N.Y. Jets (9/17) Played on offense and special teams.

at Arizona (9/24) Saw time on special teams.

vs. New England (10/1) Played on offense and special teams.

at San Francisco (10/8) Inactive.

10 Cooper Rush, QB

Games/Starts: 2023-3/0 Career-22/6
Playoffs: 2022-0/0 Career-0/0

	Att	Com	Yds	Passing			Int	Lng	Sk/Yds	Rtng
				Pct	Yds/Att	TD				
Last Game	2	2	8	100.0	4.0	0	0	7	1/8	83.3
2023	5	4	28	80.0	5.6	0	0	13	1/8	90.0
Career	217	129	1,503	59.4	6.9	8	4	73t	11/76	85.1

	Att.	Yds.	Rushing		TD	Rec.	Receiving		Lg	TD
			Avg.	Lg			Yds.	Avg.		
Last Game	1	-2	-2.0	-2	0					
2023	4	-4	-1.0	0	0					
Career	24	7	0.3	15	0					

at N.Y. Giants (9/10) Entered the game in the fourth quarter with the score well in hand and attempted one pass that was incomplete. vs. N.Y. Jets (9/17) and at Arizona (9/24) Did not play.

vs. New England (10/1) Saw action at quarterback late in the fourth quarter and completed both of his passes for 20 yards and lost two yards on three carries.

at San Francisco (10/8) Entered the game in the fourth quarter and completed both passes for eight yards and rushed once for a loss of two yards.

86 Luke Schoonmaker, TE

Games/Starts: 2023-5/0 Career-5/0

	Rec.	Receiving			TD
		Yds.	Avg.	Lg	
Last Game					
2023	1	1	1.0	1t	1

at N.Y. Giants (9/10) Made his NFL debut on offense and special teams. vs. N.Y. Jets (9/17) Scored his first career touchdown on his first career reception - a one-yard catch in the second quarter. Became the fifth Cowboy since 1990 to score on his first career catch, joining Tony Curtis (2007), Ventell Bryant (2019), Dak Prescott (2020) and Terence Steele (2021).

at Arizona (9/24), vs. New England (10/1) and at San Francisco (10/8) Saw time on offense and special teams.

37 Eric Scott, CB

Games/Starts: 2023-0/0 Career-0/0

	Tackles			Sks/ Yds	Tk/ Loss	QB Prs	PBU	FF-FR
	Solo	Asst	Tot					
Last Game	INACTIVE							
2023	INACTIVE							

at N.Y. Giants (9/10), vs. N.Y. Jets (9/17), at Arizona (9/24), vs. New England (10/1) and at San Francisco (10/8) Inactive.

44 Trent Sieg, LS

Games/Starts: 2023-5/0 Career-85/0
Playoffs: 2022-0/0 Career-1/0

	Solo	Asst	Tot	Special Teams				
				FF	FR	BP	BFG	BXP
Last Game	1	0	1					
2023	1	0	1					
Career	3	2	5					

at N.Y. Giants (9/10) Made his Cowboys debut while contributing clean snaps on five extra points, three punts and two field goals.

vs. N.Y. Jets (9/17) Snapped cleanly on five field goals, three punts and an extra point.

at Arizona (9/24) Provided clean snaps for three field goals, two punts and an extra point.

vs. New England (10/1) Cleanly snapped on three field goals, three extra points, two punts and a successful two-point conversion on a fake PAT.

at San Francisco (10/8) Made his first special teams tackle of the season while also adding clean snaps on five punts, a field goal and an extra point.

58 Mazi Smith, DT

Games/Starts: 2023-5/0 Career-5/0

Last Game	Tackles			Sks/ Yds	Tk/ Loss	QB Prs	PBU	FF-FR
	Solo	Asst	Tot					
2023	1	0	1					
	2	3	5		1(-2)	1		

at N.Y. Giants (9/10) In his NFL debut, posted two tackles, a tackle for loss and a quarterback pressure - the first stats of his career. Part of a defense whose 40-0 victory marked the largest shutout in Cowboys history and the largest shutout in a NFL season opener since 1999 when Pittsburgh defeated Cleveland 43-0.

vs. N.Y. Jets (9/17) Played on the defensive line. at Arizona (9/24) and vs. New England (10/1) Assisted on a tackle. at San Francisco (10/8) Added a tackle.

73 Tyler Smith, G/T

Games/Starts: 2023-3/3 Career-20/20
Playoffs: 2022-2/2 Career-2/2

at N.Y. Giants (9/10) and vs. N.Y. Jets (9/17) Inactive/Injured-Hamstring. at Arizona (9/24) Made his season debut and blocked for an offense that accumulated a season-high 416 total net yards and 185 rushing yards. The offense also notched 26 first downs, including a season-best 12 rushing first downs that tied the most rushing first downs in a game since Head Coach Mike McCarthy arrived in 2020 - against Carolina (10/3/21) and at Minnesota (11/20/22).

vs. New England (10/1) Assisted the offense in compiling four drives of 10-plus plays, giving the Dallas offense a league-leading 16 on the season. On the day, the offense racked up 377 total net yards and 22 first downs, while holding the ball for 35:09.

at San Francisco (10/8) The offense, behind the offensive line, was limited to 197 total net yards, eight first downs and a 22:55 time of possession mark.

77 Tyron Smith, T

Games/Starts: 2023-3/3 Career-151/151
Playoffs: 2022-2/2 Career-8/8

• Served as the offensive captain in Week 3. at N.Y. Giants (9/10) Started the season opener at left tackle and blocked for an offense that generated 265 total net yards, including 122 yards on the ground highlighted by 70 yards and two rushing scores by Tony Pollard. The offensive line also did not allow a sack of Dak Prescott during 24 dropbacks as he passed for 143 yards.

vs. N.Y. Jets (9/17) Played and started in his 150th career game. Part of an offense that commanded the time of possession with a mark of 42:15, the second-highest amount for a non-overtime, regular season game in franchise history. Collectively, the offense compiled 382 total net yards and 26 first downs.

at Arizona (9/24) Active but did not play (knee). vs. New England (10/1) Inactive/Injured-Knee.

at San Francisco (10/8) Returned to start at left tackle as the offense, behind the offensive line, was limited to 197 total net yards, eight first downs and a 22:55 time of possession mark.

78 Terence Steele, T

Games/Starts: 2023-5/5 Career-50/45
Playoffs: 2022-0/0 Career-1/0

at N.Y. Giants (9/10) Started the season opener at right tackle and blocked for an offense that generated 265 total net yards, including 122 yards on the ground highlighted by 70 yards and two rushing scores by Tony Pollard. The offensive line also did not allow a sack of Dak Prescott during 24 dropbacks as he passed for 143 yards.

vs. N.Y. Jets (9/17) Part of an offense that commanded the time of possession with a mark of 42:15, the second-highest amount for a non-overtime, regular season game in franchise history. Collectively, the offense compiled 382 total net yards and 26 first downs.

at Arizona (9/24) Blocked for an offense that accumulated a season-high 416 total net yards and 185 rushing yards. The offense also notched 26 first downs, including a season-best 12 rushing first downs that tied the most rushing first downs in a game since Head Coach Mike McCarthy arrived in 2020 - against Carolina (10/3/21) and at Minnesota (11/20/22).

Terence Steele, cont.

vs. New England (10/1) Assisted the offense in compiling four drives of 10-plus plays, giving the Dallas offense a league-leading 16 on the season. On the day, the offense racked up 377 total net yards and 22 first downs, while holding the ball for 35:09.

at San Francisco (10/8) Played in his 50th career game as the offense, behind the offensive line, was limited to 197 total net yards, eight first downs and a 22:55 time of possession mark.

30 Juanyeh Thomas, S

Games/Starts: 2023-5/1 Career-5/1
Playoffs: 2022-0/0 Career-0/0

Last Game	Tackles			Sks/ Yds	Tkl/ Loss	QB Prs	PBU	FF-FR
	Solo	Asst	Tot					
2023	3	2	5			1	1	
Career	3	2	5			1	1	

Last Game	Special Teams							
	Solo	Asst	Tot	FF	FR	BP	BFG	BXP
2023							1	
Career							1	

• Served as the special teams captain in Week 2.

at N.Y. Giants (9/10) Started his first career game when the team started in a three-safety set and logged two tackles, a quarterback pressure and a pass breakup - all the first stats of his career. Also blocked his first career field goal that was returned 58 yards for a touchdown by Noah Igbinoghene on New York's first offensive drive. Part of a defense whose 40-0 victory marked the largest shutout in Cowboys history and the largest shutout in a NFL season opener since 1999 when Pittsburgh defeated Cleveland 43-0.

vs. N.Y. Jets (9/17) Added a tackle on defense.

at Arizona (9/24) Played on special teams.

vs. New England (10/1) Posted two stops on defense.

at San Francisco (10/8) Played on defense and special teams.

18 Jalen Tolbert, WR

Games/Starts: 2023-5/2 Career-13/3
Playoffs: 2022-0/0 Career-0/0

Last Game	Receiving				
	Rec.	Yds.	Avg.	Lg	TD
2023	7	71	10.1	18	0
Career	9	83	9.2	18	0

Last Game	Special Teams							
	Solo	Asst	Tot	FF	FR	BP	BFG	BXP
2023	2	0	2					
Career	2	0	2					

at N.Y. Giants (9/10) Played on offense and special teams in the season opener, and made his first career tackle on special teams.

vs. N.Y. Jets (9/17) Made his second career start and caught three passes for 18 yards.

at Arizona (9/24) Saw time on offense and special teams.

vs. New England (10/1) Recorded career-highs in receptions (four), receiving yards (53) and long catch (18). Also made a tackle on special teams.

at San Francisco (10/8) Made his second start of the season - third of his career - when the offense began the game in a four wide receiver set. Also saw action on special teams.

9 KaVontae Turpin, WR

Games/Starts: 2023-5/0 Career-22/0
Playoffs: 2022-2/0 Career-2/0

Last Game	Receiving					Rushing				
	Rec.	Yds.	Avg.	Lg	TD	Att.	Yds.	Avg.	Lg	TD
2023	5	51	10.2	26t	1	6	66	11.0	46	1
Career	6	60	10.0	26t	1	9	83	9.2	46	1

Last Game	Punt Returns						Kickoff Returns				
	No.	Yds.	Avg.	FC	Lg	TD	No.	Yds.	Avg.	Lg	TD
2023	5	30	6.0	9	12	0	2	33	16.5	18	0
Career	34	333	9.8	35	52	0	23	541	23.5	63	0

Last Game	Special Teams							
	Solo	Asst	Tot	FF	FR	BP	BFG	BXP
2023	1	0	1					
Career	1	0	1					

at N.Y. Giants (9/10) In the season opener on offense had two receptions for 11 yards and rushed three times for 14 yards and his first career touchdown. Also returned two punts for 17 yards.

vs. N.Y. Jets (9/17) Caught one pass for nine yards and rushed twice for six yards on offense. Also fair caught four punts on special teams.

at Arizona (9/24) Had one punt return for no yards and one fair catch.

vs. New England (10/1) Talled one run for 46 yards, one catch for five yards and returned two punts 13 yards. His 46-yard run in the fourth quarter was the longest of his career and the longest run from scrimmage for the Cowboys in 2023.

at San Francisco (10/8) Hauled in his first career receiving touchdown on a 26-yard reception in the second quarter. Also returned his first two kickoffs of the season for 33 yards and fair caught a punt before leaving the game with an ankle injury.

55 Leighton Vander Esch, LB

Games/Starts: 2023-5/5 Career-71/65
Playoffs: 2022-2/2 Career-5/5

Last Game	Tackles					Sks/ Yds	Tkl/ Loss	QB Prs	PBU	FF-FR
	Solo	Asst	Tot	FF	FR					
2023	5	7	12			1(-2)		2		0-1
2022	18	17	35			1(-2)				
Career	372	185	557	3.5(-23)	13(-27)	18	13			3-1

Last Week	Interceptions					Fumble Recoveries				
	No.	Yds.	Avg.	Lg	TD	No.	Yds.	Avg.	Lg	TD
2023						1	11	11.0	11t	1
Career	3	63	21.0	28t	0	1	11	11.0	11t	1

Last Game	Special Teams							
	Solo	Asst	Tot	FF	FR	BP	BFG	BXP
2023	1	2	3					
Career	1	2	3					

• Served as the defensive captain in Week 3.

at N.Y. Giants (9/10) Logged six tackles and two hurries. Part of a defense whose 40-0 victory marked the largest shutout in Cowboys history and the largest shutout in a NFL season opener since 1999 when Pittsburgh defeated Cleveland 43-0.

vs. N.Y. Jets (9/17) Posted four stops.

at Arizona (9/24) Made six tackles.

vs. New England (10/1) Led the defense with seven tackles and returned his first career fumble 11 yards in the second quarter for his first career touchdown.

at San Francisco (10/8) Led the defense with a season-high 12 tackles while also making a tackle for loss - his first of the season. Left the game in the fourth quarter with a neck injury and did not return.

42 Deuce Vaughn, RB

Games/Starts: 2023-5/0 Career-5/0

	Rushing					Receiving				
	Att.	Yds.	Avg.	Lg	TD	Rec.	Yds.	Avg.	Lg	TD
Last Game.....	3	7	2.3	4	0	1	1	1.0	1	0
2023.....	20	40	2.0	13	0	5	19	3.8	11	0

	Punt Returns					Kickoff Returns					
	No.	Yds.	Avg.	FC	Lg	TD	No.	Yds.	Avg.	Lg	TD
Last Game.....	1	10	10.0	0	10	0					
2023.....	1	10	10.0	0	10	0					

at N.Y. Giants (9/10) Made his NFL debut on special teams and on offense, where he carried the ball six times for eight yards - his first career stats - in the fourth quarter.

vs. N.Y. Jets (9/17) Recorded his first career receptions - three for 16 yards - while also adding three runs for 16 yards.

at Arizona (9/24) Played on special teams.

vs. New England (10/1) Rushed eight times for nine yards and caught one pass for two yards.

at San Francisco (10/8) Had three carries for seven yards and caught one pass for a yard. Also recorded his first career punt return for 10 yards.

54 Sam Williams, DE

Games/Starts: 2023-5/0 Career-20/0
Playoffs: 2022-2/0 Career-2/0

	Tackles			Sks/ Yds	Tkl/ Loss	QB Prs	PBU	FF-FR
	Solo	Asst	Tot					
Last Game.....	0	1	1					
2023.....	0	4	4	1.0(-7)		5		
Career.....	12	11	23	5.0(-33)	7(-15)	25	1	1-3

at N.Y. Giants (9/10) Had two stops and three hurries. Part of a defense whose 40-0 victory marked the largest shutout in Cowboys history and the largest shutout in a NFL season opener since 1999 when Pittsburgh defeated Cleveland 43-0.

vs. N.Y. Jets (9/17) Added two quarterback hurries.

at Arizona (9/24) Assisted on a tackle.

vs. New England (10/1) Collected his first sack of the season.

at San Francisco (10/8) Assisted on a tackle.

6 Donovan Wilson, S

Games/Starts: 2023-3/2 Career-54/32
Playoffs: 2022-2/2 Career-3/3

	Tackles			Sks/ Yds	Tkl/ Loss	QB Prs	PBU	FF-FR
	Solo	Asst	Tot					
Last Game.....	5	4	9					
2023.....	12	7	19		1(-5)	1		
Career.....	162	62	224	8.5(-60)	7(-16)	13	7	5-3

	Interceptions					Fumble Recoveries				
	No.	Yds.	Avg.	Lg	TD	No.	Yds.	Avg.	Lg	TD
Career.....	3	0	0.0	0	0	2	0	0.0	0	0

	Special Teams							
	Solo	Asst	Tot	FF	FR	BP	BFG	BXP
Career.....	10	1	11					

at N.Y. Giants (9/10) and **vs. N.Y. Jets (9/17)** Inactive/Injured-Calf.
at Arizona (9/24) Made his season debut to the tune of four tackles, a tackle for loss and a quarterback pressure.

vs. New England (10/1) Tied for second on the defense with six stops.

at San Francisco (10/8) Tied for second on the defense with nine tackles.