



**BOLT UP**  
los angeles chargers football



# GAME RELEASE



vs.



WEEK 9 | SUN. NOV. 3 | 10:00 AM PT



# GAME RELEASE

213.719.6600 | Chargers.com | @Chargers

Josh.Rupprecht@Chargers.NFL.com | Jennifer.Rojas@Chargers.NFL.com

Lauren.Georgeson@Chargers.NFL.com | Brock.Anderson@Chargers.NFL.com

Leonie.Strehl@Chargers.NFL.com | Ricky.Martinez@Chargers.NFL.com



## CHARGERS TRAVEL TO CLEVELAND TO FACE BROWNS

The Los Angeles Chargers travel to Cleveland, Ohio to play the Cleveland Browns in Week 9. Kickoff from Huntington Bank Field on Sun., Nov. 3 is slated for 10:00 a.m. PT. Spero Dedes, Adam Archuleta and Aditi Kinkhabwala have the call on CBS, while Matt "Money" Smith, Daniel Jeremiah and Shannon Farren will broadcast on the Chargers Radio Network airwaves on ALT FM-98.7 as well as on SiriusXM 211 or 385 and on the SiriusXM app. Adrian Garcia-Marquez and Francisco Pinto will present the game in Spanish on Que Buena Los Angeles.

Winners of 14 of the last 18 matchups with Cleveland, the Chargers hold a 19-9-1 advantage in the regular-season series against the Browns. Los Angeles won the last matchup in Cleveland in 2022, 30-28, and is undefeated in all 14 games in the series when scoring 25 points.

Los Angeles sports one of the NFL's top defenses in 2024, leading the NFL in scoring defense by allowing just 13.0 points per game and ranking inside the top-10 in total defense (eighth) and passing defense (ninth). The unit has 10 takeaways this season, as the Bolts have a plus-six turnover differential to rank fifth in the NFL. In the Week 8 win against New Orleans, rookie WR Ladd McConkey set career highs in receptions (six), receiving yards (111), receiving touchdowns (two), receiving average (18.5) and receiving first downs (five) — including a 60-yard receiving touchdown, the Chargers longest offensive scoring play this season and matching the longest receiving touchdown by any rookie this season.

Cleveland's offense is led by quarterback Jameis Winston, who has stepped into the starting role after quarterback Deshaun Watson was placed on injured reserve (Achilles) following Week 7. In his first start for Cleveland, Winston was 27-of-41 passing for 334 yards and three touchdowns for a passer rating of 115.3. Defensively, defensive end Za'Darius Smith paces the team with 5.0 sacks.

The Chargers return home in Week 10 to begin a three-week homestand against the Tennessee Titans. Kickoff from SoFi Stadium is slated for 1:05 p.m. PT on Sun., Nov. 10.

## BY THE NUMBERS

**13.0** The Los Angeles defense has allowed just 13.0 points per game this season, the best by any NFL team in 2024.

**+6** The Bolts have 10 takeaways this season compared to just four giveaways, a plus-six turnover margin that ranks No. 5 in the NFL. Los Angeles' four giveaways are the third fewest in the league this season.

## ON THE CALL

### TELEVISION: CBS

**Play-by-play:** Spero Dedes  
**Analyst:** Adam Archuleta  
**Sideline:** Aditi Kinkhabwala

### SPANISH RADIO: QUE BUENA LOS ANGELES (FM-105.5/94.3)

**Play-by-play:** Adrian Garcia-Marquez  
**Analyst:** Francisco Pinto

### CHARGERS RADIO: ALT FM-98.7

**Play-by-play:** Matt "Money" Smith  
**Analyst:** Daniel Jeremiah  
**Sideline:** Shannon Farren

**CHARGERS MOBILE APP:** Official team news, full game stats and live press conferences are available on the Chargers mobile app. For more details, visit [Chargers.com/app](https://chargers.com/app).

## 2024 CHARGERS SCHEDULE

### PRESEASON (1-2)

Wk	Date	Opponent	TV	Result
1	Sat., Aug. 10	SEATTLE	CBS LA	L, 16-3
2	Sat., Aug. 17	L.A. RAMS	CBS LA	L, 13-9
3	Sat., Aug. 24	at Dallas	CBS LA	W, 26-19

### REGULAR SEASON (4-3)

Wk	Date	Opponent	TV	Time*/Res.
1	Sun., Sept. 8	LAS VEGAS	CBS	W, 22-10
2	Sun., Sept. 15	at Carolina	CBS	W, 26-3
3	Sun., Sept. 22	at Pittsburgh	CBS	L, 20-10
4	Sun., Sept. 29	KANSAS CITY	CBS	L, 17-10
5	—	BYE	—	—
6	Sun., Oct. 13	at Denver	CBS	W, 23-16
7	Mon., Oct. 21	at Arizona	ESPN+	L, 17-15
8	Sun., Oct. 27	NEW ORLEANS	FOX	W, 26-8
9	Sun., Nov. 3	at Cleveland	CBS	10:00 a.m.
10	Sun., Nov. 10	TENNESSEE	FOX	1:05 p.m.
11	Sun., Nov. 17	CINCINNATI	CBS	1:25 p.m.
12	Mon., Nov. 25	BALTIMORE	ESPN	5:15 p.m.
13	Sun., Dec. 1	at Atlanta	CBS	10:00 a.m.
14	Sun., Dec. 8	at Kansas City	NBC	5:20 p.m.
15	Sun., Dec. 15	TAMPA BAY	FOX	1:25 p.m.
16	Sun., Dec. 22	DENVER	FOX	1:05 p.m.
17	TBD	at New England	TBD	TBD
18	TBD	at Las Vegas	TBD	TBD

\*All Times Pacific

HOME GAMES IN CAPS

## 2024 AFC WEST STANDINGS

Team	W	L	T	Pct.	PF	PA
Kansas City	7	0	0	1.000	173	123
Denver	5	3	0	.625	173	120
<b>L.A. Chargers</b>	<b>4</b>	<b>3</b>	<b>0</b>	<b>.571</b>	<b>132</b>	<b>91</b>
Las Vegas	2	6	0	.250	144	210

## RELEASE INDEX

Content	Page	Content	Page
The 2024 Schedule . . . . .	2	Khalil Mack Notes . . . . .	21
Saints Series History . . . . .	3	Joey Bosa Notes . . . . .	24
The Matchup . . . . .	4	Cameron Dicker Notes . . . . .	26
Connections . . . . .	6	Other Player Notes . . . . .	28
Assistant Coaches . . . . .	7	Career Stats vs. Cardinals . . . . .	30
Team Notes . . . . .	8	2024 Stats . . . . .	33
Justin Herbert Notes . . . . .	10	Game Summaries . . . . .	35
J.K. Dobbins Notes . . . . .	18	Rosters & Transactions . . . . .	39
Derwin James Jr. Notes . . . . .	19	Media Information . . . . .	47

# BREAKING DOWN THE 2024 SCHEDULE

SERIES BREAKDOWN	2024 RECORD	NOTES
 <p><b>ALL-TIME:</b> 59-68-2  <b>HOME:</b> 31-33-1  <b>AWAY:</b> 28-35-1  <b>LAST:</b> W, 22-10 – 2024 vs. Raiders</p>	<p><b>OVERALL:</b> 2-6-0  <b>HOME:</b> 1-3-0  <b>AWAY:</b> 1-3-0  <b>STANDING:</b> 4th AFC West</p>	<p>The Chargers have won 15 of the past 21 home contests against the Raiders and defeated the Raiders in 12 of the last 20 road games. Los Angeles beat the Raiders at SoFi Stadium last season behind Khalil Mack's single-game franchise-record six sacks.</p>
 <p><b>ALL-TIME:</b> 2-6-0  <b>HOME:</b> 0-4-0  <b>AWAY:</b> 2-2-0  <b>LAST:</b> W, 26-3 – 2024 at Panthers</p>	<p><b>OVERALL:</b> 1-7-0  <b>HOME:</b> 0-3-0  <b>AWAY:</b> 1-4-0  <b>STANDING:</b> 4th NFC South</p>	<p>Los Angeles heads to Carolina to play the Panthers for just the fourth time in history and first since 2016. In the last matchup, a home game against Carolina in 2020, Justin Herbert made his second career start and threw for 330 yards, becoming the third player in NFL history to top 300 passing yards in each of his first two career starts.</p>
 <p><b>ALL-TIME:</b> 9-24-0  <b>HOME:</b> 7-9-0  <b>AWAY:</b> 2-15-0  <b>LAST:</b> L, 20-10 – 2024 at Steelers</p>	<p><b>OVERALL:</b> 6-2-0  <b>HOME:</b> 3-1-0  <b>AWAY:</b> 3-1-0  <b>STANDING:</b> 1st AFC North</p>	<p>The Bolts have won three of the last five bouts in the series, including the 2021 <i>Sunday Night Football</i> come-from-behind victory at home by four points where Justin Herbert become the first player in NFL history to throw for 350 yards and run for 90 in the same game.</p>
 <p><b>ALL-TIME:</b> 57-70-1  <b>HOME:</b> 31-32-1  <b>AWAY:</b> 26-38-0  <b>LAST:</b> L, 17-10 – 2024 vs. Chiefs</p>	<p><b>OVERALL:</b> 7-0-0  <b>HOME:</b> 4-0-0  <b>AWAY:</b> 3-0-0  <b>STANDING:</b> 1st AFC West</p>	<p>The Chargers have an all-time regular-season home record against the Chiefs of 31-31-1, with the last five matchups being decided by one score. The Chargers have won two of the last four road games against the Chiefs, including back-to-back wins in 2020 and 2021.</p>
 <p><b>ALL-TIME:</b> 56-72-1  <b>HOME:</b> 37-27-0  <b>AWAY:</b> 19-45-1  <b>LAST:</b> W, 23-16 – 2024 at Broncos</p>	<p><b>OVERALL:</b> 5-3-0  <b>HOME:</b> 2-2-0  <b>AWAY:</b> 3-1-0  <b>STANDING:</b> 2nd AFC West</p>	<p>The Bolts hold a 37-27 regular-season home record against the Broncos. In the 2022 home game on <i>Monday Night Football</i>, Los Angeles beat Denver in overtime, 19-16. 11 of the last 14 matchups in the Mile High City have been decided by one score, including six of them by less than seven points.</p>
 <p><b>ALL-TIME:</b> 11-5-0  <b>HOME:</b> 7-1-0  <b>AWAY:</b> 4-4-0  <b>LAST:</b> L, 17-15 – 2024 at Cardinals</p>	<p><b>OVERALL:</b> 4-4-0  <b>HOME:</b> 2-2-0  <b>AWAY:</b> 2-2-0  <b>STANDING:</b> 2nd NFC West</p>	<p>The Chargers hold a 11-4 (.733) all-time advantage against Arizona. Los Angeles has won five of the last six games, including a 25-24 come-from-behind victory in 2022. The Week 7 matchup marks the third-ever Monday night contest between the teams and the first since 2014.</p>
 <p><b>ALL-TIME:</b> 8-6-0  <b>HOME:</b> 4-3-0  <b>AWAY:</b> 4-3-0  <b>LAST:</b> W, 26-8 – 2024 vs. Saints</p>	<p><b>OVERALL:</b> 2-6-0  <b>HOME:</b> 1-3-0  <b>AWAY:</b> 1-3-0  <b>STANDING:</b> 3rd NFC South</p>	<p>The Chargers face the Saints for the 14th time in history, boasting a 7-6 all-time advantage. Typically high-scoring affairs, Los Angeles has eclipsed 25 points in five of the last six games. The late October matchup is the first home game for the Chargers between the teams since 2016.</p>
 <p><b>ALL-TIME:</b> 19-9-1  <b>HOME:</b> 9-4-0  <b>AWAY:</b> 10-5-1  <b>LAST:</b> W, 30-28 – 2022 at Browns</p>	<p><b>OVERALL:</b> 2-6-0  <b>HOME:</b> 1-3-0  <b>AWAY:</b> 1-3-0  <b>STANDING:</b> 4th AFC North</p>	<p>Winners of 14 of the last 18 matchups with Cleveland, the Chargers hold a 19-9-1 advantage in the regular-season series against the Browns. Los Angeles won the last matchup in Cleveland in 2022, 30-28, and is undefeated in all 14 games in the series when scoring 25 points.</p>
 <p><b>ALL-TIME:</b> 28-16-1  <b>HOME:</b> 19-3-1  <b>AWAY:</b> 9-13-0  <b>LAST:</b> L, 27-24 (OT) – 2023 at Titans</p>	<p><b>OVERALL:</b> 1-6-0  <b>HOME:</b> 0-4-0  <b>AWAY:</b> 1-2-0  <b>STANDING:</b> 4th AFC South</p>	<p>The Chargers are 28-16-1 (0.636) against the former AFL West rival. Los Angeles has won 11 of the past 14 games overall, eight straight as the home team. In the eight-straight home wins, the Bolts average 30.8 points and 401.3 net yards per game.</p>
 <p><b>ALL-TIME:</b> 22-14-0  <b>HOME:</b> 11-7-0  <b>AWAY:</b> 11-7-0  <b>LAST:</b> W, 41-22 – 2021 at Bengals</p>	<p><b>OVERALL:</b> 3-5-0  <b>HOME:</b> 0-4-0  <b>AWAY:</b> 3-1-0  <b>STANDING:</b> 3rd AFC North</p>	<p>The game will be the first home matchup for the Chargers against the Bengals since a 26-21 victory in 2018. The Bolts have won three-straight games against Cincinnati, including a 19-point victory in 2021 that saw Justin Herbert throw for 317 yards and three touchdowns, registering a 118.4 passer rating.</p>
 <p><b>ALL-TIME:</b> 5-9-0  <b>HOME:</b> 4-5-0  <b>AWAY:</b> 1-4-0  <b>LAST:</b> L, 20-10 – 2023 vs. Ravens</p>	<p><b>OVERALL:</b> 5-3-0  <b>HOME:</b> 2-1-0  <b>AWAY:</b> 3-2-0  <b>STANDING:</b> 2nd AFC North</p>	<p>The Chargers host the Ravens for the second-straight season, this time featuring brothers at the helm — Los Angeles Head Coach Jim Harbaugh and Baltimore Head Coach John Harbaugh. Last year, the Chargers and Ravens were also on primetime, squaring off on <i>Sunday Night Football</i>.</p>
 <p><b>ALL-TIME:</b> 4-8-0  <b>HOME:</b> 1-6-0  <b>AWAY:</b> 3-2-0  <b>LAST:</b> W, 20-17 – 2022 at Falcons</p>	<p><b>OVERALL:</b> 5-3-0  <b>HOME:</b> 2-3-0  <b>AWAY:</b> 3-0-0  <b>STANDING:</b> 1st NFC South</p>	<p>The Bolts have won each of the past three matchups against Atlanta by three points, including one in 2022 that saw Cameron Dicker make a game-winning kick as time expired, earning him AFC Special Teams Player of the Week honors. Nine of the 12 games in series history were decided by one score.</p>
 <p><b>ALL-TIME:</b> 8-4-0  <b>HOME:</b> 3-2-0  <b>AWAY:</b> 5-2-0  <b>LAST:</b> L, 38-31 – 2020 at Buccaneers</p>	<p><b>OVERALL:</b> 4-4-0  <b>HOME:</b> 2-3-0  <b>AWAY:</b> 2-1-0  <b>STANDING:</b> 2nd NFC South</p>	<p>With a regular-season record of 8-4 (.667) against the Buccaneers, the Bolts host Tampa Bay for the first time since 2016. Four of the past six games between the teams have been decided by one score. In the all-time series, the Chargers are 5-1 when scoring 25-plus points.</p>
 <p><b>ALL-TIME:</b> 15-24-2  <b>HOME:</b> 6-12-1  <b>AWAY:</b> 10-12-1  <b>LAST:</b> W, 6-0 – 2023 at Patriots</p>	<p><b>OVERALL:</b> 2-6-0  <b>HOME:</b> 1-3-0  <b>AWAY:</b> 1-3-0  <b>STANDING:</b> 3rd AFC East</p>	<p>Los Angeles heads to New England for second-straight season, winning 6-0 last year for the team's first shutout since 2017. The Patriots hold a 24-15-2 advantage in the all-time series, with five of the last seven matchups having been decided by less than 10 points.</p>

# CHARGERS-BROWNS SERIES HISTORY

## SERIES BREAKDOWN

<b>All-Time Series Record</b> . . . . .	19-9-1 (.672)
<b>Regular Season Series Record</b> . . . . .	19-9-1 (.672)
<b>Chargers All-Time at Browns</b> . . . . .	10-5-1 (.656)
<b>Current Streak</b> . . . . .	W, Four (4) games
<b>Last Meeting</b> . . . . .	Oct. 10, 2021 vs. Cle. — W, 47-42
<b>Longest Chargers Win Streak</b> . . . . .	Four (4) games (2017-Present)
<b>Longest Browns Win Streak</b> . . . . .	Three (3) games (1983-86)
<b>Head Coach Jim Harbaugh vs. Browns</b> . . . . .	1-0 (1.000)
<b>Harbaugh All-Time vs. Browns*</b> . . . . .	2-3 (.400)
<b>Most Career GP vs. Browns</b> . . . . .	OLB Bud Dupree (10)

\*(Including years as a player)

## TEAM SUPERLATIVES AGAINST BROWNS

<b>Most Points Scored</b> . . . . .	47 — Oct. 10, 2021 vs. Cle.
<b>Fewest Points Allowed</b> . . . . .	0 — Dec. 19, 2004 at Cle.
<b>Average Points Scored</b> . . . . .	25.1
<b>Average Points Allowed</b> . . . . .	20.1
<b>Most Points (Combined)</b> . . . . .	89 — Oct. 10, 2021 vs. Cle.
<b>Fewest Points (Combined)</b> . . . . .	13 — Oct. 28, 2012 at Cle.
<b>Largest Margin of Victory</b> . . . . .	30 — Sept. 7, 1981 at Cle.
<b>Most Total Net Yards</b> . . . . .	535 — Sept. 7, 1981 at Cle.
<b>Fewest Total Net Yards Allowed</b> . . . . .	257 — Dec. 19, 2004 at Cle.
<b>Most First Downs</b> . . . . .	27 — Oct. 10, 2021 vs. Cle.
<b>Fewest First Downs Allowed</b> . . . . .	11 — Dec. 19, 2004 at Cle.
<b>Most Net Passing Yards</b> . . . . .	386 — Dec. 6, 2009 at Cle.
<b>Fewest Net Passing Yards Allowed</b> . . . . .	66 — Oct. 28, 1973 at Cle.
<b>Most Rushing Yards</b> . . . . .	246 — Oct. 14, 2018 at Cle.
<b>Fewest Rushing Yards Allowed</b> . . . . .	26 — Dec. 3, 1995 vs. Cle.
<b>Most Takeaways</b> . . . . .	4 — Last: Sept. 23, 1990 at Cle.
<b>Fewest Giveaways</b> . . . . .	0 — Last: Oct. 9, 2022 at Cle.

## MOST RECENT SINGLE-GAME HIGHS

Category	Date	Opp.	Player	No.
<b>Completions</b>	Oct. 20, 1991	vs. Cle.	J.Friesz	33
<b>Comp. Pct.*</b>	Dec. 5, 1982	at Cle.	D.Fouts	78.3
<b>Passing Yards</b>	Oct. 10, 2021	vs. Cle.	J.Herbert	398
<b>Passing TDs</b>	Oct. 10, 2021	vs. Cle.	J.Herbert	4
<b>Passer Rating*</b>	Sept. 7, 1981	at Cle.	D.Fouts	157.1
<b>Rushing Yards</b>	Oct. 19, 2003	at Cle.	L.Tomlinson	200
<b>Rushing TDs</b>	Oct. 14, 2018	at Cle.	M.Gordon III	3
<b>Receptions</b>	Oct. 9, 2022	at Cle.	M.Williams	10
<b>Receiving Yards</b>	Sept. 7, 1981	at Cle.	C.Joiner	191
<b>Receiving TDs</b>	Oct. 10, 2021	vs. Cle.	M.Williams	2
<b>Scrim. Yards</b>	Oct. 19, 2003	at Cle.	L.Tomlinson	221
<b>Scrim. TDs</b>	Oct. 14, 2018	at Cle.	M.Gordon III	3
<b>Tackles</b>	Oct. 10, 2021	vs. Cle.	D.James Jr.	16
<b>Sacks</b>	Dec. 5, 1999	vs. Cle.	R.Johnson	3.0
<b>Interceptions</b>	Oct. 14, 2018	at Cle.	D.King	2
<b>FGs Made</b>	Dec. 3, 2017	vs. Cle.	T.Coons	4
<b>Net Punt Avg.**</b>	Oct. 10, 2021	vs. Cle.	T.Long	53.0

\*Min. 20 Pass Attempts

\*\*Min. Three (3) Punts

## ALL-TIME GAMES AGAINST BROWNS

Date	Opponent	Result	Venue
Nov. 1, 1970 . . . . .	at Cleveland . . . . .	W, 27-10 . . . . .	Cleveland Municipal Stad.
Nov. 13, 1972 . . . . .	vs. Cleveland . . . . .	L, 21-17 . . . . .	San Diego Stadium
Oct. 28, 1973 . . . . .	at Cleveland . . . . .	T, 16-16 . . . . .	Cleveland Municipal Stad.
Nov. 3, 1974 . . . . .	vs. Cleveland . . . . .	W, 36-35 . . . . .	San Diego Stadium
Oct. 24, 1976 . . . . .	at Cleveland . . . . .	L, 21-17 . . . . .	Cleveland Municipal Stad.
Dec. 4, 1977 . . . . .	vs. Cleveland . . . . .	W, 37-14 . . . . .	San Diego Stadium
Sept. 7, 1981 . . . . .	at Cleveland . . . . .	W, 44-14 . . . . .	Cleveland Municipal Stad.
Dec. 5, 1982 . . . . .	at Cleveland . . . . .	W, 30-13 . . . . .	Cleveland Municipal Stad.
Sept. 25, 1983 . . . . .	vs. Cleveland . . . . .	L, 30-24 (OT) . . . . .	Jack Murphy Stadium
Sept. 29, 1985 . . . . .	vs. Cleveland . . . . .	L, 21-7 . . . . .	Jack Murphy Stadium
Dec. 21, 1986 . . . . .	at Cleveland . . . . .	L, 47-17 . . . . .	Cleveland Municipal Stad.
Nov. 1, 1987 . . . . .	vs. Cleveland . . . . .	W, 27-24 (OT) . . . . .	Jack Murphy Stadium
Sept. 23, 1990 . . . . .	at Cleveland . . . . .	W, 24-14 . . . . .	Cleveland Municipal Stad.
Oct. 20, 1991 . . . . .	vs. Cleveland . . . . .	L, 30-24 (OT) . . . . .	Jack Murphy Stadium
Nov. 15, 1992 . . . . .	at Cleveland . . . . .	W, 14-13 . . . . .	Cleveland Municipal Stad.
Dec. 3, 1995 . . . . .	vs. Cleveland . . . . .	W, 31-13 . . . . .	Jack Murphy Stadium
Dec. 5, 1999 . . . . .	vs. Cleveland . . . . .	W, 23-10 . . . . .	Qualcomm Stadium
Oct. 7, 2001 . . . . .	at Cleveland . . . . .	L, 20-16 . . . . .	Cleveland Browns Stadium
Oct. 19, 2003 . . . . .	at Cleveland . . . . .	W, 26-20 . . . . .	Cleveland Browns Stadium
Dec. 19, 2004 . . . . .	at Cleveland . . . . .	W, 21-0 . . . . .	Cleveland Browns Stadium
Nov. 5, 2006 . . . . .	vs. Cleveland . . . . .	W, 32-25 . . . . .	Qualcomm Stadium
Dec. 6, 2009 . . . . .	at Cleveland . . . . .	W, 30-23 . . . . .	Cleveland Browns Stadium
Oct. 28, 2012 . . . . .	at Cleveland . . . . .	L, 7-6 . . . . .	Cleveland Browns Stadium
Oct. 4, 2015 . . . . .	vs. Cleveland . . . . .	W, 30-27 . . . . .	Qualcomm Stadium
Dec. 24, 2016 . . . . .	at Cleveland . . . . .	L, 20-17 . . . . .	FirstEnergy Stadium
Dec. 3, 2017 . . . . .	vs. Cleveland . . . . .	W, 19-10 . . . . .	StubHub Center
Oct. 14, 2018 . . . . .	at Cleveland . . . . .	W, 38-14 . . . . .	FirstEnergy Stadium
Oct. 10, 2021 . . . . .	vs. Cleveland . . . . .	W, 47-42 . . . . .	SoFi Stadium
Oct. 9, 2022 . . . . .	at Cleveland . . . . .	W, 30-28 . . . . .	FirstEnergy Stadium

*Did not play from 1996-98 after relocation to Baltimore, but rejoined as an expansion franchise in 1999*



# THE MATCHUP

## AT THE HELM



### JIM HARBAUGH

#### Chargers Head Coach

Overall Record: 52-25-1 (.673)  
 Reg. Season Record: 48-22-1 (.683)  
 Postseason Record: 10-7 (.588)  
 Record vs. CLE: 1-0 (1.00)  
 Away Record (Reg.): 23-13 (.639)

Hometown: Toledo, Oh.  
 College: Michigan '87

Harbaugh brings with him a winning culture, posting a 144-52 record as a collegiate head coach and a 49-22-1 record as an NFL head coach. In four years, he led the San Francisco 49ers to three-straight NFC Championship Games, including an appearance in Super Bowl XLVII.

With a keen eye for talent and an ability to develop players, Harbaugh coached nine eventual first-round selections over his nine-season tenure at Michigan (2015-23). Over the course of his four seasons (2011-14) with San Francisco, Harbaugh coached 17 players to a combined 30 Pro Bowl selections — the second-most Pro Bowlers in the NFL in that time. Eight of those players were also recognized as first-team All-Pro selections from *The Associated Press*, including linebackers Patrick Willis (twice) and NaVorro Bowman (three times).

Prior to being a head coach in the NFL, Harbaugh spent four years at the helm at Stanford University (2007-10) and three at the University of San Diego (2004-06). He turned around a Stanford program that went 1-11 in 2006 and led the Cardinal to 29 wins over his four seasons in Palo Alto, Calif., including a 12-win season that culminated in an Orange Bowl victory in 2010. Harbaugh broke into the head coaching ranks at San Diego, leading the Toreros to a 29-6 record in three years.

Harbaugh played quarterback at the University of Michigan, finishing his career as one of the most efficient passers in college football history. He posted a 21-3-1 record as a starter for the Wolverines, earning first-team All-American honors and finishing third in voting for the Heisman Trophy in 1986. Harbaugh paced the nation in 1985 in passing efficiency rating, while his career passing efficiency rating ranked as the best in NCAA history for more than 12 years following his time at Michigan.



### KEVIN STEFANSKI

#### Browns Head Coach

Overall Record: 40-38 (.513)  
 Reg. Season Record: 39-36 (.520)  
 Postseason Record: 1-2 (.333)  
 Record vs. LAC: 0-2 (.000)  
 Home Record (Reg.): 25-13 (.658)

Hometown: Philadelphia, Pa.  
 College: Penn ('04)

Kevin Stefanski was named the 18th full-time head coach in Cleveland Browns history on January 13, 2020. He spent the previous 14 seasons with the Minnesota Vikings, where he moved up the coaching ladder from assistant to the head coach to offensive coordinator.

In his first four seasons as head coach the Browns are 37-30 (.552), the highest-winning percentage for the team over a four-year stretch since 1986-89. Stefanski has led the team to two postseason appearances and two 11-win seasons. He joined Pro Football Hall of Famer Paul Brown (1951 and 1953) as the only coaches in team history to record multiple seasons with at least 11 regular season wins.

A team captain as a senior in 2003, Stefanski was part of one of the most successful stretches in the history of the Penn Quaker football program. The team won three Ivy League titles (2000, 2002 and 2003), and went 10-0 in 2003 to become the first undefeated Penn team in a decade. During Stefanski's tenure, the squad posted a 42-7 overall record and a 32-3 mark in Ivy League play and he was twice honored as an Honorable Mention All-Ivy choice in 2002 and 2004.

The Stefanski family has made a name in athletics as Kevin's father, Ed, was a basketball standout at Penn and works in the front office of the Detroit Pistons. He has previously held executive positions with the NBA's New Jersey Nets, Philadelphia 76ers, Toronto Raptors and Memphis Grizzlies.

Stefanski and wife, Michelle, have a daughter and two sons.

## 2024 REGULAR SEASON TEAM RANKINGS

**4-3**  
**3rd (AFC West)**

**2-6**  
**4th (AFC North)**

### OFFENSE (NFL RANK)

18.9 (24th) ..... Points Per Game ..... 17.3 (27th)  
 311.1 (23rd) ..... Net Yds. Per Game ..... 272.3 (31st)  
 117.1 (20th) ..... Net Rushing Yds. Per Game ..... 92.5 (27th)  
 194.0 (24th) ..... Net Passing Yds. Per Game ..... 179.8 (29th)  
 5.19 (20th) ..... Scrimmage Yds. Per Play ..... 4.27 (32nd)  
 1/0 ..... Opp. Interceptions/Return Yds. .... 5/74  
 18/109 ..... Sacks Allowed/Yds. .... 37/209  
 11/3 ..... Fumbles/Lost ..... 7/5  
 40.40% (9th) ..... Third Down Pct. .... 27.68% (32nd)  
 43.75% (30th) ..... Red Zone TD Pct. .... 61.54% (T-9th)  
 32:03 (5th) ..... Time of Possession Avg. .... 30:58 (16th)  
 4 (3rd) ..... Giveaways. .... 9 (T-14th)

### DEFENSE (NFL RANK)

13.0 (1st) ..... Points Per Game ..... 23.3 (18th)  
 305.4 (8th) ..... Net Yds. Per Game ..... 326.5 (14th)  
 112.0 (11th) ..... Net Rushing Yds. Per Game ..... 125.9 (18th)  
 193.4 (9th) ..... Net Passing Yds. Per Game ..... 200.6 (12th)  
 5.29 (13th) ..... Scrimmage Yds. Per Play ..... 5.43 (18th)  
 6/64 ..... Interceptions/ Return Yds. .... 1/0  
 18/119 ..... Sacks/Yds. .... 21/130  
 5/4 ..... Opp. Fumbles/Lost ..... 9/4  
 32.22% (5th) ..... Third Down Pct. .... 31.07% (3rd)  
 41.67% (4th) ..... Red Zone TD Pct. .... 58.33% (18th)  
 10 (T-12th) ..... Takeaways. .... 5 (T-26th)

**+6 (5th) ..... TURNOVER MARGIN ..... -4 (T-25th)**

### SPECIAL TEAMS (NFL RANK)

48.8 (14th) ..... Punts-Avg. Yds. (Gross) ..... 51.9 (3rd)  
 43.7 (T-9th) ..... Punts-Avg. Yds. (Net) ..... 44.1 (7th)  
 10.4 (17th) ..... Punt Returns-Avg. Per. .... 10.6 (T-14th)  
 8.9 (T-13th) ..... Punt Returns-Avg. Per Allowed. .... 13.3 (26th)  
 23.7 (T-28th) ..... Kickoff Returns-Avg. Per ..... 22.9 (30th)  
 28.6 (23rd) ..... Kickoff Returns-Avg. Per Allowed. ... 27.9 (20th)  
 17/18 (T-6th) ..... Field Goals Made/Attempted. ... 13/16 (T-15th)

### PENALTIES (NFL RANK)

38/296 (3rd) ..... Penalties Against/Yds. .... 67/511 (32nd)

# THE MATCHUP

## WITHIN STRIKING DISTANCE

### OLB Joey Bosa

- Needs 1.0 sacks to reach 70.0 for his career and rank No. 2 in team history.
- Needs a strip sack to be the first player to reach 10 since the beginning of the 2021 season.

### WR Derius Davis

- Needs 42 punt return yards to reach 456 for his career and move into No. 10 on the franchise's all-time punt return yards list.
- Needs a kickoff return for a touchdown to be the first player to return both a punt and a kickoff for a score in the last four seasons.

### TE Will Dissly

- Needs nine receptions to reach 35 on the year and set a new career high.

### RB J.K. Dobbins

- Needs a 100-yard rushing performance to record three on the season, matching his career high 100-yard rushing games in a single season.

### OLB Bud Dupree

- With a start on Sunday, would reach 100 career starts.

### DL Poona Ford

- Needs an interception to be the second interior defensive lineman with multiple picks in a season over the last 10 years.

### QB Justin Herbert

- Needs 10 completions to pass Hall of Fame QB Peyton Manning (1,749) for the second-most completions (1750) by a player through their first five pro seasons.
- Needs 20 completions to pass QB Derek Carr (1,759) for the most completions (1,760) by a player through their first five pro seasons.
- Needs one touchdown (passing or rushing) to tie QB Jeff Garcia (134) for the ninth-most combined touchdowns by player in his first five seasons.
- Needs two touchdowns (passing or rushing) to pass QB Jeff Garcia (134) for the ninth-most combined touchdowns by player in his first five seasons.
- Needs a 300-yard performance for the 27th of his career to pass Hall of Fame QB Dan Marino and QB Andrew Luck and tie QB Jameis Winston for the third-most by any player through their first five pro seasons.

### S Derwin James Jr.

- Needs 3.5 sacks and two interceptions to be the second defensive back since at least 2000 to have 500 tackles, 15.0 sacks and 10 interceptions within their first seven pro seasons.

### WR Ladd McConkey

- Needs eight receptions to set the franchise record for the most catches by any Charger in their first eight career games (WR Keenan Allen, 38 receptions).
- Needs 100 receiving yards to be the second Chargers rookie to record back-to-back 100-yard receiving games (WR Keenan Allen, 2013 Week 12-13 and 5-6).

### DL Teair Tart

- Needs an interception to be the second interior defensive lineman with multiple picks in a season over the last 10 years.

## 2024 INDIVIDUAL LEADERS

4-3  
3rd (AFC West)

2-6  
4th (AFC North)

### PASSING YARDS

Herbert . . . . .1,443	Watson . . . . .1,148
Heinicke. . . . . 24	Winston. . . . . 417
	Thompson-Robinson . . . . 82

### RUSHING YARDS

Dobbins. . . . . 535	Ford. . . . .264
Edwards . . . . .113	Foreman . . . . . 155
Herbert . . . . . 83	Watson . . . . . 148

### RECEIVING YARDS

McConkey . . . . . 376	Judy . . . . .345
Palmer . . . . . 243	Cooper*. . . . .250
Dissly . . . . . 233	Njoku. . . . .226
Johnston . . . . . 164	Moore . . . . . 221

### POINTS SCORED

Dicker . . . . .60	Hopkins. . . . . 48
Dobbins . . . . . 24	Tillman . . . . . 14
McConkey . . . . . 24	Three tied. . . . . 12

### INTERCEPTIONS

Molden. . . . . 2	Owusu-Koramoah . . . . .1
Four tied . . . . .1	

### SACKS

Mack . . . . .3.5	Smith. . . . . 5.0
Dupree. . . . . 3.0	Garrett . . . . . 4.0
Bosa. . . . . 2.0	Owusu-Koramoah . . . . . 3.0

### TACKLES (SOLO)

Henley . . . . . 51 (34)	Owusu-Koramoah . . .60 (38)
Perryman. . . . .42 (30)	Delpit. . . . . 44 (29)
James Jr. . . . .38 (25)	Emerson . . . . .39 (29)
Gilman. . . . .33 (20)	Bush. . . . . 28 (17)

### KICKOFF RETURNS (AVG.)

Davis . . . . .4 (21.3)	Strong . . . . .9 (23.1)
-------------------------	--------------------------

### PUNT RETURNS (AVG.); FC

Davis . . . . . 5 (11.0); 12	Darden . . . . . 15 (11.8); 2
------------------------------	-------------------------------

### FIELD GOALS

Dicker . . . . . 17-18 (94.4%)	Hopkins. . . . . 13-16 (81.3%)
--------------------------------	--------------------------------

### PUNTS (GROSS/NET AVG.)

Scott . . . . .35 (48.8/43.7)	Bojorquez. . . . 44 (51.9/44.1)
-------------------------------	---------------------------------

\*Player no longer with team.

# CHARGERS-BROWNS CONNECTIONS

## COLLEGE CONNECTIONS

<b>M</b>	LAC	Jim Harbaugh	2015-23
	LAC	Jesse Minter	2022-23
	LAC	Rick Minter	2022-23
	LAC	Ben Rabe	2019-23
	LAC	Dylan Roney	2021-23
	LAC	Mike Elston	2022-23
	LAC	Steve Clinkscale	2021-23
	LAC	Devin Woodhouse	2023
	LAC	Lincoln DeWolf	2023
	LAC	Ben Herbert	2018-23
LAC	RB Hassan Haskins	2018-21	
LAC	LB Junior Colson	2021-23	
CLE	DT Maurice Hurst	2013-17	
CLE	LB Devin Bush	2016-18	
CLE	OLB Khaleke Hudson	2016-19	
CLE	G Zak Zinter	2020-23	

<b>A</b>	LAC	C Bradley Bozeman	2013-17
	LAC	P JK Scott	2014-17
	LAC	DL Justin Eboigbe	2019-23
	CLE	Tommy Rees	2023
	CLE	DT Dalvin Tomlinson	2012-16
	CLE	DB Tony Brown	2014-17
	CLE	T Jedrick Wills	2017-19
	CLE	WR Jerry Jeudy	2017-19
CLE	RB Jerome Ford	2018-19	

<b>U</b>	LAC	LB Denzel Perryman	2011-14
	CLE	TE David Njoku	2014-16

<b>Okla</b>	LAC	S AJ Finley	2019-22
	LAC	DB Deane Leonard	2020-21
	CLE	WR Elijah Moore	2018-20

<b>N</b>	LAC	T Rashawn Slater	2017-20
	CLE	Tommy Rees	2015, 2017-22
	CLE	CB Greg Newsome II	2018-20
	CLE	CB Cameron Mitchell	2019-22

<b>IND</b>	LAC	Mike Elston	2010-21
	LAC	Chris O'Leary	2018-23
	LAC	S Alohi Gilman	2017-19
	LAC	CB Cam Hart	2019-23
	CLE	Dale Jones	2017
	CLE	Tommy Rees	2010-13
CLE	LB Jeremiah Owusu-Koramoah	2017-20	

<b>OHIO STATE</b>	LAC	OLB Joey Bosa	2013-15
	LAC	RB J.K. Dobbins	2017-19
	CLE	CB Denzel Ward	2015-17
	CLE	S Ronnie Hickman Jr.	2019-22
	CLE	T Dawand Jones	2019-22

<b>O</b>	LAC	QB Justin Herbert	2016-19
	LAC	LB Troy Dye	2016-19
	CLE	CB Kahlef Hailassie	2018

<b>TEXAS</b>	LAC	DL Poona Ford	2014-17
	CLE	LB Jordan Hicks	2010-14
	CLE	TE Geoff Swaim	2013-14
	CLE	RB D'Onta Foreman	2014-16

<b>T</b>	LAC	Robert Muschamp	2019-20
	LAC	WR Joshua Palmer	2017-20
	CLE	WR Cedric Tillman	2018-22

<b>Ucla</b>	LAC	DL Otito Ogbonna	2018-21
	CLE	QB Dorian Thompson-Robinson	2018-22

Underlined indicates coaching or administrative roles.

## NOTEWORTHY BONDS

Chargers **Head Coach Jim Harbaugh** and Cleveland **Assistant Head Coach/Special Teams Coordinator Bubba Ventrone** were on the same coaching staff during Harbaugh's final two seasons with the 49ers in 2013 and 2014.

Chargers **Offensive Coordinator Greg Roman** and **Offensive Assistant/Quarterbacks Coach Jonathan Goodwin** also crossed paths with Ventrone in his time in San Francisco. Los Angeles **Linebackers Coach NaVorro Bowman** and **Assistant Defensive Line Coach Will Tukuafu** played for the 49ers during Ventrone's two seasons with the team.

Chargers **Head Coach Jim Harbaugh**, **Defensive Coordinator Jesse Minter**, **Senior Defensive Analyst Rick Minter**, **Director of Performance Analytics Ben Rabe**, **Defensive Assistant Dylan Roney**, **Defensive Line Coach Mike Elston**, **Defensive Backs Coach Steve Clinkscale**, **Head of Strength and Conditioning Devin Woodhouse**, **Performance Analyst Lincoln DeWolf**, **Executive Director of Player Performance Ben Herbert**, **LB Junior Colson** and Cleveland **G Zak Zinter** were on the 2023 Michigan team that won the College Football Playoff National Championship Game.

Chargers **C Bradley Bozeman** and **P JK Scott** won the College Football Playoff National Championship game at Alabama in the 2015 and 2017 seasons. Browns **DT Dalvin Tomlinson** and **DB Tony Brown** were on the 2015 team while Browns **T Jedrick Wills**, **WR Jerry Jeudy** and **Brown** were on the 2017 team.

Los Angeles **Senior Offensive Assistant Marc Trestman** spent two seasons on the Browns' coaching staff from 1988-1989.

Browns **Director of Strength and Conditioning Larry Jackson** (2017) and **Tight Ends Coach/Pass Game Specialist Tommy Rees** (2016) each spent time with the Chargers earlier in their coaching careers. Browns **Defensive Line Coach Jacques Cesaire** played for the Chargers from 2003-2011, before joining the team's coaching staff from 2015-2019. Cleveland **K Dustin Hopkins** also spent two seasons (2021-22) with the Bolts.

## PRO CONNECTIONS

General Manager Joe Hortiz (1998-23)		Defensive Coordinator Jim Schwartz (1996-98)
Defensive Coordinator Jesse Minter (2017-20)		DE Za'Darius Smith (2015-18)
RGC/TEs Coach Andy Bischoff (2015-20)		
Offensive Coordinator Greg Roman (2006-07, 2017-22)		
Sr. Offensive Assistant Marc Trestman (2015-16)		
S Tony Jefferson (2017-19)		
TE Hayden Hurst (2018-19)		
C Bradley Bozeman (2018-21)		


Offensive Coordinator Greg Roman (1995-01)		Sr. Offensive Assistant Bill Musgrave (1999-00)
C Bradley Bozeman (2022-23)		RBs Coach Duce Staley (2023)
WR DJ Chark Jr. (2023)		RB D'Onta Foreman (2022)


OLB Khalil Mack (2018-21)		G Germain Ifoedi (2020-21)
---------------------------	---------------------------------------------------------------------------------------	----------------------------

RGC/TEs Coach Andy Bischoff (2021)		DL Coach Jacques Cesaire (2022-23)
OL Coach Mike Devlin (2015-20)		RB D'Onta Foreman (2017-18)
QBs Coach Shane Day (2023)		TE Jordan Akins (2018-22)
QB Taylor Heinicke (2017)		
LB Denzel Perryman (2023)		

OLB Khalil Mack (2014-17)		Sr. Offensive Assistant Bill Musgrave (1997, 2015-16)
LB Denzel Perryman (2021-22)		LBs Coach Jason Tarver (2012-14)
		DT Shelby Harris (2014-15)
		DT Quinton Jefferson (2021)

OLB Bud Dupree (2015-20)		ILB Devin Bush (2019-22)
--------------------------	---------------------------------------------------------------------------------------	--------------------------

WRs Coach Sanjay Lal (2020, 2022-23)		OL Coach Andy Dickerson (2021-23)
Asst. DL Coach Will Tukuafu (2014-17, 21-23)		G Germain Ifoedi (2016-19)
DL Poona Ford (2018-22)		DT Quinton Jefferson (2016-19, 2022)
TE Will Dissly (2018-23)		C Ethan Pocic (2017-21)
		DT Shelby Harris (2022)

DL Teair Tart (2020-23)		Defensive Coordinator Jim Schwartz (2021-22)
CB Kristian Fulton (2020-23)		RB D'Onta Foreman (2020-21)
DB Elijah Molden (2021-23)		TE Geoff Swaim (2021-22)
OLB Bud Dupree (2021-22)		
RB Hassan Haskins (2022-23)		

*Italicized* indicates coaches who were players at the time.



# ASSISTANT COACHES



**RYAN FICKEN**

**SPECIAL TEAMS COORDINATOR**

18TH NFL SEASON | 3RD SEASON WITH CHARGERS



**GREG ROMAN**

**OFFENSIVE COORDINATOR**

26TH NFL SEASON | 1ST SEASON WITH CHARGERS



**NAVORRO BOWMAN**

**LINEBACKERS**

9TH NFL SEASON | 1ST SEASON WITH CHARGERS



**JEFF CARPENTER**

**OFFENSIVE QUALITY CONTROL/WIDE RECEIVERS**

1ST NFL SEASON | 1ST SEASON WITH CHARGERS



**SHANE DAY**

**QUARTERBACKS**

16TH NFL SEASON | 3RD SEASON WITH CHARGERS



**MIKE ELSTON**

**DEFENSIVE LINE**

1ST NFL SEASON | 1ST SEASON WITH CHARGERS



**CHRIS GOULD**

**ASSISTANT SPECIAL TEAMS**

10TH NFL SEASON | 3RD SEASON WITH CHARGERS



**MIKE HIESTAND**

**DEFENSIVE ASSISTANT**

6TH NFL SEASON | 3RD SEASON WITH CHARGERS



**KIEL McDONALD**

**RUNNING BACKS**

1ST NFL SEASON | 1ST SEASON WITH CHARGERS



**ROBERT MUSCHAMP**

**DEFENSIVE QUALITY CONTROL**

2ND NFL SEASON | 2ND SEASON WITH CHARGERS



**DYLAN RONEY**

**DEFENSIVE ASSISTANT**

1ST NFL SEASON | 1ST SEASON WITH CHARGERS



**MARC TRESTMAN**

**SENIOR OFFENSIVE ASSISTANT**

25TH NFL SEASON | 1ST SEASON WITH CHARGERS



**JESSE MINTER**

**DEFENSIVE COORDINATOR**

5TH NFL SEASON | 1ST SEASON WITH CHARGERS



**ANDY BISCHOFF**

**RUN GAME COORDINATOR/TIGHT ENDS**


12TH NFL SEASON | 1ST SEASON WITH CHARGERS



**MARCUS BRADY**

**PASSING GAME COORDINATOR**


7TH NFL SEASON | 1ST SEASON WITH CHARGERS



**STEVE CLINKSCALE**

**DEFENSIVE BACKS**

1ST NFL SEASON | 1ST SEASON WITH CHARGERS



**MIKE DEVLIN**

**OFFENSIVE LINE**

29TH NFL SEASON | 1ST SEASON WITH CHARGERS



**JONATHAN GOODWIN**

**OFFENSIVE ASSISTANT/QUARTERBACKS**

14TH NFL SEASON | 1ST SEASON WITH CHARGERS



**NICK HARDWICK**

**ASSISTANT OFFENSIVE LINE**

12TH NFL SEASON | 12TH SEASON WITH CHARGERS



**SANJAY LAL**

**WIDE RECEIVERS**

18TH NFL SEASON | 1ST SEASON WITH CHARGERS



**RICK MINTER**

**SENIOR DEFENSIVE ANALYST**

4TH NFL SEASON | 1ST SEASON WITH CHARGERS



**CHRIS O'LEARY**

**SAFETIES**

1ST NFL SEASON | 1ST SEASON WITH CHARGERS



**PHIL SERCHIA**

**OFFENSIVE ASSISTANT**

2ND NFL SEASON | 2ND SEASON WITH CHARGERS



**WILL TUKUAFU**

**ASSISTANT DEFENSIVE LINE**

4TH NFL SEASON | 1ST SEASON WITH CHARGERS



# TEAM NOTES

## WELCOME TO L.A.



23 players on Los Angeles' active roster are new this season.

### HOW NEW CHARGERS WERE ACQUIRED

How Acquired	New Players
Draft Selections	8
Undrafted Free Agents/IPP	0
Veteran Free Agents	11
Practice Squad Signings	0
Trades	2
Waiver Claims	1
<b>Totals</b>	<b>23</b>

### NEW CHARGERS ON THE ACTIVE ROSTER

Pos.	Player	Exp.	How Acq.
T	Joe Alt	R	Draft Selection (1-5)
CB	Dicaprio Bootle	2	Free Agent
C	Bradley Bozeman	7	Free Agent
LB	Junior Colson	R	Draft Selection (3-69)
TE	Will Dissly	7	Free Agent
RB	J.K. Dobbins	5	UFA (Baltimore)
OLB	Bud Dupree	10	Free Agent
LB	Troy Dye	5	UFA (Minnesota)
DL	Justin Eboigbe	R	Draft Selection (4-105)
DL	Poona Ford	7	UFA (Buffalo)
CB	Kristian Fulton	5	UFA (Tennessee)
CB	Cam Hart	R	Draft Selection (5-140)
RB	Hassan Haskins	3	Waivers (Tennessee)
QB	Taylor Heinicke	7	Trade (Atlanta)
TE	Hayden Hurst	7	Free Agent
WR	Ladd McConkey	R	Draft Selection (2-34)
DB	Elijah Molden	4	Trade (Tennessee)
LB	Denzel Perryman	10	UFA (Houston)
WR	Brenden Rice	R	Draft Selection (7-225)
CB	Tarheeb Still	R	Draft Selection (5-137)
DL	Teair Tart	5	Free Agent
TE	Eric Tomlinson	8	Free Agent
RB	Kimani Vidal	R	Draft Selection (6-181)

## COACH LOCATIONS

For the 2024 season, 16 members of the Chargers coaching staff will be down on the sideline while nine others will be up in the booth. The location of each coach can be seen below:

### CHARGERS COACHES DOWN ON THE SIDELINE (16)

Name	Position
Jim Harbaugh	Head Coach
Ryan Ficken	Special Teams Coordinator
Jesse Minter	Defensive Coordinator
Andy Bischoff	Run Game Coordinator/Tight Ends
NaVorro Bowman	Linebackers
Marcus Brady	Passing Game Coordinator
Steve Clinkscale	Defensive Backs
Shane Day	Quarterbacks
Mike Devlin	Offensive Line
Mike Elston	Defensive Line
Jonathan Goodwin	Offensive Assistant/Quarterbacks
Chris Gould	Assistant Special Teams
Nick Hardwick	Assistant Offensive Line
Sanjay Lal	Wide Receivers
Kiel McDonald	Running Backs
Dylan Roney	Defensive Assistant

### CHARGERS COACHES UP IN THE BOOTH (9)

Name	Position
Greg Roman	Offensive Coordinator
Jeff Carpenter	Offensive Quality Control/Wide Receivers
Mike Hiestand	Defensive Assistant
Rick Minter	Senior Defensive Analyst
Robert Muschamp	Defensive Quality Control
Chris O'Leary	Safeties
Phil Serchia	Offensive Assistant
Marc Trestman	Senior Offensive Assistant
Will Tukuafu	Assistant Defensive Line

## TEAM NOTES

### WINNING THE TAKEAWAY BATTLE

The Chargers have recorded 10 takeaways and four giveaways this season, a plus-six turnover differential that is tied for the third-best in the NFL in 2024.

Los Angeles' offense protects the football as well as any team in the NFL, as the four giveaways by the Bolts are the fifth fewest in the league.

#### TURNOVER DIFFERENTIAL, NFL, 2024

Rank	Team	TA	GA	Diff.
1.	Buffalo Bills	14	3	+11
2.	Detroit Lions	15	5	+10
3.	Pittsburgh Steelers	15	5	+10
4.	Green Bay Packers	19	12	+7
5.	<b>Los Angeles Chargers</b>	<b>10</b>	<b>4</b>	<b>+6</b>

#### GIVEAWAYS LEADERS, NFL, 2024

Rank	Team	Giveaways
1.	Buffalo Bills	3
	Washington Commanders	3
3.	<b>Los Angeles Chargers</b>	<b>4</b>
4.	Pittsburgh Steelers	5
	Detroit Lions	5

### FORCING THREE-AND-OUTS

The Los Angeles defense has forced the offense into a three-and-out on 21 of the team's 77 defensive drives (27.3 pct.). It's the fifth highest defensive three-and-out rate in the AFC and ranks No. 6 in the NFL in 2024.

#### DEFENSIVE THREE-AND-OUT PERCENTAGE, NFL, 2024

Rank	Team	Percentage
1.	Miami Dolphins	30.4
2.	Tennessee Titans	29.5
3.	Seattle Seahawks	28.7
4.	Pittsburgh Steelers	28.2
5.	New York Jets	27.9
6.	<b>Los Angeles Chargers</b>	<b>27.3</b>
7.	Denver Broncos	24.5
	Houston Texans	24.5

### KEEPING OPPONENTS OFF THE BOARD

The Bolts defense has the best defensive scoring efficiency in the NFL, allowing scores on 23.4 percent of drives this season.

#### DEFENSIVE SCORING EFFICIENCY, NFL, 2024

Rank	Team	Drives	Scoring Drives	Sc. Eff.
1.	<b>L.A. Chargers</b>	<b>77</b>	<b>18</b>	<b>23.4</b>
2.	Denver	94	24	25.5
3.	Minnesota	80	22	27.5
4.	Pittsburgh	85	24	28.2
5.	Buffalo	83	26	31.3

### A TOP DEFENSE

The Chargers rank No. 1 in the NFL in scoring defense in 2024, allowing just 13.0 points per game so far this season.

Los Angeles' defense is also among the best in other major categories, ranking eighth in total defense (305.4 total net yards per game), 11th in rushing defense (112.0 rushing yards per game) and ninth in passing defense (193.4 net passing yards per game).

#### POINTS ALLOWED PER GAME, NFL, 2024

Rank	Team	Points Allowed/Game
1.	<b>Los Angeles Chargers</b>	<b>13.0</b>
2.	Pittsburgh Steelers	14.9
3.	Denver Broncos	15.0
4.	Chicago Bears	17.0
5.	Kansas City Chiefs	17.6

#### TOTAL NET YARDS ALLOWED PER GAME, NFL, 2024

Rank	Team	Total Net Yards/Game
1.	Tennessee Titans	265.4
2.	Houston Texans	280.3
3.	Denver Broncos	282.6
4.	New York Jets	286.8
5.	Kansas City Chiefs	295.0
6.	Miami Dolphins	300.0
7.	Philadelphia Eagles	300.9
8.	<b>Los Angeles Chargers</b>	<b>305.4</b>
9.	Pittsburgh Steelers	310.3
10.	San Francisco 49ers	314.8

#### RUSHING YARDS ALLOWED PER GAME, NFL, 2024

Rank	Team	Rushing Yards/Game
1.	Baltimore Ravens	69.9
2.	Kansas City Chiefs	82.3
3.	Minnesota Vikings	83.9
4.	Pittsburgh Steelers	90.5
5.	Detroit Lions	101.9
6.	San Francisco 49ers	105.8
7.	Denver Broncos	106.4
8.	Philadelphia Eagles	107.0
9.	Jacksonville Jaguars	111.0
10.	Green Bay Packers	111.6
11.	<b>Los Angeles Chargers</b>	<b>112.0</b>

#### NET PASSING YARDS ALLOWED PER GAME, NFL, 2024

Rank	Team	Net Passing Yards/Game
1.	Tennessee Titans	151.6
2.	New York Jets	161.1
3.	Houston Texans	164.3
4.	Denver Broncos	176.3
	Miami Dolphins	176.3
6.	New York Giants	179.4
7.	Washington Commanders	186.8
8.	Las Vegas Raiders	189.1
9.	<b>Los Angeles Chargers</b>	<b>193.4</b>
10.	Philadelphia Eagles	193.9

# JUSTIN HERBERT

## THE LAW OF AVERAGES

Justin Herbert ranks No. 6 in NFL history averaging 270.5 passing yards per game among players with at least 1,000 attempts. Meanwhile, Herbert's 1.6 career interception percentage ranks No. 3 in NFL history and his 95.9 passer rating ranks 16th all-time (min. 1,000 attempts).

### PASSING YARDS PER GAME, MIN. 1,000 ATT., NFL HISTORY

Rank	Team/s	Player	Passing Yards/Game
1.	K.C.	QB Patrick Mahomes	292.0
2.	S.D./N.O.	QB Drew Brees	280.0
3.	Ind.	QB Andrew Luck	275.2
4.	Det./LAR	QB Matthew Stafford	271.0
5.	Ind./Den.	QB Peyton Manning	270.5
<b>6.</b>	<b>LAC</b>	<b>QB Justin Herbert</b>	<b>270.5</b>
7.	Atl./Ind.	QB Matt Ryan	268.3
8.	Cin	QB Joe Burrow	267.9

## HERBERT AS A PRO

Since entering the NFL, Justin Herbert ranks inside the NFL's top five in completions, passing yards, passing touchdowns and combined touchdowns. His 26 games with 300-plus passing yards rank tied for No. 2 in the NFL since 2020.

### PASSING COMPLETIONS, NFL, SINCE 2020

Rank	Team/s	Player	Completions
1.	K.C.	QB Patrick Mahomes	1,816
<b>2.</b>	<b>LAC</b>	<b>QB Justin Herbert</b>	<b>1,740</b>
3.	Buf.	QB Josh Allen	1,692
4.	LAR/Det.	QB Jared Goff	1,631
5.	L.V./N.O.	QB Derek Carr	1,546

### PASSING YARDS, NFL, SINCE 2020

Rank	Team/s	Player	Passing Yards
1.	K.C.	QB Patrick Mahomes	20,663
2.	Buf.	QB Josh Allen	19,306
<b>3.</b>	<b>LAC</b>	<b>QB Justin Herbert</b>	<b>18,666</b>
4.	LAR/Det.	QB Jared Goff	17,905
5.	Min./Atl.	QB Kirk Cousins	17,470

### PASSING TOUCHDOWNS, NFL, SINCE 2020

Rank	Team/s	Player	Passing Touchdowns
1.	Buf.	QB Josh Allen	151
	K.C.	QB Patrick Mahomes	151
3.	Min./Atl.	QB Kirk Cousins	129
4.	G.B./NYJ	QB Aaron Rodgers	123
<b>5.</b>	<b>LAC</b>	<b>QB Justin Herbert</b>	<b>122</b>
6.	Dal.	QB Dak Prescott	115

### COMBINED TOUCHDOWNS, NFL, SINCE 2020

Rank	Team/s	Player	Combined Touchdowns
1.	Buf.	QB Josh Allen	190
2.	K.C.	QB Patrick Mahomes	160
<b>3.</b>	<b>LAC</b>	<b>QB Justin Herbert</b>	<b>133</b>
	Min./Atl.	QB Kirk Cousins	133
5.	G.B./NYJ	QB Aaron Rodgers	130

## BIG-TIME PERFORMER

After he set rookie records in 2020 with eight 300-yard games and six three-touchdown performances, Justin Herbert continues to put up big-time performances.

Herbert has topped 300 passing yards 26 times in his career, tied for the fourth-most in a player's first five pro seasons in NFL history.

### MOST GAMES WITH 300-PLUS PASSING YARDS, FIRST FIVE SEASONS, NFL HISTORY

Rank	Team	Player	Games
1.	K.C.	QB Patrick Mahomes	31
2.	StL	QB Kurt Warner*	29
3.	T.B.	QB Jameis Winston	27
4.	Mia.	QB Dan Marino*	26
	Ind.	QB Andrew Luck	26
	<b>LAC</b>	<b>QB Justin Herbert</b>	<b>26</b>
7.	LAR	QB Jared Goff	25

\*Pro Football Hall of Famer

Herbert has thrown for at least three touchdowns in 19 games, tied for No. 5 over a player's first five seasons. He has thrown multiple touchdown passes in 37 career games, tied for the ninth-most by a player through their first five professional seasons.

### MOST GAMES WITH THREE-PLUS TOUCHDOWN PASSES, FIRST FIVE SEASONS, NFL HISTORY

Rank	Team	Player	Games
1.	Mia.	QB Dan Marino*	33
2.	K.C.	QB Patrick Mahomes	28
3.	StL	QB Kurt Warner*	21
4.	Buf.	QB Josh Allen	20
<b>5.</b>	<b>LAC</b>	<b>QB Justin Herbert</b>	<b>19</b>
	Ind.	QB Peyton Manning*	19
7.	Atl.	QB Matt Ryan	18
	Cin.	QB Joe Burrow	18
	Cin.	QB Andy Dalton	18
	Dal.	QB Dak Prescott	18

### MOST GAMES WITH MULTIPLE TOUCHDOWN PASSES, FIRST FIVE SEASONS, NFL HISTORY

Rank	Team	Player	Games
1.	Mia.	QB Dan Marino*	50
	K.C.	QB Patrick Mahomes	46
3.	Buf.	QB Josh Allen	45
	Ind.	QB Andrew Luck	45
5.	Ind.	QB Peyton Manning*	43
6.	Cin.	QB Andy Dalton	40
7.	Atl.	QB Matt Ryan	39
8.	S.F.	QB Jeff Garcia	38
<b>9.</b>	<b>LAC</b>	<b>QB Justin Herbert</b>	<b>37</b>
	Cin.	QB Joe Burrow	37
	Phi.	QB Carson Wentz	37
	Sea.	QB Russell Wilson	37
	T.B.	QB Jameis Winston	37
14.	—	Two Other Players	35

\*Pro Football Hall of Famer



# JUSTIN HERBERT

## COMPLETING RECORDS

After setting the rookie completions record in 2020, **Justin Herbert** has completed 1,740 career passes, the third-most in NFL history through a player's first five seasons.

### COMPLETIONS, FIRST FIVE SEASONS, NFL HISTORY

Rank	Team	Player	Completions
1.	Oak.	QB Derek Carr	1,759
2.	Ind.	QB Peyton Manning*	1,749
<b>3.</b>	<b>LAC</b>	<b>QB Justin Herbert</b>	<b>1,740</b>
4.	Atl.	QB Matt Ryan	1,654
5.	Mia.	QB Ryan Tannehill	1,653

*\*Pro Football Hall of Famer*

Herbert set the all-time records as the fastest player in NFL history to reach 1,000 completions (38th career game) and 1,500 completions (57th career game). The fifth-year passer was recently the fastest to reach 1,700 completions in NFL history (68th career game) and is on pace to break the record for the fewest games to reach 2,000 completions. He also completed the most passes by any player in their first 50 career games in NFL history.

### FEWEST GAMES TO 1,700 COMPLETIONS, NFL HISTORY

Rank	Team/s	Player	Games
<b>1.</b>	<b>LAC</b>	<b>QB Justin Herbert</b>	<b>68</b>
2.	K.C.	QB Patrick Mahomes	69
3.	Det.	QB Matthew Stafford	71
4.	Was./Min.	QB Kirk Cousins	74
5.	Ind.	QB Andrew Luck	75
	Phi./Ind.	QB Carson Wentz	75

### FEWEST GAMES TO 2,000 COMPLETIONS, NFL HISTORY

Rank	Team/s	Player	Games
1.	K.C.	QB Patrick Mahomes	81
2.	Det.	QB Matthew Stafford	83
3.	Ind.	QB Andrew Luck	86
4.	Dal.	QB Dak Prescott	89
	LAR/Det.	QB Jared Goff	89
	Was./Min.	QB Kirk Cousins	89
<b>—</b>	<b>LAC</b>	<b>QB Justin Herbert</b>	<b>69</b>

Herbert completed the second-most passes ever by any player before turning 26 years old and currently has the fourth-most completions in history by any player before turning 27 years old.

### COMPLETIONS BEFORE TURNING 27 YEARS OLD, NFL HISTORY

Rank	Team/s	Player	Completions
1.	N.E.	QB Drew Bledsoe	1,887
2.	Det.	QB Matthew Stafford	1,848
3.	Ind.	QB Peyton Manning*	1,749
<b>4.</b>	<b>LAC</b>	<b>QB Justin Herbert</b>	<b>1,740</b>
5.	LAR/Det.	QB Jared Goff	1,667
6.	Buf.	QB Josh Allen	1,604
	K.C.	QB Patrick Mahomes	1,604

*\*Pro Football Hall of Famer*

## CLOSING OUT WINS

**Justin Herbert** has been clutch late in games dating back to his rookie season. In his career, Herbert has engineered 14 game-winning drives in the fourth quarter or overtime, tied for the third-most since he entered the NFL in 2020.

### JUSTIN HERBERT'S CAREER GAME-WINNING DRIVES

Game	Drive Length	Game-Winning Score
Dec. 13, 2020 vs. Atl.	6 plays, 49 yds (0:31)	Badgley 43-yd FG
Dec. 17, 2020 at L.V.	5 plays, 75 yds (1:49)	Herbert 1-yd TD run*
Dec. 27, 2020 vs. Den.	7 plays, 56 yds (2:01)	Badgley 37-yd FG
Sept. 12, 2021 at Was.	3 plays, 3 yds (0:45)	M.Williams 3-yd TD rec.
Sept. 26, 2021 at K.C.	8 plays, 59 yds (1:10)	M.Williams 4-yd TD rec.
Oct. 10, 2021 vs. Cle.	5 plays, 48 yds (0:31)	Ekeler 3-yd TD run
Nov. 7, 2021 at Phi.	15 plays, 64 yds (6:05)	Hopkins 29-yd FG
Nov. 21, 2021 vs. Pit.	3 plays, 75 yds (1:15)	M.Williams 53-yd TD rec.
Oct. 9, 2022 at Cle.	13 plays, 66 yds (6:26)	Bertolet 27-yd FG
Oct. 17, 2022 vs. Den.	4 plays, 7 yds (2:08)	Hopkins 39-yd FG*
Nov. 6, 2022 at Atl.	3 plays, 24 yds (0:34)	Dicker 37-yd FG
Nov. 27, 2022 at Ari.	7 plays, 38 yds (1:33)	Ekeler 1-yd TD rec.
Dec. 18, 2022 vs. Ten.	6 plays, 52 yards (0:44)	Dicker 43-yd FG
Sept. 24, 2023 at Min.	7 plays, 75 yards (3:15)	Palmer 30-yd TD rec.

*\*Game-winning drive was in overtime*

### GAME-WINNING DRIVES IN FOURTH QUARTER OR OVERTIME, NFL, SINCE 2020

Rank	Team/s	Player	Game-Winning Drives
1.	Min./Atl.	QB Kirk Cousins	18
2.	L.V./N.O.	QB Derek Carr	15
<b>3.</b>	<b>LAC</b>	<b>QB Justin Herbert</b>	<b>14</b>
	K.C.	QB Patrick Mahomes	14
5.	T.B.	QB Tom Brady	13

Herbert posted a game-winning drive in the fourth quarter or overtime of three-straight games in 2020, becoming just the third rookie to do so since the 1970 NFL-AFL merger. The two others — Ben Roethlisberger (2004) and Vince Young (2006) — also won Offensive Rookie of the Year honors from *The Associated Press*.

### ROOKIE QUARTERBACKS WITH THREE CONSECUTIVE GAME-WINNING DRIVES, SINCE 1970

Season	Team	Quarterback	Consecutive Games
<b>2020</b>	<b>LAC</b>	<b>Justin Herbert*</b>	<b>3 (Dec. 13 — Dec. 27)</b>
2006	Ten.	Vince Young*	3 (Nov. 26 — Dec. 10)
2004	Pit.	Ben Roethlisberger*	3 (Dec. 5 — Dec. 18)

*\*Won AP Offensive Rookie of the Year*

# JUSTIN HERBERT



## CAPTAIN COMEBACK

Justin Herbert has led the Bolts to 11 career come-from-behind victories in the fourth quarter or overtime.

### HERBERT'S FOURTH QUARTER/OVERTIME COMEBACK WINS

Date	Opponent	4Q/OT Deficit	Result
Dec. 17, 2020	at Las Vegas	24-27 (OT)	W, 30-27 (OT)
Sept. 12, 2021	at Washington	13-16	W, 20-16
Sept. 26, 2021	at Kansas City	21-24	W, 30-24
Oct. 10, 2021	vs. Cleveland	35-42	W, 47-42
Nov. 7, 2021	at Philadelphia	16-17	W, 27-24
Nov. 21, 2021	vs. Pittsburgh	34-37	W, 37-34
Oct. 9, 2022	at Cleveland	27-28	W, 30-28
Oct. 17, 2022	vs. Denver	13-16	W, 19-16 (OT)
Nov. 6, 2022	at Atlanta	14-17	W, 20-17
Nov. 27, 2022	at Arizona	17-24	W, 25-24
Sept. 24, 2023	at Minnesota	21-24	W, 28-24

Herbert's 11 career come-from-behind wins in the fourth quarter or overtime are the third-most in NFL since he entered the professional ranks in 2020.

### FOURTH QUARTER/OVERTIME COMEBACK WINS, NFL, SINCE 2020

Rank	Team	Player	4Q/OT Comeback Wins
1.	Min./Atl.	QB Kirk Cousins	15
2.	K.C.	QB Patrick Mahomes	12
3.	LAC	QB Justin Herbert	11
4.	Sea./Den./Pit.	QB Russell Wilson	10
	L.V./N.O.	QB Derek Carr	10
	Pit.	QB Ben Roethlisberger	10
	T.B.	QB Tom Brady	10

## HERBERT SETS PASSING YARDS RECORD

In 2023, Justin Herbert set the record for passing yards through a player's first four seasons (17,223). His 18,666 career passing yards rank No. 8 in NFL history through the first five seasons of a career. Herbert is also the only player ever to eclipse 4,000 yards in each of his first three years and the only player to top 4,500 yards in two of his first three seasons.

### PASSING YARDS, FIRST FIVE SEASONS, NFL HISTORY

Rank	Team	Player	Passing Yards
1.	Ind.	QB Peyton Manning*	20,618
2.	T.B.	QB Jameis Winston	19,737
3.	Mia.	QB Dan Marino*	19,422
4.	Ind.	QB Andrew Luck	19,078
5.	K.C.	QB Patrick Mahomes	18,991
6.	Atl.	QB Matt Ryan	18,957
7.	Oak.	QB Derek Carr	18,739
8.	LAC	QB Justin Herbert	18,666
9.	Mia.	QB Ryan Tannehill	18,455
10.	Buf.	QB Josh Allen	18,397
11.	N.E.	QB Drew Bledsoe	18,348
12.	Car.	QB Cam Newton	18,263
13.	Sea.	QB Russell Wilson	18,193
14.	LAR	QB Jared Goff	18,171
15.	Cin.	QB Andy Dalton	18,008

\*Pro Football Hall of Famer

Herbert topped 15,000 passing yards in his 52nd career game, becoming the second-fastest player in history to eclipse that mark. He currently has 18,387 yards and has a chance to be just the fourth player ever to reach 20,000 passing yards before turning 27 years old.

### FEWEST GAMES TO 15,000 PASSING YARDS, NFL HISTORY

Rank	Team/s	Player	Games
1.	K.C.	QB Patrick Mahomes	49
2.	LAC	QB Justin Herbert	52
3.	Det.	QB Matthew Stafford	53
4.	Mia.	QB Dan Marino*	56
	StL/NYG	QB Kurt Warner*	56
	Cin.	QB Joe Burrow	56
	Ind.	QB Andrew Luck	56
	StL	QB Marc Bulger	56

### YOUNGEST PLAYERS TO REACH 20,000 CAREER PASSING YARDS, NFL HISTORY

Rank	Team/s	Player	Age (Years-Days)
1.	N.E.	QB Drew Bledsoe	26-253
2.	Ind.	QB Peyton Manning*	26-266
3.	Det.	QB Matthew Stafford	26-282
4.	Mia.	QB Dan Marino*	27-3
5.	K.C.	QB Patrick Mahomes	27-15
6.	LAR/Det.	QB Jared Goff	27-17
7.	Buf.	QB Josh Allen	27-154
—	LAC	QB Justin Herbert	26-238^

\*Pro Football Hall of Famer

^26 years, 238 days old on Nov. 3, 2024

# JUSTIN HERBERT

## TOUCHDOWN MACHINE

After setting the all-time rookie record with 31 touchdown passes in 2020, **Justin Herbert** joined Hall of Famer Peyton Manning as the only players ever to throw 25 touchdown passes in each of their first three seasons.

Herbert has now thrown for 120 career passing scores, good for No. 11 in NFL history through the first five seasons of a career. In 2023, he eclipsed 100 career touchdown passes in Week 3, making him the fifth-fastest (52 games) and fourth-youngest (25 years, 198 days) to eclipse that mark.

### PASSING TOUCHDOWNS, FIRST FIVE SEASONS, NFL HISTORY

Rank	Team	Player	Passing Touchdowns
1.	Mia.	QB Dan Marino*	168
2.	K.C.	QB Patrick Mahomes	151
3.	Ind.	QB Peyton Manning*	138
	Buf.	QB Josh Allen	138
5.	Ind.	QB Andrew Luck	132
6.	Atl.	QB Matt Ryan	127
	Sea.	QB Russell Wilson	127
8.	Cin.	QB Andy Dalton	124
9.	Oak.	QB Derek Carr	122
	<b>LAC</b>	<b>QB Justin Herbert</b>	<b>122</b>
11.	T.B.	QB Jameis Winston	121
12.	Car.	QB Cam Newton	117

### FEWEST GAMES TO 100 PASSING TOUCHDOWNS, NFL HISTORY

Rank	Team	Player	Games
1.	K.C.	QB Patrick Mahomes	40
2.	Mia.	QB Dan Marino*	44
3.	StL	QB Kurt Warner*	50
4.	Bal.	QB Johnny Unitas*	51
<b>5.</b>	<b>LAC</b>	<b>QB Justin Herbert</b>	<b>52</b>
6.	Hou.	QB Deshaun Watson	53

### YOUNGEST PLAYERS TO REACH 100 CAREER PASSING TOUCHDOWNS, NFL HISTORY

Rank	Team	Player	Age (Years-Days)
1.	Mia.	QB Dan Marino*	24-357
2.	K.C.	QB Patrick Mahomes	25-52
3.	Hou.	QB Deshaun Watson	25-104
<b>4.</b>	<b>LAC</b>	<b>QB Justin Herbert</b>	<b>25-198</b>
5.	Buf.	QB Josh Allen	25-219
6.	Ind.	QB Peyton Manning*	25-232

\*Pro Football Hall of Famer

Herbert threw 31 touchdowns in 2020, eclipsing 30 in the season finale. At 22 years, 299 days of age that day, he became the youngest player in history to register 30 touchdown passes in a single season, besting a mark set by Ravens QB Lamar Jackson.

### YOUNGEST PLAYERS TO THROW 30 TOUCHDOWN PASSES, SINGLE SEASON, NFL HISTORY

Rank	Season	Team	Player	Age (Years-Days)
<b>1.</b>	<b>2020</b>	<b>LAC</b>	<b>QB Justin Herbert</b>	<b>22-299</b>
2.	2019	Bal.	QB Lamar Jackson	22-339



## ELITE ON THIRD DOWN

**Justin Herbert** has completed 37-of-58 passes (63.8 pct.) for 375 yards and four touchdowns (105.2 rating) on third down this season. He is tied for No. 3 in the AFC with three passing touchdowns on third down in 2024, while his 105.2 passer rating ranks No. 2 among AFC passers with 35 third-down passing attempts.

### PASSING TOUCHDOWNS, THIRD DOWN, AFC, 2024

Rank	Team	Player	Passing Touchdowns
1.	Cin.	QB Joe Burrow	6
	Buf.	QB Josh Allen	6
<b>3.</b>	<b>LAC</b>	<b>QB Justin Herbert</b>	<b>4</b>
	Ind.	QB Joe Flacco	4
	Jax.	QB Trevor Lawrence	4
	N.Y.J.	QB Aaron Rodgers	4
7.	Bal.	QB Lamar Jackson	3
	K.C.	QB Patrick Mahomes	3
	N.E.	QB Drake Maye	3
	Den.	QB Bo Nix	3

### PASSER RATING, THIRD DOWN, MIN. 35 ATT., AFC, 2024

Rank	Team	Player	Passer Rating
1.	Cin.	QB Joe Burrow	115.3
<b>2.</b>	<b>LAC</b>	<b>QB Justin Herbert</b>	<b>105.2</b>
3.	Buf.	QB Josh Allen	99.8
4.	Bal.	QB Lamar Jackson	97.4
5.	K.C.	QB Patrick Mahomes	95.8



# JUSTIN HERBERT



## DUAL-THREAT QUARTERBACK

**Justin Herbert** set the record for combined touchdowns as a rookie (36) and through a player's first two seasons (77). His 102 combined touchdowns were also the most in history through the first three seasons of a career.

Herbert was the fifth player in NFL history to pass for at least 100 touchdowns and run for at least 10 scores within the first four seasons of a career and is the only player ever to have 110 passing touchdowns and 10 rushing scores in his first four seasons.

He now has 133 career combined touchdowns, tying for the 10th-most in NFL history through the first five seasons of a career.

### COMBINED TOUCHDOWNS, FIRST FIVE SEASONS, NFL HISTORY

Rank	Team	Player	Combined Touchdowns
1.	Buf.	QB Josh Allen	176
2.	Mia.	QB Dan Marino*	171
3.	Car.	QB Cam Newton	160
4.	K.C.	QB Patrick Mahomes	159
5.	Ind.	QB Peyton Manning*	147
6.	Ind.	QB Andrew Luck	146
7.	Sea.	QB Russell Wilson	140
8.	Cin.	QB Andy Dalton	138
9.	S.F.	QB Jeff Garcia	134
10.	LAC	QB Justin Herbert	133
11.	Atl.	QB Matt Ryan	132
	T.B.	QB Jameis Winston	131
13.	Dal.	QB Dak Prescott	130

\*Pro Football Hall of Famer

## HERBERT SETS ANOTHER TEAM RECORD

**Justin Herbert** set a team record for the most pass attempts without an interception, throwing 233 passes from Dec. 26, 2022-Oct. 1, 2023.

### CONSECUTIVE PASS ATTEMPTS WITHOUT AN INTERCEPTION, CHARGERS HISTORY

Rank	Quarterback	Dates	Consec. Attempts
1.	Justin Herbert	Dec. 26, 2022-Oct. 1, 2023	233
2.	Drew Brees	Oct. 17, 2004-Dec. 5, 2004	194
3.	Philip Rivers	Nov. 27, 2011-Dec. 24, 2011	170
4.	Dan Fouts	Sept. 27, 1981-Oct. 25, 1981	168

## THREADING THE NEEDLE ON THIRD DOWN

In his 69 career starts, **Justin Herbert** has been the one of the best passers in the NFL at moving the chains on third down. He has completed 422 passes on 684 attempts (61.7 pct.) for 5,019 yards and 46 touchdowns with 18 interceptions (95.5 passer rating). Herbert's 422 completions lead the NFL, while his 5,019 passing yards rank second on third down since 2020.

Herbert tied for the league lead with 14 touchdown passes on third down in 2020, good for the most by a rookie in the last 40 seasons. He has added 32 since then, giving him 46 third-down passing scores since entering the professional ranks, which is tied for No. 2 over that span.

Herbert's 95.5 passer rating on third down ranks 10th in the NFL over the last five years among players with at least 300 passing attempts on third down.

### THIRD DOWN COMPLETIONS, NFL, SINCE 2020

Rank	Team/s	Player	Completions
1.	LAC	QB Justin Herbert	422
2.	K.C.	QB Patrick Mahomes	393
3.	LAR/Det.	QB Jared Goff	392
4.	Min./Atl.	QB Kirk Cousins	381
5.	L.V./N.O.	QB Derek Carr	365

### THIRD DOWN PASSING YARDS, NFL, SINCE 2020

Rank	Team	Player	Passing Yards
1.	K.C.	QB Patrick Mahomes	5,361
2.	LAC	QB Justin Herbert	5,019
3.	L.V./N.O.	QB Derek Carr	4,794
4.	Min./Atl.	QB Kirk Cousins	4,561
5.	LAR/Det.	QB Jared Goff	4,483

### THIRD DOWN PASSING TOUCHDOWNS, NFL, SINCE 2020

Rank	Team/s	Player	Passing Touchdowns
1.	K.C.	QB Patrick Mahomes	55
2.	LAC	QB Justin Herbert	46
	Min./Atl.	QB Kirk Cousins	46
4.	Buf.	QB Josh Allen	44
5.	T.B.	QB Tom Brady	39

Herbert ranks No. 1 in the NFL with 298 passing first downs on third down over the past five seasons. He threw for 12 third-down conversions in 2021's Week 1 win at Washington, the most passing first downs in a single game on third down since Andrew Luck did so in 2012. Herbert sported a league-leading 79 passing first downs on third down in 2021.

### THIRD DOWN PASSING FIRST DOWNS, NFL, SINCE 2020

Rank	Team/s	Player	Passing First Downs
1.	K.C.	QB Patrick Mahomes	306
2.	LAC	QB Justin Herbert	300
3.	Buf.	QB Josh Allen	265
4.	LAR/Det.	QB Jared Goff	256
5.	L.V./N.O.	QB Derek Carr	250

# JUSTIN HERBERT

## FEELING IT ON FOURTH DOWN

Since entering the NFL in 2020, **Justin Herbert** has been one of the league's top passers on fourth down. He threw a pair of fourth-down touchdowns in Week 10 of the 2023 season, giving him 10 passing scores on fourth down since coming into the NFL in 2020, ranking No. 3 in the league over that span.

### FOURTH DOWN PASSING TOUCHDOWNS, NFL, SINCE 2020

Rank	Team/s	Player	Passing Touchdowns
1.	Buf.	QB Josh Allen	11
	Min./Atl.	QB Kirk Cousins	11
<b>3.</b>	<b>LAC</b>	<b>QB Justin Herbert</b>	<b>10</b>
4.	Ari.	QB Kyler Murray	7
	LAR/Det.	QB Jared Goff	7
	Phi.	QB Jalen Hurts	7
7.	—	Five Other Players	6

Herbert also leads the NFL over that span in completions (37), passing yards (492) and passing first downs (33). He has the No. 3 fourth-down passer rating (114.2) since 2020 among players with at least 30 passing attempts on fourth down.

### FOURTH DOWN COMPLETIONS, NFL, SINCE 2020

Rank	Team/s	Player	Completions
<b>1.</b>	<b>LAC</b>	<b>QB Justin Herbert</b>	<b>37</b>
2.	Min./Atl.	QB Kirk Cousins	35
3.	LAR/Det.	QB Jared Goff	34
4.	Jax.	QB Trevor Lawrence	30
5.	Ari.	QB Kyler Murray	29

### FOURTH DOWN PASSING YARDS, NFL, SINCE 2020

Rank	Team	Player	Passing Yards
<b>1.</b>	<b>LAC</b>	<b>QB Justin Herbert</b>	<b>492</b>
2.	Min./Atl.	QB Kirk Cousins	437
3.	LAR/Det.	QB Jared Goff	364
4.	Ari.	QB Kyler Murray	347
5.	Phi.	QB Jalen Hurts	343

### FOURTH DOWN PASSING FIRST DOWNS, NFL, SINCE 2020

Rank	Team/s	Player	Passing First Downs
1.	Min./Atl.	QB Kirk Cousins	34
<b>2.</b>	<b>LAC</b>	<b>QB Justin Herbert</b>	<b>33</b>
3.	LAR/Det.	QB Jared Goff	31
4.	Ari.	QB Kyler Murray	27
	Jax.	QB Trevor Lawrence	27

### FOURTH DOWN PASSER RATING, MIN. 30 ATT., NFL, SINCE 2020

Rank	Team/s	Player	Passer Rating
1.	Phi.	QB Jalen Hurts	125.3
2.	Cin.	QB Joe Burrow	123.8
<b>3.</b>	<b>LAC</b>	<b>QB Justin Herbert</b>	<b>114.2</b>
4.	Atl./Ind.	QB Matt Ryan	112.1
5.	L.V./N.O.	QB Derek Carr	111.8

## LEGGING IT OUT

In the team's *Sunday Night Football* victory over Pittsburgh in Week 11 of the 2021 season, **Justin Herbert** threw for 382 yards and ran for 90 yards, becoming the only player to ever top 350 yards passing and 90 yards rushing in a single game. He was the fifth player ever to run for 90 yards and pass for 300 in the same game.

### QUARTERBACKS WITH 300 PASSING YARDS AND 90 RUSHING YARDS, SINGLE GAME, NFL HISTORY

Season (Wk)	Team	Quarterback	Pass Yds	Rush Yds
2022 (2)	Bal.	Lamar Jackson	318	119
2021 (14)	Buf.	Josh Allen	308	109
<b>2021 (11)</b>	<b>LAC</b>	<b>Justin Herbert</b>	<b>382</b>	<b>90</b>
2015 (15)	Car.	Cam Newton	340	100
2014 (7)	Sea.	Russell Wilson	313	106
2011 (5)	Phi.	Mike Vick	315	90
1989 (15)	Phi.	Randall Cunningham	306	92

## TARGET ACQUIRED

**Justin Herbert** has thrown touchdowns to 20 players, including 15 with multiple scores. He's most frequently thrown touchdowns to WR Keenan Allen, who caught 24 scores from Herbert. The first passing score of his career went to WR Jalen Guyton, who also caught the first touchdown of his career on the play.

### HERBERT'S CAREER TOUCHDOWN PASSES BY RECEIVER

Receiver	Touchdown Passes
WR Keenan Allen	24
WR Mike Williams	18
RB Austin Ekeler	16
TE Donald Parham Jr.	11
WR Joshua Palmer	8
TE Gerald Everett	7
WR Jalen Guyton	7
TE Jared Cook	4
TE Hunter Henry	4
WR Quentin Johnston	4
WR Ladd McConkey	4
WR DeAndre Carter	3
WR Tyron Johnson	3
FB Zander Horvath	2
FB Gabe Nabers	2
TE Stephen Anderson	1
WR Simi Fehoko	1
TE Virgil Green	1
TE Stone Smartt	1
RB Kimani Vidal	1
<b>Total (20 Receivers)</b>	<b>122</b>

# JUSTIN HERBERT IN PRIMETIME

## A PRIME-TIME PRODIGY

Since entering the NFL, **Justin Herbert** has made 17 starts in primetime, leading the Bolts to wins on each of the regularly-slated prime-time games — *Thursday Night Football*, *Sunday Night Football* and *Monday Night Football*.

He has been one of the best quarterbacks under the lights since entering the NFL in 2020, with his 93.9 passer rating in prime-time games ranking No. 7 in the NFL over the that span among players with at least 500 prime-time passing attempts.

Herbert has thrown 30 touchdown passes in his 17 prime-time starts, ranking No. 5 in the NFL in primetime since he entered the league in 2020.

### PRIME-TIME PASSER RATING, MIN. 500 ATT., SINCE 2020

Rank	Team/s	Player	Passer Rating
1.	G.B./NYJ	QB Aaron Rodgers	112.9
2.	Buf.	QB Josh Allen	103.7
3.	Dal.	QB Dak Prescott	100.9
4.	Bal.	QB Lamar Jackson	97.7
5.	K.C.	QB Patrick Mahomes	96.1
6.	Sea./Den./Pit.	QB Russell Wilson	95.0
7.	LAC	QB Justin Herbert	93.9

## THURSDAY NIGHT FOOTBALL

As a rookie in 2020, **Justin Herbert** recorded his first career comeback win in the fourth quarter or overtime in Week 15 at Las Vegas, leading the Bolts to a 30-27 overtime victory. He finished the game with 314 passing yards and two touchdowns on 22-of-32 passing (68.8 pct.) for a 121.1 passer rating. Herbert added a rushing touchdown in overtime to secure the victory.

At 22 years, 282 days old, Herbert became the second-youngest player to mount a come-from-behind win in the fourth quarter or overtime of a Thursday night game in NFL history.

### YOUNGEST QUARTERBACKS TO LEAD A COME-FROM-BEHIND WIN IN FOURTH QUARTER OR OVERTIME, THURSDAY NIGHT GAMES, NFL HISTORY

Rk.	Team	Game	Player	Age (Yrs-Days)
1.	S.F.	Dec. 14, 2006 at Sea.	QB Alex Smith	22-221
2.	LAC	Dec. 17, 2020 at L.V.	QB Justin Herbert	22-282
3.	Dal.	Dec. 1, 2016 at Min.	QB Dak Prescott	23-125

## MONDAY NIGHT FOOTBALL

In seven appearances on *Monday Night Football*, **Justin Herbert** has thrown for 1,671 yards and nine scores with three interceptions on 171-of-266 passing (64.3 pct.) for a 88.4 passer rating.

In 2020, Herbert tossed four touchdown passes on *Monday Night Football*, setting the program's single-game rookie passing touchdown record. He added three touchdowns in the lone Monday night contest in 2021, making him one of four players with seven or more touchdown passes in their first two starts on *MNF* since the program began in 1970.

## SUNDAY NIGHT FOOTBALL

**Justin Herbert** has appeared in seven career games on *Sunday Night Football*, totaling 2,123 passing yards and 14 touchdowns with five interceptions on 207-of-305 passing (67.9 pct.) for a 96.1 passer rating. In four of those games, Herbert has registered a completion percentage of at least 65.0 and attempted at least 40 passes, tied for the third-most performances since the program's inception in 2006.

In the team's Week 14 win on *SNF* in 2022, Herbert completed 39 passes on 51 attempts (76.5 pct.) for 367 yards and a touchdown with zero interceptions (102.3 rating). His 76.5 completion percentage was the best ever in a Sunday night contest by a quarterback to throw zero interceptions and 45-plus attempts.

### HIGHEST COMPLETION PCT., SUNDAY NIGHT GAME, MIN. 45 ATT., AND ZERO INTERCEPTIONS, NFL HISTORY

Rk.	Team	Game	Player	Comp. Pct.
1.	LAC	Dec. 11, 2022 vs. Mia.	QB Justin Herbert	76.5
2.	T.B.	Oct. 2, 2022 vs. K.C.	QB Tom Brady	75.0
3.	N.E.	Oct. 27, 1996 vs. Buf.	QB Drew Bledsoe	71.1
4.	K.C.	Nov. 14, 2021 at L.V.	QB Patrick Mahomes	70.0

Herbert completed his first 15 passes of the team's 2023 Week 8 win over Chicago on *SNF*, finishing with 298 yards and three touchdowns with zero interceptions on 31-of-40 passing (77.5 pct.) to register a 122.7 passer rating. Herbert's completion percentage was the fourth-highest in a Sunday night contest in NFL history among players with at least 40 passing attempts and zero interceptions.

### HIGHEST COMPLETION PCT., SUNDAY NIGHT GAME, MIN. 40 ATT., AND ZERO INTERCEPTIONS, NFL HISTORY

Rk.	Team	Game	Player	Comp. Pct.
1.	N.O.	Nov. 10, 2013 vs. Dal.	QB Drew Brees	82.9
2.	Mia.	Nov. 5, 2017 vs. Oak.	QB Jay Cutler	81.0
3.	N.O.	Oct. 4, 2015 vs. Dal.	QB Drew Brees	80.5
4.	LAC	Oct. 29, 2023 vs. Chi.	QB Justin Herbert	77.5
5.	LAC	Dec. 11, 2022 vs. Mia.	QB Justin Herbert	76.5

Herbert made his first career appearance on *SNF* in Week 11 of 2021 against Pittsburgh, throwing for 382 yards and three touchdowns with an interception on 31-of-40 passing (73.2 pct.) for a 116.1 passer rating. He added 90 rushing yards to become the first player ever to have at least 350 yards passing and 90 yards rushing in a single game.

His 116.1 passer rating was the best in a quarterback's first career start on *SNF* with at least 40 passing attempts since the program began in 2006. It was also the best passer rating by a quarterback ever in their first career start in Sunday night game (min. 40 att.).

### PASSER RATING, FIRST CAREER START IN A SUNDAY NIGHT GAME, MINIMUM 40 ATTEMPTS, NFL HISTORY

Rk.	Team	Game	Player	Passer Rtg.
1.	LAC	Nov. 21, 2021 vs. Pit.	QB Justin Herbert	116.1
2.	Ari.	Oct. 2, 2005 vs. S.F.	QB Josh McCown	109.4
3.	StL	Nov. 18, 2001 at N.E.	QB Kurt Warner	105.4



# JUSTIN HERBERT

## A ROOKIE CAMPAIGN FOR THE AGES

### AWARDS

- *The Associated Press* Offensive Rookie of the Year
- *Professional Football Writers of America* Rookie of the Year
- PFWA Offensive Rookie of the Year
- PFWA All-Rookie Selection
- NFL Offensive Rookie of the Month (October)
- NFL Offensive Rookie of the Month (November)
- FedEx NFL Air Player of the Week — Week 11 vs. NYJ (fan vote)
- Voted by fans as the Pepsi Zero Sugar Rookie of the Year
- Nine-time Pepsi Zero Sugar Rookie of the Week (voted by fans)

### RECORDS AT THE TIME

- Most passing touchdowns by a rookie quarterback ever (31).
- Most combined touchdowns by a rookie in NFL history (36).
- Most consecutive games by a rookie quarterback with multiple passing touchdowns in NFL history (seven).
- Most performances by a rookie quarterback with 300-plus passing yards in NFL history (eight).
- Most performances by a rookie quarterback with three-plus touchdowns in NFL history (six).
- Most games by a rookie quarterback with multiple touchdown passes in NFL history (10).
- Most completions ever by a rookie quarterback (396).
- Youngest player ever to throw 30 touchdowns in a single season, doing so at 22 years, 299 days old.
- Tied for the longest streak of game-winning drives (three games) in the fourth quarter or overtime by a rookie quarterback in the Super Bowl era (since 1966).
- Recorded the first win in pro football history by a rookie quarterback while posting 300 passing yards, three touchdown passes, a rushing score and no interceptions.
- Most passing touchdowns by a rookie quarterback in a game (four) and a half (three) in *Monday Night Football* history.
- Tied for the longest streak of games with three-plus touchdown passes by a rookie quarterback in NFL history (four).
- Tied for the most 300-yard passing performances in a player's first two career games (two).
- Became the first player since at least 1970 to register over 1,500 passing yards and a 100-plus passer rating through the first five games of a career.
- Set marks for the most passing attempts, completions, passing yards and touchdown passes by a rookie quarterback in Chargers history.
- Recorded the most single-game rushing yards by a quarterback in team annals (66 in Week 7 vs. Jax.).

### ACCOMPLISHMENTS AND OTHER NOTES AT THE TIME

- Ranked second among rookie quarterbacks in NFL history with 4,336 passing yards on the season.
- Joined Patrick Mahomes as the only players in history to eclipse 4,000 passing yards in the first 14 starts of a career.
- Became the second player in NFL history to top 250 passing yards in each of the first seven games of a career (Mahomes).
- Threw a touchdown pass in each of his first 10 games played, the second-longest streak to open an career in NFL history.
- Threw for 277 yards in the first half of Week 11, the most by any rookie quarterback in a first half over the last 40 seasons.
- Became the third quarterback in NFL history to have 300 passing yards and a rushing score in a debut.
- Threw for the fourth-most passing yards in a debut since 1970.
- Became the first quarterback to throw a touchdown and run for a score in the first half of a debut since 1954.

## OFFENSIVE ROOKIE OF THE YEAR

**Justin Herbert** earned widespread recognition as the Offensive Rookie of the Year, including as the 10th quarterback in history to win the honor from *The Associated Press*. Herbert was also selected by *Professional Football Writers of America* as Rookie of the Year and Offensive Rookie of the Year — becoming the second and seventh quarterback to win those awards, respectively. He is the first player in history to be recognized with all three honors.

### QUARTERBACKS TO WIN AP OFFENSIVE ROOKIE OF THE YEAR

Season	Team	Player	Combined TDs
2023	Hou.	C.J. Stroud	26
<b>2020</b>	<b>LAC</b>	<b>Justin Herbert</b>	<b>36</b>
2019	Ari.	Kyler Murray	24
2016	Dal.	Dak Prescott	29
2012	Was.	Robert Griffin III	27
2011	Car.	Cam Newton	35
2010	StL	Sam Bradford	19
2008	Atl.	Matt Ryan	17
2006	Ten.	Vince Young	19
2004	Pit.	Ben Roethlisberger	18
1970	Buf.	Dennis Shaw	10

## HOT OUT OF THE GATE

**Justin Herbert** kicked off his career with a pair of historic streaks. As a rookie, he tossed a touchdown pass in each of the first 10 games of his career, just one less than the all-time record. Herbert's streak of games with 250-plus passing yards to start a career ended at seven contests, ranking second in NFL history.

### PLAYERS WITH A PASSING TOUCHDOWN, CONSECUTIVE GAMES TO START CAREER, NFL HISTORY

Rank	Team	Player	Consecutive Games
1.	Was.	QB Mark Rypien	11
<b>2.</b>	<b>LAC</b>	<b>QB Justin Herbert</b>	<b>10</b>
3.	Den.	QB Jay Cutler	9

### PLAYERS WITH 250 PASSING YARDS, CONSECUTIVE GAMES TO START CAREER, NFL HISTORY

Rank	Team	Player	Consecutive Games
1.	K.C.	QB Patrick Mahomes	10
<b>2.</b>	<b>LAC</b>	<b>QB Justin Herbert</b>	<b>7</b>
3.	—	Seven Other Players	2

# J.K. DOBBINS



## DOBBINS DOMINATES FIRST TWO WEEKS

J.K. Dobbins built off his dominant Week 1 performance in Week 2 to record 131 rushing yards and a score on 17 carries (7.7 avg.). He scored on a 43-yard run in the second quarter, his league-leading third run of at least 40 yards in 2024 to that point.

He became just the sixth player in the last 75 years and first since 1998 to record back-to-back games with 130 yards on the ground and a rushing score in his team's first two games of a season. Dobbins also is the seventh player in the last 75 years and first since 2006 to begin a season with two consecutive games with 130-plus yards on the ground.

### PLAYERS WITH 130 RUSHING YARDS AND A RUSHING TOUCHDOWN, CONSECUTIVE GAMES TO START SEASON, NFL, SINCE 1948

Season	Team	Player	Consecutive Games
1975	Buf.	RB O.J. Simpson*	4
<b>2024</b>	<b>LAC</b>	<b>RB J.K. Dobbins</b>	<b>2</b>
1998	S.F.	RB Garrison Hearst	2
1980	Det.	RB Billy Sims	2
1963	Cle.	RB Jim Brown*	2
1955	BalC**	RB Alan Ameche	2

### PLAYERS WITH 130 RUSHING YARDS, CONSECUTIVE GAMES TO START SEASON, NFL, SINCE 1948

Season	Team	Player	Consecutive Games
1975	Buf.	RB O.J. Simpson*	4
<b>2024</b>	<b>LAC</b>	<b>RB J.K. Dobbins</b>	<b>2</b>
2006	Atl.	RB Warrick Dunn	2
1998	S.F.	RB Garrison Hearst	2
1980	Det.	RB Billy Sims	2
1963	Cle.	RB Jim Brown*	2
1955	BalC**	RB Alan Ameche	2

\*Pro Football Hall of Famer

\*\*Baltimore Colts

## SETTING THE PACE

Through the first six weeks of the 2024 season, J.K. Dobbins ranks No. 7 among NFL running backs with his 4.78-yard rushing average (min. 100 att.) and ranks second in the AFC with 535 rushing yards.

### RUSHING AVERAGE, RUNNING BACKS, MIN. 100 ATT., NFL, 2024

Rank	Team	Player	Rushing Average
1.	Bal.	RB Derrick Henry	6.52
2.	Phi.	RB Saquon Barkley	5.89
3.	S.F.	RB Jordan Mason	5.11
4.	Car.	RB Chuba Hubbard	5.03
5.	Hou.	RB Joe Mixon	4.93
	Min.	RB Aaron Jones	4.82
<b>7.</b>	<b>LAC</b>	<b>RB J.K. Dobbins</b>	<b>4.78</b>
8.	Atl.	RB Bijan Robinson	4.71

### RUSHING YARDS, AFC, 2024

Rank	Team	Player	Rushing Yards
1.	Bal.	RB Derrick Henry	946
<b>2.</b>	<b>LAC</b>	<b>RB J.K. Dobbins</b>	<b>535</b>
	Hou.	RB Joe Mixon	503
4.	Bal.	QB Lamar Jackson	501
5.	Ten.	RB Tony Pollard	494

## DOBBINS RUNS WILD IN WEEK 1 WIN

In the Week 1 victory, J.K. Dobbins rushed for 135 yards and a touchdown on 10 carries (13.5 avg.), highlighted by multiple carries of 45-plus yards.

Dobbins, who returned to action after missing most of last season due to injury, became just the third player in the last 30 seasons to post multiple 45-yard runs a Week 1 contest, while his 13.5-yard rushing average was the best by any player in the first week of a season in NFL history (min. 10 att.).

He headlined a Bolts rushing offense that ran for 176 yards and averaged 6.5 yards per attempt in the victory, the best rushing average by any AFC team in Week 1.

### RUSHING AVERAGE, SINGLE GAME, MINIMUM 10 ATTEMPTS, KICKOFF WEEKEND, NFL HISTORY

Rk.	Team	Game	Player	Rush Avg.
<b>1.</b>	<b>LAC</b>	<b>Sept. 8, 2024 vs. L.V.</b>	<b>RB J.K. Dobbins</b>	<b>13.5</b>
2.	ChiC*	Sept. 29, 1949 vs. Was.	HB Charley Trippi	13.0
3.	ChiC*	Sept. 27, 1959 vs. Was.	WR Bobby Joe Conrad	12.7
4.	NYJ	Sept. 11, 2023 vs. Buf.	RB Breece Hall	12.7
5.	Buf.	Sept. 8, 2012 at NYJ	RB C.J. Spiller	12.1

\*Chicago Cardinals

### RUSHES OF 45-PLUS YARDS, SINGLE GAME, KICKOFF WEEKEND, SINCE 1991

Rk.	Team	Game	Player	No.
<b>1.</b>	<b>LAC</b>	<b>Sept. 8, 2024 vs. L.V.</b>	<b>RB J.K. Dobbins</b>	<b>2</b>
	Buf.	Sept. 8, 2012 at NYJ	RB C.J. Spiller	2
	Min.	Sept. 6, 1992 at G.B.	RB Terry Allen	2
4.	—	Several Others		1

# DERWIN JAMES JR.

## AMONG THE BEST THROUGH 70 GAMES

Derwin James Jr., recorded 521 tackles, 27 tackles for loss and 12.5 sacks in his first 70 career games played, becoming the 10th NFL player and the first defensive back to record 500 tackles, 25 tackles for loss and 10.0 sacks within the first 70 games of a career since tackles for loss began being tracked in 2008.

### PLAYERS WITH 500 TACKLES, 25 TACKLES FOR LOSS AND 10 SACKS, FIRST 70 CAREER GAMES, NFL, SINCE 2008

Seasons	Team/s	Player	Sacks	TFL	Tackles
2018-24	LAC	S Derwin James Jr.	12.5	27	521
2019-23	T.B.	LB Devin White	21.5	37	539
2018-23	Ind.	LB Shaquille Leonard	15.0	32	605
2018-22	Chi./Bal.	LB Roquan Smith	16.5	47	611
2016-20	G.B./NYG	LB Blake Martinez	12.0	35	586
2012-17	Ind./Chi.	LB Jerrell Freman	12.0	29	598
2012-16	Sea.	LB Bobby Wagner	12.0	30	621
2012-16	T.B.	LB Lavonte David	14.0	78	620
2010-15	S.F.	LB NaVorro Bowman	10.0	33	507
2007-11	S.F.	LB Patrick Willis	16.0	34	649

James is one of six players — and the only defensive back — since the turn of the century to post 500 tackles, five interceptions and 10 sacks within the first 70 games of a career.

### PLAYERS WITH 500 TACKLES, FIVE INTERCEPTIONS AND 10 SACKS, FIRST 70 CAREER GAMES, NFL, SINCE 2000

Seasons	Team/s	Player	Sacks	INTs	Tackles
2018-24	LAC	S Derwin James Jr.	12.5	8	521
2018-23	Ind.	LB Shaquille Leonard	15.0	12	605
2018-22	Chi./Bal.	LB Roquan Smith	16.5	7	611
2012-16	Sea.	LB Bobby Wagner	12.0	6	621
2012-16	T.B.	LB Lavonte David	14.0	9	620
2000-04	Chi.	LB Brian Urlacher	25.0	6	559

## MAKING AN IMPACT

Derwin James Jr., eclipsed 500 career tackles in his 67th career game, doing so faster than any defensive back since the turn of the century. He also topped 400 career tackles (55 games) and 300 career tackles (41 games) faster than any defensive back over that span.

### FEWEST GAMES TO 500 TACKLES, DEFENSIVE BACKS, NFL, SINCE 2000

Rank	Team/s	Player	Games
1.	LAC	S Derwin James Jr.	67
2.	NYG/Was.	S Landon Collins	68
3.	NYG/Oak./Mia.	S Gibril Wilson	71

### FEWEST GAMES TO 400 TACKLES, DEFENSIVE BACKS, NFL, SINCE 1991

Rank	Team	Player	Games
1.	LAC	S Derwin James Jr.	55
2.	NYG	S Landon Collins	56
3.	Jax.	S Johnathan Cyprien	57



## A DEFENSIVE CHESS PIECE

In 2023, Derwin James Jr., totaled a team-high 125 tackles and was one of eight NFL defensive backs on the season to total a sack, an interception, four tackles for loss and 90 tackles.

### DEFENSIVE BACKS WITH 90 TACKLES, A SACK, AN INTERCEPTION AND FOUR TACKLES FOR LOSS, NFL, 2023

Rk.	Team	Player	Sacks	TFL	INTs	Tackles
1.	LAC	S Derwin James Jr.	2.0	5	1	125
2.	T.B.	S Antoine Winfield Jr.	6.0	6	3	122
3.	Min.	S Josh Metellus	2.5	7	1	112
4.	Cin.	S Dax Hill	1.5	6	2	110
5.	N.E.	DB Kyle Dugger	1.5	6	2	106
6.	Jax.	S Rayshawn Jenkins	1.0	7	2	100
7.	K.C.	S Justin Reid	3.0	5	1	95
8.	Ind.	CB Kenny Moore II	1.5	8	3	93

In 2022, James became the seventh defensive back since the turn of the century to record at least 100 tackles, four sacks and a forced fumble in a single season.

### DEFENSIVE BACKS WITH 100 TACKLES, FOUR SACKS AND A FORCED FUMBLE, SINGLE SEASON, NFL, SINCE 2000

Season	Team	Player	Sacks	FF	Tackles
2023	T.B.	S Antoine Winfield Jr.	6.0	6	122
2022	LAC	S Derwin James Jr.	4.0	2	115
2022	Chi.	DB Jaquan Brisker	4.0	1	104
2019	Car.	S Eric Reid	4.0	1	129
2019	Ten.	CB Logan Ryan	4.5	4	113
2010	Oak.	S Tyvon Branch	4.0	1	101
2005	Ari.	S Adrian Wilson	8.0	1	108
2000	S.D.	S Rodney Harrison	6.0	1	127



# DERWIN JAMES JR.



## ZERO TO SIXTY

Derwin James Jr., posted 445 tackles, 22 tackles for loss and 9.5 sacks in his first 60 games played, becoming the 11th NFL player and the first defensive back to record 400 tackles, 20 tackles for loss and nine sacks within the first 60 games of a career since tackles for loss began being tracked in 2008.

### PLAYERS WITH 400 TACKLES, 20 TACKLES FOR LOSS AND NINE SACKS, FIRST 60 CAREER GAMES, NFL, SINCE 2008

Seasons	Team/s	Player	Sacks	TFL	Tackles
2020-23	Bal.	LB Patrick Queen	13.5	35	404
<b>2018-23</b>	<b>LAC</b>	<b>S Derwin James Jr.</b>	<b>9.5</b>	<b>22</b>	<b>445</b>
2019-22	T.B.	LB Devin White	20.5	35	474
2018-22	Ind.	LB Shaquille Leonard	15.0	30	531
2018-21	Chi.	LB Roquan Smith	14.0	43	517
2016-20	Dal.	LB Jaylon Smith	9.0	20	456
2016-19	G.B.	LB Blake Martinez	9.0	28	487
2012-16	Ind./Chi.	LB Jerrell Freman	12.0	25	512
2012-16	Sea.	LB Bobby Wagner	10.5	27	506
2012-15	T.B.	LB Lavonte David	12.0	66	555
2009-14	Hou.	LB Brian Cushing	11.0	34	438
2007-10	S.F.	LB Patrick Willis	14.0	28	568

James is one of four players — and the only defensive back — since the turn of the century to post 400 tackles, eight interceptions and nine sacks within the first 60 games of a career.

### PLAYERS WITH 400 TACKLES, EIGHT INTERCEPTIONS AND NINE SACKS, FIRST 60 CAREER GAMES, NFL, SINCE 2000

Seasons	Team	Player	Sacks	INTs	Tackles
<b>2018-23</b>	<b>LAC</b>	<b>S Derwin James Jr.</b>	<b>9.5</b>	<b>8</b>	<b>445</b>
2018-22	Ind.	LB Shaquille Leonard	15.0	11	531
2012-15	T.B.	LB Lavonte David	12.0	9	555
2009-14	Hou.	LB Brian Cushing	11.0	8	438

## A NOVEMBER TO REMEMBER

In a dominant November 2022, **Derwin James Jr.**, posted 37 tackles (20 solo), two sacks, an interception and a pair of forced fumbles. He was the only defender during the month to have a sack, a pick and a forced fumble. James was recognized as AFC Defensive Player of the Month for his efforts in November.

James was also the only defensive back in the last 30 years and first player in a decade to have at least 30 tackles, multiple sacks, an interception and a forced fumble in a single November.

### PLAYERS WITH 30 TACKLES, TWO SACKS, AN INTERCEPTION AND A FORCED FUMBLE, SINGLE NOVEMBER, NFL, SINCE 1991

Season	Team	Player	Sacks	FF	INTs	Tackles
<b>2022</b>	<b>LAC</b>	<b>S Derwin James Jr.</b>	<b>2.0</b>	<b>2</b>	<b>1</b>	<b>37</b>
2013	Oak.	LB Nick Roach	4.5	2	1	38
2009	Sea.	LB David Hawthorne	3.0	1	2	50
2008	Pit.	LB James Harrison	5.5	3	1	36
2005	Jax.	LB Mike Peterson	2.0	1	1	37
2004	Car.	LB Will Witherspoon	2.0	1	2	36
2003	Phi.	LB Nate Wayne	3.0	2	1	36
2001	G.B.	LB Nate Wayne	2.0	1	2	39
1999	T.B.	LB Derrick Brooks	2.0	2	2	39

## DERWIN'S PICKS AND SACKS BY PASSER

Derwin James Jr., has recorded eight interceptions and 12.5 sacks in his career. He has brought down Patrick Mahomes the most, totaling two sacks of the Texas Tech product. Below is a look at his career regular-season sacks and interceptions by passer:

### REGULAR-SEASON CAREER INTs BY PASSER (8)

INTs	Passer	Most Recent INT
1	QB Tyson Bagent	Oct. 29, 2023 vs. Chi.
	QB Derek Carr	Oct. 4, 2021 vs. L.V.
	QB Nick Foles	Dec. 26, 2022 at Ind.
	QB Jared Goff	Sept. 23, 2018 at LAR
	QB Drew Lock	Nov. 28, 2021 at Den.
	QB Kyler Murray	Nov. 27, 2022 at Ari.
	QB Ben Roethlisberger	Dec. 2, 2018 at Pit.
	QB Josh Rosen	Nov. 25, 2018 vs. Ari.

### REGULAR-SEASON CAREER SACKS BY PASSER (12.5)

Sacks	Passer	Most Recent Sack
2.0	QB Patrick Mahomes	Nov. 20, 2022 vs. K.C.
1.5	QB Baker Mayfield	Oct. 10, 2021 vs. Cle.
1.0	QB Josh Allen	Sept. 16, 2018 at Buf.
	QB C.J. Beathard	Sept. 30, 2018 vs. S.F.
	QB Derek Carr	Sept. 11, 2022 vs. L.V.
	QB Justin Fields	Sept. 22, 2024 at Pit.
	QB Marcus Mariota	Nov. 6, 2022 at Atl.
	QB Jarrett Stidham	Dec. 31, 2023 at Den.
	QB Russell Wilson	Oct. 17, 2022 vs. Den.
	QB Bailey Zappe	Dec. 3, 2023 at N.E.
0.5	QB Joe Burrow	Dec. 5, 2021 at Cin.
	QB Dak Prescott	Sept. 19, 2021 vs. Dal.

# KHALIL MACK

## RETURN OF THE MACK

Since entering the NFL in 2014, **Khalil Mack** has totaled 105.0 sacks, the second-most over that span. He's one of football's top defenders at forcing turnovers, leading the league in forced fumbles and ranking No. 2 in strip-sacks since entering the NFL.

Mack's 251 career hurries lead the league since he entered the NFL in 2014, while his 439 pressures rank No. 2 over that span.

### SACKS, NFL, SINCE 2014

Rank	Team/s	Player	Sacks
1.	LAR	DT Aaron Donald	111.0
2.	Oak./Chi./LAC	<b>OLB Khalil Mack</b>	<b>105.0</b>
3.	Pit.	LB T.J. Watt	101.0
4.	N.O.	DE Cameron Jordan	96.0
5.	N.E./Ari./L.V.	OLB Chandler Jones	94.5

### FORCED FUMBLES, NFL, SINCE 2014

Rank	Team/s	Player	Forced Fum.
1.	Oak./Chi./LAC	<b>OLB Khalil Mack</b>	<b>31</b>
2.	N.E./Ari./L.V.	OLB Chandler Jones	30
	Pit.	LB T.J. Watt	30
4.	T.B.	LB Lavonte David	28
5.	LAR	DT Aaron Donald	24

### STRIP-SACKS, NFL, SINCE 2014

Rk.	Team/s	Player	Strip Sacks
1.	N.E./Ari./L.V.	OLB Chandler Jones	27
2.	Oak./Chi./LAC	<b>OLB Khalil Mack</b>	<b>23</b>
3.	Pit.	LB T.J. Watt	22
4.	Den./T.B.	OLB Shaquil Barrett	19
5.	Cle.	DE Myles Garrett	18
	LAR	DT Aaron Donald	18
	StL./LAR/Mia./Dal./Chi./Phi.	LB Robert Quinn	18
	Jax./Min./Bal./L.V./Ind./Chi.	DE Yannick Ngakoue	18

### QUARTERBACK HURRIES, NFL, SINCE 2014

Rank	Team/s	Player	Hurries
1.	Oak./Chi./LAC	<b>OLB Khalil Mack</b>	<b>252</b>
2.	LAR	DT Aaron Donald	214
3.	N.O.	DE Cameron Jordan	212
4.	Den./LAR/Buf.	OLB Von Miller	209
5.	Buf./Hou.	DL Jerry Hughes	204

### DEFENSIVE PRESSURES, NFL, SINCE 2014

Rank	Team/s	Player	Pressures
1.	LAR	DT Aaron Donald	471
2.	Oak./Chi./LAC	<b>OLB Khalil Mack</b>	<b>444</b>
3.	N.O.	DE Cameron Jordan	400
4.	Den./LAR/Buf.	OLB Von Miller	394
5.	Hou./Ari.	DE J.J. Watt	393



## MACK DOMINATES NOVEMBER

In November 2023, **Khalil Mack** led all NFL players during the month with 6.0 sacks and two strip-sacks, while adding 23 tackles (19 solo), five tackles for loss, five quarterback hits and three passes defended. Mack was recognized as AFC Defensive Player of the Month for his efforts in November.

Mack became just the second player in the last 15 years to record five sacks, five tackles for loss, multiple pass breakups and multiple strip-sacks in a single November and is just the sixth player to do so in any month over the past 15 seasons.

### PLAYERS WITH FIVE SACKS, FIVE TACKLES FOR LOSS, MULTIPLE STRIP-SACKS AND MULTIPLE PASSES DEFENSED, SINGLE MONTH, NFL, SINCE 2008

Month	Team	Player	Sks	TFLs	PD	Strip-Sks
Nov. 2023	LAC	<b>OLB Khalil Mack</b>	<b>6.0</b>	<b>5</b>	<b>3</b>	<b>2</b>
Sept. 2023	Pit.	LB T.J. Watt	6.0	5	2	2
Sept. 2019	T.B.	OLB Shaquil Barrett	9.0	7	2	3
Nov. 2016	NYG	DE Jason Pierre-Paul	5.5	5	4	2
Oct. 2011	Min.	DE Jared Allen	8.0	7	2	2
Oct. 2009	Was.	DE Andre Carter	5.5	7	2	2

## MACK TOPS 100 CAREER SACKS

In the 150th regular-season game of his career, **OLB Khalil Mack** eclipsed 100 career sacks in the second quarter on a nine-yard takedown. Among active players, Mack's 105.0 sacks rank No. 4.

### SACKS, ACTIVE NFL PLAYERS

Rank	Team/s	Player	Sacks
1.	Den./LAR/Buf.	OLB Von Miller	126.5
2.	N.O.	DE Cameron Jordan	117.5
3.	Ari./Jax./Bal./Atl./Mia.	DL Calais Campbell	107.5
4.	Oak./Chi./LAC	<b>OLB Khalil Mack</b>	<b>105.0</b>
5.	Pit.	LB T.J. Watt	101.0
6.	Min./Hou.	DE Danielle Hunter	93.0
7.	Cle.	DE Myles Garrett	92.5

# KHALIL MACK

## MACK DROPS SIX SACKS IN VICTORY



**Khalil Mack** had a historic performance in the team's 2023 Week 4 win over the Raiders. He set a career high with six sacks, including a pair of strip-sacks. It was the first six-sack performance by any NFL player since 2017 and just the sixth since the stat began being tracked in 1982.

Mack added 10 tackles (eight solo), five tackles for loss, four quarterback hits and a pass defended. He was the only player since at least 2000 to have six sacks and at least 10 tackles in a single game. He was recognized as AFC Defensive Player of the Week for his performance, the fourth weekly award of his career.

Along with his five-sack performance in 2015, Mack joined Hall of Fame LB Derrick Thomas as the only players with multiple games of five or more sacks since the stat started being tracked in 1982.

### SACKS, SINGLE GAME, NFL, SINCE 1982

Rk.	Team	Game	Player	Sacks
1.	K.C.	Nov. 11, 1990 vs. Sea.	LB Derrick Thomas	7.0
2.	LAC	Oct. 1, 2023 vs. L.V.	OLB Khalil Mack	6.0
	Atl.	Nov. 12, 2017 vs. Dal.	DL Adrian Clayborn	6.0
	NYG	Sept. 30, 2007 vs. Phi.	DE Osi Umenyiora	6.0
	K.C.	Sept. 6, 1998 vs. Oak.	LB Derrick Thomas	6.0
	S.F.	Nov. 13, 1983 vs. N.O.	DE Fred Dean	6.0
7.	S.F.	Nov. 19, 2012 vs. Chi.	OLB Aldon Smith	5.5
	Det.	Sept. 4, 1983 at T.B.	DE William Gay	5.5

## MACK MAKES HISTORY

**Khalil Mack** eclipsed 12 sacks in 2023, the third season of his career with at least 12 sacks — and with his third franchise. He joined Hall of Famer Kevin Greene as the only two players to have a 12-sack season with three different franchises since the individual sack became an official statistic in 1982.

### PLAYERS WITH 12-SACK SEASON WITH THREE DIFFERENT FRANCHISES, NFL, SINCE 1982

Player	Teams (Seasons)
OLB Khalil Mack	Raiders ('15), Bears ('18), Chargers ('23)
LB Kevin Greene*	Rams ('88-90), Steelers ('93-94), Panthers ('96, '99)

*\*Pro Football Hall of Famer*

## TOP OF THE CHARTS

**Khalil Mack** ranked fourth in the NFL in 2023 with 17.0 sacks, setting a new single-season career high. His four strip-sacks were tied for the second-most in the NFL.

### SACKS, NFL, 2023

Rank	Team	Player	Sacks
1.	Pit.	LB T.J. Watt	19.0
2.	Cin.	DE Trey Hendrickson	17.5
	Jax.	OLB Josh Allen	17.5
4.	LAC	OLB Khalil Mack	17.0
5.	Min.	OLB Danielle Hunter	16.5
6.	L.V.	DE Maxx Crosby	14.5

### STRIP SACKS, NFL, 2023

Rank	Team	Player	Strip-Sacks
1.	Mia.	LB Bradley Chubb	5
2.	LAC	OLB Khalil Mack	4
	Cle.	DE Myles Garrett	4
	Pit.	LB T.J. Watt	4
5.	Cin.	DE Trey Hendrickson	3
	Det.	DE Aidan Hutchinson	3
	Ind.	DE Samson Ebukam	3
	L.V.	DE Malcolm Koonce	3
	Min.	OLB Danielle Hunter	3
	T.B.	OLB Shaquil Barrett	3

## MACK ATTACK

By setting his career high with 17.0 sacks in 2023, **Khalil Mack** tied for the most sacks in a single season by a Charger since the individual sack began being tracked in 1982.

Mack forced a total of five fumbles on the year, including four that were strip-sacks. Since forced fumbles began being tracked in 1994, Mack's five tied for the third-most by a Charger in a single season.

### SACKS, SINGLE SEASON, CHARGERS, SINCE 1982

Rank	Season	Player	Sacks
1.	2023	OLB Khalil Mack	17.0
	2006	LB Shawne Merriman	17.0
	1992	DE Leslie O'Neal	17.0
4.	1986	DE Lee Williams	15.0
5.	1989	DE Lee Williams	14.0

### FORCED FUMBLES, SINGLE SEASON, CHARGERS, SINCE 1994

Rank	Season	Player	Forced Fumbles
1.	2021	OLB Joey Bosa	7
	2009	LB Shaun Phillips	7
3.	2023	OLB Khalil Mack	5
	—	Two Other Players	5



# KHALIL MACK

## KHALIL RE-WRITES THE RECORD BOOK

With six sacks in the 2023 Week 4 victory over Las Vegas, **Khalil Mack** set the franchise single-game record, breaking DE Leslie O'Neal's mark of five sacks in 1986.

### SACKS, SINGLE GAME, CHARGERS, SINCE 1982

Rank	Game	Player	Sacks
1.	Oct. 1, 2023 vs. L.V.	OLB Khalil Mack	6.0
	Nov. 16, 1986 vs. Dal.	DE Leslie O'Neal	5.0
3.	Dec. 18, 2011 vs. Bal.	OLB Antwan Barnes	4.0
	Oct. 3, 2010 vs. Ari.	LB Shaun Phillips	4.0
	Oct. 22, 1995 at Sea.	DE Leslie O'Neal	4.0
	Dec. 6, 1992 at Phx.*	DE Leslie O'Neal	4.0
	Dec. 22, 1991 vs. Den.	DE Leslie O'Neal	4.0

*\*Phoenix Cardinals*

## MACK'S PICKS BY PASSER

**Khalil Mack** has picked off three passes, including two that he returned for a touchdown. Below is a look at his career regular-season interceptions by quarterback:

### REGULAR-SEASON CAREER INTs BY PASSER (3)

INTs	Passer	Most Recent INT
1	QB Kirk Cousins	Nov. 16, 2020 vs. Min.
	QB DeShone Kizer	Sept. 9, 2018 at G.B.
	QB Cam Newton	Nov. 27, 2016 vs. Car.



## MACK'S SACKS BY PASSER

**Khalil Mack** has sacked 48 players in the regular season for a total of 104.0 career sacks. Below is a list of his career sacks by passer:

### REGULAR-SEASON CAREER SACKS BY PASSER (105.0)

Sacks	Passer	Most Recent Sack
6.0	QB Aidan O'Connell	Oct. 1, 2023 vs. L.V.
	QB Brock Osweiler	Nov. 21, 2016 vs. Hou.
5.5	QB Aaron Rodgers	Oct. 17, 2021 vs. G.B.
	QB Alex Smith	aDec. 10, 2017 at K.C.
5.0	QB Trevor Siemian	Nov. 26, 2017 vs. Den.
4.0	QB Derek Carr	Sept. 11, 2022 L.V.
	QB Kirk Cousins	Dec. 20, 2020 at Min.
	QB Dak Prescott	Oct. 16, 2023 vs. Dal.
3.0	QB Tom Brady	Oct. 8, 2020 vs. T.B.
	QB Jared Goff	Oct. 3, 2021 vs. Det.
	QB Josh McCown	Sept. 17, 2017 vs. NYJ
2.0	QB Sam Bradford	Sept. 23, 2018 at Ari.
	QB Teddy Bridgewater	Oct. 18, 2020 at Car.
	QB Joe Flacco	Sept. 15, 2019 at Den.
	QB Lamar Jackson	Nov. 26, 2023 vs. Bal.
	QB Daniel Jones	Sept. 20, 2020 vs. NYG
	QB Colin Kaepernick	Dec. 7, 2017 vs. S.F.
	QB Case Keenum	Sept. 23, 2019 at Was.
	QB Jordan Love	Nov. 19, 2023 at G.B.
	QB Patrick Mahomes	Sept. 15, 2022 at K.C.
	QB Marcus Mariota	Nov. 29, 2015 at Ten.
	QB Baker Mayfield	Sept. 26, 2021 at Cle.
	QB Philip Rivers	Oct. 27, 2019 vs. LAC
	QB Geno Smith	Dec. 3, 2017 vs. NYG
	QB Matthew Stafford	Nov. 11, 2018 vs. Det.
	QB Russell Wilson	Oct. 17, 2022 vs. Den.
	QB Zach Wilson	Nov. 6, 2023 at NYJ
	QB Jameis Winston	Oct. 30, 2016 at T.B.
	QB Bailey Zappe	Dec. 3, 2023 at N.E.
1.5	QB Gardner Minshew II	Sept. 8, 2024 vs. L.V.
1.0	QB Blake Bortles	Oct. 23, 2016 at Jax.
	QB Drew Brees	Nov. 1, 2020 vs. N.O.
	QB Joe Burrow	Sept. 19, 2021 vs. Cin.
	QB Jay Cutler	Oct. 4, 2015 at Chi.
	QB Justin Fields	Sept. 22, 2024 at Pit.
	QB Ryan Fitzpatrick	Sept. 30, 2018 vs. T.B.
	QB Nick Foles	Dec. 26, 2022 at Ind.
	QB Blaine Gabbert	Jan. 7, 2024 vs. K.C.
	QB Jimmy Garoppolo	Nov. 13, 2022 at S.F.
	QB DeShone Kizer	Sept. 9, 2018 at G.B.
	QB Eli Manning	Dec. 2, 2018 at NYG
	QB Davis Mills	Oct. 2, 2022 at Hou.
	QB Cam Newton	Nov. 27, 2016 vs. Car.
	QB Kyle Orton	Dec. 21, 2014 vs. Buf.
	QB Spencer Rattler	Oct. 27, 2024 vs. N.O.
	QB Jarrett Stidham	Dec. 31, 2023 at Den.
	QB Tyrod Taylor	Dec. 4, 2016 vs. Buf.
	QB Deshaun Watson	Dec. 13, 2020 vs. Hou.
0.5	QB Matt Ryan	Sept. 27, 2020 at Atl.

### POSTSEASON CAREER SACKS BY PASSER (1.0)

Sacks	Passer	Most Recent Sack
1.0	QB Trevor Lawrence	Jan. 14, 2023 at Jax.*

*\*AFC Wild Card*

# JOEY BOSA



## NOT YOUR AVERAGE JOEY

Since entering the NFL in 2016, **Joey Bosa** has been a force, recording the sixth-best sacks-per-game over that span (min. 80 games played). He is also ranks No. 10 in that time with 69.0 sacks.

### SACKS PER GAME, MIN. 80 GAMES PLAYED, SINCE 2016

Rank	Team/s	Player	Sacks/Game
1.	Pit.	LB T.J. Watt	0.92
2.	Cle.	DE Myles Garrett	0.86
3.	Min./Hou.	OLB Danielle Hunter	0.78
	Ari./L.V.	OLB Chandler Jones	0.78
5.	LAR	DT Aaron Donald	0.75
6.	<b>LAC</b>	<b>OLB Joey Bosa</b>	<b>0.73</b>
7.	<b>Oak./Chi./LAC</b>	<b>OLB Khalil Mack</b>	<b>0.68</b>
8.	N.O./Cin.	DE Trey Hendrickson	0.67
	L.V.	DE Maxx Crosby	0.67
10.	Den./LAR/Buf.	OLB Von Miller	0.64

### SACKS, NFL, SINCE 2016

Rank	Team/s	Player	Sacks
1.	Pit.	LB T.J. Watt	101.0
2.	Cle.	DE Myles Garrett	92.5
3.	LAR	DT Aaron Donald	91.0
4.	Min./Hou.	OLB Danielle Hunter	87.0
5.	<b>Oak./Chi./LAC</b>	<b>OLB Khalil Mack</b>	<b>86.0</b>
6.	K.C.	DT Chris Jones	78.5
	N.O.	DE Cameron Jordan	78.5
8.	Ari./L.V.	OLB Chandler Jones	76.0
9.	Jax./Min./Bal./L.V./Ind./Chi.	DE Yannick Ngakoue	70.5
10.	<b>LAC</b>	<b>OLB Joey Bosa</b>	<b>69.0</b>
11.	Bal./N.E./Atl.	LB Matthew Judon	68.0

## FORCING THE ISSUE

After leading the NFL with seven strip-sacks in 2021, **Joey Bosa** continues to be among the league's best at jarring the ball free. He had one strip-sack in 2023 to reach 14 career strip-sacks. Bosa has nine strip-sacks since 2021, tied for the second most in the NFL over that span and ranks tied for No. 2 in forced fumbles.

### STRIP-SACKS, NFL, SINCE 2021

Rank	Team/s	Player	Strip-Sacks
1.	Pit.	LB T.J. Watt	10
2.	<b>LAC</b>	<b>OLB Joey Bosa</b>	<b>9</b>
	Cin.	DE Trey Hendrickson	9
	Cle.	DE Myles Garrett	9
5.	Car./Phi./NYJ	LB Haason Reddick	8
	Den./Mia.	OLB Bradley Chubb	8
	S.F.	DL Nick Bosa	8
8.	—	Four Other Players	7

### FORCED FUMBLES, NFL, SINCE 2021

Rank	Team/s	Player	Forced Fumbles
1.	Pit.	LB T.J. Watt	13
2.	<b>LAC</b>	<b>OLB Joey Bosa</b>	<b>10</b>
	S.F.	LB Fred Warner	10
4.	Cin.	DE Trey Hendrickson	9
	Cle.	DE Myles Garrett	9
	Den./Mia.	OLB Bradley Chubb	9
	T.B.	S Antoine Winfield Jr.	9
	S.F.	DL Nick Bosa	9
9.	<b>Chi./LAC</b>	<b>OLB Khalil Mack</b>	<b>8</b>
	Car./Phi./NYJ	LB Haason Reddick	8
	Ind./Phi.	LB Shaquille Leonard	8
	Pit.	LB Alex Highsmith	8

Bosa has gone for the ball when taking down the quarterback since he entered the NFL. His 14 career strip-sacks are the ninth-most since 2016.

10 of Bosa's 14 career strip-sacks came on third down, which leads the NFL over that span. Seven of his third-down strip-sacks have come since 2021, which is also a league-high.

### STRIP-SACKS, THIRD DOWN, NFL, SINCE 2016

Rk.	Team/s	Player	Strip-Sacks
1.	<b>LAC</b>	<b>OLB Joey Bosa</b>	<b>10</b>
2.	StL/LAR/Mia./Dal./Chi./Phi.	LB Robert Quinn	8
	Jax./LAR/Atl./Dal.	DE Dante Fowler Jr.	8
	Pit.	LB T.J. Watt	8
5.	LAR	DT Aaron Donald	7

### STRIP-SACKS, THIRD DOWN, NFL, SINCE 2021

Rank	Team/s	Player	Strip-Sacks
1.	<b>LAC</b>	<b>OLB Joey Bosa</b>	<b>7</b>
2.	S.F./Ind.	DE Samson Ebukam	5
	Pit.	LB T.J. Watt	5
4.	Sea./Chi.	DE Darrell Taylor	4
	Cin.	DE Trey Hendrickson	4
	T.B.	OLB Shaquil Barrett	4

# JOEY BOSA

## BOSA'S SACKS BY PASSER

Joey Bosa has 69.0 career sacks. He has sacked QB Derek Carr 8.5 times in his career, more than he's sacked any other quarterback. Bosa has brought down 41 different passers in his career, including 17 more than once. Below is a look at his career sacks by passer:

### REGULAR-SEASON CAREER SACKS BY PASSER (69.0)

Sacks	Passer	Most Recent Sack
8.5	QB Derek Carr	Sept. 11, 2022 vs. L.V.
4.0	QB Ryan Tannehill	Sept. 17, 2023 at Ten.
3.5	QB Trevor Siemian	Oct. 22, 2017 vs. Den.
	QB Gardner Minshew II	Sept. 8, 2024 vs. L.V.
2.5	QB Patrick Mahomes	Dec. 16, 2021 vs. K.C.
	QB Josh Rosen	Sept. 29, 2019 at Mia.
	QB Zach Wilson	Nov. 6, 2023 at NYJ
2.0	QB Josh Allen	Nov. 29, 2020 at Buf.
	QB Kirk Cousins	Sept. 24, 2023 at Min.
	QB Robert Griffin III	Dec. 24, 2016 at Cle.
	QB Eli Manning	Oct. 8, 2015 at NYG
	QB Ben Roethlisberger	Nov. 21, 2021 vs. Pit.
	QB Matt Ryan	Oct. 23, 2016 at Atl.
	QB Alex Smith	Sept. 24, 2017 vs. K.C.
	QB Mitchell Trubisky	Oct. 27, 2019 at Chi.
1.5	QB Lamar Jackson	Oct. 17, 2021 at Bal.
	QB Aaron Rodgers	Nov. 3, 2019 vs. G.B.
1.0	WR Davante Adams	Sept. 11, 2022 vs. L.V.
	QB Tyson Bagent	Oct. 29, 2023 vs. Chi.
	QB Matt Barkley	Nov. 29, 2020 at Buf.
	QB Blake Bortles	Nov. 12, 2017 at Jax.
	QB Tom Brady	Oct. 29, 2017 at N.E.
	QB Drew Brees	Oct. 12, 2020 at N.O.
	QB Teddy Bridgewater	Sept. 27, 2020 vs. Car.
	QB Jacoby Brissett	Sept. 8, 2019 vs. Ind.
	QB Joe Burrow	Sept. 13, 2020 at Cin.
	QB Jeff Driskel	Dec. 9, 2018 vs. Cin.
	QB Joe Flacco	Oct. 6, 2019 vs. Den.
	QB Ryan Fitzpatrick	Sept. 12, 2021 at Was.
	QB Mike Glennon	Dec. 12, 2021 vs. NYG
	QB Jalen Hurts	Nov. 7, 2021 at Phi.
	QB Case Keenum	Dec. 30, 2017 at Den.
	QB DeShone Kizer	Dec. 3, 2017 vs. Cle.
	QB Drew Lock	Nov. 28, 2021 at Den.
	QB Cam Newton	Dec. 11, 2016 at Car.
	QB Tyrod Taylor	Nov. 19, 2017 vs. Buf.
	QB Russell Wilson	Jan. 8, 2023 at Den.
	QB Jameis Winston	Dec. 4, 2016 vs. T.B.
	QB Bryce Young	Sept. 15, 2024 at Car.
0.5	QB Brock Osweiler	Nov. 27, 2016 at Hou.
	QB Deshaun Watson	Sept. 22, 2019 vs. Hou.

### POSTSEASON CAREER SACKS BY PASSER (1.0)

Sacks	Passer	Most Recent Sack
1.0	QB Lamar Jackson	Jan. 6, 2019 at Bal.*

\*AFC Wild Card



## ONE OF A KIND

With 8.5 sacks in his first eight games of 2017, **Joey Bosa** brought his career total to 19.0 sacks over his first 20 career games. That topped the previous NFL record of 18.5 set by Aldon Smith in 2012.

### SACKS, FIRST 20 CAREER GAMES, NFL HISTORY

Rank	Team	Player	Sacks
1.	Chargers	DE <b>Joey Bosa</b>	19.0
2.	49ers	LB Aldon Smith	18.5
3.	Cowboys	LB Micah Parsons	17.0
	Packers	LB Clay Matthews	17.0

## BRING THE HEAT

**Joey Bosa** ranks third in sacks in team history after reaching 66 for his career. He eclipsed 50 in his 67th game of his career, setting the mark for the fastest by any player in Chargers history.

### CAREER SACKS LEADERS, CHARGERS HISTORY SINCE 1982

Rank	Seasons	Player	Sacks
1.	1986-95	DE Leslie O'Neal	105.5
2.	2004-12	LB Shaun Phillips	69.5
3.	2016-Present	OLB <b>Joey Bosa</b>	69.0
4.	1984-90	DE Lee Williams	65.5
5.	2012-20	DE Melvin Ingram III	49.0
6.	1990-2002	LB Junior Seau	47.0

### FEWEST GAMES TO 50 SACKS, CHARGERS HISTORY

Rank	Seasons	Player	Games
1.	2016-21	OLB <b>Joey Bosa</b>	67
2.	1986-91	DE Leslie O'Neal	70
3.	1984-89	DE Lee Williams	75
4.	2004-10	LB Shaun Phillips	96



# CAMERON DICKER

## MAKING NFL HISTORY

**Cameron Dicker** has made 69-of-73 career field goal attempts. His field goal percentage of 94.4 is the best in NFL history by a player with at least 50 attempts.

### FIELD GOAL PCT., MIN. 50 ATTEMPTS, NFL HISTORY

Rank	Team/s	Player	Field Goal Pct. (Made-Att.)
1.	Phi./LAC	<b>K Cameron Dicker</b>	<b>94.5 (69-73)</b>
2.	Dal.	K Brandon Aubrey	93.1 (54-58)
3.	Bal.	K Justin Tucker	89.7 (408-455)
4.	Chi./NYJ/Car.	K Eddie Pineiro	89.1 (98-110)
5.	K.C.	K Harrison Butker	89.0 (211-237)
6.	Min./L.V.	K Daniel Carlson	88.0 (184-209)

## DICKER KICKS CONSISTENTLY

**Cameron Dicker** has made all 56 of his field goal attempts from less than 50 yards out, good for the best percentage by any NFL kicker in at least the last 30 seasons (min. 40 attempts of less than 50 yards).

### FIELD GOAL PCT., LESS THAN 50-YARD ATTEMPTS, MIN. 40 ATTEMPTS, NFL, SINCE 1991

Rank	Team/s	Player	Field Goal Pct. (Made-Att.)
1.	Phi./LAC	<b>K Cameron Dicker</b>	<b>100.0 (57-57)</b>
2.	Bal.	K Justin Tucker	95.3 (346-363)
3.	K.C.	K Harrison Butker	93.7 (179-191)
4.	Jax./Det./Cle.	K Riley Patterson	91.8 (56-61)
5.	LAC/Atl.	K Younghoe Koo	91.6 (141-154)

His 57 consecutive field goals made inside the 50-yard line ranks as the second longest streak, and only active streak above 50, since 1991.

### CONSECUTIVE FIELD GOALS UNDER 50 YARDS, SINCE 1991

Player	Player	Streak	Start	End
N.E.	Nick Folk	64	9/20/20	10/16/22
Phi./LAC	<b>Cameron Dicker</b>	<b>57</b>	<b>10/9/22</b>	<b>Present</b>
Ten.	Ryan Succop	56	12/14/14	1/5/17
Atl.	Matt Bryant	46	9/29/13	10/11/15
Ind./LAR	Matt Gay	44	10/7/21	9/24/23



## EXTRA POINTS

**Cameron Dicker** has made 68-of-70 of his career extra point attempts, registering a 97.1 percentage. It's the tied for the ninth-best percentage by any kicker with at least 50 extra point attempts since the PAT was moved back in 2015.

### EXTRA POINT PERCENTAGE, MIN. 50 ATT., NFL, SINCE 2015

Rk.	Team/s	Player	Made PAT	Missed PAT	PAT Pct.
1.	S.F.	K Jake Moody	72	1	98.6
2.	Bal.	K Justin Tucker	383	6	98.5
3.	NYG	K Josh Brown	53	1	98.1
4.	7 Teams*	K Chase McLaughlin	145	3	98.0
5.	ATL.	K Matt Bryant	164	4	97.6
6.	Bal./N.O./Den.	K Wil Lutz	331	9	97.4
7.	T.B./Chi.	K Connor Barth	73	2	97.3
8.	Mia.	K Jason Sanders	240	7	97.2
9.	Phi./LAC	<b>K Cameron Dicker</b>	<b>68</b>	<b>2</b>	<b>97.1</b>
	Buf.	K Tyler Bass	231	7	97.1

\*Chargers, Colts, 49ers, Jets, Jaguars, Browns, Colts, Buccaneers

## THE BEST THROUGH THREE SEASONS

As a rookie, **Cameron Dicker** made 21-of-22 field goals (95.5 pct.) to set the record for best field goal percentage by a rookie kicker since the 1970 NFL-AFL Merger (min. 15 att.). He has continued his excellence with the Bolts, making 69-of-73 career attempts (94.5 pct.). Dicker's 94.4 career field goal percentage is the best within the first three seasons of a career among kickers with at least 50 field goal attempts.

### FIELD GOAL PCT., FIRST THREE SEASONS, MIN. 50 ATTEMPTS, NFL, SINCE 1970

Rank	Team/s	Player	Field Goal Pct. (Made-Att.)
1.	Phi./LAC	<b>K Cameron Dicker</b>	<b>94.4 (69-73)</b>
2.	Dal.	K Brandon Aubrey	93.1 (54-58)
3.	Dal.	K Dan Bailey	90.8 (89-98)
4.	Chi./NYJ/Car.	K Eddy Pineiro	90.1 (64-71)
5.	Bal.	K Justin Tucker	89.8 (97-108)

# CAMERON DICKER

## DICKER MATCHES FRANCHISE RECORDS

To open scoring in the second quarter against Arizona, **Cameron Dicker** made a 59-yard field goal to give the Bolts a 3-0 lead. Dicker's field goal marked a career-long for the Texas product and matched a franchise record set by K Michael Badgley on Dec. 9, 2018 against Cincinnati.

Dicker was good from 50-plus twice, scoring again from 50 yards in the second quarter marking his second career game with multiple 50-yard field goals. The feat matched a single-game franchise record for 50-plus yard field goals. He is one of only two Chargers to accomplish the feat, joining John Carney who also did so twice.

Dicker ended the game going five-for-five in field goals for 15 points.

### LONG FIELD GOAL, CHARGERS HISTORY

Rank	Game	Player	FG
<b>1</b>	<b>Oct. 21, 2024 at Ari.</b>	<b>K Cameron Dicker</b>	<b>59</b>
	Dec. 9, 2018 vs. Cin.	K Michael Badgley	59
3.	Dec. 21, 2008 at T.B.	K Nate Kaeding	57
4.	Nov. 6, 2023 at NYJ	K Cameron Dicker	55
	Oct. 22, 2023 at K.C.	K Cameron Dicker	55
	Nov. 29, 2009 vs. K.C.	K Nate Kaeding	55

## SEASONS FOR THE AGES

In 10 games played with the Bolts in 2022, **Cameron Dicker** made 19-of-20 field goal attempts (95.0 pct.). It set the best single-season field goal percentage in team history among players with at least 15 field goal attempts.

In 2023, Dicker made 31-of-33 field goals (93.9 pct.), good for the second-best single-season field goal percentage in franchise history (min. 15 att.).

In 2024, Dicker has made 17-of-18 field goals (94.4 pct.) to rank third in single-season field goal percentage in franchise history.

### FIELD GOAL PCT., MIN. 15 ATTEMPTS, SINGLE SEASON, CHARGERS HISTORY

Rank	Season	Player	Field Goal Pct. (Made-Att.)
<b>1.</b>	<b>2022</b>	<b>K Cameron Dicker</b>	<b>95.0 (19-20)</b>
<b>2.</b>	<b>2024</b>	<b>K Cameron Dicker</b>	<b>94.4 (17-18)</b>
<b>3.</b>	<b>2023</b>	<b>K Cameron Dicker</b>	<b>93.9 (31-33)</b>
	2018	K Michael Badgley	93.8 (15-16)
5.	2013	K Nick Novak	91.9 (34-37)
6.	2009	K Nate Kaeding	91.4 (32-35)
7.	1990	K John Carney	90.5 (19-21)

## DICKER'S KICKS BY VENUE & SURFACE

### REGULAR-SEASON KICKING BY VENUE

Stadium*	GP	FGM	FGA	Pct.	1-19	20-29	30-39	40-49	50+	Lg	XPM	XPA	Pts
Acrisure Stadium . . . . .	1	1	1	100.0	0-0	1-1	0-0	0-0	0-0	28	1	1	4
Allegiant Stadium . . . . .	2	3	3	66.7	0-0	0-0	2-2	0-0	0-1	37	5	5	11
Bank of America Stadium . . . . .	1	2	2	100.0	0-0	0-0	0-0	2-2	0-0	46	2	3	8
Empower Field at Mile High . . . . .	3	8	9	88.9	0-0	1-1	3-3	2-2	2-3	52	4	4	28
GEHA Field at Arrowhead Stadium . . . . .	1	1	1	100.0	0-0	0-0	0-0	0-0	1-1	55	2	2	5
Gillette Stadium . . . . .	1	2	2	100.0	0-0	0-0	2-2	0-0	0-0	38	2	2	6
Lambeau Field . . . . .	1	2	2	100.0	0-0	2-2	0-0	0-0	0-0	26	2	2	8
Levi's Stadium . . . . .	1	3	3	100.0	0-0	1-1	0-0	2-2	0-0	47	1	1	10
Lucas Oil Stadium . . . . .	1	2	2	100.0	0-0	2-2	0-0	0-0	0-0	24	2	2	8
Mercedes-Benz Superdome . . . . .	1	2	2	100.0	0-0	0-0	2-2	0-0	0-0	37	2	2	8
MetLife Stadium . . . . .	1	2	2	100.0	0-0	0-0	1-1	0-0	1-1	55	3	3	9
Nissan Stadium . . . . .	1	3	3	100.0	0-0	1-1	2-2	0-0	0-0	33	1	1	10
SoFi Stadium . . . . .	16	31	32	96.9	0-0	9-9	4-4	13-13	5-6	53	35	36	128
State Farm Stadium . . . . .	3	8	8	100.0	0-0	3-3	0-0	3-3	2-2	59 <sup>^</sup>	4	4	13
U.S. Bank Stadium . . . . .	1	0	1	0.0	0-0	0-0	0-0	0-0	0-1	—	4	4	4
<b>Totals . . . . .</b>	<b>35</b>	<b>69</b>	<b>73</b>	<b>94.5</b>	<b>0-0</b>	<b>20-20</b>	<b>16-16</b>	<b>22-22</b>	<b>11-15</b>	<b>59<sup>^</sup></b>	<b>68</b>	<b>70</b>	<b>275</b>
<i>Artificial Surfaces . . . . .</i>	<i>23</i>	<i>44</i>	<i>46</i>	<i>95.6</i>	<i>0-0</i>	<i>13-13</i>	<i>11-11</i>	<i>15-15</i>	<i>6-8</i>	<i>55</i>	<i>49</i>	<i>51</i>	<i>181</i>
<i>Grass Surfaces . . . . .</i>	<i>12</i>	<i>25</i>	<i>27</i>	<i>92.6</i>	<i>0-0</i>	<i>8-8</i>	<i>5-5</i>	<i>7-7</i>	<i>5-7</i>	<i>59<sup>^</sup></i>	<i>19</i>	<i>19</i>	<i>94</i>

### POSTSEASON KICKING BY VENUE

Stadium*	GP	FGM	FGA	Pct.	1-19	20-29	30-39	40-49	50+	Lg	XPM	XPA	Pts
TIAA Bank Field . . . . .	1	3	4	75.0	0-0	2-2	0-0	0-1	1-1	50	3	3	12
<b>Totals . . . . .</b>	<b>1</b>	<b>3</b>	<b>4</b>	<b>75.0</b>	<b>0-0</b>	<b>2-2</b>	<b>0-0</b>	<b>0-1</b>	<b>1-1</b>	<b>50</b>	<b>3</b>	<b>3</b>	<b>12</b>
<i>Artificial Surfaces . . . . .</i>	<i>0</i>	<i>0</i>	<i>0</i>	<i>—</i>	<i>0-0</i>	<i>0-0</i>	<i>0-0</i>	<i>0-0</i>	<i>0-0</i>	<i>—</i>	<i>0</i>	<i>0</i>	<i>0</i>
<i>Grass Surfaces . . . . .</i>	<i>1</i>	<i>3</i>	<i>4</i>	<i>75.0</i>	<i>0-0</i>	<i>2-2</i>	<i>0-0</i>	<i>0-1</i>	<i>1-1</i>	<i>50</i>	<i>3</i>	<i>3</i>	<i>12</i>

\*Current or most recent name of venue when operational | <sup>^</sup> Franchise record

## OTHER PLAYER NOTES

### McCONKEY TOPS CENTURY MARK

**WR Ladd McConkey** had a career day against the Saints, totaling 111 yards and two touchdowns on six receptions (18.5 avg.) including a 60-yard receiving touchdown — the longest scoring play by the Chargers this season.

The rookie receiver is one of seven players this season to top 100 receiving yards and record multiple receiving touchdowns. McConkey joins Arizona WR Marvin Harrison Jr. as the only rookies to accomplish the feat in 2024.

McConkey is the fourth Chargers rookie since the 1970 merger to top the century mark and score two receiving touchdowns and the first to do so since Seyi Ajitrotutu on Nov. 7, 2010 at Houston.

### 100 RECEIVING YARDS AND RECEIVING TDs, 2024 SEASON

Player	Week	Yards	TDs
SF WR Jauan Jennings	3	175	3
CIN WR Ja'Marr Chase	5	193	2
ARI WR Marvin Harrison Jr.*	2	130	2
TB WR Chris Godwin	6	125	2
CIN WR Ja'Marr Chase	3	118	2
<b>LAC WR Ladd McConkey*</b>	<b>8</b>	<b>111</b>	<b>2</b>
ATL WR Darnell Mooney	5	105	2
CHI WR D.J. Moore	5	105	2

\*Rookie

### McCONKEY MAKES HIS MARK

Through the first seven games of his career, **WR Ladd McConkey** paces the team in receptions (30) and receiving yards (376) and touchdown grabs (4). He has a chance to set a team record for receptions within the first eight games of a career.

### RECEPTIONS, FIRST EIGHT CAREER GAMES, CHARGERS HISTORY

Rank	Season	Player	Receptions
1.	2013	WR Keenan Allen†	38
2.	1971	WR Billy Parks	36
<b>3.</b>	<b>2024</b>	<b>WR Ladd McConkey^</b>	<b>30</b>
4.	1997	TE Freddie Jones	27
	1979	TE Kellen Winslow	27
6.	1978	WR John Jefferson	25

\*Pro Bowl Selection

†Professional Football Writers of America All-Rookie

^Team has played seven games in 2024 season



### McCONKEY AND VIDAL SCORE IN DEBUTS

In Week 1, **WR Ladd McConkey** made his NFL debut and led the team with five receptions for 39 yards (7.8 avg.), including a 10-yard touchdown catch in the fourth quarter to put the game away. He was the 10th Charger in history to haul in a touchdown pass in an NFL debut.

Four weeks later, **RB Kimani Vidal** made his NFL debut and hauled in a 38-yard touchdown on his first career reception. He became the 11th Charger ever to have a touchdown catch in a debut and the first Bolts running back since 1977 (Hank Bauer) to record a receiving touchdown on his first career reception.

### CHARGERS WITH RECEIVING TOUCHDOWN IN NFL DEBUT, SINCE 1970

Game	Player	Rec.	Rec. TD
<b>Oct. 13, 2024 at Den.</b>	<b>RB Kimani Vidal</b>	<b>2</b>	<b>1</b>
<b>Sept. 8, 2024 vs. L.V.</b>	<b>WR Ladd McConkey</b>	<b>5</b>	<b>1</b>
Sept. 11, 2022 vs. L.V.	FB Zander Horvath	2	1
Oct. 4, 2020 at T.B.	WR Tyron Johnson	1	1
	TE Donald Parham Jr.	1	1
Sept. 8, 2002 at Cin.	TE Josh Norman	1	1
Aug. 31, 1997 at N.E.	TE Freddie Jones	4	1
Sept. 1, 1991 at Pit.	WR Shawn Jefferson	3	1
Sept. 7, 1981 vs. Cle.	RB James Brooks	2	1
Sept. 3, 1978 at Sea.	WR John Jefferson	3	2
Sept. 19, 1971 vs. K.C.	RB Mike Montgomery	3	1



## OTHER PLAYER NOTES



### MATLOCK MAKES HISTORY

FB/DL Scott Matlock became the first Charger since 1982, when sacks became an official statistic, to record a reception and a sack in a single game as he recorded one reception for nine yards and 1.0 sack in Week 8 against New Orleans.

It marks the 18th time that the feat has been accomplished and Matlock is one of just 13 players with both a reception and a sack in a single game since sacks became an official statistic.

### PLAYERS WITH A RECEPTION AND A SACK, SINGLE GAME, NFL, SINCE 1982

Game	Team	Player	Rec	Sack
Sept. 19, 1982 at Mia.	Bal.*	Barry Krauss	1	1.0
Dec. 8, 1985 at STL †	N.O.	James Haynes	1	1.0
Dec. 20, 1992 vs. Hou ^	Cle.	James Jones	1	1.0
Nov. 6, 1994 vs. N.E.	Cle.	James Jones	1	1.0
Sept. 11, 1995 vs. G.B.	Chi.	Jim Flanigan	1	1.0
Oct. 30, 1995 at Min.	Chi.	Jim Flanigan	1	1.0
Sept. 29, 2002 vs. Hou.	Phi.	Brian Dawkins	1	1.0
Dec. 26, 2005 at NYJ	N.E.	Mike Vrabel	2	1.0
Oct. 28, 2007 vs. Was.	N.E.	Mike Vrabel	1	3.0
Dec. 2, 2007 vs. S.D.	K.C.	Jared Allen	1	2.0
Dec. 23, 2007 at Det.	K.C.	Jared Allen	1	2.0
Sept. 7, 2008 vs. Sea.	Buf.	Ryan Denney	1	1.0
Nov. 16, 2014 at Cle.	Hou.	J.J. Watt	1	1.0
Nov. 30, 2014 vs. Ten.	Hou.	J.J. Watt	1	2.0
Dec. 6, 2015 at Ten.	Jax.	Tyson Alualu	1	1.0
Nov. 24, 2019 at Atl.	T.B.	Vita Vea	1	1.0
Dec. 22, 2019 vs. Cin.	Mia.	Christian Wilkins	1	1.0
<b>Oct. 27, 2024 vs. N.O.</b>	<b>LAC</b>	<b>Scott Matlock</b>	<b>1</b>	<b>1.0</b>

\*Baltimore Colts

†St. Louis Cardinals

^Houston Oilers

### POONA PICKS HIS FIRST PASS

In the fourth quarter of the Week 1 victory, DL Poona Ford hauled in a pass deflected by OLB Khalil Mack for his first career interception. Ford is the first defensive lineman in the NFL with a pick this season and was just the second defensive lineman to have a tackle for loss, interception and multiple pass breakups in a single game since tackles for loss began being tracked in 2008.

### INTERIOR DEFENSIVE LINEMEN WITH TACKLE FOR LOSS, INTERCEPTION AND MULTIPLE PASSES DEFENSED, SINGLE GAME, NFL, SINCE 2008

Game	Team	Player	TFL	INT	PD
<b>Sept. 8, 2024 vs. L.V.</b>	<b>LAC</b>	<b>DL Poona Ford</b>	<b>1</b>	<b>1</b>	<b>2</b>
Jan. 1, 2012 vs. NYJ	Mia.	DL Randy Starks	1	2	2

# CAREER NUMBERS AGAINST BROWNS

## 97 JOEY BOSA OLB

### REGULAR SEASON DEFENSE

Date	Opp.	Res.	GP/GS	Tot	Solo	Asst	Sks	Yds	TFL	QBH	INT	Yds	Lg	TD	PD	FF	FR	Yds
12/24/16	at Cle.	L	1/1	5	4	1	2.0	15	3	3	0	0	—	0	0	0	0	0
12/03/17	Cle.	W	1/1	7	7	0	1.0	5	2	1	0	0	—	0	0	1	0	0
10/10/21	Cle.	W	1/1	3	1	2	0.0	0	0	0	0	0	—	0	0	0	0	0
<b>Totals</b>			<b>2-1</b>	<b>3/3</b>	<b>15</b>	<b>12</b>	<b>3</b>	<b>3.0</b>	<b>20</b>	<b>5</b>	<b>4</b>	<b>0</b>	<b>0</b>	<b>0</b>	<b>0</b>	<b>1</b>	<b>0</b>	<b>0</b>

## 81 WILL DISSLY TE

### REGULAR SEASON RECEIVING

Date	Opp.	Res.	GP/GS	Rec.	Yds	Avg.	Lg	TD
10/13/19	at Cle.	W	1/1	0	0	0.0	—	0
10/29/23	Cle.	W	1/1	0	0	0.0	—	0
<b>Totals</b>			<b>2-0</b>	<b>2/2</b>	<b>0</b>	<b>0.0</b>	<b>—</b>	<b>0</b>

## 27 J.K. DOBBINS RB

### REGULAR SEASON OFFENSE

Date	Opp.	Res.	GP/GS	Att	Yds	Avg.	Lg	TD	Rec.	Yds	Avg.	Lg	TD	Scrim. Yds	Scrim. TD
9/13/20	Cle.	W	1/0	7	22	3.1	12	2	0	—	—	0	0	22	2
12/14/20	at Cle.	W	1/0	13	53	4.1	13	1	0	—	—	0	0	53	1
12/17/22	at Cle.	L	1/1	13	125	9.6	37	0	1	3	3.0	3	0	128	0
<b>Totals</b>			<b>2-1</b>	<b>3/1</b>	<b>33</b>	<b>200</b>	<b>6.1</b>	<b>37</b>	<b>3</b>	<b>1</b>	<b>3.0</b>	<b>3</b>	<b>0</b>	<b>203</b>	<b>3</b>

## 48 BUD DUPREE OLB

### REGULAR SEASON DEFENSE

Date	Opp.	Res.	GP/GS	Tot	Solo	Asst	Sks	Yds	TFL	QBH	INT	Yds	Lg	TD	PD	FF	FR	Yds
11/15/15	Cle.	W	1/0	3	2	1	0.0	0	0	0	0	0	—	0	0	0	0	0
1/3/16	at Cle.	W	1/1	2	2	0	0.0	0	0	0	0	0	—	0	0	0	0	0
11/20/16	at Cle.	W	1/0	0	0	0	0.0	0	0	0	0	0	—	0	0	0	0	0
1/1/17	Cle.	W (OT)	1/1	7	5	2	1.0	7	0	1	0	0	—	0	0	1	0	0
12/31/17	Cle.	W	1/1	0	0	0	0.0	0	0	0	0	0	—	0	0	0	0	0
9/9/18	at Cle.	T (OT)	1/1	5	4	1	1.0	8	1	2	0	0	—	0	2	1	0	0
10/28/18	Cle.	W	1/1	4	1	3	0.0	0	0	2	0	0	—	0	0	0	0	0
11/14/19	at Cle.	L	1/1	6	4	2	0.0	0	2	0	0	0	—	0	0	0	0	0
12/1/19	Cle.	W	1/1	6	4	2	1.5	7	0	2	0	0	—	0	1	1	0	0
10/18/20	Cle.	W	1/1	4	4	0	2.0	13	2	2	0	0	—	0	0	0	0	0
<b>Totals</b>			<b>8-1-1</b>	<b>10/8</b>	<b>37</b>	<b>26</b>	<b>11</b>	<b>5.5</b>	<b>35</b>	<b>5</b>	<b>9</b>	<b>0</b>	<b>0</b>	<b>0</b>	<b>3</b>	<b>3</b>	<b>0</b>	<b>0</b>

## 43 TROY DYE LB

### REGULAR SEASON DEFENSE

Date	Opp.	Res.	GP/GS	Tot	Solo	Asst	Sks	Yds	TFL	QBH	INT	Yds	Lg	TD	PD	FF	FR	Yds
10/3/21	Cle.	L	1/0	0	0	0	0.0	0	0	0	0	0	—	0	0	0	0	0
<b>Totals</b>			<b>0-1</b>	<b>1/0</b>	<b>0</b>	<b>0</b>	<b>0.0</b>	<b>0</b>	<b>0</b>	<b>0</b>	<b>0</b>	<b>0</b>	<b>—</b>	<b>0</b>	<b>0</b>	<b>0</b>	<b>0</b>	<b>0</b>

## 95 POONA FORD DL

### REGULAR SEASON DEFENSE

Date	Opp.	Res.	GP/GS	Tot	Solo	Asst	Sks	Yds	TFL	QBH	INT	Yds	Lg	TD	PD	FF	FR	Yds
10/13/19	at Cle.	W	1/1	2	1	1	0.0	0	0	0	0	0	—	0	0	0	0	0
<b>Totals</b>			<b>1-0</b>	<b>1/1</b>	<b>2</b>	<b>1</b>	<b>1</b>	<b>0.0</b>	<b>0</b>	<b>0</b>	<b>0</b>	<b>0</b>	<b>—</b>	<b>0</b>	<b>0</b>	<b>0</b>	<b>0</b>	<b>0</b>

## 56 MORGAN FOX DL

### REGULAR SEASON DEFENSE

Date	Opp.	Res.	GP/GS	Tot	Solo	Asst	Sks	Yds	TFL	QBH	INT	Yds	Lg	TD	PD	FF	FR	Yds
9/22/19	at Cle.	W	1/0	1	0	1	0.0	0	0	0	0	0	—	0	0	0	0	0
10/9/22	at Cle.	W	1/1	1	1	0	0.0	0	0	0	0	0	—	0	0	0	0	0
<b>Totals</b>			<b>2-0</b>	<b>2/1</b>	<b>2</b>	<b>1</b>	<b>1</b>	<b>0.0</b>	<b>0</b>	<b>0</b>	<b>0</b>	<b>0</b>	<b>—</b>	<b>0</b>	<b>0</b>	<b>0</b>	<b>0</b>	<b>0</b>

# CAREER NUMBERS AGAINST BROWNS

7

KRISTIAN FULTON

CB

**REGULAR SEASON DEFENSE**

Date	Opp.	Res.	GP/GS	Tot	Solo	Asst	Sks	Yds	TFL	QBH	INT	Yds	Lg	TD	PD	FF	FR	Yds
9/24/23	at Cle.	L	1/1	9	7	2	0.0	0	1	0	0	0	—	0	0	0	0	0
<b>Totals</b>		<b>0-1</b>	<b>2/2</b>	<b>9</b>	<b>7</b>	<b>2</b>	<b>0.0</b>	<b>0</b>	<b>1</b>	<b>0</b>	<b>0</b>	<b>0</b>	<b>—</b>	<b>0</b>	<b>0</b>	<b>0</b>	<b>0</b>	<b>0</b>

32

ALOHI GILMAN

S

**REGULAR SEASON DEFENSE**

Date	Opp.	Res.	GP/GS	Tot	Solo	Asst	Sks	Yds	TFL	QBH	INT	Yds	Lg	TD	PD	FF	FR	Yds
10/10/21	Cle.	W	1/0	1	1	0	0.0	0	0	0	0	0	—	0	0	0	0	0
10/9/21	at Cle.	W	1/1	7	4	3	0.0	0	0	0	1	18	18	0	1	0	0	0
<b>Totals</b>		<b>2-0</b>	<b>2/1</b>	<b>8</b>	<b>5</b>	<b>3</b>	<b>0.0</b>	<b>0</b>	<b>0</b>	<b>0</b>	<b>1</b>	<b>18</b>	<b>18</b>	<b>0</b>	<b>1</b>	<b>0</b>	<b>0</b>	<b>0</b>

8

TAYLOR HEINICKE

QB

**REGULAR SEASON PASSING**

Date	Opp.	Res.	GP/GS	Cmp	Att	Pct.	Yds	Y/A	TD	INT	Lg	Sacks	Yds Lost	Rating
12/9/18	at Cle.	L	1/0	1	1	100.0	33	33.0	0	0	33	0	0	118.8
<b>Totals</b>		<b>0-1</b>	<b>1/0</b>	<b>1</b>	<b>1</b>	<b>100.0</b>	<b>33</b>	<b>33.0</b>	<b>0</b>	<b>0</b>	<b>33</b>	<b>0</b>	<b>0</b>	<b>118.8</b>

**REGULAR SEASON RUSHING**

Date	Opp.	Res.	GP/GS	Att	Yds	Avg.	Lg	TD
12/9/18	at Cle.	L	1/0	0	0	—	—	0
<b>Totals</b>		<b>0-1</b>	<b>1/0</b>	<b>0</b>	<b>0</b>	<b>—</b>	<b>—</b>	<b>0</b>

10

JUSTIN HERBERT

QB

**REGULAR SEASON PASSING**

Date	Opp.	Res.	GP/GS	Cmp	Att	Pct.	Yds	Y/A	TD	INT	Lg	Sacks	Yds Lost	Rating
10/10/21	Cle.	W	1/1	26	43	60.5	398	9.62	4	0	72t	2	17	122.0
10/9/22	at Cle.	W	1/1	22	34	64.7	228	6.71	1	0	38	1	1	93.8
<b>Totals</b>		<b>2-0</b>	<b>2/2</b>	<b>48</b>	<b>77</b>	<b>62.3</b>	<b>626</b>	<b>8.13</b>	<b>5</b>	<b>0</b>	<b>72t</b>	<b>3</b>	<b>18</b>	<b>109.6</b>

**REGULAR SEASON RUSHING**

Date	Opp.	Res.	GP/GS	Att	Yds	Avg.	Lg	TD
10/10/21	Cle.	W	1/1	4	29	7.3	11	1
10/9/22	at Cle.	W	1/1	5	13	2.6	12	0
<b>Totals</b>		<b>2-0</b>	<b>2/2</b>	<b>9</b>	<b>42</b>	<b>4.7</b>	<b>12</b>	<b>1</b>

88

HAYDEN HURST

TE

**REGULAR SEASON RECEIVING**

Date	Opp.	Res.	GP/GS	Rec.	Yds	Avg.	Lg	TD
10/7/18	at Cle.	L	1/0	1	7	7.0	7	0
12/30/18	Cle.	W	1/0	2	43	21.5	32	0
9/29/19	Cle.	L	1/0	2	39	19.5	29	0
12/22/19	at Cle.	W	1/0	1	9	9.0	9	0
10/31/22	at Cle.	L	1/1	4	42	10.5	21	0
<b>Totals</b>		<b>2-3</b>	<b>5/1</b>	<b>10</b>	<b>140</b>	<b>14.0</b>	<b>32</b>	<b>0</b>

83

ERIC TOMLINSON

TE

**REGULAR SEASON RECEIVING**

Date	Opp.	Res.	GP/GS	Rec.	Yds	Avg.	Lg	TD
10/8/17	at Cle.	W	1/1	1	34	34.0	34	0
9/20/18	at Cle.	L	1/1	1	14	14.0	14	0
10/27/19	Cle.	W	1/1	0	0	0.0	—	0
12/14/20	at Cle.	L	1/0	0	0	0.0	—	0
11/28/21	Cle.	W	1/0	0	0	0.0	—	0
12/12/21	at Cle.	L	1/1	0	0	0.0	—	0
<b>Totals</b>		<b>4-2</b>	<b>6/4</b>	<b>2</b>	<b>48</b>	<b>24.0</b>	<b>34</b>	<b>0</b>

3

DERWIN JAMES JR.

S

**REGULAR SEASON DEFENSE**

Date	Opp.	Res.	GP/GS	Tot	Solo	Asst	Sks	Yds	TFL	QBH	INT	Yds	Lg	TD	PD	FF	FR	Yds
10/14/18	at Cle.	W	1/1	5	4	1	0.5	1	0	1	0	0	—	0	0	0	0	0
10/10/21	Cle.	W	1/1	16	9	7	1.0	4	1	1	0	0	—	0	0	1	0	0
10/9/22	at Cle.	W	1/1	14	9	5	0.0	0	0	0	0	0	—	0	0	0	0	0
<b>Totals</b>		<b>3-0</b>	<b>3/3</b>	<b>35</b>	<b>22</b>	<b>13</b>	<b>1.5</b>	<b>5</b>	<b>1</b>	<b>2</b>	<b>0</b>	<b>0</b>	<b>—</b>	<b>0</b>	<b>0</b>	<b>1</b>	<b>0</b>	<b>0</b>



# CAREER NUMBERS AGAINST BROWNS

<b>52</b>	<b>KHALIL MACK</b>																<b>OLB</b>	
<b>REGULAR SEASON DEFENSE</b>																		
Date	Opp.	Res.	GP/GS	Tot	Solo	Asst	Sks	Yds	TFL	QBH	INT	Yds	Lg	TD	PD	FF	FR	Yds
10/26/14	at Cle.	L	1/1	6	4	2	0.0	0	2	1	0	0	—	0	0	0	0	0
09/27/15	at Cle.	W	1/1	4	3	1	2.0	11	2	4	0	0	—	0	0	1	0	0
09/26/21	at Cle.	L	1/1	2	2	0	2.0	21	2	2	0	0	—	0	0	0	0	0
10/9/22	at Cle.	W	1/1	3	2	1	0.0	0	1	0	0	0	—	0	0	0	0	0
<b>Totals</b>	<b>2-2</b>	<b>4/4</b>	<b>15</b>	<b>11</b>	<b>4</b>	<b>4.0</b>	<b>32</b>	<b>7</b>	<b>7</b>	<b>0</b>	<b>0</b>	<b>0</b>	<b>—</b>	<b>0</b>	<b>0</b>	<b>1</b>	<b>0</b>	<b>0</b>

<b>22</b>	<b>ELIJAH MOLDEN</b>																<b>DB</b>	
<b>REGULAR SEASON DEFENSE</b>																		
Date	Opp.	Res.	GP/GS	Tot	Solo	Asst	Sks	Yds	TFL	QBH	INT	Yds	Lg	TD	PD	FF	FR	Yds
9/24/23	at Cle.	L	1/0	4	2	2	0.0	0	1	0	0	0	—	0	0	0	0	0
<b>Totals</b>	<b>0-1</b>	<b>1/0</b>	<b>4</b>	<b>2</b>	<b>2</b>	<b>0.0</b>	<b>0</b>	<b>0</b>	<b>1</b>	<b>0</b>	<b>0</b>	<b>0</b>	<b>—</b>	<b>0</b>	<b>0</b>	<b>0</b>	<b>0</b>	<b>0</b>

<b>31</b>	<b>NICK NIEMANN</b>																<b>LB</b>	
<b>REGULAR SEASON DEFENSE</b>																		
Date	Opp.	Res.	GP/GS	Tot	Solo	Asst	Sks	Yds	TFL	QBH	INT	Yds	Lg	TD	PD	FF	FR	Yds
10/10/21	Cle.	W	1/0	0	0	0	0.0	0	0	0	0	0	—	0	0	0	0	0
10/9/22	at Cle.	W	1/0	0	0	0	0.0	0	0	0	0	0	—	0	0	0	0	0
<b>Totals</b>	<b>2-0</b>	<b>2/0</b>	<b>0</b>	<b>0</b>	<b>0</b>	<b>0.0</b>	<b>0</b>	<b>0</b>	<b>0</b>	<b>0</b>	<b>0</b>	<b>0</b>	<b>—</b>	<b>0</b>	<b>0</b>	<b>0</b>	<b>0</b>	<b>0</b>

<b>5</b>	<b>JOSHUA PALMER</b>							<b>WR</b>
<b>REGULAR SEASON RECEIVING</b>								
Date	Opp.	Res.	GP/GS	Rec.	Yds	Avg.	Lg	TD
10/10/21	Cle.	W	1/0	2	12	6.0	7	0
10/9/22	at Cle.	W	1/1	3	24	8.0	9	0
<b>Totals</b>	<b>2-0</b>	<b>2/1</b>	<b>5</b>	<b>36</b>	<b>7.2</b>	<b>9</b>	<b>0</b>	<b>0</b>

<b>6</b>	<b>DENZEL PERRYMAN</b>																<b>LB</b>	
<b>REGULAR SEASON DEFENSE</b>																		
Date	Opp.	Res.	GP/GS	Tot	Solo	Asst	Sks	Yds	TFL	QBH	INT	Yds	Lg	TD	PD	FF	FR	Yds
10/4/15	Cle.	W	1/0	4	3	1	0.0	0	0	0	0	0	—	0	0	0	0	0
12/24/16	at Cle.	L	1/1	7	5	2	1.0	5	2	1	0	0	—	0	0	0	0	0
12/3/17	Cle.	W	1/1	3	2	1	0.0	0	1	0	0	0	—	0	0	0	1	0
10/14/18	at Cle.	W	1/1	8	2	6	0.0	0	0	0	0	0	—	0	0	0	0	0
12/24/23	Cle.	L	1/1	6	5	1	0.0	0	0	0	0	0	—	0	1	0	0	0
<b>Totals</b>	<b>3-2</b>	<b>5/4</b>	<b>28</b>	<b>17</b>	<b>11</b>	<b>1.0</b>	<b>5</b>	<b>3</b>	<b>1</b>	<b>0</b>	<b>0</b>	<b>0</b>	<b>—</b>	<b>0</b>	<b>1</b>	<b>0</b>	<b>1</b>	<b>0</b>

<b>16</b>	<b>JK SCOTT</b>							<b>P</b>		
<b>REGULAR SEASON PUNTING</b>										
Date	Opp.	Res.	GP	Punt	Blk	Yds.	Avg.	Lg	TB	I20
10/9/22	at Cle.	W	1/0	1	0	37	37.0	37	0	0
<b>Totals</b>	<b>1-0</b>	<b>1/0</b>	<b>1</b>	<b>0</b>	<b>37</b>	<b>37.0</b>	<b>37</b>	<b>0</b>	<b>0</b>	<b>0</b>

<b>90</b>	<b>TEAIR TART</b>																<b>DL</b>	
<b>REGULAR SEASON DEFENSE</b>																		
Date	Opp.	Res.	GP/GS	Tot	Solo	Asst	Sks	Yds	TFL	QBH	INT	Yds	Lg	TD	PD	FF	FR	Yds
12/6/23	Cle.	L	1/0	0	0	0	0.0	0	0	0	0	0	—	0	0	0	0	0
9/24/23	at Cle	L	1/1	3	3	0	0.0	0	1	0	0	0	—	0	0	0	0	0
<b>Totals</b>	<b>0-2</b>	<b>2/1</b>	<b>3</b>	<b>3</b>	<b>0</b>	<b>0.0</b>	<b>0</b>	<b>0</b>	<b>1</b>	<b>0</b>	<b>0</b>	<b>0</b>	<b>—</b>	<b>0</b>	<b>0</b>	<b>0</b>	<b>0</b>	<b>0</b>

<b>36</b>	<b>JA'SIR TAYLOR</b>																<b>DB</b>	
<b>REGULAR SEASON DEFENSE</b>																		
Date	Opp.	Res.	GP/GS	Tot	Solo	Asst	Sks	Yds	TFL	QBH	INT	Yds	Lg	TD	PD	FF	FR	Yds
10/9/22	at Cle.	W	1/0	0	0	0	0.0	0	0	0	0	0	—	0	0	0	0	0
<b>Totals</b>	<b>1-0</b>	<b>1/0</b>	<b>0</b>	<b>0</b>	<b>0</b>	<b>0.0</b>	<b>0</b>	<b>0</b>	<b>0</b>	<b>0</b>	<b>0</b>	<b>0</b>	<b>—</b>	<b>0</b>	<b>0</b>	<b>0</b>	<b>0</b>	<b>0</b>

# 2024 LOS ANGELES CHARGERS OFFENSIVE STATISTICS

Los Angeles Chargers / Week 8 / Through Sunday, October 27, 2024 / Regular Season

Won 4, Lost 3

9/8/2024	W	22 - 10	Las Vegas Raiders
9/15/2024	W	26 - 3	at Carolina Panthers
9/22/2024	L	10 - 20	at Pittsburgh Steelers
9/29/2024	L	10 - 17	Kansas City Chiefs
10/13/2024	W	23 - 16	at Denver Broncos
10/21/2024	L	15 - 17	at Arizona Cardinals
10/27/2024	W	26 - 8	New Orleans Saints

	Los Angeles Chargers	Opponent						
<b>Total First Downs</b>	<b>115</b>	<b>111</b>						
Rushing	42	39						
Passing	66	61						
Penalty	7	11						
3rd Down: Made/Att	40/99	29/90						
3rd Down Pct.	40.4%	32.2%						
4th Down: Made/Att	1/3	4/8						
4th Down Pct.	33.3%	50.0%						
<b>Possession Avg.</b>	<b>32:03</b>	<b>27:57</b>						
<b>Total Net Yards</b>	<b>2178</b>	<b>2138</b>						
Avg. Per Game	311.1	305.4						
Total Plays	420	404						
Avg. Per Play	5.2	5.3						
<b>Net Yards Rushing</b>	<b>820</b>	<b>784</b>						
Avg. Per Game	117.1	112.0						
Total Rushes	204	165						
<b>Net Yards Passing</b>	<b>1358</b>	<b>1354</b>						
Avg. Per Game	194.0	193.4						
Sacked/Yards Lost	18/109	18/119						
Gross Yards	1467	1473						
Attempts/Completions	198/129	221/142						
Completion Pct.	65.2%	64.3%						
Had Intercepted	1	6						
<b>Punts/Average</b>	<b>35/48.8</b>	<b>37/48.1</b>						
<b>Net Punting Avg.</b>	<b>43.7</b>	<b>44.2</b>						
<b>Penalties/Yards</b>	<b>38/296</b>	<b>36/278</b>						
<b>Fumbles/Ball Lost</b>	<b>11/3</b>	<b>5/4</b>						
<b>Touchdowns</b>	<b>12</b>	<b>9</b>						
Rushing	4	3						
Passing	8	6						
Returns	0	0						
<b>Score By Periods</b>	<b>Q1</b>	<b>Q2</b>	<b>Q3</b>	<b>Q4</b>	<b>OT</b>	<b>Pts</b>		
Team	36	45	19	32	0	132		
Opponents	9	24	12	46	0	91		
<b>Scoring</b>	<b>TD</b>	<b>Ru</b>	<b>Pa</b>	<b>Rt</b>	<b>PAT</b>	<b>FG</b>	<b>2Pt</b>	<b>Pts</b>
C.Dicker	0	0	0	0	9/11	17/18	0	60
J.Dobbins	4	4	0	0	0/0	0/0	0	24
L.McConkey	4	0	4	0	0/0	0/0	0	24
Q.Johnston	3	0	3	0	0/0	0/0	0	18
K.Vidal	1	0	1	0	0/0	0/0	0	6
<b>Team</b>	<b>12</b>	<b>4</b>	<b>8</b>	<b>0</b>	<b>9/11</b>	<b>17/18</b>	<b>0</b>	<b>132</b>
<b>Opponents</b>	<b>9</b>	<b>3</b>	<b>6</b>	<b>0</b>	<b>8/8</b>	<b>9/13</b>	<b>0</b>	<b>91</b>

2-Pt. Conversions: Team 0/1, Opponents: 0/1  
 Sacks: K.Mack 3.5, B.Dupree 3.0, J.Bosa 2.0, M.Fox 1.5,  
 D.Perryman 1.0, D.James 1.0, S.Matlock 1.0, P.Ford 1.0,  
 T.Tuipulotu 1.0, A.Gilman 1.0, T.Still 0.5, T.Dye 0.5 **Team: 17.0,**  
**Opponents: 18.0**

	No.	Yds	Avg	Long	TD
J.Dobbins	112	535	4.8	61	4
G.Edwards	38	113	3.0	10	0
J.Herbert	24	83	3.5	38	0
K.Vidal	13	37	2.8	7	0
D.Davis	5	31	6.2	10	0
H.Haskins	8	18	2.3	5	0
Q.Johnston	2	4	2.0	4	0
J.Scott	1	0	0.0	0	0
J.Reagor	1	-1	-1.0	-1	0
<b>Team</b>	<b>204</b>	<b>820</b>	<b>4.0</b>	<b>61</b>	<b>4</b>
<b>Opponents</b>	<b>165</b>	<b>784</b>	<b>4.8</b>	<b>44t</b>	<b>3</b>

	No.	Yds	Avg	Long	TD
L.McConkey	30	376	12.5	60t	4
W.Dissly	26	233	9.0	22	0
J.Dobbins	19	87	4.6	15	0
J.Palmer	15	243	16.2	45	0
Q.Johnston	14	164	11.7	29t	3
S.Fehoko	6	106	17.7	30	0
H.Hurst	6	59	9.8	27	0
J.Reagor	3	76	25.3	41	0
K.Vidal	3	49	16.3	38t	1
S.Smartt	2	41	20.5	31	0
S.Matlock	2	16	8.0	9	0
D.Davis	1	8	8.0	8	0
E.Tomlinson	1	7	7.0	7	0
G.Edwards	1	2	2.0	2	0
<b>Team</b>	<b>129</b>	<b>1467</b>	<b>11.4</b>	<b>60t</b>	<b>8</b>
<b>Opponents</b>	<b>142</b>	<b>1473</b>	<b>10.4</b>	<b>55t</b>	<b>6</b>

	No.	Yds	Avg	Long	TD			
E.Molden	2	28	14.0	25	0			
K.Fulton	1	29	29.0	29	0			
T.Tart	1	4	4.0	4	0			
P.Ford	1	3	3.0	3	0			
B.Dupree	1	0	0.0	0	0			
<b>Team</b>	<b>6</b>	<b>64</b>	<b>10.7</b>	<b>29</b>	<b>0</b>			
<b>Opponents</b>	<b>1</b>	<b>0</b>	<b>0.0</b>	<b>0</b>	<b>0</b>			
<b>Punting</b>	<b>No</b>	<b>Yds</b>	<b>Avg</b>	<b>Net</b>	<b>TB</b>	<b>In</b>	<b>Lg</b>	<b>B</b>
J.Scott	35	1707	48.8	43.7	3	14	67	0
<b>Team</b>	<b>35</b>	<b>1707</b>	<b>48.8</b>	<b>43.7</b>	<b>3</b>	<b>14</b>	<b>67</b>	<b>0</b>
<b>Opponents</b>	<b>37</b>	<b>1780</b>	<b>48.1</b>	<b>44.2</b>	<b>3</b>	<b>22</b>	<b>64</b>	<b>0</b>

	Ret	FC	Yds	Avg	Long	TD
D.Davis	5	12	55	11.0	18	0
L.McConkey	3	6	28	9.3	12	0
J.Reagor	0	1	0	0.0	0	0
<b>Team</b>	<b>8</b>	<b>19</b>	<b>83</b>	<b>10.4</b>	<b>18</b>	<b>0</b>
<b>Opponents</b>	<b>13</b>	<b>11</b>	<b>116</b>	<b>8.9</b>	<b>21</b>	<b>0</b>

	No.	Yds	Avg	Long	TD
D.Davis	4	85	21.3	35	0
H.Haskins	1	35	35.0	35	0
J.Reagor	1	22	22.0	22	0
<b>Team</b>	<b>6</b>	<b>142</b>	<b>23.7</b>	<b>35</b>	<b>0</b>
<b>Opponents</b>	<b>9</b>	<b>257</b>	<b>28.6</b>	<b>41</b>	<b>0</b>

	1-19	20-29	30-39	40-49	50+
C.Dicker	0/0	6/6	1/1	6/6	4/5
<b>Team</b>	<b>0/0</b>	<b>6/6</b>	<b>1/1</b>	<b>6/6</b>	<b>4/5</b>
<b>Opponents</b>	<b>0/0</b>	<b>0/0</b>	<b>6/6</b>	<b>3/5</b>	<b>0/2</b>

Fumbles Lost: T.Tart 1, J.Herbert 1, J.Reagor 1 **Total: 3**  
 Opponent Fumble Recoveries: K.Mack 1, T.Tart 1, E.Molden 1,  
 J.Taylor 1 **Total: 4**

	Att	Cmp	Yds	Cmp%	Yds/Att	TD	TD%	Int	Int%	Long	Sack	Lost	Rating
J.Herbert	196	127	1443	64.8%	7.4	8	4.1%	1	0.5%	60t	15/	81	98.2
T.Heinicke	2	2	24	100.0%	12.0	0	0.0%	0	0.0%	18	3/	28	116.7
<b>Team</b>	<b>198</b>	<b>129</b>	<b>1467</b>	<b>65.2%</b>	<b>7.4</b>	<b>8</b>	<b>4.0%</b>	<b>1</b>	<b>0.5%</b>	<b>60t</b>	<b>18/</b>	<b>109</b>	<b>98.6</b>
<b>Opponents</b>	<b>221</b>	<b>142</b>	<b>1473</b>	<b>64.3%</b>	<b>6.7</b>	<b>6</b>	<b>2.7%</b>	<b>6</b>	<b>2.7%</b>	<b>55t</b>	<b>18/</b>	<b>119</b>	<b>81.1</b>

# 2024 LOS ANGELES CHARGERS DEFENSIVE STATISTICS

Official Press Box Totals — Confirmed by league review.

Player	— Tackles —						— Fumbles —				
	Total	Solo	Asst.	Sacks	Yards	TFLs	QB Hits	Interceptions	Passes Def.	Forced Recoveries	
Daiyan Henley	51	34	17	-	-	2	-	-	3	-	
Denzel Perryman	42	30	12	1	7	2	3	-	-	-	
Derwin James	38	25	13	1	6	3	1	-	2	-	
Alohi Gilman	33	20	13	1	-	-	-	-	2	-	
Elijah Molden	26	14	12	-	-	-	-	2	2	1	
Khalil Mack	22	10	12	3.5	25	3	7	-	5	1	
Cam Hart	16	13	3	-	-	-	-	-	1	1	
Kristian Fulton	16	12	4	-	-	2	-	1	3	-	
Tuli Tuipulotu	16	8	8	1	2	3	2	-	2	1	
Otito Ogbonnia	16	6	10	-	-	-	1	-	-	-	
Poona Ford	15	7	8	1	5	2	3	1	3	-	
Tarheeb Still	14	10	4	0.5	4.5	-	1	-	1	-	
Asante Samuel	13	11	2	-	-	-	-	-	2	-	
Morgan Fox	13	10	3	1.5	16	1	3	-	-	-	
Ja'Sir Taylor	13	9	4	-	-	1	-	-	3	1	
Junior Colson	13	7	6	-	-	-	-	-	1	-	
Bud Dupree	12	9	3	3	19	3	3	1	2	-	
Teair Tart	11	4	7	-	-	1	2	1	2	1	
Joey Bosa	9	7	2	2	14	2	3	-	-	1	
A.J. Finley	5	3	2	-	-	-	-	-	-	-	
Troy Dye	3	1	2	0.5	4.5	-	1	-	-	-	
Scott Matlock	2	1	1	1	6	1	1	-	1	-	
Deane Leonard	1	1	0	-	-	-	-	-	1	-	
<b>Totals</b>	<b>400</b>	<b>252</b>	<b>148</b>	<b>17</b>	<b>109</b>	<b>26</b>	<b>31</b>	<b>6</b>	<b>36</b>	<b>4</b>	
<i>Defensive Backs</i>	<i>175</i>	<i>118</i>	<i>57</i>	<i>2.5</i>	<i>10.5</i>	<i>6</i>	<i>2</i>	<i>3</i>	<i>17</i>	<i>1</i>	
<i>Linebackers</i>	<i>109</i>	<i>72</i>	<i>37</i>	<i>1.5</i>	<i>11.5</i>	<i>4</i>	<i>4</i>	<i>0</i>	<i>4</i>	<i>0</i>	
<i>Outside Linebackers</i>	<i>59</i>	<i>34</i>	<i>25</i>	<i>9.5</i>	<i>60</i>	<i>11</i>	<i>15</i>	<i>1</i>	<i>9</i>	<i>3</i>	
<i>Defensive Line</i>	<i>57</i>	<i>28</i>	<i>29</i>	<i>3.5</i>	<i>27</i>	<i>5</i>	<i>10</i>	<i>2</i>	<i>6</i>	<i>0</i>	

## SPECIAL TEAMS TACKLES

Player	Total Tackles
A.J. Finley	3
Daiyan Henley	3
Deane Leonard	3
Dicaprio Bootle	2
Troy Dye	2
Semi Fehoko	2
Elijah Molden	2
Nick Niemann	2
Stone Smart	2
Junior Colson	1
Hassan Haskins	1
Cam Hart	1
Shaquille Quarterman	1
Tuli Tuipulotu	1
<b>Totals</b>	<b>26</b>



# 2024 GAME SUMMARIES

## WEEK 1 vs. LAS VEGAS



**RAIDERS 10  
CHARGERS 22**

Sunday, Sept. 8, 2024  
SoFi Stadium — Inglewood, Calif.



### GAME STATISTICS

TEAM	1	2	3	4	OT	F
Las Vegas	7	0	0	3	—	10
L.A. Chargers	3	3	3	13	—	22

### SCORING SUMMARY

Team	Q	Time	Play
Chargers	1	4:22	C.Dicker 53 yd. Field Goal
Raiders	1	0:45	A.Mattison 31 yd. pass from G.Minshew (D.Carlson kick)
Chargers	2	0:26	C.Dicker 25 yd. Field Goal
Chargers	3	9:08	C.Dicker 24 yd. Field Goal
Chargers	4	14:55	J.Dobbins 12 yd. run (C.Dicker kick)
Raiders	4	10:30	D.Carlson 32 yd. Field Goal
Chargers	4	3:40	L.McConkey 10 yd. pass from J.Herbert (run failed)

### TEAM STATISTICS

	LV	LAC
FIRST DOWNS:	14	11
TOTAL NET YARDS:	296	316
NET RUSHING YARDS:	71	176
NET PASSING YARDS:	225	140
PENALTIES/YARDS:	2-15	7-50
3RD DOWN EFFICIENCY (%):	5-14 (35.7%)	4-15 (26.7%)
PUNTS/AVERAGE:	5-53.0	7-47.4
SACKS/YARDS:	1-4	4-32
FUMBLES/LOST:	2-2	0-0
POINTS OFF TURNOVERS:	0	3
AVG. DRIVE START:	OWN 28	OWN 35
TIME OF POSSESSION:	31:44	28:16

### INDIVIDUAL TOP PERFORMERS



#### PASSING

	CMP	ATT	YDS	TD	INT	RT
Herbert	17	26	144	1	0	95.1
G.Minshew II	25	33	257	1	1	95.1

#### RUSHING

	ATT	YDS	AVG	LG	TD
J.Dobbins	10	135	13.5	61	1
G.Edwards	11	26	2.4	10	0
Z.White	13	44	3.4	12	0
A.Mattinson	5	19	3.8	7	0

#### RECEIVING

	REC	YDS	AVG	LG	TD
L.McConkey	5	39	7.8	11	1
Q.Johnston	3	38	12.7	16	0
J.Dobbins	3	4	1.3	3	0
H.Hurst	2	33	16.5	27	0
B.Bowers	6	58	9.7	26	0
D.Adams	5	59	11.8	23	0
A.Mattison	4	43	10.8	31	1
J.Meyers	3	61	20.3	33	0

**TACKLES (SOLO) - LAC:** J.Bosa 7 (6), D.James 7 (6), A.Samuel 6 (5);  
**LV:** R.Spillane 10 (7), C.Wilkins 5 (4), M.Epps 5 (3).

**SACKS - LAC:** K.Mack 1.5-10, J.Bosa 1-6, TEAM 1-10, M.Fox 0.5-6;  
**LV:** M.Crosby 1-4.

**INTERCEPTIONS - LAC:** P.Ford 1-0-0; **LV:** None.

#### STARTERS

WR.....L.McConkey	OLB.....K.Mack	WR....T.Tucker	DE ....C.Snowden
FB/DL S.Matlock	DL.....P.Ford	TE.....M.Mayer	DE .....M.Crosby
LT .....R.Slater	DL....O.Ogbonnia	LT .....K.Miller	DT.....J.Jenkins
RG.....Z.Johnson	OLB.....J.Bosa	LG.....C.Whitehair	DT.....C.Wilkins
C.....B.Bozeman	LB.....D.Henley	C.....A.James	DT.....A.Butler
RG.....T.Pipkins	LB....D.Perryman	RG.....D.Parham	LB.....D.Deablo
RT .....J.Alt	CB .....K.Fulton	RT .....T.Munford	LB.....R.Spillane
TE.....W.Dissly	CB .....A.Samuel	WR....D.Adams	CB .....J.Jones
WR.....J.Palmer	DB.....J.Taylor	WR....J.Meyers	CB .....N.Hobbs
QB.....J.Herbert	S.....A.Gilman	QB.....G.Minshew II	S.....T.Moehrig
RB.....G.Edwards	S.....D.James	RB....Z.White	S.....M.Epps

## WEEK 2 AT CAROLINA



**CHARGERS 26  
PANTHERS 3**

Sunday, Sept. 15, 2024  
Bank of America Stadium — Charlotte, N.C.



### GAME STATISTICS

TEAM	1	2	3	4	OT	F
L.A. Chargers	6	14	3	3	—	26
Carolina	0	0	3	0	—	3

### SCORING SUMMARY

Team	Q	Time	Play
Chargers	1	9:20	Q.Johnston 29 yd. pass from J.Herbert (kick failed, w/)
Chargers	2	4:16	Q.Johnston 5 yd. pass from J.Herbert (C.Dicker kick)
Chargers	2	2:01	J.Dobbins 43 yd. run (C.Dicker kick)
Panthers	3	12:18	E.Pineiro 38 yd. Field Goal
Chargers	3	9:03	C.Dicker 46 yd. Field Goal
Chargers	4	11:02	C.Dicker 42 yd. Field Goal

### TEAM STATISTICS

	LAC	CAR
FIRST DOWNS:	21	7
TOTAL NET YARDS:	349	159
NET RUSHING YARDS:	219	90
NET PASSING YARDS:	130	69
PENALTIES/YARDS:	3-15	9-90
3RD DOWN EFFICIENCY (%):	9-16 (56.3%)	1-12 (8.0%)
PUNTS/AVERAGE:	3-32.0	7-44.4
SACKS/YARDS:	2-15	1-0
FUMBLES/LOST:	1-1	0-0
POINTS OFF TURNOVERS:	7	0
AVG. DRIVE START:	OWN 35	OWN 28
TIME OF POSSESSION:	36:18	23:42

### INDIVIDUAL TOP PERFORMERS



#### PASSING

	CMP	ATT	YDS	TD	INT	RT
J.Herbert	14	20	130	2	1	100.0
B.Young	18	26	84	0	1	57.2

#### RUSHING

	ATT	YDS	AVG	LG	TD
J.Dobbins	17	131	7.7	43	1
G.Edwards	18	59	3.3	6	0
C.Hubbard	10	64	6.4	23	0
M.Sanders	7	20	2.9	6	0

#### RECEIVING

	REC	YDS	AVG	LG	TD
Q.Johnston	5	51	10.2	29	2
W.Dissly	3	29	9.7	15	0
L.McConkey	2	26	13.0	15	0
J.Palmer	2	19	9.5	11	0
C.Hubbard	4	12	3.0	5	0
T.Tremble	3	23	7.7	12	0
Dio.Johnson	3	15	5.0	7	0
M.Sanders	3	5	1.7	5	0

**TACKLES (SOLO) - LAC:** D.Henley 9 (5), D.Perryman 7 (5), D.James 6 (2);  
**CAR:** S.Thompson 14 (8), J.Jewell 11 (8), A.Robinson 6 (6).

**SACKS - LAC:** D.Perryman 1-7, J.Bosa 1-8; **CAR:** Dj.Johnson 0.5-0, J.Peevy 0.5-0.

**INTERCEPTIONS - LAC:** E.Molden 1-3-0; **CAR:** J.Horn 1-0-0.

#### STARTERS

WR....Q.Johnston	OLB.....K.Mack	WR....D.Hopkins	DL.....D.Autro
TE.....H.Hurst	DL.....P.Ford	LT....A.Dillard	DT.....T.Tartt
WR....D.Davis	DL....O.Ogbonnia	LG.....X.Newman-Johnson	DT.....J.Simmon
LT .....R.Slater	OLB.....J.Bosa	C.....A.Brewer	DT.....K.Peko
LG.....Z.Johnson	LB.....D.Henley	RG.....D.Brunskill	LB.....A.AI-Shair
C.....B.Bozeman	LB....D.Perryman	RT ....C.Hubbard	LB.....J.Gibbens
RG.....T.Pipkins	CB .....K.Fulton	TE.....C.Okonkwo	DB.....H.Landry
RT .....J.Alt	CB .....A.Samuel	WR....T.Burks	CB .....E.Molden
TE.....W.Dissly	DB.....J.Taylor	WR....N.Westbrook-Ikhine	CB ....R.McCreary
QB.....J.Herbert	S.....D.James	QB.....R.Tannehill	S...S.Murphy-Bunting
RB....J.Dobbins	S.....E.Moldem	RB....D.Henry	S.....K.Buaird

# 2024 GAME SUMMARIES

## WEEK 3 AT PITTSBURGH

## WEEK 4 vs. KANSAS CITY



### CHARGERS 10 STEELERS 20

Sunday, Sept. 22, 2024  
Acrisure Stadium – Pittsburgh, Penn.



### CHIEFS 17 CHARGERS 10

Sunday, Sept. 29, 2024  
SoFi Stadium – Inglewood, Calif.



### GAME STATISTICS

TEAM	1	2	3	4	OT	F
L.A. Chargers	7	3	0	0	—	10
Pittsburgh	0	7	3	10	—	20

### SCORING SUMMARY

Team	Q	Time	Play
Chargers	1	2:46	Q.Johnston 27 yd. pass from J.Herbert (C.Dicker kick)
Steelers	2	10:17	J.Fields 5 yd. run (C.Boswell kick)
Chargers	2	3:13	C.Dicker 28 yd. Field Goal (12-60, 7:04)
Steelers	3	9:05	C.Boswell 38 yd. Field Goal (12-50, 5:55)
Steelers	4	14:14	C.Boswell 30 yd. Field Goal (12-73, 6:26)
Steelers	4	7:02	C.Austin 55 yd. pass from J.Fields (C.Boswell kick)

### TEAM STATISTICS

	LAC	PIT
FIRST DOWNS:	10	20
TOTAL NET YARDS:	168	346
NET RUSHING YARDS:	107	232
NET PASSING YARDS:	225	140
PENALTIES/YARDS:	7-69	3-15
3RD DOWN EFFICIENCY (%):	3-11 (27.3%)	7-14 (50.0%)
PUNTS/AVERAGE:	7-50.0	3-52.0
SACKS/YARDS:	2-13	5-42
FUMBLES/LOST:	2-0	0-0
POINTS OFF TURNOVERS:	0	0
AVG. DRIVE START:	OWN 24	OWN 30
TIME OF POSSESSION:	26:09	33:51

### INDIVIDUAL TOP PERFORMERS



#### PASSING

	CMP	ATT	YDS	TD	INT	RT		CMP	ATT	YDS	TD	INT	RT
Herbert	12	18	125	1	0	105.1	Fields	25	32	245	1	1	96.0
Heinicke	2	2	24	0	0	116.7							

#### RUSHING

	ATT	YDS	AVG	LG	TD		ATT	YDS	AVG	LG	TD
J.Dobbins	15	44	2.9	13	0	N.Harris	18	70	3.9	21	0
G.Edwards	3	9	3.0	6	0	C.Patterson	4	33	8.3	14	0

#### RECEIVING

	REC	YDS	AVG	LG	TD		REC	YDS	AVG	LG	TD
L.McConkey	3	44	14.7	18	0	G.Pickens	5	57	11.4	27	0
W.Dissly	3	19	6.3	7	0	N.Harris	5	16	3.2	8	0
J.Dobbins	3	10	3.3	6	0	C.Austin	4	95	23.8	55	2
Q.Johnston	2	44	22.0	27	1	P.Freiermuth	4	33	8.3	15	0

**TACKLES (SOLO) – LAC:** D.Henley 12 (9), D.Perryman 9 (6), D.James 8 (5);  
**PIT:** P.Queen 8 (4), D.Elliott 5 (4), D.Jackson 5 (2).

**SACKS – LAC:** D.James 1-6, K.Mack 1-7; **PIT:** Ni.Herbig 2-15, E.Roberts 1-9, Ca.Heyward 1-10, T.Watt 1-8.

**INTERCEPTIONS – LAC:** B.Dupree 1-0-0; **PIT:** None.

#### STARTERS

WR..... L.McConkey	OLB..... K.Mack	TE..... P.Freiermuth	ROLB... A.Highsmith
TE..... W.Dissly	DL..... O.Ogbonnia	LT..... D.Moore	DT.... Ca.Heyward
LT..... R.Slater	DL..... P.Ford	LG..... S.Anderson	NT..... K.Benton
RG..... Z.Johnson	OLB..... J.Bosa	C..... Z.Frazier	DE .... L.Ogunjobi
C..... B.Bozeman	LB..... D.Henley	RG..... J.Daniels	LOLB..... T.Watt
RG..... T.Pipkins	LB..... D.Perryman	RT..... B.Jones	LILB..... P.Queen
RT..... J.Alt	CB..... K.Fulton	WR.... V.Jefferson	RILB... E.Roberts
WR.... Q.Johnston	CB..... A.Samuel	WR.... G.Pickens	RCB..... J.Porter
QB.... J.Herbert	S..... E.Molden	WR.... C.Patterson	FS... M.Fitzpatrick
FB.... S.Matlock	S..... A.Gilman	QB.... J.Fields	SS..... D.Elliott
RB.... J.Dobbins	S..... D.James	RB.... N.Harris	LCB ... D.Jackson

### GAME STATISTICS

TEAM	1	2	3	4	OT	F
Kansas City	0	7	3	7	—	17
L.A. Chargers	10	0	0	0	—	10

### SCORING SUMMARY

Team	Q	Time	Play
Chargers	1	6:16	L.McConkey 7 yd. pass from J.Herbert (C.Dicker kick)
Chargers	1	3:53	C.Dicker 50 yd. Field Goal
Chiefs	2	4:06	X.Worthy 54 yd. pass from P.Mahomes (H.Butker kick)
Chiefs	3	6:26	H.Butker 37 yd. Field Goal
Chiefs	4	6:04	S.Perine 2 yd. run (H.Butker kick)

### TEAM STATISTICS

	KC	LAC
FIRST DOWNS:	16	12
TOTAL NET YARDS:	329	224
NET RUSHING YARDS:	101	55
NET PASSING YARDS:	228	169
PENALTIES/YARDS:	5-40	9-51
3RD DOWN EFFICIENCY (%):	9-16 (56.3%)	4-13 (30.8%)
PUNTS/AVERAGE:	4-50.0	6-53.0
SACKS/YARDS:	2-10	3-17
FUMBLES/LOST:	1-1	2-0
POINTS OFF TURNOVERS:	10	0
AVG. DRIVE START:	OWN 29	OWN 27
TIME OF POSSESSION:	29:08	30:52

### INDIVIDUAL TOP PERFORMERS



#### PASSING

	CMP	ATT	YDS	TD	INT	RT		CMP	ATT	YDS	TD	INT	RT
J.Herbert	16	27	179	1	0	91.4	P.Mahomes	19	29	245	1	1	89.0

#### RUSHING

	ATT	YDS	AVG	LG	TD		ATT	YDS	AVG	LG	TD
J.Dobbins	14	32	2.3	12	0	K.Hunt	14	69	4.9	10	0
G.Edwards	6	19	3.2	5	0	S.Perine	5	14	2.8	4	1

#### RECEIVING

	REC	YDS	AVG	LG	TD		REC	YDS	AVG	LG	TD
L.McConkey	5	67	13.4	37	1	T.Kelce	7	89	12.7	38	0
J.Palmer	3	36	12.0	26	0	N.Gray	4	40	10.0	29	0
J.Dobbins	3	30	10.0	14	0	X.Worthy	3	73	24.3	54	1
W.Dissly	2	24	12.0	22	0	Ju.Watson	2	27	13.5	17	0

**TACKLES (SOLO) – LAC:** D.Perryman 8 (6), E.Molden 8 (5), D.Henley 7 (4);  
**KC:** D.Tranquill 10 (7), T.McDuffie 6 (3), B.Cook 5 (4).

**SACKS – LAC:** B.Dupree 2-8, T.Dye 0.5-4.5, T.Still 0.5-4.5; **KC:** C.Jones 2-10.

**INTERCEPTIONS – LAC:** K.Fulton 1-29-0; **KC:** None.

#### STARTERS

TE..... W.Dissly	OLB..... K.Mack	TE..... T.Kelce	DE ..... G.Karlaftis
LT..... J.Salyer	DL..... O.Ogbonnia	WR.... R.Rice	DT..... C.Jones
LG.... Z.Johnson	DL..... P.Ford	LT.... W.Morris	DE..... M.Pennel
C..... B.Bozeman	OLB... T.Tuipulotu	OLB... J.Thuney	DE ... F.Anudike-Uzomah
RG.... S.Mustipher	LB..... D.Henley	C..... C.Humphrey	LB..... N.Bolton
RT.... T.Pipkins	LB..... D.Perryman	RG.... T.Smith	LB..... D.Tranquill
FB.... S.Matlock	CB..... K.Fulton	RT..... J.Taylor	LB..... L.Chenal
WR.... Q.Johnston	CB..... A.Samuel	WR.... X.Worthy	CB.... T.McDuffie
WR.... L.McConkey	DB..... T.Still	WR.... Ju.Watson	CB.... Ja.Watson
QB.... J.Herbert	S..... A.Gilman	QB.... P.Mahomes	S..... J.Reid
RB.... J.Dobbins	S..... E.Molden	FB.... C.Steele	S..... B.Cook

# 2024 GAME SUMMARIES

## WEEK 6 AT DENVER



### CHARGERS 23 BRONCOS 16

Sunday, Oct. 13, 2024

Empower Field at Mile High – Denver, Colo.



### GAME STATISTICS

TEAM	1	2	3	4	OT	F
L.A. Chargers	10	10	3	0	—	23
Denver	0	0	0	16	—	16

### SCORING SUMMARY

Team	Q	Time	Play
Chargers	1	9:26	C.Dicker 20 yd. Field Goal
Chargers	1	4:59	K.Vidal 38 yd. pass from J.Herbert (C.Dicker kick)
Chargers	2	6:21	C.Dicker 33 yd. Field Goal
Chargers	2	1:00	J.Dobbins 4 yd. run (C.Dicker kick)
Chargers	3	2:35	C.Dicker 46 yd. Field Goal
Broncos	4	10:06	T.Franklin 2 yd. pass from B.Nix
Broncos	4	5:22	C.Sutton 15 yd. pass from B.Nix (pass failed)
Broncos	4	0:59	W.Lutz 40 yd. Field Goal

### TEAM STATISTICS

	LAC	DEN
FIRST DOWNS:	22	17
TOTAL NET YARDS:	350	316
NET RUSHING YARDS:	128	110
NET PASSING YARDS:	222	206
PENALTIES/YARDS:	3-20	7-37
3RD DOWN EFFICIENCY (%):	11-18 (61.1%)	3-11 (27.3%)
PUNTS/AVERAGE:	4-39.8	5-46.6
SACKS/YARDS:	2-10	3-15
FUMBLES/LOST:	1-0	1-1
POINTS OFF TURNOVERS:	10	0
AVG. DRIVE START:	OWN 34	OWN 25
TIME OF POSSESSION:	37:23	23:37

### INDIVIDUAL TOP PERFORMERS



#### PASSING

Player	CMP	ATT	YDS	TD	INT	RT
Herbert	21	34	237	1	0	92.4
Nix	19	33	216	2	1	84.9

#### RUSHING

Player	ATT	YDS	AVG	LG	TD
J.Dobbins	25	96	3.8	20	1
D.Davis	2	14	7.0	10	0
B.Nix	6	61	10.2	21	0
J.Williams	6	23	3.8	13	0

#### RECEIVING

Player	REC	YDS	AVG	LG	TD
L.McConkey	4	43	10.8	15	0
W.Dissly	4	26	6.5	20	0
Q.Johnston	3	22	7.3	8	0
S.Fehoko	2	44	22.0	30	0
D.Vele	4	78	19.5	37	0
C.Sutton	4	53	13.3	20	1
J.Williams	3	15	4.3	10	0
T.Franklin	2	31	15.5	29	1

**TACKLES (SOLO) - LAC:** A.Gilman 10 (6), D.Perryman 6 (5), D.Henley 4 (2); **DEN:** B.Jones 12 (11), Z.Allen 8 (5), C.Barton 8 (1).

**SACKS - LAC:** A.Gilman 1-0, M.Fox 1-10; **DEN:** N.Bonitto 1-8, J.Strnad 1-0, Z.Allen 0.5-3.5, J.Cooper, 0.5-3.5.

**INTERCEPTIONS - LAC:** E.Molden 1-25-0; **DEN:** None.

#### STARTERS

WR.... L.McConkey	OLB.....K.Mack	WR.... T.Franklin	OLB..... N.Bonitto
TE..... H.Hurst	DL.....O.Ogbonnia	WR.... D.Vele	DE ... J.Franklin-Myers
LT..... R.Slater	DL.....O.Ogbonnia	LT..... G.Bolles	NT..... D.Jones
RG..... Z.Johnson	OLB...T.Tuipulotu	LG..... B.Powers	DE..... Z.Allen
C..... B.Bozeman	LB.....D.Henley	C..... A.Forsyth	ILB..... C.Barton
RG..... T.Pipkins	LB..... D.Perryman	RG..... Q.Meinerz	SLB..... J.Cooper
RT..... J.Alt	CB..... K.Fulton	RT..... M.Pearl	ILB..... J.Strnad
WR.... Q.Johnston	CB..... T.Still	WR.... C.Sutton	LCB...P.Surtain
QB.... J.Herbert	CB..... C.Hart	TE.... A.Trautman	RCB..... R.Moss
FB.... S.Matlock	S..... A.Gilman	QB.... B.Nix	S..... B.Jones
RB.... J.Dobbins	S..... D.James	RB.... J.Williams	S..... P.Locke

## WEEK 7 AT ARIZONA



### CHARGERS 15 CARDINALS 17

Monday, Oct. 21, 2024

State Farm Stadium – Glendale, Ariz.



### GAME STATISTICS

TEAM	1	2	3	4	OT	F
L.A. Chargers	0	6	3	6	—	15
Arizona	0	7	0	10	—	17

### SCORING SUMMARY

Team	Q	Time	Play
Chargers	2	11:59	C.Dicker 59 yd. Field Goal
Cardinals	2	5:40	G.Dortch 5 yd. pass from K.Murray (C.Ryland kick)
Chargers	2	0:00	C.Dicker 50 yd. Field Goal
Chargers	3	0:40	C.Dicker 28 yd. Field Goal
Cardinals	4	14:14	K.Murray 44 yd. run (C.Ryland kick)
Chargers	4	12:09	C.Dicker 47 yd. Field Goal
Chargers	4	1:54	C.Dicker 40 yd. Field Goal
Cardinals	4	0:00	C.Ryland 32 yd. Field Goal

### TEAM STATISTICS

	LAC	ARI
FIRST DOWNS:	20	22
TOTAL NET YARDS:	395	326
NET RUSHING YARDS:	59	181
NET PASSING YARDS:	336	145
PENALTIES/YARDS:	5-57	3-15
3RD DOWN EFFICIENCY (%):	6-14 (42.9%)	2-7 (28.6%)
PUNTS/AVERAGE:	2-37.5	4-44.5
SACKS/YARDS:	3-13	0-0
FUMBLES/LOST:	3-2	1-0
POINTS OFF TURNOVERS:	0	0
AVG. DRIVE START:	OWN 21	OWN 25
TIME OF POSSESSION:	34:14	25:46

### INDIVIDUAL TOP PERFORMERS



#### PASSING

Player	CMP	ATT	YDS	TD	INT	RT
J.Herbert	27	39	349	0	0	97.1
K.Murray	14	26	145	1	1	67.0

#### RUSHING

Player	ATT	YDS	AVG	LG	TD
J.Dobbins	14	40	2.9	11	0
K.Videl	3	10	3.3	7	0
J.Conner	19	101	5.3	14	0
K.Murray	6	64	10.7	44	1

#### RECEIVING

Player	REC	YDS	AVG	LG	TD
W.Dissly	8	81	10.1	18	0
L.McConkey	5	46	9.2	21	0
J.Palmer	4	63	15.8	24	0
S.Fehoko	3	45	15.0	25	0
T.McBride	5	51	10.2	14	0
M.Harrison	3	21	7.0	10	0
J.Conner	2	51	25.5	33	0
Mi.Wilson	1	15	15.0	15	0

**TACKLES (SOLO) - LAC:** D.James 8 (5), C.Hart 7 (6), A.Gilman 5 (3); **ARI:** K.White 10 (3), M.Melton 9 (8), B.Baker 8 (4).

**SACKS - LAC:** None; **ARI:** N.Jones 1.0-8, D.Stills 1-1, B.Stille 1-4.

**INTERCEPTIONS - LAC:** T.Tart 1-4-0; **ARI:** None.

#### STARTERS

WR.... J. Palmer	OLB.....K.Mack	WR.... M.Harrison	NT.....R.Lopez
WR.... L.McConkey	DL.....P.Ford	TE.... T.McBride	DT.....L.Collier
WR.... S.Fehoko	DL.....O.Ogbonnia	LT..... P.Johnson	OLB...D.Gardeck
LT..... R.Slater	OLB...M.Fox	LG..... E.Brown	ILB.....K.White
LG.... Z.Johnson	OLB...T.Tuipulotu	C..... H.Froholdt	ILB.... Ma.Wilson
C..... B.Bozeman	LB.....D.Henley	RG.... T.Colon	OLB...Z.Collins
RG.... T.Pipkins	LB..... D.Perryman	RT.... K.Beachum	CB.... S.Thomas
RT.... J.Alt	CB..... C.Hart	TE.... T.Reiman	CB.... G.Williams
TE.... E.Tomlinson	CB..... T.Still	WR.... Mi.Wilson	CB...S.Murphy-Bunting
QB.... J.Herbert	S..... D.James	QB.... K.Murray	S.....J.Thompson
RB.... J.Dobbins	S..... A.Gilman	RB.... J.Conner	S.....B.Baker



# 2024 GAME SUMMARIES

## WEEK 8 VS NEW ORLEANS



### SAINTS 8 CHARGERS 26

Sunday, Oct. 27, 2024

SoFi Stadium – Inglewood, Calif.



### GAME STATISTICS

TEAM	1	2	3	4	OT	F
New Orleans	2	3	3	0	—	8
L.A. Chargers	0	9	7	10	—	26

### SCORING SUMMARY

Team	Q	Time	Play
Saints	1	10:20	J.Scott fumble forced by T.Hill out of bounds in end zone for a Safety
Chargers	2	14:55	C.Dicker 46 yd. Field Goal
Chargers	2	1:37	J.Dobbins 1 yd. run (kick failed, wl)
Saints	2	0:05	B.Grupe 40 yd. Field Goal
Chargers	3	8:48	L.McConkey 60 yd. pass from J.Herbert (C.Dicker kick)
Saints	3	1:05	B.Grupe 43 yd. Field Goal
Chargers	4	11:55	C.Dicker 29 yd. Field Goal
Chargers	4	3:22	L.McConkey 9 yd. pass from J.Herbert (C.Dicker kick)

### TEAM STATISTICS

	NO	LAC
FIRST DOWNS:	15	19
TOTAL NET YARDS:	366	378
NET RUSHING YARDS:	117	122
NET PASSING YARDS:	249	256
PENALTIES/YARDS:	7-66	4-37
3RD DOWN EFFICIENCY (%):	2-16 (12.5%)	3-12 (25.0%)
PUNTS/AVERAGE:	9-48.6	6-57.3
SACKS/YARDS:	5-32	3-23
FUMBLES/LOST:	0-0	2-0
POINTS OFF TURNOVERS:	0	0
AVG. DRIVE START:	OWN 32	OWN 30
TIME OF POSSESSION:	28:52	31:08

### INDIVIDUAL TOP PERFORMERS



#### PASSING

	CMP	ATT	YDS	TD	INT	RT		CMP	ATT	YDS	TD	INT	RT
J.Herbert	20	32	279	2	0	111.3	S.Rattler	12	24	156	0	0	70.8

#### RUSHING

	ATT	YDS	AVG	LG	TD		ATT	YDS	AVG	LG	TD
J.Dobbins	17	57	3.4	13	1	A.Kamara	10	67	6.7	24	0
J.Herbert	4	49	12.3	38	0	T.Hill	4	20	5.0	8	0

#### RECEIVING

	REC	YDS	AVG	LG	TD		REC	YDS	AVG	LG	TD
L.McConkey	6	111	18.5	60	2	C.Olave	8	107	13.4	28	0
W.Dissly	5	41	8.2	16	0	A.Kamara	6	55	9.2	37	0
J.Dobbins	4	11	2.8	15	0	J.Johnson	3	48	16.0	22	0
J.Palmer	2	72	36.0	45	0	T.Hill	2	21	10.5	14	0

**TACKLES (SOLO) - LAC:** D.Henley 10 (6), D.James 6 (4), C.Hart 5 (4);  
**NO:** P.Werner 9 (7), D.Davis 9 (5), T.Mathieu 5 (0).

**SACKS - LAC:** B.Dupree 1-11, T.Tuipulotu 1-2, K.Mack 1-8, P.Ford 1-5, S.Matlock 1-6; **NO:** K.Saunders1-10, A.Taylor 0.5-2.5, C.Young 0.5-2.5.

**INTERCEPTIONS - LAC:** None; **NO:** None.

#### STARTERS

WR.....S.Fehoko	OLB.....K.Mack	WR.....C.Olave	DT.....N.Shepherd
WR.....J.Palmer	DL.....O.Ogbonnia	LT.....T.Fuaga	DT.....B.Breese
WR.....L.McConkey	DL.....P.Ford	LG.....L.Patrick	DE...C.Granderson
LT.....R.Slater	OLB...T.Tuipulotu	C.....C.McGovern	DE.....C.Jordan
LG.....Z.Johnson	LB.....D.Henley	RG.....C.Ruiz	MLB.....D.Davis
C.....B.Bozeman	LB...D.Perryman	RT.....T.Penning	LB.....P.Werner
RG...T.Pipkins	CB.....K.Fulton	TE.....F.Moreau	DB.....J.Howden
RT.....J.Alt	CB.....T.Still	TE.....J.Johnson	FS.....T.Mathieu
TE.....W.Dissly	CB.....C.Hart	TE.....T.Hill	CB.....A.Taylor
QB...J.Herbert	S.....A.Gilman	QB....S.Rattler	CB...K.McKinstry
RB....J.Dobbins	S.....D.James	RB....A.Kamara	CB...M.Lattimore

# 2024 LOS ANGELES CHARGERS NUMERICAL ROSTER

## ACTIVE ROSTER

No.	Name	Pos.	Ht.	Wt.	Age	Exp.	College	Hometown	How Acq.
0	Daiyan Henley	LB	6-0	225	24	2	Washington State	Los Angeles, Calif.	D3-'23
1	Quentin Johnston	WR	6-2	208	23	2	TCU	Temple, Texas	D1-'23
2	Easton Stick	QB	6-1	224	29	6	North Dakota State	Omaha, Neb.	D5-'19
3	Derwin James Jr.	S	6-2	215	28	7	Florida State	Haines City, Fla.	D1-'18
5	Joshua Palmer	WR	6-1	210	25	4	Tennessee	Brampton, Ontario, Canada	D3a-'21
6	Denzel Perryman	LB	5-11	240	31	10	Miami	Coral Gables, Fla.	UFA (Hou)-'24
7	Kristian Fulton	CB	5-11	197	26	5	Louisiana State	New Orleans, La.	UFA (Ten)-'24
8	Taylor Heinicke	QB	6-1	210	31	7	Old Dominion	Atlanta, Ga.	T (Atl)-'24
10	Justin Herbert	QB	6-6	236	26	5	Oregon	Eugene, Ore.	D1a-'20
11	Cameron Dicker	K	6-1	216	24	3	Texas	Austin, Texas	FA-'22
12	Derius Davis	WR	5-8	165	24	2	TCU	St. Francisville, La.	D4-'23
15	Ladd McConkey	WR	6-0	185	22	R	Georgia	Chatsworth, Ga.	D2-'24
16	JK Scott	P	6-5	208	28	6	Alabama	Denver, Colo.	FA-'22
20	Cam Hart	CB	6-2	207	23	R	Notre Dame	Baltimore, Md.	D5b-'24
22	Elijah Molden	DB	5-10	192	24	4	Washington	West Linn, Ore.	T (Ten)-'24
24	AJ Finley	S	6-0	188	23	2	Mississippi	Mobile, Ala.	FA-'23
25	Junior Colson	LB	6-3	247	21	R	Michigan	Franklin, Tenn.	D3-'24
27	J.K. Dobbins	RB	5-10	215	25	5	Ohio State	La Grange, Texas	UFA (Bal)-'24
28	Hassan Haskins	RB	6-2	228	24	3	Michigan	St. Louis, Mo.	W (Ten)-'23
29	Tarheeb Still	CB	6-1	196	22	R	Maryland	Sicklerville, N.J.	D5a-'24
30	Kimani Vidal	RB	5-8	215	23	R	Troy	Marietta, Ga.	D6-'24
31	Nick Niemann	LB	6-3	234	26	4	Iowa	Sycamore, Ill.	D6a-'21
32	Alohi Gilman	S	5-10	201	27	5	Notre Dame	Laie, Hawaii	D6-'20
35	Dicaprio Bootle	CB	5-10	180	27	2	Nebraska	Miami, Fla.	FA-'24
36	Ja'Sir Taylor	DB	5-10	185	25	3	Wake Forest	Asbury Park, N.J.	D6b-'22
43	Troy Dye	LB	6-3	225	28	5	Oregon	Norco, Calif.	UFA (Min)-'24
44	Scott Matlock	FB/DL	6-4	296	24	2	Boise State	Homedale, Idaho	D6-'23
45	Tuli Tuipulotu	OLB	6-3	266	22	2	Southern California	Hawthorne, Calif.	D2-'23
47	Josh Harris	LS	6-1	224	35	13	Auburn	Charlottesville, Va.	UFA (Atl)-'22
48	Bud Dupree	OLB	6-4	269	31	10	Kentucky	Macon, Ga.	FA-'24
52	Khalil Mack	OLB	6-3	269	33	11	Buffalo	Fort Pierce, Fla.	T (Chi)-'22
56	Morgan Fox	DL	6-3	275	30	8	Colorado State-Pueblo	Fountain, Colo.	FA-'22
64	Brenden James	OL	6-5	300	25	4	Nebraska	Austin, Texas	D5-'21
68	Jamaree Salyer	OL	6-4	325	24	3	Georgia	Atlanta, Ga.	D6a-'22
70	Rashawn Slater	T	6-4	315	25	4	Northwestern	Sugar Land, Texas	D1-'21
71	Jordan McFadden	OL	6-2	303	24	2	Clemson	Spartanburg, S.C.	D5-'23
73	Foster Sarell	T	6-6	322	26	3	Stanford	Tacoma, Wash.	FA-'21
75	Bradley Bozeman	C	6-5	325	29	7	Alabama	Roanoke, Ala.	FA-'24
76	Joe Alt	T	6-8	322	21	R	Notre Dame	North Oaks, Minn.	D1-'24
77	Zion Johnson	G	6-3	316	24	3	Boston College	Bowie, Md.	D1-'22
79	Trey Pipkins III	G/T	6-6	307	28	6	Sioux Falls	Apple Valley, Minn.	D3-'19
81	Will Dissly	TE	6-4	265	28	7	Washington	Bozeman, Mont.	FA-'24
82	Brenden Rice	WR	6-3	210	22	R	Southern California	Chandler, Ariz.	D7a-'24
83	Eric Tomlinson	TE	6-6	265	32	8	UTEP	Oklahoma City, Okla.	FA-'24
84	Stone Smartt	TE	6-4	226	26	3	Old Dominion	Sacramento, Calif.	FA-'22
87	Simi Fehoko	WR	6-4	218	26	4	Stanford	Salt Lake City, Utah	PS (Pit)-'23
88	Hayden Hurst	TE	6-4	245	31	7	South Carolina	Jacksonville, Fla.	FA-'24
90	Teair Tart	DL	6-2	315	27	5	Florida International	Philadelphia, Pa.	FA-'24
92	Justin Eboigbe	DL	6-5	292	23	R	Alabama	Forest Park, Ga.	D4-'24
93	Otito Ogbonnia	DL	6-4	320	24	3	UCLA	Houston, Texas	D5-'22
95	Poona Ford	DL	5-11	310	28	7	Texas	Hilton Head, S.C.	UFA (Buf)-'24
97	Joey Bosa	OLB	6-5	280	29	9	Ohio State	Fort Lauderdale, Fla.	D1-'16

## RESERVE/INJURED; DESIGNATED FOR RETURN

No.	Name	Pos.	Ht.	Wt.	Age	Exp.	College	Hometown	How Acq.
9	DJ Chark Jr.	WR	6-3	200	28	7	Louisiana State	Alexandria, La.	FA-'24

## RESERVE/INJURED

No.	Name	Pos.	Ht.	Wt.	Age	Exp.	College	Hometown	How Acq.
4	Gus Edwards	RB	6-1	238	29	7	Rutgers	Staten Island, N.Y.	UFA (Bal)-'24
26	Asante Samuel Jr.	CB	5-10	180	25	4	Florida State	Fort Lauderdale, Fla.	D2-'21
33	Deane Leonard	DB	6-0	195	24	3	Mississippi	Calgary, Alberta, Canada	D7a-'22
53	Chris Collins	OLB	6-5	255	24	R	Minnesota	Richmond, Va.	FA-'24
60	Bucky Williams	C/G	6-3	300	24	R	Appalachian State	Ringgold, Ga.	FA-'24
74	Tyler McLellan	T	6-8	355	25	R	Campbell	North Charleston, S.C.	FA-'24
94	Chris Rumph II	OLB	6-2	244	26	4	Duke	Gainesville, Fla.	D4-'21

## PRACTICE SQUAD

No.	Name	Pos.	Ht.	Wt.	Age	Exp.	College	Hometown	How Acq.
23	Tony Jefferson	S	5-11	212	32	10	Oklahoma	Chula Vista, Calif.	FA-'24
34	Jaret Patterson	RB	5-8	195	24	2	Buffalo	Glendale, Md.	FA-'23
37	Shaun Wade	CB	6-1	195	26	4	Ohio State	Jacksonville, Fla.	FA-'24
39	Jaylen Johnson	WR	6-2	194	24	R	East Carolina	Duluth, Ga.	FA-'24
41	Eli Apple	CB	6-1	203	29	9	Ohio State	Philadelphia, Pa.	FA-'24
42	Tucker Fisk	TE	6-4	285	25	2	Stanford	Davis, Calif.	FA-'24
46	McCallan Castles	TE	6-5	252	24	R	Tennessee	South Lake Tahoe, Calif.	FA-'24
50	Caleb Murphy	LB	6-3	254	24	1	Ferris State	Campbellsburg, Indiana	FA-'24
51	Jeremiah Jean-Baptiste	LB	6-2	230	23	R	Mississippi	Florida City, Fla.	FA-'24
57	Tre'Mon Morris-Brash	OLB	6-2	245	24	R	Central Florida	Richmond, Va.	FA-'24
61	Karsen Barnhart	G	6-5	316	23	R	Michigan	Paw Paw, Mich.	FA-'24
62	Sam Mustipher	C	6-3	306	29	5	Notre Dame	Owings Mills, Md.	FA-'24
65	Alex Leatherwood	T	6-5	312	25	3	Alabama	Pensacola, Fla.	FA-'24
69	CJ Okoye	DL	6-6	315	23	1	—	Abuja, Nigeria	FA (IPP)-'23
86	Dez Fitzpatrick	WR	6-2	208	26	2	Louisville	Farmington Hills, Mich.	FA-'24
89	Jalen Reagor	WR	5-11	197	25	4	TCU	Waxahachie, Texas	FA-'24
91	Christopher Hinton	DL	6-4	310	24	2	Michigan	Johns Creek, Ga.	FA-'22

# 2024 LOS ANGELES CHARGERS ALPHABETICAL ROSTER

## ACTIVE ROSTER

No.	Name	Pos.	Ht.	Wt.	DOB	Exp.	College	Hometown	How Acq.
76	Alt, Joe	T	6-8	322	2/28/03	R	Notre Dame	North Oaks, Minn.	D1-'24
35	Bootle, Dicaprio	CB	5-10	180	9/17/97	2	Nebraska	Miami, Fla.	FA-'24
97	Bosa, Joey	OLB	6-5	280	7/11/95	9	Ohio State	Fort Lauderdale, Fla.	D1-'16
75	Bozeman, Bradley	C	6-5	325	11/24/94	7	Alabama	Roanoke, Ala.	FA-'24
25	Colson, Junior	LB	6-3	247	12/6/02	R	Michigan	Franklin, Tenn.	D3-'24
12	Davis, Derius	WR	5-8	165	9/11/00	2	TCU	St. Francisville, La.	D4-'23
11	Dicker, Cameron	K	6-1	216	5/6/00	3	Texas	Austin, Texas	FA-'22
81	Dissly, Will	TE	6-4	265	7/8/96	7	Washington	Bozeman, Mont.	FA-'24
27	Dobbins, J.K.	RB	5-10	215	12/17/98	5	Ohio State	La Grange, Texas	UFA (Bal)-'24
48	Dupree, Bud	OLB	6-4	269	2/12/93	10	Kentucky	Macon, Ga.	FA-'24
43	Dye, Troy	LB	6-3	225	9/18/96	5	Oregon	Norco, Calif.	UFA (Min)-'24
92	Eboigbe, Justin	DL	6-5	292	4/9/01	R	Michigan	Forest Park, Ga.	D4-'24
87	Fehoko, Simi	WR	6-4	218	11/5/97	4	Stanford	Salt Lake City, Utah	PS (Pit)-'23
24	Finley, AJ	S	6-0	188	9/14/01	2	Mississippi	Mobile, Ala.	FA-'23
95	Ford, Poona	DL	5-11	310	11/19/95	7	Texas	Hilton Head, S.C.	UFA (Buf)-'24
56	Fox, Morgan	DL	6-3	275	9/12/94	8	Colorado State-Pueblo	Fountain, Colo.	FA-'22
7	Fulton, Kristian	CB	5-11	197	9/3/98	5	Louisiana State	New Orleans, La.	UFA (Ten)-'24
32	Gilman, Alohi	S	5-10	201	9/17/97	5	Notre Dame	Laie, Hawaii	D6-'20
47	Harris, Josh	LS	6-1	224	4/27/89	13	Auburn	Carrollton, Ga.	UFA (Atl)-'22
20	Hart, Cam	CB	6-2	207	12/5/00	R	Notre Dame	Baltimore, Md.	D5b-'24
28	Haskins, Hassan	RB	6-2	228	11/26/99	3	Michigan	St. Louis, Mo.	W (Ten)-'24
8	Heinicke, Taylor	QB	6-1	210	3/15/93	7	Old Dominion	Atlanta, Ga.	T (Atl)-'24
0	Henley, Daiyan	LB	6-0	225	11/18/99	2	Washington State	Los Angeles, Calif.	D3-'23
10	Herbert, Justin	QB	6-6	236	3/10/98	5	Oregon	Eugene, Ore.	D1a-'20
88	Hurst, Hayden	TE	6-4	245	8/24/93	7	South Carolina	Jacksonville, Fla.	FA-'24
64	James, Brenden	OL	6-5	300	5/28/99	4	Nebraska	Austin, Texas	D5-'21
3	James Jr., Derwin	S	6-2	215	8/3/96	7	Florida State	Haines City, Fla.	D1-'18
77	Johnson, Zion	G	6-3	316	11/18/99	3	Boston College	Bowie, Md.	D1-'22
1	Johnston, Quentin	WR	6-2	208	9/6/01	2	TCU	Temple, Texas	D1-'23
52	Mack, Khalil	OLB	6-3	269	2/22/91	11	Buffalo	Fort Pierce, Fla.	T (Chi)-'22
44	Matlock, Scott	FB/DL	6-4	296	6/28/00	2	Boise State	Homedale, Idaho	D6-'23
15	McConkey, Ladd	WR	6-0	185	11/11/01	R	Georgia	Chatsworth, Ga.	D2-'24
71	McFadden, Jordan	OL	6-2	303	11/16/99	2	Clemson	Spartanburg, S.C.	D5-'23
22	Molden, Elijah	DB	5-10	192	1/30/99	4	Washington	West Linn, Ore.	T (Ten)-'24
31	Niemann, Nick	LB	6-3	234	12/2/97	4	Iowa	Sycamore, Ill.	D6a-'21
93	Ogbonnia, Otito	DL	6-4	320	8/25/00	3	UCLA	Houston, Texas	D5-'22
5	Palmer, Joshua	WR	6-1	210	9/22/99	4	Tennessee	Brampton, Ontario, Canada	D3a-'21
6	Perryman, Denzel	LB	5-11	240	12/5/92	10	Miami	Coral Gables, Fla.	UFA (Hou)-'24
79	Pipkins III, Trey	G/T	6-6	307	9/5/96	6	Sioux Falls	Apple Valley, Minn.	D3-'19
82	Rice, Brenden	WR	6-3	210	3/18/02	R	Southern California	Chandler, Ariz.	D7a-'24
68	Salyer, Jamaree	OL	6-4	325	7/13/00	3	Georgia	Atlanta, Ga.	D6a-'22
73	Sarell, Foster	T	6-6	322	8/28/98	3	Stanford	Tacoma, Wash.	FA-'21
16	Scott, JK	P	6-5	208	10/30/95	6	Alabama	Denver, Colo.	FA-'22
70	Slater, Rashawn	T	6-4	315	3/26/99	4	Northwestern	Sugar Land, Texas	D1-'21
84	Smartt, Stone	TE	6-4	226	10/4/98	3	Old Dominion	Sacramento, Calif.	FA-'22
2	Stick, Easton	QB	6-1	224	9/15/95	6	North Dakota State	Omaha, Neb.	D5-'19
29	Still, Tarheeb	CB	6-1	196	6/9/02	R	Maryland	Sicklerville, N.J.	D5a-'24
90	Tart, Teair	DL	6-2	315	2/28/97	5	Florida International	Philadelphia, Pa.	FA-'24
36	Taylor, Ja'Sir	DB	5-10	185	1/8/99	3	Wake Forest	Asbury Park, N.J.	D6b-'22
83	Tomlinson, Eric	TE	6-6	265	4/22/92	8	UTEP	Oklahoma City, Okla.	FA-'24
45	Tuipulotu, Tuli	OLB	6-3	266	9/3/02	2	Southern California	Hawthorne, Calif.	D2-'23
30	Vidal, Kimani	RB	5-8	215	8/28/01	R	Troy	Marietta, Ga.	D6-'24

## RESERVE/INJURED; DESIGNATED FOR RETURN

No.	Name	Pos.	Ht.	Wt.	Age	Exp.	College	Hometown	How Acq.
9	DJ Chark Jr.	WR	6-3	200	28	7	Louisiana State	Alexandria, La.	FA-'24

## RESERVE/INJURED

No.	Name	Pos.	Ht.	Wt.	DOB	Exp.	College	Hometown	How Acq.
53	Collins, Chris	OLB	6-5	255	12/14/99	R	Minnesota	Richmond, Va.	FA-'24
4	Edwards, Gus	RB	6-1	238	4/13/95	7	Rutgers	Staten Island, N.Y.	UFA (Bal)-'24
33	Leonard, Deane	DB	6-0	195	11/20/99	3	Mississippi	Calgary, Alberta, Canada	D7a-'22
74	McLellan, Tyler	T	6-8	355	7/21/99	R	Campbell	North Charleston, S.C.	FA-'24
94	Rumph II, Chris	OLB	6-2	244	10/19/98	4	Duke	Gainesville, Fla.	D4-'21
26	Samuel Jr., Asante	CB	5-10	180	10/3/99	4	Florida State	Fort Lauderdale, Fla.	D2-'21
60	Williams, Bucky	C/G	6-3	300	3/20/00	R	Appalachian State	Ringgold, Ga.	FA-'24

## PRACTICE SQUAD

No.	Name	Pos.	Ht.	Wt.	DOB	Exp.	College	Hometown	How Acq.
41	Apple, Eli	CB	6-1	203	9/9/95	9	Ohio State	Philadelphia, Pa.	FA-'24
61	Barnhart, Karsen	G	6-5	316	3/2/01	R	Michigan	Paw Paw, Mich.	FA-'24
46	Castles, McCallan	TE	6-5	252	12/3/99	R	Tennessee	South Lake Tahoe, Calif.	FA-'24
42	Fisk, Tucker	TE	6-4	285	1/19/99	2	Stanford	Davis, Calif.	FA-'24
86	Fitzpatrick, Dez	WR	6-2	208	12/17/97	2	Louisville	Farmington Hills, Mich.	FA-'24
91	Hinton, Christopher	DL	6-4	310	9/14/00	2	Michigan	Johns Creek, Ga.	FA-'22
51	Jean-Baptiste, Jeremiah	LB	6-2	230	5/31/01	R	Mississippi	Florida City, Fla.	FA-'24
23	Jefferson, Tony	S	5-11	212	1/27/92	10	Oklahoma	Chula Vista, Calif.	FA-'24
39	Johnson, Jaylen	WR	6-2	194	5/26/00	R	East Carolina	Duluth, Ga.	FA-'24
65	Leatherwood, Alex	T	6-5	312	1/5/99	3	Alabama	Pensacola, Fla.	FA-'24
57	Morris-Brash, Tre'Mon	OLB	6-2	245	9/29/00	R	Central Florida	Richmond, Va.	FA-'24
50	Murphy, Caleb	LB	6-3	254	12/15/99	1	Ferris State	Campbellsburg, Indiana	FA-'24
62	Mustipher, Sam	C	6-3	306	8/13/96	5	Notre Dame	Owings Mills, Md.	FA-'24
69	Okoye, CJ	DL	6-6	315	10/20/01	1	—	Abuja, Nigeria	FA (IPP)-'23
34	Patterson, Jaret	RB	5-8	195	12/23/99	2	Buffalo	Glendale, Md.	FA-'23
89	Reagor, Jaen	WR	5-11	197	1/1/99	4	TCU	Waxahachie, Texas	FA-'24
37	Wade, Shaun	CB	6-1	195	9/15/98	4	Ohio State	Jacksonville, Fla.	FA-'24



# 2024 LOS ANGELES CHARGERS POSITION ROSTER

## QUARTERBACKS (3)

No.	Name	Pos.	Ht.	Wt.	Age	Exp.	College	Hometown	How Acq.
2	Easton Stick	QB	6-1	224	29	6	North Dakota State	Omaha, Neb.	D5-'19
8	Taylor Heinicke	QB	6-1	210	31	7	Old Dominion	Atlanta, Ga.	T (Atl)-'24
10	Justin Herbert	QB	6-6	236	26	5	Oregon	Eugene, Ore.	D1a-'20

## RUNNING BACKS (4)

No.	Name	Pos.	Ht.	Wt.	Age	Exp.	College	Hometown	How Acq.
27	J.K. Dobbins	RB	5-10	215	25	5	Ohio State	La Grange, Texas	UFA (Bal)-'24
28	Hassan Haskins	RB	6-2	228	24	3	Michigan	St. Louis, Mo.	W (Ten)-'23
30	Kimani Vidal	RB	5-8	215	23	R	Troy	Marietta, Ga.	D6-'24
44	Scott Matlock	FB/DL	6-4	296	24	2	Boise State	Homedale, Idaho	D6-'23

## WIDE RECEIVERS (6)

No.	Name	Pos.	Ht.	Wt.	Age	Exp.	College	Hometown	How Acq.
1	Quentin Johnston	WR	6-2	208	23	2	TCU	Temple, Texas	D1-'23
5	Joshua Palmer	WR	6-1	210	25	4	Tennessee	Brampton, Ontario, Canada	D3a-'21
12	Derius Davis	WR	5-8	165	24	2	TCU	St. Francisville, La.	D4-'23
15	Ladd McConkey	WR	6-0	185	22	R	Georgia	Chatsworth, Ga.	D2-'24
82	Brenden Rice	WR	6-3	210	22	R	Southern California	Chandler, Ariz.	D7a-'24
87	Simi Fehoko	WR	6-4	218	26	4	Stanford	Salt Lake City, Utah	PS (Pit)-'23

## TIGHT ENDS (4)

No.	Name	Pos.	Ht.	Wt.	Age	Exp.	College	Hometown	How Acq.
81	Will Dissly	TE	6-4	265	28	7	Washington	Bozeman, Mont.	FA-'24
83	Eric Tomlinson	TE	6-6	265	32	8	UTEP	Oklahoma City, Okla.	FA-'24
84	Stone Smartt	TE	6-4	226	25	3	Old Dominion	Sacramento, Calif.	FA-'22
88	Hayden Hurst	TE	6-4	245	31	7	South Carolina	Jacksonville, Fla.	FA-'24

## OFFENSIVE LINEMEN (9)

No.	Name	Pos.	Ht.	Wt.	Age	Exp.	College	Hometown	How Acq.
64	Brenden Jaimes	OL	6-5	300	25	4	Nebraska	Austin, Texas	D5-'21
68	Jamaree Salyer	OL	6-4	325	24	3	Georgia	Atlanta, Ga.	D6a-'22
70	Rashawn Slater	T	6-4	315	25	4	Northwestern	Sugar Land, Texas	D1-'21
71	Jordan McFadden	OL	6-2	303	24	2	Clemson	Spartanburg, S.C.	D5-'23
73	Foster Sarell	T	6-6	322	26	3	Stanford	Tacoma, Wash.	FA-'21
75	Bradley Bozeman	C	6-5	325	29	7	Alabama	Roanoke, Ala.	FA-'24
76	Joe Alt	T	6-8	322	21	R	Notre Dame	North Oaks, Minn.	D1-'24
77	Zion Johnson	G	6-3	316	24	3	Boston College	Bowie, Md.	D1-'22
79	Trey Pipkins III	T	6-6	307	28	6	Sioux Falls	Apple Valley, Minn.	D3-'19

## DEFENSIVE LINEMEN (6)

No.	Name	Pos.	Ht.	Wt.	Age	Exp.	College	Hometown	How Acq.
44	Scott Matlock	FB/DL	6-4	296	24	2	Boise State	Homedale, Idaho	D6-'23
56	Morgan Fox	DL	6-3	275	30	8	Colorado State-Pueblo	Fountain, Colo.	FA-'22
90	Tearl Tart	DL	6-2	315	27	5	Florida International	Philadelphia, Pa.	FA-'24
92	Justin Eboigbe	DL	6-5	292	23	R	Alabama	Forest Park, Ga.	D4-'24
93	Otito Ogbornia	DL	6-4	320	24	3	UCLA	Houston, Texas	D5-'22
95	Poona Ford	DL	5-11	310	28	7	Texas	Hilton Head, S.C.	UFA (Buf)-'24

## LINEBACKERS (5)

No.	Name	Pos.	Ht.	Wt.	Age	Exp.	College	Hometown	How Acq.
0	Daiyan Henley	LB	6-0	225	24	2	Washington State	Los Angeles, Calif.	D3-'23
6	Denzel Perryman	LB	5-11	240	31	10	Miami	Coral Gables, Fla.	UFA (Hou)-'24
25	Junior Colson	LB	6-3	247	21	R	Michigan	Franklin, Tenn.	D3-'24
31	Nick Niemann	LB	6-3	234	26	4	Iowa	Sycamore, Ill.	D6a-'21
43	Troy Dye	LB	6-3	225	28	5	Oregon	Norco, Calif.	UFA (Min)-'24

## OUTSIDE LINEBACKERS (4)

No.	Name	Pos.	Ht.	Wt.	Age	Exp.	College	Hometown	How Acq.
45	Tuli Tuipulotu	OLB	6-3	266	22	2	Southern California	Hawthorne, Calif.	D2-'23
48	Bud Dupree	OLB	6-4	269	31	10	Kentucky	Macon, Ga.	FA-'24
52	Khalil Mack	OLB	6-3	269	33	11	Buffalo	Fort Pierce, Fla.	T (Chi)-'22
97	Joey Bosa	OLB	6-5	280	29	9	Ohio State	Fort Lauderdale, Fla.	D1-'16

## DEFENSIVE BACKS (9)

No.	Name	Pos.	Ht.	Wt.	Age	Exp.	College	Hometown	How Acq.
3	Derwin James Jr.	S	6-2	215	28	7	Florida State	Haines City, Fla.	D1-'18
7	Kristian Fulton	CB	5-11	197	26	5	Louisiana State	New Orleans, La.	UFA (Ten)-'24
20	Cam Hart	CB	6-2	207	23	R	Notre Dame	Baltimore, Md.	D5b-'24
22	Elijah Molden	DB	5-10	192	24	4	Washington	West Linn, Ore.	T (Ten)-'24
24	AJ Finley	S	6-0	188	23	2	Mississippi	Mobile, Ala.	FA-'23
29	Tarheeb Still	CB	6-1	196	22	R	Maryland	Sicklerville, N.J.	D5a-'24
32	Alohi Gilman	S	5-10	201	27	5	Notre Dame	Laie, Hawaii	D6-'20
35	Dicaprio Bootle	CB	5-10	180	27	2	Nebraska	Miami, Fla.	FA-'24
36	Ja'Sir Taylor	DB	5-10	185	25	3	Wake Forest	Asbury Park, N.J.	D6b-'22

## SPECIALISTS (3)

No.	Name	Pos.	Ht.	Wt.	Age	Exp.	College	Hometown	How Acq.
11	Cameron Dicker	K	6-1	216	24	3	Texas	Austin, Texas	FA-'22
16	JK Scott	P	6-5	208	28	6	Alabama	Denver, Colo.	FA-'22
47	Josh Harris	LS	6-1	224	35	13	Auburn	Carrollton, Ga.	UFA (Atl)-'22

\*FB/DL Scott Matlock is listed both as a running back and defensive lineman

## HOW THE 2024 CHARGERS WERE BUILT

YEAR	NFL DRAFT	FREE AGENCY	TRADE/WAIVERS
<b>2016</b>	OLB Joey Bosa (1)		
<b>2017</b>			
<b>2018</b>	S Derwin James Jr. (1)		
<b>2019</b>	T Trey Pipkins III (3) QB Easton Stick (5)		
<b>2020</b>	S Alohi Gilman (6) QB Justin Herbert (1a)		
<b>2021</b>	OL Brenden Jaimes (5) LB Nick Niemann (6a) WR Joshua Palmer (3a) T Rashawn Slater (1)	T Foster Sarell	
<b>2022</b>	G Zion Johnson (1) DB Deane Leonard (7a) DL Otito Ogbornia (5) OL Jamaree Salyer (6a) DB Ja'Sir Taylor (6b)	K Cameron Dicker DL Morgan Fox LS Josh Harris (UFA-Atl) P JK Scott TE Stone Smartt (UDFA)	OLB Khalil Mack (T-Chi)
<b>2023</b>	WR Derius Davis (4) LB Daiyan Henley (3) WR Quentin Johnston (1) FB/DL Scott Matlock (6) OL Jordan McFadden (5) OLB Tuli Tuipulotu (2)	WR Simi Fehoko (PS-Pit) S AJ Finley (UDFA)	
<b>2024</b>	T Joe Alt (1) LB Junior Colson (3) DL Justin Eboigbe (4) CB Cam Hart (5b) WR Ladd McConkey (2) WR Brenden Rice (7a) CB Tarheeb Still (5a) Kimani Vidal (6)	CB Dicaprio Bootle C Bradley Bozeman TE Will Dissly RB J.K. Dobbins (UFA-Bal) OLB Bud Dupree LB Troy Dye (UFA-Min) DL Poona Ford (UFA-Buf) CB Kristian Fulton (UFA-Ten) TE Hayden Hurst LB Denzel Perryman (UFA-Hou) DL Teair Tart TE Eric Tomlinson	RB Hassan Haskins (W-Ten) QB Taylor Heinicke (T-Atl) DB Elijah Molden (T-Ten)

## 2024 LOS ANGELES CHARGERS COACHES

<b>Head Coach</b> ..... Jim Harbaugh <b>Special Teams Coordinator</b> ..... Ryan Ficken <b>Defensive Coordinator</b> ..... Jesse Minter <b>Offensive Coordinator</b> ..... Greg Roman <b>Run Game Coordinator/Tight Ends</b> ..... Andy Bischoff <b>Linebackers</b> ..... NaVorro Bowman <b>Passing Game Coordinator</b> ..... Marcus Brady <b>Offensive Quality Control/Wide Receivers</b> ..... Jeff Carpenter <b>Defensive Backs</b> ..... Steve Clinkscale <b>Quarterbacks</b> ..... Shane Day <b>Offensive Line</b> ..... Mike Devlin <b>Defensive Line</b> ..... Mike Elston <b>Offensive Assistant/Quarterbacks</b> ..... Jonathan Goodwin <b>Assistant Special Teams</b> ..... Chris Gould <b>Assistant Offensive Line</b> ..... Nick Hardwick	<b>Defensive Assistant</b> ..... Mike Hiestand <b>Wide Receivers</b> ..... Sanjay Lal <b>Running Backs</b> ..... Kiel McDonald <b>Senior Defensive Analyst</b> ..... Rick Minter <b>Defensive Quality Control</b> ..... Robert Muschamp <b>Safeties</b> ..... Chris O'Leary <b>Defensive Assistant</b> ..... Dylan Roney <b>Offensive Assistant</b> ..... Phil Serchia <b>Senior Offensive Assistant</b> ..... Marc Trestman <b>Assistant Defensive Line</b> ..... Will Tukuafu <b>Executive Director of Player Performance</b> ..... Ben Herbert <b>Head Strength &amp; Conditioning</b> ..... Jonathan Brooks <b>Head Strength &amp; Conditioning</b> ..... Devin Woodhouse <b>Director of Performance Analytics</b> ..... Ben Rabe <b>Performance Analyst</b> ..... Lincoln DeWolf
--------------------------------------------------------------------------------------------------------------------------------------------------------------------------------------------------------------------------------------------------------------------------------------------------------------------------------------------------------------------------------------------------------------------------------------------------------------------------------------------------------------------------------------------------------------------------------------------------------------------------------------------------------------------------------------------------------------------------------------------------------------------------------------------------	---------------------------------------------------------------------------------------------------------------------------------------------------------------------------------------------------------------------------------------------------------------------------------------------------------------------------------------------------------------------------------------------------------------------------------------------------------------------------------------------------------------------------------------------------------------------------------------------------------------------------------------------------------------------------------------------------------------------------------------------------------------------------------------------------------------------------------

# 2024 LOS ANGELES CHARGERS DEPTH CHART

Depth Chart is unofficial and compiled by Chargers Communications

## OFFENSE

<b>WR</b>	5	Joshua Palmer	<u>15</u>	<u>Ladd McConkey</u>	12	Derius Davis	
<b>LT</b>	70	Rashawn Slater	73	Foster Sarell			
<b>LG</b>	77	Zion Johnson	71	Jordan McFadden			
<b>C</b>	75	Bradley Bozeman	64	Brenden Jaimes			
<b>RG</b>	79	Trey Pipkins III	68	Jamaree Salyer			
<b>RT</b>	<u>76</u>	<u>Joe Alt</u>	73	Foster Sarell			
<b>TE</b>	88	Hayden Hurst	<b>—OR—</b>	81	Will Dissly	84	Stone Smartt
						83	Eric Tomlinson
<b>WR</b>	1	Quentin Johnston	87	Simi Fehoko	<u>82</u>	<u>Brenden Rice</u>	
<b>QB</b>	10	Justin Herbert	8	Taylor Heinicke	<b>—OR—</b>	2	Easton Stick
<b>FB</b>	44	Scott Matlock					
<b>RB</b>	27	J.K. Dobbins	<u>30</u>	<u>Kimani Vidal</u>	28	Hassan Haskins	

## DEFENSE

<b>EDGE</b>	52	Khalil Mack	48	Bud Dupree		
<b>DL</b>	56	Morgan Fox	44	Scott Matlock		
<b>DL</b>	95	Poona Ford	90	Teair Tart		
<b>DL</b>	93	Otito Ogbonnia	<u>92</u>	<u>Justin Eboigbe</u>		
<b>EDGE</b>	97	Joey Bosa	45	Tuli Tuipulotu		
<b>LB</b>	6	Denzel Perryman	<u>25</u>	<u>Junior Colson</u>	31	Nick Niemann
<b>LB</b>	0	Daiyan Henley	43	Troy Dye		
<b>CB</b>	7	Kristian Fulton	<u>29</u>	<u>Tarheeb Still</u>	35	Dicaprio Bootle
<b>S</b>	3	Derwin James Jr.	24	AJ Finley		
<b>S</b>	32	Alohi Gilman	22	Elijah Molden		
<b>CB</b>	36	Ja'Sir Taylor	<u>20</u>	<u>Cam Hart</u>		

## SPECIALISTS

<b>K</b>	11	Cameron Dicker		
<b>P</b>	16	JK Scott		
<b>KO</b>	11	Cameron Dicker		
<b>H</b>	16	JK Scott		
<b>LS</b>	47	Josh Harris		
<b>KR</b>	12	Derius Davis	<u>15</u>	<u>Ladd McConkey</u>
<b>PR</b>	12	Derius Davis	<u>15</u>	<u>Ladd McConkey</u>

**NOTE:** Rookies are underlined

# 2024 LOS ANGELES CHARGERS PRONUNCIATION GUIDE

Justin <b>EBOIGBE</b> . . . . . ee-BOYG-bee	Sam <b>MUSTIPHER</b> . . . . . MUST-iff-err	<b>JA'SIR</b> Taylor . . . . . JAH-sear
<b>SIMI FEHOKO</b> . . . . . SIM-ee fuh-HO-ko	Nick <b>NIEMANN</b> . . . . . KNEE-min	<b>TULI TUIPULOTU</b> . . . . .
<b>ALOHI</b> Gilman . . . . . uh-LOW-hee	<b>OTITO OGBONNIA</b> . . . . . oh-TEET-oh oh-BONE-yuh	. . . . . TOO-lee TOO-ee-poo-LOW-too
<b>DAIYAN</b> Henley . . . . . DAY-on	Jamaree <b>SALYER</b> . . . . . SAL-yur	Kimani <b>VIDAL</b> . . . . . VIE-dell
Brenden <b>JAIMES</b> . . . . . HIGH-miss	Foster <b>SARELL</b> . . . . . SUH-rell	
<b>ZION</b> Johnson . . . . . ZEYE-uhn	<b>RASHAWN</b> Slater . . . . . ruh-SHAWN	
<b>TRE'MON</b> Morris-Brash . . . . . TRAY-mon	<b>TEAIR</b> Tart . . . . . TEE-air	



## 2024 TRANSACTIONS BY DATE

Jan. 9	Signed OLB Brevin Allen, DL Jerrod Clark, RB Elijah Dotson, QB Max Duggan, WR Simi Fehoko, CB Matt Hankins, C Brent Laing, DL CJ Okoye and CB Chris Wilcox to Reserve/Future contracts.	Aug. 27	Placed LB Nick Niemann on Reserve/Injured; Designated for Return. Placed OLB Chris Collins, T Tyler McLellan, OLB Chris Rumph II and C/G Bucky Williams on Reserve/Injured. Released TE Donald Parham Jr., and LB Shaq Quarterman. Waived G Karsen Barnhart, TE Luke Benson, DL Jerrod Clark, S Akeem Dent, RB Elijah Dotson, OLB Andrew Farmer II, TE Tucker Fisk, WR Jaelen Gill, LB Frank Ginda, CB Matt Hankins, S Thomas Harper, TE Zach Heins, DL Christopher Hinton, OLB Savion Jackson, LB Jeremiah Jean-Baptiste, WR Cornelius Johnson, WR Jaylen Johnson, CB Robert Kennedy, C Brent Laing, T Alex Leatherwood, LB Shane Lee, OLB Tre'Mon Morris-Brash, DL CJ Okoye, G Willis Patrick, QB Luis Perez, S Jalyn Phillips, TE Isaac Rex, OLB Ty Shelby, RB Isaiah Spiller, CB Zamari Walton and WR Isaiah Wooden.	Sept. 24	Signed LB Blake Lynch and WR Jalen Reagor to practice squad. Released TE Luke Benson and CB Nehemiah Shelton from practice squad.
Jan. 10	Signed RB Jaret Patterson to Reserve/Future contract.			Sept. 25	Placed S Derwin James Jr., on Reserve/Suspended by Commissioner-Less than One Year.
Jan. 11	Signed DL Christopher Hinton to Reserve/Future contract.			Sept. 26	Signed S Tony Jefferson to active roster. Signed G/T Braeden Daniels to practice squad.
March 5	Extended exclusive rights tenders to K Cameron Dicker and T Foster Sarell. Released LB Eric Kendricks.			Sept. 28	Activated Blake Lynch (standard elevation) and C Sam Mustipher (standard elevation) from practice squad.
March 8	Re-signed T Foster Sarell.			Sept. 30	Activated S Derwin James Jr., from Reserve/Suspended by Commissioner-Less than One Year and placed on Exempt/Commissioner Permission. Released S Tony Jefferson. Reverted LB Blake Lynch and C Sam Mustipher to practice squad.
March 12	Waived T Andrew Trainer and CB Amechi Uzodinma.				
March 13	Re-signed S Alohi Gilman. Signed TE Will Dissly. Released WR Mike Williams.				
March 15	Traded WR Keenan Allen to Chicago for 2024 fourth-round selection.				
March 16	Re-signed QB Easton Stick. Signed RB Gus Edwards, DL Poona Ford and TE Hayden Hurst.	Aug. 28	Claimed RB Hassan Haskins off waivers. Waived S JT Woods. Signed G Karsen Barnhart, TE Luke Benson, OLB Andrew Farmer II, TE Tucker Fisk, CB Matt Hankins, DL Christopher Hinton, LB Jeremiah Jean-Baptiste, WR Cornelius Johnson, WR Jaylen Johnson, CB Robert Kennedy, T Alex Leatherwood, OLB Tre'Mon Morris-Brash, C Sam Mustipher, DL CJ Okoye, LB Shaq Quarterman and RB Isaiah Spiller to practice squad.	Oct. 1	Activated S Derwin James Jr., from Exempt/Commissioner Permission. Signed S Tony Jefferson to practice squad.
March 18	Signed C Bradley Bozeman and LB Troy Dye.			Oct. 9	Signed CB Nehemiah Shelton to practice squad. Released LB Shaquille Quarterman from practice squad.
March 19	Signed LB Denzel Perryman.			Oct. 12	Activated LB Nick Niemann from Reserve/Injured; Designated for Return. Signed S Tony Jefferson to active roster. Placed RB Gus Edwards and CB Asante Samuel Jr., on Reserve/Injured. Activated CB Dicaprio Bootle (standard elevation) from practice squad.
March 28	Signed CB Kristian Fulton.	Aug. 29	Traded 2026 seventh-round selection to Tennessee for DB Elijah Molden. Traded conditional 2025 seventh-round selection (from Minnesota) to Atlanta for QB Taylor Heinicke. Released S Tony Jefferson. Waived RB Jaret Patterson. Signed TE Eric Tomlinson to practice squad. Released CB Robert Kennedy from practice squad.	Oct. 14	Reverted CB Dicaprio Bottle to practice squad.
April 2	Signed FB/TE Ben Mason. Re-signed K Cameron Dicker.			Oct. 15	Signed CB Eli Apple and TE McCallan Castles to practice squad. Released LB Blake Lynch from practice squad.
April 18	Signed RB J.K. Dobbins.	Aug. 30	Signed K Cameron Dicker to contract extension. Signed S Tony Jefferson to practice squad.	Oct. 16	Designated WR DJ Chark Jr., for return from Reserve/Injured.
May 6	Signed WR DJ Chark.			Oct. 19	Released S Tony Jefferson. Released CB Nehemiah Shelton from practice squad.
May 10	Signed G Karsen Barnhart, QB Casey Bauman, TE Luke Benson, LB Junior Colson, S Akeem Dent, WR Jaelen Gill, S Thomas Harper, CB Cam Hart, TE Zach Heins, OLB Savion Jackson, LB Jeremiah Jean-Baptiste, WR Cornelius Johnson, WR Jaylen Johnson, WR Leon Johnson, CB Robert Kennedy, LB Shane Lee, DL Micheal Mason, T Tyler McLellan, OLB Tre'Mon Morris-Brash, G Willis Patrick, S Jalyn Phillips, WR Brenden Rice, T Tyler Smith, CB Tarheeb Still, RB Kimani Vidal, CB Zamari Walton and C/G Bucky Williams.	Sept. 2	Signed RB Jaret Patterson to practice squad. Released RB Isaiah Spiller from practice squad.	Oct. 21	Signed CB Dicaprio Bootle and CB Shaun Wade to active roster. Placed DB Deane Leonard on Reserve/Injured. Signed S Tony Jefferson to practice squad. Activated C Sam Mustipher (standard elevation) and WR Jalen Reagor (standard elevation) from practice squad.
May 13	Signed OLB Bud Dupree.	Sept. 3	Signed WR Dez Fitzpatrick and CB Shaun Wade to practice squad. Released OLB Andrew Farmer II and WR Cornelius Johnson from practice squad.	Oct. 22	Signed CB Dicaprio Bootle and CB Shaun Wade to active roster. Placed DB Deane Leonard on Reserve/Injured. Activated C Sam Mustipher (standard elevation) and WR Jalen Reagor (standard elevation) from practice squad.
May 14	Signed OLB Chris Collins. Waived OLB Brevin Allen.	Sept. 7	Signed TE Eric Tomlinson to active roster. Placed WR DJ Chark Jr., on Reserve/Injured. Activated LB Shaquille Quarterman (standard elevation) from practice squad. Released CB Matt Hankins from practice squad with injury settlement.	Oct. 23	Released CB Shaun Wade. Reverted C Sam Mustipher and WR Jalen Ragor to practice squad. Signed CB Shaun Wade to practice squad.
May 16	Signed DL Justin Eboigbe.	Sept. 9	Reverted LB Shaquille Quarterman to practice squad. Signed CB Nehemiah Shelton to practice squad.	Oct. 26	Activated WR Jaylen Johnsonh (standard elevation) and WR Jalen Reagor (standard elevation) from practice squad.
May 23	Waived T Tyler Smith.	Sept. 11	Signed CB Dicaprio Bootle to practice squad.	Oct. 28	Reverted WR Jaylen Johnson and WR Jalen Reagor to practice squad.
May 29	Signed T Alex Leatherwood.	Sept. 14	Activated S Tony Jefferson (standard elevation) and LB Shaquille Quarterman (standard elevation) from practice squad.	Oct. 29	Signed LB Caleb Murphy to practice squad.
June 5	Released C Corey Linsley.	Sept. 16	Reverted S Tony Jefferson and LB Shaquille Quarterman to practice squad.		
June 14	Signed S Tony Jefferson and WR Praise Olatoke.	Sept. 21	Activated LB Shaquille Quarterman (standard elevation) from practice squad.		
June 20	Signed WR Ladd McConkey.	Sept. 23	Reverted LB Shaquille Quarterman to practice squad.		
July 17	Declared Non-Football Illness for LB Junior Colson.				
July 30	Remove LB Junior Colson from Active/Non-Football Illness.				
Aug. 6	Waived OLB Savion Jackson.				
Aug. 7	Signed QB Luis Perez.				
Aug. 12	Signed WR Isaiah Wooden. Waived QB Casey Bauman and WR Praise Olatoke.				
Aug. 13	Signed OLB Savion Jackson and LB Shaq Quarterman. Waived CB Chris Wilcox. Waived/Injured FB/TE Ben Mason.				
Aug. 14	Signed TE Tucker Fisk.				
Aug. 16	Signed DL Teair Tart. Waived S Jalyn Phillips.				
Aug. 19	Signed LB Frank Ginda and S Jalyn Phillips. Waived QB Max Duggan and WR Leon Johnson.				
Aug. 22	Signed TE Isaac Rex. Waived DL Micheal Mason.				

# 2024 TRANSACTIONS BY PLAYER

## Allen, Brevin — OLB

Jan. 9 Signed to Reserve/Future contract  
May 14 Waived

## Allen, Keenan — WR

March 15 Traded to Chicago

## Alt, Joe — T

June 11 Signed

## Apple, Eli — CB

Oct. 15 Signed to practice squad

## Barnhart, Karsen — G

May 10 Signed

Aug. 27 Waived

Aug. 28 Signed to practice squad

## Bauman, Casey — QB

May 10 Signed

Aug. 12 Waived

## Benson, Luke — TE

May 10 Signed

Aug. 27 Waived

Aug. 28 Signed to practice squad

Sept. 24 Released from practice squad

## Bootle, Dicaprio — CB

Sept. 11 Signed to practice squad

Oct. 12 Activated from practice squad (standard elevation)

Oct. 14 Reverted to practice squad

Oct. 21 Signed to active roster

## Bozeman, Bradley — C

March 18 Signed

## Castles, McCallan — TE

Oct. 15 Signed to practice squad

## Chark Jr., DJ — WR

May 16 Signed

Sept. 7 Placed on Reserve/Injured

Oct. 16 Designated for return from Reserve/Injured

## Clark, Jerrod — DL

Jan. 9 Signed to Reserve/Future contract

Aug. 27 Waived

## Collins, Chris — OLB

May 14 Signed

Aug. 27 Placed on Reserve/Injured

## Colson, Junior — LB

May 10 Signed

July 17 Declared Non-Football Illness

July 30 Passed Physical

## Daniels, Braeden — G/T

Sept. 26 Signed to practice squad

Sept. 30 Released from practice squad

## Dent, Akeem — S

May 10 Signed

Aug. 27 Waived

## Dicker, Cameron — K

March 5 Extended exclusive rights tender

April 2 Re-signed

Aug. 30 Signed contract extension

## Dobbins, J.K. — RB

April 18 Signed

## Dotson, Elijah — RB

Jan. 9 Signed to Reserve/Future contract

Aug. 27 Waived

## Duggan, Max — QB

Jan. 9 Signed to Reserve/Future contract

Aug. 19 Waived

## Dupree, Bud — OLB

May 13 Signed

## Dye, Troy — LB

March 18 Signed

## Eboigbe, Justin — DL

May 16 Signed

## Edwards, Gus — RB

March 16 Signed

Oct. 12 Placed on Reserve/Injured

## Farmer II, Andrew — OLB

Aug. 27 Waived

Aug. 28 Signed to practice squad

Sept. 3 Released from practice squad

## Fehoko, Simi — WR

Jan. 9 Signed to Reserve/Future contract

## Fisk, Tucker — TE

Aug. 14 Signed

Aug. 27 Waived

Aug. 28 Signed to practice squad

## Fitzpatrick, Dez — WR

Sept. 3 Signed to practice squad

## Ford, Poona — DL

March 16 Signed

## Fulton, Kristian — CB

April 2 Signed

## Gill, Jaelen — WR

May 10 Signed

Aug. 27 Waived

## Gilman, Alohi — S

March 13 Re-signed

## Ginda, Frank — LB

Aug. 19 Signed

Aug. 27 Waived

## Hankins, Matt — CB

Jan. 9 Signed to Reserve/Future contract

Aug. 27 Waived

Aug. 28 Signed to practice squad

## Harper, Thomas — S

May 10 Signed

Aug. 27 Waived

## Hart, Cam — CB

May 10 Signed

## Haskins, Hassan — RB

Aug. 28 Claimed off Waivers

## Heinicke, Taylor — QB

Aug. 29 Traded for from Atlanta

## Heins, Zach — TE

May 10 Signed

Aug. 27 Waived

## Hinton, Christopher — DL

Jan. 11 Signed to Reserve/Future contract

Aug. 27 Waived

Aug. 28 Signed to practice squad

## Hurst, Hayden — TE

March 16 Signed

## Jackson, Savion — OLB

May 10 Signed

Aug. 6 Waived

Aug. 13 Signed

Aug. 27 Waived

## James Jr., Derwin — S

Sept. 25 Placed on Reserve/Suspended By Commissioner-Less than One Year

Sept. 30 Suspension lifted and granted exempt status

Oct. 1 Activated from exempt status

## Jeon-Baptiste, Jeremiah — LB

May 10 Signed

Aug. 27 Waived

Aug. 28 Signed to practice squad

## Jefferson, Tony — S

June 14 Signed

Aug. 29 Released

Aug. 30 Signed to practice squad

Sept. 14 Activated from practice squad (standard elevation)

Sept. 16 Reverted to practice squad

Sept. 26 Signed to active roster

Sept. 30 Released

Oct. 1 Signed to practice squad

Oct. 12 Signed to active roster

Oct. 19 Released

Oct. 21 Signed to practice squad

## Johnson, Cornelius — WR

May 10 Signed

Aug. 27 Waived

Aug. 28 Signed to practice squad

Sept. 3 Released from practice squad

## Johnson, Jaylen — WR

May 10 Signed

Aug. 27 Waived

Aug. 28 Signed to practice squad

Oct. 26 Activated from practice squad (standard elevation)

Oct. 28 Reverted to practice squad

## Johnson, Leon — WR

May 10 Signed

Aug. 19 Waived

## Kendricks, Eric — LB

March 5 Released

## Kennedy, Robert — CB

May 10 Signed

Aug. 27 Waived

Aug. 28 Signed to practice squad

Aug. 29 Released from practice squad

## Laing, Brent — C

Jan. 9 Signed to Reserve/Future contract

Aug. 27 Waived

## Chark Jr., DJ — WR

May 16 Signed

Sept. 7 Placed on Reserve/Injured

## Leatherwood, Alex — T

May 29 Signed

Aug. 27 Waived

Aug. 28 Signed to practice squad

## Lee, Shane — LB

May 10 Signed

Aug. 27 Waived

## Linsley, Corey — C

June 5 Released

## Lynch, Blake — LB

Sept. 24 Signed to practice squad

Sept. 28 Activated from practice squad (standard elevation)

Sept. 30 Reverted to practice squad

Oct. 15 Released from practice squad

## Mason, Ben — FB/TE

April 2 Signed

Aug. 13 Waived/Injured

## Mason, Micheal — DL

May 10 Signed

Aug. 22 Waived

## McConkey, Ladd — WR

June 20 Signed

# 2024 TRANSACTIONS BY PLAYER

## McLellan, Tyler — T

May 10 Signed  
 Aug. 27 Placed on Reserve/Injured

## Molden, Elijah — DB

Aug. 29 Traded for from Tennessee

## Morris-Brash, Tre'Mon — OLB

May 10 Signed  
 Aug. 27 Waived  
 Aug. 28 Signed to practice squad

## Mustipher, Sam — C

Aug. 28 Signed to practice squad  
 Sept. 28 Activated from practice squad (standard elevation)  
 Sept. 30 Reverted to practice squad  
 Oct. 21 Activated from practice squad (standard elevation)  
 Oct. 22 Reverted to practice squad

## Niemann, Nick — LB

Aug. 27 Placed on Reserve/Injured and Designated for return from Reserve/Injured  
 Oct. 12 Activated from Reserve/Injured; Designated for Return

## Okoye, CJ — DL

Jan. 9 Signed to Reserve/Future contract  
 Aug. 27 Waived  
 Aug. 28 Signed to practice squad

## Olatoke, Praise — WR

June 14 Signed  
 Aug. 12 Waived

## Parham Jr., Donald — TE

Aug. 27 Released

## Patrick, Willis — G

May 10 Signed  
 Aug. 27 Waived

## Patterson, Jaret — RB

Jan. 10 Signed to Reserve/Future contract  
 Aug. 29 Waived  
 Sept. 2 Signed to practice squad

## Perez, Luis — QB

Aug. 7 Signed  
 Aug. 27 Waived

## Perryman, Denzel — LB

March 19 Signed

## Phillips, Jalyn — S

May 10 Signed  
 Aug. 16 Waived  
 Aug. 19 Signed

Aug. 27 Waived

## Quarterman, Shaquille — LB

Aug. 13 Signed  
 Aug. 27 Waived  
 Aug. 28 Signed to practice squad  
 Sept. 7 Activated from practice squad (standard elevation)  
 Sept. 9 Reverted to practice squad  
 Sept. 14 Activated from practice squad (standard elevation)  
 Sept. 16 Reverted to practice squad  
 Sept. 21 Activated from practice squad (standard elevation)  
 Sept. 23 Reverted to practice squad  
 Oct. 9 Released from practice squad

## Reagor, Jalen — WR

Sept. 24 Signed to practice squad  
 Oct. 21 Activated from practice squad (standard elevation)  
 Oct. 22 Reverted to practice squad  
 Oct. 26 Activated from practice squad (standard elevation)  
 Oct. 28 Reverted to practice squad

## Rex, Isaac — TE

Aug. 22 Signed  
 Aug. 27 Waived

## Rice, Brenden — WR

May 10 Signed

## Rumph II, Chris — OLB

Aug. 27 Placed on Reserve/Injured

## Samuel Jr., Asante — CB

Oct. 12 Placed on Reserve/Injured

## Sarell, Foster — T

March 5 Extended exclusive rights tender  
 March 8 Re-signed

## Shelby, Ty — OLB

Aug. 27 Waived

## Shelton, Nehemiah — CB

Sept. 9 Signed to practice squad  
 Sept. 24 Released from practice squad  
 Oct. 9 Signed to practice squad  
 Oct. 19 Released from practice squad

## Smith, Tyler — T

May 10 Signed  
 May 23 Waived

## Spiller, Isaiah — RB

Aug. 27 Waived  
 Aug. 28 Signed to practice squad  
 Sept. 2 Released from practice squad

## Stick, Easton — QB

March 16 Signed

## Still, Tarheeb — CB

May 10 Signed

## Tart, Teair — DL

Aug. 16 Signed

## Tomlinson, Eric — TE

Aug. 29 Signed to practice squad  
 Sept. 7 Signed to active roster

## Trainer, Andrew — T

March 12 Waived

## Uzodinma, Amechi — CB

March 12 Waived

## Vidal, Kimani — RB

May 10 Signed

## Wade, Shaun — CB

Sept. 3 Signed to practice squad  
 Oct. 21 Signed to active roster  
 Oct. 22 Waived  
 Oct. 23 Signed to practice squad

## Walton, Zamari — CB

May 10 Signed  
 Aug. 27 Waived

## Wilcox, Chris — RB

Jan. 9 Signed to Reserve/Future contract  
 Aug. 13 Waived

## Williams, Bucky — C/G

May 10 Signed  
 Aug. 27 Placed on Reserve/Injured

## Williams, Mike — WR

March 13 Released

## Wooden, Isaiah — WR

Aug. 12 Signed  
 Aug. 27 Waived

## Woods, JT — S

Aug. 28 Waived




# MEDIA INFORMATION



SoFi Stadium

## SEATING MAP



CHARGERS.COM

**GAME-DAY MEDIA PARKING:** Media attending Chargers home games have been assigned reserved areas to park at SoFi Stadium. All parking will be distributed electronically. As a reminder, parking is limited and is being provided as a courtesy.

**MEDIA ENTRANCE:** All credentialed media must enter through southeast media gate between entries 10 & 11 near Media Will Call and are subject to search procedures. Please be prepared to open all cases and bags for inspection by SoFi Stadium security personnel. All items will be inspected and tagged for security purposes. Please make sure bags are identifiable and limit carry-in items to only what is necessary. Please remove any security tags from prior games.

**PRESS WILL CALL**  
Press Will Call is located at the southeast media gate between entries 10 & 11.

**PRESS BOX**  
Media can access the press box by entering SoFi Stadium through the southeast media gate. Once on the concourse, turn left and walk along the concourse around the South end zone until reaching elevators in the southwest corner of the stadium. Take the elevators up to level 7 to access the press box.

**CHARGERS MEDIA SITE**  
[Chargers.com/media](https://chargers.com/media) is available to assist media with coverage leading up to each game of the 2024 season. The media site contains digital copies of all press materials. Credential requests on the site must be submitted by the sports director, sports editor or photo editor to be considered.

**CHARGERS GAME RELEASE**  
Stats and notes in Los Angeles Chargers Game Releases are found utilizing a variety of sources, including STATS LLC, Sportradar, Stathead and the Elias Sports Bureau.

## LOS ANGELES CHARGERS COMMUNICATIONS CONTACTS

NAME	TITLE	EMAIL
Josh Rupprecht	Senior Vice President, Communications & Brand Messaging	Josh.Rupprecht@Chargers.NFL.com
Jennifer Rojas	Vice President, Marketing Communications & Alumni Affairs	Jennifer.Rojas@Chargers.NFL.com
Lauren Georgeson	Senior Manager, Corporate Marketing & Communications	Lauren.Georgeson@Chargers.NFL.com
Brock Anderson	Senior Manager, Football Communications	Brock.Anderson@Chargers.NFL.com
Leonie Strehl	Senior Coordinator, Marketing Communications & Alumni Affairs	Leonie.Strehl@Chargers.NFL.com
Ricky Martinez	Coordinator, Football Communications	Ricky.Martinez@Chargers.NFL.com



***SUPPLEMENTAL  
STATS***

# ALL-TIME SERIES HISTORY

Franchise	REGULAR SEASON						POSTSEASON					PRESEASON		
	W	L	T	Pct.	PF	PA	W	L	Pct.	PF	PA	W	L	T
Arizona Cardinals <sup>1</sup>	11	5	0	.688	407	318	0	0	—			14	11	0
Atlanta Falcons	4	8	0	.333	170	247	0	0	—			4	2	0
Baltimore Ravens	5	9	0	.357	252	307	1	0	1.000	23	17	0	0	0
Buffalo Bills	24	12	2	.667	938	660	1	2	.333	27	57	0	1	0
Carolina Panthers	2	6	0	.250	135	171	0	0	—			0	0	0
Chicago Bears	7	7	0	.500	279	233	0	0	—			4	3	0
Cincinnati Bengals	22	14	0	.611	871	778	1	1	.500	34	37	0	0	0
Cleveland Browns <sup>2</sup>	19	9	1	.672	727	582	0	0	—			1	0	1
Dallas Cowboys	5	8	0	.385	295	296	0	0	—			9	8	0
Denver Broncos	56	72	1	.438	2,755	2,737	0	1	.000	17	24	5	2	0
Detroit Lions	7	6	0	.538	292	304	0	0	—			0	1	0
Green Bay Packers	2	11	0	.154	232	376	0	0	—			2	1	1
Houston Texans	6	3	0	.667	247	192	0	0	—			1	0	0
Indianapolis Colts <sup>3</sup>	18	10	0	.643	666	476	2	1	.667	71	76	2	2	0
Jacksonville Jaguars	9	4	0	.692	385	255	0	0	—			0	0	0
Kansas City Chiefs <sup>4</sup>	57	70	1	.449	2,607	2,861	1	0	1.000	17	0	5	2	0
Las Vegas Raiders <sup>5</sup>	59	68	2	.465	2,823	2,856	0	1	.000	27	34	7	7	0
Los Angeles Rams <sup>6</sup>	6	7	0	.462	344	335	0	0	—			20	19	0
Miami Dolphins	15	18	0	.455	753	738	2	2	.500	76	124	3	1	0
Minnesota Vikings	7	8	0	.467	358	369	0	0	—			3	11	1
New England Patriots <sup>7</sup>	15	24	2	.385	771	976	1	3	.250	112	96	5	2	0
New Orleans Saints	8	6	0	0.571	367	272	0	0	—			4	6	0
New York Giants	8	5	0	.615	356	302	0	0	—			5	3	0
New York Jets <sup>8</sup>	24	12	1	.667	1,057	739	0	2	.000	31	37	4	2	1
Philadelphia Eagles	8	5	0	.615	262	266	0	0	—			3	1	0
Pittsburgh Steelers	9	24	0	.273	626	854	2	1	.667	72	76	1	2	0
San Francisco 49ers	8	7	0	.533	339	396	0	1	.000	26	49	22	27	0
Seattle Seahawks	25	27	0	.481	1,090	1,103	0	0	—			5	13	0
Tampa Bay Buccaneers	8	4	0	.667	331	250	0	0	—			0	0	0
Tennessee Titans <sup>9</sup>	28	16	1	.636	1,149	985	1	3	.250	50	57	7	3	0
Washington Commanders <sup>10</sup>	5	7	0	.417	259	284	0	0	—			1	0	0
<b>ALL-TIME TOTALS</b>	<b>487</b>	<b>492</b>	<b>11</b>	<b>0.497</b>	<b>22,143</b>	<b>21,517</b>	<b>12</b>	<b>18</b>	<b>.400</b>	<b>583</b>	<b>684</b>	<b>137</b>	<b>127</b>	<b>4</b>

Note: Prior to 1972, tie games were not included in winning percentage.

1—Known as St. Louis Cardinals (1960-87) and Phoenix Cardinals (1988-93)

2—Did not play from 1996-98 after relocation to Baltimore, but rejoined as an expansion franchise in 1999

3—Known as Baltimore Colts (1960-83)

4—Known as Dallas Texans (1960-62)

5—Known as Los Angeles Rams (1960-94 and 2016-present) and St. Louis Rams (1995-2015)

6—Known as Boston Patriots (1960-70)

7—Known as Titans of New York (1960-62)

8—Known as Oakland Raiders (1960-81 and 1995-2019) and Los Angeles Raiders (1982-94)

9—Known as Houston Oilers (1960-96) and Tennessee Oilers (1997-98)

10—Known as Washington Redskins (1960-2019) and Washington Football Team (2020-21)

# THE LAST TIME . . .

Regular season in regular font | Postseason in italics

## RUSHING

### 200 Yards Rushing, Individual

CHARGERS — LaDainian Tomlinson, Dec. 28, 2003 vs. Oakland (243 yards)  
 OPPONENT — Adrian Peterson, Nov. 4, 2007 at Minnesota (296 yards)  
 CHARGERS — *Keith Lincoln, AFL Championship,*  
*Jan. 5, 1964 vs. Boston (206 yards)*  
 OPPONENT — *Never*

### 100 Yards Rushing, Individual

CHARGERS — **J.K. Dobbins, Sept. 15, 2024 at Carolina (131 yards)**  
 OPPONENT — James Conner, Nov 21, 2024 at Arizona (101 yards)  
 CHARGERS — *Darren Sproles, AFC Wild Card,*  
*Jan. 3, 2009 vs. Indianapolis (105 yards)*  
 OPPONENT — *Sony Michel, AFC Divisional,*  
*Jan. 13, 2019 at New England (129 yards)*

### 100 Yards Rushing, One Half, Individual

CHARGERS — **J.K. Dobbins, Sept. 8, 2024 vs. Las Vegas (131 yards in second half)**  
 OPPONENT — Daivid Montgomery, Nov 12, 2023 vs. Detroit (102 yards in first half)  
 CHARGERS — *Keith Lincoln, AFL Championship,*  
*Jan. 5, 1964 vs. Boston (176 yards in first half)*  
 OPPONENT — *Sony Michel, AFC Divisional,*  
*Jan. 13, 2019 at New England (105 yards in first half)*

### Two 100-Yard Rushers

CHARGERS — Darren Sproles (122 yards) and LaDainian Tomlinson (116 yards)  
 Dec. 16, 2007, vs. Detroit  
 OPPONENT — Frank Gore (158 yards) and Colin Kaepernick (151 yards),  
 Dec. 20, 2014 at San Francisco  
 CHARGERS — *Never*  
 OPPONENT — *Never*

### Four Touchdowns Rushing, Individual

CHARGERS — LaDainian Tomlinson, Oct. 14, 2007 vs. Oak. (3, 27, 13, 41 yards)  
 OPPONENT — *Never*  
 CHARGERS — *Never*  
 OPPONENT — *Never*

### Three Touchdowns Rushing, Individual

CHARGERS — Melvin Gordon, Oct. 15, 2018, at Cleveland (4, 10, 11 yards)  
 OPPONENT — Darrel Young, Nov. 3, 2013 at Washington (1, 1, 4 yards)  
 CHARGERS — *Never*  
 OPPONENT — *Sony Michel, AFC Divisional,*  
*Jan. 13, 2019 at New England (1, 14, 5 yards)*

### Two Touchdowns Rushing, Individual

CHARGERS — Austin Ekeler, Nov. 6, 2023 at New York Jets (1, 2 yards)  
 OPPONENT — Josh Allen, Dec. 23, 2023 vs. Buffalo (2, 1 yard)  
 CHARGERS — *Darren Sproles, AFC Wild Card,*  
*Jan. 3, 2009 vs. Indianapolis (9, 22 yards)*  
 OPPONENT — *Sony Michel, AFC Divisional,*  
*Jan. 13, 2019 at New England (1, 14, 5 yards)*

## PASSING

### 500 Yards Passing, Individual

CHARGERS — Philip Rivers, Oct. 18, 2015 at Green Bay (503 yards)  
 OPPONENT — *Never*  
 CHARGERS — *Never*  
 OPPONENT — *Never*

### 400 Yards Passing, Individual

CHARGERS — Justin Herbert, Sept. 24, 2023 at Minnesota (405 yards)  
 OPPONENT — Patrick Mahomes, Oct. 22, 2023 at Kansas City (424 yards)  
 CHARGERS — *Dan Fouts, AFC Divisional,*  
*Jan. 2, 1982 at Miami (433 yards)*  
 OPPONENT — *Peyton Manning, AFC Divisional,*  
*Jan. 13, 2008 at Indianapolis (402 yards)*

### 300 Yards Passing, Individual

CHARGERS — Justin Herbert, Oct. 21, 2024 at Arizona (349 yards)  
 OPPONENT — Jordan Love, Nov. 19, 2023 at Green Bay (322 yards)  
 CHARGERS — *Philip Rivers, AFC Divisional,*  
*Jan. 13, 2019 at New England (331 yards)*  
 OPPONENT — *Tom Brady, AFC Divisional,*  
*Jan. 13, 2019 at New England (343 yards)*

### Six Touchdown Passes, Individual

CHARGERS — Dan Fouts, Nov. 22, 1981 at Oakland (12, 15, 29, 4, 5, 6 yards)  
 OPPONENT — *Never*  
 CHARGERS — *Never*  
 OPPONENT — *Never*

### Five Touchdown Passes, Individual

CHARGERS — Drew Brees, Oct. 31, 2004 vs. Oakland (17, 13, 23, 5, 1 yards)  
 OPPONENT — Tom Brady, Oct. 4, 2020 at Tampa Bay (3, 6, 28, 19, 9 yards)  
 CHARGERS — *Never*  
 OPPONENT — *Never*

### Four Touchdown Passes, Individual

CHARGERS — Justin Herbert, Nov. 12, 2023 vs. Detroit (29, 18, 1, 38 yards)  
 OPPONENT — Aidan O'Connell, Dec. 14, 2023 at Las Vegas (30, 22, 11, 20 yards)  
 CHARGERS — *Never*  
 OPPONENT — *Don Strock, AFC Divisional,*  
*Jan. 2, 1982 at Miami (1, 40, 15, 50 yards)*

### Three Touchdown Passes, Individual

CHARGERS — Justin Herbert, Nov. 12, 2023 vs. Detroit (29, 18, 1, 38 yards)  
 OPPONENT — Aidan O'Connell, Dec. 14, 2023 at Las Vegas (30, 22, 11, 20 yards)  
 CHARGERS — *Philip Rivers, AFC Divisional,*  
*Jan. 13, 2019 at New England (43, 1, 8 yards)*  
 OPPONENT — *Peyton Manning, AFC Divisional,*  
*Jan. 13, 2008 at Indianapolis (25, 9, 55 yards)*

### Six Interceptions Thrown, Individual

CHARGERS — Ed Luther, Oct. 31, 1983 vs. Washington  
 OPPONENT — Peyton Manning, Nov. 11, 2007 vs. Indianapolis  
 CHARGERS — *Never*  
 OPPONENT — *Never*

### Five Interceptions Thrown, Individual

CHARGERS — Craig Whelihan, Dec. 13, 1998 at Seattle  
 OPPONENT — Nathan Peterman, Nov. 19, 2017 vs. Buffalo  
 CHARGERS — *Dan Fouts, AFC Second Round, Jan. 16, 1983 at Miami*  
 OPPONENT — *George Blanda, AFL Championship,*  
*Dec. 24, 1961 vs. Houston Oilers*

### Four Interceptions Thrown, Individual

CHARGERS — Philip Rivers, Nov. 18, 2019 vs. Kansas City in Mexico City, Mexico  
 OPPONENT — Nathan Peterman, Nov. 19, 2017 vs. Buffalo  
 CHARGERS — *Stan Humphries, AFC Wild Card, Dec. 31, 1995 vs. Indianapolis*  
 OPPONENT — *George Blanda, AFL Championship,*  
*Dec. 24, 1961 vs. Houston Oilers*



## RECEIVING

### 10 or More Receptions, Individual

**CHARGERS** — Keenan Allen, Nov. 26, 2023 vs. Baltimore (14 receptions)  
**OPPONENT** — Cole Kmet, Oct. 29, 2023 vs. Chicago (10 receptions)  
**CHARGERS** — Ronnie Harmon, AFC Wild Card,  
Dec. 31, 1995 vs. Indianapolis (10 receptions)  
**OPPONENT** — James White, AFC Divisional,  
Jan. 13, 2019 at New England (15 receptions)

### 200 Yards Receiving, Individual

**CHARGERS** — Keenan Allen, Sept. 24, 2023 at Minnesota (215 yards)  
**OPPONENT** — Tyreek Hill, Sept. 10, 2023 vs. Miami (215 yards)  
**CHARGERS** — Never  
**OPPONENT** — Never

### 100 Yards Receiving, Individual

**CHARGERS** — Ladd McConkey, Oct. 27 2024 vs. New Orleans (111 yards)  
**OPPONENT** — Chris Olave, Oct. 27 2024 vs. New Orleans (107 yards)  
**CHARGERS** — Keenan Allen, AFC Divisional,  
Jan. 12, 2014 at Denver (142 yards)  
**OPPONENT** — Julian Edelman, AFC Divisional,  
Jan. 13, 2019 at New England (151 yards)

### 100 Yards Receiving, One Half, Individual

**CHARGERS** — Joshua Palmer, Dec. 14, 2023 at Las Vegas  
(113 yards in second half)  
**OPPONENT** — Travis Kelce, Oct. 22, 2023 at Kansas City  
(143 yards in first half)  
**CHARGERS** — Keenan Allen, AFC Divisional,  
Jan. 12, 2014 at Denver (142 yards in second half)  
**OPPONENT** — Julian Edelman, AFC Divisional,  
Jan. 13, 2019 at New England (107 yards in first half)

### Two 100-Yard Receivers

**CHARGERS** — Keenan Allen (215 yards) and Mike Williams (121 yards),  
Sept. 24, 2023 at Minnesota  
**OPPONENT** — Travis Kelce (191 yards) and Tyreek Hill (148 yards),  
Dec. 16, 2021 vs. Kansas City  
**CHARGERS** — Chris Chambers (133 yards) and Vincent Jackson (114 yards),  
AFC Wild Card, Jan. 6, 2008  
**OPPONENT** — Tony Nathan (114 yards) and Duriel Harris (106 yards),  
AFC Divisional, Jan. 2, 1982

### Five Touchdown Receptions, Individual

**CHARGERS** — Kellen Winslow, Nov. 22, 1981 at Oakland (15, 29, 4, 5, 3 yards)  
**OPPONENT** — Never  
**CHARGERS** — Never  
**OPPONENT** — Never

### Four Touchdown Receptions, Individual

**CHARGERS** — Kellen Winslow, Nov. 22, 1981 at Oakland (15, 29, 4, 5, 3 yards)  
**OPPONENT** — Daryl Turner, Sept. 15, 1985 vs. Seattle (34, 15, 30, 7 yards)  
**CHARGERS** — Never  
**OPPONENT** — Never

### Three Touchdown Receptions, Individual

**CHARGERS** — Danny Woodhead, Dec. 20, 2015 vs. Miami (20, 9, 9 yards)  
**OPPONENT** — Travis Kelce, Nov. 20, 2022 vs. Kansas City (4, 32, 17 yards)  
**CHARGERS** — Never  
**OPPONENT** — Jerry Rice, Super Bowl XXIX at Joe Robbie Stadium,  
Jan. 29, 1995 vs. San Francisco (44, 15, 7 yards)

### Two Touchdown Receptions, Individual

**CHARGERS** — Ladd McConkey, Oct. 27 2024 vs. New Orleans (60, 9 yards)  
**OPPONENT** — Tre Tucker, Dec. 14, 2023 at Las Vegas (30, 20 yards)  
**CHARGERS** — Keenan Allen, AFC Divisional,  
Jan. 12, 2014 at Denver (16, 16 yards)  
**OPPONENT** — Michael Crabtree, AFC Wild Card,  
Jan. 6, 2019 at Baltimore (31, 7 yards)

## COMBINATION

### 100 Yards Rushing and Receiving, Individual

**CHARGERS** — Austin Ekeler, Dec. 8, 2019 at Jacksonville  
(101 yards rushing, 112 yards receiving)  
**OPPONENT** — Essex Johnson, Sept. 30, 1973 vs. Cincinnati  
(121 yards rushing, 116 yards receiving)  
**CHARGERS** — Keith Lincoln, AFC Championship, Jan. 5, 1964 vs. Boston  
(206 yards rushing, 123 yards receiving)  
**OPPONENT** — Never

### 300-Yard Passer, 100-Yard Rusher and 100-Yard Receiver

**CHARGERS** — Philip Rivers (314 yards passing),  
Austin Ekeler (101 yards rushing),  
Austin Ekeler (112 yards receiving),  
Dec. 8, 2019 at Jacksonville  
**OPPONENT** — Patrick Mahomes (329 yards passing),  
Isiah Pacheco (107 yards rushing),  
Travis Kelce (115 yards receiving),  
Nov. 20, 2022 vs. Kansas City  
**CHARGERS** — Dan Fouts (333 yards passing),  
Chuck Muncie (126 yards rushing),  
Wes Chandler (124 yards receiving),  
Kellen Winslow (102 yards receiving),  
AFC Wild Card, Jan. 9, 1983 at Pittsburgh  
**OPPONENT** — Tom Brady (343 yards passing),  
Sony Michel (129 yards rushing),  
Julian Edelman (151 yards receiving),  
AFC Divisional, Jan. 13, 2019 at New England

## INTERCEPTIONS

### Four Interceptions, Individual

**CHARGERS** — Never  
**OPPONENT** — Kwamie Lassiter, Dec. 27, 1998 at Arizona (4 interceptions)  
**CHARGERS** — Never  
**OPPONENT** — Vernon Perry, AFC Divisional,  
Dec. 29, 1979 vs. Houston Oilers (4 interceptions)

### Three Interceptions, Individual

**CHARGERS** — Antonio Cromartie, Nov. 11, 2007 vs. Indianapolis (3 interceptions)  
**OPPONENT** — Kwamie Lassiter, Dec. 27, 1998 at Arizona (4 interceptions)  
**CHARGERS** — Never  
**OPPONENT** — Vernon Perry, AFC Divisional,  
Dec. 29, 1979 vs. Houston Oilers (4 interceptions)

### Two Interceptions, Individual

**CHARGERS** — Kyzir White, Oct. 17, 2021 at Baltimore (2 interceptions)  
**OPPONENT** — Patrick Surtain II, Nov. 28, 2021 at Denver (2 interceptions)  
**CHARGERS** — Glen Edwards, AFC Divisional,  
Jan. 3, 1981 vs. Buffalo (2 interceptions)  
**OPPONENT** — Jason Belser, AFC Wild Card,  
Dec. 31, 1995 vs. Indianapolis (2 interceptions)

### Interception Returned for Touchdown

**CHARGERS** — Bryce Callahan, Dec. 4, 2022 at Las Vegas  
(26 yards of Derek Carr)  
**OPPONENT** — Jack Jones, Dec. 14, 2023 at Las Vegas  
(16 yards of Easton Stick)  
**CHARGERS** — Never  
**OPPONENT** — Never



## SACKS

### Six Sacks, Individual

CHARGERS — Khalil Mack, Oct. 1, 2023 vs. Las Vegas (6.0 sacks)  
OPPONENT — Never  
CHARGERS — Never  
OPPONENT — Never

### Five Sacks, Individual

CHARGERS — Khalil Mack, Oct. 1, 2023 vs. Las Vegas (6.0 sacks)  
OPPONENT — Never  
CHARGERS — Never  
OPPONENT — Never

### Four-and-One-Half Sacks, Individual

CHARGERS — Khalil Mack, Oct. 1, 2023 vs. Las Vegas (6.0 sacks)  
OPPONENT — Hugh Douglas, Oct. 18, 1998 vs. Philadelphia (4.5 sacks)  
CHARGERS — Never  
OPPONENT — Never

### Four Sacks, Individual

CHARGERS — Khalil Mack, Oct. 1, 2023 vs. Las Vegas (6.0 sacks)  
OPPONENT — Justin Houston, Dec. 28, 2014 at Kansas City (4.0 sacks)  
CHARGERS — Never  
OPPONENT — Never

### Three-and-One-Half Sacks, Individual

CHARGERS — Khalil Mack, Oct. 1, 2023 vs. Las Vegas (6.0 sacks)  
OPPONENT — Justin Houston, Dec. 28, 2014 at Kansas City (3.5 sacks)  
CHARGERS — Never  
OPPONENT — Never

### Three Sacks, Individual

CHARGERS — Khalil Mack, Oct. 1, 2023 vs. Las Vegas (6.0 sacks)  
OPPONENT — Chandler Jones, Dec. 4, 2022 at Las Vegas (3.0 sacks)  
CHARGERS — Never  
OPPONENT — Never

### Two-and-One-Half Sacks, Individual

CHARGERS — Joey Bosa, Nov. 6, 2023 at New York Jets (2.5 sacks)  
OPPONENT — Chandler Jones, Dec. 4, 2022 at Las Vegas (3.0 sacks)  
CHARGERS — *Burt Grossman, AFC Wild Card,*  
*Jan. 2, 1993 vs. Kansas City (2.5 sacks)*  
OPPONENT — Never

### Two Sacks, Individual

CHARGERS — **Bud Dupree, Sept. 29, 2024 vs. Kansas City (2.0 sacks)**  
OPPONENT — **Chris Jones, Sept. 29, 2024 vs. Kansas City (2.0 sacks)**  
CHARGERS — *Melvin Ingram, AFC Wild Card,*  
*Jan. 6, 2019 at Baltimore (2.0 sacks)*  
OPPONENT — *Shaun Phillips, AFC Divisional,*  
*Jan. 12, 2014 at Denver (2.0 sacks)*

## TOUCHDOWNS

### Five Touchdowns, Individual

CHARGERS — Kellen Winslow, Nov. 22, 1981 at Oakland  
(15-, 29-, 4-, 5-, 3-yard receptions)  
OPPONENT — Never  
CHARGERS — Never  
OPPONENT — Never

### Four Touchdowns, Individual

CHARGERS — Austin Ekeler, Nov. 21, 2021 vs. Pittsburgh  
(10-, 17-yard receptions; 6-, 5-yard runs)  
OPPONENT — Harvey Williams, Nov. 16, 1997, vs. Oakland  
(8-, 32-yard receptions; 1-, 1-yard runs)  
CHARGERS — Never  
OPPONENT — Never

### Three Touchdowns, Individual

CHARGERS — Austin Ekeler, Oct. 2, 2022 at Houston  
(14-yard receptions; 10-, 20-yard runs)  
OPPONENT — Travis Kelce, Nov. 20, 2022 vs. Kansas City  
(4-, 32-, 17-yard receptions)  
CHARGERS — Never  
OPPONENT — *Sony Michel, AFC Divisional,*  
*Jan. 13, 2019 at New England (1-, 14-, 5-yard runs)*

## FIELD GOALS AND PATS

### Six Field Goals Made, Individual

CHARGERS — Greg Davis, Oct. 5, 1997 at Oakland  
(30, 22, 38, 43, 33, 33 yards)  
OPPONENT — Phil Dawson, Nov. 5, 2006 vs. Cleveland  
(37, 20, 42, 30, 36, 35 yards)  
CHARGERS — Never  
OPPONENT — Never

### Five Field Goals Made, Individual

CHARGERS — **Cameron Dicker, Oct. 21, 2024 at Arizona**  
**(59, 50, 28, 47, 40 yards)**  
OPPONENT — Daniel Carlson, Jan. 9, 2022 at Las Vegas  
(24, 31, 52, 40, 47 yards)  
CHARGERS — *Michael Badgley, AFC Wild Card,*  
*Jan. 6, 2019 at Baltimore (21, 53, 40, 34, 47 yards)*  
OPPONENT — Never

### Four Field Goals Made, Individual

CHARGERS — **Cameron Dicker, Oct. 21, 2024 at Arizona**  
**(59, 50, 28, 47, 40 yards)**  
OPPONENT — Daniel Carlson, Jan. 9, 2022 at Las Vegas  
(24, 31, 52, 40, 47 yards)  
CHARGERS — *Michael Badgley, AFC Wild Card,*  
*Jan. 6, 2019 at Baltimore (21, 53, 40, 34, 47 yards)*  
OPPONENT — Never

### 50-Yard Field Goal, Individual

CHARGERS — **Cameron Dicker, Oct. 21, 2024 at Arizona (59 yards)**  
OPPONENT — Jason Sanders, Dec. 11, 2022 vs. Miami (55 yards)  
CHARGERS — *Michael Badgley, AFC Wild Card,*  
*Jan. 6, 2019 at Baltimore (53 yards)*  
OPPONENT — *Stephen Gostkowski, AFC Divisional,*  
*Jan. 14, 2007 vs. New England (50 yards)*

### Blocked Field Goal Attempt

CHARGERS — Joe Gaziano, Dec. 4, 2022 at Las Vegas  
(52-yard Daniel Carlson attempt)  
OPPONENT — Zack Allen, Dec. 31, 2023 at Denver  
(50-yard Cameron Dicker attempt)  
CHARGERS — *Leroy Jones, AFC Divisional, Jan. 2, 1982 at Miami*  
*(34-yard Uwe von Schamann attempt)*  
OPPONENT — Never

### Two-Point Conversion

CHARGERS — Trey Pipkins III pass from Justin Herbert,  
Sept. 17, 2023 at Tennessee  
OPPONENT — Clyde Edwards-Helaire pass from Patrick Mahomes,  
Dec. 16, 2021 vs. Kansas City  
CHARGERS — *Keenan Allen pass from Philip Rivers, AFC Divisional,*  
*Jan. 13, 2019 at New England*  
OPPONENT — *Kevin Faulk run, AFC Divisional,*  
*Jan. 14, 2007 vs. New England*

### Point After Touchdown Missed

CHARGERS — **Cameron Dicker, Oct. 27, 2024 vs. New Orleans**  
**(First attempt, wide left)**  
OPPONENT — Anders Carlson, Nov. 19, 2023 at Green Bay  
(Second attempt, wide right)  
CHARGERS — *Rolf Benirschke, AFC Second Round,*  
*Jan. 16, 1993 at Miami (First attempt, wide right)*  
OPPONENT — Never

### Blocked Point After Touchdown

CHARGERS — Isaac Rochell, Sept. 27, 2020 vs. Carolina  
(Joey Slye, first attempt)  
OPPONENT — Denico Autry, Dec. 31, 2017 vs. Oakland  
(Nick Rose, third attempt)  
CHARGERS — Never  
OPPONENT — Never

## PUNTING

### 80-Yard Punt

CHARGERS — JK Scott, Dec. 11, 2023 vs. Denver (83 yards)  
OPPONENT — Dustin Colquitt, Dec. 2, 2007 at Kansas City (81 yards)  
CHARGERS — *Never*  
OPPONENT — *Never*

### 70-Yard Punt

CHARGERS — JK Scott, Dec. 11, 2023 vs. Denver (83 yards)  
OPPONENT — Bryce Baringer, Dec. 3, 2023 at New England (70 yards)  
CHARGERS — *Never*  
OPPONENT — Ray Guy, AFC Championship, Jan. 11, 1981 vs. Oakland (71 yards)

### 60-Yard Punt

CHARGERS — **JK Scott, Oct. 27, 2024 vs. New Orleans (67 yards)**  
OPPONENT — **Johnny Hekker, Sept. 15, 2024 at Carolina (64 yards)**  
CHARGERS — Mike Scifres, AFC Divisional, Jan. 12, 2014 at Denver (62 yards)  
OPPONENT — Hunter Smith, AFC Wild Card, Jan. 3, 2009 vs. Indianapolis (63 yards)

### Blocked Punt

CHARGERS — Jerry Attaochu of Drew Butler, Sept. 8, 2014 at Arizona  
OPPONENT — Miles Killebrew of Ty Long, Nov. 21, 2021 vs. Pittsburgh  
CHARGERS — *Never*  
OPPONENT — Lou Piccone of Rick Partridge, AFC Divisional, Jan. 3, 1981 vs. Buffalo

### 10 or More Punts, Individual

CHARGERS — Drew Kaser, Nov. 12, 2017 at Jacksonville (10 punts for 485 yards)  
OPPONENT — Chad Stanley, Sept. 15, 2002 vs. Houston (10 punts for 406 yards)  
CHARGERS — *Never*  
OPPONENT — *Never*

### No Punts

CHARGERS — Dec. 26, 2021 at Houston  
OPPONENT — Sept. 19, 2010 vs. Jacksonville  
CHARGERS — *Never*  
OPPONENT — AFC Divisional, Jan. 12, 2014 at Denver

## OTHER SPECIAL TEAMS

### Kickoff Returned for Touchdown

CHARGERS — Andre Roberts, Jan. 2, 2022 vs. Denver (101 yards)  
OPPONENT — Mecole Hardman, Dec. 29, 2019 at Kansas City (104 yards)  
CHARGERS — Andre Coleman, Super Bowl XXIX at Joe Robbie Stadium, Jan. 29, 1995 vs. San Francisco (98 yards)  
OPPONENT — *Never*

### Punt Returned for Touchdown

CHARGERS — Derius Davis, Nov. 6, 2023 at New York Jets (87 yards)  
OPPONENT — Gunner Olszewski, Dec. 6, 2020, vs. New England (70 yards)  
CHARGERS — Wes Chandler, AFC Divisional, Jan. 2, 1982 at Miami (58 yards)  
OPPONENT — Antonio Holmes, AFC Divisional, Jan. 11, 2009 at Pittsburgh (67 yards)

### Blocked Punt Returned for Touchdown

CHARGERS — Jacob Hester, Oct. 25, 2009 at Kansas City (Recovered own blocked Dustin Colquitt punt in end zone)  
OPPONENT — Daniel Thomas, Oct. 25, 2020 vs. Jacksonville (Recovered own blocked Ty Long punt, returned recovery 16 yards)  
CHARGERS — *Never*  
OPPONENT — *Never*

### Recovered Own Onside Kick Attempt

CHARGERS — Darrell Stuckey of Nick Novak kick, Nov. 18, 2012 at Denver  
OPPONENT — Keion Crossen of Riley Dixon kick, Dec. 12, 2021 vs. New York Giants  
CHARGERS — Richard Marshall of Nick Novak kick, AFC Divisional, Jan. 12, 2014 at Denver  
OPPONENT — *Never*

## OTHER DEFENSE

### Shutout Posted

CHARGERS — Dec. 3, 2023 at New England (6-0 Chargers win)  
OPPONENT — Dec. 6, 2020 vs. New England (45-0, Patriots win)  
CHARGERS — AFC Wild Card, Jan. 2, 1993 vs. Kansas City (Chargers win, 17-0)  
OPPONENT — AFC Divisional, Jan. 10, 1993 at Miami (Dolphins win, 31-0)

### Fumble Returned for Touchdown

CHARGERS — Tevaughn Campbell, Dec. 5, 2021 at Cincinnati (61 yards)  
OPPONENT — Mike Edwards, Jan. 7, 2024 vs. Kansas City (97 yards)  
CHARGERS — *Never*  
OPPONENT — Guy Ruff, AFC Wild Card, Jan. 9, 1983 at Pittsburgh (Recovered opening kickoff fumble in end zone)

### Safety Scored

CHARGERS — Oct. 23, 2022 vs. Seattle (Kenneth Walker III tackled by Sebastian Joseph-Day and Troy Reeder in end zone)  
OPPONENT — **Oct. 27, 2024 vs. New Orleans (JK Scott fumbled out of the side of the end zone)**  
CHARGERS — AFC Divisional, Jan. 8, 1995 vs. Miami (Bernie Parmalee tackled in end zone by Reuben Davis)  
OPPONENT — *Never*

## MISCELLANEOUS

### No Penalties

CHARGERS — Oct. 9, 2011 at Denver (Chargers win, 29-24)  
OPPONENT — Dec. 4, 2005 vs. Oakland (Raiders win, 34-10)  
CHARGERS — *Never*  
OPPONENT — AFC Divisional, Jan. 10, 1993 at Miami (Dolphins win, 31-0)

### Game Without Touchdown

CHARGERS — **Oct. 21, 2024 at Arizona (Cardinals win 17-15)**  
OPPONENT — **Oct. 27, 2024 vs. New Orleans (Chargers win 26-8)**  
CHARGERS — AFC Championship, Jan. 20, 2008 at New England (Patriots win, 21-12)  
OPPONENT — AFC Wild Card, Jan. 6, 2008 vs. Tennessee (Chargers win, 17-6)

### 50 Points, Game

CHARGERS — Nov. 19, 2017 vs. Buffalo (Chargers win, 54-24)  
OPPONENT — Dec. 14, 2023 at Las Vegas (Raiders win, 63-21)  
CHARGERS — AFL Championship, Jan. 5, 1964 vs. Boston (Chargers win, 51-10)  
OPPONENT — *Never*

### 40 Points, Game

CHARGERS — Dec. 5, 2021 at Cincinnati (Chargers win, 41-22)  
OPPONENT — Dec. 14, 2023 at Las Vegas (Raiders win, 63-21)  
CHARGERS — AFC Divisional, Jan. 2, 1982 at Miami (Chargers win, 41-38)  
OPPONENT — AFC Divisional, Jan. 13, 2019 at New England (Patriots win, 41-28)

### 600 Yards Total Offense, Game

CHARGERS — Dec. 20, 1982 vs. Cincinnati (661 yards)  
OPPONENT — Oct. 1, 2000 at St. Louis (614 yards)  
CHARGERS — AFL Championship, Jan. 5, 1964 vs. Boston (610 yards)  
OPPONENT — *Never*

### 500 Yards Total Offense, Game

CHARGERS — Dec. 8, 2019 at Jacksonville (525 yards)  
OPPONENT — Nov. 12, 2023 vs. Detroit (533 yards)  
CHARGERS — AFC Divisional, Jan. 2, 1982 at Miami (564 yards)  
OPPONENT — *Never*

# WEEKLY RANKINGS

## 2024 WEEKLY NFL RANKINGS

Week	Opp.	Offense			Defense		
		Total	Rush	Pass	Total	Rush	Pass
1	LV	13	5	23	15	4	25
2	at Car	12	2	28	2	6	6
3	at Pit	25	7	31	6	6	10
4	KC	28	11	31	7	5	12
5	BYE	29	9	31	5	6	10
6	at Den	28	10	29	6	6	8
7	at Ari	25	18	24	7	9	9
8	NO	23	20	23	9	11	9
9	at Cle						
10	Ten						
11	Cin						
12	Bal						
13	at Atl						
14	at KC						
15	TB						
16	Den						
17	at NE						
18	at LV						
<b>Chargers in 2023</b>		<b>18</b>	<b>25</b>	<b>13</b>	<b>28</b>	<b>17</b>	<b>30</b>
<b>Chargers in 2022</b>		<b>9</b>	<b>30</b>	<b>3</b>	<b>20</b>	<b>28</b>	<b>7</b>
<b>Chargers in 2021</b>		<b>4</b>	<b>21</b>	<b>T-2</b>	<b>23</b>	<b>30</b>	<b>12</b>
<b>Chargers in 2020</b>		<b>9</b>	<b>18</b>	<b>6</b>	<b>10</b>	<b>18</b>	<b>9</b>
<b>Chargers in 2019</b>		<b>10</b>	<b>28</b>	<b>6</b>	<b>6</b>	<b>18</b>	<b>5</b>
<b>Chargers in 2018</b>		<b>11</b>	<b>15</b>	<b>10</b>	<b>9</b>	<b>9</b>	<b>9</b>
<b>Chargers in 2017</b>		<b>4</b>	<b>24</b>	<b>1</b>	<b>15</b>	<b>31</b>	<b>3</b>
<b>Chargers in 2016</b>		<b>14</b>	<b>26</b>	<b>8</b>	<b>16</b>	<b>10</b>	<b>20</b>
<b>Chargers in 2015</b>		<b>9</b>	<b>31</b>	<b>4</b>	<b>20</b>	<b>27</b>	<b>T-14</b>
<b>Chargers in 2014</b>		<b>18</b>	<b>30</b>	<b>10</b>	<b>9</b>	<b>26</b>	<b>4</b>
<b>Chargers in 2013</b>		<b>5</b>	<b>13</b>	<b>4</b>	<b>23</b>	<b>12</b>	<b>29</b>
<b>Chargers in 2012</b>		<b>31</b>	<b>27</b>	<b>24</b>	<b>9</b>	<b>6</b>	<b>18</b>
<b>Chargers in 2011</b>		<b>6</b>	<b>16</b>	<b>6</b>	<b>16</b>	<b>20</b>	<b>13</b>
<b>Chargers in 2010</b>		<b>1</b>	<b>15</b>	<b>2</b>	<b>1</b>	<b>4</b>	<b>1</b>
<b>Chargers in 2009</b>		<b>10</b>	<b>31</b>	<b>5</b>	<b>16</b>	<b>20</b>	<b>11</b>
<b>Chargers in 2008</b>		<b>11</b>	<b>20</b>	<b>7</b>	<b>25</b>	<b>11</b>	<b>31</b>
<b>Chargers in 2007</b>		<b>20</b>	<b>7</b>	<b>26</b>	<b>14</b>	<b>16</b>	<b>14</b>
<b>Chargers in 2006</b>		<b>4</b>	<b>2</b>	<b>16</b>	<b>10</b>	<b>7</b>	<b>13</b>
<b>Chargers in 2005</b>		<b>10</b>	<b>9</b>	<b>12</b>	<b>13</b>	<b>1</b>	<b>28</b>
<b>Chargers in 2004</b>		<b>10</b>	<b>6</b>	<b>16</b>	<b>18</b>	<b>3</b>	<b>31</b>
<b>Chargers in 2003</b>		<b>14</b>	<b>6</b>	<b>19</b>	<b>27</b>	<b>T-25</b>	<b>21</b>
<b>Chargers in 2002</b>		<b>16</b>	<b>8</b>	<b>22</b>	<b>30</b>	<b>11</b>	<b>32</b>

## 2024 REGULAR-SEASON RANKINGS

### LOS ANGELES CHARGERS (Team)

Category	NFL	AFC
Turnover Margin (6)	5	3
Points Scored (18.9)	24	10
Points Allowed (13.0)	1	1
Total Offense (311.1)	23	10
Rushing (117.1)	20	11
Passing (183.7)	24	10
Total Defense (295.3)	7	6
vs. Rush (111.2)	9	7
vs. Pass (194.0)	23	10
Third-Down Offense (40.40%)	9	4
Third-Down Defense (32.22%)	6	4
Red-Zone Offense (43.75%)	30	16
Red-Zone Defense (41.67%)	4	3

### LOS ANGELES CHARGERS (Individual)

Category	NFL	AFC
<b>Passing</b>		
Rating: Justin Herbert (98.2)	11	5
Yards: Justin Herbert (1,443)	22	9
Touchdowns: Justin Herbert (8)	T-16	T-8
<b>Rushing</b>		
Attempts: J.K. Dobbins (112)	12	4
Yards: J.K. Dobbins (535)	9	2
Touchdowns: J.K. Dobbins (4)	T-15	T-7
<b>Receiving</b>		
Receptions: Ladd McConkey (30)	T-38	T-15
Yards: Ladd McConkey (376)	38	16
Touchdowns: Ladd McConkey (4)	T-12	T-4
<b>Defense</b>		
Total Tackles: Daiyan Henley (51)	T-37	T-18
Solo Tackles: Daiyan Henley (34)	T-33	T-20
INTs: Elijah Molden (2)	T-10	T-5
Sacks: Khalil Mack (3.5)	T-34	T-19

# GAME-BY-GAME STARTERS

## OFFENSIVE STARTERS

		WR	WR	TE	LT	LG	C	RG	RT	QB	RB	3WR	FB	2TE
Sept. 8	LV	J.Palmer	L.McConkey	W.Dissly	R.Slater	Z.Johnson	B.Bozeman	T.Pipkins	J.Alt	J.Herbert	G.Edwards	—	S.Matlock	—
Sept. 15	at Car	D.Davis	Q.Johnston	H.Hurst	R.Slater	Z.Johnson	B.Bozeman	T.Pipkins	J.Alt	J.Herbert	J.Dobbins	—	—	W.Dissly
Sept. 22	at Pit	L.McConkey	Q.Johnston	W.Dissly	R.Slater	Z.Johnson	B.Bozeman	T.Pipkins	J.Alt	J.Herbert	J.Dobbins	—	S.Matlock	—
Sept. 29	KC	L.McConkey	Q.Johnston	W.Dissly	J.Salyer	Z.Johnson	C.Bozeman	S.Mustipher	T.Pipkins	J.Herbert	J.Dobbins	—	S.Matlock	—
Oct. 13	at Den	L.McConkey	Q.Johnston	H.Hurst	R.Slater	Z.Johnson	B.Bozeman	T.Pipkins	J.Alt	J.Herbert	J.Dobbins	—	S.Matlock	—
Oct. 21	at Ari	L.McConkey	J.Palmer	E.Tomlinson	R.Slater	Z.Johnson	B.Bozeman	T.Pipkins	J.Alt	J.Herbert	J.Dobbins	S.Fehoko	—	—
Oct. 27	NO	L.McConkey	J.Palmer	W.Dissly	R.Slater	Z.Johnson	B.Bozeman	T.Pipkins	J.Alt	J.Herbert	J.Dobbins	S.Fehoko	—	—
Nov. 3	at Cle													
Nov. 10	Ten													
Nov. 17	Cin													
Nov. 25	Bal													
Dec. 1	at Atl													
Dec. 8	at KC													
Dec. 15	TB													
Dec. 22	Den													
TBD	at NE													
TBD	at LV													

## DEFENSIVE STARTERS

		OLB	DL	DL	DL	DL	OLB	LB	LB	CB	CB	S	S	3CB	3S
Sept. 8	LV	K.Mack	P.Ford	O.Ogbonnia	—	J.Bosa	D.Henley	D.Perryman	K.Fulton	A.Samuel	D.James	A.Gilman	J.Taylor	—	—
Sept. 15	at Car	K.Mack	P.Ford	O.Ogbonnia	—	J.Bosa	D.Henley	D.Perryman	K.Fulton	A.Samuel	D.James	E.Molden	J.Taylor	—	—
Sept. 22	at Pit	K.Mack	P.Ford	O.Ogbonnia	—	J.Bosa	D.Henley	D.Perryman	K.Fulton	A.Samuel	D.James	A.Gilman	—	—	E.Molden
Sept. 29	KC	K.Mack	P.Ford	O.Ogbonnia	—	T.Tuipulotu	D.Henley	D.Perryman	K.Fulton	A.Samuel	E.Molden	A.Gilman	J.Taylor	—	—
Oct. 13	at Den	K.Mack	P.Ford	O.Ogbonnia	—	T.Tuipulotu	D.Henley	D.Perryman	K.Fulton	C.Hart	D.James	A.Gilman	T.Still	—	—
Oct. 21	at Ari	K.Mack	P.Ford	O.Ogbonnia	M.Fox	T.Tuipulotu	D.Henley	D.Perryman	C.Hart	T.Still	D.James	A.Gilman	—	—	—
Oct. 27	NO	K.Mack	P.Ford	O.Ogbonnia	—	T.Tuipulotu	D.Henley	D.Perryman	K.Fulton	C.Hart	D.James	A.Gilman	E.Molden	—	—
Nov. 3	at Cle														
Nov. 10	Ten														
Nov. 17	Cin														
Nov. 25	Bal														
Dec. 1	at Atl														
Dec. 8	at KC														
Dec. 15	TB														
Dec. 22	Den														
TBD	at NE														
TBD	at LV														

# WEEKLY INACTIVES

Sept. 8	Las Vegas:	Taylor Heinicke, Tarheeb Still, Kimani Vidal, Jordan McFadden, Brenden Rice, Justin Eboigbe.
Sept. 15	at Carolina:	Taylor Heinicke, Tarheeb Still, Kimani Vidal, Alohi Gilman, Jordan McFadden, Brenden Rice, Justin Eboigbe.
Sept. 22	at Pittsburgh:	Joshua Palmer, Junior Colson, Tarheeb Still, Kimani Vidal, Jordan McFadden, Justin Eboigbe.
Sept. 29	Kansas City:	Junior Colson, Kimani Vidal, Deane Leonard, Ja'Sir Taylor, Rashawn Slater, Joe Alt, Joey Bosa.
Oct. 13	at Denver:	Easton Stick, Tony Jefferson, Ja'Sir Taylor, Jordan McFadden, Brenden Rice, Joey Bosa.
Oct. 21	at Arizona:	Quentin Johnston, Easton Stick, Derius Davis, Brenden Jaimes, Jordan McFadden, Hayden Hurst, Joey Bosa.
Oct. 27	New Orleans:	Quentin Johnston, Easton Stick, Derius Davis, Jordan McFadden, Hayden Hurst, Justin Eboigbe
Nov. 3	at Cleveland:	
Nov. 10	Tennessee:	
Nov. 17	Cincinnati:	
Nov. 25	Baltimore:	
Dec. 1	at Atlanta:	
Dec. 8	at Kansas City:	
Dec. 15	Tampa Bay:	
Dec. 22	Denver:	
TBD	at New England:	
TBD	at Las Vegas:	

## SEASON TOTALS

Name	No.	Name	No.
Jordan McFadden	7	Hayden Hurst	2
Joey Bosa	4	Quentin Johnston	2
Kimani Vidal	4	Ja'Sir Taylor	2
Justin Eboigbe	4	Joe Alt	1
Brenden Rice	3	Alohi Gilman	1
Tarheeb Still	3	Brenden Jaimes	1
Easton Stick	3	Tony Jefferson	1
Junior Colson	2	Deane Leonard	1
Derius Davis	2	Joshua Palmer	1
Taylor Heinicke	2	Rashawn Slater	1



# CHARGERS AND OPPONENT WEEKLY LEADERS

## REGULAR-SEASON WEEKLY LEADERS, LOS ANGELES CHARGERS

		Scoring	Pass Yds.	Carries	Rush Yds.	Catches	Rec. Yds.	Tackles (Solo)	Sacks
Sept. 8	Las Vegas:	Dicker 10	Herbert 144	Edwards 11	Dobbins 135	McConkey 5	McConkey 39	Two Tied 7 (6)	Mack 1.5
Sept. 15	at Carolina:	Johnston 12	Herbert 130	Edwards 18	Dobbins 131	Johnston 5	Johnston 51	Henley 9 (5)	Two tied 1.0
Sept. 22	at Pittsburgh:	Johnston 6	Herbert 125	Dobbins 15	Dobbins 44	Three Tied 3	McConkey 44	Henley 12 (9)	Two tied 1.0
Sept. 29	Kansas City:	McConkey 6	Herbert 179	Dobbins 14	Dobbins 32	McConkey 5	McConkey 67	Two Tied 8	Dupree 2.0
Oct. 13	at Denver:	Dicker 11	Herbert 237	Dobbins 25	Dobbins 96	Two tied 4	Fehoko 44	Gilman 10 (6)	Two tied 1.0
Oct. 21	at Arizona:	Dicker 15	Herbert 349	Dobbins 14	Dobbins 40	Dissly 8	Dissly 81	James 8 (5)	None
Oct. 27	New Orleans:	McConkey 12	Herbert 279	Dobbins 17	Dobbins 57	McConkey 6	McConkey 111	Henley 10 (6)	Five tied 1.0
Nov. 3	at Cleveland:								
Nov. 10	Tennessee:								
Nov. 17	Cincinnati:								
Nov. 25	Baltimore:								
Dec. 1	at Atlanta:								
Dec. 8	at Kansas City:								
Dec. 15	Tampa Bay:								
Dec. 22	Denver:								
TBD	at New England:								
TBD	at Las Vegas:								

## REGULAR-SEASON WEEKLY LEADERS, OPPONENT

		Scoring	Pass Yds.	Carries	Rush Yds.	Catches	Rec. Yds.	Tackles (Solo)	Sacks
Sept. 8	Las Vegas:	Mattison 6	Minshew II 257	White 13	White 44	Bowers 6	Meyers 61	Spillane 10 (7)	Crosby 1.0
Sept. 15	at Carolina:	Pineiro 3	Young 84	Hubbard 10	Hubbard 64	Hubbard 4	Tremble 23	Thompson 14 (8)	Two tied 0.5
Sept. 22	at Pittsburgh:	Boswell 8	Fields 245	Harris 18	Harris 70	Two Tied 5	Pickens 57	Queen 12 (9)	Herbig 2.0
Sept. 29	Kansas City:	Two tied 6	Mahomes 245	Hunt 14	Hunt 69	Kelce 7	Kelce 89	Tranquill 10 (7)	Jones 2.0
Oct. 13	at Denver:	Two tied 6	Nix 216	Two tied 6	Nix 61	Two tied 4	Vele 48	Jones 12 (11)	Two tied 1.0
Oct. 21	at Arizona:	Two tied 6	Murray 145	Conner 19	Conner 101	McBride 5	Two tied 51	White 10 (3)	Three tied 1.0
Oct. 27	New Orleans:	Grupe 6	Rattler 156	Kamara 10	Kamara 67	Olave 8	Olave 107	Werner 9 (7)	Two tied 1.0
Nov. 3	at Cleveland:								
Nov. 10	Tennessee:								
Nov. 17	Cincinnati:								
Nov. 25	Baltimore:								
Dec. 1	at Atlanta:								
Dec. 8	at Kansas City:								
Dec. 15	Tampa Bay:								
Dec. 22	Denver:								
TBD	at New England:								
TBD	at Las Vegas:								

# REGULAR-SEASON PLAYER PARTICIPATION

2024 Season Player	1	2	3	4	6	7	8	9	10	11	12	13	14	15	16	17	18	Season Totals			
	LV	at CAR	at PIT	KC	at DEN	at ARI	NO	at CLE	TEN	CIN	BAL	at ATL	at KC	TB	DEN	at NE	at LV	GP	GS	DNP	INA
Alt, Joe	RT	RT	RT	INA	RT	RT	RT											6	6	0	1
Barnhart, Karsen	PS	PS	PS	PS	PS	PS	PS											0	0	0	0
Benson, Luke	PS	PS	PS	PS	—	—	—											0	0	0	0
Bootle, Dicaprio	—	PS	PS	PS	SUB	SUB	SUB											3	0	0	0
Bosa, Joey	<b>OLB</b>	<b>OLB</b>	<b>OLB</b>	INA	INA	INA	SUB											4	3	0	3
Bozeman, Bradley	<b>C</b>	<b>C</b>	<b>C</b>	<b>C</b>	<b>C</b>	<b>C</b>	<b>C</b>											7	7	0	0
Chark Jr., DJ	IR	IR	IR	IR	IR	IR	IR											0	0	0	0
Collins, Chris	IR	IR	IR	IR	IR	IR	IR											0	0	0	0
Colson, Junior	SUB	SUB	INA	INA	SUB	SUB	SUB											5	0	0	2
Daniels, Braden	—	—	—	PS	—	—	—											0	0	0	0
Davis, Derius	SUB	<b>WR</b>	SUB	SUB	SUB	INA	INA											5	1	0	2
Dicker, Cameron	SUB	SUB	SUB	SUB	SUB	SUB	SUB											7	0	0	0
Dissly, Will	<b>TE</b>	<b>TE</b>	<b>TE</b>	<b>TE</b>	SUB	SUB	<b>TE</b>											7	5	0	0
Dobbins, J.K.	SUB	<b>RB</b>	<b>RB</b>	<b>RB</b>	<b>RB</b>	<b>RB</b>	<b>RB</b>											7	6	0	0
Dupree, Bud	SUB	SUB	SUB	SUB	SUB	SUB	SUB											7	0	0	0
Dye, Troy	SUB	SUB	SUB	SUB	SUB	SUB	SUB											7	0	0	0
Eboigbe, Justin	INA	INA	INA	DNP	DNP	SUB	INA											1	0	2	4
Edwards, Gus	<b>RB</b>	SUB	SUB	SUB	IR	IR	IR											4	1	0	0
Fehoko, Simi	SUB	SUB	SUB	SUB	SUB	<b>WR</b>	<b>WR</b>											7	2	0	0
Finley, AJ	SUB	SUB	SUB	SUB	SUB	SUB	SUB											7	0	0	0
Fisk, Tucker	PS	PS	PS	PS	PS	PS	PS											0	0	0	0
Fitzpatrick, Dez	PS	PS	PS	PS	PS	PS	PS											0	0	0	0
Ford, Poona	<b>DL</b>	<b>DL</b>	<b>DL</b>	<b>DL</b>	<b>DL</b>	<b>DL</b>	<b>DL</b>											7	7	0	0
Fox, Morgan	SUB	SUB	SUB	SUB	SUB	<b>DL</b>	SUB											7	1	0	0
Fulton, Kristian	<b>CB</b>	<b>CB</b>	<b>CB</b>	<b>CB</b>	<b>CB</b>	<b>CB</b>	<b>CB</b>											7	6	0	0
Gilman, Alohi	<b>S</b>	INA	<b>S</b>	<b>S</b>	<b>S</b>	<b>S</b>	<b>S</b>											6	6	0	1
Harris, Josh	SUB	SUB	SUB	SUB	SUB	SUB	SUB											7	0	0	0
Hart, Cam	SUB	SUB	SUB	SUB	<b>CB</b>	<b>CB</b>	<b>CB</b>											7	3	0	0
Haskins, Hassan	SUB	SUB	SUB	SUB	SUB	SUB	SUB											7	0	0	0
Heinicke, Taylor	INA	INA	SUB	DNP	DNP	DNP	DNP											1	0	4	2
Henley, Daiyan	<b>LB</b>	<b>LB</b>	<b>LB</b>	<b>LB</b>	<b>LB</b>	<b>LB</b>	<b>LB</b>											7	7	0	0
Herbert, Justin	<b>QB</b>	<b>QB</b>	<b>QB</b>	<b>QB</b>	<b>QB</b>	<b>QB</b>	<b>QB</b>											7	7	0	0
Hinton, Christopher	PS	PS	PS	PS	PS	PS	PS											0	0	0	0
Hurst, Hayden	SUB	<b>TE</b>	SUB	SUB	<b>TE</b>	INA	INA											5	2	0	2
Jaimes, Brenden	SUB	SUB	SUB	SUB	SUB	INA	SUB											6	0	0	1
James Jr., Derwin	<b>S</b>	<b>S</b>	<b>S</b>	SUS	<b>S</b>	<b>S</b>	<b>S</b>											6	6	0	0
Jean-Baptiste, Jeremiah	PS	PS	PS	PS	PS	PS	PS											0	0	0	0
Jefferson, Tony	PS	SUB	PS	SUB	INA	PS	PS											2	0	0	1
Johnson, Jaylen	PS	PS	PS	PS	PS	PS	PS											1	0	0	0
Johnson, Zion	<b>LG</b>	<b>LG</b>	<b>LG</b>	<b>LG</b>	<b>LG</b>	<b>LG</b>	<b>LG</b>											7	7	0	0
Johnston, Quentin	SUB	<b>WR</b>	<b>WR</b>	<b>WR</b>	<b>WR</b>	INA	INA											5	4	0	2
Leatherwood, Alex	PS	PS	PS	PS	PS	PS	PS											0	0	0	0
Leonard, Deane	SUB	SUB	SUB	INA	SUB	IR	IR											4	0	0	1
Lynch, Blake	—	—	—	SUB	PS	—	—											1	0	0	0
Mack, Khalil	<b>OLB</b>	<b>OLB</b>	<b>OLB</b>	<b>OLB</b>	<b>OLB</b>	<b>OLB</b>	<b>OLB</b>											7	7	0	0
Matlock, Scott	<b>FB</b>	SUB	<b>FB</b>	<b>FB</b>	<b>FB</b>	SUB	SUB											7	4	0	0
McConkey, Ladd	<b>WR</b>	SUB	<b>WR</b>	<b>WR</b>	<b>WR</b>	<b>WR</b>	<b>WR</b>											7	6	0	0
McFadden, Jordan	INA	INA	INA	SUB	INA	INA	INA											1	0	0	6
McLellan, Tyler	IR	IR	IR	IR	IR	IR	IR											0	0	0	0
Molden, Elijah	SUB	<b>S</b>	<b>3S</b>	<b>S</b>	SUB	SUB	<b>3CB</b>											7	4	0	0
Morris-Brash, Tre'Mon	PS	PS	PS	PS	PS	PS	PS											0	0	0	0
Mustipher, Sam	PS	PS	PS	<b>RG</b>	PS	SUB	PS											2	1	0	0
Niemann, Nick	IR/DFR	IR/DFR	IR/DFR	IR/DFR	SUB	SUB	SUB											3	0	0	0
Ogbonnia, Otito	<b>DL</b>	<b>DL</b>	<b>DL</b>	<b>DL</b>	<b>DL</b>	<b>DL</b>	<b>DL</b>											7	7	0	0
Okoye, CJ	PS	PS	PS	PS	PS	PS	PS											0	0	0	0
Palmer, Joshua	<b>WR</b>	SUB	INA	SUB	SUB	<b>WR</b>	<b>WR</b>											6	3	0	1
Patterson, Jaret	PS	PS	PS	PS	PS	PS	PS											0	0	0	0
Perryman, Denzel	<b>LB</b>	<b>LB</b>	<b>LB</b>	<b>LB</b>	<b>LB</b>	<b>LB</b>	<b>LB</b>											7	7	0	0
Pipkins III, Trey	<b>RG</b>	<b>RG</b>	<b>RG</b>	<b>RT</b>	<b>RG</b>	<b>RG</b>	<b>RG</b>											7	7	0	0
Quarterman, Shaquille	SUB	SUB	SUB	PS	—	—	—											3	0	0	0
Reagor, Jalen	—	—	—	PS	PS	SUB	SUB											2	0	0	0
Rice, Brenden	INA	INA	SUB	SUB	INA	SUB	DNP											3	0	1	3
Rumph II, Chris	IR	IR	IR	IR	IR	IR	IR											0	0	0	0
Salyer, Jamaree	SUB	SUB	SUB	<b>LT</b>	SUB	SUB	SUB											7	1	0	0
Samuel Jr., Asante	<b>CB</b>	<b>CB</b>	<b>CB</b>	<b>CB</b>	IR	IR	IR											4	4	0	0
Sarell, Foster	DNP	DNP	DNP	SUB	SUB	DNP	DNP											2	0	5	0
Scott, JK	SUB	SUB	SUB	SUB	SUB	SUB	SUB											7	0	0	0
Shelton, Nehemiah	—	PS	PS	—	PS	—	—											0	0	0	0
Slater, Rashawn	<b>LT</b>	<b>LT</b>	<b>LT</b>	INA	<b>LT</b>	<b>LT</b>	<b>LT</b>											6	6	0	1
Smartt, Stone	SUB	SUB	SUB	SUB	SUB	SUB	SUB											7	0	0	0
Stick, Easton	DNP	DNP	DNP	DNP	INA	INA	INA											0	0	4	3
Still, Tarheeb	INA	INA	INA	<b>CB</b>	<b>CB</b>	<b>CB</b>	SUB											4	3	0	3
Tart, Tearir	SUB	SUB	SUB	SUB	SUB	SUB	SUB											7	0	0	0
Taylor, Ja'Sir	<b>3CB</b>	<b>3CB</b>	SUB	INA	INA	SUB	SUB											5	2	0	2
Tomlinson, Eric	SUB	SUB	SUB	SUB	SUB	<b>TE</b>	SUB											7	1	0	0
Tuipulotu, Tuli	SUB	SUB	SUB	<b>OLB</b>	<b>OLB</b>	<b>OLB</b>	<b>OLB</b>											7	6	0	0
Wade, Shaun	PS	PS	PS	PS	PS	DNP	PS											0	0	1	0
Williams, Bucky	IR	IR	IR	IR	IR	IR	IR											0	0	0	0
Vidal, Kimani	INA	INA	INA	INA	SUB	SUB	SUB											3	0	0	4

**STARTERS FOR EACH GAME IN BOLD:**

DNP — Did Not Play, DNR — Reserve/Did Not Report, E/CP — Exempt/Commissioner Permission, INA — Inactive, IR — Reserve/Injured, IR/DFR — Reserve Injured; Designated for Return, COVID — Reserve/COVID-19, NFI — Non-Football Illness List, PS — Practice Squad, PS/INJ — Practice Squad; Injured List, PUP — Reserve/Physically Unable to Perform, SUB — Substitute, SUS — Reserve/Suspended, 2RB — Started as Second Running Back, 2TE — Started as Second Tight End, 3TE — Started as Third Tight End, CB — Started as Additional Cornerback, 3S — Started as Third Safety, 3WR — Started as Third Wide Receiver.

# REGULAR SEASON SINGLE-GAME HIGHS

## INDIVIDUAL

### Passing

**Longest Scoring Pass** — 60, J.Herbert to L. McConkey,  
Oct. 27 vs. New Orleans  
**Longest Non-Scoring Pass** — 45, J.Herbert to J.Palmer,  
Oct. 27 vs. New Orleans  
**Most Passing Attempts** — 39, J.Herbert, Oct. 21 at Arizona  
**Most Completions** — 27, J.Herbert, Oct. 21 at Arizona  
**Most Passing Yards** — 349, J.Herbert, Oct. 21 at Arizona  
**Most Passing Touchdowns** — 2, Last: J.Herbert, Oct. 27 vs. New Orleans  
**Highest Completion Percentage (min. 20 att.)** — 70.0, J.Herbert,  
Sept. 15 at Car.  
**Highest Passer Rating (min. 20 att.)** — 111.3, J.Herbert,  
Oct. 27 vs. New Orleans

### Rushing

**Longest Scoring Run** — 43, J.Dobbins, Sept. 15 at Car.  
**Longest Non-Scoring Run** — 61, J.Dobbins, Sept. 8 vs. L.V.  
**Most Rushing Attempts** — 25, J.Dobbins, Oct. 13 at Den.  
**Most Rushing Yards** — 135, J.Dobbins, Sept. 8 vs. L.V.  
**Most Rushing Touchdowns** — 1, Last: J.Dobbins, Oct. 13 at Den.

### Receiving

**Most Receptions** — 8, W.Dissly, Oct. 21 at Arizona  
**Most Receiving Yards** — 111, L. McConkey, Oct. 27 vs. New Orleans  
**Most Receiving Touchdowns** — 2, Last: L. McConkey,  
Oct. 27 vs. New Orleans

### Total Offense

**Most Total Yards from Scrimmage** — 139, J.Dobbins, Sept. 8 vs. L.V.  
**Most Touchdowns** — 2, Last: L. McConkey,  
Oct. 27 vs. New Orleans

### Special Teams

**Longest Punt** — 67, J.Scott, Oct. 27 vs. New Orleans  
**Longest Field Goal** — 59, C.Dicker, Oct. 21 at Arizona  
**Most Attempted Field Goals** — 5, C. Dicker, Oct. 21 at Arizona  
**Most Made Field Goals** — 5, C. Dicker, Oct. 21 at Arizona

### Returns

**Longest Kickoff Return** — 35, Last: H. Haskins, Oct. 27 vs. New Orleans  
**Longest Punt Return** — 18, D.Davis, Oct. 13 at Den.  
**Longest Interception Return** — 29, K.Fulton, Sept. 29 vs. K.C.  
**Longest Fumble Return** — 22, K.Mack, Sept. 8 vs. L.V.

### Defense

**Most Interceptions** — 1, Last: T. Tart, Oct. 21 at Arizona  
**Most Tackles** — 12, D.Henley, Sept. 22 at Pit.  
**Most Solo Tackles** — 9, D.Henley, Sept. 22 at Pit.  
**Most Sacks** — 2.0, B.Dupree, Sept. 29 vs. K.C.  
**Most Passes Defensed** — 2, Last: J. Taylor, Oct. 27 vs. New Orleans

## TEAM

### Most, Offense

**First Downs** — 22, Oct. 13 at Denver  
**Rushing Attempts** — 44, Sept. 15 at Carolina  
**Rushing Yards** — 219, Sept. 15 at Carolina  
**Rushing Touchdowns** — 1, Oct. 13 at Denver  
**Passing Attempts** — 39, Oct. 21 at Arizona  
**Completions** — 27, Oct. 21 at Arizona  
**Net Passing Yards** — 336, Oct. 21 at Arizona  
**Touchdowns Thrown** — 2, Last: Oct. 27 vs. New Orleans  
**Offensive Plays** — 78, Oct. 13 at Denver  
**Total Offense** — 395, Oct. 21 at Arizona  
**Time of Possession** — 37:23, Oct. 13 at Denver

### Most, Turnovers

**Turnovers** — 2, Oct. 21 at Arizona  
**Interceptions Thrown** — 1, Sept. 15 at Carolina  
**Fumbles** — 3, Oct. 21 at Arizona  
**Fumbles Lost** — 2, Oct. 21 at Arizona

### Longest Scoring Drives

**Plays** — 20, Oct. 13 at Denver  
**Yards** — 92, Sept. 8 vs. Las Vegas  
**Time** — 10:29, Oct. 13 at Denver

### Shortest Scoring Drives

**Plays** — 2, Oct. 27 vs. New Orleans  
**Yards** — 5, Sept. 8 vs. Las Vegas  
**Time** — 0:47, Sept. 8 vs. Las Vegas

### Fewest, Defense

**First Downs Allowed** — 7, Sept. 15 at Carolina  
**Rushing Attempts Allowed** — 18, Oct. 13 at Denver  
**Rushing Yards Allowed** — 71, Sept. 8 vs. Las Vegas  
**Passing Attempts Allowed** — 26, Last: Oct. 21 at Arizona  
**Completions Allowed** — 14, Oct. 21 at Arizona  
**Net Passing Yards Allowed** — 69, Sept. 8 vs. Las Vegas  
**Total Plays Allowed** — 48, Sept. 15 at Carolina  
**Total Yards Allowed** — 159, Sept. 15 at Carolina

### Most, Defense

**Takeaways** — 3, Sept. 8 vs. Las Vegas  
**Interceptions** — 1, Last: Oct. 21 at Arizona  
**Fumbles Forced** — 2, Sept. 8 vs. Las Vegas  
**Fumbles Recovered** — 2, Sept. 8 vs. Las Vegas  
**Passes Defensed** — 6, Last: Oct. 21 at Arizona  
**Sacks** — 5, Oct. 27 vs. New Orleans

## GAME-BY-GAME PASSES DEFENSED

Sept. 8	Las Vegas:	Poona Ford (2), Junior Colson (1), Bud Dupree (1), Khalil Mack (1).
Sept. 15	at Carolina:	Kristian Fulton (1), Deane Leonard (1), Scott Matlock (1), Elijah Molden (1), Asante Samuel Jr. (1).
Sept. 22	at Pittsburgh:	Bud Dupree (1), Alohi Gilman (1), Daiyan Henley (1), Asante Samuel Jr. (1).
Sept. 29	Kansas City:	Kristian Fulton (2), Khalil Mack (1), Otito Ogbonnia(1), Tuli Tuipulotu (1).
Oct. 13	at Denver:	Derwin James Jr. (2), Alohi Gilman (1), Khalil Mack (1), Elijah Molden (1), Tarheeb Still (1).
Oct. 21	at Arizona:	Khalil Mack (2), Cam Hart (1), Daiyan Henley (1), Teair Tart (1), Ja'Sir Taylor (1).
Oct. 27	New Orleans:	Ja'Sir Taylor (2), Daiyan Henley (1), Tuli Tuipulotu (1), Teair Tart (1)
Nov. 3	at Cleveland:	
Nov. 10	Tennessee:	
Nov. 17	Cincinnati:	
Nov. 25	Baltimore:	
Dec. 1	at Atlanta:	
Dec. 8	at Kansas City:	
Dec. 15	Tampa Bay:	
Dec. 22	Denver:	
TBD	at New England:	
TBD	at Las Vegas:	

### SEASON TOTALS

(36)

Name	No.	Name	No.
Khalil Mack	5	Teair Tart	2
Kristian Fulton	3	Tuli Tuipulotu	2
Daiyan Henley	3	Cam Hart	1
Ja'Sir Taylor	3	Deane Leonard	1
Bud Dupree	2	Junior Colson	1
Poona Ford	2	Scott Matlock	1
Alohi Gilman	2	Otito Ogbonnia	1
Derwin James Jr.	2	Tarheeb Still	1
Elijah Molden	2		
Asante Samuel Jr.	2		

## GAME-BY-GAME SACKS

Sept. 8	Las Vegas:	Khalil Mack (1.5), Joey Bosa (1.0), Team Sacks (1.0), Morgan Fox (0.5).
Sept. 15	at Carolina:	Joey Bosa (1.0), Denzel Perryman (1.0).
Sept. 22	at Pittsburgh:	Derwin James Jr. (1.0), Khalil Mack (1.0).
Sept. 29	Kansas City:	Bud Dupree (2.0), Troy Dye (0.5), Tarheeb Still (0.5).
Oct. 13	at Denver:	Morgan Fox (1.0), Alohi Gilman (1.0).
Oct. 21	at Arizona:	None
Oct. 27	New Orleans:	Khalil Mack (1.0), Bud Dupree (1.0), Poona Ford (1.0), Scott Matlock (1.0), Tuli Tuipulotu (1.0)
Nov. 3	at Cleveland:	
Nov. 10	Tennessee:	
Nov. 17	Cincinnati:	
Nov. 25	Baltimore:	
Dec. 1	at Atlanta:	
Dec. 8	at Kansas City:	
Dec. 15	Tampa Bay:	
Dec. 22	Denver:	
TBD	at New England:	
TBD	at Las Vegas:	

### SEASON TOTALS

(18.0)

Name	No.	Name	No.
Khalil Mack	3.5	Troy Dye	0.5
Bud Dupree	3.0	Tarheeb Still	0.5
Joey Bosa	2.0	Team	1.0
Morgan Fox	1.5		
Poona Ford	1.0		
Derwin James Jr.	1.0		
Scott Matlock	1.0		
Alohi Gilman	1.0		
Denzel Perryman	1.0		
Tuli Tuipulotu	1.0		



# ***RECORDS***



# INDIVIDUAL RECORDS

\*NFL Record

## POINTS

### Most Seasons Leading League

- 1 Nate Kaeding, 2009
- LaDainian Tomlinson, 2006
- John Carney, 1994

### Most, Career

- 1,076 John Carney, 1990-2000
- 918 LaDainian Tomlinson, 2001-09
- 889 Nate Kaeding, 2004-12

### Most, Season

- 186\* LaDainian Tomlinson, 2006
- 146 Nate Kaeding, 2009
- 144 Nick Novak, 2013

### Most, Season, Non-Kickers

- 186\* LaDainian Tomlinson, 2006
- 124 Austin Ekeler, 2021
- 120 LaDainian Tomlinson, 2005

### Most, Season, Rookie

- 114 Nate Kaeding, 2004
- 106 Josh Lambo, 2015
- Dennis ParTEE, 1968
- 94 Herb Travenio, 1965

### Most, Game

- 30 Kellen Winslow, Nov. 22, 1981 at Oakland
- 24 (10x) Last: Austin Ekeler, Nov. 21, 2021 vs. Pit.
- 20 Mike Williams, Dec. 13, 2018 at Kansas City

## TOUCHDOWNS

### Most Seasons Leading League

- 3 Lance Alworth, 1964, 1965, 1966
- 2 Austin Ekeler, 2021, 2022
- 1 LaDainian Tomlinson, 2006
- Chuck Muncie, 1981

### Most, Career

- 153 LaDainian Tomlinson, 2001-09
- 116 Antonio Gates, 2003-18
- 83 Lance Alworth, 1962-70

### Most, Season

- 31\* LaDainian Tomlinson, 2006
- 20 Austin Ekeler, 2021
- LaDainian Tomlinson, 2005
- 19 Chuck Muncie, 1981

### Most, Game

- 5 Kellen Winslow, Nov. 22, 1981 at Oakland
- 4 (10x) Last: Austin Ekeler, Nov. 21, 2021 vs. Pit.
- 3 (46x) Last: A.Ekeler, Oct. 2, 2022 at Hou.

### Most Consecutive Games

- 18\* LaDainian Tomlinson, 2004-05
- 10 LaDainian Tomlinson, 2006
- 9 Antonio Gates, 2009-10
- Natrone Means, 1993-94
- Lance Alworth, 1963

## POINTS AFTER TOUCHDOWN

### Most Seasons Leading League

- 2 Nate Kaeding, 2006
- Rolf Benirschke, 1981, 1982
- 1 Herb Travenio, 1965

### Most, Career

- 349 Nate Kaeding, 2004-12
- 328 Rolf Benirschke, 1977-86
- 293 John Carney, 1990-2000

### Most, Season

- 58 Nate Kaeding, 2006
- 55 Rolf Benirschke, 1981
- 54 Nate Kaeding, 2004

### Most, Game

- 7 (6x) Last: N.Kaeding, Dec. 28, 2008 vs. Den.
- 6 (30x) Last: M.Badgley, Dec. 8, 2019 at. Jax.
- 5 (55x) Last: C.Dicker, Nov. 12, 2023 vs. Detroit

### Most Consecutive

- 250 Nate Kaeding, 2004-09
- 128 Nick Novak, 2011-14
- 87 Rolf Benirschke, 1983-86

### Most Attempts, Career

- 352 Rolf Benirschke, 1977-86
- 351 Nate Kaeding, 2004-12
- 298 John Carney, 1990-2000

### Most Attempts, Season

- 61 Rolf Benirschke, 1981
- 58 Nate Kaeding, 2006
- 55 Nate Kaeding, 2004
- Bob Thomas, 1985

### Most Attempts, Game

- 8 Rolf Benirschke, Nov. 22, 1981 at Oakland
- 7 (6x) Last: N.Kaeding, Dec. 28, 2008 vs. Den.
- 6 (38x) Last: M. Badgley, Dec. 8, 2019 at. Jax.

## TWO-POINT CONVERSIONS

### Most Seasons Leading League

- 1 Ladarius Green, 2015
- Mikhael Ricks, 1999
- Ronnie Harmon, 1994

### Most, Career

- 3 Ronnie Harmon, 1990-95
- 2 Keenan Allen, 2013-23
- Jared Cook, 2021
- Austin Ekeler, 2017-23
- Mike Williams, 2017-23
- Antonio Gates, 2003-18
- Melvin Gordon, 2015-19
- Ladarius Green, 2012-15
- Legedu Naanee, 2007-10
- Dave Kocourek, 1960-65

### Most, Season

- 3 Ronnie Harmon, 1994
- 2 Jared Cook, 2021
- Austin Ekeler, 2021
- Melvin Gordon, 2018
- Antonio Gates, 2018
- 1 (36x) Last: Trey Pipkins, 2023

### Most, Game

- 2\* Ladarius Green, Oct. 25, 2015 vs. Oakland
- 1 (44x) Last: Trey Pipkins, Sept. 17, 2023 at Ten.

## FIELD GOALS

### Most Seasons Leading League

- 1 Nate Kaeding, 2009
- John Carney, 1994

### Most, Career

- 261 John Carney, 1990-2000
- 180 Nate Kaeding, 2004-12
- 146 Rolf Benirschke, 1977-86

### Most, Season

- 34 Nick Novak, 2013
- John Carney, 1994
- 32 Nate Kaeding, 2009
- 31 Cameron Dicker, 2023
- John Carney, 1993, 1999

### Most, Game

- 6 (3x) Last: G.Davis, Oct. 5, 1997 at Oakland
- 5 (13x) Last: C.Dicker, Oct. 21, 2024 at Arizona
- 4 (39x) Last: C.Dicker, Oct. 21, 2024 at Arizona

### Most, Game, No Misses

- 6 (3x) Last: G.Davis, Oct. 5, 1997 at Oakland
- 5 (12x) Last: C.Dicker, Oct. 21, 2024 at Arizona
- 4 (28x) Last: C.Dicker, Oct. 21, 2024 at Arizona

### Highest Percentage, Career (min. 100 att.)

- 87.0 Nate Kaeding, 2004-12 (180-of-207)
- 84.6 Nick Novak, 2011-14, '17 (110-of-130)
- 81.6 John Carney, 1990-2000 (261-of-320)

### Highest Percentage, Season (min. 15 att.)

- 95.0 Cameron Dicker, 2022 (19-of-20)
- 94.4 Cameron Dicker, 2024 (17-of-18)
- 93.9 Cameron Dicker, 2023 (31-of-33)
- 93.8 Michael Badgley, 2018 (15-of-16)

### Most Consecutive

- 32 Nick Novak, 2013-14
- 29 John Carney, 1992-93
- 22 Nate Kaeding, 2009-10

### Most Attempts, Career

- 320 John Carney, 1990-2000
- 208 Rolf Benirschke, 1977-86
- 207 Nate Kaeding, 2004-12

### Most Attempts, Season

- 40 John Carney, 1993
- 39 Michael Badgley, 2020
- 38 John Carney, 1994

### Most Attempts, Game

- 7 Dick Van Raaphorst, Oct. 8, 1966 at N.Y. Jets
- 6 (6x) Last: Steve Christie, Dec. 1, 2002 vs. Den.
- 5 (27x) Last: C.Dicker, Oct. 21, 2024 at Arizona

### Longest

- 59 Cameron Dicker, Oct. 21, 2024 at Arizona
- Michael Badgley, Dec. 9, 2018 vs. Cincinnati
- 57 Nate Kaeding, Dec. 21, 2008 at Tampa Bay
- 55 Cameron Dicker, Nov. 6, 2023 at N.Y. Jets
- Cameron Dicker, Oct. 22, 2023 at Kansas City
- Nate Kaeding, Nov. 29, 2009 vs. Kansas City

## RUSHING YARDS

### Most Seasons Leading League

- 2 LaDainian Tomlinson, 2006, 2007
- 1 Dick Post, 1968  
Paul Lowe, 1965

### Most, Career

- 12,490 LaDainian Tomlinson, 2001-09
- 4,972 Paul Lowe, 1960-68
- 4,355 Austin Ekeler, 2017-23

### Most, Season

- 1,815 LaDainian Tomlinson, 2006
- 1,683 LaDainian Tomlinson, 2002
- 1,645 LaDainian Tomlinson, 2003

### Most, Game

- 243 LaDainian Tomlinson, Dec. 28, 2003 vs. Oak.
- 220 LaDainian Tomlinson, Dec. 1, 2002 vs. Denver
- 217 LaDainian Tomlinson, Sept. 29, 2002 vs. N.E.  
Gary Anderson, Dec. 18, 1988 vs. Kansas City

### Most Games 100 Yards or More, Career

- 46 LaDainian Tomlinson, 2001-09
- 15 Natrone Means, 1993-99  
Paul Lowe, 1960-68
- 12 Ryan Mathews, 2010-14

### Most Games 100 Yards or More, Season

- 10 LaDainian Tomlinson, 2006
- 7 LaDainian Tomlinson, 2002  
Don Woods, 1974
- 6 Ryan Mathews, 2013  
LaDainian Tomlinson, 2007  
LaDainian Tomlinson, 2004  
LaDainian Tomlinson, 2003  
Natrone Means, 1994

### Most Consecutive Games, 100 Yards or More

- 9 LaDainian Tomlinson, 2006
- 5 Natrone Means, 1994
- 4 LaDainian Tomlinson, 2007

### Most Games 200 Yards or More, Career

- 4 LaDainian Tomlinson, 2001-09
- 1 Gary Anderson, 1985-88

### Longest Run

- 87t Melvin Gordon, Oct. 29, 2017 at New England  
Paul Lowe, Sept. 10, 1961 at Dallas Texans
- 86t Keith Lincoln, Sept. 30, 1962 at Oakland
- 85t LaDainian Tomlinson, Dec. 17, 2006 vs. K.C.

## RUSHING TOUCHDOWNS

### Most Seasons Leading League

- 3 LaDainian Tomlinson, 2004, 2006, 2007
- 1 Chuck Muncie, 1981  
Paul Lowe, 1961, 1965

### Most, Career

- 138 LaDainian Tomlinson, 2001-09
- 43 Chuck Muncie, 1980-84
- 39 Austin Ekeler, 2017-23

### Most, Season

- 28\* LaDainian Tomlinson, 2006
- 19 Chuck Muncie, 1981
- 18 LaDainian Tomlinson, 2005

### Most, Game

- 4 LaDainian Tomlinson, Oct. 14, 2007 vs. Oak.  
LaDainian Tomlinson, Nov. 12, 2006 at Cin.  
LaDainian Tomlinson, Oct. 15, 2006 at S.F.  
Chuck Muncie, Nov. 29, 1981 vs. Denver  
Clarence Williams, Sept. 16, 1979 vs. Buffalo
- 3 (22x), Last: M.Gordon, Oct. 15, 2018 at Cle.
- 2 (124x), Last: A.Ekeler, Nov. 6, 2023 at NYJ

### Most Consecutive Games

- 18\* LaDainian Tomlinson, 2004-05
- 9 Natrone Means, 1993-94
- 8 LaDainian Tomlinson, 2006

## RUSHING AVERAGE

### Most Seasons Leading League (min. 100 att.)

- 2 Paul Lowe, 1960, 1965
- 1 Dickie Post, 1968  
Brad Hubbard, 1967  
Keith Lincoln, 1963

### Highest, Career (minimum 500 att.)

- 4.90 Paul Lowe, 1960-68
- 4.71 Keith Lincoln, 1961-66, '68
- 4.43 Dickie Post, 1967-70

### Highest, Season (minimum 100 att.)

- 6.45 Keith Lincoln, 1963
- 6.29 Paul Lowe, 1960
- 5.71 Paul Lowe, 1963

### Highest, Game (minimum 10 att.)

- 14.7 Michael Turner, Oct. 7, 2007 at Denver
- 13.8 Keith Lincoln, Sept. 30, 1962 at Oakland
- 13.5 J.K. Dobbins, Sept. 8, 2024 vs. Las Vegas

## RUSHING ATTEMPTS

### Most, Career

- 2,880 LaDainian Tomlinson, 2001-09
- 1,059 Melvin Gordon, 2015-19
- 1,031 Marion Butts, 1989-93

### Most, Season

- 372 LaDainian Tomlinson, 2002
- 348 LaDainian Tomlinson, 2006
- 343 Natrone Means, 1994

### Most, Game

- 39 LaDainian Tomlinson, Oct. 20, 2002 at Oak.  
Marion Butts, Dec. 17, 1989 at Kansas City
- 37 (3x) Last: L.Tomlinson, Nov. 21, 2004 at Oak.
- 36 LaDainian Tomlinson, Sept. 9, 2001 vs. Was.  
Gary Brown, Oct. 5, 1997 at Oakland

## PASSING ATTEMPTS

### Most Seasons Leading League

- 2 Dan Fouts, 1980, 1981  
John Hadl, 1968, 1971
- 1 Philip Rivers, 2015

### Most, Career

- 7,591 Philip Rivers, 2004-19
- 5,604 Dan Fouts, 1973-87
- 3,640 John Hadl, 1962-72

### Most, Season

- 699 Justin Herbert, 2022
- 672 Justin Herbert, 2021
- 661 Philip Rivers, 2015

### Most, Game

- 65 Philip Rivers, Oct. 18, 2015 at Green Bay
- 64 Justin Herbert, Jan. 9, 2022 at Las Vegas (OT)
- 58 Philip Rivers, Oct. 25, 2015 vs. Oakland  
Mark Herrmann, Dec. 22, 1985 at K.C.

## PASS COMPLETIONS

### Most Seasons Leading League

- 2 Dan Fouts, 1980, 1981  
John Hadl, 1968, 1971
- 1 Philip Rivers, 2015

### Most, Career

- 4,908 Philip Rivers, 2004-19
- 3,297 Dan Fouts, 1973-1987
- 1,824 John Hadl, 1962-1972

### Most, Season

- 477 Justin Herbert, 2022
- 443 Justin Herbert, 2021
- 437 Philip Rivers, 2015

### Most, Game

- 43 Philip Rivers, Oct. 18, 2015 at Green Bay
- 40 Justin Herbert, Sept. 24, 2023 at Minnesota
- 39 Justin Herbert, Dec. 11, 2022 vs. Miami

### Most Consecutive

- 25\* Philip Rivers, Nov. 25, 2018 vs. Arizona
- 22 Philip Rivers, Sept. 13, 2015 vs. Detroit –  
Sept. 20, 2015 at Cincinnati
- 20 Philip Rivers, Sept. 13, 2015 vs. Detroit

## COMPLETION PERCENTAGE

### Most Seasons Leading League (min. 140 att.)

- 1 Philip Rivers, 2013  
Mark Herrmann, 1985  
Dan Fouts, 1979  
Tobin Rote, 1963

### Highest, Career (minimum 500 att.)

- 66.5 Justin Herbert, 2020-24
- 64.7 Philip Rivers, 2004-19
- 62.2 Drew Brees, 2001-05

### Highest, Season (minimum 140 att.)

- 69.5 Philip Rivers, 2013
- 68.2 Justin Herbert, 2022
- 68.3 Philip Rivers, 2018

### Highest, Game (minimum 20 att.)

- 96.6 Philip Rivers, Nov. 25, 2018 vs. Ari. (28-of-29)
- 90.0 Philip Rivers, Nov. 1, 2012 vs. K.C. (18-of-20)
- 88.0 Drew Brees, Oct. 31, 2004 vs. Oak. (22-of-25)

## PASSING YARDS

### Most Seasons Leading League

- 4 Dan Fouts, 1979, 1980, 1981, 1982
- 3 John Hadl, 1965, 1968, 1971
- 1 Philip Rivers, 2010

### Most, Career

- 59,271 Philip Rivers, 2004-19
- 43,040 Dan Fouts, 1973-87
- 26,938 John Hadl, 1962-72

### Most, Season

- 5,014 Justin Herbert, 2021
- 4,802 Dan Fouts, 1981
- 4,792 Philip Rivers, 2015

### Most, Game

- 503 Philip Rivers, Oct. 18, 2015 at Green Bay
- 455 Philip Rivers, Sept. 26, 2010 at Seattle
- 444 Dan Fouts, Dec. 11, 1982 at San Francisco  
Dan Fouts, Oct. 19, 1980 vs. N.Y. Giants

### Most Games 300 Yards or More, Career

- 70 Philip Rivers, 2004-19
- 51 Dan Fouts, 1973-87
- 26 Justin Herbert, 2020-24

### Most Games 300 Yards or More, Season

- 9 Justin Herbert, 2021
- 8 Justin Herbert, 2020  
Philip Rivers, 2015, 2019  
Dan Fouts, 1980
- 7 Dan Fouts, 1981, 1985

### Most Consecutive Games, 300 Yards or More

- 5 Philip Rivers, 2015
- 4 Dan Fouts, 1979, 1980-81
- 3 Justin Herbert, 2020-21, 2021, 2022  
Philip Rivers, 2010-11, 2016, 2017  
Dan Fouts, 1980, 1985  
John Hadl, 1967

### Most Games 400 Yards or More, Career

- 11 Philip Rivers, 2004-19
- 6 Dan Fouts, 1973-87
- 1 Justin Herbert, 2020-24  
Jim Harbaugh, 1999-2000

### Longest Completion

- 99t\* Stan Humphries, Sept. 18, 1994 at Seattle
- 91t Jack Kemp, Nov. 12, 1961 at Denver
- 88t Ed Luther, Dec. 3, 1984 vs. Chicago

## TOUCHDOWN PASSES

### Most Seasons Leading League

- 2 Dan Fouts, 1981, 1982  
John Hadl, 1968, 1971
- 1 Philip Rivers, 2008

### Most, Career

- 397 Philip Rivers, 2004-19
- 254 Dan Fouts, 1973-87
- 201 John Hadl, 1962-72

### Most, Season

- 38 Justin Herbert, 2021
- 34 Philip Rivers, 2008
- 33 Philip Rivers, 2017-18  
Dan Fouts, 1981

### Most, Game

- 6 Dan Fouts, Nov. 22, 1981 at Oakland
- 5 (4x), Last: Drew Brees, Oct. 31, 2004 vs. Oak.
- 4 (32x), Last: J.Herbert, Nov. 12, 2023 vs. Det.

### Most Consecutive Games

- 28 Philip Rivers, 2012-14
- 27 Philip Rivers, 2017-18
- 26 Justin Herbert, 2020-23

## INTERCEPTIONS THROWN

### Most Seasons Leading League (Most INTs)

- 2 Philip Rivers, 2014, 2016  
John Hadl, 1968, 1972

### Most, Career

- 242 Dan Fouts, 1973-87
- 211 John Hadl, 1962-72
- 198 Philip Rivers, 2004-19

### Most, Season

- 32 John Hadl, 1968
- 26 John Hadl, 1972
- 25 John Hadl, 1971  
Jack Kemp, 1960

### Most, Game

- 6 Ed Luther, Oct. 31, 1983 vs. Washington  
John Hadl, Dec. 8, 1968 vs. Kansas City
- 5 (9x), Last: C.Wheilihan, Dec. 13, 1998 at Sea.
- 4 (33x), Last: P.Rivers, Nov. 18, 2019 vs. K.C.

### Fewest, Season (minimum 150 att.)

- 1 Justin Herbert, 2024 (196 att.)  
Easton Stick, 2023 (174 att.)
- 3 Ed Luther, 1984 (151 att.)
- 4 Doug Flutie, 2003 (167 att.)  
John Friesz, 1993 (238 att.)

### Most Consecutive Attempts, None Intercepted

- 233 Justin Herbert, Dec. 26, 2022-Oct. 1, 2023
- 194 Drew Brees, Oct. 17-Dec. 5, 2004
- 170 Philip Rivers, Nov. 27-Dec. 24, 2011

### Lowest Percentage, Season (minimum 150 att.)

- 0.5 Justin Herbert, 2024
- 0.6 Easton Stick, 2023
- 1.4 Justin Herbert, 2022
- 1.5 Justin Herbert, 2023

## PASSER RATING

### Most Seasons Leading League (min. 300 att.)

- 1 Philip Rivers, 2008

### Highest, Career (minimum 500 att.)

- 95.9 Justin Herbert, 2020-24
- 95.1 Philip Rivers, 2004-19
- 84.9 Drew Brees, 2001-05

### Highest, Season (minimum 300 att.)

- 105.5 Philip Rivers, 2008, 2013, 2018
- 104.8 Drew Brees, 2004
- 104.4 Philip Rivers, 2009

### Highest, Game (minimum 20 att.)

- 157.1 Dan Fouts, Sept. 7, 1981 at Cleveland
- 154.4 Philip Rivers, Dec. 8, 2019 at Jacksonville
- 153.1 Drew Brees, Oct. 31, 2004 vs. Oakland

## RECEIVING YARDS

### Most Seasons Leading League

- 3 Lance Alworth, 1965, 1966, 1968
- 1 Wes Chandler, 1982  
John Jefferson, 1980

### Most, Career

- 11,841 Antonio Gates, 2003-18
- 10,530 Keenan Allen, 2013-23
- 9,584 Lance Alworth, 1962-70

### Most, Season

- 1,602 Lance Alworth, 1965
- 1,393 Keenan Allen, 2017
- 1,383 Lance Alworth, 1966

### Most, Game

- 260 Wes Chandler, Dec. 20, 1982 vs. Cincinnati
- 243 Wes Chandler, Sept. 15, 1985 vs. Seattle
- 232 Lance Alworth, Oct. 20, 1963 at Kansas City

### Most Games 100 Yards or More, Career

- 41 Lance Alworth, 1962-70
- 38 Keenan Allen, 2013-23
- 24 Kellen Winslow, 1979-87

### Most Games 100 Yards or More, Season

- 9 Lance Alworth, 1965
- 8 Lance Alworth, 1966
- 7 Keenan Allen, 2017  
John Jefferson, 1980

### Most Consecutive Games, 100 Yards or More

- 5 Lance Alworth, 1966
- 4 Keenan Allen, 2017  
Wes Chandler, 1982  
John Jefferson, 1979-80  
Charlie Joiner, 1976  
Lance Alworth, 1968  
Lance Alworth, 1965
- 3 Keenan Allen, 2023  
Kellen Winslow, 1982  
Kellen Winslow, 1980  
John Jefferson, 1980  
John Jefferson, 1979  
Gary Garrison, 1971  
Lance Alworth, 1967  
Lance Alworth, 1965  
Lance Alworth, 1964

### Most Games 200 Yards or More, Career

- 5\* Lance Alworth, 1962-70
- 2 Wes Chandler, 1981-87
- 1 Keenan Allen, 2013-23  
Malcom Floyd, 2004-15

### Longest Reception

- 99t\* Tony Martin, Sept. 18, 1994 at Seattle
- 91t Keith Lincoln, Nov. 12, 1961 at Denver
- 88t Bobby Duckworth, Dec. 3, 1984 at Chicago

## RECEIVING AVERAGE

### Most Seasons Leading League (min. 35 rec.)

- 1 Mike Williams, 2019  
Malcom Floyd, 2011  
Wes Chandler, 1982  
Gary Garrison, 1970  
Lance Alworth, 1965

### Average per Catch, Career (minimum 250 rec.)

- 19.4 Lance Alworth, 1962-70
- 18.6 Gary Garrison, 1966-76
- 17.5 Vincent Jackson, 2005-11

### Average per Catch, Season (minimum 35 rec.)

- 23.2 Lance Alworth, 1965
- 22.9 Gary Garrison, 1970
- 21.2 Gary Garrison, 1968, 1971

### Highest, Game (minimum 5 rec.)

- 36.0 Lance Alworth, Nov. 2, 1963 at New York Jets
- 33.6 Lance Alworth, Nov. 15, 1964 at Kansas City
- 32.0 Lance Alworth, Dec. 19, 1965 vs. Oakland

## RECEPTIONS

### Most Seasons Leading League

- 3 Lance Alworth, 1966, 1968, 1969
- 2 Kellen Winslow, 1980, 1981

### Most, Career

- 955 Antonio Gates, 2003-18
- 904 Keenan Allen, 2013-23
- 586 Charlie Joiner, 1976-86

### Most, Season

- 108 Keenan Allen, 2023
- 107 Austin Ekeler, 2022
- 106 Keenan Allen, 2021

### Most, Game

- 18 Keenan Allen, Sept. 24, 2023 at Minnesota
- 16 Keenan Allen, Nov. 22, 2020 vs. N.Y. Jets
- 15 Austin Ekeler, Oct. 6, 2019 vs. Denver  
Keenan Allen, Sept. 13, 2015 vs. Detroit  
Kellen Winslow, Oct. 7, 1984 at Green Bay

### Most Consecutive Games With a Catch

- 96 Lance Alworth, 1962-69
- 80 Antonio Gates, 2003-08
- 78 Charlie Joiner, 1978-84

## RECEIVING TOUCHDOWNS

### Most Seasons Leading League

- 3 Lance Alworth, 1964, 1965, 1966
- 2 John Jefferson, 1978, 1980
- 1 Tony Martin, 1996  
Wes Chandler, 1982

### Most, Career

- 116 Antonio Gates, 2003-18
- 81 Lance Alworth, 1962-70
- 59 Keenan Allen, 2013-23

### Most, Season

- 14 Tony Martin, 1996  
Lance Alworth, 1965
- 13 Antonio Gates, 2004  
John Jefferson, 1978, 1980  
Lance Alworth, 1964, 1966
- 12 Antonio Gates, 2014  
Gary Garrison, 1970

### Most, Game

- 5\* Kellen Winslow, Nov. 22, 1981 at Oakland
- 4 Lance Alworth, Dec. 1, 1968 at Denver
- 3 (14x) Last: D.Woodhead, Dec. 20, 2015 vs. Mia.

### Most Consecutive Games

- 9 Antonio Gates, 2009-10  
Lance Alworth, 1963
- 7 Lance Alworth, 1967
- 6 John Jefferson, 1980  
Lance Alworth, 1964



## SCRIMMAGE YARDS

### Most Seasons Leading League

- Lance Alworth, 1965, 1968
- LaDainian Tomlinson, 2003

### Most, Career

- 16,445 LaDainian Tomlinson, 2001-09  
11,841 Antonio Gates, 2003-18  
10,643 Keenan Allen, 2013-23

### Most, Season

- 2,370 LaDainian Tomlinson, 2003  
2,323 LaDainian Tomlinson, 2006  
2,172 LaDainian Tomlinson, 2002

### Most, Game

- 271 LaDainian Tomlinson, Dec. 1, 2002 vs. Den.  
261 Melvin Gordon, Nov. 6, 2016 vs. Tennessee  
260 LaDainian Tomlinson, Dec. 28, 2003 vs. Oak.  
Wes Chandler, Dec. 20, 1982 vs. Cincinnati

### Most Games 100 Yards or More, Career

- 79 LaDainian Tomlinson, 2001-09  
44 Lance Alworth, 1962-70  
39 Keenan Allen, 2013-23

### Most Games 100 Yards or More, Season

- 14 LaDainian Tomlinson, 2006  
11 LaDainian Tomlinson, 2003  
10 Ryan Mathews, 2011  
LaDainian Tomlinson, 2004  
LaDainian Tomlinson, 2002

### Most Consecutive Games, 100 Yards or More

- 11 LaDainian Tomlinson, 2006  
6 Melvin Gordon, 2018  
Ryan Mathews, 2011  
LaDainian Tomlinson, 2007  
LaDainian Tomlinson, 2004  
5 Natrone Means, 1994  
Lydell Mitchell, 1978

### Most Games 200 Yards or More, Career

- 12 LaDainian Tomlinson, 2001-09  
5 Lance Alworth, 1962-70  
2 Lionel James, 1984-88  
Wes Chandler, 1981-87

## INTERCEPTIONS

### Most Seasons Leading League

- Casey Hayward, 2016
- Eric Weddle, 2011
- Antonio Cromartie, 2007

### Most, Career

- 42 Gill Byrd, 1983-92  
29 Dick Harris, 1960-65  
26 Rodney Harrison, 1994-2002

### Most, Season

- 10 Antonio Cromartie, 2007  
9 Charlie McNeil, 1961  
8 (4x) Last: Ryan McNeil, 2001

### Most, Game

- 3 Antonio Cromartie, Nov. 11, 2007 vs. Ind.  
Dwayne Harper, Nov. 27, 1995 vs. Oakland  
Pete Shaw, Nov. 2, 1980 at Cincinnati  
Clarence Duren, Oct. 30, 1977 at Miami  
Chris Fletcher, Nov. 30, 1975 at Denver (OT)  
Joe Beauchamp, Sept. 24, 1972 vs. Denver  
Leslie "Speedy" Duncan, Sept. 25, 1966 at Oak.  
Bud Whitehead, Oct. 10, 1965 at Buffalo  
Dick Harris, Nov. 17, 1963 at Buffalo  
C.McNeil, Sept. 24, 1961 vs. Houston Oilers  
C.McNeil, Dec. 18, 1960 vs. Titans of N.Y.  
2 (86x) Last: Kyzir White, Oct. 17, 2021 at Bal.

### Most Consecutive Games

- 5 Charlie McNeil, 1961  
4 Greg Jackson, 1998  
Gill Byrd, 1989  
Mike Fuller, 1977  
Bryant Salter, 1972  
3 (18x) Last: Stephen Cooper, 2008

## INTERCEPTION RETURN YARDS

### Most Seasons Leading League

- Vencie Glenn, 1987
- Charlie McNeil, 1961

### Most, Career

- 546 Gill Byrd, 1983-92  
502 Charlie McNeil, 1960-64  
477 Kenny Graham, 1964-69

### Most, Season

- 349 Charlie McNeil, 1961  
224 Stanley Richard, 1994  
166 Vencie Glenn, 1987

### Most, Game

- 177\* Charlie McNeil, Sept. 24, 1961 vs. Hou. Oilers  
106 Woodrow Lowe, Nov. 18, 1979 vs. Pittsburgh  
103 Vencie Glenn, Nov. 29, 1987 vs. Denver

### Longest Return

- 103t Vencie Glenn, Nov. 29, 1987 vs. Denver  
102t Donald Frank, Oct. 31, 1993 at L.A. Raiders  
100t Leslie "Speedy" Duncan, Oct. 15, 1967 vs. K.C.

## INTERCEPTION TOUCHDOWNS

### Most Seasons Leading League

- Clinton Hart, 2005
- Jeffery Dale, 1985
- John Hendy, 1985
- Gill Byrd, 1984
- Woodrow Lowe, 1979
- Fred Dean, 1977
- Leroy Jones, 1977
- Kenny Graham, 1969
- Joe Beauchamp, 1968
- Earl Faison, 1964
- Henry Schmidt, 1964
- Claude Gibson, 1962
- Dick Harris, 1961

### Most, Career

- 5 Kenny Graham, 1964-69  
Dick Harris, 1960-65  
4 Woodrow Lowe, 1976-86  
3 Eric Weddle, 2007-15  
Joe Beauchamp, 1966-75

### Most, Season

- 3 Dick Harris, 1961  
2 (9x) Last: Demorrio Williams, 2012  
1 (77x) Last: Bryce Callahan, 2022

### Most, Game

- 1 (98x) Last: B.Callahan, Dec. 4, 2022 at L.V.

## SACKS

### Most Seasons Leading League

- Shawne Merriman, 2006

### Most, Career

- 105.5 Leslie O'Neal, 1986-95  
69.5 Shaun Phillips, 2004-12  
69.0 Joey Bosa, 2016-24

### Most, Season

- 17.5 Gary Johnson, 1980  
17.0 Khalil Mack, 2023  
Shawne Merriman, 2006  
Leslie O'Neal, 1992  
Steve DeLong, 1969  
15.5 Fred Dean, 1978

### Most, Game (since 1982)

- 6.0 Khalil Mack, Oct. 1, 2023 vs. Las Vegas  
5.0 Leslie O'Neal, Nov. 16, 1986 vs. Dallas  
4.0 Antwan Barnes, Dec. 18, 2011 vs. Baltimore  
Shaun Phillips, Oct. 3, 2010 vs. Arizona  
Leslie O'Neal, Oct. 22, 1995 at Seattle  
Leslie O'Neal, Dec. 6, 1992 at Phoenix  
Leslie O'Neal, Dec. 22, 1991 vs. Denver

## PUNTS

### Most Seasons Leading League

- Paul Maguire, 1962

### Most, Career

- 771 Darren Bennett, 1995-2003  
756 Mike Scifres, 2003-15  
519 Dennis Pardee, 1968-75

### Most, Season

- 95 Darren Bennett, 1998  
92 Darren Bennett, 2000  
89 Darren Bennett, 1997, 1999

### Most, Game

- 11 (5x), Last: D.Bennett, Oct. 11, 1998 at Oak.  
10 (10x) Last: D.Kaser, Nov. 12, 2017 at Jax.  
9 (14x), Last: D.Kaser, Dec. 24, 2017 at N.Y. Jets

## PUNT YARDS

### Most Seasons Leading League

- Paul Maguire, 1962

### Most, Career

- 34,152 Mike Scifres, 2003-15  
33,776 Darren Bennett, 1995-2003  
21,417 Dennis Pardee, 1968-75

### Most, Season

- 4,248 Darren Bennett, 2000  
4,174 Darren Bennett, 1998  
3,972 Darren Bennett, 1997

### Most, Game

- 522 Darren Bennett, Oct. 11, 1998 at Oakland  
493 Mike Scifres, Nov. 18, 2012 at Denver  
492 Dennis Pardee, Nov. 10, 1974 at Kansas City

### Longest Punt

- 83 JK Scott, Dec. 10, 2023 vs. Denver  
82 Paul Maguire, Nov. 19, 1961 vs. Dallas Texans  
73 Dennis Pardee, Oct. 17, 1971 at Denver

## PUNTING AVERAGE

### Most Seasons Leading League (min. 50 punts)

- Darren Bennett, 2000

### Highest, Career (minimum 100 punts)

- 47.4 Drew Kaser, 2016-18  
46.5 Ty Long, 2019-21  
45.4 JK Scott, 2022-24  
45.2 Mike Scifres, 2003-15

### Highest, Season (minimum 50 punts)

- 48.3 Mike Scifres, 2012  
48.1 Drew Kaser, 2017  
46.8 Ty Long, 2020

### Highest, Game (minimum 4 punts)

- 59.5 Mike Scifres, Oct. 17, 2010 at St. Louis  
Darren Bennett, Oct. 1, 1995 at Pittsburgh  
57.4 JK Scott, Dec. 10, 2023 vs. Denver  
57.3 JK Scott, Oct. 27 2024 vs. New Orleans

## PUNT RETURN YARDS

### Most Seasons Leading League

- Leslie "Speedy" Duncan, 1965

### Most, Career

- 2,388 Mike Fuller, 1975-80  
1,651 Leslie "Speedy" Duncan, 1964-70  
1,407 Darrien Gordon, 1993-96

### Most, Season

- 537 Darrien Gordon, 1996  
489 Eric Metcalf, 1997  
475 Darrien Gordon, 1994

### Most, Game

- 168 Eric Metcalf, Nov. 2, 1997 at Cincinnati  
136 Mike Fuller, Nov. 21, 1976 at Buffalo  
133 Andre Coleman, Sept. 17, 1995 at Philadelphia

### Longest Return

- 95t Leslie "Speedy" Duncan, Nov. 24, 1968 vs. NYJ  
90t Darrien Gordon, Sept. 25, 1994 at L.A. Raiders  
88t Andre Coleman, Sept. 17, 1995 at Philadelphia  
Mike Fuller, Oct. 9, 1977 at New Orleans

## PUNT RETURN AVERAGE

### Most Seasons Leading League (min. 20 ret.)

- 1 Derius Davis, 2023
- Ron Smith, 1973
- Leslie "Speedy" Duncan, 1965

### Highest, Career (minimum 50 ret.)

- 13.7 Darrien Gordon, 1993-96
- 12.0 Leslie "Speedy" Duncan, 1964-70
- 11.3 Mike Fuller, 1975-80

### Highest, Season (minimum 20 ret.)

- 16.0 Derius Davis, 2023
- 15.5 Leslie "Speedy" Duncan, 1965
- 14.9 Darrien Gordon, 1996

## PUNT RETURN TOUCHDOWNS

### Most Seasons Leading League

- 2 Leslie "Speedy" Duncan, 1965, 1966
- 1 Derius Davis, 2023
- Desmond King, 2018
- Eric Metcalf, 1997
- Andre Coleman, 1995
- Darrien Gordon, 1994
- Nate Lewis, 1990
- Kitrick Taylor, 1990
- Ron Smith, 1973

### Most, Career

- 4 Leslie "Speedy" Duncan, 1964-70
- 3 Eric Metcalf, 1997
- Darrien Gordon, 1993-96
- 2 (5x) Last: Desmond King, 2017-19

### Most, Season

- 3 Eric Metcalf, 1997
- 2 (3x) Last: Darrien Gordon, 1994
- 1 (20x) Last: Derius Davis, 2023

### Most, Game

- 2\* Eric Metcalf, Nov. 2, 1997 at Cincinnati
- 1 (26x) Last: Derius Davis, Nov. 6, 2023 at NYJ

## PUNT RETURNS

### Most, Career

- 212 Mike Fuller, 1975-80
- 138 Leslie "Speedy" Duncan, 1964-70
- 124 Lionel James, 1984-88

### Most, Season

- 46 Mike Fuller, 1979
- 45 Eric Metcalf, 1997
- 39 Mike Fuller, 1978

### Most, Game

- 8 (4x) Last: Leon Johnson, Dec. 7, 2003 at Det.
- 7 (4x) Last: M.Fuller, Dec. 17, 1978 at Hou. Oilers
- 6 (9x) Last: J.Herndon, Dec. 20, 2015 vs. Mia.

### Most Fair Catches, Season

- 29 Derius Davis, 2023
- 25 Travis Benjamin, 2017
- 24 Kenny Graham, 1969

### Most Fair Catches, Game

- 6 Derius Davis, Dec. 10, 2023 vs. Denver
- Phil McConkey, Dec. 17, 1989 at Kansas City
- 5 Travis Benjamin, Oct. 22, 2017 vs. Denver
- Jeff Graham, Sept. 3, 2000 at Oakland
- Kenny Graham, Oct. 4, 1969 vs. Cincinnati

## KICKOFF RETURN YARDS

### Most Seasons Leading League

- 1 Ronney Jenkins, 2001
- Lionel James, 1984
- James Brooks, 1982

### Most, Career

- 6,469 Darren Sproles, 2005-10
- 3,997 Ronney Jenkins, 2000-02
- 3,914 Andre Coleman, 1994-96

### Most, Season

- 1,541 Ronney Jenkins, 2001
- 1,531 Ronney Jenkins, 2000
- 1,528 Darren Sproles, 2005

### Most, Game

- 250 Ronney Jenkins, Nov. 18, 2001 at Oakland
- 221 Ronney Jenkins, Sept. 10, 2000 vs. N.O.
- 215 Richard Goodman, Jan. 1, 2012 at Oakland

### Longest Return

- 105t Richard Goodman, Jan. 1, 2012 at Oakland
- 103t Darren Sproles, Sept. 14, 2008 at Denver
- Keith Lincoln, Sept. 16, 1962 vs. Titans of N.Y.
- 101t Andre Roberts, Jan. 2, 2022 vs. Denver

## KICKOFF RETURN AVERAGE

### Most Seasons Leading League (min. 10 ret.)

- 1 Jimmy Warren, 1964

### Highest, Career (minimum 75 ret.)

- 25.3 Leslie "Speedy" Duncan, 1964-70
- 25.1 Darren Sproles, 2005-10
- 24.2 Ronney Jenkins, 2000-02

### Highest, Season (minimum 10 ret.)

- 32.8 Andre Roberts, 2021
- 29.7 Antonio Cromartie, 2006
- 28.9 Nasir Adderley, 2020

## KICKOFF RETURN TOUCHDOWNS

### Most Seasons Leading League

- 2 Anthony Miller, 1988, 1989
- 1 Richard Goodman, 2011
- Ronney Jenkins, 2001
- Andre Coleman, 1995
- Nate Lewis, 1991
- Jamie Holland, 1988
- Keith Lincoln, 1962

### Most, Career

- 4 Andre Coleman, 1994-96
- 3 Ronney Jenkins, 2000-02
- 2 Darren Sproles, 2005-10
- Anthony Miller, 1988-93

### Most, Season

- 2 Ronney Jenkins, 2001
- Andre Coleman, 1995
- Andre Coleman, 1994
- 1 (14x) Last: Andre Roberts, 2021

### Most, Game

- 1 (20x) Last: A.Roberts, Jan. 2, 2022 vs. Den.

## KICKOFF RETURNS

### Most Seasons Leading League

- 1 Lionel James, 1984
- James Brooks, 1982

### Most, Career

- 258 Darren Sproles, 2005-10
- 166 Andre Coleman, 1994-96
- 165 Ronney Jenkins, 2000-02

### Most, Season

- 67 Ronney Jenkins, 2000
- 63 Darren Sproles, 2005
- 62 Andre Coleman, 1995

### Most, Game

- 8 (5x) Last: Darren Sproles, Oct. 26, 2008 at N.O. in London
- 7 (13x) Last: D.Sproles, Oct. 19, 2009 vs. Den.
- 6 (36x) Last: R.Goodman, Jan. 1, 2012 at Oak.

## COMBINED KICK & PUNT RETURN YARDS

### Most Seasons Leading League

- 1 James Brooks, 1982
- Leslie "Speedy" Duncan, 1965

### Most, Career

- 7,404 Darren Sproles, 2005-10
- 5,037 Leslie "Speedy" Duncan, 1964-70
- 4,240 Andre Coleman, 1994-96

### Most, Season

- 1,737 Andre Coleman, 1995
- 1,636 Darren Sproles, 2005
- 1,625 Darren Sproles, 2008

## COMBINED KICK & PUNT RETURNS

### Most Seasons Leading League

- 1 Leslie "Speedy" Duncan, 1965

### Most, Career

- 372 Darren Sproles, 2005-10
- 289 Mike Fuller, 1975-80
- 272 Leslie "Speedy" Duncan, 1964-70

### Most, Season

- 90 Andre Coleman, 1995
- 81 Darren Sproles, 2005
- 80 Darren Sproles, 2009

## SERVICE

### Most Seasons

- 17 David Binn, 1994-2010
- 16 Philip Rivers, 2004-19
- Antonio Gates, 2003-18
- 15 Dan Fouts, 1973-87
- Russ Washington, 1968-82
- 14 Don Macek, 1976-89
- Doug Wilkerson, 1971-84

### Most Games

- 256 David Binn, 1994-10
- 236 Antonio Gates, 2003-18
- 228 Philip Rivers, 2004-19
- 200 Junior Seau, 1990-2002
- Russ Washington, 1968-82

### Most Consecutive Games

- 225 Philip Rivers, 2005-19
- 179 David Binn, 1994-10
- 178 Russ Washington, 1968-80

### Most Consecutive Starts

- 224 Philip Rivers, 2006-19
- 148 Russ Washington, 1970-80
- 140 Walt Sweeney, 1964-73

# TEAM RECORDS

\*NFL Record | †strike-shortened 1982 season

## GAMES WON

### Most, Season

- 14 2006
- 13 2009
- 12 1961, 1979, 2004, 2018

### Fewest, Season

- 1 2000
- 2 1973, 1975
- 4 1962, 1972, 1986, 1991, 1997, 2003, 2015

### Most Consecutive

- 15 Nov. 27, 1960-Dec. 3, 1961
- 11 (3x) Last: Oct. 25, 2009-Jan. 3, 2010
- 8 (7x) Last: Oct. 25, 2004-Dec. 13, 2004

### Most Consecutive at Home

- 10 Nov. 5, 1978-Nov. 25, 1979
- 9 (3x) Last: Sept. 17, 2006-Sept. 9, 2007
- 8 (4x) Last: Sept. 17, 2006-Dec. 31, 2006

### Most Consecutive on Road

- 11 Oct. 2, 1960-Nov. 12, 1961
- 6 (4x) Last: Oct. 14, 2018 -Dec. 30, 2018
- 5 (5x) Last: Oct. 14, 2018 -Dec. 13, 2018

### Most Consecutive at Start of Season

- 11 1961
- 6 1994
- 4 1966, 1980, 2002

## GAMES LOST

### Most, Season

- 15 2000
- 12 1975, 1986, 1991, 1997, 2003, 2015, 2023
- 11 1973, 1998, 2001, 2016, 2019

### Fewest, Season

- 2 1961, 1965, 2006
- 3 2009, 1963, 1982†
- 4 1960, 1979, 2004, 2018

### Most Consecutive

- 11 (2x) Last: Sept. 3, 2000-Nov. 19, 2000
- 9 (5x) Last: Dec. 4, 2016-Oct. 1, 2017
- 8 (9x) Last: Dec. 4, 2016-Sept. 24, 2017

### Most Consecutive at Home

- 7 Nov. 13, 2016-Oct. 1, 2017
- 6 (2x) Last: Nov. 13, 2016-Sept. 24, 2017
- 5 (11x) Last: Nov. 12, 2023-Jan. 7, 2024

### Most Consecutive on Road

- 11 Oct. 6, 1985-Oct. 26, 1986
- 8 (4x) Last: Sept. 3, 2000-Dec. 17, 2000
- 7 (7x) Last: Nov. 10, 2002-Oct. 5, 2003

### Most Consecutive on Road w/o Victory (Ties incl.)

- 14 Nov. 22, 1970-Nov. 19, 1972

## POINTS

### Most Seasons Leading League

- 6 1963, 1965, 1981, 1982, 1985, 2006

### Most, Season

- 492 2006
- 478 1981
- 474 2021

### Most, Game

- 58 Dec. 22, 1963 vs. Denver
- 55 Nov. 22, 1981 at Oakland
- Oct. 20, 1968 vs. Denver
- 54 Nov. 19, 2017 vs. Buffalo

### Most Game, Both Teams

- 98 Dec. 8, 1985 vs. Pittsburgh
- 93 Dec. 18, 1960 vs. Titans of New York
- 90 Nov. 12, 2006 at Cincinnati

### Most, Half

- 42 Nov. 12, 2006 at Cincinnati (2nd half)
- 41 Nov. 5, 1961 vs. Titans of N.Y. (2nd half)
- 37 Nov. 19, 2017 vs. Buffalo (1st half)

### Most, Quarter

- 28 Nov. 25, 2018 vs. Arizona (2nd quarter)
- Nov. 15, 1964 at K.C. (2nd quarter)
- Nov. 5, 1961 vs. Titans of N.Y. (3rd quarter)
- Sept. 24, 1961 vs. Houston Oilers (2nd quarter)

### Most, Quarter, Both Teams

- 41 Nov. 21, 2021 vs. Pittsburgh (4th quarter)
- Oct. 10, 2021 vs. Cleveland (4th quarter)
- 38 Dec. 26, 2021 at Houston (4th quarter)
- Sept. 14, 2008 at Denver (2nd quarter)
- Oct. 19, 1986 at Kansas City (2nd quarter)
- Oct. 6, 1963 at Denver (2nd quarter)
- Oct. 7, 1961 at Boston (2nd quarter)

### Fewest, Season

- 188 1973
- 189 1975
- 212 1974

### Fewest, Game

- 0 (29x) Last: Dec. 6, 2020 vs. New England

### Most Consecutive Games Not Shutout

- 240 Nov. 7, 1999-Nov. 2, 2014
- 114 Oct. 4, 1992-Oct. 24, 1999
- 105 Sept. 7, 1962-Oct. 26, 1969
- 98 Nov. 16, 2014-Nov. 29, 2020

## TOUCHDOWNS

### Most Seasons Leading League

- 6 1963, 1979, 1981, 1982, 1985, 2006

### Most, Season

- 61 1981
- 60 1985
- 59 2006

### Most, Game

- 8 Dec. 8, 1985 vs. Pittsburgh
- Nov. 22, 1981 at Oakland
- 7 (9x) Last: Oct. 10, 2021 vs. Cleveland
- 6 (37x) Last: Dec. 8, 2019 at Jacksonville

### Fewest, Season

- 22 1973, 1975
- 23 1998
- 25 1977, 1999

## POINTS AFTER TOUCHDOWN

### Most Seasons Leading League

- 5 1965, 1981, 1982, 1985, 2006

### Most, Season

- 58 2006
- 55 1981
- 54 2004

### Most, Game

- 7 (7x) Last: Dec. 28, 2008 vs. Denver
- 6 (30x) Last: Dec. 8, 2019 at Jacksonville
- 5 (54x) Last: Nov. 12, 2023 vs. Detroit

### Fewest, Season

- 19 1973, 1998
- 20 1975
- 21 1977

## TWO-POINT CONVERSIONS

### Most Seasons Leading League

- 4 2008, 2010, 2018, 2021

### Most, Season

- 7 2021
- 6 2018
- 3 1994

### Most, Game (since 1994)

- 2 Dec. 2, 2018 at Pittsburgh
- Sept. 9, 2018 vs. Kansas City
- Oct. 25, 2015 vs. Oakland
- 1 (39x) Last: Sept. 17, 2023 at Tennessee

### Most Attempts, Season

- 11 2021
- 8 2018
- 7 1994

### Most Attempts, Game (since 1994)

- 3 Dec. 26, 2021 at Houston
- Sept. 9, 2018 vs. Kansas City
- Sept. 4, 1994 at Denver
- 2 (6x) Last: Oct. 10, 2021 vs. Cleveland
- 1 (51x) Last: Sept. 8, 2024 vs. Las Vegas

## FIELD GOALS

### Most Seasons Leading League

- 2 1994, 2009

### Most, Season

- 34 1994, 2013
- 32 2009
- 31 1993, 1999, 2022, 2023

### Most, Game

- 6 (3x) Last: Oct. 5, 1997 at Oakland
- 5 (13x) Last: Oct. 21, 2024 at Arizona
- 4 (39x) Last: Jan. 7, 2024 vs. Kansas City

### Most Attempts, Season

- 43 2001
- 40 1993
- 38 1994

### Most Attempts, Game

- 7 Oct. 8, 1966 at N.Y. Jets
- 6 (6x) Last: Nov. 19, 2017 vs. Buffalo
- 5 (29x) Last: Oct. 21, 2024 at Arizona

### Most, Game, Both Teams

- 9 Sept. 29, 1996 vs. Kansas City
- 8 Nov. 3, 1996 at Indianapolis
- Nov. 9, 1975 vs. New England
- 7 (17x) Last: Oct. 17, 2022 vs. Denver (OT)

### Most Attempts, Game, Both Teams

- 10 (4x) Last: Dec. 12, 1999 vs. Seattle
- 9 (3x) Last: Dec. 1, 2002 vs. Denver
- 8 (24x) Last: Dec. 31, 2023 at Denver

### Fewest Made, Season

- 6 1974
- 10 1976
- 12 1964, 1970, 1973, 1975

### Fewest Attempts, Season

- 16 1974
- 19 1970
- 20 1962, 1976, 1988, 2003

## FIRST DOWNS

### Most Seasons Leading League (Total)

7 1965, 1969, 1980, 1981, 1982, 1983, 1985

### Most, Season

401 2021  
380 1985  
379 1981

### Most, Game

35 Oct. 19, 1986 at Kansas City  
34 Nov. 18, 1984 vs. Miami (OT)  
Dec. 20, 1982 vs. Cincinnati  
33 Nov. 21, 2021 vs. Pittsburgh  
Sept. 9, 2018 vs. Kansas City  
Sept. 15, 2013 at Philadelphia  
Oct. 31, 2004 vs. Oakland

### Most, Game, Both Teams

62 Sept. 15, 1985 vs. Seattle  
60 Sept. 10, 2023 vs. Miami  
58 Dec. 29, 2002 vs. Seattle (OT)  
Sept. 22, 1985 at Cincinnati  
Nov. 18, 1984 vs. Miami (OT)

### Fewest, Season

198 1973, 1975  
208 1961  
217 1962

### Fewest, Game

3 Nov. 30, 1975 at Denver (OT)  
5 Nov. 16, 2003 at Denver  
Oct. 5, 1970 vs. Oakland  
6 Dec. 24, 2000 vs. Pittsburgh  
Nov. 22, 1987 at Seattle

### Most Seasons Leading League (Rushing)

3 1963, 1965, 2006

### Most by Rushing, Season

137 2006  
131 2004  
127 1965, 1981

### Most by Rushing, Game

19 Nov. 27, 1960 vs. Oakland  
18 Oct. 3, 1965 vs. Houston Oilers  
17 (4x) Last: Sept. 10, 2023 vs. Miami

### Fewest by Rushing, Game

0 Dec. 5, 2010 vs. Oakland  
Nov. 14, 1999 at Oakland  
1 (18x) Last: Oct. 29, 2023 vs. Chicago  
2 (54x) Last: Oct. 16, 2023 vs. Dallas

### Most Seasons Leading League (Passing)

7 1968, 1971, 1980, 1981, 1982, 1983, 1985

### Most by Passing, Season

259 1985  
256 2021  
244 1980

### Most by Passing, Game

27 Sept. 15, 1985 vs. Seattle  
26 Oct. 18, 2015 at Green Bay  
23 Dec. 20, 1982 vs. Cincinnati  
Oct. 19, 1980 vs. N.Y. Giants

### Fewest by Passing, Season

89 1975  
93 1973  
110 1961

### Fewest by Passing, Game

0 Sept. 20, 1998 at Kansas City  
1 Nov. 30, 1975 at Denver (OT)  
2 (3x) Last: Nov. 16, 2003 at Denver

### Most Seasons Leading League (Penalty)

2 1960, 1970

### Most by Penalty, Season

39 2013, 2019  
37 2004, 2014  
36 2016, 2020

### Most by Penalty, Game

7 Oct. 17, 2022 vs. Denver (OT)  
Nov. 13, 2016 vs. Tennessee  
Nov. 15, 1998 vs. Baltimore  
Nov. 30, 1997 vs. Denver  
6 (5x) Last: Nov. 30, 2014 at Baltimore  
5 (23x) Last: Nov. 21, 2021 vs. Pittsburgh

### Fewest by Penalty, Season

11 1975  
12 1964  
13 1968

## NET YARDS GAINED

### Most Seasons Leading League

8 1963, 1965, 1980, 1981, 1982, 1983, 1985, 2010

### Most, Season

6,744 1981  
6,634 2021  
6,535 1985

### Most, Game

661 Dec. 20, 1982 vs. Cincinnati  
593 Nov. 10, 1985 vs. L.A. Raiders  
581 Oct. 20, 1968 vs. Denver

### Most, Game, Both Teams

1,102 Dec. 20, 1982 vs. Cincinnati  
1,057 Oct. 20, 1968 vs. Denver  
1,050 Sept. 15, 2013 at Philadelphia

### Fewest, Season

3,411 1975  
3,622 1973  
3,953 1970

### Fewest, Game

70 Nov. 2, 1969 at Denver  
93 Oct. 5, 1975 vs. Oakland  
96 Nov. 16, 2003 at Denver

### Most Total Offensive Plays, Season

1,154 1984, 2022  
1,135 1980  
1,129 1981

### Fewest Total Offensive Plays, Season

617 1982<sup>†</sup>  
753 1963  
759 1964

## RUSHING

### Most Seasons Leading League (Attempts)

1 1965

### Most Attempts, Season

590 1978  
525 2004  
522 2006

### Most Attempts, Game

58 Nov. 20, 1977 vs. Oakland  
53 Dec. 16, 2007 vs. Detroit  
Sept. 10, 1978 vs. Oakland  
Dec. 3, 1972 vs. Oakland  
52 Nov. 27, 1960 vs. Oakland

### Fewest Attempts, Season

267 1982<sup>†</sup>  
351 2000  
361 1966

### Most Seasons Leading League (Yards)

2 1963, 1965

### Most Yards, Season

2,578 2006  
2,257 1990  
2,248 1991

### Most Yards, Game

289 Dec. 28, 2008 vs. Denver  
287 Oct. 13, 1963 vs. N.Y. Jets  
274 Dec. 16, 2007 vs. Detroit

### Fewest Yards, Game

2 Dec. 17, 1961 vs. Boston  
3 Nov. 19, 1961 vs. Dallas Texans  
11 Nov. 20, 1960 vs. Buffalo

### Most Seasons Leading League (Touchdowns)

4 1961, 1981, 1982, 2006

### Most Touchdowns, Season

32 2006  
26 1981  
25 1979

### Fewest Touchdowns, Season

4 2012, 2015  
5 1997  
6 2014

### Most Touchdowns, Game

5 (4x) Last: Dec. 28, 2008 vs. Denver  
4 (22x) Last: Dec. 25, 2009 at Tennessee  
3 (49x) Last: Sept. 10, 2023 vs. Miami

## RUSHING AVERAGE

### Most Seasons Leading League

6 1960, 1963, 1965, 1969, 1991, 2003

### Most, Season

5.6 1963  
5.1 2003  
4.9 2006

### Highest, Game

8.52 Dec. 24, 1967 vs. N.Y. Jets  
8.44 Dec. 22, 1963 vs. Denver  
8.26 Nov. 5, 2006 vs. Cleveland



## PASSING

### Most Seasons Leading League (Attempts)

3 1968, 1984, 1985

### Most Attempts, Season

711 2022

674 2021

667 2015

### Most Attempts, Game

65 Oct. 18, 2015 at Green Bay

Oct. 19, 1986 at Kansas City

64 Jan. 9, 2022 at Las Vegas (OT)

58 Oct. 25, 2015 vs. Oakland

Dec. 22, 1985 at Kansas City

### Fewest Attempts, Season

337 1975

338 1982†

349 1974

### Fewest Attempts, Game

6 Dec. 19, 2004 at Cleveland

10 Dec. 18, 1988 vs. Kansas City

11 (2x) Last: Oct. 28, 2007 vs. Houston

### Most Seasons Leading League (Completions)

3 1983, 1984, 1985

### Most Completions, Season

485 2022

443 2021

442 2015

### Most Completions, Game

43 Oct. 18, 2015 at Green Bay

41 Sept. 24, 2023 at Minnesota

39 Dec. 11, 2022 vs. Miami

### Fewest Completions, Game

1 at Kansas City Sept. 20, 1998

3 vs. Oakland Oct. 5, 1975

4 at Cleveland Dec. 19, 2004

vs. Kansas City Nov. 2, 1986

### Most Seasons Leading League (Net Yards)

11 1965, 1968, 1971, 1978, 1979, 1980, 1981, 1982,  
1983, 1985, 2017

### Most Net Yards Gained, Season

4,870 1985

4,800 2021

4,739 1981

### Most Net Yards Gained, Game

494 Sept. 15, 1985 vs. Seattle

488 Oct. 18, 2015 at Green Bay

486 Dec. 20, 1982 vs. Cincinnati

### Fewest Net Yards Gained, Season

1,610 1975

1,808 1973

2,244 1977

### Fewest Net Yards Gained, Game

-22 Oct. 5, 1975 vs. Oakland

-19 Sept. 20, 1998 at Kansas City

7 Sept. 16, 1973 at Washington

### Most Seasons Leading League (Touchdowns)

5 1971, 1981, 1982, 1985, 2008

### Most Touchdowns, Season

38 2021

37 1985

34 1981, 2008

### Fewest Touchdowns, Season

7 1975

9 1973

11 1977, 1988, 1998

### Most Touchdowns, Game

7\* Nov. 22, 1981 at Oakland

5 (9x) Last: Oct. 31, 2004 vs. Oakland

4 (35x) Last: Nov. 12, 2023 vs. Detroit

### Most Seasons Leading League (Fewest INTs)

2 1966, 2004

### Most Had Intercepted, Season

34 1962, 1998

33 1968, 1983, 1986

30 1964, 1973, 1978, 1985, 2000

### Most Had Intercepted, Game

7 Dec. 13, 1998 at Seattle

Dec. 8, 1968 vs. Kansas City

6 (6x) Last: Oct. 24, 1999 vs. Green Bay

5 (14x) Last: Dec. 27, 1987 at Denver

### Fewest Had Intercepted, Season

8 2004, 2023

9 2006

10 2009, 2020, 2022

## SACKED ATTEMPTING TO PASS

### Most Seasons Leading League (Least Sacked)

5 1963, 1964, 1967, 1968, 2017

### Most Times, Season

57 1970

53 2000

51 1997

### Fewest Times, Season

11 1967

12 1982†

18 1968, 2017

### Most Times Sacked Opponent, Season

62 1986

61 2006

60 1980

### Most Times Sacked Opponent, Game

11 Dec. 23, 2012 at N.Y. Jets

Nov. 16, 1986 vs. Dallas

10 Sept. 24, 1978 vs. Green Bay

9 (5x) Last: Dec. 24, 2016 at Cleveland

## INTERCEPTIONS

### Most Seasons Leading League (Interceptions)

3 1961, 2007, 2016

### Most, Season

49\* 1961

31 1969

30 1964, 2007

### Most, Game

6 (6x) Last: vs. Indianapolis Nov. 11, 2007

5 (9x) Last: vs. Buffalo Nov. 19, 2017

4 (30x) Last: at Indianapolis Nov. 28, 2010

### Most, Game, Both Teams

10 Dec. 13, 1998 at Seattle

9 Sept. 21, 1980 at Denver

Nov. 1, 1964 at Oakland

8 (11x) Last: Nov. 11, 2007 vs. Indianapolis

### Fewest, Season

7 2014

9 1970, 2023

10 2005

### Most Consecutive Games

46\* 1960-63

### Most Seasons Leading League (Return Yards)

2 1961, 1964

### Most Yards Returned, Season

929\* 1961

562 1979

499 1984

### Most Yards Returned, Game

194 Sept. 24, 1961 vs. Houston Oilers

174 Oct. 29, 1961 vs. Denver

171 Nov. 18, 1979 vs. Pittsburgh

### Fewest Yards Returned, Season

31 2023

65 2014

90 1970

### Most Seasons Leading League (Return TDs)

1 1961

### Most Touchdowns by Returns, Season

9\* 1961

5 2012

4 1984, 2000

### Most Touchdowns by Returns, Game

2 Nov. 28, 2010 at Indianapolis

Oct. 29, 1961 vs. Denver

1 (93x) Last: Dec. 4, 2022 at Las Vegas

## PUNTS

### Most, Season

95 1998  
92 2000  
90 1997

### Most, Game

11 (5x) Last: Oct. 11, 1998 at Oakland  
10 (11x) Last: Nov. 12, 2017 at Jacksonville  
9 (12x) Last: Dec. 24, 2017 at N.Y. Jets

### Fewest, Season

23 1982<sup>†</sup>  
45 1972  
47 2011

### Fewest, Game

0 (8x) Last: Sept. 19, 2021 vs. Dallas  
1 (38x) Last: Oct. 9, 2022 at Cleveland  
2 (85x) Last: Oct. 21, 2024 at Arizona

### Fewest, Game, Both Teams

1 (3x) Last: Sept. 19, 2021 vs. Dallas  
2 (9x) Last: Dec. 16, 2021 vs. Kansas City  
3 (18x) Last: Nov. 12, 2023 vs. Detroit

## PUNT YARDS

### Most Seasons Leading League (Yards)

1 1962

### Most, Season

4,248 2000  
4,174 1998  
3,972 1997

### Most, Game

522 Oct. 11, 1998 at Oakland  
493 Nov. 18, 2012 at Denver  
492 Nov. 10, 1974 at Kansas City

### Fewest, Season

868 1982<sup>†</sup>  
1,813 1972  
2,123 2021

### Most Seasons Leading League (Average)

4 1960, 1969, 1987, 2000

### Highest Average, Season

48.1 2017  
47.7 2024  
47.5 2011  
47.0 2019

### Lowest Average, Season

36.3 1978  
36.5 1979  
36.8 1975

## PUNT RETURNS

### Most Seasons Leading League (Returns)

1 1965

### Most, Season

57 1978  
52 1979  
49 2003

### Most, Game

8 (4x) Last: Dec. 7, 2003 at Detroit  
7 (7x) Last: Dec. 7, 1978 at Houston  
6 (13x) Last: Dec. 20, 2015 vs. Miami

### Fewest, Season

12 1982<sup>†</sup>  
18 2021  
20 2015

### Most Seasons Leading League (Fair Catches)

3 1968, 1969, 1991

### Most Fair Catches, Season

32 1969  
29 2023  
26 2015, 2017

### Most Fair Catches, Game

6 (3x) Last: Dec. 10, 2023 vs. Denver  
5 (3x) Last: Sept. 3, 2000 at Oakland  
4 (15x) Last: Oct. 27, 2024 vs. New Orleans

### Fewest Fair Catches, Season

0 1960, 1961, 1962, 1963, 1964, 1965, 1975  
1 1976  
3 1977

## PUNT RETURN YARDS

### Most Seasons Leading League (Return Yards)

1 1965

### Most, Season

590 1978  
559 1996  
542 1998

### Most, Game

168 Nov. 2, 1997 at Cincinnati  
151 Sept. 20, 1965 vs. Kansas City  
139 Nov. 5, 1961 vs. Titans of N.Y.

### Fewest, Season

84 2015  
100 2020  
107 2021

### Most Seasons Leading League (Average)

3 1965, 1966, 1973

### Highest Average, Season

16.0 2023  
15.5 1961  
14.7 1996

### Lowest Average, Season

4.2 2015  
5.4 2019  
5.6 1970, 2020

## PUNT RETURN TOUCHDOWNS

### Most Seasons Leading League

8 1965, 1973, 1990, 1994, 1995, 1997, 2018, 2023

### Most, Season

3 1997  
2 1965, 1973, 1990, 1994  
1 (17x) Last: 2023

### Most, Game

2<sup>†</sup> Nov. 2, 1997 at Cincinnati  
1 (26x) Last: Nov. 6, 2023 at N.Y. Jets

## KICKOFF RETURNS

### Most Seasons Leading League

2 1982, 2003

### Most, Season

84 2003  
83 2000  
75 1997

### Most, Game

9 (7x) Last: Nov. 3, 2002 vs. N.Y. Jets  
8 (15x) Last: Oct. 26, 2008 at N.O. in London  
7 (51x) Last: Sept. 26, 2010 at Seattle

### Most, Game, Both Teams

17 Dec. 8, 1985 vs. Pittsburgh  
16 Dec. 18, 1960 vs. Titans of New York  
15 (3x) Last: Oct. 2, 1983 at N.Y. Giants

## KICKOFF RETURN YARDS

### Most Seasons Leading League (Return Yards)

1 1962

### Most, Season

1,804 2003  
1,792 2000  
1,716 2001

### Most, Game

269 Nov. 18, 2001 at Oakland  
242 Oct. 21, 1973 vs. Atlanta  
232 Dec. 13, 1964 vs. Kansas City

### Fewest, Season

390 2023  
474 2017  
508 2016

### Most Seasons Leading League (Average)

3 1988, 1990, 2001

### Highest Average, Season

26.0 2001  
25.6 2011  
25.5 2007

### Lowest Average, Season

16.5 1961  
17.5 1986  
18.0 1992

## KICKOFF RETURN TOUCHDOWNS

### Most Seasons Leading League

6 1988, 1989, 1991, 1995, 2001, 2011

### Most, Season

2 1988, 1994, 1995, 2001  
1 1962, 1985, 1989, 1991, 1997, 2000, 2004, 2007, 2008, 2011, 2012, 2021

### Most, Game

1 (20x) Last: Jan. 2, 2022 vs. Denver

## PENALTIES

### Most Seasons Leading League (Penalties)

4 1962, 1964, 1965, 1981

### Most, Season

137 1998  
129 1997  
128 1981

### Most, Game

19 Nov. 16, 1997 at Kansas City  
16 Nov. 15, 1998 vs. Baltimore  
15 Nov. 3, 1997 at Indianapolis

### Fewest, Season

63 1969  
64 1982<sup>†</sup>  
68 1966

### Fewest, Game

0 (5x) Last: Oct. 9, 2011 at Denver  
1 (31x) Last: Jan. 7, 2024 vs. Kansas City  
2 (41x) Last: Dec. 10, 2023 vs. Denver

### Most Seasons Leading League (Penalty Yards)

3 1960, 1961, 1966

### Most Yards, Season

1,229 1998  
1,101 1997  
1,039 1988

### Most Yards, Game

148 Oct. 13, 1963 vs. N.Y. Jets  
146 Nov. 15, 1998 vs. Baltimore  
Nov. 16, 1997 at Kansas City  
138 Nov. 16, 1981 at Seattle

## FUMBLES

### Most Seasons Leading League (Fewest Fumbles)

4 1963, 1966, 1993, 2021

### Most, Season

44 1985

42 1983

40 1972, 1973, 1980

### Most, Game

9 Sept. 24, 1978 vs. Green Bay

7 Sept. 30, 1973 vs. Cincinnati

6 (5x) Last: Dec. 13, 1987 vs. Pittsburgh

### Most by Opponent, Game

9 Nov. 15, 1964 at Kansas City

7 (3x) Last: Sept. 9, 2001 vs. Washington

6 (6x) Last: Dec. 9, 1995 vs. Arizona

### Most, Game, Both Teams

11 (3x) Last: Oct. 13, 1985 vs. Kansas City

10 (5x) Last: Nov. 25, 1990 vs. Seattle

9 (7x) Last: Sept. 9, 2001 vs. Washington

### Fewest, Season

10 2021

13 1993

14 2009, 2013

### Most Seasons Leading League (Fewest Lost Fum.)

5 1963, 1966, 1970, 1979, 1993

### Most Lost, Season

22 1980, 1981, 1983

21 1973, 1978

20 1972, 1987, 2000

### Most Lost, Game

6 Sept. 24, 1978 vs. Green Bay

4 (11x) Last: Dec. 14, 2023 at Las Vegas

3 (41x) Last: Nov. 26, 2023 vs. Baltimore

### Most Own Recovered, Season

25 1985

21 1979

20 1972, 1973, 1975, 1983

### Most Own Recovered, Game

5 (5x) Last: Dec. 26, 1999 vs. Oakland

4 (7x) Last: Sept. 14, 2014 vs. Seattle

3 (43x) Last: Nov. 6, 2023 at N.Y. Jets

### Fewest Own Recovered, Season

3 2021

4 1963, 2013

7 1989, 2009

### Most Opponents Recovered, Season

22 1986

18 1973, 1979, 1980, 1981, 2007

17 1960, 1961, 1963, 1983, 1984

### Fewest Opponents Recovered, Season

3 2019

4 2011

5 1963

## POINTS ALLOWED

### Most Seasons Leading League (Fewest Points)

2 1961, 1963

### Most, Season

462 1983

459 2021

441 2003

### Most, Game

63 Dec. 14, 2023 at Las Vegas

57 Oct. 1, 2000 at St. Louis

52 Nov. 25, 1984 at Pittsburgh

### Most, Quarter

31 Dec. 8, 1963 at Oakland (4th quarter)

30 Nov. 20, 1983 at St. Louis Cardinals (2nd quarter)

28 (5x) Last: Nov. 28, 1999 at Min. (2nd quarter)

### Fewest, Season

205 1977

219 1961

221 1982<sup>†</sup>

### Fewest, Game

0 (19x) Last: Dec. 3, 2023 at New England

3 (18x) Last: Sept. 15, 2024 at Carolina

6 (20x) Last: Nov. 6, 2023 at N.Y. Jets

## FIRST DOWNS ALLOWED

### Most Seasons Leading League (Fewest Total)

1 2010

### Most, Season

383 2021

365 1981

364 1985

### Most, Game

34 Sept. 14, 2008 at Denver

Dec. 29, 2002 vs. Seattle

Nov. 19, 2000 at Denver

33 Sept. 26, 2021 at Kansas City

Sept. 23, 2018 at L.A. Rams

Nov. 23, 2003 vs. Cincinnati

32 Oct. 4, 2009 at Pittsburgh

### Fewest, Season

190 1965

196 1982<sup>†</sup>

224 1962

### Fewest, Game

5 Dec. 12, 2010 vs. Kansas City

Sept. 19, 1976 at Tampa Bay

6 Oct. 11, 1998 at Oakland

Oct. 22, 1961 at Oakland

7 (6x) Last: Sept. 15, 2024 at Carolina

### Most by Rushing, Season

154 1975

144 2021

143 1971

### Most by Rushing, Game

19 (3x) Last: Nov. 22, 1987 at Seattle

17 Sept. 23, 1962 vs. Houston

16 Oct. 16, 1977 vs. New England

Dec. 18, 1966 vs. Kansas City

### Fewest by Rushing, Season

54 1965

65 1982<sup>†</sup>

71 1969

### Fewest by Rushing, Game

0 (5x) Last: Nov. 28, 2010 at Indianapolis

1 (25x) Last: Sept. 8, 2024 vs. Las Vegas

2 (47x) Last: Nov. 6, 2023 at N.Y. Jets

### Most Seasons Leading League (Fewest Passing)

1 2014

### Most by Passing, Season

218 1985

216 1981

213 2008

### Most by Passing, Game

24 Nov. 19, 2000 at Denver

23 Sept. 10, 2023 vs. Miami

Sept. 18, 2011 at New England

22 (4x) Last: Nov. 15, 2009 vs. Philadelphia

### Fewest by Passing, Season

105 1977

114 1971

116 1965

### Fewest by Passing, Game

1 (3x) Last: Dec. 28, 2003 vs. Oakland

2 (6x) Last: Dec. 19, 2004 at Cleveland

3 (13x) Last: Sept. 15, 2024 at Carolina

### Most Seasons Leading League (Fewest Penalty)

1 1992

### Most by Penalty, Season

41 2000, 2004, 2014

40 2021

35 1981, 1997, 1998

### Most by Penalty, Game

7 Sept. 24, 2023 at Minnesota

Nov. 5, 2006 vs. Cleveland

6 (9x) Last: Sept. 24, 2017 vs. Kansas City

5 (23x) Last: Jan. 9, 2022 at Las Vegas (OT)

### Fewest by Penalty, Season

12 1982<sup>†</sup>

13 1969, 1992

14 1976

## NET YARDS ALLOWED

### Most Seasons Leading League (Fewest Net Yards)

4 1961, 1965, 1998, 2010

### Most, Season

6,265 1985

6,170 2023

6,136 1981

### Most, Game

614 Oct. 1, 2000 at St. Louis

591 Dec. 29, 2002 vs. Seattle

553 Sept. 22, 1996 at Oakland

### Fewest, Season

3,253 1982<sup>†</sup>

3,268 1965

3,652 1977

### Fewest, Game

58 Oct. 22, 1961 at Oakland

67 Dec. 12, 2010 vs. Kansas City

99 Nov. 1, 1992 vs. Indianapolis

## RUSHING ALLOWED

### Most Seasons Leading League (Fewest Att.)

3 1965, 1979, 2004

### Most Attempts, Season

606 1975

559 1973

552 1983

### Most Attempts, Game

61 Oct. 25, 1981 at Chicago (OT)

60 Nov. 30, 1975 at Denver (OT)

59 Sept. 18, 1977 at Oakland

### Fewest Attempts, Season

230 1982<sup>†</sup>

306 1965

355 2004

### Fewest Attempts, Game

9 Dec. 16, 2007 vs. Detroit

Sept. 7, 1986 vs. Miami

10 (2x) Last: Sept. 16, 2012 vs. Tennessee

11 (6x) Last: Nov. 3, 2019 vs. Green Bay

### Most Seasons Leading League (Fewest Yards)

3 1965, 1998, 2005

### Most Yards, Season

2,478 2022

2,442 1975

2,403 1966

### Most Yards, Game

378 Nov. 4, 2007 at Minnesota

355 Dec. 20, 2014 at San Francisco

328 Nov. 30, 1975 at Denver (OT)

### Fewest Yards, Season

961 1982<sup>†</sup>

1,094 1965

1,140 1998

### Fewest Yards, Game

2 Oct. 22, 1961 at Oakland

11 Dec. 17, 2000 at Carolina

13 Oct. 5, 1997 at Oakland

### Most Seasons Leading League (Fewest TDs)

2 1961, 1963

### Most Touchdowns, Season

26 1983

25 1971, 1981, 1985

23 1973, 1984

### Fewest Touchdowns, Season

7 1961, 1965

8 1999, 2011

10 (12x) Last: 2012

### Most Touchdowns, Game

5 Oct. 21, 1973 vs. Atlanta

Sept. 18, 1960 at Houston

4 (11x) Last: Nov. 3, 2013 at Washington

3 (51x) Last: Nov. 12, 2023 vs. Detroit

## PASSING ALLOWED

### Most Seasons Leading League (Fewest Att.)

2 1966, 2019

### Most Attempts, Season

636 1996  
607 2002, 2004  
605 2008

### Most Attempts, Game

61 Sept. 20, 1987 vs. St. Louis  
58 (2x) Last: Oct. 3, 2004 vs. Tennessee  
57 (2x) Last: Sept. 22, 1996 at Oakland

### Fewest Attempts, Season

330 1977  
341 1973  
342 1982<sup>†</sup>

### Fewest Attempts, Game

7 Nov. 6, 1977 at Detroit  
12 (2x) Last: Dec. 10, 1972 at Denver  
13 (4x) Last: Oct. 4, 1987 at Cincinnati

### Most Seasons Leading League (Fewest Cmp.)

1 1966

### Most Completions, Season

411 2008  
389 2023  
375 2002

### Most Completions, Game

40 Dec. 20, 1982 vs. Cincinnati  
39 Oct. 3, 2004 vs. Tennessee  
37 Oct. 9, 1994 Kansas City

### Fewest Completions, Season

170 1966  
172 1977  
177 1973

### Fewest Completions, Game

3 Sept. 19, 1976 at Tampa Bay  
5 (5x) Last: Oct. 4, 1987 at Cincinnati  
6 (6x) Last: Dec. 28, 2003 vs. Oakland

### Most Seasons Leading League (Fewest Net Yds)

4 1961, 1964, 1965, 2010

### Most Net Yards, Season

4,311 1981  
4,295 2002  
4,293 1985

### Most Net Yards, Game

466 Sept. 10, 2023 vs. Miami  
453 Nov. 10, 2002 at St. Louis  
451 Oct. 1, 2000 at St. Louis

### Fewest Net Yards, Season

1,725 1977  
2,155 1966  
2,174 1965

### Fewest Net Yards, Game

-13 Oct. 4, 1987 at Cincinnati  
-4 Sept. 19, 1976 at Tampa Bay  
0 Dec. 28, 2003 vs. Oakland  
Dec. 6, 1970 vs. Cincinnati

### Most Seasons Leading League (Fewest TDs)

4 1963, 1965, 1966, 1979

### Most Touchdowns, Season

36 2003  
33 2000  
31 1997

### Most Touchdowns, Game

5 (9x) Last: Dec. 14, 2023 at Las Vegas  
4 (31x) Last: Oct. 22, 2023 at Kansas City  
3 (116x) Last: Sept. 24, 2023 at Minnesota

### Fewest Touchdowns, Season

10 1982<sup>†</sup>  
11 1979  
13 1966, 1970, 1974

## PUNT RETURNS ALLOWED

### Most Seasons Leading League (Fewest Returns)

7 1960, 1963, 1966, 1967, 1968, 1982, 2004

### Most by Opponents, Season

56 1988  
51 1996, 2000  
49 1998

### Fewest by Opponents, Season

7 1982<sup>†</sup>  
16 1968  
17 1960, 1972

### Most Yards by Opponents, Season

722 2000  
612 1996  
601 1976

### Most Yards by Opponent, Game

160 Sept. 13, 2010 at Kansas City  
150 Dec. 27, 1987 at Denver  
145 Dec. 6, 2020 vs. New England

## KICKOFF RETURNS ALLOWED

### Most Seasons Leading League (Fewest Returns)

1 1975

### Most by Opponent, Season

90 2006  
88 1981  
87 2009

### Fewest by Opponent, Season

11 2023  
15 2022  
21 2016

### Most by Opponent, Game

10 (4x) Last: Dec. 16, 2007 vs. Detroit  
9 (7x) Last: Nov. 28, 2010 at Indianapolis  
8 (25x) Last: Nov. 24, 2013 at Kansas City



# CAREER TOP-10

## RUSHING YARDS

1. LaDainian Tomlinson, 2001-09	12,490
2. Paul Lowe, 1960-68	4,972
3. Austin Ekeler, 2017-23	4,355
4. Marion Butts, 1989-93	4,297
5. Melvin Gordon, 2015-19	4,240
6. Ryan Mathews, 2010-14	4,061
7. Natrone Means, 1993-95, 98-99	3,885
8. Chuck Muncie, 1980-84	3,309
9. Don Woods, 1974-80	2,858
10. Keith Lincoln, 1961-66, 68	2,698

## RUSHING TOUCHDOWNS

1. LaDainian Tomlinson, 2001-09	138
2. Chuck Muncie, 1980-84	43
3. Austin Ekeler, 2017-23	39
4. Paul Lowe, 1960-68	38
5. Melvin Gordon, 2015-19	36
6. Natrone Means, 1993-95, 98-99	34
7. Marion Butts, 1989-93	31
8. Ryan Mathews, 2010-14	23
9. Mike Tolbert, 2008-11	20
10. Tim Spencer, 1985-90	19

## RUSHING ATTEMPTS

1. LaDainian Tomlinson, 2001-09	2,880
2. Melvin Gordon, 2015-19	1,059
3. Marion Butts, 1989-93	1,031
4. Paul Lowe, 1960-68	1,015
5. Natrone Means, 1993-95, 98-99	1,013
6. Austin Ekeler, 2017-23	990
7. Ryan Mathews, 2010-14	923
8. Chuck Muncie, 1980-84	773
9. Don Woods, 1974-80	713
10. Keith Lincoln, 1961-66, 68	573

## TOTAL YARDS FROM SCRIMMAGE

1. LaDainian Tomlinson, 2001-09	16,445
2. Antonio Gates, 2003-18	11,841
3. Keenan Allen, 2013-23	10,643
4. Lance Alworth, 1962-70	9,721
5. Charlie Joiner, 1976-86	9,191
6. Austin Ekeler, 2017-23	8,239
7. Gary Garrison, 1966-76	7,562
8. Kellen Winslow, 1979-87	6,741
9. Wes Chandler, 1981-87	6,197
10. Melvin Gordon, 2015-19	6,113

## PASSING YARDS

1. Philip Rivers, 2004-19	59,271
2. Dan Fouts, 1973-87	43,040
3. John Hadl, 1962-72	26,938
4. Justin Herbert, 2020-24	18,666
5. Stan Humphries, 1992-97	16,085
6. Drew Brees, 2001-05	12,348
7. Jack Kemp, 1960-62	5,996
8. Doug Flutie, 2001-04	4,901
9. John Friesz, 1990-93	4,396
10. Jim Harbaugh, 1999-2000	4,177

## TOUCHDOWN PASSES

1. Philip Rivers, 2004-19	397
2. Dan Fouts, 1973-87	254
3. John Hadl, 1962-72	201
4. Justin Herbert, 2020-24	122
5. Stan Humphries, 1992-97	85
6. Drew Brees, 2001-05	80
7. Jack Kemp, 1960-62	37
8. Tobin Rote, 1963-64	29
9. Doug Flutie, 2001-04	25
10. Billy Joe Tolliver, 1989-90	21

## PASS ATTEMPTS

1. Philip Rivers, 2004-19	7,591
2. Dan Fouts, 1973-87	5,604
3. John Hadl, 1962-72	3,640
4. Justin Herbert, 2020-24	2,618
5. Stan Humphries, 1992-97	2,350
6. Drew Brees, 2001-05	1,809
7. Jack Kemp, 1960-62	815
8. John Friesz, 1990-93	747
9. Doug Flutie, 2001-04	737
10. Jim Harbaugh, 1999-2000	636

## PASS COMPLETIONS

1. Philip Rivers, 2004-19	4,908
2. Dan Fouts, 1973-87	3,297
3. John Hadl, 1962-72	1,824
4. Justin Herbert, 2020-24	1,740
5. Stan Humphries, 1992-97	1,335
6. Drew Brees, 2001-05	1,125
7. Doug Flutie, 2001-04	408
8. John Friesz, 1990-93	401
9. Jack Kemp, 1960-62	389
10. Jim Harbaugh, 1999-2000	372

## PASSES INTERCEPTED

1. Dan Fouts, 1973-87	242
2. John Hadl, 1962-72	211
3. Philip Rivers, 2004-19	198
4. Stan Humphries, 1992-97	73
5. Drew Brees, 2001-05	53
6. Jack Kemp, 1960-62	49
7. Justin Herbert, 2020-24	43
8. Ryan Leaf, 1998-2000	33
9. Tobin Rote, 1963-64	32
10. Craig Whelihan, 1995-98	29

## RECEIVING YARDS

1. Antonio Gates, 2003-18	11,841
2. Keenan Allen, 2013-23	10,530
3. Lance Alworth, 1962-70	9,584
4. Charlie Joiner, 1976-86	9,203
5. Gary Garrison, 1966-76	7,533
6. Kellen Winslow, 1979-87	6,741
7. Wes Chandler, 1981-87	6,132
8. Anthony Miller, 1988-93	5,582
9. Malcom Floyd, 2004-15	5,550
10. Mike Williams, 2017-23	4,806

## RECEIVING TOUCHDOWNS

1. Antonio Gates, 2003-18	116
2. Lance Alworth, 1962-70	81
3. Keenan Allen, 2013-23	59
4. Gary Garrison, 1966-76	58
5. Charlie Joiner, 1976-86	47
6. Kellen Winslow, 1979-87	45
7. Wes Chandler, 1981-87	41
8. Vincent Jackson, 2005-11	37
9. Anthony Miller, 1988-93	37
10. John Jefferson, 1978-80	36

## RECEPTIONS

1. Antonio Gates, 2003-18	955
2. Keenan Allen, 2013-23	904
3. Charlie Joiner, 1976-86	586
4. Kellen Winslow, 1979-87	541
5. LaDainian Tomlinson, 2001-09	530
6. Lance Alworth, 1962-70	493
7. Austin Ekeler, 2017-23	440
8. Gary Garrison, 1966-76	404
9. Ronnie Harmon, 1990-95	377
10. Anthony Miller, 1988-93	374

## QUARTERBACK SACKS

1. Leslie O'Neal, 1986, 1988-95	105.5
2. Shaun Phillips, 2004-12	69.5
3. <b>Joey Bosa, 2016-24</b>	<b>69.0</b>
4. Gary Johnson, 1975-84	67.0
5. Lee Williams, 1984-90	65.5
6. Fred Dean, 1975-81	53.5
7. Melvin Ingram, 2012-20	49.0
8. Junior Seau, 1990-2002	47.0
9. Raylee Johnson, 1993-2003	46.0
10. Shawne Merriman, 2005-09	43.5
Leroy Jones, 1976-83	43.5

## INTERCEPTIONS

1. Gill Byrd, 1983-92	42
2. Dick Harris, 1960-65	29
3. Rodney Harrison, 1994-2002	26
4. Kenny Graham, 1964-69	25
5. Mike Williams, 1975-82	24
6. Joe Beachamp, 1966-75	23
7. Quentin Jammer, 2002-12	21
Woodrowe Lowe, 1976-86	21
Bob Howard, 1967-74	21
Leslie "Speedy" Duncan, 1964-70	21

## INTERCEPTION RETURN YARDS

1. Gill Byrd, 1983-92	546
2. Charlie McNeil, 1960-64	502
3. Kenny Graham, 1964-69	477
4. Joe Beachamp, 1966-75	433
5. Dick Harris, 1960-65	413
6. Rodney Harrison, 1994-2002	345
7. Woodrowe Lowe, 1976-86	343
8. Darren Carrington, 1991-94	337
9. Leslie "Speedy" Duncan, 1964-70	322
10. Glen Edwards, 1978-81	309

## INTERCEPTION TOUCHDOWNS

1. Kenny Graham, 1964-69	5
Dick Harris, 1960-65	5
2. Woodrowe Lowe, 1976-86	4
4. Eric Weddle, 2007-13	3
Joe Beachamp, 1966-75	3
6. Desmond King, 2017-20	2
Shaun Phillips, 2004-12	2
Demorrio Williams, 2012	2
Antonio Cromartie, 2006-09	2
Clinton Hart, 2004-09	2
Donnie Edwards, 2002-06	2
Rodney Harrison, 1994-2002	2
Stanley Richard, 1991-94	2
Donald Frank, 1990-93	2
Gill Byrd, 1983-92	2
Gary Johnson, 1975-84	2
Leslie "Speedy" Duncan, 1964-70	2
Earl Faison, 1961-66	2
Charlie McNeil, 1960-64	2
Bob Laraba, 1960-61	2

## TOUCHDOWNS SCORED

1. LaDainian Tomlinson, 2001-09	153
2. Antonio Gates, 2003-18	116
3. Lance Alworth, 1962-70	83
4. Austin Ekeler, 2017-23	69
5. Keenan Allen, 2013-23	60
6. Gary Garrison, 1966-76	58
7. Melvin Gordon, 2015-19	47
Charlie Joiner, 1976-86	47
9. Paul Lowe, 1960-68	46
10. Kellen Winslow, 1979-87	45
Chuck Muncie, 1980-84	45

## POINTS SCORED

1. John Carney, 1990-2000.....	1,076
2. LaDainian Tomlinson, 2001-09 .....	918
3. Nate Kaeding, 2004-12.....	889
4. Rolf Benirschke, 1977-86.....	766
5. Antonio Gates, 2003-18.....	700
6. Nick Novak, 2011-14, 17.....	503
7. Lance Alworth, 1962-70.....	500
8. Austin Ekeler, 2017-23.....	418
9. Dennis Partee, 1968-75.....	380
10. Keenan Allen, 2013-23.....	364

## FIELD GOALS

1. John Carney, 1990-2000.....	261
2. Nate Kaeding, 2004-12.....	180
3. Rolf Benirschke, 1977-86.....	146
4. Nick Novak, 2011-14, 17.....	110
5. Dennis Partee, 1968-75.....	71
6. <b>Cameron Dicker, 2022-24.....</b>	<b>67</b>
7. Michael Badgley, 2018-20.....	52
Josh Lambo, 2015-16.....	52
9. George Blair, 1961-64.....	50
10. Steve Christie, 2001-03.....	42

## FIELD GOAL ATTEMPTS

1. John Carney, 1990-2000.....	320
2. Rolf Benirschke, 1977-86.....	208
3. Nate Kaeding, 2004-12.....	207
4. Nick Novak, 2011-14, 17.....	130
5. Dennis Partee, 1968-75.....	121
6. George Blair, 1961-64.....	80
7. <b>Cameron Dicker, 2022-24.....</b>	<b>71</b>
8. Ray Wersching, 1973-76.....	68
9. Michael Badgley, 2018-20.....	65
10. Josh Lambo, 2015-16.....	64

## KICKOFF RETURN YARDS

1. Darren Sproles, 2005-10.....	6,469
2. Ronney Jenkins, 2000-02.....	3,997
3. Andre Coleman, 1994-96.....	3,914
4. Leslie "Speedy" Duncan, 1964-70.....	3,386
5. James Brooks, 1981-83.....	2,305
6. Kenny Bynum, 1997-2000.....	2,182
7. Lionel James, 1984-88.....	2,094
8. Nate Lewis, 1990-93.....	2,047
9. Artie Owens, 1976-79.....	1,998
10. Tim Dwight, 2001-04.....	1,876

## KICKOFF RETURN TOUCHDOWNS

1. Andre Coleman, 1994-96.....	4
2. Ronney Jenkins, 2000-02.....	3
3. Darren Sproles, 2005-10.....	2
Anthony Miller, 1988-93.....	2
5. Andre Roberts, 2021.....	1
Micheal Spurlock, 2012.....	1
Tim Dwight, 2001-04.....	1
Richard Goodman, 2010-11.....	1
Rodney Harrison, 1994-2002.....	1
Nate Lewis, 1990-93.....	1
Jamie Holland, 1987-89.....	1
Gary Anderson, 1985-88.....	1
Keith Lincoln, 1960-66.....	1

## KICKOFF RETURNS

1. Darren Sproles, 2005-10.....	258
2. Andre Coleman, 1994-96.....	166
3. Ronney Jenkins, 2000-02.....	165
4. Leslie "Speedy" Duncan, 1964-70.....	134
5. Kenny Bynum, 1997-2000.....	107
6. James Brooks, 1981-83.....	105
7. Lionel James, 1984-88.....	99
8. Nate Lewis, 1990-93.....	92
9. Artie Owens, 1976-79.....	88
10. Tim Dwight, 2001-04.....	80

## PUNT RETURN YARDS

1. Mike Fuller, 1975-80.....	2,388
2. Leslie "Speedy" Duncan, 1964-70.....	1,651
3. Darrien Gordon, 1993-94, 96.....	1,407
4. Lionel James, 1984-88.....	1,193
5. Darren Sproles, 2005-10.....	935
6. Eric Parker, 2002-06.....	881
7. James Brooks, 1981-83.....	565
8. Tim Dwight, 2001-04.....	508
9. Eric Metcalf, 1997.....	489
10. Desmond King, 2017-20.....	438

## PUNT RETURN TOUCHDOWNS

1. Leslie "Speedy" Duncan, 1964-70.....	4
2. Eric Metcalf, 1997.....	3
Darrien Gordon, 1993-94, 96.....	3
4. Desmond King, 2017-20.....	2
Darren Sproles, 2005-10.....	2
Lionel James, 1984-88.....	2
Mike Fuller, 1975-80.....	2
Ron Smith, 1973.....	2
9. <b>Derius Davis, 2023-24.....</b>	<b>1</b>
Travis Benjamin, 2017-19.....	1
Micheal Spurlock, 2012.....	1
Tim Dwight, 2001-04.....	1
Andre Coleman, 1994-96.....	1
Nate Lewis, 1990-93.....	1
Kitrick Taylor, 1990-91.....	1
Keith Lincoln, 1961-68.....	1

## PUNT RETURNS

1. Mike Fuller, 1975-80.....	212
2. Leslie "Speedy" Duncan, 1964-70.....	138
3. Lionel James, 1984-88.....	124
4. Darren Sproles, 2005-10.....	114
5. Eric Parker, 2002-06.....	105
6. Darrien Gordon, 1993-94, 96.....	103
7. James Brooks, 1981-83.....	52
8. Tim Dwight, 2001-04.....	46
9. Desmond King, 2017-20.....	45
Eric Metcalf, 1997.....	45

## SEASONS

1. David Binn, 1994-2010.....	17
2. Philip Rivers, 2004-16.....	16
Antonio Gates, 2003-18.....	16
3. Dan Fouts, 1973-87.....	15
Russ Washington, 1968-82.....	15
6. Doug Wilkerson, 1971-84.....	14
Don Macek, 1976-89.....	14
8. Mike Scifres, 2003-15.....	13
Junior Seau, 1990-2002.....	13
10. Jamal Williams, 1998-2009.....	12

## GAMES PLAYED

1. David Binn, 1994-2010.....	256
2. Antonio Gates, 2003-18.....	236
3. Philip Rivers, 2004-19.....	228
4. Junior Seau, 1990-2002.....	200
Russ Washington, 1968-82.....	200
6. Mike Scifres, 2003-15.....	195
Doug Wilkerson, 1971-84.....	195
8. Dan Fouts, 1973-87.....	181
9. Quentin Jammer, 2002-12.....	172
10. Charlie Joiner, 1976-86.....	164
Woodrow Lowe, 1976-86.....	164

# SINGLE-SEASON TOP-10

## RUSHING YARDS

1. LaDainian Tomlinson, 2006	1,815
2. LaDainian Tomlinson, 2002	1,683
3. LaDainian Tomlinson, 2003	1,645
4. LaDainian Tomlinson, 2007	1,474
5. LaDainian Tomlinson, 2005	1,462
6. Natrone Means, 1994	1,350
7. LaDainian Tomlinson, 2004	1,335
8. Ryan Mathews, 2013	1,255
9. LaDainian Tomlinson, 2001	1,236
10. Marion Butts, 1990	1,225

## RUSHING TOUCHDOWNS

1. LaDainian Tomlinson, 2006	28
2. Chuck Muncie, 1981	19
3. LaDainian Tomlinson, 2005	18
4. LaDainian Tomlinson, 2004	17
5. LaDainian Tomlinson, 2007	15
6. LaDainian Tomlinson, 2002	14
7. Austin Ekeler, 2022	13
LaDainian Tomlinson, 2003	13
8. Austin Ekeler, 2021	12
LaDainian Tomlinson, 2009	12
Natrone Means, 1994	12
Chuck Muncie, 1983	12
Clarence Williams, 1979	12

## RUSHING ATTEMPTS

1. LaDainian Tomlinson, 2002	372
2. LaDainian Tomlinson, 2006	348
3. Natrone Means, 1994	343
4. LaDainian Tomlinson, 2005	339
LaDainian Tomlinson, 2004	339
LaDainian Tomlinson, 2001	339
7. LaDainian Tomlinson, 2007	315
8. LaDainian Tomlinson, 2003	313
9. Earnest Jackson, 1984	296
10. LaDainian Tomlinson, 2008	292

## TOTAL YARDS FROM SCRIMMAGE

1. LaDainian Tomlinson, 2003	2,370
2. LaDainian Tomlinson, 2006	2,323
3. LaDainian Tomlinson, 2002	2,172
4. LaDainian Tomlinson, 2007	1,949
5. LaDainian Tomlinson, 2005	1,832
6. LaDainian Tomlinson, 2004	1,776
7. Austin Ekeler, 2022	1,637
8. LaDainian Tomlinson, 2001	1,603
9. Lance Alworth, 1965	1,590
10. Natrone Means, 1994	1,585

## PASSING YARDS

1. Justin Herbert, 2021	5,014
2. Dan Fouts, 1981	4,802
3. Philip Rivers, 2015	4,792
4. Justin Herbert, 2022	4,739
5. Dan Fouts, 1980	4,715
6. Philip Rivers, 2010	4,710
7. Philip Rivers, 2011	4,624
8. Philip Rivers, 2019	4,615
9. Philip Rivers, 2017	4,515
10. Philip Rivers, 2013	4,478

## TOUCHDOWN PASSES

1. Justin Herbert, 2021	38
2. Philip Rivers, 2008	34
Philip Rivers, 2016	33
Dan Fouts, 1981	33
5. Philip Rivers, 2018	32
Philip Rivers, 2013	32
7. Justin Herbert, 2020	31
Philip Rivers, 2014	31
9. Philip Rivers, 2010	30
Dan Fouts, 1980	30

## PASS ATTEMPTS

1. Justin Herbert, 2022	699
2. Justin Herbert, 2021	672
3. Philip Rivers, 2015	661
4. Dan Fouts, 1981	609
5. Justin Herbert, 2020	595
6. Philip Rivers, 2019	591
7. Dan Fouts, 1980	589
8. Philip Rivers, 2011	582
9. Philip Rivers, 2016	578
10. Philip Rivers, 2017	575

## PASS COMPLETIONS

1. Justin Herbert, 2022	477
2. Justin Herbert, 2021	443
3. Philip Rivers, 2015	437
4. Justin Herbert, 2020	396
5. Philip Rivers, 2019	390
6. Philip Rivers, 2014	379
7. Philip Rivers, 2013	378
8. Philip Rivers, 2011	366
9. Dan Fouts, 1981	360
Philip Rivers, 2017	360

## PASSES INTERCEPTED

1. John Hadl, 1968	32
2. John Hadl, 1972	26
3. John Hadl, 1971	25
Jack Kemp, 1960	25
5. Dan Fouts, 1980	24
Dan Fouts, 1979	24
John Hadl, 1962	24
8. Dan Fouts, 1986	22
John Hadl, 1967	22
Jack Kemp, 1961	22

## RECEIVING YARDS

1. Lance Alworth, 1965	1,602
2. Keenan Allen, 2017	1,393
3. Lance Alworth, 1966	1,383
4. John Jefferson, 1980	1,340
5. Lance Alworth, 1968	1,312
6. Kellen Winslow, 1980	1,290
7. Anthony Miller, 1989	1,252
8. Keenan Allen, 2023	1,243
9. Lance Alworth, 1964	1,235
10. Tony Martin, 1995	1,224

## RECEIVING TOUCHDOWNS

1. Tony Martin, 1996	14
Lance Alworth, 1965	14
3. Antonio Gates, 2004	13
John Jefferson, 1980	13
John Jefferson, 1978	13
Lance Alworth, 1966	13
Lance Alworth, 1964	13
8. Antonio Gates, 2014	12
Gary Garrison, 1970	12
10. Lance Alworth, 1963	11

## RECEPTIONS

1. Keenan Allen, 2023	108
2. Austin Ekeler, 2022	107
3. Keenan Allen, 2021	106
4. Keenan Allen, 2019	104
5. Keenan Allen, 2017	102
6. Keenan Allen, 2020	100
LaDainian Tomlinson, 2003	100
8. Keenan Allen, 2018	97
9. Austin Ekeler, 2019	92
10. Tony Martin, 1995	90

## QUARTERBACK SACKS (since 1982)

1. Khalil Mack, 2023	17.0
Shawne Merriman, 2006	17.0
Leslie O'Neal, 1992	17.0
4. Lee Williams, 1986	15.0
5. Lee Williams, 1989	14.0
6. Leslie O'Neal, 1990	13.5
7. Marcellus Wiley, 2001	13.0
8. Joey Bosa, 2017	12.5
Shawne Merriman, 2007	12.5
Leslie O'Neal, 1995	12.5
Leslie O'Neal, 1994	12.5
Leslie O'Neal, 1989	12.5
Leslie O'Neal, 1986	12.5

## INTERCEPTIONS

1. Antonio Cromartie, 2007	10
2. Charlie McNeil, 1961	9
3. Ryan McNeil, 2001	8
Dick Harris, 1963	8
Claude Gibson, 1962	8
Bob Zeman, 1961	8
7. Casey Hayward, 2016	7
Eric Weddle, 2011	7
Darren Carrington, 1993	7
Gill Byrd, 1990	7
Gill Byrd, 1989	7
Gill Byrd, 1988	7
Danny Walters, 1983	7
Bryant Salter, 1972	7
Jim Hill, 1969	7
Leslie "Speedy" Duncan, 1966	7
Bud Whitehead, 1965	7
Dick Harris, 1961	7

## INTERCEPTION RETURN YARDS

1. Charlie McNeil, 1961	349
2. Stanley Richard, 1994	224
3. Vencie Glenn, 1987	166
4. Gill Byrd, 1984	157
5. Jeff Dale, 1986	153
6. Darren Carrington, 1992	152
7. Bob Laraba, 1961	151
8. Woodrow Lowe, 1979	150
9. Antonio Cromartie, 2007	144
10. Dick Harris, 1961	140

## INTERCEPTION TOUCHDOWNS

1. Dick Harris, 1961	3
2. Demorrio Williams, 2012	2
Clinton Hart, 2005	2
Stanley Richard, 1994	2
Gill Byrd, 1984	2
Woodrow Lowe, 1979	2
Kenny Graham, 1969	2
Joe Beauchamp, 1968	2
Bob Laraba, 1961	2
Charlie McNeil, 1961	2

## TOUCHDOWNS SCORED

1. LaDainian Tomlinson, 2006	31
2. Austin Ekeler, 2021	20
LaDainian Tomlinson, 2005	20
4. Chuck Muncie, 1981	19
5. Austin Ekeler, 2022	18
LaDainian Tomlinson, 2007	18
LaDainian Tomlinson, 2004	18
8. LaDainian Tomlinson, 2003	17
9. LaDainian Tomlinson, 2002	15
Lance Alworth, 1964	15

## POINTS SCORED

1. LaDainian Tomlinson, 2006 .....	186
2. Nate Kaeding, 2009 .....	146
3. Nick Novak, 2013 .....	144
4. Nate Kaeding, 2006 .....	136
5. John Carney, 1994 .....	135
6. Cameron Dicker, 2023 .....	128
7. Nate Kaeding, 2008 .....	127
8. Austin Ekeler, 2021 .....	124
John Carney, 1993 .....	124
10. Nick Novak, 2011 .....	122

## FIELD GOALS

1. Nick Novak, 2013 .....	34
John Carney, 1994 .....	34
3. Nate Kaeding, 2009 .....	32
4. Cameron Dicker, 2023 .....	31
John Carney, 1999 .....	31
John Carney, 1993 .....	31
7. John Carney, 1996 .....	29
8. Nick Novak, 2011 .....	27
Nate Kaeding, 2008 .....	27
10. Josh Lambo, 2016 .....	26
Josh Lambo, 2015 .....	26
Nate Kaeding, 2006 .....	26
John Carney, 1998 .....	26
John Carney, 1992 .....	26

## FIELD GOAL ATTEMPTS

1. John Carney, 1993 .....	40
2. John Carney, 1994 .....	38
3. Nick Novak, 2013 .....	37
4. John Carney, 1999 .....	36
John Carney, 1996 .....	36
Rolf Benirschke, 1980 .....	36
7. Nate Kaeding, 2009 .....	35
8. Nick Novak, 2011 .....	34
9. Cameron Dicker, 2023 .....	33
Michael Badgley, 2020 .....	33
10. Josh Lambo, 2016 .....	32
Josh Lambo, 2015 .....	32
Nate Kaeding, 2008 .....	32
Wade Richey, 2001 .....	32
John Carney, 1992 .....	32
Dennis ParTEE, 1968 .....	32

## KICKOFF RETURN YARDS

1. Ronney Jenkins, 2001 .....	1,541
2. Ronney Jenkins, 2000 .....	1,531
3. Darren Sproles, 2005 .....	1,528
4. Andre Coleman, 1995 .....	1,411
5. Darren Sproles, 2008 .....	1,376
6. Darren Sproles, 2009 .....	1,300
7. Andre Coleman, 1994 .....	1,293
8. Darren Sproles, 2010 .....	1,257
9. Tim Dwight, 2004 .....	1,222
10. Andre Coleman, 1996 .....	1,210

## KICKOFF RETURN TOUCHDOWNS

1. Ronney Jenkins, 2001 .....	2
Andre Coleman, 1995 .....	2
Andre Coleman, 1994 .....	2
4. Andre Roberts, 2021 .....	1
Micheal Spurlock, 2012 .....	1
Richard Goodman, 2011 .....	1
Darren Sproles, 2008 .....	1
Darren Sproles, 2007 .....	1
Tim Dwight, 2004 .....	1
Ronney Jenkins, 2000 .....	1
Rodney Harrison, 1997 .....	1
Nate Lewis, 1991 .....	1
Anthony Miller, 1989 .....	1
Jamie Holland, 1988 .....	1
Anthony Miller, 1988 .....	1
Gary Anderson, 1985 .....	1
Keith Lincoln, 1962 .....	1

## KICKOFF RETURNS

1. Ronney Jenkins, 2000 .....	67
2. Darren Sproles, 2005 .....	63
3. Andre Coleman, 1995 .....	62
4. Ronney Jenkins, 2001 .....	58
5. Andre Coleman, 1996 .....	55
6. Darren Sproles, 2009 .....	54
7. Darren Sproles, 2008 .....	53
8. Darren Sproles, 2010 .....	51
9. Tim Dwight, 2004 .....	50
Leon Johnson, 2003 .....	50

## PUNT RETURN YARDS

1. Darrien Gordon, 1996 .....	537
2. Eric Metcalf, 1997 .....	489
3. Darrien Gordon, 1994 .....	475
4. Leslie "Speedy" Duncan, 1965 .....	464
5. Mike Fuller, 1979 .....	448
6. Mike Fuller, 1978 .....	436
Mike Fuller, 1976 .....	436
8. Leslie "Speedy" Duncan, 1967 .....	434
9. Mike Fuller, 1975 .....	410
10. Lionel James, 1987 .....	400

## PUNT RETURN TOUCHDOWNS

1. Eric Metcalf, 1997 .....	3
2. Darrien Gordon, 1994 .....	2
Ron Smith, 1973 .....	2
Leslie "Speedy" Duncan, 1965 .....	2
5. Derius Davis, 2023 .....	1
Desmond King, 2019 .....	1
Desmond King, 2018 .....	1
Travis Benjamin, 2017 .....	1
Micheal Spurlock, 2012 .....	1
Darren Sproles, 2009 .....	1
Darren Sproles, 2007 .....	1
Tim Dwight, 2001 .....	1
Darrien Gordon, 1996 .....	1
Andre Coleman, 1995 .....	1
Nate Lewis, 1990 .....	1
Kitrick Taylor, 1990 .....	1
Lionel James, 1987 .....	1
Lionel James, 1984 .....	1
Mike Fuller, 1977 .....	1
Mike Fuller, 1975 .....	1
Leslie "Speedy" Duncan, 1968 .....	1
Leslie "Speedy" Duncan, 1966 .....	1
Keith Lincoln, 1961 .....	1

## PUNT RETURNS

1. Mike Fuller, 1979 .....	46
2. Eric Metcalf, 1997 .....	45
3. Mike Fuller, 1978 .....	39
4. Eric Parker, 2006 .....	37
5. Darrien Gordon, 1996 .....	36
Darrien Gordon, 1994 .....	36
Mike Fuller, 1975 .....	36
Leslie "Speedy" Duncan, 1967 .....	36
9. Mike Fuller, 1976 .....	33
10. Latario Rachal, 1998 .....	32
Lionel James, 1987 .....	32



# CHARGERS AND OPPONENT 10 LONGEST

## RUNS FROM SCRIMMAGE

### CHARGERS

- 87t Melvin Gordon, Oct. 29, 2017 at New England
- Paul Lowe, Sept. 10, 1961 at Dallas Texans
- 86t Keith Lincoln, Sept. 30, 1962 at Oakland
- 85t LaDainian Tomlinson, Dec. 17, 2006 vs. K.C.
- 83t Michael Turner, Dec. 18, 2005 at Indianapolis
- 80t Brad Hubbert, Dec. 24, 1967 vs. N.Y. Jets
- 76t Keith Lincoln, Oct. 20, 1963 at Kansas City
- 76 LaDainian Tomlinson, Dec. 1, 2002 vs. Den.
- 75 Justin Jackson, Oct. 31, 2021 vs. New England
- 74t Michael Turner, Oct. 7, 2007 at Denver

### OPPONENT

- 90t Colin Kaepernick, Dec. 20, 2014 at S.F.
- 89t Kenny King, Oct. 12, 1980 at Oakland
- 84t Damien Williams, Dec. 29, 2019 at K.C.
- 81 Billy Sims, Sept. 30, 1984 vs. Detroit
- 77 Napoleon Kaufman, Sept. 22, 1996 at Oak.
- 75t David Montgomery, Nov. 12, 2023 vs. Detroit
- Dameon Pierce, Oct. 2, 2022 at Houston
- 74t Kenneth Walker III, Oct. 23, 2022 vs. Seattle
- Jack Spikes, Sept. 10, 1961 at Dallas Texans
- 71t Corey Dillon, Nov. 2, 1997 at Cincinnati

## PASS COMPLETIONS

### CHARGERS

- 99t S.Humphries to T.Martin, Sept. 18, 1994 at Sea.
- 91t J.Kemp to K.Lincoln, Nov. 12, 1961 at Denver
- 88t E.Luther to B.Duckworth, Dec. 3, 1984 vs. Chi.
- 85t J.Hadl to L.Alworth, Oct. 17, 1965 at Boston
- T.Rote to L.Alworth, Oct. 6, 1963 at Denver
- 84t P.Rivers to A.Ekeler, Dec. 8, 2019 at Jax.
- J.Hadl to G.Garrison, Oct. 5, 1968 at N.Y. Jets
- 83t R.Leaf to J.Graham, Nov. 19, 2000 at Denver
- 82t T.Rote to L.Alworth, Dec. 6, 1964 vs. N.Y. Jets
- 81t P.Rivers to D.Sproles, Sept. 20, 2009 vs. Bal.
- D.Fouts to C.Joiner, Oct. 17, 1976 vs. Hou. Oilers

### OPPONENT

- 99t T.Green to M.Boerigter, Dec. 22, 2002 at K.C.
- 98t J.Lee to W.Dewveall, Nov. 25, 1962 at Hou. Oilers
- 96t J.Montana to J.Rice, Nov. 27, 1988 vs. S.F.
- 93t C.Morton to S.Watson, Sept. 27, 1981 at Denver
- 90t S.DeBerg to J.Birden, Nov. 18, 1990 at K.C.
- C.Davidson to D.Dorsey, Dec. 2, 1962 vs. Oak.
- 89t N.O'Donnell to D.Stone, Sept. 1, 1991 at Pit.
- 87t D.Carr to A.Cooper, Dec. 31, 2017 vs. Oak.
- J.Namath to D.Maynard, Nov. 24, 1968 vs. N.Y. Jets
- F.Tripucka to A.Frazier, Nov. 12, 1961 at Den.

## FIELD GOALS

### CHARGERS

- 59 Cameron Dicker, Oct. 21, 2024 at Arizona
- Michael Badgley, Dec. 9, 2018 vs. Cincinnati
- 57 Nate Kaeding, Dec. 21, 2008 at Tampa Bay
- 55 Cameron Dicker, Nov. 6, 2023 at N.Y. Jets
- Cameron Dicker, Oct. 22, 2023 at Kansas City
- Nate Kaeding, Nov. 29, 2009 vs. Kansas City
- 54 Josh Lambo, Oct. 12, 2015 vs. Pittsburgh
- Nate Kaeding, Oct. 1, 2006 at Baltimore
- John Carney, Sept. 17, 2000 at Kansas City
- John Carney, Sept. 6, 1998 vs. Buffalo
- John Carney, Nov. 10, 1991 vs. Seattle

### OPPONENT

- 61 Brandon McManus, Jan. 2, 2022 vs. Denver
- 58 Harrison Butker, Sept. 20, 2020 vs. K.C. (OT)
- Harrison Butker, Sept. 20, 2020 vs. K.C. (OT)
- Dan Miller, Dec. 26, 1982 vs. Baltimore Colts
- 56 Greg Zuerlein, Sept. 19, 2021 vs. Dallas
- Justin Tucker, Dec. 22, 2018 vs. Baltimore
- Sebastian Janikowski, Oct. 9, 2016 at Oakland
- 55 Jason Sanders, Dec. 11, 2022 vs. Miami
- Daniel Carlson, Dec. 4, 2022 at Las Vegas
- Daniel Carlson, Sept. 11, 2022 vs. Las Vegas
- Jason Elam, Nov. 7, 1999 vs. Denver
- Gary Anderson, Nov. 25, 1984 at Pittsburgh
- George Blanda, Dec. 3, 1961 vs. Houston Oilers

## PUNTS

### CHARGERS

- 83 JK Scott, Dec. 10, 2023 vs. Denver
- 82 Paul Maguire, Nov. 19, 1961 vs. Dallas Texans
- 73 Dennis Pardee, Oct. 17, 1971 at Denver
- 72 Mike Scifres, Sept. 21, 2014 at Buffalo
- 71 Mike Scifres, Nov. 10, 2011 vs. Oakland
- Mike Scifres, Oct. 1, 2006 at Baltimore
- Mike Scifres, Dec. 4, 2005 vs. Oakland
- Maury Buford, Sept. 12, 1982 at Denver
- John Hadl, Nov. 8, 1964 at Denver
- 70 Mike Scifres, Nov. 25, 2007 vs. Baltimore

### OPPONENT

- 81 Dustin Colquitt, Dec. 2, 2007 at Kansas City
- 79 Drew Butler, Dec. 9, 2012 at Pittsburgh
- 77 Greg Montgomery, Sept. 19, 1993 vs. Hou. Oilers
- 75 Kevin Huber, Dec. 1, 2013 vs. Cincinnati
- 74 Tommy Townsend, Sept. 15, 2022 at Kansas City
- Bob Grupp, Nov. 4, 1979 at Kansas City
- 73 Shane Lechler, Sept. 28, 2003 vs. Oakland
- 72 Ryan Plackemeier, Dec. 24, 2006 at Seattle
- Chris Gardocki, Oct. 26, 1997 vs. Indianapolis
- Bob Scarpitto, Oct. 22, 1967 at Denver
- Jerrel Wilson, Sept. 29, 1963 vs. Kansas City

## INTERCEPTION RETURNS

### CHARGERS

- 103t Vencie Glenn, Nov. 29, 1987 vs. Denver
- 102t Donald Frank, Oct. 31, 1993 at L.A. Raiders
- 100t Leslie "Speedy" Duncan, Oct. 15, 1967 vs. K.C.
- 99t Shaun Gayle, Dec. 23, 1995 at N.Y. Giants
- Stanley Richard, Sept. 4, 1994 at Denver
- Gill Byrd, Oct. 4, 1984 at Kansas City
- 90t Desmond King, Nov. 23, 2017 at Dallas
- Jahleel Addae, Jan. 1, 2017 vs. Kansas City
- 86 Trevor Williams, Sept. 30, 2018 vs. S.F.
- 83t Willie Clark, Sept. 22, 1996 at Oakland

### OPPONENT

- 102t Louis Breedon, Nov. 8, 1981 vs. Cincinnati
- 99t Jaylen Watson, Sept. 15, 2022 at Kansas City
- Janoris Jenkins, Nov. 23, 2014 vs. St. Louis
- Kevin Ross, Sept. 6, 1992 vs. Kansas City
- 96t Ray Griffin, Nov. 11, 1979 at Cincinnati
- Bashaud Breeland, Dec. 10, 2017 vs. Was.
- 91t Chad Greenway, Sept. 27, 2015 at Minnesota
- Fred Williamson, Sept. 30, 1962 at Oakland
- 90t Leroy Butler, Sept. 15, 1996 at Green Bay
- Deion Sanders, Dec. 11, 1994 vs. S.F.
- 87t Mark McMillian, Dec. 14, 1997 vs. K.C.

## KICKOFF RETURNS

### CHARGERS

- 105t Richard Goodman, Jan. 1, 2012 at Oakland
- 103t Darren Sproles, Sept. 14, 2008 at Denver
- Keith Lincoln, Sept. 16, 1962 vs. Titans of N.Y.
- 101t Andre Roberts, Jan. 2, 2022 vs. Denver
- 99t Micheal Spurlock, Dec. 30, 2012 vs. Oakland
- 98t Gary Anderson, Nov. 17, 1985 at Denver
- 95t Nate Lewis, Nov. 17, 1991 vs. New Orleans
- 94t Jamie Holland, Dec. 18, 1988 vs. Kansas City
- 93t Ronney Jenkins, Nov. 18, 2001 at Oakland
- Ronney Jenkins, Sept. 10, 2000 vs. N.O.
- Anthony Miller, Nov. 20, 1988 at L.A. Rams

### OPPONENT

- 104t Mecole Hardman, Dec. 29, 2019 at K.C.
- Ira Mathews, Oct. 25, 1979 at Oakland
- 103t Percy Harvin, Sept. 11, 2011 vs. Minnesota
- 101t Leon Washington, Sept. 26, 2010 at Seattle
- Brian Mitchell, Dec. 6, 1998 at Washington
- 99t Leon Washington, Sept. 26, 2010 at Seattle
- Byron Hanspard, Dec. 7, 1997 vs. Atlanta
- 98t Will Blackwell, Dec. 24, 2000 vs. Pittsburgh
- 97t Cassius Vaughn, Jan. 2, 2011 at Denver
- Tim Brown, Sept. 4, 1988 at L.A. Raiders

## PUNT RETURNS

### CHARGERS

95t Leslie "Speedy" Duncan, Nov. 24, 1968 vs. NYJ  
90t Darrien Gordon, Sept. 25, 1994 at L.A. Raiders  
88t Andre Coleman, Sept. 17, 1995 at Philadelphia  
Mike Fuller, Oct. 9, 1977 at New Orleans  
87t Derius Davis, Nov. 6, 2023 at N.Y. Jets  
85t Eric Metcalf, Nov. 2, 1997 at Cincinnati  
84t Tim Dwight, Sept. 9, 2001 vs. Washington  
Ron Smith, Nov. 18, 1973 vs. New Orleans  
83t Eric Metcalf, Nov. 30, 1997 vs. Denver  
82t Paul Lowe, Oct. 7, 1961 at Boston

### OPPONENT

95t Tyreek Hill, Jan. 1, 2017 vs. Kansas City  
94t Dexter McCluster, Sept. 13, 2010 at K.C.  
92t Rick Upchurch, Oct. 3, 1976 at Denver  
91t Tyreek Hill, Sept. 9, 2018 vs. Kansas City  
86t Tamarick Vanover, Oct. 9, 1995 at Kansas City  
82t George Atkinson, Oct. 13, 1968 at Oakland  
82 Ray Buchanan, Nov. 3, 1996 at Indianapolis  
81 Dennis Northcutt, Nov. 5, 2006 vs. Cleveland  
80t Phillip Buchanon, Dec. 28, 2003 vs. Oakland  
79t Lemar Parrish, Dec. 6, 1970 vs. Cincinnati

## FUMBLE RETURNS

### CHARGERS

86t Eric Weddle, Nov. 30, 2008 vs. Atlanta  
82t Donnie Edwards, Nov. 10, 2002 at St. Louis  
81t Vencie Glenn, Oct. 22, 1989 vs. N.Y. Giants  
79t Marlon McCree, Oct. 29, 2006 vs. St. Louis  
78t Paul Bradford, Nov. 23, 1997 at San Francisco  
75t Keith Browner (25 yds.) lateral to  
Sam Seale(50 yds.), Nov. 20, 1988  
at L.A. Rams  
61t Tevaughn Campbell, Dec. 5, 2021 at Cincinnati  
Caraun Reid, Sept. 25, 2016 at Indianapolis  
58t Rick Redman, Oct. 2, 1966 vs. Miami  
53t Darrell Stuckey, Dec. 7, 2014 vs. New England  
53 Henry Rolling, Oct. 6, 1991 at L.A. Raiders

### OPPONENT

97t Mike Edwards, Jan. 7, 2024 vs. Kansas City  
68 A.J. Duhe, Oct. 15, 1978 vs. Miami  
65t Tony Carter, Oct. 15, 2012 vs. Denver  
64t Tyvon Branch, Oct. 10, 2010 at Oakland  
63t Joey Browner, Sept. 2, 1984 at Minnesota  
63 Rob Ninkovich, Oct. 24, 2010 vs. N.E.  
62 Carlton Gray, Oct. 27, 1996 at Seattle  
59t George Atkinson, Nov. 25, 1973 at Oakland  
57t Tyreek Hill, Dec. 11, 2022 vs. Miami  
56t Ifeadi Odenigbo, Dec. 15, 2019 vs. Minnesota

## BLOCKED PUNT RETURNS

### CHARGERS

35t Bob Zeman, Oct. 7, 1961 at Boston  
21t Derrie Nelson, Nov. 13, 1983 vs. Dallas  
19 Pete Lazetich, Sept. 24, 1972 vs. Denver  
5 Gene Selawski, Oct. 22, 1961 at Oakland  
4 Wayne Davis, Nov. 17, 1985 at Denver  
3 Steve Heiden, Dec. 17, 2000 at Carolina  
0t Jacob Hester, Oct. 25, 2009 at Kansas City  
Darryll Lewis, Sept. 26, 1999 vs. Indianapolis  
0s Carlos Polk, Sept. 22, 2002 at Arizona  
0 Corey Lynch, Sept. 10, 2012 at Oakland

### OPPONENT

37t Frank Warren, Nov. 17, 1991 vs. New Orleans  
29t Adam Hayward, Nov. 11, 2012 at Tampa Bay  
16 Randy McClanahan, Sept. 18, 1977 at Oak.  
15 Walt Landers, Sept. 24, 1978 vs. Green Bay  
14 Glen Cadrez, Oct. 13, 2002 vs. Kansas City  
9 Tyrone Braxton, Oct. 2, 1988 vs. Denver  
5t Hiram Eugene, Oct. 10, 2010 at Oakland  
2t Jerry Robinson, Nov. 20, 1986 vs. L.A. Raiders  
0s Nick Schommer, Oct. 31, 2010 vs. Tennessee  
Rock Cartwright, Oct. 10, 2010 at Oakland

## BLOCKED FIELD GOAL RETURNS

### CHARGERS

72t Leslie "Speedy" Duncan, Nov. 23, 1967 vs. Den.  
35 Tom Day, Oct. 15, 1967 vs. Kansas City  
28 Jim Tolbert, Nov. 15, 1971 vs. St. Louis  
27 Kenny Graham, Nov. 15, 1964 at Kansas City  
25 Jeff Staggs, Oct. 25, 1970 vs. Houston Oilers

### OPPONENT

66 Tommy Casanova, Sept. 22, 1974 at Cin.  
65t Matt Ware, Oct. 23, 2005 at Philadelphia  
60 Louis Wright, Nov. 17, 1985 at Denver  
54t Doug Evans, Dec. 17, 2000 at Carolina  
44t Devin McCourty, Dec. 6, 2020 vs. N.E.  
42t Ray McElroy, Oct. 26, 1997 vs. Indianapolis  
28 John Barmlett, Nov. 27, 1966 vs. Denver  
17 Charlie West, Dec. 5, 1971 vs. Minnesota  
Mike Statton, Oct. 1, 1967 vs. Buffalo  
16 Daniel Thomas, Oct. 25, 2020 vs. Jax.  
Fletcher Smith, Oct. 15, 1967 vs. Kansas City

## MISSED FIELD GOAL RETURNS

### CHARGERS

109t Antonio Cromartie, Nov. 4, 2007 at Min.

# INDIVIDUAL POSTSEASON RECORDS

\*NFL Record

## SCORING

### Most Points, Career

- 42 Nate Kaeding, 2004-09
- 37 Rolf Benirschke, 1977-86
- 30 John Carney, 1990-2000

### Most Points, Game

- 15 Michael Badgley, AFC Wild Card, Jan. 6, 2019, at Baltimore
- 12 (10x) Last: Cameron Dicker and Austin Ekeler, AFC Wild Card, Jan. 14, 2023 at Jax.
- 11 Rolf Benirschke, AFC Divisional, Jan. 2, 1982 at Miami

### Most Touchdowns, Career

- 4 Darren Sproles, 2005-09
- LaDainian Tomlinson, 2001-09
- Kellen Winslow, 1979-87
- Charlie Joiner, 1976-86
- 3 (4x) Last: Keenan Allen, 2013-22
- 2 (8x) Last: Austin Ekeler, 2017-22

### Most Touchdowns, Game

- 2 (8x) Last: Austin Ekeler, AFC Wild Card Jan. 14, 2023 at Jacksonville
- 1 (53x) Last: Gerald Everett, AFC Wild Card Jan. 14, 2023 at Jacksonville

### Most Points After Touchdown, Career

- 18 Nate Kaeding, 2004-09
- 16 Rolf Benirschke, 1977-86
- 9 John Carney, 1990-2000

### Most Points After Touchdown, Game

- 6 George Blair, AFL Championship, Jan. 5, 1964 vs. Boston
- 5 Rolf Benirschke, AFC Divisional, Jan. 2, 1982 at Miami
- 4 (2x) Last: Nate Kaeding, AFC Divisional, Jan. 13, 2008 at Indianapolis

### Most Two-Point Conversions, Game

- 1 (4x) Last: Keenan Allen, AFC Divisional, Jan. 13, 2019 at New England

## FIELD GOALS

### Most, Career

- 8 Nate Kaeding, 2004-09
- 7 John Carney, 1990-2000
- Rolf Benirschke, 1977-86
- 5 Michael Badgley, 2018-20

### Most, Game

- 5 Michael Badgley, AFC Wild Card, Jan. 6, 2019 at Baltimore
- 4 Nate Kaeding, AFC Championship, Jan. 20, 2008 at New England
- 3 Cameron Dicker, AFC Wild Card, Jan. 14, 2023 at Jacksonville
- Ben Agajanian, AFL Championship, Jan. 1, 1961 vs. Houston Oilers

### Longest

- 54 John Carney, AFC Wild Card, Dec. 31, 1995 vs. Indianapolis
- 53 Michael Badgley, AFC Wild Card, Jan. 6, 2019 at Baltimore
- 50 Cameron Dicker, AFC Wild Card, Jan. 14, 2023 at Jacksonville

## RUSHING

### Most Attempts, Career

- 110 Chuck Muncie, 1980-84
- 96 LaDainian Tomlinson, 2001-09
- 63 Natrone Means, 1993-95, 98-99

### Most Attempts, Game

- 26 LaDainian Tomlinson, AFC Wild Card, Jan. 8, 2005 vs. New York Jets
- 25 Chuck Muncie, AFC First Round, Jan. 9, 1983 at Pittsburgh
- 24 Natrone Means, AFC Divisional, Jan. 8, 1995 vs. Miami
- Chuck Muncie, AFC Divisional, Jan. 2, 1982 at Miami

### Most Yards, Career

- 516 Chuck Muncie, 1980-84
- 380 Paul Lowe, 1960-68
- 327 LaDainian Tomlinson, 2001-09

### Most Yards, Game

- 206 Keith Lincoln, AFL Championship, Jan. 5, 1964 vs. Boston
- 165 Paul Lowe, AFL Championship, Jan. 1, 1961 at Houston Oilers
- 139 Natrone Means, AFC Divisional, Jan. 8, 1995 vs. Miami

### Most Touchdowns, Career

- 4 LaDainian Tomlinson, 2001-09
- 3 Chuck Muncie, 1980-84
- 2 (6x) Last: Austin Ekeler, 2017-22

### Most Touchdowns, Game

- 2 Austin Ekeler, AFC Wild Card, Jan. 14, 2023 at Jacksonville
- Darren Sproles, AFC Wild Card, Jan. 3, 2009 vs. Indianapolis
- LaDainian Tomlinson, AFC Divisional, Jan. 14, 2007 vs. New England
- 1 (24x) Last: Melvin Gordon, AFC Divisional, Jan. 13, 2019 at New England

### Longest Run

- 67t Keith Lincoln, AFL Championship, Jan. 5, 1964 vs. Boston
- 58t Ronnie Brown, AFC Wild Card, Jan. 5, 2014 at Cincinnati
- Paul Lowe, AFL Championship, Jan. 5, 1964 vs. Boston
- 56t Keith Lincoln, AFL Championship, Jan. 5, 1964 vs. Boston

## PASSING

### Most Attempts, Career

- 355 Philip Rivers 2004-19
- 286 Dan Fouts 1973-87
- 228 Stan Humphries 1992-97

### Most Completions, Career

- 211 Philip Rivers, 2004-19
- 159 Dan Fouts, 1973-1987
- 118 Stan Humphries, 1992-97

### Highest Completion Pct., Career (min. 40 att.)

- 73.8 Drew Brees, 2001-04
- 59.4 Philip Rivers, 2004-19
- 58.1 Justin Herbert, 2020-22

### Most Attempts, Game

- 53 Dan Fouts, AFC Divisional, Jan. 2, 1982 at Miami (OT)
- 51 Philip Rivers, AFC Divisional, Jan. 13, 2019 at New England
- 49 Stan Humphries, Super Bowl XXIX, Jan. 29, 1995 vs. San Francisco

### Most Completions, Game

- 33 Dan Fouts, AFC Divisional, Jan. 2, 1982 at Miami (OT)
- 31 Drew Brees, AFC Wild Card, Jan. 8, 2005 vs. New York Jets
- 28 Stan Humphries, AFC Wild Card, Dec. 31, 1995 vs. Indianapolis

### Highest Completion Pct, Game (min. 10 att.)

- 75.0 Philip Rivers, AFC Wild Card, Jan. 5, 2014 at Cincinnati
- 73.8 Drew Brees, AFC Wild Card, Jan. 8, 2005 vs. New York Jets
- 73.7 Philip Rivers, AFC Divisional, Jan. 13, 2008 at Indianapolis

### Most Yards, Career

- 2,656 Philip Rivers, 2004-19
- 2,125 Dan Fouts, 1973-87
- 1,347 Stan Humphries, 1992-97

### Most Yards, Game

- 433 Dan Fouts, AFC Divisional, Jan. 2, 1982 at Miami (OT)
- 336 Dan Fouts, AFC Championship, Jan. 11, 1981 vs. Oakland
- 333 Dan Fouts, AFC First Round, Jan. 9, 1983 at Pittsburgh

### Most Touchdowns, Career

- 14 Philip Rivers, 2004-19
- 12 Dan Fouts, 1973-87
- 6 Stan Humphries, 1992-97

### Most Touchdowns, Game

- 3 (5x) Last: Philip Rivers, AFC Divisional, Jan. 13, 2019 at New England
- 2 (6x) Last: Philip Rivers, AFC Divisional, Jan. 12, 2014 at Denver
- 1 (10x) Last: Justin Herbert, AFC Wild Card, Jan. 14, 2023 at Jacksonville

### Highest Passer Rating, Career (min. 40 att.)

- 101.2 Drew Brees, 2001-04
- 84.7 Justin Herbert, 2020-22
- 84.2 Philip Rivers, 2004-19

### Highest Passer Rating, Game (min. 10 att.)

- 145.3 Tobin Rote, AFL Championship, Jan. 5, 1964 vs. Boston
- 133.2 Philip Rivers, AFC Divisional, Jan. 13, 2008 at Indianapolis
- 132.1 John Hadl, AFL Championship, Jan. 5, 1964 vs. Boston

### Most Games 300 Yards or More, Career

- 5 Dan Fouts, 1973-87
- 2 Philip Rivers, 2004-19
- 1 Drew Brees, 2001-04

### Most Games 400 Yards or More, Career

- 1 Dan Fouts, 1973-87

### Longest Completion

- 62t Philip Rivers, AFC Divisional, Jan. 11, 2009 at Pittsburgh
- 58 Philip Rivers, AFC Divisional, Jan. 14, 2007 vs. New England
- 56t Philip Rivers, AFC Divisional, Jan. 13, 2008 at Indianapolis

### Most Interceptions, Career

- 16 Dan Fouts, 1973-87
- 13 Stan Humphries, 1992-97
- 10 Philip Rivers, 2004-19

### Most Interceptions, Game

- 5 Dan Fouts, AFC Second Round, Jan. 16, 1983 at Miami
- Dan Fouts, AFC Divisional, Dec. 29, 1979 vs. Houston Oilers
- 4 (3x) Last: Stan Humphries, AFC Wild Card, Dec. 31, 1995 vs. Indianapolis
- 2 (9x) Last: Philip Rivers, AFC Divisional, Jan. 17, 2010 vs. New York Jets

## RECEIVING

### Most Receptions, Career

- 51 Antonio Gates, 2003-18
- 39 Ronnie Harmon, 1990-95
- 30 Charlie Joiner, 1976-86

### Most Receptions, Game

- 13 Kellen Winslow, AFC Divisional, Jan. 2, 1982 at Miami (OT)
- 10 Ronnie Harmon, AFC Wild Card, Dec. 31, 1995 vs. Indianapolis
- 9 (4x) Last: Eric Parker, AFC Wild Card, Jan. 8, 2005 vs. New York Jets

### Most Yards, Career

- 540 Antonio Gates, 2003-18
- 539 Charlie Joiner, 1976-86
- 503 Vincent Jackson, 2005-09

### Most Yards, Game

- 166 Kellen Winslow, AFC Divisional, Jan. 2, 1982 at Miami (OT)
- 142 Keenan Allen, AFC Divisional, Jan. 12, 2014 at Denver
- 133 Ronnie Harmon, AFC Wild Card, Dec. 31, 1995 vs. Indianapolis

### Most Touchdowns, Career

- 4 Kellen Winslow, 1979-87
- Charlie Joiner, 1976-86
- 3 Keenan Allen, 2013-22
- Vincent Jackson, 2005-11
- 2 (5x) Last: Antonio Gates, 2003-18

### Most Touchdowns, Game

- 2 (4x) Last: Keenan Allen, AFC Divisional, Jan. 12, 2014 at Denver
- 1 (31x) Last: Gerald Everett, AFC Wild Card, Jan. 14, 2023 at Jacksonville

## SCRIMMAGE YARDS

### Most, Career

- 644 Chuck Muncie, 1980-84
- 540 Antonio Gates, 2003-18
- 539 Charlie Joiner, 1976-86

### Most, Game

- 329 Keith Lincoln, AFL Championship, Jan. 5, 1964 vs. Boston
- 187 LaDainian Tomlinson, AFC Divisional, Jan. 14, 2007 vs. New England
- 170 Paul Lowe, AFL Championship, Jan. 1, 1961 at Houston Oilers

## INTERCEPTIONS

### Most Interceptions, Career

- 3 Asante Samuel, 2020-22
- Drayton Florence, 2003-07
- Glen Edwards, 1978-81
- 2 (5x) Last: Quentin Jammer, 2002-09
- 1 (21x) Last: Drue Tranquill, 2019-22

### Most Interceptions, Game

- 3 Asante Samuel, AFC Wild Card Jan. 14, 2023 at Jacksonville
- 2 (4x) Last: Glen Edwards, AFC Divisional, Jan. 3, 1981 vs. Buffalo
- 1 (29x) Last: Drue Tranquill, AFC Wild Card, Jan. 14, 2023 at Jacksonville

### Most Interception Return Yards, Career

- 62 Glen Edwards, 1978-81
- 45 Bud Whitehead, 1961-68
- 40 Darren Carrington, 1991-94

### Most Interception Return Yards, Game

- 45 Bud Whitehead, AFL Championship Dec. 24, 1961 vs. Houston Oilers
- 40 Darren Carrington, AFC Wild Card, Jan. 12, 1993 vs. Kansas City
- 35 Bruce Laird, AFC First Round, Jan. 9, 1983 at Pittsburgh
- Glen Edwards, AFC Divisional, Jan. 2, 1982 at Miami (OT)

## Longest Interception Return

- 40 Darren Carrington, AFC Wild Card, Jan. 12, 1993 vs. Kansas City
- 30 Shareece Wright, AFC Wild Card, Jan. 5, 2014 at Cincinnati
- Antonio Cromartie, AFC Divisional, Jan. 13, 2008 at Indianapolis
- 24 Quentin Jammer, AFC Divisional, Jan. 17, 2010 vs. New York Jets

## SACKS

### Most, Career (since 1982)

- 3.0 Shawn Lee, 1992-95
- 2.5 Leslie O'Neal, 1992-95
- 2.0 Melvin Ingram, 2012-20
- Eric Weddle, 2007-15
- Luis Castillo, 2005-11
- Shawne Merriman, 2005-10
- Raylee Johnson, 1993-2003
- Burt Grossman, 1989-93

### Most, Game (since 1982)

- 2.5 Leslie O'Neal, AFC Wild Card, Jan. 2, 1993 vs. Kansas City
- 2.0 (6x) Last: Melvin Ingram, AFC Wild Card, Jan. 6, 2019 at Baltimore
- 1.5 Steve Foley, AFC Wild Card, Jan. 8, 2005 vs. New York Jets

## PUNTING

### Most Punts, Career

- 52 Mike Scifres, 2003-13
- 13 John Kidd, 1990-94
- 11 Donnie Jones, 2018
- Bryan Wagner, 1994

### Most Punts, Game

- 7 Mike Scifres, AFC Divisional, Jan. 14, 2007 vs. New England
- John Kidd, AFC Divisional, Jan. 10, 1993 at Miami
- 6 (7x) Last: Donnie Jones, AFC Divisional, Jan. 13, 2019 at New England
- 5 (7x) Last: JK Scott, AFC Wild Card, Jan. 14, 2023 at Jacksonville

### Most Yards, Career

- 2,330 Mike Scifres, 2003-13
- 587 John Kidd, 1990-94
- 474 Bryan Wagner, 1994

### Most Yards, Game

- 324 John Kidd, AFC Divisional, Jan. 10, 1993 at Miami
- 316 Mike Scifres, AFC Wild Card, Jan. 3, 2009 vs. Indianapolis (OT)
- 297 Mike Scifres, AFC Wild Card, Jan. 17, 2010 vs. New York Jets

### Longest Punt

- 67 Mike Scifres, AFC Wild Card, Jan. 3, 2009 vs. Indianapolis (OT)
- 66 Mike Scifres, AFC Divisional, Jan. 13, 2008 at Indianapolis
- 65 Darren Bennett, AFC Wild Card, Dec. 31, 1995 vs. Indianapolis

### Highest, Career (minimum 4 punts)

- 45.2 John Kidd, 1990-94
- 44.8 Mike Scifres, 2003-13
- 43.9 John Hadl, 1962-72

### Highest, Game (minimum 2 punts)

- 59.0 Mike Scifres, AFC Divisional, Jan. 13, 2008 at Indianapolis
- 54.5 Darren Bennett, AFC Wild Card, Dec. 31, 1995 vs. Indianapolis
- 52.7 Mike Scifres, AFC Wild Card, Jan. 3, 2009 vs. Indianapolis (OT)

## PUNT RETURNS

### Most Returns, Career

- 12 Darren Sproles, 2005-09
- 8 Mike Fuller, 1975-80
- 7 Eric Parker, 2002-06

### Most Returns, Game

- 5 Eric Parker, AFC Divisional, Jan. 14, 2007 vs. New England
- 4 (2x) Last: Desmond King, AFC Wild Card, Jan. 6, 2019 at Baltimore
- 3 (6x) Last: Darren Sproles, AFC Wild Card, Jan. 3, 2009 vs. Indianapolis (OT)

### Most Yards, Career

- 107 Darren Sproles, 2005-09
- 99 Mike Fuller, 1975-80
- 63 Wes Chandler, 1981-87

### Most Yards, Game

- 72 Darren Sproles, AFC Wild Card, Jan. 3, 2009 vs. Indianapolis (OT)
- 56 Wes Chandler, AFC Divisional, Jan. 2, 1982 at Miami (OT)
- 46 Desmond King, AFC Wild Card, Jan. 6, 2019 at Baltimore

### Longest Return

- 56t Wes Chandler, AFC Divisional, Jan. 2, 1982 at Miami (OT)
- 33 Desmond King, AFC Wild Card, Jan. 6, 2019 at Baltimore

### Most Touchdowns, Career

- 1 Wes Chandler, 1981-87

## KICKOFF RETURNS

### Most Returns, Career

- 21 Darren Sproles, 2005-09
- 19 Andre Coleman, 1994-96
- 17 James Brooks, 1981-83

### Most Returns, Game

- 8 Andre Coleman, Super Bowl XXIX, Jan. 29, 1995 vs. San Francisco
- 6 Andre Coleman, AFC Wild Card, Dec. 31, 1995 vs. Indianapolis
- 5 (6x) Last: Desmond King, AFC Divisional, Jan. 13, 2019 at New England

### Most Yards, Career

- 537 Darren Sproles, 2005-09
- 483 Andre Coleman, 1994-96
- 283 James Brooks, 1981-83

### Most Yards, Game

- 244 Andre Coleman, Super Bowl XXIX, Jan. 29, 1995 vs. San Francisco
- 164 Darren Sproles, AFC Divisional, Jan. 11, 2009 at Pittsburgh
- 147 Leslie "Speedy" Duncan, AFL Championship, Dec. 26, 1964 at Buffalo

### Longest Return

- 98t Andre Coleman, Super Bowl XXIX, Jan. 29, 1995 vs. San Francisco
- 72 Desmond King, AFC Wild Card, Jan. 6, 2019 at Baltimore
- 63 Darren Sproles, AFC Divisional, Jan. 11, 2009 at Pittsburgh

### Most Touchdowns, Career

- 1 Andre Coleman, 1994-96

## SERVICE

### Most Games

- 12 Antonio Gates, 2003-18
- David Binn, 1994-2010
- 11 Philip Rivers, 2004-19
- 10 Nick Hardwick, 2004-13
- Mike Scifres, 2004-13



# TEAM POSTSEASON RECORDS

\*NFL Record

## POINTS

### Most, Quarter

- 24 AFC Divisional, Jan. 2, 1982 at Miami (1st Q)
- 21 AFL Championship,  
Jan. 5, 1964 vs. Boston (1st Q)
- 17 AFC Wild Card, Jan. 14, 2023 at Jax. (1st Q)
- AFC Divisional, Jan. 10, 2014 at Den. (4th Q)

### Most, Quarter, Opponent

- 21 AFC Divisional,  
Jan. 13, 2019 at New England (2nd Q)
- AFC Divisional, Jan. 10, 1993 at Mia. (2nd Q)
- AFC Championship,  
Jan. 11, 1981 vs. Oakland (1st Q)
- 20 AFC Second Round,  
Jan. 16, 1983 at Miami (2nd Q)
- 14 (11x) Last: AFC Wild Card, Jan. 6, 2019 at Bal.

### Most Quarter, Both Teams

- 33 AFC Second Round,  
Jan. 16, 1983 at Miami (2nd Q)
- 28 (4x) Last: AFC Divisional,  
Jan. 11, 2009 at Pittsburgh (4th Q)
- 25 AFC Wild Card, Jan. 6, 2019 at Bal. (4th Q)

### Most, Game

- 51 AFL Championship, Jan. 5, 1964 vs. Boston
- 41 AFC Divisional, Jan. 2, 1982 at Miami (OT)
- 31 AFC First Round, Jan. 9, 1983 at Pittsburgh

### Most, Game, Opponent

- 49 Super Bowl XXIX, Jan. 29, 1995 vs. S.F.
- 41 AFC Divisional, Jan. 13, 2019 at New England
- 38 AFC Divisional, Jan. 2, 1982 at Miami (OT)

### Most, Game, Both Teams

- 79 AFC Divisional, Jan. 2, 1982 at Miami (OT)
- 75 Super Bowl XXIX, Jan. 29, 1995 vs. S.F.
- 69 AFC Divisional, Jan. 13, 2019 at New England

### Fewest, Game

- 0 AFC Divisional, Jan. 10, 1993 at Miami
- AFL Championship, Dec. 26, 1965 vs. Buffalo
- 3 AFL Championship,  
Dec. 24, 1961 vs. Houston Oilers
- 7 AFC Championship,  
Jan. 10, 1982 at Cincinnati
- AFL Championship, Dec. 26, 1964 at Buffalo

### Fewest, Game, Opponent

- 0 AFC Wild Card, Jan. 2, 1993 vs. Kansas City
- 6 AFC Wild Card, Jan. 6, 2008 vs. Tennessee
- 10 (3x) Last: AFC Wild Card,  
Jan. 5, 2014 at Cincinnati

### Fewest, Game, Both Teams

- 13 AFL Championship,  
Dec. 24, 1961 vs. Houston Oilers
- 17 AFC Wild Card, Jan. 2, 1993 vs. Kansas City
- 23 (2x) Last: AFC Wild Card,  
Jan. 6, 2008 vs. Tennessee

## TOUCHDOWNS

### Most, Game

- 7 AFL Championship, Jan. 5, 1964 vs. Boston
- 5 AFC Divisional, Jan. 2, 1982 at Miami (OT)
- 4 (3x) Last: AFC Divisional,  
Jan. 13, 2019 at New England

### Most, Game, Opponent

- 7 Super Bowl XXIX, Jan. 29, 1995 vs. S.F.
- 5 (4x) Last: AFC Divisional,  
Jan. 13, 2019 at New England
- 4 (5x) Last: AFC Wild Card,  
Jan. 14, 2023 at Jacksonville

### Most, Game, Both Teams

- 10 Super Bowl XXIX, Jan. 29, 1995 vs. S.F.
- AFC Divisional, Jan. 2, 1982 at Miami (OT)
- 9 AFC Divisional, Jan. 13, 2019 at New England
- 8 (3x) Last: AFC Divisional,  
Jan. 11, 2009 at Pittsburgh

## POINTS AFTER TOUCHDOWN

### Most, Game

- 6 AFL Championship, Jan. 5, 1964 vs. Boston
- 5 AFC Divisional, Jan. 2, 1982 at Miami (OT)
- 4 (2x) Last: AFC Divisional,  
Jan. 13, 2008 at Indianapolis

### Most, Game, Opponent

- 7 Super Bowl XXIX, Jan. 29, 1995 vs. S.F.
- 5 (4x) Last: AFC Divisional,  
Jan. 13, 2019 at New England
- 4 (4x) Last: AFC Divisional,  
Jan. 10, 1993 at Miami

### Most, Game, Both Teams

- 10 Super Bowl XXIX, Jan. 29, 1995 vs. S.F.
- AFC Divisional, Jan. 2, 1982 at Miami (OT)
- 8 (2x) Last: AFC Divisional,  
Jan. 11, 2009 at Pittsburgh
- 7 (5x) Last: AFC Divisional,  
Jan. 13, 2019 at New England

### Most Two-Point Conversions, Game

- 2 Super Bowl XXIX, Jan. 29, 1995 vs. S.F.
- 1 AFC Divisional, Jan. 13, 2019 at New England

### Most Two-Point Conversions, Game, Opponent

- 1 AFC Wild Card, Jan. 14, 2023 at Jacksonville
- AFC Divisional, Jan. 14, 2007 vs. N.E.

## FIELD GOALS

### Most, Game

- 5 AFC Wild Card, Jan. 6, 2019 at Baltimore
- 4 AFC Championship, Jan. 20, 2008 at N.E.
- 3 AFC Wild Card, Jan. 14, 2023 at Jacksonville
- AFL Championship,  
Jan. 1, 1961 at Houston Oilers

### Most, Game, Opponent

- 4 AFC Championship, Jan. 20, 2008 at N.E.
- 3 (2x) Last: AFC Divisional,  
Jan. 14, 2007 at New England
- 2 (7x) Last: AFC Divisional,  
Jan. 13, 2019 at New England

### Most, Game, Both Teams

- 6 AFC Wild Card, Jan. 6, 2019 at Baltimore
- 4 (4x) Last: AFC Wild Card,  
Jan. 14, 2023 at Jacksonville
- 3 (7x) Last: AFC Wild Card,  
Jan. 5, 2014 at Cincinnati

## FIRST DOWNS

### Most, Game

- 33 AFC Divisional, Jan. 2, 1982 at Miami (OT)
- 29 AFC First Round, Jan. 9, 1983 at Pittsburgh
- 28 AFC Divisional, Jan. 8, 1995 vs. Miami

### Most, Game, Opponent

- 30 AFC Divisional, Jan. 13, 2019 at New England
- 29 AFC Second Round, Jan. 16, 1983 at Miami
- 28 Super Bowl XXIX, Jan. 29, 1995 vs. S.F.

### Most, Game, Both Teams

- 58 AFC Divisional, Jan. 2, 1982 at Miami (OT)
- 55 AFC First Round, Jan. 9, 1983 at Pittsburgh
- 52 AFC Divisional, Jan. 13, 2019 at New England

### Fewest, Game

- 10 AFC Divisional, Jan. 10, 1993 at Miami
- 12 AFL Championship, Dec. 26, 1965 vs. Buffalo
- 13 (2x) Last: AFC Divisional,  
Jan. 12, 2014 at Denver

### Fewest, Game, Opponent

- 11 AFC Wild Card, Jan. 6, 2019 at Baltimore
- 14 (3x) Last: AFC Divisional,  
Jan. 17, 2010 vs. New York Jets
- 15 (2x) Last: AFC Wild Card,  
Jan. 6, 2008 vs. Tennessee

### Fewest, Game, Both Teams

- 25 AFC Wild Card, Jan. 6, 2019 at Baltimore
- 26 AFL Championship, Dec. 26, 1965 vs. Buffalo
- 28 AFC Divisional, Jan. 10, 1993 at Miami

## FIRST DOWNS RUSHING

### Most, Game

- 12 AFC Divisional, Jan. 14, 2007 at N.E.
- AFC Divisional, Jan. 8, 1995 vs. Miami
- 11 (5x) Last: AFC Wild Card,  
Jan. 3, 2009 vs. Indianapolis (OT)
- 10 AFC Divisional, Jan. 2, 1982 at Miami (OT)

### Most, Game, Opponent

- 15 AFC Second Round, Jan. 16, 1983 at Miami
- 13 (2x) Last: AFC Divisional,  
Jan. 12, 2014 at Denver
- 12 (2x) Last: AFC Divisional,  
Jan. 11, 2009 at Pittsburgh

### Most, Game, Both Teams

- 20 AFC Second Round, Jan. 16, 1983 at Miami
- 19 (2x) Last: AFC Wild Card,  
Jan. 5, 2014 at Cincinnati
- 17 (3x) Last: AFC Championship,  
Jan. 20, 2008 at New England

### Fewest, Game

- 1 (2x) Last: AFC Divisional,  
Jan. 12, 2014 at Denver
- 2 (2x) Last: AFC Divisional,  
Jan. 13, 2019 at New England
- 3 (2x) Last: AFC Wild Card,  
Jan. 6, 2019 at Baltimore

### Fewest, Game, Opponent

- 2 AFC Divisional, Jan. 8, 1995 vs. Miami
- 3 (3x) Last: AFC Divisional,  
Jan. 14, 2007 at New England
- 4 (5x) Last: AFC Wild Card,  
Jan. 6, 2019 at Baltimore

### Fewest, Game, Both Teams

- 7 AFC Wild Card, Jan. 6, 2019 at Baltimore
- 8 (3x) Last: AFC Divisional,  
Jan. 17, 2010 vs. New York Jets
- 9 AFC Wild Card, Jan. 14, 2023 at Jacksonville
- AFL Championship, Dec. 26, 1965 vs. Buffalo

## FIRST DOWNS PASSING

### Most, Game

- 21 AFC Divisional, Jan. 2, 1982 at Miami (OT)
- 20 AFC Wild Card, Dec. 31, 1995 vs. Indianapolis
- 19 AFC First Round, Jan. 9, 1983 at Pittsburgh

### Most, Game, Opponent

- 21 AFC Divisional, Jan. 13, 2008 at Indianapolis
- AFC Divisional, Jan. 2, 1982 at Miami (OT)
- 20 AFC Wild Card, Jan. 5, 2014 at Cincinnati
- 19 AFC First Round, Jan. 9, 1983 at Pittsburgh

### Most, Game, Both Teams

- 42 AFC Divisional, Jan. 2, 1982 at Miami (OT)
- 38 AFC First Round, Jan. 9, 1983 at Pittsburgh
- 35 AFC Divisional, Jan. 13, 2008 at Indianapolis

### Fewest, Game

- 7 (5x) Last: AFC Divisional, Jan. 10, 1993 at Miami
- 8 (3x) Last: AFC Wild Card, Jan. 6, 2019 at Baltimore
- 9 (4x) Last: AFC Wild Card, Jan. 5, 2014 at Cincinnati

### Fewest, Game, Opponent

- 5 AFC Divisional, Dec. 29, 1979 vs. Houston Oilers
- 6 AFC Divisional, Jan. 17, 2010 vs. N.Y. Jets
- 7 AFC Wild Card, Jan. 6, 2019 at Baltimore

### Fewest, Game, Both Teams

- 15 (2x) Last: AFC Wild Card, Jan. 6, 2019 at Baltimore
- 16 (3x) Last: AFC Divisional, Jan. 10, 1993 at Miami
- 17 (2x) Last: AFC Wild Card, Jan. 2, 1993 vs. Kansas City

## TOTAL NET YARDS GAINED

### Most, Game

- 601 AFL Championship, Jan. 5, 1964 vs. Boston
- 564 AFC Divisional, Jan. 2, 1982 at Miami (OT)
- 479 AFC First Round, Jan. 9, 1983 at Pittsburgh

### Most, Game, Opponent

- 498 AFC Divisional, Jan. 13, 2019 at New England
- 466 AFC Divisional, Jan. 2, 1982 at Miami (OT)
- 449 Super Bowl XXIX, Jan. 29, 1995 vs. S.F.

### Most, Game, Both Teams

- 1,030 AFC Divisional, Jan. 2, 1982 at Miami (OT)
- 901 AFC First Round, Jan. 9, 1983 at Pittsburgh
- 862 AFL Championship, Jan. 5, 1964 vs. Boston

## NET YARDS GAINED RUSHING

### Most, Game

- 309 AFL Championship, Jan. 5, 1964 vs. Boston
- 202 AFC Wild Card, Jan. 8, 1995 vs. Miami
- 196 AFC Wild Card, Jan. 5, 2014 at Cincinnati

### Most, Game, Opponent

- 219 AFL Championship, Dec. 26, 1964 vs. Buffalo
- 214 AFC Second Round, Jan. 16, 1983 at Miami
- 178 AFC Wild Card, Dec. 31, 1995 vs. Indianapolis

### Most, Game, Both Teams

- 384 AFL Championship, Jan. 5, 1964 vs. Boston
- 343 AFL Championship, Dec. 26, 1964 vs. Buffalo
- 323 AFC Wild Card, Dec. 31, 1995 vs. Indianapolis

## NET YARDS GAINED PASSING

### Most, Game

- 415 AFC Divisional, Jan. 2, 1982 at Miami (OT)
- 351 AFC Championship, Jan. 11, 1981 vs. Oakland
- 333 AFC First Round, Jan. 9, 1983 at Pittsburgh

### Most, Game, Opponent

- 402 AFC Divisional, Jan. 13, 2008 at Indianapolis
- 388 AFC Divisional, Jan. 2, 1982 at Miami (OT)
- 349 AFC Championship, Jan. 15, 1995 at Pit.

### Most, Game, Both Teams

- 803 AFC Divisional, Jan. 2, 1982 at Miami (OT)
- 714 AFC Divisional, Jan. 13, 2008 at Indianapolis
- 659 AFC Divisional, Jan. 13, 2019 at New England



***LEAGUE***

***STATS***



# 2024 NATIONAL FOOTBALL LEAGUE

## TEAM OFFENSIVE TOTALS

CATEGORY	BAL	BUF	CIN	CLE	DEN	HOU	IND	JAX	KC	LAC	LV
GAMES (W-L-T)	5-3-0	6-2-0	3-5-0	2-6-0	5-3-0	6-2-0	4-4-0	2-6-0	7-0-0	4-3-0	2-6-0
FIRST DOWNS	194	160	151	130	136	158	148	150	151	115	140
Rushing	77	65	40	45	62	43	64	53	55	42	31
Passing	102	78	102	73	68	107	72	88	86	66	97
Penalty	15	17	9	12	6	8	12	9	10	7	12
YDS GAINED (tot)	3617	2692	2602	2178	2458	2811	2608	2671	2436	2180	2305
Avg per Game	452.1	336.5	325.3	272.3	307.3	351.4	326.0	333.9	348.0	311.4	288.1
RUSHING (net)	1600	978	718	740	971	951	1024	961	855	820	632
Avg per Game	200.0	122.3	89.8	92.5	121.4	118.9	128.0	120.1	122.1	117.1	79.0
Rushes	260	226	177	180	216	220	216	193	218	204	178
Yards per Rush	6.2	4.3	4.1	4.1	4.5	4.3	4.7	5.0	3.9	4.0	3.6
PASSING (net)	2017	1714	1884	1438	1487	1860	1584	1710	1581	1360	1673
Avg per Game	252.1	214.3	235.5	179.8	185.9	232.5	198.0	213.8	225.9	194.3	209.1
Attempts	237	226	263	293	263	280	242	252	225	198	286
Completions	159	145	185	181	167	185	131	158	154	129	190
Completion Pct	67.1%	64.2%	70.3%	61.8%	63.5%	66.1%	54.1%	62.7%	68.4%	65.2%	66.4%
Yards Gained	2100	1771	1993	1647	1561	2040	1698	1863	1651	1467	1832
Sacked	12	10	19	37	11	23	15	18	12	18	25
Yards Lost	83	57	109	209	74	180	114	153	70	107	159
Had Intercepted	2	1	3	5	5	4	8	4	9	1	10
Yards Opp Ret	38	33	33	74	34	44	61	29	125	0	130
Opp TDs on Int	0	0	0	0	0	0	0	0	0	0	1
PUNTS	24	31	28	44	41	39	37	29	18	35	32
Avg Yards	46.3	47.6	50.4	51.9	46.7	44.4	49.4	51.5	51.6	48.8	51.3
PUNT RETURNS	10	14	14	28	16	23	11	12	12	8	13
Avg Return	10.6	10.7	7.1	10.6	11.0	7.8	11.6	18.4	11.1	10.4	7.0
Returned for TD	0	0	0	0	0	0	0	1	0	0	0
KICKOFF RETURNS	18	8	17	20	8	9	10	14	10	6	9
Avg Return	23.8	28.5	28.4	22.9	27.6	33.4	30.6	24.8	25.0	23.7	27.1
Returned for TD	0	0	1	0	0	0	0	0	0	0	0
PENALTIES	63	53	34	67	54	61	43	50	39	38	47
Yards Penalized	549	399	275	511	480	514	312	363	348	296	366
FUMBLES BY	8	7	11	8	9	5	8	11	4	11	9
Fumbles Lost	4	2	5	4	7	4	3	5	2	3	7
Opp Fumbles	7	13	6	9	7	8	12	4	10	5	4
Opp Fumbles Lost	3	6	2	4	5	4	8	2	3	4	0
POSS. TIME (avg)	31:09	29:34	27:50	30:58	29:37	32:55	26:01	28:03	32:20	32:03	29:34
TOUCHDOWNS	29	28	23	14	17	19	20	19	19	12	14
Rushing	11	13	7	3	7	8	9	7	10	4	6
Passing	17	14	15	9	8	11	11	11	8	8	8
Returns	1	1	1	2	2	0	0	1	1	0	0
EXTRA POINT KICKS	29/29	26/28	20/21	9/11	16/16	17/17	19/19	17/17	17/18	9/11	11/11
2-PT CONVERSIONS	0/0	0/0	1/2	2/3	0/1	0/2	0/1	1/2	0/1	0/1	2/3
FIELD GOALS MADE/ATTEMPTED	13/17	12/15	11/15	13/16	17/18	19/21	12/14	13/14	14/16	17/18	15/17
POINTS SCORED	242	230	195	138	173	188	175	172	173	132	144



# 2024 NATIONAL FOOTBALL LEAGUE

## TEAM DEFENSIVE TOTALS

CATEGORY	BAL	BUF	CIN	CLE	DEN	HOU	IND	JAX	KC	LAC	LV
POINTS ALLOWED	209	146	203	186	120	179	172	224	123	91	210
OPP FIRST DOWNS	168	152	178	143	141	133	169	175	122	111	146
Rushing	28	47	78	55	41	48	65	50	35	39	52
Passing	123	92	88	78	80	70	91	108	74	61	82
Penalty	17	13	12	10	20	15	13	17	13	11	12
OPP YARDS GAINED (tot)	2890	2627	2869	2612	2261	2242	3037	3057	2065	2138	2552
Avg per Game	361.3	328.4	358.6	326.5	282.6	280.3	379.6	382.1	295.0	305.4	319.0
OPP RUSHING (net)	559	962	1114	1007	851	928	1215	888	576	784	1039
Avg per Game	69.9	120.3	139.3	125.9	106.4	116.0	151.9	111.0	82.3	112.0	129.9
Rushes	170	200	257	223	212	196	271	212	163	165	227
Yards per Rush	3.3	4.8	4.3	4.5	4.0	4.7	4.5	4.2	3.5	4.8	4.6
OPP PASSING (net)	2331	1665	1755	1605	1410	1314	1822	2169	1489	1354	1513
Avg per Game	291.4	208.1	219.4	200.6	176.3	164.3	227.8	271.1	212.7	193.4	189.1
Pass Attempts	308	277	268	237	268	245	256	280	229	221	241
Pass Completions	207	183	174	140	175	130	175	197	146	142	162
Completion Pct	67.2%	66.1%	64.9%	59.1%	65.3%	53.1%	68.4%	70.4%	63.8%	64.3%	67.2%
Yards Gained	2493	1796	1812	1735	1578	1505	1943	2272	1543	1473	1653
Sacked	24	20	12	21	30	27	16	17	15	18	16
Yards Lost	162	131	57	130	168	191	121	103	54	119	140
INTERCEPTED BY	5	8	6	1	7	8	4	2	5	6	4
Yards Returned	0	87	117	0	186	92	5	22	23	64	63
Returned for TD	0	1	0	0	1	0	0	0	0	0	0
OPP PUNT RETURNS	11	13	14	21	14	12	13	14	7	13	11
Avg Return	8.0	9.4	6.7	13.3	6.9	4.9	11.7	9.3	8.9	8.9	14.1
Returned for TD	0	0	0	1	0	0	0	0	0	0	0
OPP KICKOFF RETURNS	11	9	9	18	14	21	4	4	8	9	14
Avg Return	26.6	32.7	25.1	27.9	23.9	26.3	32.5	28.8	28.0	28.6	24.0
Returned for TD	0	1	0	1	0	0	0	0	0	0	0
OPP TOUCHDOWNS	23	16	24	21	12	21	18	26	13	9	23
Rushing	6	5	11	9	4	5	7	9	4	3	10
Passing	17	9	12	10	8	16	11	17	9	6	10
Returns	0	2	1	2	0	0	0	0	0	0	3

# 2024 NATIONAL FOOTBALL LEAGUE

## TEAM OFFENSIVE TOTALS

CATEGORY	MIA	NE	NYJ	PIT	TEN	ARI	ATL	CAR	CHI	DAL	DET
GAMES (W-L-T)	2-5-0	2-6-0	2-6-0	6-2-0	1-6-0	4-4-0	5-3-0	1-7-0	4-3-0	3-4-0	6-1-0
FIRST DOWNS	128	127	149	151	127	155	165	127	133	134	154
Rushing	47	44	38	60	47	65	54	44	47	33	59
Passing	68	69	96	70	64	77	98	74	69	85	84
Penalty	13	14	15	21	16	13	13	9	17	16	11
YDS GAINED (tot)	2226	2088	2485	2625	1971	2708	2973	2255	2116	2311	2696
Avg per Game	318.0	261.0	310.6	328.1	281.6	338.5	371.6	281.9	302.3	330.1	385.1
RUSHING (net)	922	889	689	1105	838	1134	966	832	825	519	1097
Avg per Game	131.7	111.1	86.1	138.1	119.7	141.8	120.8	104.0	117.9	74.1	156.7
Rushes	213	205	177	266	189	219	207	184	202	152	216
Yards per Rush	4.3	4.3	3.9	4.2	4.4	5.2	4.7	4.5	4.1	3.4	5.1
PASSING (net)	1304	1199	1796	1520	1133	1574	2007	1423	1291	1792	1599
Avg per Game	186.3	149.9	224.5	190.0	161.9	196.8	250.9	177.9	184.4	256.0	228.4
Attempts	225	243	292	218	220	232	273	264	223	276	197
Completions	143	147	181	143	139	156	186	167	140	176	146
Completion Pct	63.6%	60.5%	62.0%	65.6%	63.2%	67.2%	68.1%	63.3%	62.8%	63.8%	74.1%
Yards Gained	1434	1392	1932	1667	1265	1638	2120	1512	1448	1897	1747
Sacked	19	27	18	21	20	11	15	16	22	18	18
Yards Lost	130	193	136	147	132	64	113	89	157	105	148
Had Intercepted	4	3	7	1	10	3	7	11	5	9	4
Yards Opp Ret	64	73	104	0	128	34	107	197	36	112	31
Opp TDs on Int	1	1	1	0	2	0	0	1	0	0	0
PUNTS	27	41	35	32	36	25	20	35	33	21	23
Avg Yards	45.4	50.9	47.0	47.0	48.4	49.8	47.1	45.9	48.5	50.1	52.5
PUNT RETURNS	10	15	22	16	21	5	9	10	12	6	19
Avg Return	13.9	13.1	9.6	12.9	8.2	8.2	10.4	9.4	8.5	18.2	16.6
Returned for TD	0	0	0	1	0	0	0	0	0	1	1
KICKOFF RETURNS	6	12	16	7	14	19	12	27	12	18	6
Avg Return	28.5	23.7	25.9	21.0	26.3	29.0	25.2	25.6	27.9	31.1	35.5
Returned for TD	0	0	0	0	0	1	0	0	0	0	0
PENALTIES	51	49	63	52	50	39	49	56	45	53	50
Yards Penalized	455	412	567	392	404	344	428	458	340	391	448
FUMBLES BY	13	12	9	9	11	12	9	8	7	11	6
Fumbles Lost	4	5	2	4	6	6	3	3	3	4	1
Opp Fumbles	6	13	8	12	7	10	9	6	10	6	8
Opp Fumbles Lost	2	4	4	5	2	5	3	5	6	1	5
POSS. TIME (avg)	31:19	28:27	30:03	31:43	32:19	27:44	27:33	27:41	30:21	27:32	30:19
TOUCHDOWNS	9	13	18	17	13	19	21	14	20	14	29
Rushing	5	6	5	8	6	6	5	5	9	3	13
Passing	4	7	13	8	7	11	14	9	9	10	15
Returns	0	0	0	1	0	2	2	0	2	1	1
EXTRA POINT KICKS	7/7	11/11	13/14	16/16	13/13	16/16	18/18	13/13	15/16	12/12	27/28
2-PT CONVERSIONS	0/2	1/2	1/4	0/1	0/0	2/3	1/2	0/1	2/4	0/2	0/0
FIELD GOALS MADE/ATTEMPTED	12/16	11/13	9/15	23/24	9/9	14/15	16/20	9/10	8/10	18/20	11/11
POINTS SCORED	97	124	150	187	120	178	194	124	163	150	234

# 2024 NATIONAL FOOTBALL LEAGUE

## TEAM DEFENSIVE TOTALS

CATEGORY	MIA	NE	NYJ	PIT	TEN	ARI	ATL	CAR	CHI	DAL	DET
POINTS ALLOWED	157	197	170	119	196	205	195	271	119	198	134
OPP FIRST DOWNS	120	166	148	135	111	180	171	185	121	142	150
Rushing	50	59	62	44	39	67	69	72	43	68	38
Passing	60	90	65	84	58	102	94	95	70	66	88
Penalty	10	17	21	7	14	11	8	18	8	8	24
OPP YARDS GAINED (tot)	2100	2853	2295	2484	1858	3012	2785	3100	2233	2608	2446
Avg per Game	300.0	356.6	286.9	310.5	265.4	376.5	348.1	387.5	319.0	372.6	349.4
OPP RUSHING (net)	866	1065	1006	724	797	1127	1061	1237	840	1082	713
Avg per Game	123.7	133.1	125.8	90.5	113.9	140.9	132.6	154.6	120.0	154.6	101.9
Rushes	197	236	242	183	185	244	242	274	178	225	153
Yards per Rush	4.4	4.5	4.2	4.0	4.3	4.6	4.4	4.5	4.7	4.8	4.7
OPP PASSING (net)	1234	1788	1289	1760	1061	1885	1724	1863	1393	1526	1733
Avg per Game	176.3	223.5	161.1	220.0	151.6	235.6	215.5	232.9	199.0	218.0	247.6
Pass Attempts	189	246	224	270	190	247	269	238	226	197	267
Pass Completions	117	166	134	173	117	177	195	171	139	129	174
Completion Pct	61.9%	67.5%	59.8%	64.1%	61.6%	71.7%	72.5%	71.9%	61.5%	65.5%	65.2%
Yards Gained	1296	1872	1440	1908	1173	1965	1768	1913	1538	1619	1853
Sacked	9	15	23	19	14	15	6	9	20	16	20
Yards Lost	62	84	151	148	112	80	44	50	145	93	120
INTERCEPTED BY	3	3	2	10	1	5	7	3	7	4	10
Yards Returned	2	37	0	142	30	10	93	34	64	9	89
Returned for TD	0	0	0	0	0	0	1	0	1	0	0
OPP PUNT RETURNS	9	23	18	13	25	12	12	13	15	11	8
Avg Return	10.0	13.6	8.7	4.9	18.2	12.3	12.2	9.9	10.2	13.7	5.0
Returned for TD	0	1	0	0	1	0	0	0	0	0	0
OPP KICKOFF RETURNS	9	6	5	14	7	6	19	15	18	17	10
Avg Return	23.7	24.5	22.2	27.3	35.7	36.8	27.5	25.1	29.3	25.2	34.9
Returned for TD	0	0	0	0	0	0	0	0	0	0	0
OPP TOUCHDOWNS	16	22	17	12	22	22	19	32	11	22	14
Rushing	10	10	10	4	7	10	5	14	6	12	7
Passing	5	10	6	8	11	11	13	17	5	10	6
Returns	1	2	1	0	4	1	1	1	0	0	1

# 2024 NATIONAL FOOTBALL LEAGUE

## TEAM OFFENSIVE TOTALS

CATEGORY	GB	LAR	MIN	NO	NYG	PHI	SEA	SF	TB	WAS	NFL/Avg
GAMES (W-L-T)	6-2-0	3-4-0	5-2-0	2-6-0	2-6-0	5-2-0	4-4-0	4-4-0	4-4-0	6-2-0	---
FIRST DOWNS	164	145	125	146	144	146	172	173	186	181	148.9
Rushing	62	52	39	59	50	69	40	64	56	69	52.3
Passing	86	76	72	73	84	70	114	94	115	96	83.5
Penalty	16	17	14	14	10	7	18	15	15	16	13.0
YDS GAINED (tot)	3104	2265	2275	2556	2429	2570	2811	3302	3116	3170	2581.6
Avg per Game	388.0	323.6	325.0	319.5	303.6	367.1	351.4	412.8	389.5	396.3	335.8
RUSHING (net)	1255	709	780	931	868	1161	714	1272	1048	1326	941.6
Avg per Game	156.9	101.3	111.4	116.4	108.5	165.9	89.3	159.0	131.0	165.8	122.5
Rushes	257	183	185	216	207	240	168	248	207	255	208.9
Yards per Rush	4.9	3.9	4.2	4.3	4.2	4.8	4.3	5.1	5.1	5.2	4.5
PASSING (net)	1849	1556	1495	1625	1561	1409	2097	2030	2068	1844	1640.0
Avg per Game	231.1	222.3	213.6	203.1	195.1	201.3	262.1	253.8	258.5	230.5	213.3
Attempts	240	233	190	257	287	192	309	242	284	232	246.7
Completions	153	157	128	164	177	132	213	156	202	167	161.2
Completion Pct	63.8%	67.4%	67.4%	63.8%	61.7%	68.8%	68.9%	64.5%	71.1%	72.0%	65.3%
Yards Gained	1927	1671	1634	1740	1712	1544	2232	2101	2189	1939	1761.4
Sacked	12	17	22	21	26	19	21	16	20	18	18.7
Yards Lost	78	115	139	115	151	135	135	71	121	95	121.4
Had Intercepted	9	5	5	6	5	4	7	7	9	2	5.5
Yards Opp Ret	78	63	26	47	39	57	49	20	88	0	61.1
Opp TDs on Int	1	0	0	1	1	0	0	0	0	0	0.3
PUNTS	29	23	26	35	39	23	33	22	22	17	29.8
Avg Yards	48.1	46.4	46.9	44.9	47.5	49.4	49.9	43.6	43.7	44.9	48.1
PUNT RETURNS	11	7	11	15	14	11	11	12	9	8	13.0
Avg Return	8.1	11.3	5.2	12.4	6.1	10.1	7.6	7.0	9.0	15.9	10.4
Returned for TD	0	0	0	1	0	0	0	0	0	0	0.2
KICKOFF RETURNS	5	5	5	18	19	12	21	10	15	11	12.5
Avg Return	28.4	27.0	22.4	27.3	25.5	24.9	30.7	26.7	27.3	29.9	27.0
Returned for TD	0	0	0	0	0	0	1	0	0	0	0.1
PENALTIES	57	36	54	48	47	43	62	45	50	49	49.9
Yards Penalized	418	277	390	461	347	311	476	392	373	359	401.8
FUMBLES BY	6	3	9	7	12	8	10	11	10	8	8.8
Fumbles Lost	3	3	5	5	5	4	5	4	3	1	3.9
Opp Fumbles	14	7	9	10	8	9	10	13	14	8	8.8
Opp Fumbles Lost	9	3	3	3	6	1	3	5	5	4	3.9
POSS. TIME (avg)	31:48	29:24	28:54	29:02	31:25	31:26	27:44	32:50	31:35	31:36	30:00
TOUCHDOWNS	24	17	21	21	11	20	22	21	28	24	19.1
Rushing	5	8	4	10	4	12	11	9	6	14	7.5
Passing	18	7	14	10	6	8	8	10	21	9	10.6
Returns	1	2	3	1	1	0	3	2	1	1	1.0
EXTRA POINT KICKS	22/22	13/15	20/20	18/20	6/7	18/18	20/20	18/19	24/25	21/21	96.7%
2-PT CONVERSIONS	1/2	0/2	0/1	0/1	0/4	2/2	0/2	0/2	1/3	1/2	31.0%
FIELD GOALS MADE/ATTEMPTED	16/21	9/11	14/14	13/14	15/18	9/11	12/15	22/23	13/14	23/27	86.3%
POINTS SCORED	216	144	188	185	117	171	190	210	235	236	174.2



# 2024 NATIONAL FOOTBALL LEAGUE

## TEAM DEFENSIVE TOTALS

CATEGORY	GB	LAR	MIN	NO	NYG	PHI	SEA	SF	TB	WAS	NFL/Avg
POINTS ALLOWED	170	174	137	206	175	132	195	182	213	167	174.2
OPP FIRST DOWNS	158	143	141	165	139	124	162	143	171	152	148.9
Rushing	58	60	23	62	53	43	64	47	58	58	52.3
Passing	88	70	104	90	77	73	84	88	97	83	83.5
Penalty	12	13	14	13	9	8	14	8	16	11	13.0
OPP YARDS GAINED (tot)	2619	2462	2431	3142	2649	2106	2852	2518	3096	2611	2581.6
Avg per Game	327.4	351.7	347.3	392.8	331.1	300.9	356.5	314.8	387.0	326.4	335.8
OPP RUSHING (net)	893	974	587	1149	1134	749	1187	846	1053	1117	941.6
Avg per Game	111.6	139.1	83.9	143.6	141.8	107.0	148.4	105.8	131.6	139.6	122.5
Rushes	208	214	152	219	209	166	240	197	203	221	208.9
Yards per Rush	4.3	4.6	3.9	5.3	5.4	4.5	5.0	4.3	5.2	5.1	4.5
OPP PASSING (net)	1726	1488	1844	1993	1515	1357	1665	1672	2043	1494	1640.0
Avg per Game	215.8	212.6	263.4	249.1	189.4	193.9	208.1	209.0	255.4	186.8	213.3
Pass Attempts	260	197	289	279	228	225	252	260	296	215	246.7
Pass Completions	165	128	186	179	162	140	170	161	199	144	161.2
Completion Pct	63.5%	65.0%	64.4%	64.2%	71.1%	62.2%	67.5%	61.9%	67.2%	67.0%	65.3%
Yards Gained	1885	1602	2004	2108	1735	1497	1813	1764	2191	1617	1761.4
Sacked	21	14	24	18	35	20	21	20	21	21	18.7
Yards Lost	159	114	160	115	220	140	148	92	148	123	121.4
INTERCEPTED BY	10	5	12	10	1	3	5	10	5	3	5.5
Yards Returned	116	6	121	160	1	1	72	156	28	124	61.1
Returned for TD	1	1	2	0	0	0	0	1	0	1	0.3
OPP PUNT RETURNS	11	9	11	13	16	11	16	9	9	8	13.0
Avg Return	7.0	9.6	5.8	7.0	12.5	8.0	10.8	17.8	14.3	7.5	10.4
Returned for TD	0	0	0	0	1	0	0	0	1	0	0.2
OPP KICKOFF RETURNS	19	1	5	32	5	5	18	20	11	36	12.5
Avg Return	25.6	27.0	24.0	25.3	30.2	20.4	24.2	30.7	28.2	25.3	27.0
Returned for TD	0	0	0	0	0	0	0	1	0	0	0.1
OPP TOUCHDOWNS	20	19	17	21	18	13	22	21	24	20	19.1
Rushing	7	6	3	10	6	4	9	10	8	8	7.5
Passing	12	12	14	7	9	8	12	10	15	12	10.6
Returns	1	1	0	4	3	1	1	1	1	0	1.0

# 2024 NATIONAL FOOTBALL LEAGUE

---

# 2024 NATIONAL FOOTBALL LEAGUE

## AFC TEAM RANKINGS

TEAM	OFFENSE			DEFENSE		
	TOTAL	RUSH	PASS	TOTAL	RUSH	PASS
BAL	*1	*1	1	14	*1	16
BUF	4	5	6	11	9	9
CIN	8	14	2	13	15	11
CLE	15	13	14	10	12	8
DEN	12	7	13	3	4	4
HOU	2	10	3	2	8	3
IND	7	4	9	15	16	14
JAX	5	8	7	16	5	15
KC	3	6	4	5	2	10
LAC	10	11	10	7	6	7
LV	13	16	8	9	13	6
MIA	9	3	12	6	10	5
NE	16	12	16	12	14	13
NYJ	11	15	5	4	11	2
PIT	6	2	11	8	3	12
TEN	14	9	15	*1	7	*1

## NFC TEAM RANKINGS

TEAM	OFFENSE			DEFENSE		
	Total	Rush	Pass	Total	Rush	Pass
ARI	9	6	13	13	11	12
ATL	6	8	5	8	8	8
CAR	16	13	16	15	16	11
CHI	15	9	15	3	6	4
DAL	10	16	3	12	15	10
DET	5	5	8	9	2	13
GB	4	4	6	5	5	9
LAR	12	14	9	10	9	7
MIN	11	11	10	7	1	16
NO	13	10	11	16	13	14
NYG	14	12	14	6	12	2
PHI	7	1	12	1	4	3
SEA	8	15	*1	11	14	5
SF	1	3	4	2	3	6
TB	3	7	2	14	7	15
WAS	2	2	7	4	10	1

t = Tied for position

\* = League Leader

# 2024 NATIONAL FOOTBALL LEAGUE

---

## NFL TEAM RANKINGS

TEAM	OFFENSE			DEFENSE		
	TOTAL	RUSH	PASS	TOTAL	RUSH	PASS
ARI	12	7	22	27	26	26
ATL	7	15	6	19	21	18
BAL	*1	*1	5	25	*1	32
BUF	13	12	15	16	15	13t
CAR	29	25	30	31	32	25
CHI	27	19	28	11t	14	11
CIN	18	28	7	24	24	21
CLE	31	27	29	14	18	12
DAL	15	32	3	26	31	20
DEN	25	14	27	3	7	4
DET	6	6	11	20	5	27
GB	5	5	9	15	10	19
HOU	9t	18	8	2	13	3
IND	17	11	21	28	30	24
JAX	14	16	16	29	9	31
KC	11	13	12	5	2	17
LAC	23	20	24	8	11	9
LAR	20	26	14	21	23	16
LV	28	31	18	11t	19	7
MIA	22	9	26	6	16	5
MIN	19	22	17	18	3	30
NE	32	23	32	23	22	23
NO	21	21	19	32	28	28
NYG	26	24	23	17	27	8
NYJ	24	30	13	4	17	2
PHI	8	2	20	7	8	10
PIT	16	8	25	9	4	22
SEA	9t	29	*1	22	29	13t
SF	2	4	4	10	6	15
TB	4	10	2	30	20	29
TEN	30	17	31	*1	12	*1
WAS	3	3	10	13	25	6

t = Tied for position

\* = League Leader



# 2024 NATIONAL FOOTBALL LEAGUE

## AFC TEAM OFFENSE RANK

TEAM	(A)	(B)	(C)	(D)	(E)	(F)	(G)	(H)	(I)	(J)	(K)	(L)	(M)	(N)	(O)	(P)	(Q)
BAL	1	1	1	1	1	1	4	3	1	2	9	9	12	14	13	1	13
BUF	4	2	5	8	6	2	1	2	3	10	1	8	3t	10	12	2	12
CIN	8	4	14	12	2	3	5	8	5t	3	10t	15	5	6	2	4	15
CLE	15	16	13	11	14	16	9	16	15	16	8	10	15	1	4	13	11
DEN	12	11	7	4	13	11	11	1	13	13	3	7	6	13	8	8	3t
HOU	2	6	10	9	3	9	7	9	4	7	6t	14	1	16	10	5	6
IND	7	5	4	3	9	8	13	6	9	9	4	5	2	7	6	7	9
JAX	5	3	8	2	7	6	8	7	7	14	10t	1	11	3	1	9	5
KC	3	7	6	14	4	4	15	4	2	1	2	6	10	2	3	3	8
LAC	10	9	11	13	10	7	3	12t	14	4	13t	11	13t	8	5	10	3t
LV	13	13	16	16	8	12	14	11	12	12	13t	16	7	4	7	12	7
MIA	9	12	3	7	12	13	10	10	10	8	16	2	3t	15	14	16	14
NE	16	15	12	6	16	15	6	15	16	11	5	3	13t	5	11	15	10
NYJ	11	10	15	15	5	10	12	5	8	5	15	12	9	11	15	11	16
PIT	6	8	2	10	11	5	2	14	5t	6	6t	4	16	12	9	6	2
TEN	14	14	9	5	15	14	16	12t	11	15	10t	13	8	9	16	14	1

## AFC TEAM DEFENSE RANK

TEAM	(A)	(B)	(C)	(D)	(E)	(F)	(G)	(H)	(I)	(J)	(K)	(L)	(M)	(N)	(O)	(P)	(Q)	(R)	(S)
BAL	14	15	1	1	16	15	9	6	13	16	7t	5	8	5	11	13	4t	6	1
BUF	11	8	9	16	9	5	3	8	11	11	2t	10	15	12	12	5	9	1	9
CIN	13	11	15	8	11	12	6	16	16	14	14	3	6	16	15	12	4t	9	12
CLE	10	12	12	12	8	10	16	4	8	2	11	13	10	13	5	10	2	11	15
DEN	3	1	4	4	4	1	5	1	7	10	2t	4	3	7	10	3	14	4	4
HOU	2	4	8	14	3	2	2	2	3	5	15	2	7	14	16	8	15t	7	2
IND	15	13	16	10	14	13	11	12	14	12	10	12	14	1	4	7	8	8	14
JAX	16	16	5	6	15	16	14	14	15	13	13	9	13	9	7	15t	11	12	13
KC	5	5	2	2	10	9	7	11	6	7	4	7	11	15	13	4	10	3	3
LAC	7	9	6	15	7	6	4	5	1t	4	5t	8	12	8	14	1	1	5	10
LV	9	7	13	13	6	7	8	10	9	9	7t	15	4	4	8	14	13	13	11
MIA	6	10	10	9	5	11	10	15	5	1	5t	11	2	10	6	9	7	14	6
NE	12	14	14	11	13	14	12	13	12	15	1	14	5	2	1	11	3	15	16
NYJ	4	2	11	5	2	4	13	3	10	8	16	6	1	3	2	6	12	10	5
PIT	8	6	3	3	12	8	1	9	4	6	7t	1	9	6	3	2	4t	2	7
TEN	1	3	7	7	1	3	15	7	1t	3	12	16	16	11	9	15t	15t	16	8

- (A) Total Yards per Game
- (B) Total Yards per Play
- (C) Rushing Yards per Game
- (D) Rushing Yards per Attempt
- (E) Passing Net Yards per Game
- (F) Passing Net Yards per Play
- (G) Passing, Percent Had Intercepted
- (H) Sacks per Pass Play
- (I) First Downs per Game
- (J) Third Down Efficiency

- (K) Fourth Down Efficiency
- (L) Punt Return Average
- (M) Kickoff Return Average
- (N) Gross Punting Average
- (O) Net Punting Average
- (P) Points per Game
- (Q) Field Goal Percentage
- (R) Points per Game Differential (combined offense/defense)
- (S) Net Yards per Game Differential (combined offense/defense)

# 2024 NATIONAL FOOTBALL LEAGUE

## NFC TEAM OFFENSE RANK

TEAM	(A)	(B)	(C)	(D)	(E)	(F)	(G)	(H)	(I)	(J)	(K)	(L)	(M)	(N)	(O)	(P)	(Q)
ARI	9	7	6	2	13	9	2	1	10	5	15	11	5	4	3	12	4
ATL	6	6	8	8	5	6	10	3	8	7	3	6	14	9	14	8	13t
CAR	16	14	13	9	16	15	16	4	16	16	16	8	12	12	10	15	7t
CHI	15	15	9	14	15	14	7	14	12	15	4	10	7	6	6	10	13t
DAL	10	12	16	16	3	12	14	5	11	6	14	1	2	2	8	13	7t
DET	5	3	5	4	8	2	4	13	3	4	8t	2	1	1	1	1	1t
GB	4	4	4	6	6	4	15	2	9	9	8t	12	6	7	2	4	16
LAR	12	11	14	15	9	11	6	9	7	11	7	5	10	11	9	14	11t
MIN	11	8	11	12	10	5	11	16	15	8	8t	16	16	10	5	5	1t
NO	13	13	10	10	11	13	9	11	13	10	6	4	8	13	12	11	5t
NYG	14	16	12	13	14	16	3	12	14	14	5	15	13	8	11	16	10
PHI	7	9	1	7	12	8	5	15	6	12	2	7	15	5	4	7	11t
SEA	8	10	15	11	1	10	8	7	5	13	12	13	3	3	7	9	13t
SF	1	1	3	3	4	1	12	6	4	3	13	14	11	16	16	6	3
TB	3	5	7	5	2	7	13	8	1	1	8t	9	9	15	15	3	5t
WAS	2	2	2	1	7	3	1	10	2	2	1	3	4	14	13	2	9

## NFC TEAM DEFENSE RANK

TEAM	(A)	(B)	(C)	(D)	(E)	(F)	(G)	(H)	(I)	(J)	(K)	(L)	(M)	(N)	(O)	(P)	(Q)	(R)	(S)
ARI	13	13	11	8	12	15	10	14	15	16	12	12	16	7	10	12	15	12	13
ATL	8	6	8	4	8	9	7	16	12t	14	7t	11	10	1	3	9t	16	9	6
CAR	15	12	16	6	11	16	15	15	16	15	1t	8	4	9	7	16	14	16	16
CHI	3	3	6	10	4	2	6	4	1	2	9	9	12	6	8	1	4t	4	9
DAL	12	15	15	11	10	14	9	7	9	6	14	14	5	5	4	15	13	14	14
DET	9	7	2	9	13	6	4	10	14	1	1t	1	15	10	1	3	10t	1	5
GB	5	5	5	2	9	8	2t	8	6	4t	5t	3t	8	15	13	6	9	5	4
LAR	10	11	9	7	7	13	8	11	10	7	16	7	9	14	9	11	12	13	12
MIN	7	2	1	1	16	4	1	6	7	4t	1t	2	2	8	11	4	1	3	10
NO	16	16	13	15	14	12	5	13	11	8	4	3t	6	2t	2	13	7t	11	15
NYG	6	9	12	16	2	3	16	1	2	3	13	13	13	12	12	7	6	15	11
PHI	1	1	4	5	3	1	14	3	3	10	10t	6	1	2t	6	2	4t	6	3
SEA	11	8	14	12	5	7	11	5	8	11	5t	10	3	11	15	9t	3	10	8
SF	2	4	3	3	6	5	2t	9	4	13	10t	16	14	16	16	8	10t	7	1
TB	14	14	7	14	15	11	12	12	12t	9	15	15	11	4	5	14	2	8	7
WAS	4	10	10	13	1	10	13	2	5	12	7t	5	7	13	14	5	7t	2	2

- (A) Total Yards per Game
- (B) Total Yards per Play
- (C) Rushing Yards per Game
- (D) Rushing Yards per Attempt
- (E) Passing Net Yards per Game
- (F) Passing Net Yards per Play
- (G) Passing, Percent Had Intercepted
- (H) Sacks per Pass Play
- (I) First Downs per Game
- (J) Third Down Efficiency

- (K) Fourth Down Efficiency
- (L) Punt Return Average
- (M) Kickoff Return Average
- (N) Gross Punting Average
- (O) Net Punting Average
- (P) Points per Game
- (Q) Field Goal Percentage
- (R) Points per Game Differential (combined offense/defense)
- (S) Net Yards per Game Differential (combined offense/defense)

# 2024 NATIONAL FOOTBALL LEAGUE

## NFL TEAM OFFENSE RANK

TEAM	(A)	(B)	(C)	(D)	(E)	(F)	(G)	(H)	(I)	(J)	(K)	(L)	(M)	(N)	(O)	(P)	(Q)
BAL	1	1	1	1	5	1	4	5	1	3	14	14	27	25	23	2	28
BUF	13	9	12	17	15	6	1	2	12	21t	1t	13	8t	17	21	5	24t
CIN	18	13	28	26	7	10	6	16	17t	5	17t	28	10	7	3	11	31
CLE	31	32	27	24	29	32	11	32	30	32	12	15	30	2	5	27	23
DEN	25	24	14	13	27	24	14	1	28	28	5	12	13	23	13	20	6t
HOU	9t	16	18	18	8	20	9	20	13	16	10t	26	2	30	18	14	12
IND	17	15	11	10	21	19	27	10	21	20	7t	9	5	11	8	19	17
JAX	14	10	16	7	16	16	10	15	19	29	17t	1	26	4	2	21	9t
KC	11	17	13	28	12	12	30	6	6	2	3	11	24	3	4	9	16
LAC	23	20	20	27	24	17	3	24t	29	9	28t	17	28t	13	7	24	6t
LV	28	28	31	31	18	25	28	22	27	26	28t	29t	16	5	9	26	15
MIA	22	25	9	16	26	26	13	21	22	18	32	5	8t	27	25	32	30
NE	32	31	23	15	32	31	7	30	31t	24	9	6	28t	6	20	29t	19
NYJ	24	23	30	29	13	23	21	9	20	11	31	19	20	20	27	25	32
PIT	16	19	8	23	25	14	2	27	17t	14	10t	7	32	21	15	15	4
TEN	30	30	17	14	31	30	32	24t	24	31	17t	24	19	15	32	28	1t
ARI	12	8	7	3	22	13	8	3	14	8	27	23	7	10	10	18	8
ATL	7	7	15	11	6	8	22	7	10	12	6	16	23	19	29	12	24t
CAR	29	26	25	12	30	28	31	8	31t	30	30	20	21	26	22	29t	13t
CHI	27	27	19	25	28	27	18	28	16	27	7t	22	12	14	14	16	24t
DAL	15	21	32	32	3	21	26	11	15	10	26	2	3	8	17	22	13t
DET	6	4	6	5	11	3	15	26	4	7	17t	3	1	1	1	1	1t
GB	5	5	5	8	9	5	29	4	11	15	17t	25	11	16	6	6	29
LAR	20	18	26	30	14	18	17	17	9	19	16	10	17	24	19	23	21t
MIN	19	11	22	21	17	7	23	31	26	13	17t	32	31	22	12	7	1t
NO	21	22	21	19	19	22	20	19	23	17	15	8	14	28	26	17	9t
NYG	26	29	24	22	23	29	12	23	25	25	13	31	22	18	24	31	20
PHI	8	12	2	9	20	11	16	29	8	21t	4	18	25	12	11	10	21t
SEA	9t	14	29	20	1	15	19	13	7	23	24	27	4	9	16	13	24t
SF	2	2	4	4	4	2	24	12	5	6	25	29t	18	32	31	8	5
TB	4	6	10	6	2	9	25	14	2	1	17t	21	15	31	30	4	9t
WAS	3	3	3	2	10	4	5	18	3	4	1t	4	6	29	28	3	18

- (A) Total Yards per Game
- (B) Total Yards per Play
- (C) Rushing Yards per Game
- (D) Rushing Yards per Attempt
- (E) Passing Net Yards per Game
- (F) Passing Net Yards per Play
- (G) Passing, Percent Had Intercepted
- (H) Sacks per Pass Play
- (I) First Downs per Game

- (J) Third Down Efficiency
- (K) Fourth Down Efficiency
- (L) Punt Return Average
- (M) Kickoff Return Average
- (N) Gross Punting Average
- (O) Net Punting Average
- (P) Points per Game
- (Q) Field Goal Percentage

# 2024 NATIONAL FOOTBALL LEAGUE

## NFL TEAM DEFENSE RANK

TEAM	(A)	(B)	(C)	(D)	(E)	(F)	(G)	(H)	(I)	(J)	(K)	(L)	(M)	(N)	(O)	(P)	(Q)	(R)	(S)
BAL	25	25	1	1	32	27	21	14	24	29	18t	10t	16	13	18	26	6t	12	2
BUF	16	12	15	27	13t	6	9	18	15t	22	2t	16	29	26	21	6	15	2	15
CIN	24	15	24	11	21	20	14	30	30	27	28	5	10	31	30	23	6t	19	24
CLE	14	18	18	18	12	18	32	7	11t	3	23	26	20	27	9	18	3	24	29
DEN	3	1	7	5	4	1	11	2	9	16	2t	6	4	15	17	3	23t	7	9
HOU	2	4	13	24	3	2	7	3	3	8	30	2	15	28	31	15	30t	15	3
IND	28	21	30	14	24	24	23	25	25	24	22	22	28	4	8	13	13t	16	28
JAX	29	31	9	7	31	31	29	28	29	25	27	15	24	20	13	29t	17	25	27
KC	5	5	2	2	17	16	15	23	8	12	8	13	21	30	24	5	16	6	7
LAC	8	13	11	25	9	8	10	11	1t	5	9t	14	23	18	28	1	2	9	16
LV	11t	10	19	20	7	10	20	22	13	15	18t	29	5t	10	14	27	19	28	23
MIA	6	14	16	13	5	19	22	29	5	2	9t	19	3	23	12	16	10	29	12
NE	23	24	22	16	23	26	27	26	23	28	1	27	8	7	2	21	5	30	31
NYJ	4	2	17	6	2	4	28	4	14	13	31	12	2	8	5	11t	18	20	10
PIT	9	8	4	4	22	14	5	21	4	11	18t	1	18	14	6	2	6t	4	13
TEN	1	3	12	10	1	3	30	17	1t	4	26	32	31	25	16	29t	30t	31	14
ARI	27	28	26	21	26	30	17	27	31	32	18t	24	32	11	22	24	29	22	25
ATL	19	17	21	12	18	21	12	32	26t	30	13t	23	19	1	4	19t	30t	17	11
CAR	31	27	32	17	25	32	26	31	32	31	2t	18	9	16	15	32	28	32	32
CHI	11t	9	14	23	11	7	8	8	6	6	15	20	25	9	19	4	11t	8	19
DAL	26	30	31	26	20	29	16	12	20	14	25	28	11	6	7	31	27	26	26
DET	20	19	5	22	27	13	4	16	28	1	2t	3	30	17	1	8	23t	1	8
GB	15	16	10	8	19	17	2t	13	17	9t	9t	7t	14	29	26	11t	22	10	6
LAR	21	26	23	19	16	28	13	19	21	17	32	17	17	24	20	22	26	23	22
MIN	18	7	3	3	30	11	1	10	18	9t	2t	4	5t	12	23	9	1	5	20
NO	32	32	28	31	28	25	6	24	22	18	7	7t	12	2t	3	25	20t	21	30
NYG	17	22	27	32	8	9	31	1	7	7	24	25	26	21	25	14	13t	27	21
PHI	7	6	8	15	10	5	25	6	10	20	16t	10t	1	2t	11	7	11t	11	5
SEA	22	20	29	28	13t	15	18	9	19	21	9t	21	7	19	29	19t	9	18	18
SF	10	11	6	9	15	12	2t	15	11t	26	16t	31	27	32	32	17	23t	13	1
TB	30	29	20	30	29	23	19	20	26t	19	29	30	22	5	10	28	4	14	17
WAS	13	23	25	29	6	22	24	5	15t	23	13t	9	13	22	27	10	20t	3	4

- (A) Total Yards per Game
- (B) Total Yards per Play
- (C) Rushing Yards per Game
- (D) Rushing Yards per Attempt
- (E) Passing Net Yards per Game
- (F) Passing Net Yards per Play
- (G) Passing, Percent Had Intercepted
- (H) Sacks per Pass Play
- (I) First Downs per Game
- (J) Third Down Efficiency

- (K) Fourth Down Efficiency
- (L) Punt Return Average
- (M) Kickoff Return Average
- (N) Gross Punting Average
- (O) Net Punting Average
- (P) Points per Game
- (Q) Field Goal Percentage
- (R) Points per Game Differential (combined offense/defense)
- (S) Net Yards per Game Differential (combined offense/defense)





# 2024 NATIONAL FOOTBALL LEAGUE

## AFC TOTAL OFFENSE

RANK	TEAM	TOTAL	RUSH	PASS	TOTAL/G	RUSH/G	PASS/G
1	Baltimore	3617	1600	2017	452.1	200.0	252.1
2	Houston	2811	951	1860	351.4	118.9	232.5
3	Kansas City	2436	855	1581	348.0	122.1	225.9
4	Buffalo	2692	978	1714	336.5	122.3	214.3
5	Jacksonville	2671	961	1710	333.9	120.1	213.8
6	Pittsburgh	2625	1105	1520	328.1	138.1	190.0
7	Indianapolis	2608	1024	1584	326.0	128.0	198.0
8	Cincinnati	2602	718	1884	325.3	89.8	235.5
9	Miami	2226	922	1304	318.0	131.7	186.3
10	Los Angeles Chargers	2180	820	1360	311.4	117.1	194.3
11	New York Jets	2485	689	1796	310.6	86.1	224.5
12	Denver	2458	971	1487	307.3	121.4	185.9
13	Las Vegas	2305	632	1673	288.1	79.0	209.1
14	Tennessee	1971	838	1133	281.6	119.7	161.9
15	Cleveland	2178	740	1438	272.3	92.5	179.8
16	New England	2088	889	1199	261.0	111.1	149.9
	<b>TOTALS</b>	<b>39953</b>	<b>14693</b>	<b>25260</b>	<b>322.2</b>	<b>118.5</b>	<b>203.7</b>

## AFC TOTAL DEFENSE

RANK	TEAM	TOTAL	RUSH	PASS	TOTAL/G	RUSH/G	PASS/G
1	Tennessee	1858	797	1061	265.4	113.9	151.6
2	Houston	2242	928	1314	280.3	116.0	164.3
3	Denver	2261	851	1410	282.6	106.4	176.3
4	New York Jets	2295	1006	1289	286.9	125.8	161.1
5	Kansas City	2065	576	1489	295.0	82.3	212.7
6	Miami	2100	866	1234	300.0	123.7	176.3
7	Los Angeles Chargers	2138	784	1354	305.4	112.0	193.4
8	Pittsburgh	2484	724	1760	310.5	90.5	220.0
9	Las Vegas	2552	1039	1513	319.0	129.9	189.1
10	Cleveland	2612	1007	1605	326.5	125.9	200.6
11	Buffalo	2627	962	1665	328.4	120.3	208.1
12	New England	2853	1065	1788	356.6	133.1	223.5
13	Cincinnati	2869	1114	1755	358.6	139.3	219.4
14	Baltimore	2890	559	2331	361.3	69.9	291.4
15	Indianapolis	3037	1215	1822	379.6	151.9	227.8
16	Jacksonville	3057	888	2169	382.1	111.0	271.1
	<b>TOTALS</b>	<b>39940</b>	<b>14381</b>	<b>25559</b>	<b>322.1</b>	<b>116.0</b>	<b>206.1</b>

# 2024 NATIONAL FOOTBALL LEAGUE

## NFC TOTAL OFFENSE

RANK	TEAM	TOTAL	RUSH	PASS	TOTAL/G	RUSH/G	PASS/G
1	San Francisco	3302	1272	2030	412.8	159.0	253.8
2	Washington	3170	1326	1844	396.3	165.8	230.5
3	Tampa Bay	3116	1048	2068	389.5	131.0	258.5
4	Green Bay	3104	1255	1849	388.0	156.9	231.1
5	Detroit	2696	1097	1599	385.1	156.7	228.4
6	Atlanta	2973	966	2007	371.6	120.8	250.9
7	Philadelphia	2570	1161	1409	367.1	165.9	201.3
8	Seattle	2811	714	2097	351.4	89.3	262.1
9	Arizona	2708	1134	1574	338.5	141.8	196.8
10	Dallas	2311	519	1792	330.1	74.1	256.0
11	Minnesota	2275	780	1495	325.0	111.4	213.6
12	Los Angeles Rams	2265	709	1556	323.6	101.3	222.3
13	New Orleans	2556	931	1625	319.5	116.4	203.1
14	New York Giants	2429	868	1561	303.6	108.5	195.1
15	Chicago	2116	825	1291	302.3	117.9	184.4
16	Carolina	2255	832	1423	281.9	104.0	177.9
	<b>TOTALS</b>	<b>42657</b>	<b>15437</b>	<b>27220</b>	<b>349.6</b>	<b>126.5</b>	<b>223.1</b>

## NFC TOTAL DEFENSE

RANK	TEAM	TOTAL	RUSH	PASS	TOTAL/G	RUSH/G	PASS/G
1	Philadelphia	2106	749	1357	300.9	107.0	193.9
2	San Francisco	2518	846	1672	314.8	105.8	209.0
3	Chicago	2233	840	1393	319.0	120.0	199.0
4	Washington	2611	1117	1494	326.4	139.6	186.8
5	Green Bay	2619	893	1726	327.4	111.6	215.8
6	New York Giants	2649	1134	1515	331.1	141.8	189.4
7	Minnesota	2431	587	1844	347.3	83.9	263.4
8	Atlanta	2785	1061	1724	348.1	132.6	215.5
9	Detroit	2446	713	1733	349.4	101.9	247.6
10	Los Angeles Rams	2462	974	1488	351.7	139.1	212.6
11	Seattle	2852	1187	1665	356.5	148.4	208.1
12	Dallas	2608	1082	1526	372.6	154.6	218.0
13	Arizona	3012	1127	1885	376.5	140.9	235.6
14	Tampa Bay	3096	1053	2043	387.0	131.6	255.4
15	Carolina	3100	1237	1863	387.5	154.6	232.9
16	New Orleans	3142	1149	1993	392.8	143.6	249.1
	<b>TOTALS</b>	<b>42670</b>	<b>15749</b>	<b>26921</b>	<b>349.8</b>	<b>129.1</b>	<b>220.7</b>

# 2024 NATIONAL FOOTBALL LEAGUE

## NFL TOTAL OFFENSE

RANK	TEAM	TOTAL	RUSH	PASS	TOTAL/G	RUSH/G	PASS/G
1	Baltimore	3617	1600	2017	452.1	200.0	252.1
2	San Francisco	3302	1272	2030	412.8	159.0	253.8
3	Washington	3170	1326	1844	396.3	165.8	230.5
4	Tampa Bay	3116	1048	2068	389.5	131.0	258.5
5	Green Bay	3104	1255	1849	388.0	156.9	231.1
6	Detroit	2696	1097	1599	385.1	156.7	228.4
7	Atlanta	2973	966	2007	371.6	120.8	250.9
8	Philadelphia	2570	1161	1409	367.1	165.9	201.3
9	Houston	2811	951	1860	351.4	118.9	232.5
9	Seattle	2811	714	2097	351.4	89.3	262.1
11	Kansas City	2436	855	1581	348.0	122.1	225.9
12	Arizona	2708	1134	1574	338.5	141.8	196.8
13	Buffalo	2692	978	1714	336.5	122.3	214.3
14	Jacksonville	2671	961	1710	333.9	120.1	213.8
15	Dallas	2311	519	1792	330.1	74.1	256.0
16	Pittsburgh	2625	1105	1520	328.1	138.1	190.0
17	Indianapolis	2608	1024	1584	326.0	128.0	198.0
18	Cincinnati	2602	718	1884	325.3	89.8	235.5
19	Minnesota	2275	780	1495	325.0	111.4	213.6
20	Los Angeles Rams	2265	709	1556	323.6	101.3	222.3
21	New Orleans	2556	931	1625	319.5	116.4	203.1
22	Miami	2226	922	1304	318.0	131.7	186.3
23	Los Angeles Chargers	2180	820	1360	311.4	117.1	194.3
24	New York Jets	2485	689	1796	310.6	86.1	224.5
25	Denver	2458	971	1487	307.3	121.4	185.9
26	New York Giants	2429	868	1561	303.6	108.5	195.1
27	Chicago	2116	825	1291	302.3	117.9	184.4
28	Las Vegas	2305	632	1673	288.1	79.0	209.1
29	Carolina	2255	832	1423	281.9	104.0	177.9
30	Tennessee	1971	838	1133	281.6	119.7	161.9
31	Cleveland	2178	740	1438	272.3	92.5	179.8
32	New England	2088	889	1199	261.0	111.1	149.9
	<b>TOTALS</b>	<b>82610</b>	<b>30130</b>	<b>52480</b>	<b>335.8</b>	<b>122.5</b>	<b>213.3</b>



# 2024 NATIONAL FOOTBALL LEAGUE

## NFL TOTAL DEFENSE

RANK	TEAM	TOTAL	RUSH	PASS	TOTAL/G	RUSH/G	PASS/G
1	Tennessee	1858	797	1061	265.4	113.9	151.6
2	Houston	2242	928	1314	280.3	116.0	164.3
3	Denver	2261	851	1410	282.6	106.4	176.3
4	New York Jets	2295	1006	1289	286.9	125.8	161.1
5	Kansas City	2065	576	1489	295.0	82.3	212.7
6	Miami	2100	866	1234	300.0	123.7	176.3
7	Philadelphia	2106	749	1357	300.9	107.0	193.9
8	Los Angeles Chargers	2138	784	1354	305.4	112.0	193.4
9	Pittsburgh	2484	724	1760	310.5	90.5	220.0
10	San Francisco	2518	846	1672	314.8	105.8	209.0
11	Chicago	2233	840	1393	319.0	120.0	199.0
11	Las Vegas	2552	1039	1513	319.0	129.9	189.1
13	Washington	2611	1117	1494	326.4	139.6	186.8
14	Cleveland	2612	1007	1605	326.5	125.9	200.6
15	Green Bay	2619	893	1726	327.4	111.6	215.8
16	Buffalo	2627	962	1665	328.4	120.3	208.1
17	New York Giants	2649	1134	1515	331.1	141.8	189.4
18	Minnesota	2431	587	1844	347.3	83.9	263.4
19	Atlanta	2785	1061	1724	348.1	132.6	215.5
20	Detroit	2446	713	1733	349.4	101.9	247.6
21	Los Angeles Rams	2462	974	1488	351.7	139.1	212.6
22	Seattle	2852	1187	1665	356.5	148.4	208.1
23	New England	2853	1065	1788	356.6	133.1	223.5
24	Cincinnati	2869	1114	1755	358.6	139.3	219.4
25	Baltimore	2890	559	2331	361.3	69.9	291.4
26	Dallas	2608	1082	1526	372.6	154.6	218.0
27	Arizona	3012	1127	1885	376.5	140.9	235.6
28	Indianapolis	3037	1215	1822	379.6	151.9	227.8
29	Jacksonville	3057	888	2169	382.1	111.0	271.1
30	Tampa Bay	3096	1053	2043	387.0	131.6	255.4
31	Carolina	3100	1237	1863	387.5	154.6	232.9
32	New Orleans	3142	1149	1993	392.8	143.6	249.1
	<b>TOTALS</b>	<b>82610</b>	<b>30130</b>	<b>52480</b>	<b>335.8</b>	<b>122.5</b>	<b>213.3</b>

# 2024 NATIONAL FOOTBALL LEAGUE

---

# 2024 NATIONAL FOOTBALL LEAGUE

## AFC TEAM TAKEAWAYS/GIVEAWAYS

RANK	TEAM	TAKEAWAYS			GIVEAWAYS			NET DIFF
		INT	FUM	TOTAL	INT	FUM	TOTAL	
1	Buffalo	8	6	14	1	2	3	+11
2	Pittsburgh	10	5	15	1	4	5	+10
3	Los Angeles Chargers	6	4	10	1	3	4	+6
4	Houston	8	4	12	4	4	8	+4
5	Baltimore	5	3	8	2	4	6	+2
6	Indianapolis	4	8	12	8	3	11	+1
7t	Cincinnati	6	2	8	3	5	8	0
7t	Denver	7	5	12	5	7	12	0
9	New England	3	4	7	3	5	8	-1
10t	Kansas City	5	3	8	9	2	11	-3
10t	Miami	3	2	5	4	4	8	-3
10t	New York Jets	2	4	6	7	2	9	-3
13	Cleveland	1	4	5	5	4	9	-4
14	Jacksonville	2	2	4	4	5	9	-5
15t	Las Vegas	4	0	4	10	7	17	-13
15t	Tennessee	1	2	3	10	6	16	-13
	<b>TOTALS</b>	<b>75</b>	<b>58</b>	<b>133</b>	<b>77</b>	<b>67</b>	<b>144</b>	<b>-11</b>

## NFC TEAM TAKEAWAYS/GIVEAWAYS

RANK	TEAM	TAKEAWAYS			GIVEAWAYS			NET DIFF
		INT	FUM	TOTAL	INT	FUM	TOTAL	
1	Detroit	10	5	15	4	1	5	+10
2	Green Bay	10	9	19	9	3	12	+7
3t	Chicago	7	6	13	5	3	8	+5
3t	Minnesota	12	3	15	5	5	10	+5
5t	San Francisco	10	5	15	7	4	11	+4
5t	Washington	3	4	7	2	1	3	+4
7	New Orleans	10	3	13	6	5	11	+2
8	Arizona	5	5	10	3	6	9	+1
9t	Atlanta	7	3	10	7	3	10	0
9t	Los Angeles Rams	5	3	8	5	3	8	0
11	Tampa Bay	5	5	10	9	3	12	-2
12	New York Giants	1	6	7	5	5	10	-3
13t	Philadelphia	3	1	4	4	4	8	-4
13t	Seattle	5	3	8	7	5	12	-4
15	Carolina	3	5	8	11	3	14	-6
16	Dallas	4	1	5	9	4	13	-8
	<b>TOTALS</b>	<b>100</b>	<b>67</b>	<b>167</b>	<b>98</b>	<b>58</b>	<b>156</b>	<b>+11</b>

# 2024 NATIONAL FOOTBALL LEAGUE

## NFL TEAM TAKEAWAYS/GIVEAWAYS

RANK	TEAM	TAKEAWAYS			GIVEAWAYS			NET DIFF
		INT	FUM	TOTAL	INT	FUM	TOTAL	
1	Buffalo	8	6	14	1	2	3	+11
2t	Detroit	10	5	15	4	1	5	+10
2t	Pittsburgh	10	5	15	1	4	5	+10
4	Green Bay	10	9	19	9	3	12	+7
5	Los Angeles Chargers	6	4	10	1	3	4	+6
6t	Chicago	7	6	13	5	3	8	+5
6t	Minnesota	12	3	15	5	5	10	+5
8t	Houston	8	4	12	4	4	8	+4
8t	San Francisco	10	5	15	7	4	11	+4
8t	Washington	3	4	7	2	1	3	+4
11t	Baltimore	5	3	8	2	4	6	+2
11t	New Orleans	10	3	13	6	5	11	+2
13t	Arizona	5	5	10	3	6	9	+1
13t	Indianapolis	4	8	12	8	3	11	+1
15t	Atlanta	7	3	10	7	3	10	0
15t	Cincinnati	6	2	8	3	5	8	0
15t	Denver	7	5	12	5	7	12	0
15t	Los Angeles Rams	5	3	8	5	3	8	0
19	New England	3	4	7	3	5	8	-1
20	Tampa Bay	5	5	10	9	3	12	-2
21t	Kansas City	5	3	8	9	2	11	-3
21t	Miami	3	2	5	4	4	8	-3
21t	New York Giants	1	6	7	5	5	10	-3
21t	New York Jets	2	4	6	7	2	9	-3
25t	Cleveland	1	4	5	5	4	9	-4
25t	Philadelphia	3	1	4	4	4	8	-4
25t	Seattle	5	3	8	7	5	12	-4
28	Jacksonville	2	2	4	4	5	9	-5
29	Carolina	3	5	8	11	3	14	-6
30	Dallas	4	1	5	9	4	13	-8
31t	Las Vegas	4	0	4	10	7	17	-13
31t	Tennessee	1	2	3	10	6	16	-13
	<b>TOTALS</b>	<b>175</b>	<b>125</b>	<b>300</b>	<b>175</b>	<b>125</b>	<b>300</b>	<b>0</b>



# 2024 NATIONAL FOOTBALL LEAGUE

---

# 2024 NATIONAL FOOTBALL LEAGUE

## AFC OFFENSE INSIDE THE 20

RANK	TEAM	DRIVES	PTS	TD	TD%	FG	SCORES	SCORE%
1	Baltimore	33	193	25	75.8%	6	31	93.9%
2	Buffalo	34	183	23	67.6%	8	31	91.2%
3	Cincinnati	21	115	14	66.7%	6	20	95.2%
4t	Cleveland	13	69	8	61.5%	4	12	92.3%
4t	Houston	26	128	16	61.5%	6	22	84.6%
6	Denver	26	124	15	57.7%	7	22	84.6%
7	Las Vegas	21	103	12	57.1%	6	18	85.7%
8	New York Jets	25	120	14	56.0%	8	22	88.0%
9	Jacksonville	29	132	16	55.2%	7	23	79.3%
10	Tennessee	20	89	11	55.0%	4	15	75.0%
11	Indianapolis	26	123	14	53.8%	9	23	88.5%
12	Kansas City	27	127	14	51.9%	10	24	88.9%
13	New England	20	88	10	50.0%	6	16	80.0%
14	Pittsburgh	28	126	13	46.4%	12	25	89.3%
15	Miami	18	72	8	44.4%	6	14	77.8%
16	Los Angeles Chargers	16	68	7	43.8%	7	14	87.5%
	<b>TOTALS</b>	<b>383</b>	<b>1860</b>	<b>220</b>	<b>57.4%</b>	<b>112</b>	<b>332</b>	<b>86.7%</b>

## AFC DEFENSE INSIDE THE 20

RANK	TEAM	DRIVES	PTS	TD	TD%	FG	SCORES	SCORE%
1	Pittsburgh	24	90	9	37.5%	9	18	75.0%
2	Denver	17	71	7	41.2%	7	14	82.4%
3	Los Angeles Chargers	12	49	5	41.7%	5	10	83.3%
4	Buffalo	28	108	12	42.9%	8	20	71.4%
5	Kansas City	23	91	11	47.8%	6	17	73.9%
6	Baltimore	25	118	14	56.0%	7	21	84.0%
7	Indianapolis	28	131	16	57.1%	7	23	82.1%
8	New York Jets	26	129	15	57.7%	8	23	88.5%
9	Cleveland	24	113	14	58.3%	5	19	79.2%
10	New England	28	140	17	60.7%	8	25	89.3%
11	Miami	18	86	11	61.1%	3	14	77.8%
12	Tennessee	21	114	13	61.9%	8	21	100.0%
13	Las Vegas	29	146	18	62.1%	8	26	89.7%
14	Cincinnati	27	147	18	66.7%	7	25	92.6%
15	Jacksonville	29	161	20	69.0%	8	28	96.6%
16	Houston	20	109	14	70.0%	4	18	90.0%
	<b>TOTALS</b>	<b>379</b>	<b>1803</b>	<b>214</b>	<b>56.5%</b>	<b>108</b>	<b>322</b>	<b>85.0%</b>

# 2024 NATIONAL FOOTBALL LEAGUE

## NFC OFFENSE INSIDE THE 20

RANK	TEAM	DRIVES	PTS	TD	TD%	FG	SCORES	SCORE%
1	Chicago	19	98	13	68.4%	3	16	84.2%
2	Tampa Bay	31	166	21	67.7%	7	28	90.3%
3	New Orleans	24	121	16	66.7%	4	20	83.3%
4	Detroit	29	152	19	65.5%	7	26	89.7%
5	Minnesota	20	109	13	65.0%	6	19	95.0%
6	Arizona	22	113	13	59.1%	7	20	90.9%
7t	Carolina	19	87	11	57.9%	4	15	78.9%
7t	Seattle	19	93	11	57.9%	6	17	89.5%
9t	Los Angeles Rams	26	116	14	53.8%	7	21	80.8%
9t	Philadelphia	26	118	14	53.8%	6	20	76.9%
11	Atlanta	25	116	13	52.0%	8	21	84.0%
12	Green Bay	30	139	15	50.0%	11	26	86.7%
13t	San Francisco	35	161	17	48.6%	12	29	82.9%
13t	Washington	35	168	17	48.6%	16	33	94.3%
15	Dallas	19	69	8	42.1%	5	13	68.4%
16	New York Giants	22	77	8	36.4%	8	16	72.7%
	<b>TOTALS</b>	<b>401</b>	<b>1903</b>	<b>223</b>	<b>55.6%</b>	<b>117</b>	<b>340</b>	<b>84.8%</b>

## NFC DEFENSE INSIDE THE 20

RANK	TEAM	DRIVES	PTS	TD	TD%	FG	SCORES	SCORE%
1	Chicago	19	71	7	36.8%	8	15	78.9%
2	New York Giants	19	89	8	42.1%	11	19	100.0%
3	Philadelphia	21	91	9	42.9%	10	19	90.5%
4	New Orleans	27	112	12	44.4%	10	22	81.5%
5	Detroit	19	74	9	47.4%	4	13	68.4%
6	Los Angeles Rams	24	117	13	54.2%	9	22	91.7%
7t	Arizona	31	152	17	54.8%	8	25	80.6%
7t	Tampa Bay	31	142	17	54.8%	8	25	80.6%
9	Seattle	32	154	18	56.3%	10	28	87.5%
10	Atlanta	26	126	15	57.7%	7	22	84.6%
11	Green Bay	28	138	17	60.7%	7	24	85.7%
12	San Francisco	26	136	16	61.5%	8	24	92.3%
13	Minnesota	21	101	13	61.9%	3	16	76.2%
14	Washington	23	128	16	69.6%	6	22	95.7%
15	Carolina	35	196	25	71.4%	7	32	91.4%
16	Dallas	23	133	17	73.9%	5	22	95.7%
	<b>TOTALS</b>	<b>405</b>	<b>1960</b>	<b>229</b>	<b>56.5%</b>	<b>121</b>	<b>350</b>	<b>86.4%</b>

# 2024 NATIONAL FOOTBALL LEAGUE

## NFL OFFENSE INSIDE THE 20

RANK	TEAM	DRIVES	PTS	TD	TD%	FG	SCORES	SCORE%
1	Baltimore	33	193	25	75.8%	6	31	93.9%
2	Chicago	19	98	13	68.4%	3	16	84.2%
3	Tampa Bay	31	166	21	67.7%	7	28	90.3%
4	Buffalo	34	183	23	67.6%	8	31	91.2%
5t	Cincinnati	21	115	14	66.7%	6	20	95.2%
5t	New Orleans	24	121	16	66.7%	4	20	83.3%
7	Detroit	29	152	19	65.5%	7	26	89.7%
8	Minnesota	20	109	13	65.0%	6	19	95.0%
9t	Cleveland	13	69	8	61.5%	4	12	92.3%
9t	Houston	26	128	16	61.5%	6	22	84.6%
11	Arizona	22	113	13	59.1%	7	20	90.9%
12t	Carolina	19	87	11	57.9%	4	15	78.9%
12t	Seattle	19	93	11	57.9%	6	17	89.5%
14	Denver	26	124	15	57.7%	7	22	84.6%
15	Las Vegas	21	103	12	57.1%	6	18	85.7%
16	New York Jets	25	120	14	56.0%	8	22	88.0%
17	Jacksonville	29	132	16	55.2%	7	23	79.3%
18	Tennessee	20	89	11	55.0%	4	15	75.0%
19t	Indianapolis	26	123	14	53.8%	9	23	88.5%
19t	Los Angeles Rams	26	116	14	53.8%	7	21	80.8%
19t	Philadelphia	26	118	14	53.8%	6	20	76.9%
22	Atlanta	25	116	13	52.0%	8	21	84.0%
23	Kansas City	27	127	14	51.9%	10	24	88.9%
24t	Green Bay	30	139	15	50.0%	11	26	86.7%
24t	New England	20	88	10	50.0%	6	16	80.0%
26t	San Francisco	35	161	17	48.6%	12	29	82.9%
26t	Washington	35	168	17	48.6%	16	33	94.3%
28	Pittsburgh	28	126	13	46.4%	12	25	89.3%
29	Miami	18	72	8	44.4%	6	14	77.8%
30	Los Angeles Chargers	16	68	7	43.8%	7	14	87.5%
31	Dallas	19	69	8	42.1%	5	13	68.4%
32	New York Giants	22	77	8	36.4%	8	16	72.7%
	<b>TOTALS</b>	<b>784</b>	<b>3763</b>	<b>443</b>	<b>56.5%</b>	<b>229</b>	<b>672</b>	<b>85.7%</b>



# 2024 NATIONAL FOOTBALL LEAGUE

## NFL DEFENSE INSIDE THE 20

RANK	TEAM	DRIVES	PTS	TD	TD%	FG	SCORES	SCORE%
1	Chicago	19	71	7	36.8%	8	15	78.9%
2	Pittsburgh	24	90	9	37.5%	9	18	75.0%
3	Denver	17	71	7	41.2%	7	14	82.4%
4	Los Angeles Chargers	12	49	5	41.7%	5	10	83.3%
5	New York Giants	19	89	8	42.1%	11	19	100.0%
6t	Buffalo	28	108	12	42.9%	8	20	71.4%
6t	Philadelphia	21	91	9	42.9%	10	19	90.5%
8	New Orleans	27	112	12	44.4%	10	22	81.5%
9	Detroit	19	74	9	47.4%	4	13	68.4%
10	Kansas City	23	91	11	47.8%	6	17	73.9%
11	Los Angeles Rams	24	117	13	54.2%	9	22	91.7%
12t	Arizona	31	152	17	54.8%	8	25	80.6%
12t	Tampa Bay	31	142	17	54.8%	8	25	80.6%
14	Baltimore	25	118	14	56.0%	7	21	84.0%
15	Seattle	32	154	18	56.3%	10	28	87.5%
16	Indianapolis	28	131	16	57.1%	7	23	82.1%
17t	Atlanta	26	126	15	57.7%	7	22	84.6%
17t	New York Jets	26	129	15	57.7%	8	23	88.5%
19	Cleveland	24	113	14	58.3%	5	19	79.2%
20t	Green Bay	28	138	17	60.7%	7	24	85.7%
20t	New England	28	140	17	60.7%	8	25	89.3%
22	Miami	18	86	11	61.1%	3	14	77.8%
23	San Francisco	26	136	16	61.5%	8	24	92.3%
24t	Minnesota	21	101	13	61.9%	3	16	76.2%
24t	Tennessee	21	114	13	61.9%	8	21	100.0%
26	Las Vegas	29	146	18	62.1%	8	26	89.7%
27	Cincinnati	27	147	18	66.7%	7	25	92.6%
28	Jacksonville	29	161	20	69.0%	8	28	96.6%
29	Washington	23	128	16	69.6%	6	22	95.7%
30	Houston	20	109	14	70.0%	4	18	90.0%
31	Carolina	35	196	25	71.4%	7	32	91.4%
32	Dallas	23	133	17	73.9%	5	22	95.7%
	<b>TOTALS</b>	<b>784</b>	<b>3763</b>	<b>443</b>	<b>56.5%</b>	<b>229</b>	<b>672</b>	<b>85.7%</b>

# 2024 NATIONAL FOOTBALL LEAGUE

---

# 2024 NATIONAL FOOTBALL LEAGUE

## AFC TEAM OFFENSE FIRST DOWNS, THIRD DOWNS & FOURTH DOWNS

RANK	TEAM	FIRST DOWNS				THIRD DOWNS			FOURTH DOWNS		
		TOTAL	RUSH	PASS	PEN	MADE	ATT	PCT	MADE	ATT	PCT
1	Baltimore	194	77	102	15	40	86	46.5%	4	7	57.1%
2	Buffalo	160	65	78	17	34	92	37.0%	8	8	100.0%
3	Houston	158	43	107	8	42	108	38.9%	5	8	62.5%
4t	Cincinnati	151	40	102	9	45	98	45.9%	3	6	50.0%
4t	Kansas City	151	55	86	10	46	91	50.5%	5	6	83.3%
4t	Pittsburgh	151	60	70	21	43	109	39.4%	5	8	62.5%
7	Jacksonville	150	53	88	9	28	88	31.8%	8	16	50.0%
8	New York Jets	149	38	96	15	41	103	39.8%	1	5	20.0%
9	Indianapolis	148	64	72	12	38	101	37.6%	6	9	66.7%
10	Las Vegas	140	31	97	12	34	103	33.0%	4	12	33.3%
11	Denver	136	62	68	6	35	108	32.4%	8	11	72.7%
12	Cleveland	130	45	73	12	31	112	27.7%	11	18	61.1%
13	Miami	128	47	68	13	37	96	38.5%	2	15	13.3%
14t	New England	127	44	69	14	39	111	35.1%	7	11	63.6%
14t	Tennessee	127	47	64	16	26	85	30.6%	5	10	50.0%
16	Los Angeles Chargers	115	42	66	7	40	99	40.4%	1	3	33.3%
	<b>TOTALS</b>	<b>2315</b>	<b>813</b>	<b>1306</b>	<b>196</b>	<b>599</b>	<b>1590</b>	<b>37.7%</b>	<b>83</b>	<b>153</b>	<b>54.2%</b>

## AFC TEAM DEFENSE FIRST DOWNS, THIRD DOWNS & FOURTH DOWNS

RANK	TEAM	FIRST DOWNS				THIRD DOWNS			FOURTH DOWNS		
		TOTAL	RUSH	PASS	PEN	MADE	ATT	PCT	MADE	ATT	PCT
1t	Los Angeles Chargers	111	39	61	11	29	90	32.2%	4	8	50.0%
1t	Tennessee	111	39	58	14	27	85	31.8%	4	6	66.7%
3	Miami	120	50	60	10	25	81	30.9%	2	4	50.0%
4	Kansas City	122	35	74	13	29	83	34.9%	6	13	46.2%
5	Houston	133	48	70	15	33	102	32.4%	8	11	72.7%
6	Pittsburgh	135	44	84	7	34	98	34.7%	6	10	60.0%
7	Denver	141	41	80	20	43	117	36.8%	4	12	33.3%
8	Cleveland	143	55	78	10	32	103	31.1%	5	8	62.5%
9	Las Vegas	146	52	82	12	36	99	36.4%	3	5	60.0%
10	New York Jets	148	62	65	21	37	103	35.9%	6	8	75.0%
11	Buffalo	152	47	92	13	40	101	39.6%	6	18	33.3%
12	New England	166	59	90	17	44	96	45.8%	1	5	20.0%
13	Baltimore	168	28	123	17	49	105	46.7%	3	5	60.0%
14	Indianapolis	169	65	91	13	49	114	43.0%	8	13	61.5%
15	Jacksonville	175	50	108	17	44	102	43.1%	7	10	70.0%
16	Cincinnati	178	78	88	12	48	106	45.3%	12	17	70.6%
	<b>TOTALS</b>	<b>2318</b>	<b>792</b>	<b>1304</b>	<b>222</b>	<b>599</b>	<b>1585</b>	<b>37.8%</b>	<b>85</b>	<b>153</b>	<b>55.6%</b>

# 2024 NATIONAL FOOTBALL LEAGUE

## NFC TEAM OFFENSE FIRST DOWNS, THIRD DOWNS & FOURTH DOWNS

RANK	TEAM	FIRST DOWNS				THIRD DOWNS			FOURTH DOWNS		
		TOTAL	RUSH	PASS	PEN	MADE	ATT	PCT	MADE	ATT	PCT
1	Tampa Bay	186	56	115	15	52	99	52.5%	3	6	50.0%
2	Washington	181	69	96	16	45	97	46.4%	9	9	100.0%
3	San Francisco	173	64	94	15	42	97	43.3%	3	7	42.9%
4	Seattle	172	40	114	18	34	93	36.6%	5	11	45.5%
5	Atlanta	165	54	98	13	36	91	39.6%	9	13	69.2%
6	Green Bay	164	62	86	16	37	95	38.9%	2	4	50.0%
7	Arizona	155	65	77	13	35	84	41.7%	3	8	37.5%
8	Detroit	154	59	84	11	33	77	42.9%	5	10	50.0%
9t	New Orleans	146	59	73	14	40	103	38.8%	6	11	54.5%
9t	Philadelphia	146	69	70	7	34	92	37.0%	11	15	73.3%
11	Los Angeles Rams	145	52	76	17	31	82	37.8%	7	13	53.8%
12	New York Giants	144	50	84	10	40	116	34.5%	10	17	58.8%
13	Dallas	134	33	85	16	36	90	40.0%	5	12	41.7%
14	Chicago	133	47	69	17	31	94	33.0%	8	12	66.7%
15	Carolina	127	44	74	9	30	95	31.6%	5	18	27.8%
16	Minnesota	125	39	72	14	30	76	39.5%	2	4	50.0%
	<b>TOTALS</b>	<b>2450</b>	<b>862</b>	<b>1367</b>	<b>221</b>	<b>586</b>	<b>1481</b>	<b>39.6%</b>	<b>93</b>	<b>170</b>	<b>54.7%</b>

## NFC TEAM DEFENSE FIRST DOWNS, THIRD DOWNS & FOURTH DOWNS

RANK	TEAM	FIRST DOWNS				THIRD DOWNS			FOURTH DOWNS		
		TOTAL	RUSH	PASS	PEN	MADE	ATT	PCT	MADE	ATT	PCT
1	Chicago	121	43	70	8	30	93	32.3%	5	9	55.6%
2	Philadelphia	124	43	73	8	33	85	38.8%	4	7	57.1%
3	New York Giants	139	53	77	9	31	96	32.3%	7	11	63.6%
4	Minnesota	141	23	104	14	30	91	33.0%	5	15	33.3%
5	Dallas	142	68	66	8	31	86	36.0%	9	14	64.3%
6t	Los Angeles Rams	143	60	70	13	28	74	37.8%	3	3	100.0%
6t	San Francisco	143	47	88	8	45	102	44.1%	8	14	57.1%
8	Detroit	150	38	88	24	23	75	30.7%	4	12	33.3%
9	Washington	152	58	83	11	35	87	40.2%	6	11	54.5%
10	Green Bay	158	58	88	12	30	91	33.0%	5	10	50.0%
11	Seattle	162	64	84	14	43	110	39.1%	4	8	50.0%
12	New Orleans	165	62	90	13	36	95	37.9%	4	11	36.4%
13t	Atlanta	171	69	94	8	51	104	49.0%	6	11	54.5%
13t	Tampa Bay	171	58	97	16	38	98	38.8%	13	18	72.2%
15	Arizona	180	67	102	11	50	96	52.1%	6	10	60.0%
16	Carolina	185	72	95	18	52	103	50.5%	2	6	33.3%
	<b>TOTALS</b>	<b>2447</b>	<b>883</b>	<b>1369</b>	<b>195</b>	<b>586</b>	<b>1486</b>	<b>39.4%</b>	<b>91</b>	<b>170</b>	<b>53.5%</b>



# 2024 NATIONAL FOOTBALL LEAGUE

## NFL TEAM OFFENSE FIRST DOWNS, THIRD DOWNS & FOURTH DOWNS

RANK	TEAM	FIRST DOWNS				THIRD DOWNS			FOURTH DOWNS		
		TOTAL	RUSH	PASS	PEN	MADE	ATT	PCT	MADE	ATT	PCT
1	Baltimore	194	77	102	15	40	86	46.5%	4	7	57.1%
2	Tampa Bay	186	56	115	15	52	99	52.5%	3	6	50.0%
3	Washington	181	69	96	16	45	97	46.4%	9	9	100.0%
4	San Francisco	173	64	94	15	42	97	43.3%	3	7	42.9%
5	Seattle	172	40	114	18	34	93	36.6%	5	11	45.5%
6	Atlanta	165	54	98	13	36	91	39.6%	9	13	69.2%
7	Green Bay	164	62	86	16	37	95	38.9%	2	4	50.0%
8	Buffalo	160	65	78	17	34	92	37.0%	8	8	100.0%
9	Houston	158	43	107	8	42	108	38.9%	5	8	62.5%
10	Arizona	155	65	77	13	35	84	41.7%	3	8	37.5%
11	Detroit	154	59	84	11	33	77	42.9%	5	10	50.0%
12t	Cincinnati	151	40	102	9	45	98	45.9%	3	6	50.0%
12t	Kansas City	151	55	86	10	46	91	50.5%	5	6	83.3%
12t	Pittsburgh	151	60	70	21	43	109	39.4%	5	8	62.5%
15	Jacksonville	150	53	88	9	28	88	31.8%	8	16	50.0%
16	New York Jets	149	38	96	15	41	103	39.8%	1	5	20.0%
17	Indianapolis	148	64	72	12	38	101	37.6%	6	9	66.7%
18t	New Orleans	146	59	73	14	40	103	38.8%	6	11	54.5%
18t	Philadelphia	146	69	70	7	34	92	37.0%	11	15	73.3%
20	Los Angeles Rams	145	52	76	17	31	82	37.8%	7	13	53.8%
21	New York Giants	144	50	84	10	40	116	34.5%	10	17	58.8%
22	Las Vegas	140	31	97	12	34	103	33.0%	4	12	33.3%
23	Denver	136	62	68	6	35	108	32.4%	8	11	72.7%
24	Dallas	134	33	85	16	36	90	40.0%	5	12	41.7%
25	Chicago	133	47	69	17	31	94	33.0%	8	12	66.7%
26	Cleveland	130	45	73	12	31	112	27.7%	11	18	61.1%
27	Miami	128	47	68	13	37	96	38.5%	2	15	13.3%
28t	Carolina	127	44	74	9	30	95	31.6%	5	18	27.8%
28t	New England	127	44	69	14	39	111	35.1%	7	11	63.6%
28t	Tennessee	127	47	64	16	26	85	30.6%	5	10	50.0%
31	Minnesota	125	39	72	14	30	76	39.5%	2	4	50.0%
32	Los Angeles Chargers	115	42	66	7	40	99	40.4%	1	3	33.3%
	<b>TOTALS</b>	<b>4765</b>	<b>1675</b>	<b>2673</b>	<b>417</b>	<b>1185</b>	<b>3071</b>	<b>38.6%</b>	<b>176</b>	<b>323</b>	<b>54.5%</b>

# 2024 NATIONAL FOOTBALL LEAGUE

## NFL TEAM DEFENSE FIRST DOWNS, THIRD DOWNS & FOURTH DOWNS

RANK	TEAM	FIRST DOWNS				THIRD DOWNS			FOURTH DOWNS		
		TOTAL	RUSH	PASS	PEN	MADE	ATT	PCT	MADE	ATT	PCT
1t	Los Angeles Chargers	111	39	61	11	29	90	32.2%	4	8	50.0%
1t	Tennessee	111	39	58	14	27	85	31.8%	4	6	66.7%
3	Miami	120	50	60	10	25	81	30.9%	2	4	50.0%
4	Chicago	121	43	70	8	30	93	32.3%	5	9	55.6%
5	Kansas City	122	35	74	13	29	83	34.9%	6	13	46.2%
6	Philadelphia	124	43	73	8	33	85	38.8%	4	7	57.1%
7	Houston	133	48	70	15	33	102	32.4%	8	11	72.7%
8	Pittsburgh	135	44	84	7	34	98	34.7%	6	10	60.0%
9	New York Giants	139	53	77	9	31	96	32.3%	7	11	63.6%
10t	Denver	141	41	80	20	43	117	36.8%	4	12	33.3%
10t	Minnesota	141	23	104	14	30	91	33.0%	5	15	33.3%
12	Dallas	142	68	66	8	31	86	36.0%	9	14	64.3%
13t	Cleveland	143	55	78	10	32	103	31.1%	5	8	62.5%
13t	Los Angeles Rams	143	60	70	13	28	74	37.8%	3	3	100.0%
13t	San Francisco	143	47	88	8	45	102	44.1%	8	14	57.1%
16	Las Vegas	146	52	82	12	36	99	36.4%	3	5	60.0%
17	New York Jets	148	62	65	21	37	103	35.9%	6	8	75.0%
18	Detroit	150	38	88	24	23	75	30.7%	4	12	33.3%
19t	Buffalo	152	47	92	13	40	101	39.6%	6	18	33.3%
19t	Washington	152	58	83	11	35	87	40.2%	6	11	54.5%
21	Green Bay	158	58	88	12	30	91	33.0%	5	10	50.0%
22	Seattle	162	64	84	14	43	110	39.1%	4	8	50.0%
23	New Orleans	165	62	90	13	36	95	37.9%	4	11	36.4%
24	New England	166	59	90	17	44	96	45.8%	1	5	20.0%
25	Baltimore	168	28	123	17	49	105	46.7%	3	5	60.0%
26	Indianapolis	169	65	91	13	49	114	43.0%	8	13	61.5%
27t	Atlanta	171	69	94	8	51	104	49.0%	6	11	54.5%
27t	Tampa Bay	171	58	97	16	38	98	38.8%	13	18	72.2%
29	Jacksonville	175	50	108	17	44	102	43.1%	7	10	70.0%
30	Cincinnati	178	78	88	12	48	106	45.3%	12	17	70.6%
31	Arizona	180	67	102	11	50	96	52.1%	6	10	60.0%
32	Carolina	185	72	95	18	52	103	50.5%	2	6	33.3%
	<b>TOTALS</b>	<b>4765</b>	<b>1675</b>	<b>2673</b>	<b>417</b>	<b>1185</b>	<b>3071</b>	<b>38.6%</b>	<b>176</b>	<b>323</b>	<b>54.5%</b>

# 2024 NATIONAL FOOTBALL LEAGUE

---

# 2024 NATIONAL FOOTBALL LEAGUE

---

## AFC OFFENSIVE FIRST DOWN YARDAGE

RANK	TEAM	YDS/PL	PLAYS	YARDS
1	Baltimore	7.27	245	1781
2	Indianapolis	6.59	217	1430
3	Jacksonville	6.37	213	1356
4	Cincinnati	5.95	204	1213
5	Houston	5.75	234	1346
6	Miami	5.63	198	1114
7	Buffalo	5.62	207	1163
8	Denver	5.53	211	1166
9	Kansas City	5.48	199	1090
10	Tennessee	5.03	189	950
11	New York Jets	4.86	213	1036
12	Las Vegas	4.86	215	1045
13	Los Angeles Chargers	4.71	178	838
14	Pittsburgh	4.49	212	952
15	New England	4.22	195	822
16	Cleveland	4.11	207	851
	<b>TOTALS</b>	<b>5.44</b>	<b>3337</b>	<b>18153</b>

## AFC DEFENSIVE FIRST DOWN YARDAGE

RANK	TEAM	YDS/PL	PLAYS	YARDS
1	New York Jets	4.17	211	880
2	Las Vegas	4.40	211	928
3	Kansas City	4.64	171	794
4	Denver	4.70	213	1001
5	Houston	5.02	201	1010
6	Pittsburgh	5.25	208	1093
7	Cincinnati	5.26	235	1235
8	Tennessee	5.30	171	907
9	Buffalo	5.39	216	1164
10	New England	5.42	223	1209
11	Los Angeles Chargers	5.55	177	982
12	Indianapolis	5.71	237	1353
13	Cleveland	5.71	218	1245
14	Baltimore	5.78	227	1311
15	Miami	6.36	180	1144
16	Jacksonville	6.67	229	1527
	<b>TOTALS</b>	<b>5.34</b>	<b>3328</b>	<b>17783</b>

# 2024 NATIONAL FOOTBALL LEAGUE

---

## NFC OFFENSIVE FIRST DOWN YARDAGE

RANK	TEAM	YDS/PL	PLAYS	YARDS
1	Detroit	7.19	200	1438
2	San Francisco	7.01	231	1619
3	Tampa Bay	6.43	239	1536
4	Arizona	6.10	213	1300
5	Atlanta	6.00	225	1351
6	Philadelphia	5.89	198	1167
7	Green Bay	5.82	231	1344
8	Minnesota	5.76	183	1054
9	Carolina	5.66	200	1132
10	Seattle	5.58	233	1299
11	Los Angeles Rams	5.45	195	1062
12	Washington	5.37	225	1209
13	New York Giants	5.20	222	1155
14	Chicago	5.01	188	941
15	New Orleans	4.91	209	1027
16	Dallas	4.67	194	906
	<b>TOTALS</b>	<b>5.77</b>	<b>3386</b>	<b>19540</b>

## NFC DEFENSIVE FIRST DOWN YARDAGE

RANK	TEAM	YDS/PL	PLAYS	YARDS
1	San Francisco	5.20	204	1061
2	Minnesota	5.24	201	1053
3	Philadelphia	5.31	180	956
4	Arizona	5.59	228	1274
5	Detroit	5.59	208	1163
6	Washington	5.60	205	1149
7	Los Angeles Rams	5.72	194	1110
8	Chicago	5.75	188	1081
9	New York Giants	5.78	210	1214
10	Atlanta	5.90	230	1358
11	New Orleans	6.01	234	1407
12	Carolina	6.04	236	1426
13	Green Bay	6.12	224	1371
14	Tampa Bay	6.16	228	1404
15	Dallas	6.42	193	1239
16	Seattle	7.09	232	1644
	<b>TOTALS</b>	<b>5.86</b>	<b>3395</b>	<b>19910</b>



# 2024 NATIONAL FOOTBALL LEAGUE

---

## NFL OFFENSIVE FIRST DOWN YARDAGE

RANK	TEAM	YDS/PL	PLAYS	YARDS
1	Baltimore	7.27	245	1781
2	Detroit	7.19	200	1438
3	San Francisco	7.01	231	1619
4	Indianapolis	6.59	217	1430
5	Tampa Bay	6.43	239	1536
6	Jacksonville	6.37	213	1356
7	Arizona	6.10	213	1300
8	Atlanta	6.00	225	1351
9	Cincinnati	5.95	204	1213
10	Philadelphia	5.89	198	1167
11	Green Bay	5.82	231	1344
12	Minnesota	5.76	183	1054
13	Houston	5.75	234	1346
14	Carolina	5.66	200	1132
15	Miami	5.63	198	1114
16	Buffalo	5.62	207	1163
17	Seattle	5.58	233	1299
18	Denver	5.53	211	1166
19	Kansas City	5.48	199	1090
20	Los Angeles Rams	5.45	195	1062
21	Washington	5.37	225	1209
22	New York Giants	5.20	222	1155
23	Tennessee	5.03	189	950
24	Chicago	5.01	188	941
25	New Orleans	4.91	209	1027
26	New York Jets	4.86	213	1036
27	Las Vegas	4.86	215	1045
28	Los Angeles Chargers	4.71	178	838
29	Dallas	4.67	194	906
30	Pittsburgh	4.49	212	952
31	New England	4.22	195	822
32	Cleveland	4.11	207	851
	<b>TOTALS</b>	<b>5.61</b>	<b>6723</b>	<b>37693</b>

# 2024 NATIONAL FOOTBALL LEAGUE

---

## NFL DEFENSIVE FIRST DOWN YARDAGE

RANK	TEAM	YDS/PL	PLAYS	YARDS
1	New York Jets	4.17	211	880
2	Las Vegas	4.40	211	928
3	Kansas City	4.64	171	794
4	Denver	4.70	213	1001
5	Houston	5.02	201	1010
6	San Francisco	5.20	204	1061
7	Minnesota	5.24	201	1053
8	Pittsburgh	5.25	208	1093
9	Cincinnati	5.26	235	1235
10	Tennessee	5.30	171	907
11	Philadelphia	5.31	180	956
12	Buffalo	5.39	216	1164
13	New England	5.42	223	1209
14	Los Angeles Chargers	5.55	177	982
15	Arizona	5.59	228	1274
16	Detroit	5.59	208	1163
17	Washington	5.60	205	1149
18	Indianapolis	5.71	237	1353
19	Cleveland	5.71	218	1245
20	Los Angeles Rams	5.72	194	1110
21	Chicago	5.75	188	1081
22	Baltimore	5.78	227	1311
23	New York Giants	5.78	210	1214
24	Atlanta	5.90	230	1358
25	New Orleans	6.01	234	1407
26	Carolina	6.04	236	1426
27	Green Bay	6.12	224	1371
28	Tampa Bay	6.16	228	1404
29	Miami	6.36	180	1144
30	Dallas	6.42	193	1239
31	Jacksonville	6.67	229	1527
32	Seattle	7.09	232	1644
	<b>TOTALS</b>	<b>5.61</b>	<b>6723</b>	<b>37693</b>

# 2024 NATIONAL FOOTBALL LEAGUE

---

# 2024 NATIONAL FOOTBALL LEAGUE

## AFC KICKOFFS (RECEIVING TEAM)

RANK	TEAM	TOTAL KO	ADJ KO	TB	TB%	EZ	EZ%	OB	IN20	AVG START
1	Houston	39	39	30	76.9%	36	92.3%	0	0	30.6
2	Denver	32	29	21	72.4%	22	75.9%	1	0	30.6
3	Cincinnati	42	41	24	58.5%	28	68.3%	0	2	30.5
4	Buffalo	32	32	23	71.9%	26	81.3%	1	1	30.5
5	Las Vegas	48	48	37	77.1%	41	85.4%	2	1	29.8
6	Indianapolis	41	41	31	75.6%	37	90.2%	0	2	29.8
7	Los Angeles Chargers	24	23	17	73.9%	20	87.0%	1	1	29.3
8	Miami	33	33	27	81.8%	30	90.9%	0	1	29.3
9	Pittsburgh	32	31	25	80.6%	26	83.9%	0	1	29.1
10	Jacksonville	46	46	32	69.6%	37	80.4%	0	2	28.8
11	New York Jets	41	41	25	61.0%	32	78.0%	0	0	28.8
12	Tennessee	43	41	27	65.9%	34	82.9%	1	2	28.8
13	New England	44	44	32	72.7%	35	79.5%	0	1	28.7
14	Cleveland	43	43	22	51.2%	26	60.5%	0	2	28.5
15	Kansas City	31	29	19	65.5%	22	75.9%	0	3	28.1
16	Baltimore	48	43	26	60.5%	34	79.1%	0	3	27.8
	<b>TOTALS</b>	<b>619</b>	<b>604</b>	<b>418</b>	<b>69.2%</b>	<b>486</b>	<b>80.5%</b>	<b>6</b>	<b>22</b>	<b>29.3</b>

## AFC KICKOFFS (KICKING TEAM)

RANK	TEAM	TOTAL KO	ADJ KO	TB	TB%	EZ	EZ%	OB	IN20	AVG START
1	Denver	41	38	25	65.8%	33	86.8%	2	2	28.1
2	Las Vegas	36	32	19	59.4%	24	75.0%	0	2	28.4
3	Miami	29	27	18	66.7%	21	77.8%	1	2	28.6
4	New York Jets	33	33	28	84.8%	30	90.9%	0	0	28.8
5	Kansas City	39	38	31	81.6%	36	94.7%	0	1	29.0
6	Cleveland	35	33	16	48.5%	25	75.8%	0	3	29.1
7	Houston	44	43	21	48.8%	27	62.8%	2	1	29.1
8	Cincinnati	43	42	33	78.6%	37	88.1%	0	2	29.3
9	Pittsburgh	45	45	31	68.9%	39	86.7%	0	1	29.4
10	Baltimore	50	50	39	78.0%	45	90.0%	0	2	29.8
11	New England	30	29	24	82.8%	26	89.7%	0	0	29.8
12	Jacksonville	40	39	34	87.2%	36	92.3%	0	0	30.0
13	Indianapolis	39	38	34	89.5%	37	97.4%	0	0	30.1
14	Los Angeles Chargers	36	36	26	72.2%	30	83.3%	1	0	30.4
15	Buffalo	48	48	38	79.2%	41	85.4%	1	1	30.9
16	Tennessee	27	26	20	76.9%	23	88.5%	0	1	33.0
	<b>TOTALS</b>	<b>615</b>	<b>597</b>	<b>437</b>	<b>73.2%</b>	<b>510</b>	<b>85.4%</b>	<b>7</b>	<b>18</b>	<b>29.6</b>

ADJ KO: Adjusted kickoffs are used to compute Avg. Team Drive Start. Adjusted kickoffs do not include inside kicks or kickoffs at the end of a half unless either kickoff is returned for a touchdown. Adjusted kickoffs also do not include non-inside kickoffs that result in the kicking team ultimately retaining possession.

IN20: The number of drives that start inside (not including) the 20-yard line.

# 2024 NATIONAL FOOTBALL LEAGUE

## NFC KICKOFFS (RECEIVING TEAM)

RANK	TEAM	TOTAL KO	ADJ KO	TB	TB%	EZ	EZ%	OB	IN20	AVG START
1	Detroit	33	33	27	81.8%	29	87.9%	0	0	31.4
2	Seattle	44	42	23	54.8%	32	76.2%	0	1	30.7
3	Arizona	45	45	25	55.6%	34	75.6%	1	1	30.6
4	Dallas	44	44	25	56.8%	35	79.5%	1	2	30.5
5	Chicago	32	29	19	65.5%	25	86.2%	0	0	30.4
6	Washington	38	37	25	67.6%	29	78.4%	1	0	30.2
7	Los Angeles Rams	38	37	32	86.5%	32	86.5%	0	0	30.2
8	Tampa Bay	46	44	29	65.9%	37	84.1%	1	1	29.9
9	New York Giants	41	40	22	55.0%	26	65.0%	0	1	29.9
10	San Francisco	38	37	27	73.0%	31	83.8%	1	2	29.5
11	Minnesota	29	27	21	77.8%	23	85.2%	1	0	29.3
12	Green Bay	38	36	31	86.1%	34	94.4%	1	1	28.9
13	New Orleans	48	46	30	65.2%	38	82.6%	0	1	28.8
14	Carolina	56	55	27	49.1%	38	69.1%	1	3	28.7
15	Philadelphia	35	35	23	65.7%	28	80.0%	0	1	28.3
16	Atlanta	47	47	35	74.5%	41	87.2%	0	3	28.2
	<b>TOTALS</b>	<b>652</b>	<b>634</b>	<b>421</b>	<b>66.4%</b>	<b>512</b>	<b>80.8%</b>	<b>8</b>	<b>17</b>	<b>29.7</b>

## NFC KICKOFFS (KICKING TEAM)

RANK	TEAM	TOTAL KO	ADJ KO	TB	TB%	EZ	EZ%	OB	IN20	AVG START
1	New Orleans	42	41	9	22.0%	20	48.8%	0	2	27.3
2	Seattle	42	42	24	57.1%	30	71.4%	0	3	28.2
3	Green Bay	44	43	24	55.8%	31	72.1%	0	3	28.3
4	Dallas	38	35	18	51.4%	21	60.0%	1	1	28.7
5	Philadelphia	35	35	30	85.7%	32	91.4%	0	3	28.7
6	Washington	52	51	14	27.5%	23	45.1%	1	1	29.0
7	Minnesota	42	41	36	87.8%	38	92.7%	0	1	29.4
8	Tampa Bay	50	48	37	77.1%	42	87.5%	0	0	29.4
9	Detroit	47	47	37	78.7%	45	95.7%	0	0	29.6
10	Los Angeles Rams	34	34	33	97.1%	34	100.0%	0	0	29.7
11	Carolina	30	29	13	44.8%	15	51.7%	2	1	29.9
12	Chicago	35	35	17	48.6%	27	77.1%	0	1	29.9
13	Atlanta	44	43	25	58.1%	32	74.4%	0	3	30.0
14	New York Giants	34	34	28	82.4%	31	91.2%	1	0	30.0
15	San Francisco	49	46	26	56.5%	33	71.7%	1	2	31.2
16	Arizona	38	37	31	83.8%	34	91.9%	1	0	31.4
	<b>TOTALS</b>	<b>656</b>	<b>641</b>	<b>402</b>	<b>62.7%</b>	<b>488</b>	<b>76.1%</b>	<b>7</b>	<b>21</b>	<b>29.4</b>

ADJ KO: Adjusted kickoffs are used to compute Avg. Team Drive Start. Adjusted kickoffs do not include inside kicks or kickoffs at the end of a half unless either kickoff is returned for a touchdown. Adjusted kickoffs also do not include non-inside kickoffs that result in the kicking team ultimately retaining possession.

IN20: The number of drives that start inside (not including) the 20-yard line.



# 2024 NATIONAL FOOTBALL LEAGUE

## NFL KICKOFFS (RECEIVING TEAM)

RANK	TEAM	TOTAL KO	ADJ KO	TB	TB%	EZ	EZ%	OB	IN20	AVG START
1	Detroit	33	33	27	81.8%	29	87.9%	0	0	31.4
2	Seattle	44	42	23	54.8%	32	76.2%	0	1	30.7
3	Houston	39	39	30	76.9%	36	92.3%	0	0	30.6
4	Denver	32	29	21	72.4%	22	75.9%	1	0	30.6
5	Arizona	45	45	25	55.6%	34	75.6%	1	1	30.6
6	Cincinnati	42	41	24	58.5%	28	68.3%	0	2	30.5
7	Buffalo	32	32	23	71.9%	26	81.3%	1	1	30.5
8	Dallas	44	44	25	56.8%	35	79.5%	1	2	30.5
9	Chicago	32	29	19	65.5%	25	86.2%	0	0	30.4
10	Washington	38	37	25	67.6%	29	78.4%	1	0	30.2
11	Los Angeles Rams	38	37	32	86.5%	32	86.5%	0	0	30.2
12	Tampa Bay	46	44	29	65.9%	37	84.1%	1	1	29.9
13	New York Giants	41	40	22	55.0%	26	65.0%	0	1	29.9
14	Las Vegas	48	48	37	77.1%	41	85.4%	2	1	29.8
15	Indianapolis	41	41	31	75.6%	37	90.2%	0	2	29.8
16	San Francisco	38	37	27	73.0%	31	83.8%	1	2	29.5
17	Los Angeles Chargers	24	23	17	73.9%	20	87.0%	1	1	29.3
18	Minnesota	29	27	21	77.8%	23	85.2%	1	0	29.3
19	Miami	33	33	27	81.8%	30	90.9%	0	1	29.3
20	Pittsburgh	32	31	25	80.6%	26	83.9%	0	1	29.1
21	Green Bay	38	36	31	86.1%	34	94.4%	1	1	28.9
22	Jacksonville	46	46	32	69.6%	37	80.4%	0	2	28.8
23	New Orleans	48	46	30	65.2%	38	82.6%	0	1	28.8
24	New York Jets	41	41	25	61.0%	32	78.0%	0	0	28.8
25	Tennessee	43	41	27	65.9%	34	82.9%	1	2	28.8
26	Carolina	56	55	27	49.1%	38	69.1%	1	3	28.7
27	New England	44	44	32	72.7%	35	79.5%	0	1	28.7
28	Cleveland	43	43	22	51.2%	26	60.5%	0	2	28.5
29	Philadelphia	35	35	23	65.7%	28	80.0%	0	1	28.3
30	Atlanta	47	47	35	74.5%	41	87.2%	0	3	28.2
31	Kansas City	31	29	19	65.5%	22	75.9%	0	3	28.1
32	Baltimore	48	43	26	60.5%	34	79.1%	0	3	27.8
	<b>TOTALS</b>	<b>2542</b>	<b>2476</b>	<b>1678</b>	<b>67.8%</b>	<b>1996</b>	<b>80.6%</b>	<b>28</b>	<b>78</b>	<b>29.5</b>

ADJ KO: Adjusted kickoffs are used to compute Avg. Team Drive Start. Adjusted kickoffs do not include inside kicks or kickoffs at the end of a half unless either kickoff is returned for a touchdown. Adjusted kickoffs also do not include non-onside kickoffs that result in the kicking team ultimately retaining possession.

IN20: The number of drives that start inside (not including) the 20-yard line.

# 2024 NATIONAL FOOTBALL LEAGUE

## NFL KICKOFFS (KICKING TEAM)

RANK	TEAM	TOTAL KO	ADJ KO	TB	TB%	EZ	EZ%	OB	IN20	AVG START
1	New Orleans	42	41	9	22.0%	20	48.8%	0	2	27.3
2	Denver	41	38	25	65.8%	33	86.8%	2	2	28.1
3	Seattle	42	42	24	57.1%	30	71.4%	0	3	28.2
4	Green Bay	44	43	24	55.8%	31	72.1%	0	3	28.3
5	Las Vegas	36	32	19	59.4%	24	75.0%	0	2	28.4
6	Miami	29	27	18	66.7%	21	77.8%	1	2	28.6
7	Dallas	38	35	18	51.4%	21	60.0%	1	1	28.7
8	Philadelphia	35	35	30	85.7%	32	91.4%	0	3	28.7
9	New York Jets	33	33	28	84.8%	30	90.9%	0	0	28.8
10	Kansas City	39	38	31	81.6%	36	94.7%	0	1	29.0
11	Washington	52	51	14	27.5%	23	45.1%	1	1	29.0
12	Cleveland	35	33	16	48.5%	25	75.8%	0	3	29.1
13	Houston	44	43	21	48.8%	27	62.8%	2	1	29.1
14	Cincinnati	43	42	33	78.6%	37	88.1%	0	2	29.3
15	Minnesota	42	41	36	87.8%	38	92.7%	0	1	29.4
16	Pittsburgh	45	45	31	68.9%	39	86.7%	0	1	29.4
17	Tampa Bay	50	48	37	77.1%	42	87.5%	0	0	29.4
18	Detroit	47	47	37	78.7%	45	95.7%	0	0	29.6
19	Los Angeles Rams	34	34	33	97.1%	34	100.0%	0	0	29.7
20	Baltimore	50	50	39	78.0%	45	90.0%	0	2	29.8
21	New England	30	29	24	82.8%	26	89.7%	0	0	29.8
22	Carolina	30	29	13	44.8%	15	51.7%	2	1	29.9
23	Chicago	35	35	17	48.6%	27	77.1%	0	1	29.9
24	Atlanta	44	43	25	58.1%	32	74.4%	0	3	30.0
25	Jacksonville	40	39	34	87.2%	36	92.3%	0	0	30.0
26	New York Giants	34	34	28	82.4%	31	91.2%	1	0	30.0
27	Indianapolis	39	38	34	89.5%	37	97.4%	0	0	30.1
28	Los Angeles Chargers	36	36	26	72.2%	30	83.3%	1	0	30.4
29	Buffalo	48	48	38	79.2%	41	85.4%	1	1	30.9
30	San Francisco	49	46	26	56.5%	33	71.7%	1	2	31.2
31	Arizona	38	37	31	83.8%	34	91.9%	1	0	31.4
32	Tennessee	27	26	20	76.9%	23	88.5%	0	1	33.0
	<b>TOTALS</b>	<b>2542</b>	<b>2476</b>	<b>1678</b>	<b>67.8%</b>	<b>1996</b>	<b>80.6%</b>	<b>28</b>	<b>78</b>	<b>29.5</b>

ADJ KO: Adjusted kickoffs are used to compute Avg. Team Drive Start. Adjusted kickoffs do not include inside kicks or kickoffs at the end of a half unless either kickoff is returned for a touchdown. Adjusted kickoffs also do not include non-onside kickoffs that result in the kicking team ultimately retaining possession.

IN20: The number of drives that start inside (not including) the 20-yard line.

# 2024 NATIONAL FOOTBALL LEAGUE

## AFC PLAYER SINGLE-GAME HIGHS

CATEGORY	TOTAL	PLAYER	GAME	DETAILS
Points	18	Chris Boswell	PIT at ATL, Sep. 8	6 FG
	18	James Cook	BUF at MIA, Sep. 12	3 TD
Passing Yards	392	Joe Burrow	CIN vs. BAL, Oct. 6 (OT)	30-39, 392 YDS, 5 TD, 1 INT
	371	Trevor Lawrence	JAX vs. IND, Oct. 6	28-34, 371 YDS, 2 TD, 1 INT
Longest Pass	85	Trevor Lawrence	JAX vs. IND, Oct. 6	to Brian Thomas Jr. (TD)
Passing Touchdowns	5	Joe Burrow	CIN vs. BAL, Oct. 6 (OT)	30-39, 392 YDS, 5 TD, 1 INT
	5	Lamar Jackson	BAL at TB, Oct. 21	17-22, 281 YDS, 5 TD, 0 INT
Rushing Yards	199	Derrick Henry	BAL vs. BUF, Sep. 29	24-199, 1 TD
Rushing Attempts	30	Joe Mixon	HOU at IND, Sep. 8	30-159, 1 TD
Longest Rush	87	Derrick Henry	BAL vs. BUF, Sep. 29	(TD)
Receptions	13	Garrett Wilson	NYJ at MIN, Oct. 6	13-101, 1 TD
Receiving Yards	193	Ja'Marr Chase	CIN vs. BAL, Oct. 6 (OT)	10-193, 2 TD
	151	Nico Collins	HOU vs. JAX, Sep. 29	12-151, 1 TD
Kickoff Return Yards	139	Ja'Mycal Hasty	NE vs. HOU, Oct. 13	6-139, 0 TD
Kickoff Returns	6	Ja'Mycal Hasty	NE vs. HOU, Oct. 13	6-139, 0 TD
	6	Chris Collier	BAL at CLE, Oct. 27	6-134, 0 TD
Longest Kickoff Return	100	Charlie Jones	CIN at CLE, Oct. 20	(TD)
Punt Return Yards	96	Parker Washington	JAX vs. NE, Oct. 20	1-96, 2 FC, 1 TD
Punt Returns	5			8 times in non-overtime games
Longest Punt Return	96	Parker Washington	JAX vs. NE, Oct. 20	(TD)
Interceptions	2			5 times in non-overtime games
Longest Interception Return	100	Pat Surtain II	DEN vs. LV, Oct. 6	(TD)
Sacks	3.0			4 times in non-overtime games
Scrimmage Yards	209	Derrick Henry	BAL vs. BUF, Sep. 29	Rush: 24-199, Rec: 3-10
Longest Punt	84	Corey Bojorquez	CLE at LV, Sep. 29	
Punts	8			5 times in non-overtime games
Field Goals Made	6	Chris Boswell	PIT at ATL, Sep. 8	6-6, 57 long
Longest Field Goal	63	Joey Slye	NE at SF, Sep. 29	

# 2024 NATIONAL FOOTBALL LEAGUE

## NFC PLAYER SINGLE-GAME HIGHS

CATEGORY	TOTAL	PLAYER	GAME	DETAILS
Points	24	Alvin Kamara	NO at DAL, Sep. 15	4 TD
Passing Yards	509	Kirk Cousins	ATL vs. TB, Oct. 3 (OT)	42-58, 509 YDS, 4 TD, 1 INT
	395	Geno Smith	SEA at DET, Sep. 30	38-56, 395 YDS, 1 TD, 1 INT
Longest Pass	97	Sam Darnold	MIN vs. SF, Sep. 15	to Justin Jefferson (TD)
Passing Touchdowns	4			9 times, 8 in non-overtime games
Rushing Yards	176	Saquon Barkley	PHI at NYG, Oct. 20	17-176, 1 TD
Rushing Attempts	32	Josh Jacobs	GB vs. IND, Sep. 15	32-151, 0 TD
Longest Rush	76	Isaac Guerendo	SF at SEA, Oct. 10	
Receptions	14	Cooper Kupp	LAR at DET, Sep. 8 (OT)	14-110, 1 TD
	13	CeeDee Lamb	DAL at SF, Oct. 27	13-146, 2 TD
Receiving Yards	175	Jauan Jennings	SF at LAR, Sep. 22	11-175, 3 TD
Kickoff Return Yards	204	Raheem Blackshear	CAR at NO, Sep. 8	8-204, 0 TD
Kickoff Returns	8	Raheem Blackshear	CAR at NO, Sep. 8	8-204, 0 TD
Longest Kickoff Return	97	Laviska Shenault Jr.	SEA vs. SF, Oct. 10	(TD)
Punt Return Yards	190	Kalif Raymond	DET vs. TEN, Oct. 27	5-190, 1 FC, 1 TD
Punt Returns	5			4 times in non-overtime games
Longest Punt Return	90	Kalif Raymond	DET vs. TEN, Oct. 27	(TD)
Interceptions	2	Brian Branch	DET at DAL, Oct. 13	
	2	Jaylen McCollough	LAR vs. LV, Oct. 20	
Longest Interception Return	67	Dante Fowler Jr.	WAS vs. CAR, Oct. 20	(TD)
Sacks	4.0	Aidan Hutchinson	DET vs. TB, Sep. 15	
Scrimmage Yards	192	Sean Tucker	TB at NO, Oct. 13	Rush: 14-136, Rec: 3-56
Longest Punt	74	Daniel Whelan	GB vs. MIN, Sep. 29	
Punts	11	Matt Haack	NYG vs. PHI, Oct. 20	11-517 (47.0)
Field Goals Made	7	Austin Seibert	WAS vs. NYG, Sep. 15	7-7, 45 long
Longest Field Goal	65	Brandon Aubrey	DAL vs. BAL, Sep. 22	

# 2024 NATIONAL FOOTBALL LEAGUE

## NFL PLAYER SINGLE-GAME HIGHS

CATEGORY	TOTAL	PLAYER	GAME	DETAILS
Points	24	Alvin Kamara	NO at DAL, Sep. 15	4 TD
Passing Yards	509	Kirk Cousins	ATL vs. TB, Oct. 3 (OT)	42-58, 509 YDS, 4 TD, 1 INT
	395	Geno Smith	SEA at DET, Sep. 30	38-56, 395 YDS, 1 TD, 1 INT
Longest Pass	97	Sam Darnold	MIN vs. SF, Sep. 15	to Justin Jefferson (TD)
Passing Touchdowns	5	Joe Burrow	CIN vs. BAL, Oct. 6 (OT)	30-39, 392 YDS, 5 TD, 1 INT
	5	Lamar Jackson	BAL at TB, Oct. 21	17-22, 281 YDS, 5 TD, 0 INT
Rushing Yards	199	Derrick Henry	BAL vs. BUF, Sep. 29	24-199, 1 TD
Rushing Attempts	32	Josh Jacobs	GB vs. IND, Sep. 15	32-151, 0 TD
Longest Rush	87	Derrick Henry	BAL vs. BUF, Sep. 29	(TD)
Receptions	14	Cooper Kupp	LAR at DET, Sep. 8 (OT)	14-110, 1 TD
	13	Garrett Wilson	NYJ at MIN, Oct. 6	13-101, 1 TD
	13	CeeDee Lamb	DAL at SF, Oct. 27	13-146, 2 TD
Receiving Yards	193	Ja'Marr Chase	CIN vs. BAL, Oct. 6 (OT)	10-193, 2 TD
	175	Jauan Jennings	SF at LAR, Sep. 22	11-175, 3 TD
Kickoff Return Yards	204	Raheem Blackshear	CAR at NO, Sep. 8	8-204, 0 TD
Kickoff Returns	8	Raheem Blackshear	CAR at NO, Sep. 8	8-204, 0 TD
Longest Kickoff Return	100	Charlie Jones	CIN at CLE, Oct. 20	(TD)
Punt Return Yards	190	Kalif Raymond	DET vs. TEN, Oct. 27	5-190, 1 FC, 1 TD
Punt Returns	5			12 times in non-overtime games
Longest Punt Return	96	Parker Washington	JAX vs. NE, Oct. 20	(TD)
Interceptions	2			7 times in non-overtime games
Longest Interception Return	100	Pat Surtain II	DEN vs. LV, Oct. 6	(TD)
Sacks	4.0	Aidan Hutchinson	DET vs. TB, Sep. 15	
Scrimmage Yards	209	Derrick Henry	BAL vs. BUF, Sep. 29	Rush: 24-199, Rec: 3-10
Longest Punt	84	Corey Bojorquez	CLE at LV, Sep. 29	
Punts	11	Matt Haack	NYG vs. PHI, Oct. 20	11-517 (47.0)
Field Goals Made	7	Austin Seibert	WAS vs. NYG, Sep. 15	7-7, 45 long
Longest Field Goal	65	Brandon Aubrey	DAL vs. BAL, Sep. 22	



# 2024 NATIONAL FOOTBALL LEAGUE

---

# 2024 NATIONAL FOOTBALL LEAGUE

## 300-YARD PASSING GAMES

YARDS	PLAYER	GAME	DETAILS
509	Kirk Cousins	ATL vs. TB, Oct. 3 (OT)	42-58, 4 TD, 1 INT
395	Geno Smith	SEA at DET, Sep. 30	38-56, 1 TD, 1 INT
392	Joe Burrow	CIN vs. BAL, Oct. 6 (OT)	30-39, 5 TD, 1 INT
389	Jordan Love	GB vs. MIN, Sep. 29	32-54, 4 TD, 3 INT
379	Dak Prescott	DAL vs. BAL, Sep. 22	28-51, 2 TD, 0 INT
371	Trevor Lawrence	JAX vs. IND, Oct. 6	28-34, 2 TD, 1 INT
370	Baker Mayfield	TB vs. BAL, Oct. 21	31-45, 3 TD, 2 INT
363	Caleb Williams	CHI at IND, Sep. 22	33-52, 2 TD, 2 INT
359	Joe Flacco	IND at JAX, Oct. 6	33-44, 3 TD, 0 INT
352	Dak Prescott	DAL at PIT, Oct. 6	29-42, 2 TD, 2 INT
349	Justin Herbert	LAC at ARI, Oct. 21	27-39, 0 TD, 0 INT
348	Lamar Jackson	BAL at CIN, Oct. 6 (OT)	26-42, 4 TD, 0 INT
347	Baker Mayfield	TB vs. PHI, Sep. 29	30-47, 2 TD, 0 INT
345	C.J. Stroud	HOU vs. JAX, Sep. 29	27-40, 2 TD, 0 INT
338	Tua Tagovailoa	MIA vs. JAX, Sep. 8	23-37, 1 TD, 0 INT
334	Jameis Winston	CLE vs. BAL, Oct. 27	27-41, 3 TD, 0 INT
331	C.J. Stroud	HOU vs. BUF, Oct. 6	28-38, 1 TD, 1 INT
331	Patrick Mahomes	KC vs. NO, Oct. 7	28-39, 0 TD, 1 INT
330	Baker Mayfield	TB vs. ATL, Oct. 27	37-50, 3 TD, 2 INT
327	Geno Smith	SEA at NE, Sep. 15 (OT)	33-44, 1 TD, 0 INT
326	Jayden Daniels	WAS vs. CHI, Oct. 27	21-38, 1 TD, 0 INT
325	Baker Mayfield	TB at NO, Oct. 13	24-36, 4 TD, 3 INT
324	Joe Burrow	CIN vs. WAS, Sep. 23	29-38, 3 TD, 0 INT
323	Lamar Jackson	BAL vs. WAS, Oct. 13	20-26, 1 TD, 1 INT
323	Josh Allen	BUF vs. TEN, Oct. 20	21-33, 2 TD, 0 INT
319	Brock Purdy	SF at MIN, Sep. 15	28-36, 1 TD, 1 INT
319	Andy Dalton	CAR at LV, Sep. 22	26-37, 3 TD, 0 INT
317	Matthew Stafford	LAR at DET, Sep. 8 (OT)	34-49, 1 TD, 1 INT
315	Jared Goff	DET at DAL, Oct. 13	18-25, 3 TD, 0 INT
312	Justin Fields	PIT at IND, Sep. 29	22-34, 1 TD, 0 INT
312	Geno Smith	SEA vs. SF, Oct. 10	30-52, 1 TD, 2 INT
311	Jalen Hurts	PHI at NO, Sep. 22	29-38, 0 TD, 1 INT
308	Trevor Lawrence	JAX vs. GB, Oct. 27	21-32, 2 TD, 1 INT
307	Jared Goff	DET vs. TB, Sep. 15	34-55, 0 TD, 2 INT
307	Kyler Murray	ARI at MIA, Oct. 27	26-36, 2 TD, 0 INT
304	Caleb Williams	CHI vs. CAR, Oct. 6	20-29, 2 TD, 0 INT

# 2024 NATIONAL FOOTBALL LEAGUE

---

# 2024 NATIONAL FOOTBALL LEAGUE

## 100-YARD RECEIVING GAMES

YARDS	PLAYER	GAME	DETAILS
193	Ja'Marr Chase	CIN vs. BAL, Oct. 6 (OT)	10 REC, 2 TD
175	Jauan Jennings	SF at LAR, Sep. 22	11 REC, 3 TD
170	Dallas Goedert	PHI at NO, Sep. 22	10 REC, 0 TD
154	Drake London	ATL vs. TB, Oct. 3 (OT)	12 REC, 1 TD
151	Nico Collins	HOU vs. JAX, Sep. 29	12 REC, 1 TD
147	Brandon Aiyuk	SF vs. ARI, Oct. 6	8 REC, 0 TD
146	CeeDee Lamb	DAL at SF, Oct. 27	13 REC, 2 TD
143	Calvin Ridley	TEN at DET, Oct. 27	10 REC, 0 TD
139	Jayden Reed	GB vs. MIN, Sep. 29	7 REC, 1 TD
138	Jayden Reed	GB at PHI, Sep. 6	4 REC, 1 TD
135	Nico Collins	HOU vs. CHI, Sep. 15	8 REC, 1 TD
134	Alec Pierce	IND at JAX, Oct. 6	3 REC, 1 TD
133	Justin Jefferson	MIN vs. SF, Sep. 15	4 REC, 1 TD
132	Zay Flowers	BAL vs. WAS, Oct. 13	9 REC, 0 TD
130	Tyreek Hill	MIA vs. JAX, Sep. 8	7 REC, 1 TD
130	Marvin Harrison Jr.	ARI vs. LAR, Sep. 15	4 REC, 2 TD
130	JuJu Smith-Schuster	KC vs. NO, Oct. 7	7 REC, 0 TD
129	DK Metcalf	SEA at NE, Sep. 15 (OT)	10 REC, 1 TD
128	George Kittle	SF vs. DAL, Oct. 27	6 REC, 1 TD
127	Malik Nabers	NYG at WAS, Sep. 15	10 REC, 1 TD
125	Alec Pierce	IND vs. HOU, Sep. 8	3 REC, 1 TD
125	Chris Godwin	TB at NO, Oct. 13	11 REC, 2 TD
125	Keon Coleman	BUF vs. TEN, Oct. 20	4 REC, 0 TD
125	Terry McLaurin	WAS vs. CHI, Oct. 27	5 REC, 0 TD
124	Trey McBride	ARI at MIA, Oct. 27	9 REC, 0 TD
122	Diontae Johnson	CAR at LV, Sep. 22	8 REC, 1 TD
122	Darius Slayton	NYG at SEA, Oct. 6	8 REC, 1 TD
122	Brian Thomas Jr.	JAX vs. IND, Oct. 6	5 REC, 1 TD
121	Jameson Williams	DET vs. LAR, Sep. 8 (OT)	5 REC, 1 TD
121	Rashod Bateman	BAL at TB, Oct. 21	4 REC, 1 TD
119	A.J. Brown	PHI vs. GB, Sep. 6	5 REC, 1 TD
119	Amon-Ra St. Brown	DET vs. TB, Sep. 15	11 REC, 0 TD
118	Ja'Marr Chase	CIN vs. WAS, Sep. 23	6 REC, 2 TD
117	Nico Collins	HOU at IND, Sep. 8	6 REC, 0 TD
117	Chris Godwin	TB at DET, Sep. 15	7 REC, 1 TD
117	Jaxon Smith-Njigba	SEA at NE, Sep. 15 (OT)	12 REC, 0 TD
116	A.J. Brown	PHI vs. CLE, Oct. 13	6 REC, 1 TD
115	Malik Nabers	NYG vs. DAL, Sep. 26	12 REC, 0 TD
115	Justin Jefferson	MIN at LAR, Oct. 24	8 REC, 0 TD
115	Zay Flowers	BAL at CLE, Oct. 27	7 REC, 0 TD
114	Allen Lazard	NYJ vs. BUF, Oct. 14	6 REC, 1 TD

# 2024 NATIONAL FOOTBALL LEAGUE

## 100-YARD RECEIVING GAMES

YARDS	PLAYER	GAME	DETAILS
113	George Pickens	PIT at IND, Sep. 29	7 REC, 0 TD
113	Michael Pittman	IND vs. PIT, Sep. 29	6 REC, 0 TD
113	Garrett Wilson	NYJ at NE, Oct. 27	5 REC, 0 TD
112	Rome Odunze	CHI at IND, Sep. 22	6 REC, 1 TD
112	Terry McLaurin	WAS vs. CLE, Oct. 6	4 REC, 0 TD
112	Amon-Ra St. Brown	DET at MIN, Oct. 20	8 REC, 1 TD
111	Isaiah Likely	BAL at KC, Sep. 5	9 REC, 1 TD
111	Zay Flowers	BAL at CIN, Oct. 6 (OT)	7 REC, 0 TD
111	George Pickens	PIT vs. NYJ, Oct. 20	5 REC, 1 TD
111	Marvin Harrison Jr.	ARI at MIA, Oct. 27	6 REC, 1 TD
111	Ladd McConkey	LAC vs. NO, Oct. 27	6 REC, 2 TD
110	Cooper Kupp	LAR at DET, Sep. 8 (OT)	14 REC, 1 TD
110	Davante Adams	LV at BAL, Sep. 15	9 REC, 1 TD
110	Deebo Samuel Sr.	SF at MIN, Sep. 15	8 REC, 0 TD
110	Rashee Rice	KC at ATL, Sep. 22	12 REC, 1 TD
109	Jaylen Waddle	MIA vs. JAX, Sep. 8	5 REC, 0 TD
109	Hunter Henry	NE vs. SEA, Sep. 15 (OT)	8 REC, 0 TD
109	Josh Downs	IND at HOU, Oct. 27	4 REC, 1 TD
108	Darius Slayton	NYG at PIT, Oct. 28	4 REC, 0 TD
107	Garrett Wilson	NYJ vs. BUF, Oct. 14	8 REC, 1 TD
107	Chris Olave	NO at LAC, Oct. 27	8 REC, 0 TD
107	Khalil Shakir	BUF at SEA, Oct. 27	9 REC, 0 TD
106	Puka Nacua	LAR vs. MIN, Oct. 24	7 REC, 0 TD
105	Darnell Mooney	ATL vs. TB, Oct. 3 (OT)	9 REC, 2 TD
105	DJ Moore	CHI vs. CAR, Oct. 6	5 REC, 2 TD
104	DK Metcalf	SEA vs. MIA, Sep. 22	4 REC, 1 TD
104	DK Metcalf	SEA at DET, Sep. 30	7 REC, 0 TD
103	Rashee Rice	KC vs. BAL, Sep. 5	7 REC, 0 TD
103	Breece Hall	NYJ at PIT, Oct. 20	6 REC, 0 TD
102	Deebo Samuel Sr.	SF at SEA, Oct. 10	3 REC, 1 TD
102	Evan Engram	JAX at CHI, Oct. 13	10 REC, 0 TD
101	Garrett Wilson	NYJ at MIN, Oct. 6	13 REC, 1 TD
100	Terry McLaurin	WAS at CIN, Sep. 23	4 REC, 1 TD
100	Cade Otton	TB vs. BAL, Oct. 21	8 REC, 0 TD
100	Courtland Sutton	DEN vs. CAR, Oct. 27	8 REC, 0 TD



# 2024 NATIONAL FOOTBALL LEAGUE

---

# 2024 NATIONAL FOOTBALL LEAGUE

## 100-YARD RUSHING GAMES

YARDS	PLAYER	GAME	DETAILS
199	Derrick Henry	BAL vs. BUF, Sep. 29	24 ATT, 1 TD
176	Saquon Barkley	PHI at NYG, Oct. 20	17 ATT, 1 TD
169	Derrick Henry	BAL at TB, Oct. 21	15 ATT, 0 TD
159	Joe Mixon	HOU at IND, Sep. 8	30 ATT, 1 TD
151	Josh Jacobs	GB vs. IND, Sep. 15	32 ATT, 0 TD
151	Derrick Henry	BAL at DAL, Sep. 22	25 ATT, 2 TD
147	Jordan Mason	SF vs. NYJ, Sep. 9	28 ATT, 1 TD
147	Saquon Barkley	PHI at NO, Sep. 22	17 ATT, 2 TD
145	Tyrone Tracy Jr.	NYG at PIT, Oct. 28	20 ATT, 1 TD
136	Sean Tucker	TB at NO, Oct. 13	14 ATT, 1 TD
135	J.K. Dobbins	LAC vs. LV, Sep. 8	10 ATT, 1 TD
133	Brian Robinson	WAS vs. NYG, Sep. 15	17 ATT, 0 TD
132	Derrick Henry	BAL vs. WAS, Oct. 13	24 ATT, 2 TD
131	J.K. Dobbins	LAC at CAR, Sep. 15	17 ATT, 1 TD
129	Tyrone Tracy Jr.	NYG at SEA, Oct. 6	18 ATT, 0 TD
129	D'Andre Swift	CHI at WAS, Oct. 27	18 ATT, 1 TD
127	Jahmyr Gibbs	DET vs. TEN, Oct. 27	11 ATT, 1 TD
127	Josh Jacobs	GB at JAX, Oct. 27	25 ATT, 2 TD
123	Jordan Mason	SF vs. NE, Sep. 29	24 ATT, 1 TD
122	Lamar Jackson	BAL at KC, Sep. 5	16 ATT, 0 TD
122	James Conner	ARI vs. LAR, Sep. 15	21 ATT, 1 TD
120	Rhamondre Stevenson	NE at CIN, Sep. 8	25 ATT, 1 TD
118	Tank Bigsby	JAX vs. NE, Oct. 20	26 ATT, 2 TD
116	Jahmyr Gibbs	DET at MIN, Oct. 20	15 ATT, 2 TD
115	Alvin Kamara	NO at DAL, Sep. 15	20 ATT, 3 TD
115	Joe Mixon	HOU at GB, Oct. 20	25 ATT, 2 TD
114	Chuba Hubbard	CAR at LV, Sep. 22	21 ATT, 0 TD
114	Najee Harris	PIT vs. NYG, Oct. 28	19 ATT, 0 TD
113	Breece Hall	NYJ vs. BUF, Oct. 14	18 ATT, 0 TD
111	James Cook	BUF at SEA, Oct. 27	17 ATT, 2 TD
110	Jonathan Taylor	IND vs. CHI, Sep. 22	23 ATT, 2 TD
109	Saquon Barkley	PHI vs. GB, Sep. 6	24 ATT, 2 TD
108	Saquon Barkley	PHI at CIN, Oct. 27	22 ATT, 0 TD
106	Najee Harris	PIT at LV, Oct. 13	14 ATT, 1 TD
105	David Montgomery	DET at ARI, Sep. 22	23 ATT, 1 TD
105	Tyler Allgeier	ATL at CAR, Oct. 13	18 ATT, 1 TD
105	Jonathan Taylor	IND at HOU, Oct. 27	20 ATT, 1 TD
104	James Conner	ARI vs. WAS, Sep. 29	18 ATT, 1 TD
104	Chuba Hubbard	CAR vs. CIN, Sep. 29	18 ATT, 1 TD
103	Kenneth Walker III	SEA vs. DEN, Sep. 8	20 ATT, 1 TD
103	Jonathan Taylor	IND at GB, Sep. 15	12 ATT, 0 TD

# 2024 NATIONAL FOOTBALL LEAGUE

---

## 100-YARD RUSHING GAMES

YARDS	PLAYER	GAME	DETAILS
103	Bijan Robinson	ATL vs. SEA, Oct. 20	21 ATT, 1 TD
102	Aaron Jones	MIN vs. HOU, Sep. 22	19 ATT, 0 TD
102	Kyren Williams	LAR vs. GB, Oct. 6	22 ATT, 1 TD
102	Kareem Hunt	KC vs. NO, Oct. 7	27 ATT, 1 TD
102	Joe Mixon	HOU at NE, Oct. 13	13 ATT, 1 TD
102	Najee Harris	PIT vs. NYJ, Oct. 20	21 ATT, 1 TD
102	Joe Mixon	HOU vs. IND, Oct. 27	25 ATT, 1 TD
101	Brian Robinson	WAS at ARI, Sep. 29	21 ATT, 1 TD
101	Tank Bigsby	JAX vs. IND, Oct. 6	13 ATT, 2 TD
101	James Conner	ARI vs. LAC, Oct. 21	19 ATT, 0 TD
100	Jordan Mason	SF at MIN, Sep. 15	20 ATT, 1 TD

# 2024 NATIONAL FOOTBALL LEAGUE

---

# 2024 NATIONAL FOOTBALL LEAGUE

## AFC LEADING PASSERS

RANK	PLAYER	TEAM	ATT	COMP	COMP%	YDS	YPA	TD	TD%	LONG	INT	INT%	RATING
1	L. Jackson	BAL	236	158	66.9%	2099	8.89	17	7.2%	59	2	0.8%	115.4
2	Allen	BUF	223	143	64.1%	1766	7.92	14	6.3%	57	1	0.4%	107.6
3	Burrow	CIN	263	185	70.3%	1993	7.58	15	5.7%	70t	3	1.1%	106.5
4	Herbert	LAC	196	127	64.8%	1443	7.36	8	4.1%	60t	1	0.5%	98.2
5	Stroud	HOU	266	177	66.5%	1948	7.32	11	4.1%	67t	4	1.5%	95.6
6	Fields	PIT	160	106	66.3%	1106	6.91	5	3.1%	55t	1	0.6%	93.9
7	Lawrence	JAX	243	152	62.6%	1835	7.55	11	4.5%	85t	4	1.6%	93.9
8	Rodgers	NYJ	284	175	61.6%	1896	6.68	12	4.2%	57	7	2.5%	85.1
9	Mahomes	KC	225	154	68.4%	1651	7.34	8	3.6%	54t	9	4.0%	84.9
10	*Nix	DEN	261	165	63.2%	1530	5.86	8	3.1%	49	5	1.9%	81.4
11	Minshew	LV	204	138	67.6%	1377	6.75	6	2.9%	57t	8	3.9%	80.0
12	D. Watson	CLE	216	137	63.4%	1148	5.31	5	2.3%	35	3	1.4%	79.0
13	Brissett	NE	159	94	59.1%	828	5.21	2	1.3%	50	1	0.6%	74.6



# 2024 NATIONAL FOOTBALL LEAGUE

---

## AFC LEADING PASSERS, RANKS

PLAYER	TEAM	ATT	COMP	COMP%	YDS	YPA	TD	TD%	INT	INT%	RATING
L. Jackson	BAL	6	5	4	1	1	1	1	5	5	1
Allen	BUF	8	8	8	6	2	3	2	1t	1	2
Burrow	CIN	3	1	1	2	3	2	3	6t	6	3
Herbert	LAC	11	11	7	9	5	7t	7	1t	2	4
Stroud	HOU	2	2	5	3	7	5t	6	8t	8	5
Fields	PIT	12	12	6	12	8	12t	9	1t	3	6
Lawrence	JAX	5	7	11	5	4	5t	4	8t	9	7
Rodgers	NYJ	1	3	12	4	10	4	5	11	11	8
Mahomes	KC	7	6	2	7	6	7t	8	13	13	9
*Nix	DEN	4	4	10	8	11	7t	10	10	10	10
Minshew	LV	10	9	3	10	9	11	11	12	12	11
D. Watson	CLE	9	10	9	11	12	12t	12	6t	7	12
Brissett	NE	13	13	13	14	13	20t	13	1t	4	13

# 2024 NATIONAL FOOTBALL LEAGUE

## AFC FOURTH-QUARTER PASSING LEADERS

RANK	PLAYER	TEAM	ATT	COMP	COMP%	YDS	YPA	TD	TD%	INT	INT%	RATING
1	Flacco	IND	26	16	61.5%	276	10.62	4	15.4%	0	0.0%	137.2
2	Mahomes	KC	35	25	71.4%	326	9.31	2	5.7%	0	0.0%	119.5
3	Winston	CLE	26	16	61.5%	189	7.27	2	7.7%	0	0.0%	109.3
4	Fields	PIT	39	23	59.0%	302	7.74	3	7.7%	0	0.0%	109.1
5	L. Jackson	BAL	67	40	59.7%	511	7.63	4	6.0%	0	0.0%	103.5
6	Herbert	LAC	39	24	61.5%	275	7.05	2	5.1%	0	0.0%	99.8
7	*Nix	DEN	67	47	70.1%	478	7.13	3	4.5%	2	3.0%	92.8
8	Burrow	CIN	51	35	68.6%	424	8.31	3	5.9%	3	5.9%	89.0
9	*Maye	NE	34	20	58.8%	241	7.09	2	5.9%	1	2.9%	88.0
10	Stroud	HOU	58	42	72.4%	388	6.69	2	3.4%	2	3.4%	87.4
11	D. Watson	CLE	58	39	67.2%	335	5.78	2	3.4%	1	1.7%	86.5
12	Allen	BUF	40	21	52.5%	295	7.38	1	2.5%	0	0.0%	84.9
13	Minshew	LV	66	45	68.2%	465	7.05	3	4.5%	3	4.5%	84.5
14	Lawrence	JAX	69	38	55.1%	415	6.01	3	4.3%	1	1.4%	81.5
15	Boyle	MIA	20	12	60.0%	132	6.60	0	0.0%	0	0.0%	79.6
16	Brissett	NE	51	28	54.9%	308	6.04	0	0.0%	0	0.0%	73.0
17	O'Connell	LV	45	27	60.0%	245	5.44	2	4.4%	2	4.4%	71.1
18	Rodgers	NYJ	76	46	60.5%	444	5.84	1	1.3%	2	2.6%	70.3
19	Richardson	IND	45	20	44.4%	346	7.69	2	4.4%	2	4.4%	67.5
20	Rudolph	TEN	20	10	50.0%	65	3.25	0	0.0%	1	5.0%	36.5
21	Levis	TEN	41	23	56.1%	159	3.88	0	0.0%	4	9.8%	25.4

# 2024 NATIONAL FOOTBALL LEAGUE

## AFC THIRD-DOWN PASSING LEADERS

RANK	PLAYER	TEAM	ATT	COMP	COMP%	YDS	YPA	TD	TD%	INT	INT%	RATING
1	Burrow	CIN	63	41	65.1%	512	8.13	6	9.5%	1	1.6%	115.3
2	Herbert	LAC	58	37	63.8%	375	6.47	4	6.9%	0	0.0%	105.2
3	Allen	BUF	65	34	52.3%	464	7.14	6	9.2%	1	1.5%	99.8
4	L. Jackson	BAL	56	32	57.1%	401	7.16	3	5.4%	0	0.0%	97.4
5	Mahomes	KC	58	37	63.8%	424	7.31	3	5.2%	1	1.7%	95.8
6	Fields	PIT	49	29	59.2%	343	7.00	2	4.1%	0	0.0%	94.2
7	Stroud	HOU	77	49	63.6%	597	7.75	2	2.6%	1	1.3%	90.7
8	Lawrence	JAX	61	29	47.5%	305	5.00	4	6.6%	1	1.6%	77.6
9	D. Watson	CLE	47	29	61.7%	259	5.51	0	0.0%	0	0.0%	76.5
10	Rodgers	NYJ	75	42	56.0%	524	6.99	4	5.3%	4	5.3%	73.4
11	*Nix	DEN	76	42	55.3%	389	5.12	3	3.9%	2	2.6%	71.7
12	Brissett	NE	53	29	54.7%	255	4.81	0	0.0%	1	1.9%	59.9
13	Minshev	LV	56	32	57.1%	295	5.27	1	1.8%	5	8.9%	40.4

# 2024 NATIONAL FOOTBALL LEAGUE

## AFC LEADING RUSHERS

RANK	PLAYER	TEAM	ATT	YDS	AVG	LONG	TD
1	Henry	BAL	145	946	6.5	87t	9
2	Harris	PIT	136	592	4.4	36t	2
3	Dobbins	LAC	112	535	4.8	61	4
4	Mixon	HOU	102	503	4.9	59	5
5	L. Jackson (QB)	BAL	81	501	6.2	33	2
6	Pollard	TEN	114	494	4.3	41	3
7	Bigsby	JAX	85	493	5.8	65t	4
8	Taylor	IND	92	454	4.9	29t	5
9	Cook	BUF	99	452	4.6	49t	7
10	Hall	NYJ	111	428	3.9	42	3
11	Stevenson	NE	104	422	4.1	33t	5
12	C. Brown	CIN	78	359	4.6	30t	4
13	Achane	MIA	81	357	4.4	47	1
14	Williams	DEN	90	345	3.8	20	2
15	Hunt	KC	84	308	3.7	13	4
16	Mattison	LV	83	265	3.2	24	3
17	J. Ford	CLE	50	264	5.3	36	1
18	*Nix (QB)	DEN	52	259	5.0	32	4
19t	*Davis	BUF	57	242	4.2	22	2
19t	Moss	CIN	74	242	3.3	16	2
19t	Richardson (QB)	IND	41	242	5.9	26	1
22	Gibson	NE	56	237	4.2	45	0
23	Fields (QB)	PIT	55	231	4.2	18	5
24	Etienne	JAX	56	230	4.1	22	2
25	Allen (QB)	BUF	45	204	4.5	19	3
26	McLaughlin	DEN	48	198	4.1	21	1
27	*Wright	MIA	36	190	5.3	20	0
28	*Allen	NYJ	49	187	3.8	20t	2
29	White	LV	54	164	3.0	17	0
30	Mostert	MIA	45	158	3.5	18	2
31	Foreman	CLE	46	155	3.4	25	0
32	Warren	PIT	41	151	3.7	18	0
33	D. Watson (QB)	CLE	31	148	4.8	16	1
34	*Steele	KC	41	140	3.4	9	0
35	Mahomes (QB)	KC	34	139	4.1	33	1
36	Pacheco	KC	34	135	4.0	11	1
37	Goodson	IND	27	128	4.7	33	1
38	Sermon	IND	45	127	2.8	17	2
39t	*Maye (QB)	NE	13	114	8.8	18	1
39t	Spears	TEN	33	114	3.5	11	1
41	Edwards	LAC	38	113	3.0	10	0
42	D. Johnson	JAX	26	108	4.2	13	0
43t	Burrow (QB)	CIN	24	106	4.4	47t	1
43t	Levis (QB)	TEN	16	106	6.6	21	0
45	Lawrence (QB)	JAX	20	105	5.3	33	1
46	Hill	BAL	27	104	3.9	17	0
47	Pierce	HOU	14	98	7.0	54t	1
48	Patterson	PIT	16	92	5.8	14	0
49	Badie	DEN	11	86	7.8	43	0
50	Stroud (QB)	HOU	23	84	3.7	13	0

# 2024 NATIONAL FOOTBALL LEAGUE

## AFC THIRD-AND-ONE RUSHING LEADERS

RANK	PLAYER	TEAM	ATT	FD	PCT
1t	*Allen	NYJ	5	5	100.0%
1t	Levis (QB)	TEN	4	4	100.0%
1t	Burrow (QB)	CIN	3	3	100.0%
1t	Fields (QB)	PIT	3	3	100.0%
1t	Hill	BAL	3	3	100.0%
1t	L. Jackson (QB)	BAL	3	3	100.0%
1t	Achane	MIA	2	2	100.0%
1t	Allen (QB)	BUF	2	2	100.0%
1t	Harris	PIT	2	2	100.0%
1t	Huntley (QB)	BAL-MIA	2	2	100.0%
1t	Lawrence (QB)	JAX	2	2	100.0%
12	Dobbins	LAC	7	6	85.7%
13t	Henry	BAL	6	5	83.3%
13t	*Nix (QB)	DEN	6	5	83.3%
15	*Steele	KC	4	3	75.0%
16t	Hall	NYJ	6	4	66.7%
16t	Haskins	LAC	3	2	66.7%
16t	Winston (QB)	CLE	3	2	66.7%
19t	Moss	CIN	5	3	60.0%
19t	Taylor	IND	5	3	60.0%
21t	Ingold	MIA	6	3	50.0%
21t	Sermon	IND	4	2	50.0%

# 2024 NATIONAL FOOTBALL LEAGUE

## AFC LEADERS IN RECEPTIONS

RANK	PLAYER	TEAM	REC	YDS	AVG	LONG	TD
1	*Bowers (TE)	LV	52	535	10.3	57t	1
2	Wilson	NYJ	51	573	11.2	35	3
3	Chase	CIN	48	674	14.0	70t	7
4	Diggs	HOU	47	496	10.6	49	3
5	Flowers	BAL	41	527	12.9	44	1
6	Kelce (TE)	KC	38	335	8.8	38	1
7	Shakir	BUF	36	421	11.7	52	2
8	Pickens	PIT	35	548	15.7	44	1
9t	*B. Thomas	JAX	33	573	17.4	85t	5
9t	Hall (RB)	NYJ	33	316	9.6	57	1
11t	Collins	HOU	32	567	17.7	67t	3
11t	Henry (TE)	NE	32	358	11.2	35	1
11t	Downs	IND	32	351	11.0	69t	3
14	Meyers	LV	31	325	10.5	33	2
15t	Lazard	NYJ	30	412	13.7	52t	5
15t	*McConkey	LAC	30	376	12.5	60t	4
15t	T. Hill	MIA	30	366	12.2	80t	1
15t	Moore	CLE	30	221	7.4	22	0
19t	Sutton	DEN	29	377	13.0	37	2
19t	Pittman	IND	29	352	12.1	33	2
19t	Higgins	CIN	29	341	11.8	25t	3
19t	Cooper	CLE-BUF	29	319	11.0	27	3
19t	Achane (RB)	MIA	29	244	8.4	39	2
24t	Kincaid (TE)	BUF	28	300	10.7	28	2
24t	Douglas	NE	28	271	9.7	35t	1
26t	Kirk	JAX	27	379	14.0	61	1
26t	Williams (RB)	DEN	27	174	6.4	26	0
28t	Jeudy	CLE	26	345	13.3	35	1
28t	Waddle	MIA	26	314	12.1	63	0
28t	Freiermuth (TE)	PIT	26	264	10.2	30	2
28t	Conklin (TE)	NYJ	26	240	9.2	27	2
28t	Dissly (TE)	LAC	26	233	9.0	22	0
33t	D. Adams	LV-NYJ	25	293	11.7	30	1
33t	J. Smith (TE)	MIA	25	256	10.2	18	1
33t	Gesicki (TE)	CIN	25	253	10.1	37	0
33t	Njoku (TE)	CLE	25	226	9.0	29	2
37t	Rice	KC	24	288	12.0	44t	2
37t	Likely (TE)	BAL	24	271	11.3	49t	3
37t	Dell	HOU	24	229	9.5	23	2
40t	Tucker	LV	23	252	11.0	54	1
40t	Schultz (TE)	HOU	23	223	9.7	28	0
40t	Moss (RB)	CIN	23	187	8.1	21	1
43t	Bateman	BAL	22	422	19.2	59	3
43t	Ridley	TEN	22	326	14.8	47	1
43t	Andrews (TE)	BAL	22	263	12.0	38	4
43t	Hill (RB)	BAL	22	229	10.4	19t	2
43t	Mattison (RB)	LV	22	195	8.9	31t	1
48t	*Coleman	BUF	21	396	18.9	57	3
48t	Boyd	TEN	21	184	8.8	27	0
48t	Pollard (RB)	TEN	21	109	5.2	22	0



# 2024 NATIONAL FOOTBALL LEAGUE

## AFC RECEIVING YARDAGE LEADERS

RANK	PLAYER	TEAM	YDS	REC	AVG	LONG	TD
1	Chase	CIN	674	48	14.0	70t	7
2t	*B. Thomas	JAX	573	33	17.4	85t	5
2t	Wilson	NYJ	573	51	11.2	35	3
4	Collins	HOU	567	32	17.7	67t	3
5	Pickens	PIT	548	35	15.7	44	1
6	*Bowers (TE)	LV	535	52	10.3	57t	1
7	Flowers	BAL	527	41	12.9	44	1
8	Diggs	HOU	496	47	10.6	49	3
9	Bateman	BAL	422	22	19.2	59	3
10	Shakir	BUF	421	36	11.7	52	2
11	Lazard	NYJ	412	30	13.7	52t	5
12	*Coleman	BUF	396	21	18.9	57	3
13	Pierce	IND	394	16	24.6	65t	3
14	Kirk	JAX	379	27	14.0	61	1
15	Sutton	DEN	377	29	13.0	37	2
16	*McConkey	LAC	376	30	12.5	60t	4
17	T. Hill	MIA	366	30	12.2	80t	1
18	Henry (TE)	NE	358	32	11.2	35	1
19	Pittman	IND	352	29	12.1	33	2
20	Downs	IND	351	32	11.0	69t	3
21	Jeudy	CLE	345	26	13.3	35	1
22	Higgins	CIN	341	29	11.8	25t	3
23	Kelce (TE)	KC	335	38	8.8	38	1
24	Ridley	TEN	326	22	14.8	47	1
25	Meyers	LV	325	31	10.5	33	2
26	Cooper	CLE-BUF	319	29	11.0	27	3
27	Hall (RB)	NYJ	316	33	9.6	57	1
28	Waddle	MIA	314	26	12.1	63	0
29	Kincaid (TE)	BUF	300	28	10.7	28	2
30	D. Adams	LV-NYJ	293	25	11.7	30	1
31	Rice	KC	288	24	12.0	44t	2
32t	Douglas	NE	271	28	9.7	35t	1
32t	Likely (TE)	BAL	271	24	11.3	49t	3
34	Freiermuth (TE)	PIT	264	26	10.2	30	2
35	Andrews (TE)	BAL	263	22	12.0	38	4
36	Austin	PIT	257	14	18.4	55t	2
37	J. Smith (TE)	MIA	256	25	10.2	18	1
38	Gesicki (TE)	CIN	253	25	10.1	37	0
39	Tucker	LV	252	23	11.0	54	1
40	Achane (RB)	MIA	244	29	8.4	39	2
41	Palmer	LAC	243	15	16.2	45	0
42	Conklin (TE)	NYJ	240	26	9.2	27	2
43	*Worthy	KC	235	19	12.4	54t	3
44	Dissly (TE)	LAC	233	26	9.0	22	0
45t	Dell	HOU	229	24	9.5	23	2
45t	Hill (RB)	BAL	229	22	10.4	19t	2
47	Njoku (TE)	CLE	226	25	9.0	29	2
48	Schultz (TE)	HOU	223	23	9.7	28	0
49	Moore	CLE	221	30	7.4	22	0
50	Davis	JAX	217	18	12.1	22	2

# 2024 NATIONAL FOOTBALL LEAGUE

## AFC THIRD-DOWN RECEIVING LEADERS

RANK	PLAYER	TEAM	REC	YDS	AVG	LONG	TD
1	Pickens	PIT	14	197	14.1	37	0
2t	Diggs	HOU	13	127	9.8	21	1
2t	Moore	CLE	13	117	9.0	22	0
4	Wilson	NYJ	12	148	12.3	26	1
5t	Collins	HOU	11	170	15.5	34	1
5t	Kelce (TE)	KC	11	140	12.7	38	1
5t	Henry (TE)	NE	11	132	12.0	32	0
5t	*Bowers (TE)	LV	11	120	10.9	27	0
9t	Shakir	BUF	10	181	18.1	52	1
9t	Sutton	DEN	10	156	15.6	29	1
9t	*McConkey	LAC	10	104	10.4	18	2
9t	Gesicki (TE)	CIN	10	100	10.0	24	0
9t	Douglas	NE	10	99	9.9	35t	1
14t	Lazard	NYJ	9	150	16.7	36t	2
14t	Chase	CIN	9	139	15.4	63t	1
14t	Higgins	CIN	9	113	12.6	25t	3
14t	Downs	IND	9	105	11.7	25	1
14t	J. Smith (TE)	MIA	9	81	9.0	13	1
14t	Tucker	LV	9	73	8.1	14	0
20t	Ogunbowale (RB)	HOU	8	115	14.4	31	0
20t	Kirk	JAX	8	106	13.3	30	1
20t	Waddle	MIA	8	103	12.9	21	0
20t	Hill (RB)	BAL	8	96	12.0	18	0
20t	Freiermuth (TE)	PIT	8	90	11.3	21	1
20t	Dell	HOU	8	82	10.3	19	0
26t	Conklin (TE)	NYJ	7	95	13.6	25	1
26t	Kincaid (TE)	BUF	7	94	13.4	28	1
26t	Meyers	LV	7	80	11.4	21	0
26t	Johnston	LAC	7	76	10.9	29t	2
26t	Boyd	TEN	7	72	10.3	20	0
26t	Cooper	CLE-BUF	7	63	9.0	13	0
26t	Williams (RB)	DEN	7	48	6.9	14	0
33t	Austin	PIT	6	113	18.8	29t	1
33t	Flowers	BAL	6	100	16.7	26	0
33t	Tillman	CLE	6	84	14.0	25	1
33t	T. Hill	MIA	6	79	13.2	30	0
33t	Ridley	TEN	6	75	12.5	22	0
33t	Strange (TE)	JAX	6	72	12.0	26	1
33t	*B. Thomas	JAX	6	64	10.7	19	2
33t	Palmer	LAC	6	63	10.5	24	0
33t	Moss (RB)	CIN	6	50	8.3	21	1
33t	Hall (RB)	NYJ	6	37	6.2	9	0
33t	Mattison (RB)	LV	6	28	4.7	11	0
44t	Pierce	IND	5	133	26.6	57	0
44t	Perine (RB)	KC	5	79	15.8	22	0
44t	Bateman	BAL	5	59	11.8	16t	1
44t	Schultz (TE)	HOU	5	59	11.8	18	0
44t	Andrews (TE)	BAL	5	44	8.8	13t	1
44t	Warren (RB)	PIT	5	43	8.6	11	0
44t	Gibson (RB)	NE	5	42	8.4	12	0
44t	Pittman	IND	5	34	6.8	12	1
44t	Dobbins (RB)	LAC	5	30	6.0	14	0

# 2024 NATIONAL FOOTBALL LEAGUE

## AFC LEADING SCORERS (NON-KICKING)

RANK	PLAYER	TEAM	POS	TOUCHDOWNS				X2	PTS
				TOTAL	RUSH	REC	RET		
1	Henry	BAL	RB	11	9	2	0	0	66
2	Cook	BUF	RB	8	7	1	0	0	48
3	Chase	CIN	WR	7	0	7	0	0	42
4	Mixon	HOU	RB	6	5	1	0	0	36
5t	C. Brown	CIN	RB	5	4	1	0	1	32
5t	Stevenson	NE	RB	5	5	0	0	1	32
5t	*B. Thomas	JAX	WR	5	0	5	0	1	32
8t	Fields	PIT	QB	5	5	0	0	0	30
8t	Lazard	NYJ	WR	5	0	5	0	0	30
8t	Taylor	IND	RB	5	5	0	0	0	30
8t	*Worthy	KC	WR	5	2	3	0	0	30
12	Mattison	LV	RB	4	3	1	0	1	26
13t	Andrews	BAL	TE	4	0	4	0	0	24
13t	Bigsby	JAX	RB	4	4	0	0	0	24
13t	Diggs	HOU	WR	4	1	3	0	0	24
13t	Dobbins	LAC	RB	4	4	0	0	0	24
13t	Hall	NYJ	RB	4	3	1	0	0	24
13t	Hunt	KC	RB	4	4	0	0	0	24
13t	*McConkey	LAC	WR	4	0	4	0	0	24
13t	*Nix	DEN	QB	4	4	0	0	0	24
21	Wilson	NYJ	WR	3	0	3	0	1	20
22t	Achane	MIA	RB	3	1	2	0	0	18
22t	*Allen	NYJ	RB	3	2	1	0	0	18
22t	Allen	BUF	QB	3	3	0	0	0	18
22t	Austin	PIT	WR	3	0	2	1	0	18
22t	Bateman	BAL	WR	3	0	3	0	0	18
22t	*Coleman	BUF	WR	3	0	3	0	0	18
22t	Collins	HOU	WR	3	0	3	0	0	18
22t	Cooper	CLE-BUF	WR	3	0	3	0	0	18
22t	Downs	IND	WR	3	0	3	0	0	18
22t	Higgins	CIN	WR	3	0	3	0	0	18
22t	Iosivas	CIN	WR	3	0	3	0	0	18
22t	Ty Johnson	BUF	RB	3	1	2	0	0	18
22t	Johnston	LAC	WR	3	0	3	0	0	18
22t	Likely	BAL	TE	3	0	3	0	0	18
22t	McLaughlin	DEN	RB	3	1	2	0	0	18
22t	Moss	CIN	RB	3	2	1	0	0	18
22t	Pierce	IND	WR	3	0	3	0	0	18
22t	Pollard	TEN	RB	3	3	0	0	0	18
22t	Westbrook-Ikhine	TEN	WR	3	0	3	0	0	18
41t	Meyers	LV	WR	2	0	2	0	1	14
41t	Ridley	TEN	WR	2	1	1	0	0	14
41t	Tillman	CLE	WR	2	0	2	0	1	14
44t	Conklin	NYJ	TE	2	0	2	0	0	12
44t	Davis	JAX	WR	2	0	2	0	0	12
44t	*Davis	BUF	RB	2	2	0	0	0	12

# 2024 NATIONAL FOOTBALL LEAGUE

## AFC LEADING SCORERS (NON-KICKING)

RANK	PLAYER	TEAM	POS	TOUCHDOWNS				X2	PTS
				TOTAL	RUSH	REC	RET		
44t	Dell	HOU	WR	2	0	2	0	0	12
44t	Etienne	JAX	RB	2	2	0	0	0	12
44t	Freiermuth	PIT	TE	2	0	2	0	0	12
44t	Harris	PIT	RB	2	2	0	0	0	12
44t	Hill	BAL	RB	2	0	2	0	0	12
44t	Hollins	BUF	WR	2	0	2	0	0	12
44t	L. Jackson	BAL	QB	2	2	0	0	0	12
44t	Kincaid	BUF	TE	2	0	2	0	0	12
44t	McLeod	CLE	FS	2	0	0	2	0	12
44t	Mostert	MIA	RB	2	2	0	0	0	12
44t	Njoku	CLE	TE	2	0	2	0	0	12
44t	Pittman	IND	WR	2	0	2	0	0	12
44t	Rice	KC	WR	2	0	2	0	0	12
44t	Sermon	IND	RB	2	2	0	0	0	12
44t	Shakir	BUF	WR	2	0	2	0	0	12
44t	Strange	JAX	TE	2	0	2	0	0	12
44t	Sutton	DEN	WR	2	0	2	0	0	12
44t	Tucker	LV	WR	2	1	1	0	0	12
44t	Turner	LV	WR	2	1	1	0	0	12
44t	Williams	DEN	RB	2	2	0	0	0	12



# 2024 NATIONAL FOOTBALL LEAGUE

---

## AFC LEADING SCORERS (KICKING)

RANK	PLAYER	TEAM	PAT	FG	FG%	LONG	PTS
1	Boswell	PIT	16/16	23/24	95.8%	57	85
2	Fairbairn	HOU	17/17	19/21	90.5%	59	74
3	Tucker	BAL	29/29	13/17	76.5%	56	68
4	Lutz	DEN	16/16	17/18	94.4%	52	67
5	Bass	BUF	26/28	12/15	80.0%	50	62
6	Dicker	LAC	9/11	17/18	94.4%	59	60
7	Butker	KC	17/18	14/16	87.5%	53	59
8t	Carlson	LV	11/11	15/17	88.2%	54	56
8t	*C. Little	JAX	17/17	13/14	92.9%	53	56
10	McPherson	CIN	20/21	11/15	73.3%	56	53
11	Gay	IND	16/16	12/14	85.7%	52	52
12	Hopkins	CLE	9/11	13/16	81.3%	56	48
13	Slye	NE	11/11	11/13	84.6%	63	44
14	Sanders	MIA	7/7	12/16	75.0%	56	43
15t	Folk	TEN	13/13	9/9	100.0%	53	40
15t	Zuerlein	NYJ	13/14	9/15	60.0%	40	40
17	*Shrader	IND	3/3	0/0	---	---	3



# 2024 NATIONAL FOOTBALL LEAGUE

---

# 2024 NATIONAL FOOTBALL LEAGUE

---

## AFC TOUCHBACKS ON KICKOFFS

RANK	PLAYER	TEAM	TB
1	Tucker	BAL	39
2	Bass	BUF	38
3	C. Little	JAX	34
4	McPherson	CIN	33
5t	Boswell	PIT	31
5t	Butker	KC	31
7	Gay	IND	29
8	Zuerlein	NYJ	28
9	Dicker	LAC	26
10	Lutz	DEN	25
11	Slye	NE	24
12	Fairbairn	HOU	21
13	Folk	TEN	20
14	Carlson	LV	19
15	Sanders	MIA	18
16	Hopkins	CLE	16
17	Shrader	IND	5



# 2024 NATIONAL FOOTBALL LEAGUE

## AFC MOST YARDS FROM SCRIMMAGE

RANK	PLAYER	TEAM	POS	TOTAL			RUSHING			RECEIVING		
				YDS	PLAYS	AVG	YDS	ATT	AVG	YDS	ATT	AVG
1	Henry	BAL	RB	1012	153	6.6	946	145	6.5	66	8	8.3
2t	Hall	NYJ	RB	744	144	5.2	428	111	3.9	316	33	9.6
2t	Harris	PIT	RB	744	153	4.9	592	136	4.4	152	17	8.9
4	Chase	CIN	WR	685	49	14.0	11	1	11.0	674	48	14.0
5	Dobbins	LAC	RB	622	131	4.7	535	112	4.8	87	19	4.6
6	Mixon	HOU	RB	618	116	5.3	503	102	4.9	115	14	8.2
7	Pollard	TEN	RB	603	135	4.5	494	114	4.3	109	21	5.2
8	Achane	MIA	RB	601	110	5.5	357	81	4.4	244	29	8.4
9	Cook	BUF	RB	597	113	5.3	452	99	4.6	145	14	10.4
10	*B. Thomas	JAX	WR	588	36	16.3	15	3	5.0	573	33	17.4
11	Wilson	NYJ	WR	578	52	11.1	5	1	5.0	573	51	11.2
12	Flowers	BAL	WR	574	47	12.2	47	6	7.8	527	41	12.9
13	Collins	HOU	WR	567	32	17.7	0	0	---	567	32	17.7
14	*Bowers	LV	TE	547	53	10.3	12	1	12.0	535	52	10.3
15	Taylor	IND	RB	543	99	5.5	454	92	4.9	89	7	12.7
16	Pickens	PIT	WR	538	36	14.9	-10	1	-10.0	548	35	15.7
17	Bigsby	JAX	RB	529	88	6.0	493	85	5.8	36	3	12.0
18	Williams	DEN	RB	519	117	4.4	345	90	3.8	174	27	6.4
19	Diggs	HOU	WR	504	50	10.1	8	3	2.7	496	47	10.6
20	L. Jackson	BAL	QB	501	81	6.2	501	81	6.2	0	0	---
21	Stevenson	NE	RB	483	122	4.0	422	104	4.1	61	18	3.4
22	Mattison	LV	RB	460	105	4.4	265	83	3.2	195	22	8.9
23	Moss	CIN	RB	429	97	4.4	242	74	3.3	187	23	8.1
24	Shakir	BUF	WR	425	38	11.2	4	2	2.0	421	36	11.7
25	Bateman	BAL	WR	422	22	19.2	0	0	---	422	22	19.2
26	C. Brown	CIN	RB	420	94	4.5	359	78	4.6	61	16	3.8
27	Lazard	NYJ	WR	412	30	13.7	0	0	---	412	30	13.7
28	T. Hill	MIA	WR	402	35	11.5	36	5	7.2	366	30	12.2
29	*Coleman	BUF	WR	396	21	18.9	0	0	---	396	21	18.9
30	Pierce	IND	WR	394	16	24.6	0	0	---	394	16	24.6
31	Kirk	JAX	WR	379	27	14.0	0	0	---	379	27	14.0
32	Sutton	DEN	WR	377	29	13.0	0	0	---	377	29	13.0
33	*McConkey	LAC	WR	376	30	12.5	0	0	---	376	30	12.5
34	Downs	IND	WR	363	33	11.0	12	1	12.0	351	32	11.0
35t	Henry	NE	TE	358	32	11.2	0	0	---	358	32	11.2
35t	Ridley	TEN	WR	358	26	13.8	32	4	8.0	326	22	14.8
37	Gibson	NE	RB	356	68	5.2	237	56	4.2	119	12	9.9
38	Pittman	IND	WR	352	29	12.1	0	0	---	352	29	12.1
39	J. Ford	CLE	RB	351	70	5.0	264	50	5.3	87	20	4.4
40	Hunt	KC	RB	348	90	3.9	308	84	3.7	40	6	6.7
41	Jeudy	CLE	WR	345	26	13.3	0	0	---	345	26	13.3
42	Higgins	CIN	WR	341	29	11.8	0	0	---	341	29	11.8
43	Kelce	KC	TE	336	39	8.6	1	1	1.0	335	38	8.8
44	Hill	BAL	RB	333	49	6.8	104	27	3.9	229	22	10.4
45	Meyers	LV	WR	328	32	10.3	3	1	3.0	325	31	10.5
46t	*Davis	BUF	RB	321	65	4.9	242	57	4.2	79	8	9.9
46t	Etienne	JAX	RB	321	72	4.5	230	56	4.1	91	16	5.7
46t	Waddle	MIA	WR	321	28	11.5	7	2	3.5	314	26	12.1
49	Cooper	CLE-BUF	WR	319	29	11.0	0	0	---	319	29	11.0
50	Kincaid	BUF	TE	300	28	10.7	0	0	---	300	28	10.7



# 2024 NATIONAL FOOTBALL LEAGUE

## AFC LEADERS IN FIRST DOWNS

RANK	PLAYER	TEAM	POS	TOTAL	RUSH	REC
1	Henry	BAL	RB	44	40	4
2	Cook	BUF	RB	33	25	8
3t	Diggs	HOU	WR	32	1	31
3t	Dobbins	LAC	RB	32	28	4
3t	Harris	PIT	RB	32	26	6
3t	Wilson	NYJ	WR	32	1	31
7t	Chase	CIN	WR	31	1	30
7t	Taylor	IND	RB	31	26	5
9	Mixon	HOU	RB	29	23	6
10t	Hall	NYJ	RB	28	19	9
10t	Pollard	TEN	RB	28	23	5
12t	*Bowers	LV	TE	27	1	26
12t	Collins	HOU	WR	27	0	27
12t	Flowers	BAL	WR	27	1	26
15	Mattison	LV	RB	26	17	9
16t	L. Jackson	BAL	QB	25	25	0
16t	*B. Thomas	JAX	WR	25	1	24
16t	Williams	DEN	RB	25	19	6
19t	Achane	MIA	RB	24	13	11
19t	Moss	CIN	RB	24	13	11
19t	*Nix	DEN	QB	24	24	0
22t	Lazard	NYJ	WR	23	0	23
22t	Stevenson	NE	RB	23	21	2
24	Pickens	PIT	WR	22	0	22
25t	Bigsby	JAX	RB	21	20	1
25t	Henry	NE	TE	21	0	21
25t	Higgins	CIN	WR	21	0	21
28t	Allen	BUF	QB	20	20	0
28t	C. Brown	CIN	RB	20	17	3
28t	Etienne	JAX	RB	20	14	6
28t	Sutton	DEN	WR	20	0	20
32t	Downs	IND	WR	19	1	18
32t	J. Ford	CLE	RB	19	17	2
32t	Hill	BAL	RB	19	9	10
32t	Hunt	KC	RB	19	15	4
32t	*McConkey	LAC	WR	19	0	19
32t	Meyers	LV	WR	19	0	19
38t	Bateman	BAL	WR	18	0	18
38t	Kirk	JAX	WR	18	0	18
40t	*Allen	NYJ	RB	17	13	4
40t	Fields	PIT	QB	17	17	0
40t	T. Hill	MIA	WR	17	2	15
40t	Jeudy	CLE	WR	17	0	17
40t	Kelce	KC	TE	17	0	17
40t	J. Smith	MIA	TE	17	0	17
46t	Andrews	BAL	TE	16	0	16
46t	*Davis	BUF	RB	16	14	2
46t	Gibson	NE	RB	16	10	6
46t	Kincaid	BUF	TE	16	0	16
46t	Rice	KC	WR	16	1	15
46t	Richardson	IND	QB	16	16	0
46t	Sermon	IND	RB	16	13	3
46t	Shakir	BUF	WR	16	0	16









# 2024 NATIONAL FOOTBALL LEAGUE

## AFC PUNTING YARDS LEADERS

RANK	PLAYER	TEAM	POS	PUNTS	YARDS	LONG	AVG	TB	BLK	DWN	OB	RETURNS		IN20	NET AVG
												TOT	YDS		
1	Cole	LV	P	31	1641	68	52.9	5	1	2	6	11	155	12	43.3
2	Bojorquez	CLE	P	44	2282	84	51.9	3	0	7	4	21	280	20	44.1
3	Araiza	KC	P	18	929	67	51.6	3	0	3	0	7	62	9	44.8
4	Cooke	JAX	P	29	1492	73	51.4	2	0	0	6	14	130	14	45.6
5	Stonehouse	TEN	P	34	1741	75	51.2	2	2	2	0	25	454	7	34.6
6	Baringer	NE	P	41	2087	69	50.9	4	0	2	1	23	312	20	41.3
7	*Rehkov	CIN	P	28	1411	80	50.4	3	0	3	1	14	94	15	44.9
8	Sanchez	IND	P	37	1829	65	49.4	3	0	2	2	13	152	19	43.7
9	Scott	LAC	P	35	1707	67	48.8	3	0	3	5	13	116	14	43.7
10	Martin	BUF	P	31	1476	65	47.6	4	0	2	5	13	122	13	41.1
11	Bailey	MIA	P	26	1227	59	47.2	2	1	3	8	9	90	12	40.6
12	Morstead	NYJ	P	35	1645	60	47.0	4	0	2	1	18	157	11	40.2
13	Waitman	PIT	P	29	1357	58	46.8	4	0	2	2	11	35	14	42.8
14	Dixon	DEN	P	41	1913	65	46.7	3	0	6	3	14	97	20	42.8
15	Stout	BAL	P	24	1110	67	46.3	2	0	2	3	11	88	10	40.9
16	Townsend	HOU	P	38	1733	66	45.6	2	1	8	5	12	59	20	41.9

# 2024 NATIONAL FOOTBALL LEAGUE

## AFC NET PUNTING YARDS LEADERS

RANK	PLAYER	TEAM	POS	PUNTS	YARDS	LONG	AVG	TB	BLK	DWN	OB	RETURNS		IN20	NET AVG
												TOT	YDS		
1	Cooke	JAX	P	29	1492	73	51.4	2	0	0	6	14	130	14	45.6
2	*Rehkw	CIN	P	28	1411	80	50.4	3	0	3	1	14	94	15	44.9
3	Araiza	KC	P	18	929	67	51.6	3	0	3	0	7	62	9	44.8
4	Bojorquez	CLE	P	44	2282	84	51.9	3	0	7	4	21	280	20	44.1
5	Scott	LAC	P	35	1707	67	48.8	3	0	3	5	13	116	14	43.7
6	Sanchez	IND	P	37	1829	65	49.4	3	0	2	2	13	152	19	43.7
7	Cole	LV	P	31	1641	68	52.9	5	1	2	6	11	155	12	43.3
8	Dixon	DEN	P	41	1913	65	46.7	3	0	6	3	14	97	20	42.8
9	Waitman	PIT	P	29	1357	58	46.8	4	0	2	2	11	35	14	42.8
10	Townsend	HOU	P	38	1733	66	45.6	2	1	8	5	12	59	20	41.9
11	Baringer	NE	P	41	2087	69	50.9	4	0	2	1	23	312	20	41.3
12	Martin	BUF	P	31	1476	65	47.6	4	0	2	5	13	122	13	41.1
13	Stout	BAL	P	24	1110	67	46.3	2	0	2	3	11	88	10	40.9
14	Bailey	MIA	P	26	1227	59	47.2	2	1	3	8	9	90	12	40.6
15	Morstead	NYJ	P	35	1645	60	47.0	4	0	2	1	18	157	11	40.2
16	Stonehouse	TEN	P	34	1741	75	51.2	2	2	2	0	25	454	7	34.6

# 2024 NATIONAL FOOTBALL LEAGUE

---



# 2024 NATIONAL FOOTBALL LEAGUE

---

## AFC PUNT RETURN LEADERS

RANK	PLAYER	TEAM	POS	RET	FC	YDS	AVG	LONG	TD
1	M. Jones	NE	CB	15	3	197	13.1	62	0
2	Austin	PIT	WR	16	11	206	12.9	73t	1
3	Darden	CLE	WR	15	2	177	11.8	28	0
4	Hardman	KC	WR	12	5	133	11.1	55	0
5	Mims	DEN	WR	16	13	176	11.0	38	0
6	Downs	IND	WR	10	4	108	10.8	23	0
7	*Codrington	BUF	DB	14	5	150	10.7	22	0
8	Gipson	NYJ	WR	22	8	211	9.6	40	0
9	Proche	CLE	WR	13	1	119	9.2	17	0
10	*Jackson	TEN	WR	21	3	172	8.2	18	0
11	Jones	CIN	WR	14	5	99	7.1	23	0
12	Sims	HOU	WR	12	6	56	4.7	19	0

# 2024 NATIONAL FOOTBALL LEAGUE

---

## AFC KICKOFF RETURN LEADERS

RANK	PLAYER	TEAM	POS	RET	YDS	AVG	LONG	TD
1	*Jackson	TEN	WR	12	325	27.1	34	0

# 2024 NATIONAL FOOTBALL LEAGUE

---

# 2024 NATIONAL FOOTBALL LEAGUE

## AFC INTERCEPTION LEADERS

RANK	PLAYER	TEAM	POS	INT	YARDS	AVG	LONG	TD
1	Humphrey	BAL	CB	4	0	0.0	0	0
2t	*Bishop	PIT	CB	3	46	15.3	41	0
2t	*Bullock	HOU	SAF	3	28	9.3	28	0
2t	Jackson	PIT	CB	3	75	25.0	49	0
2t	Surtain	DEN	CB	3	128	42.7	100t	1
6t	Echols	NYJ	CB	2	0	0.0	0	0
6t	Hamlin	BUF	SS	2	19	9.5	19	0
6t	Ingram	BUF	DB	2	56	28.0	31t	1
6t	Jones	IND	DB	2	5	2.5	5	0
6t	Moehrig	LV	SAF	2	28	14.0	16	0
6t	Molden	LAC	CB	2	28	14.0	25	0
12t	Bell	CIN	SS	1	32	32.0	32	0
12t	Benford	BUF	CB	1	6	6.0	6	0
12t	Bernard	BUF	LB	1	1	1.0	1	0
12t	Blackmon	IND	SAF	1	0	0.0	0	0
12t	Cisco	JAX	FS	1	22	22.0	22	0
12t	Conner	KC	DB	1	3	3.0	3	0
12t	Cook	KC	FS	1	0	0.0	0	0
12t	Cross	IND	SAF	1	0	0.0	0	0
12t	Davis-Gaither	CIN	LB	1	12	12.0	12	0
12t	Dupree	LAC	OLB	1	0	0.0	0	0
12t	D. Elliott	PIT	DB	1	0	0.0	0	0
12t	Ford	LAC	DT	1	3	3.0	3	0
12t	Fulton	LAC	CB	1	29	29.0	29	0
12t	Gonzalez	NE	CB	1	2	2.0	2	0
12t	Hewitt	HOU	LB	1	45	45.0	45	0
12t	*Hicks	KC	SAF	1	0	0.0	0	0
12t	Hobbs	LV	CB	1	35	35.0	35	0
12t	Hooker	TEN	SAF	1	30	30.0	30	0
12t	Hubbard	CIN	DE	1	0	0.0	0	0
12t	A. Johnson	BUF	NT	1	5	5.0	5	0
12t	Ta. Johnson	BUF	CB	1	0	0.0	0	0
12t	B. Jones	DEN	SAF	1	37	37.0	37	0
12t	*J. Jones	JAX	CB	1	0	0.0	0	0
12t	M. Jones	NE	CB	1	35	35.0	35	0
12t	Kazee	PIT	SS	1	5	5.0	5	0
12t	Kohou	MIA	CB	1	2	2.0	2	0
12t	*Lassiter	HOU	CB	1	9	9.0	9	0
12t	McMillian	DEN	CB	1	0	0.0	0	0
12t	Moss	DEN	CB	1	0	0.0	0	0
12t	Murray	HOU	SS	1	0	0.0	0	0
12t	Ogbah	MIA	OLB	1	0	0.0	0	0
12t	Owusu-Koramoah	CLE	LB	1	0	0.0	0	0
12t	Peppers	NE	FS	1	0	0.0	0	0
12t	Pitre	HOU	SAF	1	10	10.0	10	0
12t	Porter	PIT	CB	1	16	16.0	16	0
12t	Pratt	CIN	LB	1	24	24.0	24	0
12t	Reid	KC	SS	1	8	8.0	8	0
12t	*Roland-Wallace	KC	CB	1	0	0.0	0	0
12t	Sieler	MIA	DE	1	0	0.0	0	0
12t	Singleton	DEN	LB	1	21	21.0	21	0
12t	Smith	BAL	ILB	1	0	0.0	0	0
12t	Spillane	LV	LB	1	0	0.0	0	0
12t	Stingley	HOU	CB	1	0	0.0	0	0
12t	Stone	CIN	SAF	1	49	49.0	49	0

# 2024 NATIONAL FOOTBALL LEAGUE

---

## AFC INTERCEPTION LEADERS

RANK	PLAYER	TEAM	POS	INT	YARDS	AVG	LONG	TD
12t	Tart	LAC	DT	1	4	4.0	4	0
12t	Taylor-Britt	CIN	CB	1	0	0.0	0	0
12t	Trice	PIT	CB	1	0	0.0	0	0





# 2024 NATIONAL FOOTBALL LEAGUE

## AFC SACK LEADERS

RANK	PLAYER	TEAM	POS	SACKS
1	McDonald	NYJ	DE	8.0
2	Anderson	HOU	DE	7.5
3t	Hendrickson	CIN	DE	7.0
3t	Van Noy	BAL	MLB	7.0
5t	Crosby	LV	DE	6.5
5t	Walker	JAX	DE	6.5
5t	Watt	PIT	OLB	6.5
8	Bonitto	DEN	LB	6.0
9t	Cooper	DEN	LB	5.5
9t	Hunter	HOU	DE	5.5
11	Z. Smith	CLE	DE	5.0
12	Oweh	BAL	LB	4.5
13t	Allen	DEN	DE	4.0
13t	Epenesa	BUF	DE	4.0
13t	Garrett	CLE	DE	4.0
13t	Landry	TEN	LB	4.0
13t	Settle	HOU	DT	4.0
13t	White	NE	DE	4.0
19t	Mack	LAC	OLB	3.5
19t	Rousseau	BUF	DE	3.5
19t	Quin. Williams	NYJ	NT	3.5
22t	Dupree	LAC	OLB	3.0
22t	Franklin-Myers	DEN	DE	3.0
22t	Ca. Heyward	PIT	DT	3.0
22t	Highsmith	PIT	LB	3.0
22t	Hines-Allen	JAX	DE	3.0
22t	Ch. Jones	KC	DT	3.0
22t	Karlaftis	KC	DE	3.0
22t	Key	TEN	LB	3.0
22t	Miller	BUF	OLB	3.0
22t	Odeyingbo	IND	DE	3.0
22t	Owusu-Koramoah	CLE	LB	3.0
22t	Strnad	DEN	LB	3.0
34t	Buckner	IND	DT	2.5
34t	Clemons	NYJ	DE	2.5
34t	Ni. Herbig	PIT	LB	2.5
34t	Wharton	KC	DT	2.5
38t	Barnett	HOU	DE	2.0
38t	Bosa	LAC	LB	2.0
38t	C. Campbell	MIA	DE	2.0
38t	Edwards	HOU	DE	2.0
38t	*Elliss	DEN	LB	2.0
38t	Hamilton	BAL	SAF	2.0
38t	Hubbard	CIN	DE	2.0
38t	Jones	BUF	DT	2.0
38t	Joseph-Day	TEN	DT	2.0
38t	*Latu	IND	DE	2.0
38t	Madubuike	BAL	DT	2.0
38t	Murray	TEN	LB	2.0
38t	Ogbah	MIA	OLB	2.0
38t	Okoronkwo	CLE	DE	2.0
38t	Pennel	KC	DT	2.0
38t	Roy	NE	DT	2.0
38t	Sieler	MIA	DE	2.0
38t	Simmons	TEN	DT	2.0

# 2024 NATIONAL FOOTBALL LEAGUE

---

## AFC SACK LEADERS

RANK	PLAYER	TEAM	POS	SACKS
38t	*Solomon	BUF	DE	2.0
38t	Tillman	DEN	LB	2.0
38t	Uche	NE-KC	LB	2.0
38t	Wilkins	LV	DT	2.0
38t	Wise	NE	DE	2.0



# 2024 NATIONAL FOOTBALL LEAGUE

## AFC LEADERS IN FUMBLE RECOVERIES

RANK	PLAYER	TEAM	POS	TOTAL	OWN TEAM	OPP TEAM
1t	Fields	PIT	QB	3	3	0
1t	L. Jackson	BAL	QB	3	3	0
1t	Richardson	IND	QB	3	3	0
1t	Rodgers	NYJ	QB	3	3	0
5t	Bitonio	CLE	OG	2	2	0
5t	Brissett	NE	QB	2	2	0
5t	Burrow	CIN	QB	2	2	0
5t	Herbert	LAC	QB	2	2	0
5t	Lammons	IND	DB	2	0	2
5t	Pratt	CIN	LB	2	0	2
5t	Warren	PIT	RB	2	2	0
5t	Watt	PIT	OLB	2	0	2
5t	Williams	BUF	LB	2	0	2
5t	Quin. Williams	NYJ	OLB	2	0	2
15t	Abdullah	LV	RB	1	1	0
15t	Alexander	DEN	MLB	1	0	1
15t	Allen	BUF	QB	1	1	0
15t	Anderson	HOU	DE	1	0	1
15t	Anudike-Uzomah	KC	DE	1	0	1
15t	Armstead	MIA	OT	1	1	0
15t	J. Baker	SEA-TEN	OLB	1	0	1
15t	Barton	DEN	LB	1	0	1
15t	Benton	PIT	DT	1	0	1
15t	Bernard	BUF	LB	1	0	1
15t	Bigsby	JAX	RB	1	1	0
15t	Blackmon	IND	SAF	1	0	1
15t	Bolden	NE	CB	1	0	1
15t	*Bortolini	IND	C	1	1	0
15t	Bryan	IND	DT	1	0	1
15t	*Bullock	HOU	SAF	1	0	1
15t	Carter	NYJ	CB	1	0	1
15t	Chestnut	TEN	RB	1	0	1
15t	Clark	NYJ	FS	1	0	1
15t	*Codrington	BUF	DB	1	1	0
15t	Conklin	NYJ	TE	1	1	0
15t	Conner	KC	DB	1	0	1
15t	Cushenberry	TEN	C	1	1	0
15t	Delpit	CLE	SAF	1	0	1
15t	Edwards	LAC	RB	1	1	0
15t	Edwards	HOU	DE	1	0	1
15t	D. Elliott	PIT	DB	1	0	1
15t	Elliss	NE	LB	1	0	1
15t	Emerson	CLE	CB	1	0	1
15t	Etienne	JAX	RB	1	1	0
15t	Foreman	CLE	RB	1	1	0
15t	Gibson	NE	RB	1	1	0
15t	Hamilton	BAL	SAF	1	0	1
15t	Hawkins	NE	SAF	1	0	1
15t	Ni. Herbig	PIT	LB	1	0	1
15t	Hickman	CLE	SAF	1	0	1
15t	Hines-Allen	JAX	DE	1	0	1
15t	Hollins	BUF	WR	1	0	1
15t	Ingold	MIA	FB	1	1	0
15t	A. Jackson	MIA	OT	1	1	0
15t	*Jackson	TEN	WR	1	1	0

# 2024 NATIONAL FOOTBALL LEAGUE

## AFC LEADERS IN FUMBLE RECOVERIES

RANK	PLAYER	TEAM	POS	TOTAL	OWN TEAM	OPP TEAM
15t	D. Johnson	JAX	RB	1	1	0
15t	Ty Johnson	BUF	RB	1	1	0
15t	B. Jones	DEN	SAF	1	0	1
15t	M. Jones	NE	CB	1	0	1
15t	R. Jones	MIA	G	1	1	0
15t	Jordan	NE	OG	1	1	0
15t	Key	TEN	LB	1	0	1
15t	Kohou	MIA	CB	1	0	1
15t	*Latu	IND	DE	1	0	1
15t	Lawrence	JAX	QB	1	1	0
15t	Levis	TEN	QB	1	1	0
15t	Mack	LAC	OLB	1	0	1
15t	McLeod	CLE	FS	1	0	1
15t	Miller	LV	OT	1	1	0
15t	Molden	LAC	CB	1	0	1
15t	Moss	DEN	CB	1	0	1
15t	Moss	CIN	RB	1	1	0
15t	*Nix	DEN	QB	1	1	0
15t	Odeyingbo	IND	DE	1	0	1
15t	Olubi	IND	LB	1	0	1
15t	Otomewo	JAX	DE	1	1	0
15t	Perine	KC	RB	1	1	0
15t	Pollard	TEN	RB	1	1	0
15t	Ricard	BAL	FB-DE	1	1	0
15t	Rudolph	TEN	QB	1	1	0
15t	Sanders	MIA	K	1	1	0
15t	Scott	LAC	P	1	1	0
15t	Sieler	MIA	DE	1	0	1
15t	Simpson	BAL	LB	1	0	1
15t	Skinner	DEN	SAF	1	0	1
15t	Slater	LAC	OT	1	1	0
15t	Spector	BUF	LB	1	0	1
15t	Stevenson	NE	RB	1	1	0
15t	Stewart	IND	DT	1	0	1
15t	Stewart	HOU	SAF	1	0	1
15t	Stroud	HOU	QB	1	1	0
15t	Tagovailoa	MIA	QB	1	1	0
15t	Tart	LAC	DT	1	0	1
15t	Taylor	LAC	CB	1	0	1
15t	D. Thomas	JAX	SAF	1	0	1
15t	Toohill	BUF	DE	1	0	1
15t	Torrence	BUF	OG	1	1	0
15t	Tranquill	KC	LB	1	0	1
15t	Trautman	DEN	TE	1	1	0
15t	Washington	JAX	WR	1	1	0
15t	D. Watson	CLE	QB	1	1	0
15t	M. Williams	BAL	FS	1	0	1
15t	Wilson	MIA	RB	1	1	0
15t	*Worthy	KC	WR	1	1	0

# 2024 NATIONAL FOOTBALL LEAGUE

## AFC LEADERS IN RECOVERIES OF FUMBLES BY OWN TEAM

RANK	PLAYER	TEAM	POS	REC	YARDS	AVG	LONG	TD
1t	Fields	PIT	QB	3	0	0.0	0t	0
1t	L. Jackson	BAL	QB	3	-7	-2.3	0t	0
1t	Richardson	IND	QB	3	0	0.0	0t	0
1t	Rodgers	NYJ	QB	3	0	0.0	0t	0
5t	Bitonio	CLE	OG	2	0	0.0	0t	0
5t	Brissett	NE	QB	2	0	0.0	0t	0
5t	Burrow	CIN	QB	2	0	0.0	0t	0
5t	Herbert	LAC	QB	2	0	0.0	0t	0
5t	Warren	PIT	RB	2	0	0.0	0t	0
10t	Abdullah	LV	RB	1	0	0.0	0t	0
10t	Allen	BUF	QB	1	0	0.0	0t	0
10t	Armstead	MIA	OT	1	0	0.0	0t	0
10t	Bigsby	JAX	RB	1	0	0.0	0t	0
10t	*Bortolini	IND	C	1	0	0.0	0t	0
10t	*Codrington	BUF	DB	1	0	0.0	0t	0
10t	Conklin	NYJ	TE	1	0	0.0	0t	0
10t	Cushenberry	TEN	C	1	0	0.0	0t	0
10t	Edwards	LAC	RB	1	0	0.0	0t	0
10t	Etienne	JAX	RB	1	0	0.0	0t	0
10t	Foreman	CLE	RB	1	0	0.0	0t	0
10t	Gibson	NE	RB	1	0	0.0	0t	0
10t	Ingold	MIA	FB	1	0	0.0	0t	0
10t	A. Jackson	MIA	OT	1	0	0.0	0t	0
10t	*Jackson	TEN	WR	1	0	0.0	0t	0
10t	D. Johnson	JAX	RB	1	0	0.0	0t	0
10t	Ty Johnson	BUF	RB	1	0	0.0	0t	0
10t	R. Jones	MIA	G	1	0	0.0	0t	0
10t	Jordan	NE	OG	1	0	0.0	0t	0
10t	Lawrence	JAX	QB	1	0	0.0	0t	0
10t	Levis	TEN	QB	1	0	0.0	0t	0
10t	Miller	LV	OT	1	0	0.0	0t	0
10t	Moss	CIN	RB	1	0	0.0	0t	0
10t	*Nix	DEN	QB	1	0	0.0	0t	0
10t	Otomewo	JAX	DE	1	0	0.0	0t	0
10t	Perine	KC	RB	1	7	7.0	7	0
10t	Pollard	TEN	RB	1	0	0.0	0t	0
10t	Ricard	BAL	FB-DE	1	0	0.0	0t	1
10t	Rudolph	TEN	QB	1	0	0.0	0t	0
10t	Sanders	MIA	K	1	-1	-1.0	-1	0
10t	Scott	LAC	P	1	0	0.0	0t	0
10t	Slater	LAC	OT	1	0	0.0	0t	0
10t	Stevenson	NE	RB	1	0	0.0	0t	0
10t	Stroud	HOU	QB	1	0	0.0	0t	0
10t	Tagovailoa	MIA	QB	1	0	0.0	0t	0
10t	Torrence	BUF	OG	1	0	0.0	0t	0
10t	Trautman	DEN	TE	1	2	2.0	2	0
10t	Washington	JAX	WR	1	0	0.0	0t	0
10t	D. Watson	CLE	QB	1	0	0.0	0t	0
10t	Wilson	MIA	RB	1	0	0.0	0t	0
10t	*Worthy	KC	WR	1	0	0.0	0t	0

# 2024 NATIONAL FOOTBALL LEAGUE

## AFC LEADERS IN RECOVERIES OF FUMBLES BY OPPOSING TEAM

RANK	PLAYER	TEAM	POS	REC	YARDS	AVG	LONG	TD
1t	Lammons	IND	DB	2	3	1.5	3	0
1t	Pratt	CIN	LB	2	9	4.5	9	0
1t	Watt	PIT	OLB	2	0	0.0	0t	0
1t	Williams	BUF	LB	2	0	0.0	0t	0
1t	Quin. Williams	NYJ	OLB	2	15	7.5	15	0
6t	Alexander	DEN	MLB	1	0	0.0	0t	0
6t	Anderson	HOU	DE	1	0	0.0	0t	0
6t	Anudike-Uzomah	KC	DE	1	0	0.0	0t	0
6t	J. Baker	SEA-TEN	OLB	1	0	0.0	0t	0
6t	Barton	DEN	LB	1	52	52.0	52t	1
6t	Benton	PIT	DT	1	0	0.0	0t	0
6t	Bernard	BUF	LB	1	0	0.0	0t	0
6t	Blackmon	IND	SAF	1	0	0.0	0t	0
6t	Bolden	NE	CB	1	0	0.0	0t	0
6t	Bryan	IND	DT	1	0	0.0	0t	0
6t	*Bullock	HOU	SAF	1	0	0.0	0t	0
6t	Carter	NYJ	CB	1	7	7.0	7	0
6t	Chestnut	TEN	RB	1	0	0.0	0t	0
6t	Clark	NYJ	FS	1	0	0.0	0t	0
6t	Conner	KC	DB	1	38	38.0	38t	1
6t	Delpit	CLE	SAF	1	0	0.0	0t	0
6t	Edwards	HOU	DE	1	0	0.0	0t	0
6t	D. Elliott	PIT	DB	1	10	10.0	10	0
6t	Elliss	NE	LB	1	0	0.0	0t	0
6t	Emerson	CLE	CB	1	2	2.0	2	0
6t	Hamilton	BAL	SAF	1	8	8.0	8	0
6t	Hawkins	NE	SAF	1	0	0.0	0t	0
6t	Ni. Herbig	PIT	LB	1	0	0.0	0t	0
6t	Hickman	CLE	SAF	1	0	0.0	0t	0
6t	Hines-Allen	JAX	DE	1	13	13.0	13	0
6t	Hollins	BUF	WR	1	0	0.0	0t	0
6t	B. Jones	DEN	SAF	1	34	34.0	34	0
6t	M. Jones	NE	CB	1	17	17.0	17	0
6t	Key	TEN	LB	1	0	0.0	0t	0
6t	Kohou	MIA	CB	1	0	0.0	0t	0
6t	*Latu	IND	DE	1	0	0.0	0t	0
6t	Mack	LAC	OLB	1	22	22.0	22	0
6t	McLeod	CLE	FS	1	25	25.0	25t	1
6t	Molden	LAC	CB	1	0	0.0	0t	0
6t	Moss	DEN	CB	1	0	0.0	0t	0
6t	Odeyingbo	IND	DE	1	0	0.0	0t	0
6t	Olubi	IND	LB	1	18	18.0	18	0
6t	Sieler	MIA	DE	1	0	0.0	0t	0
6t	Simpson	BAL	LB	1	0	0.0	0t	0
6t	Skinner	DEN	SAF	1	0	0.0	0t	0
6t	Spector	BUF	LB	1	0	0.0	0t	0
6t	Stewart	IND	DT	1	0	0.0	0t	0
6t	Stewart	HOU	SAF	1	0	0.0	0t	0
6t	Tart	LAC	DT	1	0	0.0	0t	0
6t	Taylor	LAC	CB	1	0	0.0	0t	0
6t	D. Thomas	JAX	SAF	1	0	0.0	0t	0
6t	Toohill	BUF	DE	1	0	0.0	0t	0
6t	Tranquill	KC	LB	1	3	3.0	3	0
6t	M. Williams	BAL	FS	1	0	0.0	0t	0





# 2024 NATIONAL FOOTBALL LEAGUE

## NFC LEADING PASSERS

RANK	PLAYER	TEAM	ATT	COMP	COMP%	YDS	YPA	TD	TD%	LONG	INT	INT%	RATING
1	Goff	DET	189	140	74.1%	1695	8.97	13	6.9%	70t	4	2.1%	115.3
2	Darnold	MIN	189	127	67.2%	1610	8.52	14	7.4%	97t	5	2.6%	107.2
3	Mayfield	TB	284	202	71.1%	2189	7.71	21	7.4%	55t	9	3.2%	104.9
4	*Daniels	WAS	206	148	71.8%	1736	8.43	7	3.4%	66	2	1.0%	104.3
5	Hurts	PHI	191	132	69.1%	1544	8.08	8	4.2%	67t	4	2.1%	98.6
6	K. Murray	ARI	232	156	67.2%	1638	7.06	11	4.7%	60t	3	1.3%	98.0
7	Cousins	ATL	271	185	68.3%	2106	7.77	14	5.2%	52	7	2.6%	97.8
8	Purdy	SF	242	156	64.5%	2101	8.68	10	4.1%	76t	7	2.9%	93.7
9	Love	GB	201	124	61.7%	1547	7.70	15	7.5%	70t	9	4.5%	91.8
10	Stafford	LAR	232	157	67.7%	1671	7.20	7	3.0%	63	5	2.2%	89.6
11	G. Smith	SEA	308	212	68.8%	2197	7.13	8	2.6%	71t	7	2.3%	88.4
12	*Ca. Williams	CHI	223	140	62.8%	1448	6.49	9	4.0%	47	5	2.2%	85.6
13	Prescott	DAL	262	167	63.7%	1845	7.04	10	3.8%	65t	8	3.1%	84.5
14	Dalton	CAR	160	106	66.3%	989	6.18	7	4.4%	39	6	3.8%	82.0
15	Jones	NYG	278	174	62.6%	1706	6.14	6	2.2%	43	5	1.8%	79.5

# 2024 NATIONAL FOOTBALL LEAGUE

## NFC LEADING PASSERS, RANKS

PLAYER	TEAM	ATT	COMP	COMP%	YDS	YPA	TD	TD%	INT	INT%	RATING
Goff	DET	13t	10t	1	8	1	5	4	3t	5	1
Darnold	MIN	13t	13	9	11	3	3t	2	5t	10	2
Mayfield	TB	2	2	3	2	7	1	3	14t	13	3
*Daniels	WAS	10	9	2	6	4	13t	12	1	1	4
Hurts	PHI	12	12	4	13	5	10t	8	3t	4	5
K. Murray	ARI	7t	7t	8	10	11	6	6	2	2	6
Cousins	ATL	4	3	6	3	6	3t	5	10t	9	7
Purdy	SF	6	7t	11	4	2	7t	9	10t	11	8
Love	GB	11	14	15	12	8	2	1	14t	15	9
Stafford	LAR	7t	6	7	9	9	13t	13	5t	6	10
G. Smith	SEA	1	1	5	1	10	10t	14	10t	8	11
*Ca. Williams	CHI	9	10t	13	14	13	9	10	5t	7	12
Prescott	DAL	5	5	12	5	12	7t	11	13	12	13
Dalton	CAR	15	15	10	15t	14	13t	7	9	14	14
Jones	NYG	3	4	14	7	15	16	15	5t	3	15

# 2024 NATIONAL FOOTBALL LEAGUE

## NFC FOURTH-QUARTER PASSING LEADERS

RANK	PLAYER	TEAM	ATT	COMP	COMP%	YDS	YPA	TD	TD%	INT	INT%	RATING
1	*Daniels	WAS	54	42	77.8%	512	9.48	4	7.4%	0	0.0%	130.9
2	Mayfield	TB	82	59	72.0%	571	6.96	6	7.3%	1	1.2%	110.4
3	Stafford	LAR	60	44	73.3%	515	8.58	3	5.0%	1	1.7%	108.7
4	Love	GB	43	27	62.8%	341	7.93	3	7.0%	1	2.3%	101.0
5	*Ca. Williams	CHI	60	39	65.0%	402	6.70	3	5.0%	1	1.7%	93.9
6	K. Murray	ARI	66	44	66.7%	462	7.00	1	1.5%	0	0.0%	91.9
7	Hurts	PHI	49	36	73.5%	426	8.69	1	2.0%	2	4.1%	89.3
8	Purdy	SF	56	42	75.0%	512	9.14	1	1.8%	3	5.4%	86.3
9	Prescott	DAL	75	41	54.7%	486	6.48	6	8.0%	3	4.0%	84.6
10	G. Smith	SEA	99	65	65.7%	607	6.13	3	3.0%	2	2.0%	84.0
11	Haener	NO	27	13	48.1%	172	6.37	1	3.7%	0	0.0%	81.1
12	Goff	DET	47	30	63.8%	320	6.81	2	4.3%	2	4.3%	80.1
13	Darnold	MIN	41	22	53.7%	318	7.76	1	2.4%	1	2.4%	77.1
14	Carr	NO	33	20	60.6%	217	6.58	2	6.1%	2	6.1%	74.9
15	Young	CAR	49	29	59.2%	276	5.63	1	2.0%	1	2.0%	73.2
16	Cousins	ATL	71	41	57.7%	405	5.70	2	2.8%	4	5.6%	59.9
17	Jones	NYG	87	45	51.7%	366	4.21	1	1.1%	3	3.4%	52.2
18	*Rattler	NO	27	17	63.0%	116	4.30	0	0.0%	2	7.4%	41.6
19	Dalton	CAR	32	17	53.1%	135	4.22	0	0.0%	2	6.3%	37.9

# 2024 NATIONAL FOOTBALL LEAGUE

## NFC THIRD-DOWN PASSING LEADERS

RANK	PLAYER	TEAM	ATT	COMP	COMP%	YDS	YPA	TD	TD%	INT	INT%	RATING
1	Goff	DET	44	30	68.2%	380	8.64	5	11.4%	0	0.0%	132.8
2	Cousins	ATL	65	46	70.8%	476	7.32	5	7.7%	0	0.0%	117.2
3	Mayfield	TB	69	47	68.1%	573	8.30	6	8.7%	3	4.3%	104.3
4	*Daniels	WAS	57	35	61.4%	517	9.07	2	3.5%	1	1.8%	95.4
5	Purdy	SF	66	37	56.1%	457	6.92	6	9.1%	2	3.0%	95.3
6	K. Murray	ARI	50	29	58.0%	287	5.74	3	6.0%	0	0.0%	94.3
7	Darnold	MIN	56	31	55.4%	379	6.77	4	7.1%	1	1.8%	92.8
8	Jones	NYG	76	49	64.5%	511	6.72	3	3.9%	1	1.3%	91.5
9	Prescott	DAL	63	38	60.3%	509	8.08	2	3.2%	2	3.2%	83.4
10	Love	GB	46	22	47.8%	273	5.93	6	13.0%	3	6.5%	79.1
11	Dalton	CAR	42	27	64.3%	269	6.40	2	4.8%	2	4.8%	78.4
12	Stafford	LAR	49	29	59.2%	330	6.73	2	4.1%	2	4.1%	76.1
13	G. Smith	SEA	71	43	60.6%	478	6.73	1	1.4%	3	4.2%	67.7
14	*Ca. Williams	CHI	56	30	53.6%	317	5.66	2	3.6%	3	5.4%	59.9
15	Hurts	PHI	48	27	56.3%	344	7.17	1	2.1%	3	6.3%	59.7

# 2024 NATIONAL FOOTBALL LEAGUE

## NFC LEADING RUSHERS

RANK	PLAYER	TEAM	ATT	YDS	AVG	LONG	TD
1	Barkley	PHI	130	766	5.9	65t	5
2	Mason	SF	134	685	5.1	38	3
3	Jacobs	GB	145	667	4.6	38t	3
4	Hubbard	CAR	118	593	5.0	38t	3
5	Gibbs	DET	92	591	6.4	70t	6
6	Conner	ARI	129	557	4.3	22	4
7	Robinson	ATL	116	546	4.7	28	4
8	K. Williams	LAR	139	533	3.8	30	8
9	Kamara	NO	121	505	4.2	24	6
10	A. Jones	MIN	104	501	4.8	39	2
11	Robinson	WAS	101	461	4.6	40	6
12	Swift	CHI	109	454	4.2	56t	4
13	*Daniels (QB)	WAS	74	424	5.7	46	4
14	Montgomery	DET	93	415	4.5	21	7
15	*Irving	TB	76	395	5.2	32	3
16	*Tracy	NYG	73	376	5.2	45t	2
17	Allgeier	ATL	68	352	5.2	24	1
18	K. Murray (QB)	ARI	41	344	8.4	50t	2
19	Walker	SEA	74	315	4.3	28	6
20	White	TB	67	256	3.8	56	0
21	Hurts (QB)	PHI	73	255	3.5	23	7
22	Singletary	NYG	63	250	4.0	43	2
23	Dowdle	DAL	59	246	4.2	13	0
24	Ekeler	WAS	39	240	6.2	50	1
25	*Guerendo	SF	37	227	6.1	76	1
26	Em. Wilson	GB	51	226	4.4	18	0
27t	Purdy (QB)	SF	42	210	5.0	16	3
27t	*Ca. Williams (QB)	CHI	35	210	6.0	24	0
29	Charbonnet	SEA	59	205	3.5	13	4
30	Jones (QB)	NYG	53	185	3.5	13	0
31	G. Smith (QB)	SEA	30	177	5.9	34t	1
32	Tucker	TB	23	175	7.6	36	1
33	Mayfield (QB)	TB	29	169	5.8	18	2
34	McNichols	WAS	26	163	6.3	28	3
35	Chandler	MIN	44	151	3.4	25	0
36	Elliott	DAL	48	149	3.1	11	2
37	Akers	HOU-MIN	40	147	3.7	15t	1
38	M. Sanders	CAR	34	139	4.1	26	1
39	Willis (QB)	GB	16	137	8.6	29	1
40	Williams	NO	32	124	3.9	14t	1
41	*Benson	ARI	31	117	3.8	20	0
42	Demercado	ARI	13	116	8.9	41	0
43	Gainwell	PHI	26	115	4.4	19	0
44	Reed (WR)	GB	11	110	10.0	33t	1
45	Darnold (QB)	MIN	27	106	3.9	19	0
46	Hill (TE)	NO	18	97	5.4	12	2
47	R. Johnson	CHI	32	95	3.0	9	4
48	*Corum	LAR	20	73	3.7	12	0
49	Samuel (WR)	SF	23	66	2.9	8	1
50	*Rattler (QB)	NO	9	61	6.8	28	0

# 2024 NATIONAL FOOTBALL LEAGUE

## NFC THIRD-AND-ONE RUSHING LEADERS

RANK	PLAYER	TEAM	ATT	FD	PCT
1t	Jones (QB)	NYG	5	5	100.0%
1t	*Daniels (QB)	WAS	4	4	100.0%
1t	Darnold (QB)	MIN	4	4	100.0%
1t	Robinson	ATL	4	4	100.0%
1t	Charbonnet	SEA	2	2	100.0%
1t	Demercado	ARI	2	2	100.0%
1t	Dowdle	DAL	2	2	100.0%
1t	Elliott	DAL	2	2	100.0%
1t	Gibbs	DET	2	2	100.0%
1t	*Irving	TB	2	2	100.0%
1t	Luepke	DAL	2	2	100.0%
1t	Williams	NO	2	2	100.0%
13	K. Williams	LAR	7	6	85.7%
14	Robinson	WAS	6	5	83.3%
15t	Hurts (QB)	PHI	12	9	75.0%
15t	Conner	ARI	4	3	75.0%
15t	Jacobs	GB	4	3	75.0%
15t	A. Jones	MIN	4	3	75.0%
19t	Kamara	NO	6	4	66.7%
19t	Montgomery	DET	6	4	66.7%
19t	Hubbard	CAR	3	2	66.7%
19t	Purdy (QB)	SF	3	2	66.7%
23	*Tracy	NYG	4	2	50.0%



# 2024 NATIONAL FOOTBALL LEAGUE

## NFC LEADERS IN RECEPTIONS

RANK	PLAYER	TEAM	REC	YDS	AVG	LONG	TD
1	Godwin	TB	50	576	11.5	55t	5
2t	D. London	ATL	48	525	10.9	31	5
2t	Robinson	NYG	48	333	6.9	20	2
4	*Nabers	NYG	46	498	10.8	39	3
5	Lamb	DAL	45	613	13.6	65t	4
6	Smith-Njigba	SEA	43	388	9.0	24	1
7	McBride (TE)	ARI	42	446	10.6	37	0
8t	Jefferson	MIN	41	646	15.8	97t	5
8t	St. Brown	DET	41	408	10.0	35t	5
10t	McLaurin	WAS	40	579	14.5	66	4
10t	Kittle (TE)	SF	40	503	12.6	43	6
10t	Kamara (RB)	NO	40	307	7.7	57t	1
13t	Mooney	ATL	36	500	13.9	41t	4
13t	Otton (TE)	TB	36	344	9.6	29	3
15	Metcalf	SEA	35	568	16.2	71t	3
16	D. Moore	CHI	33	341	10.3	44	3
17	Ertz (TE)	WAS	32	345	10.8	24	1
18t	Reed	GB	31	507	16.4	70t	3
18t	Lockett	SEA	31	393	12.7	37	1
18t	Olave	NO	31	387	12.5	39	1
18t	D. Smith	PHI	31	386	12.5	45t	3
18t	Ferguson (TE)	DAL	31	263	8.5	27	0
18t	Robinson (RB)	ATL	31	244	7.9	26	1
24	Dio. Johnson	CAR	30	357	11.9	39	3
25t	Slayton	NYG	29	420	14.5	43	1
25t	Pitts (TE)	ATL	29	419	14.4	52	3
25t	McCloud	ATL	29	277	9.6	22	0
28	White (RB)	TB	28	236	8.4	32	3
29t	Tolbert	DAL	27	334	12.4	48	2
29t	Kmet (TE)	CHI	27	303	11.2	31t	3
29t	N. Fant (TE)	SEA	27	285	10.6	28	0
29t	Mi. Wilson	ARI	27	283	10.5	34	3
29t	Walker (RB)	SEA	27	193	7.1	17t	1
34t	*Harrison	ARI	26	411	15.8	60t	5
34t	Doubs	GB	26	384	14.8	39	2
34t	Evans	TB	26	335	12.9	25t	6
37t	Jennings	SF	25	404	16.2	45	3
37t	Aiyuk	SF	25	374	15.0	53	0
39t	Samuel	SF	24	406	16.9	76t	1
39t	Atwell	LAR	24	350	14.6	50	0
39t	Kraft (TE)	GB	24	342	14.3	67	5
39t	Goedert (TE)	PHI	24	301	12.5	61	0
39t	Hubbard (RB)	CAR	24	108	4.5	20	1
44t	Parkinson (TE)	LAR	23	214	9.3	23	0
44t	Kupp	LAR	23	198	8.6	27	2
44t	Charbonnet (RB)	SEA	23	164	7.1	30t	1
47t	A. Jones (RB)	MIN	22	227	10.3	25	1
47t	*Legette	CAR	22	211	9.6	35	3
49t	A. Brown	PHI	21	408	19.4	67t	3
49t	Dortch	ARI	21	188	9.0	16	1

# 2024 NATIONAL FOOTBALL LEAGUE

## NFC RECEIVING YARDAGE LEADERS

RANK	PLAYER	TEAM	YDS	REC	AVG	LONG	TD
1	Jefferson	MIN	646	41	15.8	97t	5
2	Lamb	DAL	613	45	13.6	65t	4
3	McLaurin	WAS	579	40	14.5	66	4
4	Godwin	TB	576	50	11.5	55t	5
5	Metcalf	SEA	568	35	16.2	71t	3
6	D. London	ATL	525	48	10.9	31	5
7	Reed	GB	507	31	16.4	70t	3
8	Kittle (TE)	SF	503	40	12.6	43	6
9	Mooney	ATL	500	36	13.9	41t	4
10	*Nabers	NYG	498	46	10.8	39	3
11	McBride (TE)	ARI	446	42	10.6	37	0
12	Slayton	NYG	420	29	14.5	43	1
13	Pitts (TE)	ATL	419	29	14.4	52	3
14	*Harrison	ARI	411	26	15.8	60t	5
15t	A. Brown	PHI	408	21	19.4	67t	3
15t	St. Brown	DET	408	41	10.0	35t	5
17	Samuel	SF	406	24	16.9	76t	1
18	Jennings	SF	404	25	16.2	45	3
19	Lockett	SEA	393	31	12.7	37	1
20	Smith-Njigba	SEA	388	43	9.0	24	1
21	Olave	NO	387	31	12.5	39	1
22	D. Smith	PHI	386	31	12.5	45t	3
23	Doubs	GB	384	26	14.8	39	2
24	Aiyuk	SF	374	25	15.0	53	0
25	J. Williams	DET	361	17	21.2	70t	3
26	Dio. Johnson	CAR	357	30	11.9	39	3
27	Atwell	LAR	350	24	14.6	50	0
28	Shaheed	NO	349	20	17.4	70t	3
29	Ertz (TE)	WAS	345	32	10.8	24	1
30	Otton (TE)	TB	344	36	9.6	29	3
31	Kraft (TE)	GB	342	24	14.3	67	5
32	D. Moore	CHI	341	33	10.3	44	3
33	Evans	TB	335	26	12.9	25t	6
34	Tolbert	DAL	334	27	12.4	48	2
35	Robinson	NYG	333	48	6.9	20	2
36	Kamara (RB)	NO	307	40	7.7	57t	1
37	Kmet (TE)	CHI	303	27	11.2	31t	3
38	Goedert (TE)	PHI	301	24	12.5	61	0
39	*Odunze	CHI	287	20	14.3	47	1
40	N. Fant (TE)	SEA	285	27	10.6	28	0
41	Mi. Wilson	ARI	283	27	10.5	34	3
42	McCloud	ATL	277	29	9.6	22	0
43	LaPorta (TE)	DET	272	20	13.6	52t	2
44	Ferguson (TE)	DAL	263	31	8.5	27	0
45	N. Brown	WAS	258	17	15.2	52t	1
46	Robinson (RB)	ATL	244	31	7.9	26	1
47	White (RB)	TB	236	28	8.4	32	3
48	Robinson	LAR	233	15	15.5	42	3
49	Addison	MIN	231	14	16.5	51	1
50	Nailor	MIN	229	14	16.4	33	3

# 2024 NATIONAL FOOTBALL LEAGUE

## NFC THIRD-DOWN RECEIVING LEADERS

RANK	PLAYER	TEAM	REC	YDS	AVG	LONG	TD
1	Robinson	NYG	17	122	7.2	15	1
2t	*Nabers	NYG	16	227	14.2	39	2
2t	Godwin	TB	16	197	12.3	24	0
4	Kittle (TE)	SF	13	160	12.3	41	4
5t	McLaurin	WAS	11	239	21.7	66	2
5t	Mooney	ATL	11	137	12.5	30t	2
5t	Smith-Njigba	SEA	11	122	11.1	24	0
5t	D. London	ATL	11	117	10.6	18	3
9t	Slayton	NYG	10	113	11.3	36	0
9t	Otton (TE)	TB	10	104	10.4	29	2
11t	St. Brown	DET	9	100	11.1	18	2
11t	Ferguson (TE)	DAL	9	69	7.7	24	0
11t	M. Sanders (RB)	CAR	9	58	6.4	12	0
14t	Jefferson	MIN	8	107	13.4	25t	2
14t	Jennings	SF	8	86	10.8	31t	2
14t	Dortch	ARI	8	75	9.4	14	0
14t	Parkinson (TE)	LAR	8	74	9.3	15	0
14t	Kmet (TE)	CHI	8	70	8.8	25	0
19t	Doubs	GB	7	125	17.9	39	2
19t	Reed	GB	7	120	17.1	70t	2
19t	Metcalf	SEA	7	108	15.4	31t	1
19t	Olave	NO	7	86	12.3	16	0
19t	McCloud	ATL	7	83	11.9	22	0
19t	Ertz (TE)	WAS	7	75	10.7	21	0
19t	White (RB)	TB	7	64	9.1	22	0
19t	Wicks	GB	7	64	9.1	14t	2
19t	Pitts (TE)	ATL	7	53	7.6	11	0
19t	Charbonnet (RB)	SEA	7	48	6.9	16	0
19t	Mi. Wilson	ARI	7	40	5.7	10	2
30t	Goedert (TE)	PHI	6	150	25.0	61	0
30t	Dio. Johnson	CAR	6	117	19.5	39	2
30t	Samuel	SF	6	107	17.8	47	0
30t	Lockett	SEA	6	86	14.3	37	0
30t	Aiyuk	SF	6	83	13.8	17	0
30t	A. Brown	PHI	6	82	13.7	22t	1
30t	Zaccheaus	WAS	6	73	12.2	27	0
30t	Cooks	DAL	6	62	10.3	21t	1
30t	*J. Sanders (TE)	CAR	6	57	9.5	29	0
30t	LaPorta (TE)	DET	6	50	8.3	13	0
30t	Mundt (TE)	MIN	6	35	5.8	11	1
41t	Tolbert	DAL	5	126	25.2	48	0
41t	Ekeler (RB)	WAS	5	88	17.6	33	0
41t	A. Jones (RB)	MIN	5	88	17.6	25	1
41t	Lamb	DAL	5	73	14.6	27	0
41t	Kraft (TE)	GB	5	67	13.4	21	1
41t	Johnson (TE)	NO	5	63	12.6	22	0
41t	D. Moore	CHI	5	55	11.0	19	1
41t	Robinson (RB)	ATL	5	52	10.4	26	0
41t	*Legette	CAR	5	38	7.6	13	1
41t	*Tipton	NO	5	23	4.6	6	0
41t	Gibbs (RB)	DET	5	16	3.2	6	0

# 2024 NATIONAL FOOTBALL LEAGUE

## NFC LEADING SCORERS (NON-KICKING)

RANK	PLAYER	TEAM	POS	TOUCHDOWNS				X2	PTS
				TOTAL	RUSH	REC	RET		
1	K. Williams	LAR	RB	10	8	2	0	0	60
2t	Gibbs	DET	RB	7	6	1	0	0	42
2t	Hurts	PHI	QB	7	7	0	0	0	42
2t	Kamara	NO	RB	7	6	1	0	0	42
2t	Montgomery	DET	RB	7	7	0	0	0	42
2t	Walker	SEA	RB	7	6	1	0	0	42
7	Barkley	PHI	RB	6	5	1	0	2	40
8t	Evans	TB	WR	6	0	6	0	0	36
8t	Kittle	SF	TE	6	0	6	0	0	36
8t	Robinson	WAS	RB	6	6	0	0	0	36
11	Kraft	GB	TE	5	0	5	0	1	32
12t	Charbonnet	SEA	RB	5	4	1	0	0	30
12t	Godwin	TB	WR	5	0	5	0	0	30
12t	*Harrison	ARI	WR	5	0	5	0	0	30
12t	Jefferson	MIN	WR	5	0	5	0	0	30
12t	D. London	ATL	WR	5	0	5	0	0	30
12t	Robinson	ATL	RB	5	4	1	0	0	30
12t	St. Brown	DET	WR	5	0	5	0	0	30
19	Conner	ARI	RB	4	4	0	0	2	28
20	Swift	CHI	RB	4	4	0	0	1	26
21t	*Daniels	WAS	QB	4	4	0	0	0	24
21t	Hubbard	CAR	RB	4	3	1	0	0	24
21t	Jacobs	GB	RB	4	3	1	0	0	24
21t	R. Johnson	CHI	RB	4	4	0	0	0	24
21t	Lamb	DAL	WR	4	0	4	0	0	24
21t	McLaurin	WAS	WR	4	0	4	0	0	24
21t	Mooney	ATL	WR	4	0	4	0	0	24
21t	Reed	GB	WR	4	1	3	0	0	24
21t	Shaheed	NO	WR	4	0	3	1	0	24
21t	Wicks	GB	WR	4	0	4	0	0	24
31	Kmet	CHI	TE	3	0	3	0	1	20
32t	A. Brown	PHI	WR	3	0	3	0	0	18
32t	*Irving	TB	RB	3	3	0	0	0	18
32t	Jennings	SF	WR	3	0	3	0	0	18
32t	Dio. Johnson	CAR	WR	3	0	3	0	0	18
32t	A. Jones	MIN	RB	3	2	1	0	0	18
32t	*Legette	CAR	WR	3	0	3	0	0	18
32t	Mason	SF	RB	3	3	0	0	0	18
32t	McNichols	WAS	RB	3	3	0	0	0	18
32t	Metcalf	SEA	WR	3	0	3	0	0	18
32t	D. Moore	CHI	WR	3	0	3	0	0	18
32t	*Nabers	NYG	WR	3	0	3	0	0	18
32t	Nailor	MIN	WR	3	0	3	0	0	18
32t	Otton	TB	TE	3	0	3	0	0	18
32t	Pitts	ATL	TE	3	0	3	0	0	18
32t	Purdy	SF	QB	3	3	0	0	0	18

# 2024 NATIONAL FOOTBALL LEAGUE

---

## NFC LEADING SCORERS (NON-KICKING)

RANK	PLAYER	TEAM	POS	TOUCHDOWNS				X2	PTS
				TOTAL	RUSH	REC	RET		
32t	Raymond	DET	WR	3	0	2	1	0	18
32t	Robinson	LAR	WR	3	0	3	0	0	18
32t	D. Smith	PHI	WR	3	0	3	0	0	18
32t	White	TB	RB	3	0	3	0	0	18
32t	J. Williams	DET	WR	3	0	3	0	0	18
32t	Mi. Wilson	ARI	WR	3	0	3	0	0	18



# 2024 NATIONAL FOOTBALL LEAGUE

## NFC LEADING SCORERS (KICKING)

RANK	PLAYER	TEAM	PAT	FG	FG%	LONG	PTS
1	Seibert	WAS	19/19	23/25	92.0%	55	88
2t	Aubrey	DAL	12/12	18/20	90.0%	65	66
2t	Koo	ATL	18/18	16/20	80.0%	58	66
4	McLaughlin	TB	24/25	13/14	92.9%	56	63
5	*Reichard	MIN	20/20	14/14	100.0%	58	62
6	Bates	DET	27/28	11/11	100.0%	51	60
7	Grupe	NO	18/20	13/14	92.9%	57	57
8	Myers	SEA	20/20	12/15	80.0%	59	56
9	*Narveson	GB	16/16	12/17	70.6%	47	52
10	Moody	SF	12/12	13/14	92.9%	53	51
11t	Elliott	PHI	18/18	9/11	81.8%	49	45
11t	Joseph	DET-NYG	6/6	13/16	81.3%	52	45
13t	*Karty	LAR	13/15	9/11	81.8%	52	40
13t	Pineiro	CAR	13/13	9/10	90.0%	48	40
15	Santos	CHI	15/16	8/10	80.0%	54	39
16	Ryland	ARI	6/6	8/9	88.9%	57	30
17	Prater	ARI	10/10	6/6	100.0%	57	28
18t	Carlson	SF	3/4	5/5	100.0%	55	18
18t	McManus	GB	6/6	4/4	100.0%	45	18
20	Wright	SF	3/3	3/3	100.0%	41	12
21	Gano	NYG	0/0	2/2	100.0%	50	6
22	Wishnowsky	SF	0/0	1/1	100.0%	26	3
23	York	WAS	2/2	0/2	0.0%	---	2
24	Gillan	NYG	0/1	0/0	---	---	0



# 2024 NATIONAL FOOTBALL LEAGUE

---

# 2024 NATIONAL FOOTBALL LEAGUE

---

## NFC TOUCHBACKS ON KICKOFFS

RANK	PLAYER	TEAM	TB
1	Bates	DET	37
2	Reichard	MIN	36
3	Evans	LAR	33
4	Mann	PHI	29
5	Myers	SEA	24
6t	Joseph	DET-NYG	23
6t	Moody	SF	23
8	Pinion	ATL	20
9	Gill	TB	19
10t	Aubrey	DAL	18
10t	Camarda	TB	18
12t	Narveson	GB	17
12t	Prater	ARI	17
12t	Santos	CHI	17
15	Ryland	ARI	14
16t	Pineiro	CAR	13
16t	Seibert	WAS	13
18	Grupe	NO	9
19	McManus	GB	7
20	Koo	ATL	5
21	Gano	NYG	3
22t	Carlson	SF	2
22t	Gillan	NYG	2
24t	Elliott	PHI	1
24t	Wright	SF	1
24t	York	WAS	1



# 2024 NATIONAL FOOTBALL LEAGUE

## NFC MOST YARDS FROM SCRIMMAGE

RANK	PLAYER	TEAM	POS	TOTAL			RUSHING			RECEIVING		
				YDS	PLAYS	AVG	YDS	ATT	AVG	YDS	ATT	AVG
1	Barkley	PHI	RB	872	147	5.9	766	130	5.9	106	17	6.2
2	Kamara	NO	RB	812	161	5.0	505	121	4.2	307	40	7.7
3	Robinson	ATL	RB	790	147	5.4	546	116	4.7	244	31	7.9
4	Jacobs	GB	RB	782	162	4.8	667	145	4.6	115	17	6.8
5	Mason	SF	RB	771	144	5.4	685	134	5.1	86	10	8.6
6	Gibbs	DET	RB	745	111	6.7	591	92	6.4	154	19	8.1
7	A. Jones	MIN	RB	728	126	5.8	501	104	4.8	227	22	10.3
8	Conner	ARI	RB	712	145	4.9	557	129	4.3	155	16	9.7
9	Hubbard	CAR	RB	701	142	4.9	593	118	5.0	108	24	4.5
10	Lamb	DAL	WR	650	53	12.3	37	8	4.6	613	45	13.6
11	Jefferson	MIN	WR	649	42	15.5	3	1	3.0	646	41	15.8
12	Swift	CHI	RB	647	128	5.1	454	109	4.2	193	19	10.2
13	K. Williams	LAR	RB	623	158	3.9	533	139	3.8	90	19	4.7
14	Reed	GB	WR	617	42	14.7	110	11	10.0	507	31	16.4
15	McLaurin	WAS	WR	581	42	13.8	2	2	1.0	579	40	14.5
16	Godwin	TB	WR	578	51	11.3	2	1	2.0	576	50	11.5
17	Metcalfe	SEA	WR	568	35	16.2	0	0	---	568	35	16.2
18	*Irving	TB	RB	559	96	5.8	395	76	5.2	164	20	8.2
19	Montgomery	DET	RB	553	107	5.2	415	93	4.5	138	14	9.9
20	Robinson	WAS	RB	540	110	4.9	461	101	4.6	79	9	8.8
21	D. London	ATL	WR	525	48	10.9	0	0	---	525	48	10.9
22	Walker	SEA	RB	508	101	5.0	315	74	4.3	193	27	7.1
23	Kittle	SF	TE	503	40	12.6	0	0	---	503	40	12.6
24	Mooney	ATL	WR	500	36	13.9	0	0	---	500	36	13.9
25	*Nabers	NYG	WR	498	49	10.2	0	3	0.0	498	46	10.8
26	White	TB	RB	492	95	5.2	256	67	3.8	236	28	8.4
27	*Tracy	NYG	RB	489	89	5.5	376	73	5.2	113	16	7.1
28	Samuel	SF	WR	472	47	10.0	66	23	2.9	406	24	16.9
29	Ekeler	WAS	RB	447	58	7.7	240	39	6.2	207	19	10.9
30	McBride	ARI	TE	446	42	10.6	0	0	---	446	42	10.6
31	*Daniels	WAS	QB	424	74	5.7	424	74	5.7	0	0	---
32	Slayton	NYG	WR	420	29	14.5	0	0	---	420	29	14.5
33	Pitts	ATL	TE	419	29	14.4	0	0	---	419	29	14.4
34	*Harrison	ARI	WR	411	26	15.8	0	0	---	411	26	15.8
35	Allgeier	ATL	RB	409	76	5.4	352	68	5.2	57	8	7.1
36t	A. Brown	PHI	WR	408	21	19.4	0	0	---	408	21	19.4
36t	St. Brown	DET	WR	408	41	10.0	0	0	---	408	41	10.0
38	Jennings	SF	WR	404	25	16.2	0	0	---	404	25	16.2
39	Olave	NO	WR	394	32	12.3	7	1	7.0	387	31	12.5
40t	Lockett	SEA	WR	393	31	12.7	0	0	---	393	31	12.7
40t	J. Williams	DET	WR	393	21	18.7	32	4	8.0	361	17	21.2
42	Smith-Njigba	SEA	WR	388	43	9.0	0	0	---	388	43	9.0
43	D. Smith	PHI	WR	386	31	12.5	0	0	---	386	31	12.5
44	Doubs	GB	WR	384	26	14.8	0	0	---	384	26	14.8
45	Shaheed	NO	WR	378	26	14.5	29	6	4.8	349	20	17.5
46	Dowdle	DAL	RB	377	75	5.0	246	59	4.2	131	16	8.2
47	Aiyuk	SF	WR	374	25	15.0	0	0	---	374	25	15.0
48	Charbonnet	SEA	RB	369	82	4.5	205	59	3.5	164	23	7.1
49	Dio. Johnson	CAR	WR	363	32	11.3	6	2	3.0	357	30	11.9
50	Atwell	LAR	WR	357	25	14.3	7	1	7.0	350	24	14.6



# 2024 NATIONAL FOOTBALL LEAGUE

## NFC LEADERS IN FIRST DOWNS

RANK	PLAYER	TEAM	POS	TOTAL	RUSH	REC
1	Conner	ARI	RB	43	38	5
2	K. Williams	LAR	RB	42	39	3
3	Kamara	NO	RB	41	32	9
4	Robinson	ATL	RB	38	27	11
5t	Hubbard	CAR	RB	36	30	6
5t	Jacobs	GB	RB	36	30	6
5t	Mason	SF	RB	36	30	6
8t	Barkley	PHI	RB	35	30	5
8t	Gibbs	DET	RB	35	26	9
10	Godwin	TB	WR	33	1	32
11	Hurts	PHI	QB	32	32	0
12	A. Jones	MIN	RB	31	21	10
13t	McLaurin	WAS	WR	29	0	29
13t	Montgomery	DET	RB	29	25	4
13t	Robinson	WAS	RB	29	27	2
13t	Walker	SEA	RB	29	15	14
17t	Jefferson	MIN	WR	28	0	28
17t	D. London	ATL	WR	28	0	28
17t	*Nabers	NYG	WR	28	1	27
20t	*Irving	TB	RB	27	21	6
20t	Lamb	DAL	WR	27	2	25
22t	*Daniels	WAS	QB	26	26	0
22t	Mooney	ATL	WR	26	0	26
22t	St. Brown	DET	WR	26	0	26
25t	Allgeier	ATL	RB	25	23	2
25t	Lockett	SEA	WR	25	0	25
27	Kittle	SF	TE	24	0	24
28t	Slayton	NYG	WR	23	0	23
28t	Swift	CHI	RB	23	17	6
30t	Olave	NO	WR	22	1	21
30t	Purdy	SF	QB	22	22	0
30t	Smith-Njigba	SEA	WR	22	0	22
30t	*Tracy	NYG	RB	22	18	4
34t	Doubs	GB	WR	21	0	21
34t	Dowdle	DAL	RB	21	15	6
34t	Evans	TB	WR	21	0	21
34t	*Harrison	ARI	WR	21	0	21
34t	Dio. Johnson	CAR	WR	21	1	20
34t	McBride	ARI	TE	21	0	21
40t	Aiyuk	SF	WR	20	0	20
40t	Reed	GB	WR	20	5	15
40t	White	TB	RB	20	11	9
43t	Ertz	WAS	TE	19	0	19
43t	Metcalfe	SEA	WR	19	0	19
43t	Otton	TB	TE	19	0	19
43t	D. Smith	PHI	WR	19	0	19
47t	A. Brown	PHI	WR	18	0	18
47t	Jennings	SF	WR	18	0	18
49t	Charbonnet	SEA	RB	17	13	4
49t	Robinson	NYG	WR	17	1	16









# 2024 NATIONAL FOOTBALL LEAGUE

## NFC PUNTING YARDS LEADERS

RANK	PLAYER	TEAM	POS	PUNTS	YARDS	LONG	AVG	TB	BLK	DWN	OB	RETURNS		IN20	NET AVG
												TOT	YDS		
1	Fox	DET	P	23	1208	68	52.5	4	0	4	1	8	40	12	47.3
2	Mann	PHI	P	22	1136	70	51.6	3	1	2	3	11	88	6	43.0
3	Anger	DAL	P	21	1053	62	50.1	1	0	1	1	11	151	7	42.0
4	Dickson	SEA	P	33	1648	68	49.9	4	0	1	4	16	173	12	42.3
5	Gillikin	ARI	P	25	1245	63	49.8	1	0	3	2	12	147	10	43.1
6	*T. Taylor	CHI	P	33	1600	68	48.5	2	0	3	5	15	153	15	42.6
7	Whelan	GB	P	29	1394	74	48.1	2	0	2	4	11	77	11	44.0
8	Gillan	NYG	P	20	955	67	47.8	2	0	3	3	8	69	9	42.3
9	Haack	NYG	P	19	896	66	47.2	1	0	0	1	8	131	8	39.2
10	Pinion	ATL	P	20	941	65	47.1	1	0	2	0	12	146	5	38.8
11	R. Wright	MIN	P	26	1218	61	46.8	2	0	3	3	11	64	15	42.8
12	Evans	LAR	P	23	1068	67	46.4	1	0	4	4	9	86	12	41.8
13	Hekker	CAR	P	35	1606	65	45.9	2	0	7	2	13	128	10	41.1
14	Wishnowsky	SF	P	21	959	58	45.7	0	1	6	0	9	160	10	36.3
15	*Hayball	NO	P	35	1573	59	44.9	3	0	4	3	13	91	19	40.6

# 2024 NATIONAL FOOTBALL LEAGUE

## NFC NET PUNTING YARDS LEADERS

RANK	PLAYER	TEAM	POS	PUNTS	YARDS	LONG	AVG	TB	BLK	DWN	OB	RETURNS		IN20	NET AVG
												TOT	YDS		
1	Fox	DET	P	23	1208	68	52.5	4	0	4	1	8	40	12	47.3
2	Whelan	GB	P	29	1394	74	48.1	2	0	2	4	11	77	11	44.0
3	Gillikin	ARI	P	25	1245	63	49.8	1	0	3	2	12	147	10	43.1
4	Mann	PHI	P	22	1136	70	51.6	3	1	2	3	11	88	6	43.0
5	R. Wright	MIN	P	26	1218	61	46.8	2	0	3	3	11	64	15	42.8
6	*T. Taylor	CHI	P	33	1600	68	48.5	2	0	3	5	15	153	15	42.6
7	Gillan	NYG	P	20	955	67	47.8	2	0	3	3	8	69	9	42.3
8	Dickson	SEA	P	33	1648	68	49.9	4	0	1	4	16	173	12	42.3
9	Anger	DAL	P	21	1053	62	50.1	1	0	1	1	11	151	7	42.0
10	Evans	LAR	P	23	1068	67	46.4	1	0	4	4	9	86	12	41.8
11	Hekker	CAR	P	35	1606	65	45.9	2	0	7	2	13	128	10	41.1
12	*Hayball	NO	P	35	1573	59	44.9	3	0	4	3	13	91	19	40.6
13	Haack	NYG	P	19	896	66	47.2	1	0	0	1	8	131	8	39.2
14	Pinion	ATL	P	20	941	65	47.1	1	0	2	0	12	146	5	38.8
15	Wishnowsky	SF	P	21	959	58	45.7	0	1	6	0	9	160	10	36.3

# 2024 NATIONAL FOOTBALL LEAGUE

---

# 2024 NATIONAL FOOTBALL LEAGUE

---

## NFC PUNT RETURN LEADERS

RANK	PLAYER	TEAM	POS	RET	FC	YDS	AVG	LONG	TD
1	Raymond	DET	WR	19	5	315	16.6	90t	1
2	*DeJean	PHI	CB	9	10	102	11.3	28	0
3	Blackshear	CAR	RB	10	2	94	9.4	16	0
4	Carter	CHI	WR	12	7	102	8.5	20	0
5	*De. Williams	SEA	CB	11	13	83	7.5	23	0
6	*Cowing	SF	WR	11	5	76	6.9	16	0
7	Smith-Marsette	NYG	WR	13	8	85	6.5	22	0
8	Powell	MIN	WR	10	4	57	5.7	10	0

# 2024 NATIONAL FOOTBALL LEAGUE

---

## NFC KICKOFF RETURN LEADERS

RANK	PLAYER	TEAM	POS	RET	YDS	AVG	LONG	TD
1	Turpin	DAL	WR	12	416	34.7	79	0
2	Shenault	SEA	WR	13	417	32.1	97t	1
3	Carter	CHI	WR	9	285	31.7	67	0
4	Dallas	ARI	RB	13	399	30.7	96t	1
5	Blackshear	CAR	RB	23	589	25.6	43	0
6	Gray	NYG	RB	12	300	25.0	31	0

# 2024 NATIONAL FOOTBALL LEAGUE

---



# 2024 NATIONAL FOOTBALL LEAGUE

## NFC INTERCEPTION LEADERS

RANK	PLAYER	TEAM	POS	INT	YARDS	AVG	LONG	TD
1	McKinney	GB	SAF	6	63	10.5	28	0
2	K. Joseph	DET	SAF	5	33	6.6	33	0
3	Branch	DET	SAF	4	48	12.0	47	0
4t	Adebo	NO	CB	3	68	22.7	47	0
4t	*McCullough	LAR	DB	3	6	2.0	4t	1
6t	Alexander	GB	CB	2	52	26.0	35t	1
6t	Bates	ATL	SS	2	0	0.0	0	0
6t	Blankenship	PHI	SAF	2	1	0.5	1	0
6t	Bynum	MIN	SS	2	3	1.5	3	0
6t	Grugier-Hill	MIN	OLB	2	5	2.5	5	0
6t	J. Johnson	CHI	CB	2	11	5.5	9	0
6t	Lenoir	SF	CB	2	33	16.5	33	0
6t	Love	SEA	FS	2	26	13.0	26	0
6t	Mathieu	NO	FS	2	23	11.5	23	0
6t	McCullum	TB	CB	2	4	2.0	4	0
6t	B. Murphy	MIN	CB	2	0	0.0	0	0
6t	Terrell	ATL	CB	2	1	0.5	1	0
6t	Van Ginkel	MIN	OLB	2	73	36.5	63t	2
6t	Warner	SF	MLB	2	70	35.0	45t	1
20t	Abram	NO	DB	1	30	30.0	30	0
20t	Andersen	ATL	LB	1	47	47.0	47t	1
20t	Blackwell	CHI	CB	1	10	10.0	10	0
20t	Bosa	SF	DE	1	30	30.0	30	0
20t	Brisker	CHI	SAF	1	0	0.0	0	0
20t	J. Brown	SF	SAF	1	0	0.0	0	0
20t	Bryant	SEA	CB	1	9	9.0	9	0
20t	Byard	CHI	FS	1	0	0.0	0	0
20t	David	TB	OLB	1	7	7.0	7	0
20t	Davis	SF	DT	1	2	2.0	2	0
20t	Diggs	DAL	CB	1	1	1.0	1	0
20t	Durant	LAR	CB	1	0	0.0	0	0
20t	Edmunds	CHI	MLB	1	0	0.0	0	0
20t	Flannigan-Fowles	SF	LB	1	0	0.0	0	0
20t	Forbes	WAS	CB	1	19	19.0	19	0
20t	Fowler	WAS	LB	1	67	67.0	67t	1
20t	Gardeck	ARI	LB	1	10	10.0	10	0
20t	Gardner-Johnson	PHI	SAF	1	0	0.0	0	0
20t	Gilmore	MIN	CB	1	0	0.0	0	0
20t	*Green	SF	CB	1	20	20.0	20	0
20t	Griffin	MIN	CB	1	28	28.0	28	0
20t	Harris	NO	DB	1	7	7.0	7	0
20t	Horn	CAR	CB	1	0	0.0	0	0
20t	Howden	NO	SAF	1	-5	-5.0	-5	0
20t	Izien	TB	DB	1	17	17.0	17	0
20t	M. Jackson	CAR	CB	1	1	1.0	1	0
20t	Jobe	SEA	CB	1	33	33.0	33	0
20t	J. Johnson	LAR	SS	1	0	0.0	0	0
20t	Jordan	NO	DE	1	0	0.0	0	0
20t	Kendricks	DAL	MLB	1	8	8.0	8	0
20t	Metellus	MIN	SAF	1	12	12.0	12	0
20t	*Muasau	NYG	LB	1	1	1.0	1	0
20t	Murphy-Bunting	ARI	CB	1	0	0.0	0	0
20t	*Mustapha	SF	SAF	1	1	1.0	1	0
20t	Nowaske	DET	LB	1	8	8.0	8	0
20t	Oruwariye	DAL	CB	1	0	0.0	0	0

# 2024 NATIONAL FOOTBALL LEAGUE

---

## NFC INTERCEPTION LEADERS

RANK	PLAYER	TEAM	POS	INT	YARDS	AVG	LONG	TD
20t	Phillips	ATL	CB	1	45	45.0	45	0
20t	*Sainristil	WAS	CB	1	38	38.0	38	0
20t	Saunders	NO	DT	1	37	37.0	37	0
20t	Simmons	ATL	FS	1	0	0.0	0	0
20t	Smith	MIN	FS	1	0	0.0	0	0
20t	*Smith	TB	DB	1	0	0.0	0	0
20t	Stevenson	CHI	CB	1	43	43.0	43t	1
20t	White	ARI	OLB	1	0	0.0	0	0
20t	*Williams	GB	SAF	1	1	1.0	1	0
20t	G. Williams	ARI	CB	1	0	0.0	0	0
20t	Wilson	DAL	DB	1	0	0.0	0	0
20t	Er. Wilson	GB	LB	1	0	0.0	0	0
20t	Ma. Wilson	ARI	LB	1	0	0.0	0	0
20t	Woods	CAR	FS	1	33	33.0	33	0
20t	Woolen	SEA	CB	1	4	4.0	4	0



# 2024 NATIONAL FOOTBALL LEAGUE

## NFC SACK LEADERS

RANK	PLAYER	TEAM	POS	SACKS
1	Lawrence	NYG	DT	9.0
2	Hutchinson	DET	DE	7.5
3	Ojulari	NYG	LB	6.0
4t	Burns	NYG	LB	5.0
4t	Greenard	MIN	LB	5.0
4t	D. Hall	SEA	LB	5.0
4t	P. Jones	MIN	LB	5.0
4t	Van Ginkel	MIN	OLB	5.0
9t	Bosa	SF	DE	4.5
9t	Fowler	WAS	LB	4.5
11t	Bresee	NO	DT	4.0
11t	Dexter	CHI	DT	4.0
11t	Luvu	WAS	LB	4.0
11t	Mafe	SEA	LB	4.0
11t	Taylor	NO	CB	4.0
16t	Givens	SF	DT	3.5
16t	Sweat	CHI	DE	3.5
18t	Armstrong	WAS	DE	3.0
18t	Carter	PHI	DT	3.0
18t	Collins	SF	DT	3.0
18t	David	TB	OLB	3.0
18t	Floyd	SF	DE	3.0
18t	Gardeck	ARI	LB	3.0
18t	Granderson	NO	DE	3.0
18t	L. Hall	TB	DE	3.0
18t	D. Jones	SEA	DE	3.0
18t	Lawrence	DAL	DE	3.0
18t	Okuyinonu	SF	DT	3.0
18t	Pinnock	NYG	SS	3.0
18t	Stills	ARI	DT	3.0
18t	Sweat	PHI	LB	3.0
18t	Turner	LAR	DT	3.0
18t	Vea	TB	DT	3.0
18t	Wyatt	GB	DT	3.0
18t	Young	LAR	LB	3.0
36t	*Cooper	GB	LB	2.5
36t	Hoecht	LAR	LB	2.5
36t	McNeill	DET	DT	2.5
36t	N. Smith	PHI	LB	2.5
36t	P. Smith	GB	DE	2.5
36t	*Verse	LAR	LB	2.5
36t	L. Williams	SEA	DE	2.5
43t	J. Allen	WAS	DE	2.0
43t	Barnes	ARI	LB	2.0
43t	Baun	PHI	LB	2.0
43t	Brewer	TB	DT	2.0
43t	Davidson	NYG	DT	2.0
43t	Dean	PHI	LB	2.0
43t	Diaby	TB	LB	2.0
43t	Dodson	SEA	LB	2.0
43t	Ferrell	WAS	DE	2.0
43t	Gary	GB	DE	2.0
43t	Golston	DAL	DE	2.0
43t	C. Harris	CAR	LB-DE	2.0
43t	N. Jones	MIA-ARI	DT	2.0

# 2024 NATIONAL FOOTBALL LEAGUE

---

## NFC SACK LEADERS

RANK	PLAYER	TEAM	POS	SACKS
43t	Kendricks	DAL	MLB	2.0
43t	McFadden	NYG	LB	2.0
43t	Nelson	TB	LB	2.0
43t	Nixon	GB	DB	2.0
43t	Nowaske	DET	LB	2.0
43t	Okereke	NYG	ILB	2.0
43t	Overshown	DAL	LB	2.0
43t	Pace	MIN	LB	2.0
43t	Phillips	MIN	DT	2.0
43t	Ja. Reed	SEA	DT	2.0
43t	Robertson-Harris	JAX-SEA	DE-DT	2.0
43t	A. Robinson	CAR	DT	2.0
43t	Rodriguez	DET	LB-FB	2.0
43t	D. Taylor	CHI	DE	2.0
43t	Thibodeaux	NYG	LB	2.0
43t	Wagner	WAS	MLB	2.0
43t	Williams	PHI	DT	2.0
43t	Er. Wilson	GB	LB	2.0
43t	C. Young	NO	DE	2.0



# 2024 NATIONAL FOOTBALL LEAGUE

## NFC LEADERS IN FUMBLE RECOVERIES

RANK	PLAYER	TEAM	POS	TOTAL	OWN TEAM	OPP TEAM
1t	Mason	SF	RB	3	3	0
1t	Mayfield	TB	QB	3	3	0
3t	Collins	SF	DT	2	0	2
3t	Dalton	CAR	QB	2	2	0
3t	Davis	DET	CB	2	0	2
3t	*Fiske	LAR	DT	2	0	2
3t	Gay	NO	LB	2	0	2
3t	Goff	DET	QB	2	2	0
3t	Gordon	CHI	CB	2	0	2
3t	Jenkins	CHI	OT	2	2	0
3t	Luvu	WAS	LB	2	0	2
3t	McBride	ARI	TE	2	2	0
3t	Melton	GB	WR	2	1	1
3t	Okereke	NYG	ILB	2	0	2
3t	Otton	TB	TE	2	2	0
3t	Prescott	DAL	QB	2	2	0
3t	Robinson	ATL	RB	2	2	0
3t	G. Smith	SEA	QB	2	2	0
3t	Tolbert	DAL	WR	2	2	0
3t	Tuttle	CAR	DT	2	0	2
3t	Walker	SEA	RB	2	2	0
3t	Wyatt	GB	DT	2	0	2
3t	Yiadam	SF	CB	2	1	1

# 2024 NATIONAL FOOTBALL LEAGUE

## NFC LEADERS IN RECOVERIES OF FUMBLES BY OWN TEAM

RANK	PLAYER	TEAM	POS	REC	YARDS	AVG	LONG	TD
1t	Mason	SF	RB	3	-2	-0.7	0t	0
1t	Mayfield	TB	QB	3	0	0.0	0t	0
3t	Dalton	CAR	QB	2	0	0.0	0t	0
3t	Goff	DET	QB	2	0	0.0	0t	0
3t	Jenkins	CHI	OT	2	0	0.0	0t	0
3t	McBride	ARI	TE	2	0	0.0	0t	1
3t	Otton	TB	TE	2	0	0.0	0t	0
3t	Prescott	DAL	QB	2	0	0.0	0t	0
3t	Robinson	ATL	RB	2	0	0.0	0t	0
3t	G. Smith	SEA	QB	2	0	0.0	0t	0
3t	Tolbert	DAL	WR	2	0	0.0	0t	0
3t	Walker	SEA	RB	2	0	0.0	0t	0
13t	Allegretti	WAS	OG	1	0	0.0	0t	0
13t	Banks	SF	G	1	0	0.0	0t	0
13t	Barkley	PHI	RB	1	0	0.0	0t	0
13t	*Beebe	DAL	C	1	0	0.0	0t	0
13t	Belton	NYG	SAF	1	0	0.0	0t	0
13t	Bergeron	ATL	OG	1	0	0.0	0t	0
13t	Biadasz	WAS	C	1	0	0.0	0t	0
13t	Bradford	SEA	OG	1	0	0.0	0t	0
13t	Darnold	MIN	QB	1	0	0.0	0t	0
13t	Demercado	ARI	RB	1	0	0.0	0t	0
13t	Evans	TB	WR	1	0	0.0	0t	0
13t	Ferguson	DAL	TE	1	0	0.0	0t	0
13t	Froholdt	ARI	C	1	0	0.0	0t	0
13t	Hurts	PHI	QB	1	0	0.0	0t	0
13t	F. Johnson	PHI	OT	1	0	0.0	0t	0
13t	Jones	NYG	QB	1	0	0.0	0t	0
13t	Leverett	NE-ARI	OG	1	0	0.0	0t	0
13t	Lock	NYG	QB	1	0	0.0	0t	0
13t	Manhertz	NYG	TE	1	-1	-1.0	-1	0
13t	Mariota	WAS	QB	1	0	0.0	0t	0
13t	McNichols	WAS	RB	1	0	0.0	0t	0
13t	Melton	GB	WR	1	0	0.0	0t	0
13t	K. Murray	ARI	QB	1	0	0.0	0t	0
13t	Powell	MIN	WR	1	7	7.0	7	0
13t	Pryor	CHI	OT	1	0	0.0	0t	0
13t	Ragnow	DET	C	1	0	0.0	0t	0
13t	*Rattler	NO	QB	1	0	0.0	0t	0
13t	Reynolds	DET	RB	1	0	0.0	0t	0
13t	*J. Sanders	CAR	TE	1	2	2.0	2	0
13t	Skule	TB	OT	1	0	0.0	0t	0
13t	Thomas	NYG	OT	1	0	0.0	0t	0
13t	Van Roten	NYG	OG	1	0	0.0	0t	0
13t	*Ca. Williams	CHI	QB	1	0	0.0	0t	0
13t	Yiadam	SF	CB	1	0	0.0	0t	0
13t	Zaccheaus	WAS	WR	1	0	0.0	0t	0
13t	Zeitler	DET	OG	1	0	0.0	0t	0



# 2024 NATIONAL FOOTBALL LEAGUE

## NFC LEADERS IN RECOVERIES OF FUMBLES BY OPPOSING TEAM

RANK	PLAYER	TEAM	POS	REC	YARDS	AVG	LONG	TD
1t	Collins	SF	DT	2	0	0.0	0t	0
1t	Davis	DET	CB	2	49	24.5	49	0
1t	*Fiske	LAR	DT	2	8	4.0	8	0
1t	Gay	NO	LB	2	4	2.0	4	0
1t	Gordon	CHI	CB	2	0	0.0	0t	0
1t	Luvu	WAS	LB	2	5	2.5	5	0
1t	Okereke	NYG	ILB	2	1	0.5	1	0
1t	Tuttle	CAR	DT	2	0	0.0	0t	0
1t	Wyatt	GB	DT	2	0	0.0	0t	0
10t	Alexander	GB	CB	1	0	0.0	0t	0
10t	*Arnold	DET	CB	1	-1	-1.0	-1	0
10t	Bates	ATL	SS	1	0	0.0	0t	0
10t	*Bethune	SF	LB	1	0	0.0	0t	0
10t	Bosa	SF	DE	1	0	0.0	0t	0
10t	K. Brooks	GB	DT	1	0	0.0	0t	0
10t	Byard	CHI	FS	1	0	0.0	0t	0
10t	Bynum	MIN	SS	1	0	0.0	0t	0
10t	*Chatman	NYG	DT	1	0	0.0	0t	0
10t	Chinn	WAS	SAF	1	0	0.0	0t	0
10t	Clark	GB	NT	1	0	0.0	0t	0
10t	Collier	ARI	DE	1	0	0.0	0t	0
10t	*Cooper	GB	LB	1	4	4.0	4	0
10t	Curl	LAR	SAF	1	33	33.0	33t	1
10t	Dean	PHI	LB	1	0	0.0	0t	0
10t	Dexter	CHI	DT	1	0	0.0	0t	0
10t	Edwards	CHI	LB	1	0	0.0	0t	0
10t	Elliss	ATL	LB	1	0	0.0	0t	0
10t	Franks	CAR	TE	1	0	0.0	0t	0
10t	D. Hall	SEA	LB	1	36	36.0	36t	1
10t	L. Hall	TB	DE	1	0	0.0	0t	0
10t	Hicks	CHI	SAF	1	19	19.0	19	0
10t	Hodge	ATL	WR	1	0	0.0	0t	1
10t	Jenkins	SEA	DB	1	102	102.0	102t	1
10t	Jewell	CAR	ILB	1	0	0.0	0t	0
10t	J. Jones	ARI	DT	1	0	0.0	0t	0
10t	Lewis	DAL	CB	1	0	0.0	0t	0
10t	Mathieu	NO	FS	1	0	0.0	0t	0
10t	McCollum	TB	CB	1	0	0.0	0t	0
10t	McFadden	NYG	LB	1	0	0.0	0t	0
10t	McKinney	GB	SAF	1	7	7.0	7	0
10t	Melton	GB	WR	1	0	0.0	0t	0
10t	*Newton	WAS	DT	1	2	2.0	2	0
10t	*Nubin	NYG	SAF	1	2	2.0	2	0
10t	Ojulari	NYG	LB	1	0	0.0	0t	0
10t	Pace	MIN	LB	1	36	36.0	36t	1
10t	Rodriguez	DET	LB-FB	1	0	0.0	0t	0
10t	Russell	TB	ILB	1	0	0.0	0t	0
10t	Stille	TB-ARI	DE	1	0	0.0	0t	0
10t	Thomas	CIN-DET	DE	1	0	0.0	0t	0
10t	Thompson	ARI	DB	1	0	0.0	0t	0
10t	Van Ness	GB	DE	1	0	0.0	0t	0
10t	*Wallace	CAR	LB	1	0	0.0	0t	0
10t	Ji. Ward	MIN	LB	1	2	2.0	2	0
10t	Ma. Wilson	ARI	LB	1	0	0.0	0t	0
10t	Mi. Wilson	ARI	WR	1	0	0.0	0t	0

# 2024 NATIONAL FOOTBALL LEAGUE

---

## NFC LEADERS IN RECOVERIES OF FUMBLES BY OPPOSING TEAM

RANK	PLAYER	TEAM	POS	REC	YARDS	AVG	LONG	TD
10t	Winfield	TB	SAF	1	58	58.0	58t	1
10t	Yiadam	SF	CB	1	0	0.0	0t	0



# 2024 NATIONAL FOOTBALL LEAGUE

## NFL LEADING PASSERS

RANK	PLAYER	TEAM	ATT	COMP	COMP%	YDS	YPA	TD	TD%	LONG	INT	INT%	RATING
1	L. Jackson	BAL	236	158	66.9%	2099	8.89	17	7.2%	59	2	0.8%	115.4
2	Goff	DET	189	140	74.1%	1695	8.97	13	6.9%	70t	4	2.1%	115.3
3	Allen	BUF	223	143	64.1%	1766	7.92	14	6.3%	57	1	0.4%	107.6
4	Darnold	MIN	189	127	67.2%	1610	8.52	14	7.4%	97t	5	2.6%	107.2
5	Burrow	CIN	263	185	70.3%	1993	7.58	15	5.7%	70t	3	1.1%	106.5
6	Mayfield	TB	284	202	71.1%	2189	7.71	21	7.4%	55t	9	3.2%	104.9
7	*Daniels	WAS	206	148	71.8%	1736	8.43	7	3.4%	66	2	1.0%	104.3
8	Hurts	PHI	191	132	69.1%	1544	8.08	8	4.2%	67t	4	2.1%	98.6
9	Herbert	LAC	196	127	64.8%	1443	7.36	8	4.1%	60t	1	0.5%	98.2
10	K. Murray	ARI	232	156	67.2%	1638	7.06	11	4.7%	60t	3	1.3%	98.0
11	Cousins	ATL	271	185	68.3%	2106	7.77	14	5.2%	52	7	2.6%	97.8
12	Stroud	HOU	266	177	66.5%	1948	7.32	11	4.1%	67t	4	1.5%	95.6
13	Fields	PIT	160	106	66.3%	1106	6.91	5	3.1%	55t	1	0.6%	93.9
14	Lawrence	JAX	243	152	62.6%	1835	7.55	11	4.5%	85t	4	1.6%	93.9
15	Purdy	SF	242	156	64.5%	2101	8.68	10	4.1%	76t	7	2.9%	93.7
16	Love	GB	201	124	61.7%	1547	7.70	15	7.5%	70t	9	4.5%	91.8
17	Stafford	LAR	232	157	67.7%	1671	7.20	7	3.0%	63	5	2.2%	89.6
18	G. Smith	SEA	308	212	68.8%	2197	7.13	8	2.6%	71t	7	2.3%	88.4
19	*Ca. Williams	CHI	223	140	62.8%	1448	6.49	9	4.0%	47	5	2.2%	85.6
20	Rodgers	NYJ	284	175	61.6%	1896	6.68	12	4.2%	57	7	2.5%	85.1
21	Mahomes	KC	225	154	68.4%	1651	7.34	8	3.6%	54t	9	4.0%	84.9
22	Prescott	DAL	262	167	63.7%	1845	7.04	10	3.8%	65t	8	3.1%	84.5
23	Dalton	CAR	160	106	66.3%	989	6.18	7	4.4%	39	6	3.8%	82.0
24	*Nix	DEN	261	165	63.2%	1530	5.86	8	3.1%	49	5	1.9%	81.4
25	Minshew	LV	204	138	67.6%	1377	6.75	6	2.9%	57t	8	3.9%	80.0
26	Jones	NYG	278	174	62.6%	1706	6.14	6	2.2%	43	5	1.8%	79.5
27	D. Watson	CLE	216	137	63.4%	1148	5.31	5	2.3%	35	3	1.4%	79.0
28	Brissett	NE	159	94	59.1%	828	5.21	2	1.3%	50	1	0.6%	74.6

# 2024 NATIONAL FOOTBALL LEAGUE

## NFL LEADING PASSERS, RANKS

PLAYER	TEAM	ATT	COMP	COMP%	YDS	YPA	TD	TD%	INT	INT%	RATING
L. Jackson	BAL	12	10	13	5	2	2	4	5t	5	1
Goff	DET	24t	18t	1	14	1	8	5	10t	15	2
Allen	BUF	16t	17	19	11	7	5t	6	1t	1	3
Darnold	MIN	24t	23t	12	18	4	5t	2	14t	21	4
Burrow	CIN	7	3t	4	6	11	3t	7	7t	7	5
Mayfield	TB	2t	2	3	2	9	1	3	26t	24	6
*Daniels	WAS	19	16	2	12	5	22t	20	5t	6	7
Hurts	PHI	23	22	5	20	6	16t	13	10t	14	8
Herbert	LAC	22	23t	17	23	13	16t	16	1t	2	9
K. Murray	ARI	13t	12t	11	17	18	10t	9	7t	8	10
Cousins	ATL	5	3t	8	3	8	5t	8	20t	20	11
Stroud	HOU	6	5	14	7	15	10t	14	10t	10	12
Fields	PIT	26t	26t	15t	26	20	28t	21	1t	3	13
Lawrence	JAX	10	15	25	10	12	10t	10	10t	11	14
Purdy	SF	11	12t	18	4	3	13t	15	20t	22	15
Love	GB	21	25	26	19	10	3t	1	26t	28	16
Stafford	LAR	13t	11	9	15	16	22t	23	14t	16	17
G. Smith	SEA	1	1	6	1	17	16t	25	20t	18	18
*Ca. Williams	CHI	16t	18t	23	22	23	15	17	14t	17	19
Rodgers	NYJ	2t	6	27	8	22	9	12	20t	19	20
Mahomes	KC	15	14	7	16	14	16t	19	26t	27	21
Prescott	DAL	8	8	20	9	19	13t	18	24t	23	22
Dalton	CAR	26t	26t	15t	27t	24	22t	11	19	25	23
*Nix	DEN	9	9	22	21	26	16t	22	14t	13	24
Minshew	LV	20	20	10	24	21	26t	24	24t	26	25
Jones	NYG	4	7	24	13	25	26t	27	14t	12	26
D. Watson	CLE	18	21	21	25	27	28t	26	7t	9	27
Brissett	NE	28	28	28	30	28	37t	28	1t	4	28

# 2024 NATIONAL FOOTBALL LEAGUE

## NFL FOURTH-QUARTER PASSING LEADERS

RANK	PLAYER	TEAM	ATT	COMP	COMP%	YDS	YPA	TD	TD%	INT	INT%	RATING
1	Flacco	IND	26	16	61.5%	276	10.62	4	15.4%	0	0.0%	137.2
2	*Daniels	WAS	54	42	77.8%	512	9.48	4	7.4%	0	0.0%	130.9
3	Mahomes	KC	35	25	71.4%	326	9.31	2	5.7%	0	0.0%	119.5
4	Mayfield	TB	82	59	72.0%	571	6.96	6	7.3%	1	1.2%	110.4
5	Winston	CLE	26	16	61.5%	189	7.27	2	7.7%	0	0.0%	109.3
6	Fields	PIT	39	23	59.0%	302	7.74	3	7.7%	0	0.0%	109.1
7	Stafford	LAR	60	44	73.3%	515	8.58	3	5.0%	1	1.7%	108.7
8	L. Jackson	BAL	67	40	59.7%	511	7.63	4	6.0%	0	0.0%	103.5
9	Love	GB	43	27	62.8%	341	7.93	3	7.0%	1	2.3%	101.0
10	Herbert	LAC	39	24	61.5%	275	7.05	2	5.1%	0	0.0%	99.8
11	*Ca. Williams	CHI	60	39	65.0%	402	6.70	3	5.0%	1	1.7%	93.9
12	*Nix	DEN	67	47	70.1%	478	7.13	3	4.5%	2	3.0%	92.8
13	K. Murray	ARI	66	44	66.7%	462	7.00	1	1.5%	0	0.0%	91.9
14	Hurts	PHI	49	36	73.5%	426	8.69	1	2.0%	2	4.1%	89.3
15	Burrow	CIN	51	35	68.6%	424	8.31	3	5.9%	3	5.9%	89.0
16	*Maye	NE	34	20	58.8%	241	7.09	2	5.9%	1	2.9%	88.0
17	Stroud	HOU	58	42	72.4%	388	6.69	2	3.4%	2	3.4%	87.4
18	D. Watson	CLE	58	39	67.2%	335	5.78	2	3.4%	1	1.7%	86.5
19	Purdy	SF	56	42	75.0%	512	9.14	1	1.8%	3	5.4%	86.3
20	Allen	BUF	40	21	52.5%	295	7.38	1	2.5%	0	0.0%	84.9
21	Prescott	DAL	75	41	54.7%	486	6.48	6	8.0%	3	4.0%	84.6
22	Minschew	LV	66	45	68.2%	465	7.05	3	4.5%	3	4.5%	84.5
23	G. Smith	SEA	99	65	65.7%	607	6.13	3	3.0%	2	2.0%	84.0
24	Lawrence	JAX	69	38	55.1%	415	6.01	3	4.3%	1	1.4%	81.5
25	Haener	NO	27	13	48.1%	172	6.37	1	3.7%	0	0.0%	81.1
26	Goff	DET	47	30	63.8%	320	6.81	2	4.3%	2	4.3%	80.1
27	Boyle	MIA	20	12	60.0%	132	6.60	0	0.0%	0	0.0%	79.6
28	Darnold	MIN	41	22	53.7%	318	7.76	1	2.4%	1	2.4%	77.1
29	Carr	NO	33	20	60.6%	217	6.58	2	6.1%	2	6.1%	74.9
30	Young	CAR	49	29	59.2%	276	5.63	1	2.0%	1	2.0%	73.2
31	Brissett	NE	51	28	54.9%	308	6.04	0	0.0%	0	0.0%	73.0
32	O'Connell	LV	45	27	60.0%	245	5.44	2	4.4%	2	4.4%	71.1
33	Rodgers	NYJ	76	46	60.5%	444	5.84	1	1.3%	2	2.6%	70.3
34	Richardson	IND	45	20	44.4%	346	7.69	2	4.4%	2	4.4%	67.5
35	Cousins	ATL	71	41	57.7%	405	5.70	2	2.8%	4	5.6%	59.9
36	Jones	NYG	87	45	51.7%	366	4.21	1	1.1%	3	3.4%	52.2
37	*Rattler	NO	27	17	63.0%	116	4.30	0	0.0%	2	7.4%	41.6
38	Dalton	CAR	32	17	53.1%	135	4.22	0	0.0%	2	6.3%	37.9
39	Rudolph	TEN	20	10	50.0%	65	3.25	0	0.0%	1	5.0%	36.5
40	Levis	TEN	41	23	56.1%	159	3.88	0	0.0%	4	9.8%	25.4

# 2024 NATIONAL FOOTBALL LEAGUE

## NFL THIRD-DOWN PASSING LEADERS

RANK	PLAYER	TEAM	ATT	COMP	COMP%	YDS	YPA	TD	TD%	INT	INT%	RATING
1	Goff	DET	44	30	68.2%	380	8.64	5	11.4%	0	0.0%	132.8
2	Cousins	ATL	65	46	70.8%	476	7.32	5	7.7%	0	0.0%	117.2
3	Burrow	CIN	63	41	65.1%	512	8.13	6	9.5%	1	1.6%	115.3
4	Herbert	LAC	58	37	63.8%	375	6.47	4	6.9%	0	0.0%	105.2
5	Mayfield	TB	69	47	68.1%	573	8.30	6	8.7%	3	4.3%	104.3
6	Allen	BUF	65	34	52.3%	464	7.14	6	9.2%	1	1.5%	99.8
7	L. Jackson	BAL	56	32	57.1%	401	7.16	3	5.4%	0	0.0%	97.4
8	Mahomes	KC	58	37	63.8%	424	7.31	3	5.2%	1	1.7%	95.8
9	*Daniels	WAS	57	35	61.4%	517	9.07	2	3.5%	1	1.8%	95.4
10	Purdy	SF	66	37	56.1%	457	6.92	6	9.1%	2	3.0%	95.3
11	K. Murray	ARI	50	29	58.0%	287	5.74	3	6.0%	0	0.0%	94.3
12	Fields	PIT	49	29	59.2%	343	7.00	2	4.1%	0	0.0%	94.2
13	Darnold	MIN	56	31	55.4%	379	6.77	4	7.1%	1	1.8%	92.8
14	Jones	NYG	76	49	64.5%	511	6.72	3	3.9%	1	1.3%	91.5
15	Stroud	HOU	77	49	63.6%	597	7.75	2	2.6%	1	1.3%	90.7
16	Prescott	DAL	63	38	60.3%	509	8.08	2	3.2%	2	3.2%	83.4
17	Love	GB	46	22	47.8%	273	5.93	6	13.0%	3	6.5%	79.1
18	Dalton	CAR	42	27	64.3%	269	6.40	2	4.8%	2	4.8%	78.4
19	Lawrence	JAX	61	29	47.5%	305	5.00	4	6.6%	1	1.6%	77.6
20	D. Watson	CLE	47	29	61.7%	259	5.51	0	0.0%	0	0.0%	76.5
21	Stafford	LAR	49	29	59.2%	330	6.73	2	4.1%	2	4.1%	76.1
22	Rodgers	NYJ	75	42	56.0%	524	6.99	4	5.3%	4	5.3%	73.4
23	*Nix	DEN	76	42	55.3%	389	5.12	3	3.9%	2	2.6%	71.7
24	G. Smith	SEA	71	43	60.6%	478	6.73	1	1.4%	3	4.2%	67.7
25	*Ca. Williams	CHI	56	30	53.6%	317	5.66	2	3.6%	3	5.4%	59.9
26	Brissett	NE	53	29	54.7%	255	4.81	0	0.0%	1	1.9%	59.9
27	Hurts	PHI	48	27	56.3%	344	7.17	1	2.1%	3	6.3%	59.7
28	Minshew	LV	56	32	57.1%	295	5.27	1	1.8%	5	8.9%	40.4

# 2024 NATIONAL FOOTBALL LEAGUE

## NFL LEADING RUSHERS

RANK	PLAYER	TEAM	ATT	YDS	AVG	LONG	TD
1	Henry	BAL	145	946	6.5	87t	9
2	Barkley	PHI	130	766	5.9	65t	5
3	Mason	SF	134	685	5.1	38	3
4	Jacobs	GB	145	667	4.6	38t	3
5	Hubbard	CAR	118	593	5.0	38t	3
6	Harris	PIT	136	592	4.4	36t	2
7	Gibbs	DET	92	591	6.4	70t	6
8	Conner	ARI	129	557	4.3	22	4
9	Robinson	ATL	116	546	4.7	28	4
10	Dobbins	LAC	112	535	4.8	61	4
11	K. Williams	LAR	139	533	3.8	30	8
12	Kamara	NO	121	505	4.2	24	6
13	Mixon	HOU	102	503	4.9	59	5
14t	L. Jackson (QB)	BAL	81	501	6.2	33	2
14t	A. Jones	MIN	104	501	4.8	39	2
16	Pollard	TEN	114	494	4.3	41	3
17	Bigsby	JAX	85	493	5.8	65t	4
18	Robinson	WAS	101	461	4.6	40	6
19t	Swift	CHI	109	454	4.2	56t	4
19t	Taylor	IND	92	454	4.9	29t	5
21	Cook	BUF	99	452	4.6	49t	7
22	Hall	NYJ	111	428	3.9	42	3
23	*Daniels (QB)	WAS	74	424	5.7	46	4
24	Stevenson	NE	104	422	4.1	33t	5
25	Montgomery	DET	93	415	4.5	21	7
26	*Irving	TB	76	395	5.2	32	3
27	*Tracy	NYG	73	376	5.2	45t	2
28	C. Brown	CIN	78	359	4.6	30t	4
29	Achane	MIA	81	357	4.4	47	1
30	Allgeier	ATL	68	352	5.2	24	1
31	Williams	DEN	90	345	3.8	20	2
32	K. Murray (QB)	ARI	41	344	8.4	50t	2
33	Walker	SEA	74	315	4.3	28	6
34	Hunt	KC	84	308	3.7	13	4
35	Mattison	LV	83	265	3.2	24	3
36	J. Ford	CLE	50	264	5.3	36	1
37	*Nix (QB)	DEN	52	259	5.0	32	4
38	White	TB	67	256	3.8	56	0
39	Hurts (QB)	PHI	73	255	3.5	23	7
40	Singletary	NYG	63	250	4.0	43	2
41	Dowdle	DAL	59	246	4.2	13	0
42t	*Davis	BUF	57	242	4.2	22	2
42t	Moss	CIN	74	242	3.3	16	2
42t	Richardson (QB)	IND	41	242	5.9	26	1
45	Ekeler	WAS	39	240	6.2	50	1
46	Gibson	NE	56	237	4.2	45	0
47	Fields (QB)	PIT	55	231	4.2	18	5
48	Etienne	JAX	56	230	4.1	22	2
49	*Guerendo	SF	37	227	6.1	76	1
50	Em. Wilson	GB	51	226	4.4	18	0



# 2024 NATIONAL FOOTBALL LEAGUE

## NFL THIRD-AND-ONE RUSHING LEADERS

RANK	PLAYER	TEAM	ATT	FD	PCT
1t	*Allen	NYJ	5	5	100.0%
1t	Jones (QB)	NYG	5	5	100.0%
1t	*Daniels (QB)	WAS	4	4	100.0%
1t	Darnold (QB)	MIN	4	4	100.0%
1t	Levis (QB)	TEN	4	4	100.0%
1t	Robinson	ATL	4	4	100.0%
1t	Burrow (QB)	CIN	3	3	100.0%
1t	Fields (QB)	PIT	3	3	100.0%
1t	Hill	BAL	3	3	100.0%
1t	L. Jackson (QB)	BAL	3	3	100.0%
1t	Achane	MIA	2	2	100.0%
1t	Allen (QB)	BUF	2	2	100.0%
1t	Charbonnet	SEA	2	2	100.0%
1t	Demercado	ARI	2	2	100.0%
1t	Dowdle	DAL	2	2	100.0%
1t	Elliott	DAL	2	2	100.0%
1t	Gibbs	DET	2	2	100.0%
1t	Harris	PIT	2	2	100.0%
1t	Huntley (QB)	BAL-MIA	2	2	100.0%
1t	*Irving	TB	2	2	100.0%
1t	Lawrence (QB)	JAX	2	2	100.0%
1t	Luepke	DAL	2	2	100.0%
1t	Williams	NO	2	2	100.0%
24t	Dobbins	LAC	7	6	85.7%
24t	K. Williams	LAR	7	6	85.7%
26t	Henry	BAL	6	5	83.3%
26t	*Nix (QB)	DEN	6	5	83.3%
26t	Robinson	WAS	6	5	83.3%
29t	Hurts (QB)	PHI	12	9	75.0%
29t	Conner	ARI	4	3	75.0%
29t	Jacobs	GB	4	3	75.0%
29t	A. Jones	MIN	4	3	75.0%
29t	*Steele	KC	4	3	75.0%
34t	Hall	NYJ	6	4	66.7%
34t	Kamara	NO	6	4	66.7%
34t	Montgomery	DET	6	4	66.7%
34t	Haskins	LAC	3	2	66.7%
34t	Hubbard	CAR	3	2	66.7%
34t	Purdy (QB)	SF	3	2	66.7%
34t	Winston (QB)	CLE	3	2	66.7%
41t	Moss	CIN	5	3	60.0%
41t	Taylor	IND	5	3	60.0%
43t	Ingold	MIA	6	3	50.0%
43t	Sermon	IND	4	2	50.0%
43t	*Tracy	NYG	4	2	50.0%

# 2024 NATIONAL FOOTBALL LEAGUE

## NFL LEADERS IN RECEPTIONS

RANK	PLAYER	TEAM	REC	YDS	AVG	LONG	TD
1	*Bowers (TE)	LV	52	535	10.3	57t	1
2	Wilson	NYJ	51	573	11.2	35	3
3	Godwin	TB	50	576	11.5	55t	5
4t	Chase	CIN	48	674	14.0	70t	7
4t	D. London	ATL	48	525	10.9	31	5
4t	Robinson	NYG	48	333	6.9	20	2
7	Diggs	HOU	47	496	10.6	49	3
8	*Nabers	NYG	46	498	10.8	39	3
9	Lamb	DAL	45	613	13.6	65t	4
10	Smith-Njigba	SEA	43	388	9.0	24	1
11	McBride (TE)	ARI	42	446	10.6	37	0
12t	Jefferson	MIN	41	646	15.8	97t	5
12t	Flowers	BAL	41	527	12.9	44	1
12t	St. Brown	DET	41	408	10.0	35t	5
15t	McLaurin	WAS	40	579	14.5	66	4
15t	Kittle (TE)	SF	40	503	12.6	43	6
15t	Kamara (RB)	NO	40	307	7.7	57t	1
18	Kelce (TE)	KC	38	335	8.8	38	1
19t	Mooney	ATL	36	500	13.9	41t	4
19t	Shakir	BUF	36	421	11.7	52	2
19t	Otton (TE)	TB	36	344	9.6	29	3
22t	Metcalf	SEA	35	568	16.2	71t	3
22t	Pickens	PIT	35	548	15.7	44	1
24t	*B. Thomas	JAX	33	573	17.4	85t	5
24t	D. Moore	CHI	33	341	10.3	44	3
24t	Hall (RB)	NYJ	33	316	9.6	57	1
27t	Collins	HOU	32	567	17.7	67t	3
27t	Henry (TE)	NE	32	358	11.2	35	1
27t	Downs	IND	32	351	11.0	69t	3
27t	Ertz (TE)	WAS	32	345	10.8	24	1
31t	Reed	GB	31	507	16.4	70t	3
31t	Lockett	SEA	31	393	12.7	37	1
31t	Olave	NO	31	387	12.5	39	1
31t	D. Smith	PHI	31	386	12.5	45t	3
31t	Meyers	LV	31	325	10.5	33	2
31t	Ferguson (TE)	DAL	31	263	8.5	27	0
31t	Robinson (RB)	ATL	31	244	7.9	26	1
38t	Lazard	NYJ	30	412	13.7	52t	5
38t	*McConkey	LAC	30	376	12.5	60t	4
38t	T. Hill	MIA	30	366	12.2	80t	1
38t	Dio. Johnson	CAR	30	357	11.9	39	3
38t	Moore	CLE	30	221	7.4	22	0
43t	Slayton	NYG	29	420	14.5	43	1
43t	Pitts (TE)	ATL	29	419	14.4	52	3
43t	Sutton	DEN	29	377	13.0	37	2
43t	Pittman	IND	29	352	12.1	33	2
43t	Higgins	CIN	29	341	11.8	25t	3
43t	Cooper	CLE-BUF	29	319	11.0	27	3
43t	McCloud	ATL	29	277	9.6	22	0
43t	Achane (RB)	MIA	29	244	8.4	39	2

# 2024 NATIONAL FOOTBALL LEAGUE

## NFL RECEIVING YARDAGE LEADERS

RANK	PLAYER	TEAM	YDS	REC	AVG	LONG	TD
1	Chase	CIN	674	48	14.0	70t	7
2	Jefferson	MIN	646	41	15.8	97t	5
3	Lamb	DAL	613	45	13.6	65t	4
4	McLaurin	WAS	579	40	14.5	66	4
5	Godwin	TB	576	50	11.5	55t	5
6t	*B. Thomas	JAX	573	33	17.4	85t	5
6t	Wilson	NYJ	573	51	11.2	35	3
8	Metcalfe	SEA	568	35	16.2	71t	3
9	Collins	HOU	567	32	17.7	67t	3
10	Pickens	PIT	548	35	15.7	44	1
11	*Bowers (TE)	LV	535	52	10.3	57t	1
12	Flowers	BAL	527	41	12.9	44	1
13	D. London	ATL	525	48	10.9	31	5
14	Reed	GB	507	31	16.4	70t	3
15	Kittle (TE)	SF	503	40	12.6	43	6
16	Mooney	ATL	500	36	13.9	41t	4
17	*Nabers	NYG	498	46	10.8	39	3
18	Diggs	HOU	496	47	10.6	49	3
19	McBride (TE)	ARI	446	42	10.6	37	0
20	Bateman	BAL	422	22	19.2	59	3
21	Shakir	BUF	421	36	11.7	52	2
22	Slayton	NYG	420	29	14.5	43	1
23	Pitts (TE)	ATL	419	29	14.4	52	3
24	Lazard	NYJ	412	30	13.7	52t	5
25	*Harrison	ARI	411	26	15.8	60t	5
26t	A. Brown	PHI	408	21	19.4	67t	3
26t	St. Brown	DET	408	41	10.0	35t	5
28	Samuel	SF	406	24	16.9	76t	1
29	Jennings	SF	404	25	16.2	45	3
30	*Coleman	BUF	396	21	18.9	57	3
31	Pierce	IND	394	16	24.6	65t	3
32	Lockett	SEA	393	31	12.7	37	1
33	Smith-Njigba	SEA	388	43	9.0	24	1
34	Olave	NO	387	31	12.5	39	1
35	D. Smith	PHI	386	31	12.5	45t	3
36	Doubs	GB	384	26	14.8	39	2
37	Kirk	JAX	379	27	14.0	61	1
38	Sutton	DEN	377	29	13.0	37	2
39	*McConkey	LAC	376	30	12.5	60t	4
40	Aiyuk	SF	374	25	15.0	53	0
41	T. Hill	MIA	366	30	12.2	80t	1
42	J. Williams	DET	361	17	21.2	70t	3
43	Henry (TE)	NE	358	32	11.2	35	1
44	Dio. Johnson	CAR	357	30	11.9	39	3
45	Pittman	IND	352	29	12.1	33	2
46	Downs	IND	351	32	11.0	69t	3
47	Atwell	LAR	350	24	14.6	50	0
48	Shaheed	NO	349	20	17.4	70t	3
49t	Ertz (TE)	WAS	345	32	10.8	24	1
49t	Jeudy	CLE	345	26	13.3	35	1

# 2024 NATIONAL FOOTBALL LEAGUE

## NFL THIRD-DOWN RECEIVING LEADERS

RANK	PLAYER	TEAM	REC	YDS	AVG	LONG	TD
1	Robinson	NYG	17	122	7.2	15	1
2t	*Nabers	NYG	16	227	14.2	39	2
2t	Godwin	TB	16	197	12.3	24	0
4	Pickens	PIT	14	197	14.1	37	0
5t	Kittle (TE)	SF	13	160	12.3	41	4
5t	Diggs	HOU	13	127	9.8	21	1
5t	Moore	CLE	13	117	9.0	22	0
8	Wilson	NYJ	12	148	12.3	26	1
9t	McLaurin	WAS	11	239	21.7	66	2
9t	Collins	HOU	11	170	15.5	34	1
9t	Kelce (TE)	KC	11	140	12.7	38	1
9t	Mooney	ATL	11	137	12.5	30t	2
9t	Henry (TE)	NE	11	132	12.0	32	0
9t	Smith-Njigba	SEA	11	122	11.1	24	0
9t	*Bowers (TE)	LV	11	120	10.9	27	0
9t	D. London	ATL	11	117	10.6	18	3
17t	Shakir	BUF	10	181	18.1	52	1
17t	Sutton	DEN	10	156	15.6	29	1
17t	Slayton	NYG	10	113	11.3	36	0
17t	*McConkey	LAC	10	104	10.4	18	2
17t	Otton (TE)	TB	10	104	10.4	29	2
17t	Gesicki (TE)	CIN	10	100	10.0	24	0
17t	Douglas	NE	10	99	9.9	35t	1
24t	Lazard	NYJ	9	150	16.7	36t	2
24t	Chase	CIN	9	139	15.4	63t	1
24t	Higgins	CIN	9	113	12.6	25t	3
24t	Downs	IND	9	105	11.7	25	1
24t	St. Brown	DET	9	100	11.1	18	2
24t	J. Smith (TE)	MIA	9	81	9.0	13	1
24t	Tucker	LV	9	73	8.1	14	0
24t	Ferguson (TE)	DAL	9	69	7.7	24	0
24t	M. Sanders (RB)	CAR	9	58	6.4	12	0
33t	Ogunbowale (RB)	HOU	8	115	14.4	31	0
33t	Jefferson	MIN	8	107	13.4	25t	2
33t	Kirk	JAX	8	106	13.3	30	1
33t	Waddle	MIA	8	103	12.9	21	0
33t	Hill (RB)	BAL	8	96	12.0	18	0
33t	Freiermuth (TE)	PIT	8	90	11.3	21	1
33t	Jennings	SF	8	86	10.8	31t	2
33t	Dell	HOU	8	82	10.3	19	0
33t	Dortch	ARI	8	75	9.4	14	0
33t	Parkinson (TE)	LAR	8	74	9.3	15	0
33t	Kmet (TE)	CHI	8	70	8.8	25	0
44t	Doubs	GB	7	125	17.9	39	2
44t	Reed	GB	7	120	17.1	70t	2
44t	Metcalf	SEA	7	108	15.4	31t	1
44t	Conklin (TE)	NYJ	7	95	13.6	25	1
44t	Kincaid (TE)	BUF	7	94	13.4	28	1
44t	Olave	NO	7	86	12.3	16	0
44t	McCloud	ATL	7	83	11.9	22	0
44t	Meyers	LV	7	80	11.4	21	0
44t	Johnston	LAC	7	76	10.9	29t	2
44t	Ertz (TE)	WAS	7	75	10.7	21	0
44t	Boyd	TEN	7	72	10.3	20	0
44t	White (RB)	TB	7	64	9.1	22	0

# 2024 NATIONAL FOOTBALL LEAGUE

---

## NFL THIRD-DOWN RECEIVING LEADERS

RANK	PLAYER	TEAM	REC	YDS	AVG	LONG	TD
44t	Wicks	GB	7	64	9.1	14t	2
44t	Cooper	CLE-BUF	7	63	9.0	13	0
44t	Pitts (TE)	ATL	7	53	7.6	11	0
44t	Charbonnet (RB)	SEA	7	48	6.9	16	0
44t	Williams (RB)	DEN	7	48	6.9	14	0
44t	Mi. Wilson	ARI	7	40	5.7	10	2

# 2024 NATIONAL FOOTBALL LEAGUE

## NFL LEADING SCORERS (NON-KICKING)

RANK	PLAYER	TEAM	POS	TOUCHDOWNS				X2	PTS
				TOTAL	RUSH	REC	RET		
1	Henry	BAL	RB	11	9	2	0	0	66
2	K. Williams	LAR	RB	10	8	2	0	0	60
3	Cook	BUF	RB	8	7	1	0	0	48
4t	Chase	CIN	WR	7	0	7	0	0	42
4t	Gibbs	DET	RB	7	6	1	0	0	42
4t	Hurts	PHI	QB	7	7	0	0	0	42
4t	Kamara	NO	RB	7	6	1	0	0	42
4t	Montgomery	DET	RB	7	7	0	0	0	42
4t	Walker	SEA	RB	7	6	1	0	0	42
10	Barkley	PHI	RB	6	5	1	0	2	40
11t	Evans	TB	WR	6	0	6	0	0	36
11t	Kittle	SF	TE	6	0	6	0	0	36
11t	Mixon	HOU	RB	6	5	1	0	0	36
11t	Robinson	WAS	RB	6	6	0	0	0	36
15t	C. Brown	CIN	RB	5	4	1	0	1	32
15t	Kraft	GB	TE	5	0	5	0	1	32
15t	Stevenson	NE	RB	5	5	0	0	1	32
15t	*B. Thomas	JAX	WR	5	0	5	0	1	32
19t	Charbonnet	SEA	RB	5	4	1	0	0	30
19t	Fields	PIT	QB	5	5	0	0	0	30
19t	Godwin	TB	WR	5	0	5	0	0	30
19t	*Harrison	ARI	WR	5	0	5	0	0	30
19t	Jefferson	MIN	WR	5	0	5	0	0	30
19t	Lazard	NYJ	WR	5	0	5	0	0	30
19t	D. London	ATL	WR	5	0	5	0	0	30
19t	Robinson	ATL	RB	5	4	1	0	0	30
19t	St. Brown	DET	WR	5	0	5	0	0	30
19t	Taylor	IND	RB	5	5	0	0	0	30
19t	*Worthy	KC	WR	5	2	3	0	0	30
30	Conner	ARI	RB	4	4	0	0	2	28
31t	Mattison	LV	RB	4	3	1	0	1	26
31t	Swift	CHI	RB	4	4	0	0	1	26
33t	Andrews	BAL	TE	4	0	4	0	0	24
33t	Bigsby	JAX	RB	4	4	0	0	0	24
33t	*Daniels	WAS	QB	4	4	0	0	0	24
33t	Diggs	HOU	WR	4	1	3	0	0	24
33t	Dobbins	LAC	RB	4	4	0	0	0	24
33t	Hall	NYJ	RB	4	3	1	0	0	24
33t	Hubbard	CAR	RB	4	3	1	0	0	24
33t	Hunt	KC	RB	4	4	0	0	0	24
33t	Jacobs	GB	RB	4	3	1	0	0	24
33t	R. Johnson	CHI	RB	4	4	0	0	0	24
33t	Lamb	DAL	WR	4	0	4	0	0	24
33t	*McConkey	LAC	WR	4	0	4	0	0	24
33t	McLaurin	WAS	WR	4	0	4	0	0	24
33t	Mooney	ATL	WR	4	0	4	0	0	24

# 2024 NATIONAL FOOTBALL LEAGUE

---

## NFL LEADING SCORERS (NON-KICKING)

RANK	PLAYER	TEAM	POS	TOUCHDOWNS				X2	PTS
				TOTAL	RUSH	REC	RET		
33t	*Nix	DEN	QB	4	4	0	0	0	24
33t	Reed	GB	WR	4	1	3	0	0	24
33t	Shaheed	NO	WR	4	0	3	1	0	24
33t	Wicks	GB	WR	4	0	4	0	0	24





# 2024 NATIONAL FOOTBALL LEAGUE

## NFL LEADING SCORERS (KICKING)

RANK	PLAYER	TEAM	PAT	FG	FG%	LONG	PTS
1	Seibert	WAS	19/19	23/25	92.0%	55	88
2	Boswell	PIT	16/16	23/24	95.8%	57	85
3	Fairbairn	HOU	17/17	19/21	90.5%	59	74
4	Tucker	BAL	29/29	13/17	76.5%	56	68
5	Lutz	DEN	16/16	17/18	94.4%	52	67
6t	Aubrey	DAL	12/12	18/20	90.0%	65	66
6t	Koo	ATL	18/18	16/20	80.0%	58	66
8	McLaughlin	TB	24/25	13/14	92.9%	56	63
9t	Bass	BUF	26/28	12/15	80.0%	50	62
9t	*Reichard	MIN	20/20	14/14	100.0%	58	62
11t	Bates	DET	27/28	11/11	100.0%	51	60
11t	Dicker	LAC	9/11	17/18	94.4%	59	60
13	Butker	KC	17/18	14/16	87.5%	53	59
14	Grupe	NO	18/20	13/14	92.9%	57	57
15t	Carlson	LV	11/11	15/17	88.2%	54	56
15t	*C. Little	JAX	17/17	13/14	92.9%	53	56
15t	Myers	SEA	20/20	12/15	80.0%	59	56
18	McPherson	CIN	20/21	11/15	73.3%	56	53
19t	Gay	IND	16/16	12/14	85.7%	52	52
19t	*Narveson	GB	16/16	12/17	70.6%	47	52
21	Moody	SF	12/12	13/14	92.9%	53	51
22	Hopkins	CLE	9/11	13/16	81.3%	56	48
23t	Elliott	PHI	18/18	9/11	81.8%	49	45
23t	Joseph	DET-NYG	6/6	13/16	81.3%	52	45
25	Slye	NE	11/11	11/13	84.6%	63	44
26	Sanders	MIA	7/7	12/16	75.0%	56	43
27t	Folk	TEN	13/13	9/9	100.0%	53	40
27t	*Karty	LAR	13/15	9/11	81.8%	52	40
27t	Pineiro	CAR	13/13	9/10	90.0%	48	40
27t	Zuerlein	NYJ	13/14	9/15	60.0%	40	40
31	Santos	CHI	15/16	8/10	80.0%	54	39
32	Ryland	ARI	6/6	8/9	88.9%	57	30
33	Prater	ARI	10/10	6/6	100.0%	57	28
34t	Carlson	SF	3/4	5/5	100.0%	55	18
34t	McManus	GB	6/6	4/4	100.0%	45	18
36	Wright	SF	3/3	3/3	100.0%	41	12
37	Gano	NYG	0/0	2/2	100.0%	50	6
38t	*Shrader	IND	3/3	0/0	---	---	3
38t	Wishnowsky	SF	0/0	1/1	100.0%	26	3
40	York	WAS	2/2	0/2	0.0%	---	2
41	Gillan	NYG	0/1	0/0	---	---	0

# 2024 NATIONAL FOOTBALL LEAGUE

---

# 2024 NATIONAL FOOTBALL LEAGUE

## NFL TOUCHBACKS ON KICKOFFS

RANK	PLAYER	TEAM	TB
1	Tucker	BAL	39
2	Bass	BUF	38
3	Bates	DET	37
4	Reichard	MIN	36
5	C. Little	JAX	34
6t	Evans	LAR	33
6t	McPherson	CIN	33
8t	Boswell	PIT	31
8t	Butker	KC	31
10t	Gay	IND	29
10t	Mann	PHI	29
12	Zuerlein	NYJ	28
13	Dicker	LAC	26
14	Lutz	DEN	25
15t	Myers	SEA	24
15t	Slye	NE	24
17t	Joseph	DET-NYG	23
17t	Moody	SF	23
19	Fairbairn	HOU	21
20t	Folk	TEN	20
20t	Pinion	ATL	20
22t	Carlson	LV	19
22t	Gill	TB	19
24t	Aubrey	DAL	18
24t	Camarda	TB	18
24t	Sanders	MIA	18
27t	Narveson	GB	17
27t	Prater	ARI	17
27t	Santos	CHI	17
30	Hopkins	CLE	16
31	Ryland	ARI	14
32t	Pineiro	CAR	13
32t	Seibert	WAS	13
34	Grupe	NO	9
35	McManus	GB	7
36t	Koo	ATL	5
36t	Shrader	IND	5
38	Gano	NYG	3
39t	Carlson	SF	2
39t	Gillan	NYG	2
41t	Elliott	PHI	1
41t	Wright	SF	1
41t	York	WAS	1



# 2024 NATIONAL FOOTBALL LEAGUE

## NFL MOST YARDS FROM SCRIMMAGE

RANK	PLAYER	TEAM	POS	TOTAL			RUSHING			RECEIVING		
				YDS	PLAYS	AVG	YDS	ATT	AVG	YDS	ATT	AVG
1	Henry	BAL	RB	1012	153	6.6	946	145	6.5	66	8	8.3
2	Barkley	PHI	RB	872	147	5.9	766	130	5.9	106	17	6.2
3	Kamara	NO	RB	812	161	5.0	505	121	4.2	307	40	7.7
4	Robinson	ATL	RB	790	147	5.4	546	116	4.7	244	31	7.9
5	Jacobs	GB	RB	782	162	4.8	667	145	4.6	115	17	6.8
6	Mason	SF	RB	771	144	5.4	685	134	5.1	86	10	8.6
7	Gibbs	DET	RB	745	111	6.7	591	92	6.4	154	19	8.1
8t	Hall	NYJ	RB	744	144	5.2	428	111	3.9	316	33	9.6
8t	Harris	PIT	RB	744	153	4.9	592	136	4.4	152	17	8.9
10	A. Jones	MIN	RB	728	126	5.8	501	104	4.8	227	22	10.3
11	Conner	ARI	RB	712	145	4.9	557	129	4.3	155	16	9.7
12	Hubbard	CAR	RB	701	142	4.9	593	118	5.0	108	24	4.5
13	Chase	CIN	WR	685	49	14.0	11	1	11.0	674	48	14.0
14	Lamb	DAL	WR	650	53	12.3	37	8	4.6	613	45	13.6
15	Jefferson	MIN	WR	649	42	15.5	3	1	3.0	646	41	15.8
16	Swift	CHI	RB	647	128	5.1	454	109	4.2	193	19	10.2
17	K. Williams	LAR	RB	623	158	3.9	533	139	3.8	90	19	4.7
18	Dobbins	LAC	RB	622	131	4.7	535	112	4.8	87	19	4.6
19	Mixon	HOU	RB	618	116	5.3	503	102	4.9	115	14	8.2
20	Reed	GB	WR	617	42	14.7	110	11	10.0	507	31	16.4
21	Pollard	TEN	RB	603	135	4.5	494	114	4.3	109	21	5.2
22	Achane	MIA	RB	601	110	5.5	357	81	4.4	244	29	8.4
23	Cook	BUF	RB	597	113	5.3	452	99	4.6	145	14	10.4
24	*B. Thomas	JAX	WR	588	36	16.3	15	3	5.0	573	33	17.4
25	McLaurin	WAS	WR	581	42	13.8	2	2	1.0	579	40	14.5
26t	Godwin	TB	WR	578	51	11.3	2	1	2.0	576	50	11.5
26t	Wilson	NYJ	WR	578	52	11.1	5	1	5.0	573	51	11.2
28	Flowers	BAL	WR	574	47	12.2	47	6	7.8	527	41	12.9
29	Metcalf	SEA	WR	568	35	16.2	0	0	---	568	35	16.2
30	Collins	HOU	WR	567	32	17.7	0	0	---	567	32	17.7
31	*Irving	TB	RB	559	96	5.8	395	76	5.2	164	20	8.2
32	Montgomery	DET	RB	553	107	5.2	415	93	4.5	138	14	9.9
33	*Bowers	LV	TE	547	53	10.3	12	1	12.0	535	52	10.3
34	Taylor	IND	RB	543	99	5.5	454	92	4.9	89	7	12.7
35	Robinson	WAS	RB	540	110	4.9	461	101	4.6	79	9	8.8
36	Pickens	PIT	WR	538	36	14.9	-10	1	-10.0	548	35	15.7
37	Bigsby	JAX	RB	529	88	6.0	493	85	5.8	36	3	12.0
38	D. London	ATL	WR	525	48	10.9	0	0	---	525	48	10.9
39	Williams	DEN	RB	519	117	4.4	345	90	3.8	174	27	6.4
40	Walker	SEA	RB	508	101	5.0	315	74	4.3	193	27	7.1
41	Diggs	HOU	WR	504	50	10.1	8	3	2.7	496	47	10.6
42	Kittle	SF	TE	503	40	12.6	0	0	---	503	40	12.6
43	L. Jackson	BAL	QB	501	81	6.2	501	81	6.2	0	0	---
44	Mooney	ATL	WR	500	36	13.9	0	0	---	500	36	13.9
45	*Nabers	NYG	WR	498	49	10.2	0	3	0.0	498	46	10.8
46	White	TB	RB	492	95	5.2	256	67	3.8	236	28	8.4
47	*Tracy	NYG	RB	489	89	5.5	376	73	5.2	113	16	7.1
48	Stevenson	NE	RB	483	122	4.0	422	104	4.1	61	18	3.4
49	Samuel	SF	WR	472	47	10.0	66	23	2.9	406	24	16.9
50	Mattison	LV	RB	460	105	4.4	265	83	3.2	195	22	8.9



# 2024 NATIONAL FOOTBALL LEAGUE

## NFL LEADERS IN FIRST DOWNS

RANK	PLAYER	TEAM	POS	TOTAL	RUSH	REC
1	Henry	BAL	RB	44	40	4
2	Conner	ARI	RB	43	38	5
3	K. Williams	LAR	RB	42	39	3
4	Kamara	NO	RB	41	32	9
5	Robinson	ATL	RB	38	27	11
6t	Hubbard	CAR	RB	36	30	6
6t	Jacobs	GB	RB	36	30	6
6t	Mason	SF	RB	36	30	6
9t	Barkley	PHI	RB	35	30	5
9t	Gibbs	DET	RB	35	26	9
11t	Cook	BUF	RB	33	25	8
11t	Godwin	TB	WR	33	1	32
13t	Diggs	HOU	WR	32	1	31
13t	Dobbins	LAC	RB	32	28	4
13t	Harris	PIT	RB	32	26	6
13t	Hurts	PHI	QB	32	32	0
13t	Wilson	NYJ	WR	32	1	31
18t	Chase	CIN	WR	31	1	30
18t	A. Jones	MIN	RB	31	21	10
18t	Taylor	IND	RB	31	26	5
21t	McLaurin	WAS	WR	29	0	29
21t	Mixon	HOU	RB	29	23	6
21t	Montgomery	DET	RB	29	25	4
21t	Robinson	WAS	RB	29	27	2
21t	Walker	SEA	RB	29	15	14
26t	Hall	NYJ	RB	28	19	9
26t	Jefferson	MIN	WR	28	0	28
26t	D. London	ATL	WR	28	0	28
26t	*Nabers	NYG	WR	28	1	27
26t	Pollard	TEN	RB	28	23	5
31t	*Bowers	LV	TE	27	1	26
31t	Collins	HOU	WR	27	0	27
31t	Flowers	BAL	WR	27	1	26
31t	*Irving	TB	RB	27	21	6
31t	Lamb	DAL	WR	27	2	25
36t	*Daniels	WAS	QB	26	26	0
36t	Mattison	LV	RB	26	17	9
36t	Mooney	ATL	WR	26	0	26
36t	St. Brown	DET	WR	26	0	26
40t	Allgeier	ATL	RB	25	23	2
40t	L. Jackson	BAL	QB	25	25	0
40t	Lockett	SEA	WR	25	0	25
40t	*B. Thomas	JAX	WR	25	1	24
40t	Williams	DEN	RB	25	19	6
45t	Achane	MIA	RB	24	13	11
45t	Kittle	SF	TE	24	0	24
45t	Moss	CIN	RB	24	13	11
45t	*Nix	DEN	QB	24	24	0
49t	Lazard	NYJ	WR	23	0	23
49t	Slayton	NYG	WR	23	0	23
49t	Stevenson	NE	RB	23	21	2
49t	Swift	CHI	RB	23	17	6









# 2024 NATIONAL FOOTBALL LEAGUE

## NFL PUNTING YARDS LEADERS

RANK	PLAYER	TEAM	POS	PUNTS	YARDS	LONG	AVG	TB	BLK	DWN	OB	RETURNS		IN20	NET AVG
												TOT	YDS		
1	Cole	LV	P	31	1641	68	52.9	5	1	2	6	11	155	12	43.3
2	Fox	DET	P	23	1208	68	52.5	4	0	4	1	8	40	12	47.3
3	Bojorquez	CLE	P	44	2282	84	51.9	3	0	7	4	21	280	20	44.1
4	Mann	PHI	P	22	1136	70	51.6	3	1	2	3	11	88	6	43.0
5	Araiza	KC	P	18	929	67	51.6	3	0	3	0	7	62	9	44.8
6	Cooke	JAX	P	29	1492	73	51.4	2	0	0	6	14	130	14	45.6
7	Stonehouse	TEN	P	34	1741	75	51.2	2	2	2	0	25	454	7	34.6
8	Baringer	NE	P	41	2087	69	50.9	4	0	2	1	23	312	20	41.3
9	*Rehkov	CIN	P	28	1411	80	50.4	3	0	3	1	14	94	15	44.9
10	Anger	DAL	P	21	1053	62	50.1	1	0	1	1	11	151	7	42.0
11	Dickson	SEA	P	33	1648	68	49.9	4	0	1	4	16	173	12	42.3
12	Gillikin	ARI	P	25	1245	63	49.8	1	0	3	2	12	147	10	43.1
13	Sanchez	IND	P	37	1829	65	49.4	3	0	2	2	13	152	19	43.7
14	Scott	LAC	P	35	1707	67	48.8	3	0	3	5	13	116	14	43.7
15	*T. Taylor	CHI	P	33	1600	68	48.5	2	0	3	5	15	153	15	42.6
16	Whelan	GB	P	29	1394	74	48.1	2	0	2	4	11	77	11	44.0
17	Gillan	NYG	P	20	955	67	47.8	2	0	3	3	8	69	9	42.3
18	Martin	BUF	P	31	1476	65	47.6	4	0	2	5	13	122	13	41.1
19	Bailey	MIA	P	26	1227	59	47.2	2	1	3	8	9	90	12	40.6
20	Haack	NYG	P	19	896	66	47.2	1	0	0	1	8	131	8	39.2
21	Pinion	ATL	P	20	941	65	47.1	1	0	2	0	12	146	5	38.8
22	Morstead	NYJ	P	35	1645	60	47.0	4	0	2	1	18	157	11	40.2
23	R. Wright	MIN	P	26	1218	61	46.8	2	0	3	3	11	64	15	42.8
24	Waitman	PIT	P	29	1357	58	46.8	4	0	2	2	11	35	14	42.8
25	Dixon	DEN	P	41	1913	65	46.7	3	0	6	3	14	97	20	42.8
26	Evans	LAR	P	23	1068	67	46.4	1	0	4	4	9	86	12	41.8
27	Stout	BAL	P	24	1110	67	46.3	2	0	2	3	11	88	10	40.9
28	Hekker	CAR	P	35	1606	65	45.9	2	0	7	2	13	128	10	41.1
29	Wishnowsky	SF	P	21	959	58	45.7	0	1	6	0	9	160	10	36.3
30	Townsend	HOU	P	38	1733	66	45.6	2	1	8	5	12	59	20	41.9
31	*Hayball	NO	P	35	1573	59	44.9	3	0	4	3	13	91	19	40.6

# 2024 NATIONAL FOOTBALL LEAGUE

## NFL NET PUNTING YARDS LEADERS

RANK	PLAYER	TEAM	POS	PUNTS	YARDS	LONG	AVG	TB	BLK	DWN	OB	RETURNS		IN20	NET AVG
												TOT	YDS		
1	Fox	DET	P	23	1208	68	52.5	4	0	4	1	8	40	12	47.3
2	Cooke	JAX	P	29	1492	73	51.4	2	0	0	6	14	130	14	45.6
3	*Rehkw	CIN	P	28	1411	80	50.4	3	0	3	1	14	94	15	44.9
4	Araiza	KC	P	18	929	67	51.6	3	0	3	0	7	62	9	44.8
5	Bojorquez	CLE	P	44	2282	84	51.9	3	0	7	4	21	280	20	44.1
6	Whelan	GB	P	29	1394	74	48.1	2	0	2	4	11	77	11	44.0
7	Scott	LAC	P	35	1707	67	48.8	3	0	3	5	13	116	14	43.7
8	Sanchez	IND	P	37	1829	65	49.4	3	0	2	2	13	152	19	43.7
9	Cole	LV	P	31	1641	68	52.9	5	1	2	6	11	155	12	43.3
10	Gillikin	ARI	P	25	1245	63	49.8	1	0	3	2	12	147	10	43.1
11	Mann	PHI	P	22	1136	70	51.6	3	1	2	3	11	88	6	43.0
12	R. Wright	MIN	P	26	1218	61	46.8	2	0	3	3	11	64	15	42.8
13	Dixon	DEN	P	41	1913	65	46.7	3	0	6	3	14	97	20	42.8
14	Waitman	PIT	P	29	1357	58	46.8	4	0	2	2	11	35	14	42.8
15	*T. Taylor	CHI	P	33	1600	68	48.5	2	0	3	5	15	153	15	42.6
16	Gillan	NYG	P	20	955	67	47.8	2	0	3	3	8	69	9	42.3
17	Dickson	SEA	P	33	1648	68	49.9	4	0	1	4	16	173	12	42.3
18	Anger	DAL	P	21	1053	62	50.1	1	0	1	1	11	151	7	42.0
19	Townsend	HOU	P	38	1733	66	45.6	2	1	8	5	12	59	20	41.9
20	Evans	LAR	P	23	1068	67	46.4	1	0	4	4	9	86	12	41.8
21	Baringer	NE	P	41	2087	69	50.9	4	0	2	1	23	312	20	41.3
22	Martin	BUF	P	31	1476	65	47.6	4	0	2	5	13	122	13	41.1
23	Hekker	CAR	P	35	1606	65	45.9	2	0	7	2	13	128	10	41.1
24	Stout	BAL	P	24	1110	67	46.3	2	0	2	3	11	88	10	40.9
25	Bailey	MIA	P	26	1227	59	47.2	2	1	3	8	9	90	12	40.6
26	*Hayball	NO	P	35	1573	59	44.9	3	0	4	3	13	91	19	40.6
27	Morstead	NYJ	P	35	1645	60	47.0	4	0	2	1	18	157	11	40.2
28	Haack	NYG	P	19	896	66	47.2	1	0	0	1	8	131	8	39.2
29	Pinion	ATL	P	20	941	65	47.1	1	0	2	0	12	146	5	38.8
30	Wishnowsky	SF	P	21	959	58	45.7	0	1	6	0	9	160	10	36.3
31	Stonehouse	TEN	P	34	1741	75	51.2	2	2	2	0	25	454	7	34.6

# 2024 NATIONAL FOOTBALL LEAGUE

---

# 2024 NATIONAL FOOTBALL LEAGUE

---

## NFL PUNT RETURN LEADERS

RANK	PLAYER	TEAM	POS	RET	FC	YDS	AVG	LONG	TD
1	Raymond	DET	WR	19	5	315	16.6	90t	1
2	M. Jones	NE	CB	15	3	197	13.1	62	0
3	Austin	PIT	WR	16	11	206	12.9	73t	1
4	Darden	CLE	WR	15	2	177	11.8	28	0
5	*DeJean	PHI	CB	9	10	102	11.3	28	0
6	Hardman	KC	WR	12	5	133	11.1	55	0
7	Mims	DEN	WR	16	13	176	11.0	38	0
8	Downs	IND	WR	10	4	108	10.8	23	0
9	*Codrington	BUF	DB	14	5	150	10.7	22	0
10	Gipson	NYJ	WR	22	8	211	9.6	40	0
11	Blackshear	CAR	RB	10	2	94	9.4	16	0
12	Proche	CLE	WR	13	1	119	9.2	17	0
13	Carter	CHI	WR	12	7	102	8.5	20	0
14	*Jackson	TEN	WR	21	3	172	8.2	18	0
15	*De. Williams	SEA	CB	11	13	83	7.5	23	0
16	Jones	CIN	WR	14	5	99	7.1	23	0
17	*Cowing	SF	WR	11	5	76	6.9	16	0
18	Smith-Marsette	NYG	WR	13	8	85	6.5	22	0
19	Powell	MIN	WR	10	4	57	5.7	10	0
20	Sims	HOU	WR	12	6	56	4.7	19	0

# 2024 NATIONAL FOOTBALL LEAGUE

---

## NFL KICKOFF RETURN LEADERS

RANK	PLAYER	TEAM	POS	RET	YDS	AVG	LONG	TD
1	Turpin	DAL	WR	12	416	34.7	79	0
2	Shenault	SEA	WR	13	417	32.1	97t	1
3	Carter	CHI	WR	9	285	31.7	67	0
4	Dallas	ARI	RB	13	399	30.7	96t	1
5	*Jackson	TEN	WR	12	325	27.1	34	0
6	Blackshear	CAR	RB	23	589	25.6	43	0
7	Gray	NYG	RB	12	300	25.0	31	0

# 2024 NATIONAL FOOTBALL LEAGUE

---



# 2024 NATIONAL FOOTBALL LEAGUE

## NFL INTERCEPTION LEADERS

RANK	PLAYER	TEAM	POS	INT	YARDS	AVG	LONG	TD
1	McKinney	GB	SAF	6	63	10.5	28	0
2	K. Joseph	DET	SAF	5	33	6.6	33	0
3t	Branch	DET	SAF	4	48	12.0	47	0
3t	Humphrey	BAL	CB	4	0	0.0	0	0
5t	Adebo	NO	CB	3	68	22.7	47	0
5t	*Bishop	PIT	CB	3	46	15.3	41	0
5t	*Bullock	HOU	SAF	3	28	9.3	28	0
5t	Jackson	PIT	CB	3	75	25.0	49	0
5t	*McCullough	LAR	DB	3	6	2.0	4t	1
5t	Surtain	DEN	CB	3	128	42.7	100t	1
11t	Alexander	GB	CB	2	52	26.0	35t	1
11t	Bates	ATL	SS	2	0	0.0	0	0
11t	Blankenship	PHI	SAF	2	1	0.5	1	0
11t	Bynum	MIN	SS	2	3	1.5	3	0
11t	Echols	NYJ	CB	2	0	0.0	0	0
11t	Grugier-Hill	MIN	OLB	2	5	2.5	5	0
11t	Hamlin	BUF	SS	2	19	9.5	19	0
11t	Ingram	BUF	DB	2	56	28.0	31t	1
11t	J. Johnson	CHI	CB	2	11	5.5	9	0
11t	Jones	IND	DB	2	5	2.5	5	0
11t	Lenoir	SF	CB	2	33	16.5	33	0
11t	Love	SEA	FS	2	26	13.0	26	0
11t	Mathieu	NO	FS	2	23	11.5	23	0
11t	McCollum	TB	CB	2	4	2.0	4	0
11t	Moehrig	LV	SAF	2	28	14.0	16	0
11t	Molden	LAC	CB	2	28	14.0	25	0
11t	B. Murphy	MIN	CB	2	0	0.0	0	0
11t	Terrell	ATL	CB	2	1	0.5	1	0
11t	Van Ginkel	MIN	OLB	2	73	36.5	63t	2
11t	Warner	SF	MLB	2	70	35.0	45t	1
31t	Abram	NO	DB	1	30	30.0	30	0
31t	Andersen	ATL	LB	1	47	47.0	47t	1
31t	Bell	CIN	SS	1	32	32.0	32	0
31t	Benford	BUF	CB	1	6	6.0	6	0
31t	Bernard	BUF	LB	1	1	1.0	1	0
31t	Blackmon	IND	SAF	1	0	0.0	0	0
31t	Blackwell	CHI	CB	1	10	10.0	10	0
31t	Bosa	SF	DE	1	30	30.0	30	0
31t	Brisker	CHI	SAF	1	0	0.0	0	0
31t	J. Brown	SF	SAF	1	0	0.0	0	0
31t	Bryant	SEA	CB	1	9	9.0	9	0
31t	Byard	CHI	FS	1	0	0.0	0	0
31t	Cisco	JAX	FS	1	22	22.0	22	0
31t	Conner	KC	DB	1	3	3.0	3	0
31t	Cook	KC	FS	1	0	0.0	0	0
31t	Cross	IND	SAF	1	0	0.0	0	0
31t	David	TB	OLB	1	7	7.0	7	0
31t	Davis	SF	DT	1	2	2.0	2	0
31t	Davis-Gaither	CIN	LB	1	12	12.0	12	0
31t	Diggs	DAL	CB	1	1	1.0	1	0
31t	Dupree	LAC	OLB	1	0	0.0	0	0
31t	Durant	LAR	CB	1	0	0.0	0	0
31t	Edmunds	CHI	MLB	1	0	0.0	0	0
31t	D. Elliott	PIT	DB	1	0	0.0	0	0
31t	Flannigan-Fowles	SF	LB	1	0	0.0	0	0

# 2024 NATIONAL FOOTBALL LEAGUE

## NFL INTERCEPTION LEADERS

RANK	PLAYER	TEAM	POS	INT	YARDS	AVG	LONG	TD
31t	Forbes	WAS	CB	1	19	19.0	19	0
31t	Ford	LAC	DT	1	3	3.0	3	0
31t	Fowler	WAS	LB	1	67	67.0	67t	1
31t	Fulton	LAC	CB	1	29	29.0	29	0
31t	Gardeck	ARI	LB	1	10	10.0	10	0
31t	Gardner-Johnson	PHI	SAF	1	0	0.0	0	0
31t	Gilmore	MIN	CB	1	0	0.0	0	0
31t	Gonzalez	NE	CB	1	2	2.0	2	0
31t	*Green	SF	CB	1	20	20.0	20	0
31t	Griffin	MIN	CB	1	28	28.0	28	0
31t	Harris	NO	DB	1	7	7.0	7	0
31t	Hewitt	HOU	LB	1	45	45.0	45	0
31t	*Hicks	KC	SAF	1	0	0.0	0	0
31t	Hobbs	LV	CB	1	35	35.0	35	0
31t	Hooker	TEN	SAF	1	30	30.0	30	0
31t	Horn	CAR	CB	1	0	0.0	0	0
31t	Howden	NO	SAF	1	-5	-5.0	-5	0
31t	Hubbard	CIN	DE	1	0	0.0	0	0
31t	Izien	TB	DB	1	17	17.0	17	0
31t	M. Jackson	CAR	CB	1	1	1.0	1	0
31t	Jobe	SEA	CB	1	33	33.0	33	0
31t	A. Johnson	BUF	NT	1	5	5.0	5	0
31t	J. Johnson	LAR	SS	1	0	0.0	0	0
31t	Ta. Johnson	BUF	CB	1	0	0.0	0	0
31t	B. Jones	DEN	SAF	1	37	37.0	37	0
31t	*J. Jones	JAX	CB	1	0	0.0	0	0
31t	M. Jones	NE	CB	1	35	35.0	35	0
31t	Jordan	NO	DE	1	0	0.0	0	0
31t	Kazee	PIT	SS	1	5	5.0	5	0
31t	Kendricks	DAL	MLB	1	8	8.0	8	0
31t	Kohou	MIA	CB	1	2	2.0	2	0
31t	*Lassiter	HOU	CB	1	9	9.0	9	0
31t	McMillian	DEN	CB	1	0	0.0	0	0
31t	Metellus	MIN	SAF	1	12	12.0	12	0
31t	Moss	DEN	CB	1	0	0.0	0	0
31t	*Muasau	NYG	LB	1	1	1.0	1	0
31t	Murphy-Bunting	ARI	CB	1	0	0.0	0	0
31t	Murray	HOU	SS	1	0	0.0	0	0
31t	*Mustapha	SF	SAF	1	1	1.0	1	0
31t	Nowaske	DET	LB	1	8	8.0	8	0
31t	Ogbah	MIA	OLB	1	0	0.0	0	0
31t	Oruwariye	DAL	CB	1	0	0.0	0	0
31t	Owusu-Koramoah	CLE	LB	1	0	0.0	0	0
31t	Peppers	NE	FS	1	0	0.0	0	0
31t	Phillips	ATL	CB	1	45	45.0	45	0
31t	Pitre	HOU	SAF	1	10	10.0	10	0
31t	Porter	PIT	CB	1	16	16.0	16	0
31t	Pratt	CIN	LB	1	24	24.0	24	0
31t	Reid	KC	SS	1	8	8.0	8	0
31t	*Roland-Wallace	KC	CB	1	0	0.0	0	0
31t	*Sainristil	WAS	CB	1	38	38.0	38	0
31t	Saunders	NO	DT	1	37	37.0	37	0
31t	Sieler	MIA	DE	1	0	0.0	0	0
31t	Simmons	ATL	FS	1	0	0.0	0	0
31t	Singleton	DEN	LB	1	21	21.0	21	0

# 2024 NATIONAL FOOTBALL LEAGUE

---

## NFL INTERCEPTION LEADERS

RANK	PLAYER	TEAM	POS	INT	YARDS	AVG	LONG	TD
31t	Smith	MIN	FS	1	0	0.0	0	0
31t	Smith	BAL	ILB	1	0	0.0	0	0
31t	*Smith	TB	DB	1	0	0.0	0	0
31t	Spillane	LV	LB	1	0	0.0	0	0
31t	Stevenson	CHI	CB	1	43	43.0	43t	1
31t	Stingley	HOU	CB	1	0	0.0	0	0
31t	Stone	CIN	SAF	1	49	49.0	49	0
31t	Tart	LAC	DT	1	4	4.0	4	0
31t	Taylor-Britt	CIN	CB	1	0	0.0	0	0
31t	Trice	PIT	CB	1	0	0.0	0	0
31t	White	ARI	OLB	1	0	0.0	0	0
31t	*Williams	GB	SAF	1	1	1.0	1	0
31t	G. Williams	ARI	CB	1	0	0.0	0	0
31t	Wilson	DAL	DB	1	0	0.0	0	0
31t	Er. Wilson	GB	LB	1	0	0.0	0	0
31t	Ma. Wilson	ARI	LB	1	0	0.0	0	0
31t	Woods	CAR	FS	1	33	33.0	33	0
31t	Woolen	SEA	CB	1	4	4.0	4	0



# 2024 NATIONAL FOOTBALL LEAGUE

## NFL SACK LEADERS

RANK	PLAYER	TEAM	POS	SACKS
1	Lawrence	NYG	DT	9.0
2	McDonald	NYJ	DE	8.0
3t	Anderson	HOU	DE	7.5
3t	Hutchinson	DET	DE	7.5
5t	Hendrickson	CIN	DE	7.0
5t	Van Noy	BAL	MLB	7.0
7t	Crosby	LV	DE	6.5
7t	Walker	JAX	DE	6.5
7t	Watt	PIT	OLB	6.5
10t	Bonitto	DEN	LB	6.0
10t	Ojulari	NYG	LB	6.0
12t	Cooper	DEN	LB	5.5
12t	Hunter	HOU	DE	5.5
14t	Burns	NYG	LB	5.0
14t	Greenard	MIN	LB	5.0
14t	D. Hall	SEA	LB	5.0
14t	P. Jones	MIN	LB	5.0
14t	Z. Smith	CLE	DE	5.0
14t	Van Ginkel	MIN	OLB	5.0
20t	Bosa	SF	DE	4.5
20t	Fowler	WAS	LB	4.5
20t	Oweh	BAL	LB	4.5
23t	Allen	DEN	DE	4.0
23t	Bresee	NO	DT	4.0
23t	Dexter	CHI	DT	4.0
23t	Epenesa	BUF	DE	4.0
23t	Garrett	CLE	DE	4.0
23t	Landry	TEN	LB	4.0
23t	Luvu	WAS	LB	4.0
23t	Mafe	SEA	LB	4.0
23t	Settle	HOU	DT	4.0
23t	Taylor	NO	CB	4.0
23t	White	NE	DE	4.0
34t	Givens	SF	DT	3.5
34t	Mack	LAC	OLB	3.5
34t	Rousseau	BUF	DE	3.5
34t	Sweat	CHI	DE	3.5
34t	Quin. Williams	NYJ	NT	3.5
39t	Armstrong	WAS	DE	3.0
39t	Carter	PHI	DT	3.0
39t	Collins	SF	DT	3.0
39t	David	TB	OLB	3.0
39t	Dupree	LAC	OLB	3.0
39t	Floyd	SF	DE	3.0
39t	Franklin-Myers	DEN	DE	3.0
39t	Gardeck	ARI	LB	3.0
39t	Granderson	NO	DE	3.0
39t	L. Hall	TB	DE	3.0
39t	Ca. Heyward	PIT	DT	3.0
39t	Highsmith	PIT	LB	3.0
39t	Hines-Allen	JAX	DE	3.0
39t	Ch. Jones	KC	DT	3.0
39t	D. Jones	SEA	DE	3.0
39t	Karlaftis	KC	DE	3.0
39t	Key	TEN	LB	3.0

# 2024 NATIONAL FOOTBALL LEAGUE

---

## NFL SACK LEADERS

RANK	PLAYER	TEAM	POS	SACKS
39t	Lawrence	DAL	DE	3.0
39t	Miller	BUF	OLB	3.0
39t	Odeyingbo	IND	DE	3.0
39t	Okuyinonu	SF	DT	3.0
39t	Owusu-Koramoah	CLE	LB	3.0
39t	Pinnock	NYG	SS	3.0
39t	Stills	ARI	DT	3.0
39t	Strnad	DEN	LB	3.0
39t	Sweat	PHI	LB	3.0
39t	Turner	LAR	DT	3.0
39t	Vea	TB	DT	3.0
39t	Wyatt	GB	DT	3.0
39t	Young	LAR	LB	3.0



# 2024 NATIONAL FOOTBALL LEAGUE

## NFL LEADERS IN FUMBLE RECOVERIES

RANK	PLAYER	TEAM	POS	TOTAL	OWN TEAM	OPP TEAM
1t	Fields	PIT	QB	3	3	0
1t	L. Jackson	BAL	QB	3	3	0
1t	Mason	SF	RB	3	3	0
1t	Mayfield	TB	QB	3	3	0
1t	Richardson	IND	QB	3	3	0
1t	Rodgers	NYJ	QB	3	3	0
7t	Bitonio	CLE	OG	2	2	0
7t	Brissett	NE	QB	2	2	0
7t	Burrow	CIN	QB	2	2	0
7t	Collins	SF	DT	2	0	2
7t	Dalton	CAR	QB	2	2	0
7t	Davis	DET	CB	2	0	2
7t	*Fiske	LAR	DT	2	0	2
7t	Gay	NO	LB	2	0	2
7t	Goff	DET	QB	2	2	0
7t	Gordon	CHI	CB	2	0	2
7t	Herbert	LAC	QB	2	2	0
7t	Jenkins	CHI	OT	2	2	0
7t	Lammons	IND	DB	2	0	2
7t	Luvu	WAS	LB	2	0	2
7t	McBride	ARI	TE	2	2	0
7t	Melton	GB	WR	2	1	1
7t	Okereke	NYG	ILB	2	0	2
7t	Otton	TB	TE	2	2	0
7t	Pratt	CIN	LB	2	0	2
7t	Prescott	DAL	QB	2	2	0
7t	Robinson	ATL	RB	2	2	0
7t	G. Smith	SEA	QB	2	2	0
7t	Tolbert	DAL	WR	2	2	0
7t	Tuttle	CAR	DT	2	0	2
7t	Walker	SEA	RB	2	2	0
7t	Warren	PIT	RB	2	2	0
7t	Watt	PIT	OLB	2	0	2
7t	Williams	BUF	LB	2	0	2
7t	Quin. Williams	NYJ	OLB	2	0	2
7t	Wyatt	GB	DT	2	0	2
7t	Yiadam	SF	CB	2	1	1



# 2024 NATIONAL FOOTBALL LEAGUE

## NFL LEADERS IN RECOVERIES OF FUMBLES BY OWN TEAM

RANK	PLAYER	TEAM	POS	REC	YARDS	AVG	LONG	TD
1t	Fields	PIT	QB	3	0	0.0	0t	0
1t	L. Jackson	BAL	QB	3	-7	-2.3	0t	0
1t	Mason	SF	RB	3	-2	-0.7	0t	0
1t	Mayfield	TB	QB	3	0	0.0	0t	0
1t	Richardson	IND	QB	3	0	0.0	0t	0
1t	Rodgers	NYJ	QB	3	0	0.0	0t	0
7t	Bitonio	CLE	OG	2	0	0.0	0t	0
7t	Brissett	NE	QB	2	0	0.0	0t	0
7t	Burrow	CIN	QB	2	0	0.0	0t	0
7t	Dalton	CAR	QB	2	0	0.0	0t	0
7t	Goff	DET	QB	2	0	0.0	0t	0
7t	Herbert	LAC	QB	2	0	0.0	0t	0
7t	Jenkins	CHI	OT	2	0	0.0	0t	0
7t	McBride	ARI	TE	2	0	0.0	0t	1
7t	Otton	TB	TE	2	0	0.0	0t	0
7t	Prescott	DAL	QB	2	0	0.0	0t	0
7t	Robinson	ATL	RB	2	0	0.0	0t	0
7t	G. Smith	SEA	QB	2	0	0.0	0t	0
7t	Tolbert	DAL	WR	2	0	0.0	0t	0
7t	Walker	SEA	RB	2	0	0.0	0t	0
7t	Warren	PIT	RB	2	0	0.0	0t	0

# 2024 NATIONAL FOOTBALL LEAGUE

## NFL LEADERS IN RECOVERIES OF FUMBLES BY OPPOSING TEAM

RANK	PLAYER	TEAM	POS	REC	YARDS	AVG	LONG	TD
1t	Collins	SF	DT	2	0	0.0	0t	0
1t	Davis	DET	CB	2	49	24.5	49	0
1t	*Fiske	LAR	DT	2	8	4.0	8	0
1t	Gay	NO	LB	2	4	2.0	4	0
1t	Gordon	CHI	CB	2	0	0.0	0t	0
1t	Lammons	IND	DB	2	3	1.5	3	0
1t	Luvu	WAS	LB	2	5	2.5	5	0
1t	Okereke	NYG	ILB	2	1	0.5	1	0
1t	Pratt	CIN	LB	2	9	4.5	9	0
1t	Tuttle	CAR	DT	2	0	0.0	0t	0
1t	Watt	PIT	OLB	2	0	0.0	0t	0
1t	Williams	BUF	LB	2	0	0.0	0t	0
1t	Quin. Williams	NYJ	OLB	2	15	7.5	15	0
1t	Wyatt	GB	DT	2	0	0.0	0t	0
15t	Alexander	GB	CB	1	0	0.0	0t	0
15t	Alexander	DEN	MLB	1	0	0.0	0t	0
15t	Anderson	HOU	DE	1	0	0.0	0t	0
15t	Anudike-Uzomah	KC	DE	1	0	0.0	0t	0
15t	*Arnold	DET	CB	1	-1	-1.0	-1	0
15t	J. Baker	SEA-TEN	OLB	1	0	0.0	0t	0
15t	Barton	DEN	LB	1	52	52.0	52t	1
15t	Bates	ATL	SS	1	0	0.0	0t	0
15t	Benton	PIT	DT	1	0	0.0	0t	0
15t	Bernard	BUF	LB	1	0	0.0	0t	0
15t	*Bethune	SF	LB	1	0	0.0	0t	0
15t	Blackmon	IND	SAF	1	0	0.0	0t	0
15t	Bolden	NE	CB	1	0	0.0	0t	0
15t	Bosa	SF	DE	1	0	0.0	0t	0
15t	K. Brooks	GB	DT	1	0	0.0	0t	0
15t	Bryan	IND	DT	1	0	0.0	0t	0
15t	*Bullock	HOU	SAF	1	0	0.0	0t	0
15t	Byard	CHI	FS	1	0	0.0	0t	0
15t	Bynum	MIN	SS	1	0	0.0	0t	0
15t	Carter	NYJ	CB	1	7	7.0	7	0
15t	*Chatman	NYG	DT	1	0	0.0	0t	0
15t	Chestnut	TEN	RB	1	0	0.0	0t	0
15t	Chinn	WAS	SAF	1	0	0.0	0t	0
15t	Clark	NYJ	FS	1	0	0.0	0t	0
15t	Clark	GB	NT	1	0	0.0	0t	0
15t	Collier	ARI	DE	1	0	0.0	0t	0
15t	Conner	KC	DB	1	38	38.0	38t	1
15t	*Cooper	GB	LB	1	4	4.0	4	0
15t	Curl	LAR	SAF	1	33	33.0	33t	1
15t	Dean	PHI	LB	1	0	0.0	0t	0
15t	Delpit	CLE	SAF	1	0	0.0	0t	0
15t	Dexter	CHI	DT	1	0	0.0	0t	0
15t	Edwards	HOU	DE	1	0	0.0	0t	0
15t	Edwards	CHI	LB	1	0	0.0	0t	0
15t	D. Elliott	PIT	DB	1	10	10.0	10	0
15t	Elliss	NE	LB	1	0	0.0	0t	0
15t	Elliss	ATL	LB	1	0	0.0	0t	0
15t	Emerson	CLE	CB	1	2	2.0	2	0
15t	Franks	CAR	TE	1	0	0.0	0t	0
15t	D. Hall	SEA	LB	1	36	36.0	36t	1
15t	L. Hall	TB	DE	1	0	0.0	0t	0

# 2024 NATIONAL FOOTBALL LEAGUE

## NFL LEADERS IN RECOVERIES OF FUMBLES BY OPPOSING TEAM

RANK	PLAYER	TEAM	POS	REC	YARDS	AVG	LONG	TD
15t	Hamilton	BAL	SAF	1	8	8.0	8	0
15t	Hawkins	NE	SAF	1	0	0.0	0t	0
15t	Ni. Herbig	PIT	LB	1	0	0.0	0t	0
15t	Hickman	CLE	SAF	1	0	0.0	0t	0
15t	Hicks	CHI	SAF	1	19	19.0	19	0
15t	Hines-Allen	JAX	DE	1	13	13.0	13	0
15t	Hodge	ATL	WR	1	0	0.0	0t	1
15t	Hollins	BUF	WR	1	0	0.0	0t	0
15t	Jenkins	SEA	DB	1	102	102.0	102t	1
15t	Jewell	CAR	ILB	1	0	0.0	0t	0
15t	B. Jones	DEN	SAF	1	34	34.0	34	0
15t	J. Jones	ARI	DT	1	0	0.0	0t	0
15t	M. Jones	NE	CB	1	17	17.0	17	0
15t	Key	TEN	LB	1	0	0.0	0t	0
15t	Kohou	MIA	CB	1	0	0.0	0t	0
15t	*Latu	IND	DE	1	0	0.0	0t	0
15t	Lewis	DAL	CB	1	0	0.0	0t	0
15t	Mack	LAC	OLB	1	22	22.0	22	0
15t	Mathieu	NO	FS	1	0	0.0	0t	0
15t	McCollum	TB	CB	1	0	0.0	0t	0
15t	McFadden	NYG	LB	1	0	0.0	0t	0
15t	McKinney	GB	SAF	1	7	7.0	7	0
15t	McLeod	CLE	FS	1	25	25.0	25t	1
15t	Melton	GB	WR	1	0	0.0	0t	0
15t	Molden	LAC	CB	1	0	0.0	0t	0
15t	Moss	DEN	CB	1	0	0.0	0t	0
15t	*Newton	WAS	DT	1	2	2.0	2	0
15t	*Nubin	NYG	SAF	1	2	2.0	2	0
15t	Odeyingbo	IND	DE	1	0	0.0	0t	0
15t	Ojulari	NYG	LB	1	0	0.0	0t	0
15t	Olubi	IND	LB	1	18	18.0	18	0
15t	Pace	MIN	LB	1	36	36.0	36t	1
15t	Rodriguez	DET	LB-FB	1	0	0.0	0t	0
15t	Russell	TB	ILB	1	0	0.0	0t	0
15t	Sieler	MIA	DE	1	0	0.0	0t	0
15t	Simpson	BAL	LB	1	0	0.0	0t	0
15t	Skinner	DEN	SAF	1	0	0.0	0t	0
15t	Spector	BUF	LB	1	0	0.0	0t	0
15t	Stewart	IND	DT	1	0	0.0	0t	0
15t	Stewart	HOU	SAF	1	0	0.0	0t	0
15t	Stille	TB-ARI	DE	1	0	0.0	0t	0
15t	Tart	LAC	DT	1	0	0.0	0t	0
15t	Taylor	LAC	CB	1	0	0.0	0t	0
15t	D. Thomas	JAX	SAF	1	0	0.0	0t	0
15t	Thomas	CIN-DET	DE	1	0	0.0	0t	0
15t	Thompson	ARI	DB	1	0	0.0	0t	0
15t	Toohill	BUF	DE	1	0	0.0	0t	0
15t	Tranquill	KC	LB	1	3	3.0	3	0
15t	Van Ness	GB	DE	1	0	0.0	0t	0
15t	*Wallace	CAR	LB	1	0	0.0	0t	0
15t	Ji. Ward	MIN	LB	1	2	2.0	2	0
15t	M. Williams	BAL	FS	1	0	0.0	0t	0
15t	Ma. Wilson	ARI	LB	1	0	0.0	0t	0
15t	Mi. Wilson	ARI	WR	1	0	0.0	0t	0
15t	Winfield	TB	SAF	1	58	58.0	58t	1

# 2024 NATIONAL FOOTBALL LEAGUE

---

## NFL LEADERS IN RECOVERIES OF FUMBLES BY OPPOSING TEAM

RANK	PLAYER	TEAM	POS	REC	YARDS	AVG	LONG	TD
15t	Yiadam	SF	CB	1	0	0.0	0t	0



# 2024 NATIONAL FOOTBALL LEAGUE

## NFL OFFENSIVE RANKS

	BAL	BUF	CIN	CLE	DEN	HOU	IND	JAX	KC	LAC	LV	MIA	NE	NYJ	PIT	TEN	ARI	ATL	CAR	CHI	DAL	DET	GB	LAR	MIN	NO	NYG	PHI	SEA	SF	TB	WAS
1	13	18	31	25	9t	17	14	11	23	28	22	32	24	16	30	TotYd/G	12	7	29	27	15	6	5	20	19	21	26	8	9t	2	4	3
1	9	13	32	24	16	15	10	17	20	28	25	31	23	19	30	TotYd/P	8	7	26	27	21	4	5	18	11	22	29	12	14	2	6	3
1	12	28	27	14	18	11	16	13	20	31	9	23	30	8	17	RusYd/G	7	15	25	19	32	6	5	26	22	21	24	2	29	4	10	3
1	17	26	24	13	18	10	7	28	27	31	16	15	29	23	14	RusAvg	3	11	12	25	32	5	8	30	21	19	22	9	20	4	6	2
5	15	7	29	27	8	21	16	12	24	18	26	32	13	25	31	PasYd/G	22	6	30	28	3	11	9	14	17	19	23	20	1	4	2	10
1	6	10	32	24	20	19	16	12	17	25	26	31	23	14	30	PasAvg	13	8	28	27	21	3	5	18	7	22	29	11	15	2	9	4
4	1	6	11	14	9	27	10	15	6	24t	22	21	30	9	27	%PasInt	8	22	31	18	26	15	29	17	23	20	12	16	19	24	25	5
5	2	16	32	1	20	10	15	6	24t	22	21	30	9	27	24t	Sac/PasP	3	7	8	28	11	26	4	17	31	19	23	29	13	12	14	18
1	12	17t	30	28	13	21	19	6	29	27	22	31t	20	17t	24	1D/G	14	10	31t	16	15	4	11	9	26	23	25	8	7	5	2	3
3	21t	5	32	28	16	20	29	2	9	26	18	24	11	14	31	3DEff	8	12	30	27	10	7	15	19	13	17	25	21t	23	6	1	4
14	1t	17t	12	5	10t	7t	17t	3	28t	28t	32	9	31	10t	17t	4DEff	27	6	30	7t	26	17t	17t	16	17t	15	13	4	24	25	17t	1t
14	13	28	15	12	26	9	1	11	17	29t	5	6	19	7	24	PR Avg	23	16	20	22	2	3	25	10	32	8	31	18	27	29t	21	4
27	8t	10	30	13	2	5	26	24	28t	16	8t	28t	20	32	19	KR Avg	7	23	21	12	3	1	11	17	31	14	22	25	4	18	15	6
25	17	7	2	23	30	11	4	3	13	5	27	6	20	21	15	GPunAvg	10	19	26	14	8	1	16	24	22	28	18	12	9	32	31	29
23	21	3	5	13	18	8	2	4	7	9	25	20	27	15	32	NPunAvg	10	29	22	14	17	1	6	19	12	26	24	11	16	31	30	28
2	5	11	27	20	14	19	21	9	24	26	32	29t	25	15	28	Pts/G	18	12	29t	16	22	1	6	23	7	17	31	10	13	8	4	3
28	24t	31	23	6t	12	17	9t	16	6t	15	30	19	32	4	1t	FG%	8	24t	13t	24t	13t	1t	29	21t	1t	9t	20	21t	24t	5	9t	18

## NFL DEFENSIVE RANKS

	BAL	BUF	CIN	CLE	DEN	HOU	IND	JAX	KC	LAC	LV	MIA	NE	NYJ	PIT	TEN	ARI	ATL	CAR	CHI	DAL	DET	GB	LAR	MIN	NO	NYG	PHI	SEA	SF	TB	WAS
25	16	24	14	3	2	28	29	5	8	11t	6	23	4	9	1	TotYd/G	27	19	31	11t	26	20	15	21	18	32	17	7	22	10	30	13
25	12	15	18	1	4	21	31	5	13	10	14	24	2	8	3	TotYd/P	28	17	27	9	30	19	16	26	7	32	22	6	20	11	29	23
1	15	24	18	7	13	30	9	2	11	19	16	22	17	4	12	RusYd/G	26	21	32	14	31	5	10	23	3	28	27	8	29	6	20	25
1	27	11	18	5	24	14	7	2	25	20	13	16	6	4	10	RusAvg	21	12	17	23	26	22	8	19	3	31	32	15	28	9	30	29
32	13t	21	12	4	3	24	31	17	9	7	5	23	2	22	1	PasYd/G	26	18	25	11	20	27	19	16	30	28	8	10	13t	15	29	6
27	6	20	18	1	2	24	31	16	8	10	19	26	4	14	3	PasAvg	30	21	32	7	29	13	17	28	11	25	9	5	15	12	23	22
21	9	14	32	11	7	23	29	15	10	20	22	27	28	5	30	%PasInt	17	12	26	8	16	4	2t	13	1	6	31	25	18	2t	19	24
14	18	30	7	2	3	25	28	23	11	22	29	26	4	21	17	Sac/PasP	27	32	31	8	12	16	13	19	10	24	1	6	9	15	20	5
24	15t	30	11t	9	3	25	29	8	1t	13	5	23	14	4	1t	1D/G	31	26t	32	6	20	28	17	21	18	22	7	10	19	11t	26t	15t
29	22	27	3	16	8	24	25	12	5	15	2	28	13	11	4	3DEff	32	30	31	6	14	1	9t	17	9t	18	7	20	21	26	19	23
18t	2t	28	23	2t	30	2t	27	8	9t	18t	9t	1	31	18t	26	4DEff	18t	13t	2t	15	25	2t	9t	32	2t	7	24	16t	9t	16t	29	13t
10t	16	5	26	6	2	22	15	13	14	29	19	27	12	1	32	PR Avg	24	23	18	20	28	3	7t	17	4	7t	25	10t	31	30	9	
16	29	10	20	4	15	28	4	20	23	5t	3	8	2	18	31	KR Avg	32	19	9	25	11	30	14	17	5t	12	26	1	7	27	22	13
13	26	31	27	15	28	4	20	30	18	10	23	7	8	14	25	GPunAvg	11	1	16	9	6	17	29	24	12	2t	21	2t	19	32	5	22
18	21	30	9	17	31	8	13	24	28	14	12	2	5	6	16	NPunAvg	22	4	15	19	7	1	26	20	23	3	25	11	29	32	10	27
26	6	23	18	3	15	13	29t	5	1	27	16	21	11t	2	29t	Pts/G	24	19t	32	4	31	8	11t	22	9	25	14	7	19t	17	28	10
6t	15	6t	3	23t	30t	13t	17	16	2	19	10	5	18	6t	30t	FG%	29	30t	28	11t	27	23t	22	26	1	20t	13t	11t	9	23t	4	20t
12	2	19	24	7	15	16	25	6	9	28	29	30	20	4	31	PPG Diff	22	17	32	8	26	1	10	23	5	21	27	11	18	13	14	3
2	15	24	29	9	3	28	27	7	16	23	12	31	10	13	14	Yd/G Diff	25	11	32	19	26	8	6	22	20	30	21	5	18	1	17	4



***LAST WEEK'S  
GAME BOOK***



# National Football League Game Summary

NFL Copyright © 2024 by The National Football League. All rights reserved. This summary and play-by-play is for the express purpose of assisting media in their coverage of the game; any other use of this material is prohibited without the written permission of the National Football League.

Date: Sunday, 10/27/2024

## New Orleans Saints at Los Angeles Chargers

Start Time: 1:05 PM PDT

at SoFi Stadium, Inglewood, CA

### Game Day Weather

Game Weather: Cloudy  
Open Stadium on Matrix Turf

Temp: 76° F (24.4° C) Humidity: 56%, Wind: SSW 6 mph  
Outdoor Weather: Cloudy

### Officials

Referee: Eck, Alan (76)  
Line Judge: Anderson, Barry (20)  
Back Judge: Meyer, Greg (78)

Umpire: Slaughter, Tab (110)  
Field Judge: Jenkins, John (117)  
Replay Official: Wollan, Joe (0)

Down Judge: Bowers, Derick (74)  
Side Judge: Shaw, Dale (104)

### Lineups

#### New Orleans Saints

#### Los Angeles Chargers

Offense		Defense	
WR 12	C.Olave	DT 93	N.Shepherd
LT 75	T.Fuaga	DT 90	B.Bresee
LG 62	L.Patrick	DE 96	C.Granderson
C 61	C.McGovern	DE 94	C.Jordan
RG 51	C.Ruiz	MLB 56	D.Davis
RT 70	T.Penning	LB 20	P.Werner
TE 87	F.Moreau	DB 31	J.Howden
TE 83	J.Johnson	FS 32	T.Mathieu
TE 7	T.Hill	CB 1	A.Taylor
QB 18	S.Rattler	CB 14	K.McKinstry
RB 41	A.Kamara	CB 23	M.Lattimore

Offense		Defense	
WR 87	S.Fehoko	OLB 52	K.Mack
WR 5	J.Palmer	DL 95	P.Ford
WR 15	L.McConkey	DL 93	O.Ogbonnia
LT 70	R.Slater	OLB 45	T.Tuipulotu
LG 77	Z.Johnson	LB 6	D.Perryman
C 75	B.Bozeman	LB 0	D.Henley
RG 79	T.Pipkins	S 3	D.James
RT 76	J.Alt	S 32	A.Gilman
TE 81	W.Dissly	CB 20	C.Hart
QB 10	J.Herbert	CB 22	E.Molden
RB 27	J.Dobbins	CB 7	K.Fulton

### Substitutions

### Substitutions

S 0 U.Amadi, QB 3 J.Haener, LB 6 W.Gay, WR 13 E.St. Brown, WR 16 B.Means, K 19 B.Grupe, RB 21 Ja.Williams, RB 25 K.Miller, S 30 R.Teamer, CB 36 R.Payton, P 43 M.Hayball, FB 46 A.Prentice, DB 48 J.Gray, LS 49 Z.Wood, DT 50 K.Saunders, LB 52 D.Jackson, DE 55 I.Foskey, LB 58 A.Orji, G 60 K.Hergel, T 67 L.Young, OL 74 O.Udoh, WR 80 J.Jackson, WR 84 M.Tipton, DT 95 J.Ridgeway, DE 98 P.Turner, DE 99 C.Young

K 11 C.Dicker, P 16 J.Scott, S 24 A.Finley, LB 25 J.Colson, RB 28 H.Haskins, CB 29 T.Still, RB 30 K.Vidal, LB 31 N.Niemann, CB 35 D.Bootle, DB 36 J.Taylor, WR 39 J.Johnson, LB 43 T.Dye, FB/DL 44 S.Matlock, LS 47 J.Harris, OLB 48 B.Dupree, DL 56 M.Fox, OL 64 B.Jaimes, OL 68 J.Salyer, TE 83 E.Tomlinson, TE 84 S.Smartt, WR 89 J.Reagor, DT 90 T.Tart, OLB 97 J.Bosa

### Did Not Play

### Did Not Play

QB 8 T.Heinicke, T 73 F.Sarell, WR 82 B.Rice

### Not Active

### Not Active

QB 4 D.Carr, WR 10 M.Valdes-Scantling, WR 11 C.Wilson, LB 53 J.Ford, OL 64 N.Saldiveri, TE 85 D.Holker, DT 97 K.Boyd

WR 1 Q.Johnston, 3QB 2 E.Stick, WR 12 D.Davis, OL 71 J.McFadden, TE 88 H.Hurst, DL 92 J.Eboigbe

### Field Goals (made ( ) & missed)

B.Grupe (40) (43) 44WR

C.Dicker (46) (29)

		1	2	3	4	OT	Total
VISITOR:	New Orleans Saints	2	3	3	0	0	8
HOME:	Los Angeles Chargers	0	9	7	10	0	26

### Scoring Plays

Team	Qtr	Time	Play Description (Extra Point) (Drive Info)	Visitor	Home
Saints	1	10:20	J.Scott fumble forced by T.Hill out of bounds in end zone for a Safety	2	0
Chargers	2	14:55	C.Dicker 46 yd. Field Goal (6-56, 2:43)	2	3
Chargers	2	1:37	J.Dobbins 1 yd. run (kick failed, wl) (15-90, 8:07)	2	9
Saints	2	0:05	B.Grupe 40 yd. Field Goal (9-48, 1:32)	5	9
Chargers	3	8:48	L.McConkey 60 yd. pass from J.Herbert (C.Dicker kick) (2-61, 0:48)	5	16
Saints	3	1:05	B.Grupe 43 yd. Field Goal (8-45, 3:45)	8	16
Chargers	4	11:55	C.Dicker 29 yd. Field Goal (7-55, 4:10)	8	19
Chargers	4	3:22	L.McConkey 9 yd. pass from J.Herbert (C.Dicker kick) (9-66, 3:23)	8	26

Paid Attendance: 70,240

Time: 3:15



New Orleans Saints vs Los Angeles Chargers  
10/27/2024 at SoFi Stadium

# Final Individual Statistics

## New Orleans Saints

## Los Angeles Chargers

RUSHING	ATT	YDS	AVG	LG	TD	RUSHING	ATT	YDS	AVG	LG	TD
A.Kamara	10	67	6.7	24	0	J.Dobbins	17	57	3.4	13	1
T.Hill	4	20	5.0	8	0	J.Herbert	4	49	12.3	38	0
K.Miller	3	16	5.3	10	0	K.Vidal	6	16	2.7	5	0
J.Haener	2	10	5.0	5	0	J.Scott	1	0	0.0	0	0
Ja.Williams	2	4	2.0	2	0	H.Haskins	1	0	0.0	0	0
Total	21	117	5.6	24	0	Total	29	122	4.2	38	1

PASSING	ATT	CMP	YDS	SK/YD	TD	LG	IN	RT	PASSING	ATT	CMP	YDS	SK/YD	TD	LG	IN	RT
S.Rattler	24	12	156	3/16	0	37	0	70.8	J.Herbert	32	20	279	3/23	2	60	0	111.3
J.Haener	17	9	122	2/16	0	36	0	76.1									
T.Hill	1	1	3	0/0	0	3	0	79.2									
Total	42	22	281	5/32	0	37	0	73.6	Total	32	20	279	3/23	2	60	0	111.3

PASS RECEIVING	TAR	REC	YDS	AVG	LG	TD	PASS RECEIVING	TAR	REC	YDS	AVG	LG	TD
C.Olave	14	8	107	13.4	28	0	L.McConkey	6	6	111	18.5	60	2
A.Kamara	11	6	55	9.2	37	0	W.Dissly	7	5	41	8.2	16	0
J.Johnson	4	3	48	16.0	22	0	J.Dobbins	7	4	11	2.8	15	0
T.Hill	4	2	21	10.5	14	0	J.Palmer	4	2	72	36.0	45	0
M.Tipton	2	2	14	7.0	10	0	J.Reagor	2	2	35	17.5	24	0
B.Means	1	1	36	36.0	36	0	S.Matlock	1	1	9	9.0	9	0
A.Prentice	1	0	0	0.0	0	0	S.Fehoko	2	0	0	0.0	0	0
F.Moreau	1	0	0	0.0	0	0	E.Tomlinson	1	0	0	0.0	0	0
Total	38	22	281	12.8	37	0	Total	30	20	279	14.0	60	2

INTERCEPTIONS	NO	YDS	AVG	LG	TD	INTERCEPTIONS	NO	YDS	AVG	LG	TD
Total	0	0	0	0	0	Total	0	0	0	0	0

PUNTING	NO	YDS	AVG	NET	TB	IN20	LG	PUNTING	NO	YDS	AVG	NET	TB	IN20	LG
M.Hayball	9	437	48.6	41.0	2	5	59	J.Scott	6	344	57.3	52.3	0	3	67
Total	9	437	48.6	41.0	2	5	59	Total	6	344	57.3	52.3	0	3	67

PUNT RETURNS	NO	YDS	AVG	FC	LG	TD	PUNT RETURNS	NO	YDS	AVG	FC	LG	TD
J.Jackson	4	30	7.5	2	18	0	L.McConkey	3	28	9.3	4	12	0
							[TOUCHBACK]	2	0	0.0	0	0	0
Total	4	30	7.5	2	18	0	Total	3	28	9.3	4	12	0

KICKOFF RETURNS	NO	YDS	AVG	FC	LG	TD	KICKOFF RETURNS	NO	YDS	AVG	FC	LG	TD
K.Miller	1	41	41.0	0	41	0	H.Haskins	1	35	35.0	0	35	0
J.Jackson	1	22	22.0	0	22	0	J.Reagor	1	22	22.0	0	22	0
[TOUCHBACK]	5	0	0.0	0	0	0	[TOUCHBACK]	1	0	0.0	0	0	0
Total	2	63	31.5	0	41	0	Total	2	57	28.5	0	35	0

### New Orleans Saints

FUMBLES	FUM	LOST	OWN-REC	YDS	TD	FORCED	OPP-REC	YDS	TD	OUT-BDS
T.Hill	0	0	0	0	0	1	0	0	0	0
Total	0	0	0	0	0	1	0	0	0	0

### Los Angeles Chargers

FUMBLES	FUM	LOST	OWN-REC	YDS	TD	FORCED	OPP-REC	YDS	TD	OUT-BDS
J.Scott	1	0	1	0	0	0	0	0	0	1
J.Harris	1	0	0	-22	0	0	0	0	0	0
Total	2	0	1	-22	0	0	0	0	0	1

# Final Team Statistics

	Visitor Saints	Home Chargers
<b>TOTAL FIRST DOWNS</b>	15	19
By Rushing	4	6
By Passing	9	12
By Penalty	2	1
<b>THIRD DOWN EFFICIENCY</b>	2-16-12.5%	3-12-25.0%
<b>FOURTH DOWN EFFICIENCY</b>	1-1-100.0%	0-1-0.0%
<b>TOTAL NET YARDS</b>	366	378
Total Offensive Plays (inc. times thrown passing)	68	64
Average gain per offensive play	5.4	5.9
<b>NET YARDS RUSHING</b>	117	122
Total Rushing Plays	21	29
Average gain per rushing play	5.6	4.2
Tackles for a loss-number and yards	1-2	2-24
<b>NET YARDS PASSING</b>	249	256
Times thrown - yards lost attempting to pass	5-32	3-23
Gross yards passing	281	279
<b>PASS ATTEMPTS-COMPLETIONS-HAD INTERCEPTED</b>	42-22-0	32-20-0
Avg gain per pass play (inc.# thrown passing)	5.3	7.3
<b>KICKOFFS Number-In End Zone-Touchbacks</b>	3-2-1	7-6-5
<b>PUNTS Number and Average</b>	9-48.6	6-57.3
Had Blocked	0	0
<b>FGs - PATs Had Blocked</b>	0-0	0-0
<b>Net Punting Average</b>	41.0	52.3
<b>TOTAL RETURN YARDAGE (Not Including Kickoffs)</b>	30	28
No. and Yards Punt Returns	4-30	3-28
No. and Yards Kickoff Returns	2-63	2-57
No. and Yards Interception Returns	0-0	0-0
<b>PENALTIES Number and Yards</b>	7-66	4-34
<b>FUMBLES Number and Lost</b>	0-0	2-0
<b>TOUCHDOWNS</b>	0	3
Rushing	0	1
Passing	0	2
<b>EXTRA POINTS Made-Attempts</b>	0-0	2-3
Kicking Made-Attempts	0-0	2-3
<b>FIELD GOALS Made-Attempts</b>	2-3	2-2
<b>RED ZONE EFFICIENCY</b>	0-1-0%	2-3-67%
<b>GOAL TO GO EFFICIENCY</b>	0-1-0%	1-1-100%
<b>SAFETIES</b>	1	0
<b>FINAL SCORE</b>	8	26
<b>TIME OF POSSESSION</b>	28:52	31:08

# Ball Possession And Drive Chart

## New Orleans Saints

#	Time Recd	Time Lost	Time Poss	How Ball Obtained	Drive Began	# Play	Yds Gain	Yds Pen	Net Yds	1st Down	Last Scrm	How Given Up
1	13:54	11:15	2:39	Punt	NO 21	4	32	0	32	1	LAC 47	Punt
2	10:20	8:27	1:53	Kickoff	NO 34	3	15	-10	5	0	NO 39	Punt
3	5:02	2:38	2:24	Punt	NO 16	4	22	0	22	1	NO 38	Punt
4	14:55	12:55	2:00	Kickoff	NO 30	4	8	-10	-2	0	NO 28	Punt
5	11:25	9:44	1:41	Punt	NO 13	5	43	-10	33	1	NO 46	Punt
6	1:37	0:05	1:32	Kickoff	NO 30	9	52	-4	48	2	LAC 22	Field Goal
7	15:00	13:18	1:42	Kickoff	NO 40	3	7	0	7	0	NO 47	Punt
8	11:48	9:36	2:12	Punt	NO 5	4	9	0	9	1	NO 14	Punt
9	8:48	6:32	2:16	Kickoff	NO 30	6	20	5	25	2	LAC 45	Punt
10	4:50	1:05	3:45	Punt	NO 30	8	45	0	45	2	LAC 25	Field Goal
11	11:55	10:35	1:20	Kickoff	NO 30	4	17	0	17	1	NO 47	Punt
12	8:51	6:45	2:06	Punt	NO 46	6	33	-5	28	1	LAC 26	Missed FG
13	3:22	0:00	3:22	Kickoff	NO 30	11	63	4	67	3	* LAC 3	End of Game

(355) Average NO 27

## Los Angeles Chargers

#	Time Recd	Time Lost	Time Poss	How Ball Obtained	Drive Began	# Play	Yds Gain	Yds Pen	Net Yds	1st Down	Last Scrm	How Given Up
1	15:00	13:54	1:06	Kickoff	LAC 25	3	-2	0	-2	0	LAC 23	Punt
2	11:15	10:20	0:55	Punt	LAC 20	4	-20	0	-20	0	LAC 22	Fumble, Safety
3	8:27	5:02	3:25	Punt	LAC 17	6	20	0	20	2	LAC 37	Punt
4	2:38	14:55	2:43	Punt	LAC 16	6	56	0	56	2	NO 28	Field Goal
5	12:55	11:25	1:30	Punt	LAC 25	3	8	0	8	0	LAC 33	Punt
6	9:44	1:37	8:07	Punt	LAC 10	15	78	12	90	7	* NO 1	Touchdown
7	0:05	0:00	0:05	Kickoff	LAC 30	1	-1	0	-1	0	LAC 30	End of Half
8	13:18	11:48	1:30	Punt	LAC 10	4	31	0	31	1	LAC 41	Punt
9	9:36	8:48	0:48	Punt	LAC 39	2	61	0	61	1	LAC 40	Touchdown
10	6:32	4:50	1:42	Punt	LAC 20	3	-4	0	-4	0	LAC 16	Punt
11	1:05	11:55	4:10	Kickoff	LAC 34	7	65	-10	55	2	* NO 11	Field Goal
12	10:35	8:51	1:44	Punt	LAC 7	3	-2	0	-2	0	LAC 5	Punt
13	6:45	3:22	3:23	Missed FG	LAC 34	9	66	0	66	4	* NO 9	Touchdown

(287) Average LAC 22

\* inside opponent's 20

### Time of Possession by Quarter

	1st	2nd	3rd	4th	OT	Total
Visitor New Orleans Saints	6:56	5:13	9:55	6:48		28:52
Home Los Angeles Chargers	8:04	9:47	5:05	8:12		31:08

### Kickoff Drive No.-Start Average

Saints: 7 - NO 32      Chargers: 3 - LAC 30







# First Quarter

10/27/2024

## Play By Play

NO wins the coin toss and elects to defer. LAC elects to Receive, and NO elects to defend the south goal.

B.Grupe kicks 62 yards from NO 35 to LAC 3. J.Reagor pushed ob at LAC 25 for 22 yards (K.McKinstry).

### Los Angeles Chargers at 15:00, (1st play from scrimmage 14:55)

- 1-10-LAC 25 (14:55) J.Herbert pass short left to J.Dobbins to LAC 23 for -2 yards (P.Werner).
- 2-12-LAC 23 (14:16) J.Herbert pass incomplete deep right to J.Palmer (K.McKinstry).
- 3-12-LAC 23 (14:10) (Shotgun) J.Herbert pass incomplete short left to J.Dobbins (C.Young).
- 4-12-LAC 23 (14:07) J.Scott punts 59 yards to NO 18, Center-J.Harris. J.Jackson to NO 21 for 3 yards (S.Smarrt).

### New Orleans Saints at 13:54

- 1-10-NO 21 (13:54) A.Kamara right end pushed ob at NO 44 for 23 yards (D.Henley).
- 1-10-NO 44 (13:25) (Shotgun) T.Hill right guard to LAC 48 for 8 yards (O.Ogbonnia; D.James).
- 2-2-LAC 48 (12:52) A.Kamara right guard to LAC 47 for 1 yard (P.Ford; D.Perryman).
- 3-1-LAC 47 (12:13) (Shotgun) A.Kamara up the middle to LAC 47 for no gain (D.Perryman, D.Henley).
- 4-1-LAC 47 (11:23) M.Hayball punts 47 yards to end zone, Center-Z.Wood, Touchback.

R1

Timeout at 11:15.

### Los Angeles Chargers at 11:15

- 1-10-LAC 20 (11:15) J.Dobbins left guard to LAC 22 for 2 yards (P.Werner).
- 2-8-LAC 22 (10:37) (Shotgun) J.Herbert pass incomplete short right to J.Dobbins [C.Young].
- 3-8-LAC 22 (10:33) (Shotgun) J.Herbert pass incomplete short left [A.Taylor].
- 4-8-LAC 22 (10:27) **(Punt formation) J.Scott Aborted. J.Harris FUMBLES at LAC 7, recovered by LAC-J.Scott at LAC 0. J.Scott to LAC -5 for -5 yards (T.Hill). FUMBLES (T.Hill), ball out of bounds in End Zone, SAFETY.**

Timeout at 10:20.

**NO 2 LAC 0, Safety, 4:40 elapsed**

C.Dicker kicks 68 yards from LAC 20 to NO 12. J.Jackson to NO 34 for 22 yards (N.Niemann).

### New Orleans Saints at 10:20, (1st play from scrimmage 10:14)

- 1-10-NO 34 (10:14) K.Miller left tackle to NO 35 for 1 yard (B.Dupree).
- 2-9-NO 35 (9:38) (Shotgun) S.Rattler pass short right to C.Olave to NO 41 for 6 yards (D.James).  
*PENALTY on NO-L.Patrick, Offensive Holding, 10 yards, enforced at NO 35 - No Play.*
- 2-19-NO 25 (9:21) (Shotgun) S.Rattler pass short left to T.Hill to NO 39 for 14 yards (D.Henley; C.Hart).
- 3-5-NO 39 (8:44) (Shotgun) S.Rattler pass incomplete short right.
- 4-5-NO 39 (8:37) M.Hayball punts 49 yards to LAC 12, Center-Z.Wood. L.McConkey to LAC 17 for 5 yards (D.Jackson).

Timeout at 08:27.

### Los Angeles Chargers at 8:27

- 1-10-LAC 17 (8:27) J.Dobbins left guard to LAC 19 for 2 yards (K.Saunders).
- 2-8-LAC 19 (7:49) (Shotgun) J.Herbert pass short left to W.Dissly to LAC 28 for 9 yards (T.Mathieu).
- 1-10-LAC 28 (7:12) (Shotgun) J.Herbert pass short middle to L.McConkey to LAC 43 for 15 yards (K.McKinstry).
- 1-10-LAC 43 (6:30) (Shotgun) K.Vidal up the middle to LAC 45 for 2 yards (D.Davis).
- 2-8-LAC 45 (5:52) (Shotgun) J.Herbert pass incomplete short right to W.Dissly.
- 3-8-LAC 45 (5:46) (Shotgun) J.Herbert sacked at LAC 37 for -8 yards (U.Amadi).
- 4-16-LAC 37 (5:10) J.Scott punts 47 yards to NO 16, Center-J.Harris, fair catch by J.Jackson.

P1

P2

Timeout at 05:02.

### New Orleans Saints at 5:02

- 1-10-NO 16 (5:02) S.Rattler pass incomplete deep right to C.Olave (C.Hart).  
New Orleans challenged the incomplete pass ruling, and the play was REVERSED.  
S.Rattler pass deep right to C.Olave to NO 36 for 20 yards (C.Hart).
- 1-10-NO 36 (4:51) (Shotgun) T.Hill up the middle to NO 38 for 2 yards (D.Henley; J.Colson).
- 2-8-NO 38 (4:16) (Shotgun) S.Rattler sacked at NO 30 for -8 yards (K.Mack).
- 3-16-NO 30 (3:30) (Shotgun) A.Kamara right tackle to NO 38 for 8 yards (J.Taylor; E.Molden).
- 4-8-NO 38 (2:45) M.Hayball punts 46 yards to LAC 16, Center-Z.Wood, fair catch by L.McConkey.

P2

Timeout at 02:38.

### Los Angeles Chargers at 2:38

- 1-10-LAC 16 (2:38) J.Herbert scrambles right end pushed ob at NO 46 for 38 yards (T.Mathieu).
- 1-10-NO 46 (1:55) (Shotgun) J.Herbert pass short right to J.Reagor pushed ob at NO 35 for 11 yards (P.Werner).

R3

P4

**New Orleans Saints vs Los Angeles Chargers at SoFi Stadium**

- 1-10-NO 35 (1:20) J.Dobbins left guard to NO 32 for 3 yards (N.Shepherd; D.Davis).
- 2-7-NO 32 (:42) (Shotgun) J.Herbert pass short left to J.Dobbins to NO 37 for -5 yards (P.Werner).
- 3-12-NO 37 (:09) (Shotgun) J.Herbert pass short middle to W.Dissly to NO 28 for 9 yards (J.Howden).

**END OF QUARTER**

	Score	Time	First Downs				Efficiencies	
		Poss	R	P	X	T	3 Down	4 Down
<b>New Orleans Saints</b>	<b>2</b>	<b>6:56</b>	<b>1</b>	<b>1</b>	<b>0</b>	<b>2</b>	<b>0/3</b>	<b>0/0</b>
<b>Los Angeles Chargers</b>	<b>0</b>	<b>8:04</b>	<b>1</b>	<b>3</b>	<b>0</b>	<b>4</b>	<b>0/4</b>	<b>0/1</b>



## Second Quarter

10/27/2024

## Play By Play

Los Angeles Chargers continued.

4-3-NO 28 (15:00) C.Dicker 46 yard field goal is GOOD, Center-J.Harris, Holder-J.Scott.

NO 2 LAC 3, 6 plays, 56 yards, 2:43 drive, 0:05 elapsed

C.Dicker kicks 65 yards from LAC 35 to end zone, Touchback to the NO 30.

## New Orleans Saints at 14:55

1-10-NO 30 (14:55) A.Kamara right guard to NO 28 for -2 yards (T.Tart).

2-12-NO 28 (14:19) (Shotgun) S.Rattler pass incomplete short middle to A.Kamara (T.Tart).

3-12-NO 28 (14:16) (Shotgun) S.Rattler pass short middle to T.Hill to NO 39 for 11 yards (C.Hart).

*PENALTY on NO-B.Means, Illegal Block Above the Waist, 10 yards, enforced at NO 35.*

3-15-NO 25 (13:48) (Shotgun) A.Kamara left guard to NO 28 for 3 yards (M.Fox; K.Mack).

4-12-NO 28 (13:06) M.Hayball punts 58 yards to LAC 14, Center-Z.Wood. L.McConkey to LAC 25 for 11 yards (J.Gray).

Timeout at 12:55.

## Los Angeles Chargers at 12:55

1-10-LAC 25 (12:55) J.Dobbins left end to LAC 30 for 5 yards (W.Gay).

2-5-LAC 30 (12:20) J.Dobbins right guard to LAC 33 for 3 yards (D.Davis; P.Turner).

3-2-LAC 33 (11:39) (Shotgun) J.Herbert pass incomplete short left to J.Dobbins (A.Taylor).

4-2-LAC 33 (11:34) J.Scott punts 63 yards to NO 4, Center-J.Harris. J.Jackson to NO 13 for 9 yards (A.Finley).

Timeout at 11:25.

## New Orleans Saints at 11:25

1-10-NO 13 (11:25) (Shotgun) S.Rattler pass short left to A.Kamara pushed ob at NO 19 for 6 yards (A.Gilman).

2-4-NO 19 (11:03) (No Huddle) S.Rattler pass short left to A.Kamara pushed ob at LAC 44 for 37 yards (D.James). P3

1-10-LAC 44 (10:25) S.Rattler pass incomplete short left to A.Prentice (D.Henley).

2-10-LAC 44 (10:21) K.Miller right end to LAC 29 for 15 yards (D.Henley; A.Gilman).

*PENALTY on NO-L.Patrick, Offensive Holding, 10 yards, enforced at LAC 44 - No Play.*

2-20-NO 46 (9:57) (Shotgun) S.Rattler pass incomplete short middle to T.Hill.

Los Angeles Chargers challenged the incomplete pass ruling, and the play was Upheld. The ruling on the field stands. (Timeout #1.)

3-20-NO 46 (9:53) (Shotgun) S.Rattler pass incomplete short left to A.Kamara.

4-20-NO 46 (9:50) M.Hayball punts 44 yards to LAC 10, Center-Z.Wood, fair catch by L.McConkey.

## New Orleans Saints

\*\* Injury Update: NO-B.Means return is Questionable.

## Los Angeles Chargers at 9:44

1-10-LAC 10 (9:44) (Shotgun) K.Vidal up the middle to LAC 13 for 3 yards (K.Saunders; A.Taylor).

2-7-LAC 13 (9:04) (Shotgun) J.Herbert pass short left to W.Dissly ran ob at LAC 29 for 16 yards (P.Werner). P5

1-10-LAC 29 (8:25) J.Dobbins right end to LAC 31 for 2 yards (J.Howden; D.Davis).

2-8-LAC 31 (7:45) J.Herbert pass short middle to J.Dobbins to LAC 41 for 10 yards (C.Young).

*Penalty on LAC-B.Bozeman, Unnecessary Roughness, offsetting, enforced at LAC 31 - No Play.**Penalty on NO-N.Shepherd, Unnecessary Roughness, offsetting.*

2-8-LAC 31 (7:22) (Shotgun) J.Herbert pass short middle to L.McConkey to LAC 46 for 15 yards (M.Lattimore). P6

1-10-LAC 46 (6:46) K.Vidal left end to NO 49 for 5 yards (K.Saunders).

2-5-NO 49 (6:09) K.Vidal up the middle to NO 48 for 1 yard (C.Granderson; P.Werner).

3-4-NO 48 (5:26) (Shotgun) J.Herbert pass short right to L.McConkey to NO 43 for 5 yards (A.Taylor). P7

1-10-NO 43 (4:43) (Shotgun) J.Herbert scrambles right guard to NO 34 for 9 yards (P.Werner; K.McKinstry).

2-1-NO 34 (4:04) J.Dobbins right guard to NO 32 for 2 yards (J.Ridgeway, D.Davis). R8

1-10-NO 32 (3:24) (Shotgun) J.Herbert scrambles left end ran ob at NO 29 for 3 yards (D.Davis).

2-7-NO 29 (2:43) (Shotgun) J.Dobbins left end ran ob at NO 20 for 9 yards (M.Lattimore). R9

1-10-NO 20 (2:07) J.Herbert pass incomplete deep left to S.Fehoko (M.Lattimore).

Timeout #2 by LAC at 02:01.

2-10-NO 20 (2:01) (Shotgun) J.Herbert pass incomplete deep left to S.Fehoko.

*PENALTY on NO-M.Lattimore, Defensive Pass Interference, 17 yards, enforced at NO 20 - No Play.* X10

Two-Minute Warning

1-3-NO 3 (1:57) (Shotgun) *PENALTY on LAC-E.Tomlinson, False Start, 5 yards, enforced at NO 3 - No Play.*

1-8-NO 8 (1:57) (Shotgun) J.Herbert pass short middle to L.McConkey to NO 1 for 7 yards (T.Mathieu).

**New Orleans Saints vs Los Angeles Chargers at SoFi Stadium**

Timeout #1 by NO at 01:47.

2-1-NO 1 (1:47) H.Haskins left end to NO 1 for no gain (J.Ridgeway).

Timeout #2 by NO at 01:40.

3-1-NO 1 **(1:40) J.Salyer reported in as eligible. J.Dobbins right end for 1 yard, TOUCHDOWN.**

R11

C.Dicker extra point is No Good, Wide Left, Center-J.Harris, Holder-J.Scott.

**NO 2 LAC 9, 15 plays, 90 yards, 1 penalty, 8:07 drive, 13:23 elapsed**

C.Dicker kicks 65 yards from LAC 35 to end zone, Touchback to the NO 30.

**New Orleans Saints at 1:37**

1-10-NO 30 (1:37) (Shotgun) S.Rattler pass short left to A.Kamara ran ob at NO 34 for 4 yards (C.Hart).

2-6-NO 34 (1:33) (Shotgun) S.Rattler pass short middle to C.Olave to NO 49 for 15 yards (D.Henley).

P4

1-10-NO 49 (1:13) (No Huddle, Shotgun) S.Rattler pass short right to J.Johnson pushed ob at LAC 47 for 4 yards (E.Molden).

*PENALTY on NO-C.McGovern, Ineligible Downfield Pass, 4 yards, enforced at NO 49 - No Play.*

1-14-NO 45 (1:08) (Shotgun) S.Rattler sacked at NO 43 for -2 yards (T.Tuipulotu).

2-16-NO 43 (:46) (No Huddle, Shotgun) S.Rattler pass short middle to M.Tipton to LAC 47 for 10 yards (E.Molden).

3-6-LAC 47 (:29) (No Huddle, Shotgun) S.Rattler pass short middle to J.Johnson to LAC 25 for 22 yards (D.Henley).

P5

Timeout #3 by NO at 00:22.

1-10-LAC 25 (:22) (Shotgun) S.Rattler pass short right to A.Kamara pushed ob at LAC 22 for 3 yards (J.Colson).

2-7-LAC 22 (:18) (Shotgun) S.Rattler pass incomplete short left.

3-7-LAC 22 (:13) (Shotgun) S.Rattler pass incomplete short right.

4-7-LAC 22 **(:09) B.Grupe 40 yard field goal is GOOD, Center-Z.Wood, Holder-M.Hayball.**

**NO 5 LAC 9, 9 plays, 48 yards, 1:32 drive, 14:55 elapsed**

B.Grupe kicks 65 yards from NO 35 to end zone, Touchback to the LAC 30.

**Los Angeles Chargers at 0:05**

1-10-LAC 30 (:05) J.Herbert kneels to LAC 29 for -1 yards.

**END OF QUARTER**

	Score	Time Poss	First Downs				Efficiencies	
			R	P	X	T	3 Down	4 Down
New Orleans Saints	5	5:13	0	3	0	3	1/4	0/0
Los Angeles Chargers	9	9:47	3	3	1	7	2/3	0/0

# Third Quarter

10/27/2024

## Play By Play

NO elects to Receive, and LAC elects to defend the South goal.

C.Dicker kicks 66 yards from LAC 35 to NO -1. K.Miller to NO 40 for 41 yards (N.Niemann; D.Henley).

### New Orleans Saints at 15:00, (1st play from scrimmage 14:52)

- 1-10-NO 40 (14:52) A.Kamara left end to NO 43 for 3 yards (D.Henley).
- 2-7-NO 43 (14:12) S.Rattler pass incomplete short left to A.Kamara.
- 3-7-NO 43 (14:09) (Shotgun) S.Rattler pass short right to M.Tipton to NO 47 for 4 yards (T.Still).
- 4-3-NO 47 (13:24) M.Hayball punts 43 yards to LAC 10, Center-Z.Wood, fair catch by L.McConkey.

Timeout at 13:18.

### Los Angeles Chargers at 13:18

- 1-10-LAC 10 (13:18) J.Herbert pass deep right to J.Palmer ran ob at LAC 37 for 27 yards (T.Mathieu).
- 1-10-LAC 37 (12:39) (Shotgun) K.Vidal left end pushed ob at LAC 41 for 4 yards (D.Davis).
- 2-6-LAC 41 (12:03) (Shotgun) J.Herbert pass incomplete deep middle to S.Fehoko.
- 3-6-LAC 41 (12:00) (Shotgun) J.Herbert pass incomplete short right to W.Dissly.
- 4-6-LAC 41 (11:56) J.Scott punts 54 yards to NO 5, Center-J.Harris, fair catch by J.Jackson.

P12

Timeout at 11:48.

### New Orleans Saints at 11:48

- 1-10-NO 5 (11:48) K.Miller left tackle to NO 15 for 10 yards (D.James).
- 1-10-NO 15 (11:11) (Shotgun) K.Miller left guard to NO 20 for 5 yards (M.Fox).
- 2-5-NO 20 (10:34) S.Rattler sacked at NO 14 for -6 yards (S.Matlock).
- 3-11-NO 14 (9:53) (Shotgun) S.Rattler pass incomplete short middle to C.Olave.
- 4-11-NO 14 (9:48) M.Hayball punts 59 yards to LAC 27, Center-Z.Wood. L.McConkey to LAC 39 for 12 yards (J.Gray).

R6

Timeout at 09:36.

### Los Angeles Chargers at 9:36

- 1-10-LAC 39 (9:36) J.Dobbins left guard to LAC 40 for 1 yard (T.Mathieu).
- 2-9-LAC 40 **(9:01) (Shotgun) J.Herbert pass deep right to L.McConkey for 60 yards, TOUCHDOWN.**
- C.Dicker extra point is GOOD, Center-J.Harris, Holder-J.Scott.

P13

**NO 5 LAC 16, 2 plays, 61 yards, 0:48 drive, 6:12 elapsed**

C.Dicker kicks 65 yards from LAC 35 to end zone, Touchback to the NO 30.

### New Orleans Saints at 8:48

\*\* Injury Update: LAC-K.Fulton return is Questionable.

- 1-10-NO 30 (8:48) S.Rattler pass incomplete short right.
- PENALTY on LAC-O.Ogbonnia, Unnecessary Roughness, 15 yards, enforced at NO 30.*
- 1-10-NO 45 (8:42) (Shotgun) T.Hill right tackle to NO 48 for 3 yards (M.Fox).
- 2-7-NO 48 (8:11) S.Rattler pass short middle to C.Olave to LAC 38 for 14 yards (A.Gilman).
- 1-10-LAC 38 (7:42) (No Huddle) A.Kamara right tackle to LAC 35 for 3 yards (T.Tuipulotu).
- 2-7-LAC 35 (7:11) K.Miller right tackle to LAC 25 for 10 yards (C.Hart). \*\* Injury Update: NO-B.Means has returned to the game.
- PENALTY on NO-T.Penning, Offensive Holding, 10 yards, enforced at LAC 35 - No Play.*
- 2-17-LAC 45 (6:48) (Shotgun) S.Rattler pass incomplete short middle to J.Johnson.
- 3-17-LAC 45 (6:45) (Shotgun) S.Rattler pass incomplete short middle to C.Olave (T.Tuipulotu).
- 4-17-LAC 45 (6:41) M.Hayball punts 45 yards to end zone, Center-Z.Wood, Touchback.

X7

P8

Timeout at 06:32.

### Los Angeles Chargers at 6:32

- 1-10-LAC 20 (6:32) (Shotgun) J.Herbert sacked at LAC 10 for -10 yards (K.Saunders).
- 2-20-LAC 10 (5:47) (Shotgun) J.Herbert pass short middle to W.Dissly to LAC 16 for 6 yards (P.Werner).
- 3-14-LAC 16 (5:08) (Shotgun) J.Herbert pass incomplete deep right.
- 4-14-LAC 16 (4:59) J.Scott punts 54 yards to NO 30, Center-J.Harris. J.Jackson to NO 30 for no gain (D.Bootle; A.Finley).

### New Orleans Saints at 4:50

- 1-10-NO 30 (4:50) T.Hill right end pushed ob at NO 37 for 7 yards (D.Henley, E.Molden).
- 2-3-NO 37 (4:24) A.Kamara up the middle to NO 41 for 4 yards (B.Dupree).
- 1-10-NO 41 (3:50) J.Haener pass short left to C.Olave ran ob at NO 46 for 5 yards.

R9

**New Orleans Saints vs Los Angeles Chargers at SoFi Stadium**

2-5-NO 46 (3:22) A.Kamara left tackle to LAC 30 for 24 yards (T.Still).  
1-10-LAC 30 (2:38) (Shotgun) T.Hill pass short left to A.Kamara to LAC 27 for 3 yards (B.Dupree).  
 2-7-LAC 27 (1:50) Ja.Williams right tackle to LAC 25 for 2 yards (T.Tart).  
 3-5-LAC 25 (1:12) (Shotgun) J.Haener pass incomplete short left to C.Olave.  
 \*\* Injury Update: NO-K.Miller return is Questionable.  
 4-5-LAC 25 **(1:09) B.Grupe 43 yard field goal is GOOD, Center-Z.Wood, Holder-M.Hayball.**

R10

<b>NO 8 LAC 16, 8 plays, 45 yards, 3:45 drive, 13:55 elapsed</b>
------------------------------------------------------------------

B.Grupe kicks 66 yards from NO 35 to LAC -1. H.Haskins to LAC 34 for 35 yards (W.Gay).

**Los Angeles Chargers at 1:05, (1st play from scrimmage 0:58)**

1-10-LAC 34 (:58) J.Dobbins up the middle pushed ob at LAC 47 for 13 yards (J.Howden).  
1-10-LAC 47 (:13) J.Dobbins right end to LAC 49 for 2 yards (C.Granderson).

R14

**END OF QUARTER**

	Score	Time Poss	First Downs				Efficiencies	
			R	P	X	T	3 Down	4 Down
<b>New Orleans Saints</b>	<b>8</b>	<b>9:55</b>	<b>3</b>	<b>1</b>	<b>1</b>	<b>5</b>	<b>0/4</b>	<b>0/0</b>
<b>Los Angeles Chargers</b>	<b>16</b>	<b>5:05</b>	<b>1</b>	<b>2</b>	<b>0</b>	<b>3</b>	<b>0/2</b>	<b>0/0</b>

## Fourth Quarter

10/27/2024

## Play By Play

Los Angeles Chargers continued.

\*\* Injury Update: NO-M.Lattimore return is Questionable.

- 2-8-LAC 49 (15:00) (Shotgun) J.Herbert scrambles left end pushed ob at NO 47 for 4 yards (T.Mathieu).  
*PENALTY on LAC-Z.Johnson, Offensive Holding, 10 yards, enforced at LAC 49 - No Play.*
- 2-18-LAC 39 (14:43) (Shotgun) J.Herbert pass deep right to J.Palmer pushed ob at NO 16 for 45 yards (K.McKinstry). P15
- 1-10-NO 16 (14:06) K.Vidal left end to NO 15 for 1 yard (U.Amadi).
- 2-9-NO 15 (13:26) (Shotgun) J.Herbert pass short left to W.Dissly to NO 14 for 1 yard (D.Davis).
- 3-8-NO 14 (12:44) (Shotgun) J.Herbert pass short right to J.Dobbins to NO 11 for 3 yards (U.Amadi).
- 4-5-NO 11 (11:59) **C.Dicker 29 yard field goal is GOOD, Center-J.Harris, Holder-J.Scott.**

Timeout at 11:55.

<b>NO 8 LAC 19, 7 plays, 55 yards, 4:10 drive, 3:05 elapsed</b>
-----------------------------------------------------------------

C.Dicker kicks 65 yards from LAC 35 to end zone, Touchback to the NO 30.

## New Orleans Saints at 11:55

- 1-10-NO 30 (11:55) (Shotgun) J.Haener pass short left to C.Olave pushed ob at NO 45 for 15 yards (C.Hart). P11
- 1-10-NO 45 (11:32) (No Huddle) Ja.Williams up the middle to NO 47 for 2 yards (D.Perryman).
- 2-8-NO 47 (10:50) (Shotgun) J.Haener pass incomplete deep middle to C.Olave.
- 3-8-NO 47 (10:44) (Shotgun) J.Haener pass incomplete short middle to T.Hill (J.Taylor) [K.Mack].
- 4-8-NO 47 (10:41) M.Hayball punts 46 yards to LAC 7, Center-Z.Wood, fair catch by L.McConkey.

## Los Angeles Chargers at 10:35

- 1-10-LAC 7 (10:35) J.Dobbins up the middle to LAC 10 for 3 yards (J.Howden).  
 \*\* Injury Update: NO-K.Miller is Out of the game.
- 2-7-LAC 10 (9:55) J.Herbert pass incomplete short right to J.Palmer [C.Granderson].
- 3-7-LAC 10 (9:49) (Shotgun) J.Herbert sacked at LAC 5 for -5 yards (sack split by C.Young and A.Taylor).
- 4-12-LAC 5 (9:03) J.Scott punts 67 yards to NO 28, Center-J.Harris. J.Jackson to NO 46 for 18 yards (D.Bootle).

## New Orleans Saints at 8:51

- 1-10-NO 46 (8:51) (Shotgun) J.Haener pass incomplete short right to A.Kamara (J.Taylor).
- 2-10-NO 46 (8:46) (Shotgun) J.Haener pass short right to C.Olave to LAC 26 for 28 yards (A.Gilman; E.Molden). P12
- 1-10-LAC 26 (8:16) (No Huddle, Shotgun) J.Haener pass short middle to A.Kamara to LAC 24 for 2 yards (D.Henley).  
 \*\* Injury Update: NO-M.Lattimore is Out of the game.
- 2-8-LAC 24 (7:36) (Shotgun) J.Haener pass short left to C.Olave to LAC 21 for 3 yards (T.Still).
- 3-5-LAC 21 (6:53) (Shotgun) *PENALTY on NO-T.Fuaga, False Start, 5 yards, enforced at LAC 21 - No Play.*
- 3-10-LAC 26 (6:53) (Shotgun) J.Haener pass incomplete short middle to A.Kamara.
- 4-10-LAC 26 (6:49) B.Grupe 44 yard field goal is No Good, Wide Right, Center-Z.Wood, Holder-M.Hayball.

Timeout at 06:45.

## Los Angeles Chargers at 6:45

- 1-10-LAC 34 (6:45) J.Herbert pass short right to S.Matlock pushed ob at LAC 43 for 9 yards (J.Howden).
- 2-1-LAC 43 (6:03) J.Dobbins up the middle to LAC 48 for 5 yards (C.Granderson). R16
- 1-10-LAC 48 (5:22) J.Dobbins right guard to NO 49 for 3 yards (D.Davis).
- 2-7-NO 49 (4:37) J.Herbert pass short right to J.Dobbins to NO 34 for 15 yards (P.Werner). P17
- 1-10-NO 34 (3:51) J.Dobbins left end to NO 36 for -2 yards (C.Young).  
 Timeout #1 by NO at 03:45.
- 2-12-NO 36 (3:45) (Shotgun) J.Herbert pass deep right to J.Reagor pushed ob at NO 12 for 24 yards (K.McKinstry). P18
- 1-10-NO 12 (3:40) (No Huddle) J.Dobbins right end to NO 9 for 3 yards (P.Turner).  
 Timeout #2 by NO at 03:35.  
 \*\* Injury Update: NO-R.Payton return is Questionable.
- 2-7-NO 9 (3:35) J.Herbert pass incomplete short middle to E.Tomlinson.
- 3-7-NO 9 (3:30) (Shotgun) **J.Herbert pass short left to L.McConkey for 9 yards, TOUCHDOWN.** P19  
 C.Dicker extra point is GOOD, Center-J.Harris, Holder-J.Scott.

<b>NO 8 LAC 26, 9 plays, 66 yards, 3:23 drive, 11:38 elapsed</b>
------------------------------------------------------------------

C.Dicker kicks 65 yards from LAC 35 to end zone, Touchback to the NO 30.

**New Orleans Saints vs Los Angeles Chargers at SoFi Stadium**

**New Orleans Saints at 3:22**

- 1-10-NO 30 (3:22) (Shotgun) J.Haener sacked at NO 25 for -5 yards (P.Ford).
- 2-15-NO 25 (2:50) (No Huddle, Shotgun) J.Haener pass short middle to J.Johnson to NO 36 for 11 yards (D.Henley; D.James).
- 3-4-NO 36 (2:21) (No Huddle, Shotgun) J.Haener pass short middle to J.Johnson to LAC 49 for 15 yards (D.James).

P13

**Two-Minute Warning**

- 1-10-LAC 49 (2:00) (Shotgun) J.Haener scrambles right end ran ob at LAC 44 for 5 yards (A.Gilman).
- 2-5-LAC 44 (1:53) (Shotgun) J.Haener sacked at NO 45 for -11 yards (B.Dupree).
- 3-16-NO 45 (1:14) (No Huddle, Shotgun) J.Haener scrambles left tackle to 50 for 5 yards (E.Molden).  
Timeout #3 by NO at 01:06.
- 4-11-50 (1:06) (Shotgun) J.Haener pass deep middle to B.Means to LAC 14 for 36 yards (A.Gilman) [O.Ogbonnia].
- 1-10-LAC 14 (:33) (No Huddle, Shotgun) J.Haener pass incomplete short right to C.Olave.
- 2-10-LAC 14 (:28) (Shotgun) J.Haener pass short left to C.Olave to LAC 7 for 7 yards (D.James).
- 3-3-LAC 7 (:09) (No Huddle, Shotgun) J.Haener pass incomplete short middle to F.Moreau.
- 4-3-LAC 7 (:05) (Shotgun) J.Haener pass short left intended for Ja.Williams INTERCEPTED by E.Molden at LAC 4. E.Molden to LAC 4 for no gain (Ja.Williams).  
*PENALTY on LAC-B.Dupree, Roughing the Passer, 4 yards, enforced at LAC 7 - No Play.*
- 1-3-LAC 3 (:00) (Shotgun) J.Haener pass incomplete short right to C.Olave.

P14

X15

**END OF QUARTER**

		<b>Time</b>	<b>First Downs</b>				<b>Efficiencies</b>	
	<b>Score</b>	<b>Poss</b>	<b>R</b>	<b>P</b>	<b>X</b>	<b>T</b>	<b>3 Down</b>	<b>4 Down</b>
<b>New Orleans Saints</b>	<b>8</b>	<b>6:48</b>	<b>0</b>	<b>4</b>	<b>1</b>	<b>5</b>	<b>1/5</b>	<b>1/1</b>
<b>Los Angeles Chargers</b>	<b>26</b>	<b>8:12</b>	<b>1</b>	<b>4</b>	<b>0</b>	<b>5</b>	<b>1/3</b>	<b>0/0</b>

# Miscellaneous Statistics Report

New Orleans Saints vs Los Angeles Chargers  
10/27/2024 at SoFi Stadium

## Ten Longest Plays for New Orleans Saints

Yards	Qtr	Play Start	Play Description
37	2	2-4-NO 19	(11:03) (No Huddle) S.Rattler pass short left to A.Kamara pushed ob at LAC 44 for 37 yards (D.James).
36	4	4-11-50	(1:06) (Shotgun) J.Haener pass deep middle to B.Means to LAC 14 for 36 yards (A.Gilman) [O.Ogbonnia].
28	4	2-10-NO 46	(8:46) (Shotgun) J.Haener pass short right to C.Olave to LAC 26 for 28 yards (A.Gilman; E.Molden).
24	3	2-5-NO 46	(3:22) A.Kamara left tackle to LAC 30 for 24 yards (T.Still).
23	1	1-10-NO 21	(13:54) A.Kamara right end pushed ob at NO 44 for 23 yards (D.Henley).
22	2	3-6-LAC 47	(:29) (No Huddle, Shotgun) S.Rattler pass short middle to J.Johnson to LAC 25 for 22 yards (D.Henley).
20	1	1-10-NO 16	(5:02) S.Rattler pass incomplete deep right to C.Olave (C.Hart). New Orleans challenged the incomplete pass ruling, and the play was REVERSED. S.Rattler pass deep right to C.Olave to NO 36 for 20 yards (C.Hart).
15	2	2-6-NO 34	(1:33) (Shotgun) S.Rattler pass short middle to C.Olave to NO 49 for 15 yards (D.Henley).
15	3	1-10-NO 30	(8:48) S.Rattler pass incomplete short right. PENALTY on LAC-O.Ogbonnia, Unnecessary Roughness, 15 yards, enforced at NO 30.
15	4	1-10-NO 30	(11:55) (Shotgun) J.Haener pass short left to C.Olave pushed ob at NO 45 for 15 yards (C.Hart).

## Ten Longest Plays for Los Angeles Chargers

Yards	Qtr	Play Start	Play Description
60	3	2-9-LAC 40	(9:01) (Shotgun) J.Herbert pass deep right to L.McConkey for 60 yards, TOUCHDOWN.
45	4	2-18-LAC 39	(14:43) (Shotgun) J.Herbert pass deep right to J.Palmer pushed ob at NO 16 for 45 yards (K.McKinstry).
38	1	1-10-LAC 16	(2:38) J.Herbert scrambles right end pushed ob at NO 46 for 38 yards (T.Mathieu).
27	3	1-10-LAC 10	(13:18) J.Herbert pass deep right to J.Palmer ran ob at LAC 37 for 27 yards (T.Mathieu).
24	4	2-12-NO 36	(3:45) (Shotgun) J.Herbert pass deep right to J.Reagor pushed ob at NO 12 for 24 yards (K.McKinstry).
16	2	2-7-LAC 13	(9:04) (Shotgun) J.Herbert pass short left to W.Dissly ran ob at LAC 29 for 16 yards (P.Werner).
15	1	1-10-LAC 28	(7:12) (Shotgun) J.Herbert pass short middle to L.McConkey to LAC 43 for 15 yards (K.McKinstry).
15	2	2-8-LAC 31	(7:22) (Shotgun) J.Herbert pass short middle to L.McConkey to LAC 46 for 15 yards (M.Lattimore).
15	4	2-7-NO 49	(4:37) J.Herbert pass short right to J.Dobbins to NO 34 for 15 yards (P.Werner).
13	3	1-10-LAC 34	(:58) J.Dobbins up the middle pushed ob at LAC 47 for 13 yards (J.Howden).

## Touchdown Scoring Information

		Offense	Defense	Special Teams
<b>VISITOR</b>	New Orleans Saints	0	0	0
<b>HOME</b>	Los Angeles Chargers	3	0	0

## Player Scoring Information

Club	Player	TD	Rush TD	Rec TD	KO TD	Punt TD	Int TD	Fum TD	Misc TD	FG	XP	2Pt Rush	2Pt Rec	Sfty	Points
NO	B.Grupe	0	0	0	0	0	0	0	0	2	0	0	0	0	6
LAC	L.McConkey	0	0	2	0	0	0	0	0	0	0	0	0	0	12
LAC	C.Dicker	0	0	0	0	0	0	0	0	2	2	0	0	0	8
LAC	J.Dobbins	0	1	0	0	0	0	0	0	0	0	0	0	0	6

## Possession Detail

	First Half		Second Half		Game	
	Visitor	Home	Visitor	Home	Visitor	Home
Largest Lead	2	7	0	18	2	18
Drives Leading	2	3	0	6	2	9
Time of Possession Leading	4:17	9:42	0:00	13:17	4:17	22:59
Largest Deficit	-7	-2	-18	0	-18	-2
Drives Trailing	3	2	7	0	10	2
Time of Possession Trailing	5:13	6:08	16:43	0:00	21:56	6:08
Times Score Tied Up		0		0		0
Lead Changes		2		0		2

# Playtime Percentage

Percent of playtime per player on offense, defense and special teams (Unofficial)

## New Orleans Saints

## Los Angeles Chargers

		Offense	Defense	Special Teams				Offense	Defense	Special Teams		
C.Ruiz	C	73	100%	3	9%	J.Alt	T	66	100%	5	15%	
L.Patrick	G	73	100%	3	9%	R.Slater	T	66	100%	5	15%	
T.Fuaga	T	73	100%	3	9%	T.Pipkins	T	66	100%	5	15%	
T.Penning	T	73	100%	3	9%	Z.Johnson	G	66	100%	5	15%	
C.McGovern	C	73	100%			J.Herbert	QB	66	100%			
C.Olave	WR	58	79%			B.Bozeman	C	66	100%			
F.Moreau	TE	57	78%	3	9%	J.Dobbins	RB	54	82%			
M.Tipton	WR	56	77%	2	6%	S.Fehoko	WR	52	79%	1	3%	
S.Rattler	QB	45	62%			J.Palmer	WR	51	77%			
A.Kamara	RB	40	55%			W.Dissly	TE	45	68%			
E.St. Brown	WR	34	47%	1	3%	L.McConkey	WR	41	62%	9	26%	
J.Johnson	TE	32	44%	7	21%	S.Matlock	FB	27	41%	4	5%	
T.Hill	TE	29	40%	16	47%	E.Tomlinson	TE	25	38%	15	44%	
J.Haener	QB	28	38%			J.Reagor	WR	20	30%	3	9%	
Ja.Williams	RB	23	32%	9	26%	K.Vidal	RB	11	17%			
B.Means	WR	14	19%			H.Haskins	RB	1	2%	22	65%	
A.Prentice	FB	12	16%	19	56%	S.Smartt	TE	1	2%	16	47%	
K.Miller	RB	10	14%	5	15%	J.Salyer	G	1	2%	5	15%	
J.Howden	SS		66	100%	5	15%	J.Johnson	WR	1	2%	3	9%
D.Davis	LB		66	100%			D.Henley	LB		73	100%	
T.Mathieu	FS		66	100%			D.James	SS		73	100%	
P.Werner	LB		65	98%			C.Hart	CB		72	99%	
A.Taylor	CB		64	97%	12	35%	A.Gilman	SS		67	92%	
C.Granderson	DE		50	76%	6	18%	E.Molden	CB		63	86%	
K.McKinstry	CB		49	74%	3	9%	T.Still	CB		51	70%	
B.Bresee	DT		45	68%	5	15%	K.Mack	DE		50	68%	
C.Young	DE		43	65%			T.Tuipulotu	DE		48	66%	
M.Lattimore	CB		43	65%			M.Fox	DT		43	59%	
N.Shepherd	DT		39	59%	5	15%	P.Ford	DE		42	58%	
K.Saunders	DT		36	55%			B.Dupree	LB		41	56%	
W.Gay	LB		21	32%	10	29%	K.Fulton	CB		38	52%	
P.Turner	DE		19	29%	28	82%	J.Taylor	CB		31	42%	
U.Amadi	FS		19	29%	3	9%	O.Ogbonnia	DT		30	41%	
C.Jordan	DE		19	29%			D.Perryman	LB		25	34%	
J.Ridgeway	DT		11	17%	5	15%	T.Tart	DT		20	27%	
R.Payton	CB		3	5%	25	74%	J.Bosa	DE		20	27%	
J.Gray	SS		2	3%	31	91%	J.Colson	LB		10	14%	
A.Orji	LB				31	91%	T.Dye	LB		2	3%	
I.Foskey	DE				31	91%	N.Niemann	LB			25	74%
D.Jackson	LB				30	88%	A.Finley	FS			21	62%
R.Teamer	SS				17	50%	D.Bootle	CB			20	59%
J.Jackson	WR				14	41%	J.Harris	LS			12	35%
M.Hayball	P				12	35%	C.Dicker	K			12	35%
Z.Wood	LS				12	35%	J.Scott	P			12	35%
B.Grupe	K				6	18%						



O.Udoh	T	3	9%	B.Jaimes	G	5	15%
L.Young	T	3	9%				
K.Hergel	G	3	9%				