



LA

GAME RELEASE

WEEK 14 vs. MIAMI **DOLPHINS**
SUN. DEC. 11, 2022 | 5:20 PM PT



LOS ANGELES CHARGERS

GAME RELEASE

714.540.7100 ✦ chargers.com ✦ @chargers



Josh.Rupprecht@chargers.nfl.com ✦ Jennifer.Rojas@chargers.nfl.com ✦ Jamaal.LaFrance@chargers.nfl.com

Brock.Anderson@chargers.nfl.com ✦ Danny.Markino@chargers.nfl.com ✦ Jordan.Colquitt@chargers.nfl.com ✦ Leonie.Strehl@chargers.nfl.com

BOLTS HOST DOLPHINS ON SUNDAY NIGHT FOOTBALL

The Los Angeles Chargers host the Miami Dolphins on Sunday Night Football, kicking off from SoFi Stadium at 5:20 p.m. PT on Sun., Dec. 11. Mike Tirico, Cris Collinsworth and Melissa Stark have the call on NBC, while Matt “Money” Smith, Daniel Jeremiah and Shannon Farren will broadcast on the Chargers Radio Network airwaves on ALT FM-98.7 and on SiriusXM 85 or 225 and on the SXM app. Adrian Garcia-Marquez and Francisco Pinto will present the game in Spanish on Que Buena FM 105.5/94.3.

Sunday marks the second Sunday night matchup in the series between the teams. Los Angeles topped the Dolphins in 2019 as running back Austin Ekeler scored a pair of touchdowns (one rushing, one receiving) and the defense totaled five sacks on the day. Los Angeles has a 10-1 record in the series when scoring at least 25 points.

Los Angeles has registered a takeaway in nine-straight games, the longest active streak in the AFC. **Derwin James Jr.**, and **Drue Tranquill** are the only teammates this year to top 100 tackles and the only teammates to do so in the first 13 weeks of a season in the last 30 years. **Justin Herbert** eclipsed 300 passing yards in his 20th career game, the most ever in a player’s first three seasons and is on the cusp of recording the most passing yards in NFL history through the first three seasons of a career. **Austin Ekeler’s** 12 scrimmage touchdowns lead the AFC and rank No. 2 in the NFL.

The Miami offense features Tua Tagovailoa, who has 2,859 yards and 21 touchdowns with just five interceptions on the year. His 112.0 passer rating leads the NFL in 2022. Tagovailoa has a pair of 900-yard receivers in Tyreek Hill and Jaylen Waddle, who have also combined for 153 catches and 11 touchdowns. Melvin Ingram III leads the Dolphins with six sacks.

Los Angeles stays in the City of Angels in Week 15, hosting the Tennessee Titans. The teams kick off from SoFi Stadium at 1:25 p.m. PT on Sun., Dec. 18.

BY THE NUMBERS

- 20** QB Justin Herbert topped 300 passing yards for the 20th time in his career last week, the most in NFL history in a player’s first three career seasons.
- 450** The Chargers have a league-high five players in 2022 to have at least 450 receiving yards. It’s the most players with at least 450 receiving yards by a Chargers team since 2017.
- 50** WR Keenan Allen hauled in a 35-yard touchdown catch on fourth-and-12 in the fourth quarter, giving him 50 career receiving touchdowns.

ON THE CALL

TELEVISION: NBC
Play-by-play: Mike Tirico
Analyst: Cris Collinsworth
Sideline: Melissa Stark

CHARGERS RADIO: ALT FM-98.7
Play-by-play: Matt “Money” Smith
Analyst: Daniel Jeremiah
Sideline: Shannon Farren

NATIONAL RADIO: WESTWOOD ONE **SPANISH RADIO:**
Play-by-play: Ryan Radtke **QUE BUENA FM-105.5/94.3**
Analyst: Mike Golic **Play-by-play:** Adrian Garcia-Marquez
Analyst: Francisco Pinto

CHARGERS MOBILE APP: Official team news, full game stats, live local Chargers games on the Chargers mobile app. For more details, visit Chargers.com/app.

**Geographic and device restrictions apply. Local & primetime games only. Data charges may apply.*

2022 CHARGERS SCHEDULE

REGULAR SEASON (6-6)

Wk	Date	Opponent	TV	Time*/Res.
1	Sun., Sept. 11	LAS VEGAS	CBS	W, 24-19
2	Thurs., Sept. 15	at Kansas City	PRIME	L, 27-24
3	Sun., Sept. 25	JACKSONVILLE	CBS	L, 38-10
4	Sun., Oct. 2	at Houston	CBS	W, 34-24
5	Sun., Oct. 9	at Cleveland	CBS	W, 30-28
6	Mon., Oct. 17	DENVER	ESPN	W, 19-16 (OT)
7	Sun., Oct. 23	SEATTLE	FOX	L, 37-23
8	—	BYE	—	—
9	Sun., Nov. 6	at Atlanta	FOX	W, 20-17
10	Sun., Nov. 13	at San Francisco	NBC	L, 22-16
11	Sun., Nov. 20	KANSAS CITY	NBC	L, 30-27
12	Sun., Nov. 27	at Arizona	CBS	W, 25-24
13	Sun., Dec. 4	at Las Vegas	CBS	L, 27-20
14	Sun., Dec. 11	MIAMI	NBC	5:20 p.m.
15	Sun., Dec. 18	TENNESSEE	CBS	1:25 p.m.
16	Mon., Dec. 26	at Indianapolis	ESPN	5:15 p.m.
17	Sun., Jan. 1	L.A. RAMS	NBC	5:20 p.m.
18	Jan. 7/Jan. 8	at Denver	TBD	TBD

**All Times Pacific
 HOME GAMES IN CAPS*

2022 AFC WEST STANDINGS

Team	W	L	T	Pct.	PF	PA
Kansas City	9	3	0	.750	350	270
L.A. Chargers	6	6	0	.500	272	309
Las Vegas	5	7	0	.417	292	296
Denver	3	9	0	.250	166	204

RELEASE INDEX

Content	Page	Content	Page
The 2022 Schedule	2	Austin Ekeler Notes	28
Dolphins Series History	3	Keenan Allen Notes	33
Chargers SNF History	4	Mike Williams Notes	36
The Matchup	5	Derwin James Jr. Notes	38
Connections	7	Khalil Mack Notes	40
Don Coryell	8	Defensive Player Notes	41
My Cause, My Cleats	9	Specialist Notes	42
Tom Telesco	10	Career Stats vs. Dolphins	43
Brandon Staley	13	2022 Statistics	46
Assistant Coaches	14	Game Summaries	48
Team Notes	15	Rosters & Transactions	54
Uniform Records	18	Media Information	63
Justin Herbert Notes	19		

BREAKING DOWN THE 2022 SCHEDULE

SERIES BREAKDOWN	2022 RECORD	NOTES
 <p>ALL-TIME: 57-67-2 HOME: 29-33-1 AWAY: 28-34-1 LAST: L, 27-20 — 2022 at Raiders</p>	<p>OVERALL: 5-7-0 HOME: 3-2-0 AWAY: 2-5-0 STANDING: 3rd AFC West</p>	<p>The Chargers have won 13 of the past 19 home contests and 12 of the past 18 road games against the Raiders. The season opener at SoFi Stadium marks the team's earliest home contest against the Raiders since the two squared off in Week 2 of the 1980 season.</p>
 <p>ALL-TIME: 57-67-1 HOME: 31-30-1 AWAY: 26-37-0 LAST: L, 30-27 — 2022 vs. Chiefs</p>	<p>OVERALL: 9-3-0 HOME: 5-1-0 AWAY: 4-2-0 STANDING: 1st AFC West</p>	<p>Seven of the past 12 games in the series at Kansas City have been decided by seven or fewer points. The Bolts have a 2-2 record against the Chiefs in <i>Thursday Night Football</i> games. The Chargers have an all-time regular-season home record against Kansas City of 31-29-1.</p>
 <p>ALL-TIME: 9-4-0 HOME: 5-1-0 AWAY: 4-3-0 LAST: L, 38-10 — 2022 vs. Jaguars</p>	<p>OVERALL: 4-8-0 HOME: 3-3-0 AWAY: 1-5-0 STANDING: 3rd AFC South</p>	<p>The Week 3 matchup marks the 13th regular-season meeting between the teams. The Bolts have won nine of the 12 previous matchups, including all five home games. Los Angeles recorded its first win at SoFi Stadium against the Jaguars in 2020, 39-29.</p>
 <p>ALL-TIME: 6-3-0 HOME: 2-2-0 AWAY: 4-1-0 LAST: W, 34-24 — 2022 at Texans</p>	<p>OVERALL: 1-10-1 HOME: 0-5-1 AWAY: 1-5-0 STANDING: 4th AFC South</p>	<p>The Chargers sport a 5-3 record in the all-time series against Houston, with the teams squaring off at NRG Stadium for the second-straight season. Four of the last five contests in the series have been decided by one score or less.</p>
 <p>ALL-TIME: 19-9-1 HOME: 9-4-0 AWAY: 10-5-1 LAST: W, 30-28 — 2022 at Browns</p>	<p>OVERALL: 5-7-0 HOME: 3-3-0 AWAY: 2-4-0 STANDING: 3rd AFC North</p>	<p>Winners of 13 of the last 17 matchups with Cleveland, the Chargers hold an 18-9-1 advantage in the regular-season series against the Browns. Los Angeles won the last matchup in Cleveland in 2018, 38-14. The Bolts are also undefeated in all 13 matchups when scoring 25-plus points against the Browns.</p>
 <p>ALL-TIME: 55-69-1 HOME: 37-26-0 AWAY: 18-43-1 LAST: W, 19-16 (OT) — 2022 vs. Broncos</p>	<p>OVERALL: 3-9-0 HOME: 2-3-0 AWAY: 1-6-0 STANDING: 4th AFC West</p>	<p>The Bolts hold a 36-26 regular-season home record against Denver. Los Angeles won the 2021 home finale, 34-13, as Justin Herbert set the team's single-season passing touchdowns record. Nine of the last 12 matchups in the Mile High City have been decided by one score, including five of them by less than seven points.</p>
 <p>ALL-TIME: 25-27-0 HOME: 14-11-0 AWAY: 11-16-0 LAST: L, 37-23 — 2022 vs. Seahawks</p>	<p>OVERALL: 7-5-0 HOME: 3-2-0 AWAY: 4-3-0 STANDING: 2nd NFC West</p>	<p>The Chargers have won three of the last four games against the former division foe, including a 25-17 victory in Seattle in 2018. The Seahawks have a 26-25 advantage in the all-time series. Neither team has won a matchup in the series by double digits since 1998.</p>
 <p>ALL-TIME: 4-8-0 HOME: 1-6-0 AWAY: 3-2-0 LAST: W, 20-17 — 2022 at Falcons</p>	<p>OVERALL: 5-8-0 HOME: 4-3-0 AWAY: 1-5-0 STANDING: 2nd NFC South</p>	<p>The matchup will mark just the 12th meeting in series history, with the Bolts having won each of the past two matchups by three points, including a 2016 overtime win over the eventual NFC Champions. Games between the teams have been close as eight of the 11 games in series history were decided by one score.</p>
 <p>ALL-TIME: 8-7-0 HOME: 5-3-0 AWAY: 3-4-0 LAST: L, 22-16 — 2022 at 49ers</p>	<p>OVERALL: 8-4-0 HOME: 5-1-0 AWAY: 3-3-0 STANDING: 1st NFC West</p>	<p>In seven of 14 games against the 49ers, the Chargers have posted 20-plus points, including the last five (all victories). Los Angeles has come away victorious in the last two contests at San Francisco. The Week 10 matchup will mark the first time ever the Bolts and 49ers play on <i>Sunday Night Football</i>.</p>
 <p>ALL-TIME: 11-4-0 HOME: 7-1-0 AWAY: 4-3-0 LAST: W, 25-24 — 2022 at Cardinals</p>	<p>OVERALL: 4-8-0 HOME: 1-6-0 AWAY: 3-2-0 STANDING: 3rd NFC West</p>	<p>The Chargers hold a 10-4 (.714) all-time advantage against Arizona. Los Angeles has won four of the last five games, including a 45-10 victory in 2018, where Philip Rivers started the game by setting an NFL record with 25 consecutive completions.</p>
 <p>ALL-TIME: 14-17-0 HOME: 10-8-0 AWAY: 4-9-0 LAST: L, 29-21 — 2020 vs. Dolphins</p>	<p>OVERALL: 8-4-0 HOME: 5-1-0 AWAY: 3-3-0 STANDING: 2nd AFC East</p>	<p>Los Angeles topped the Dolphins last in 2019 as running back Austin Ekeler scored a pair of touchdowns (one rushing, one receiving) and the defense totaled five sacks on the day. Los Angeles has a 10-1 record in the series when scoring at least 25 points.</p>
 <p>ALL-TIME: 27-15-1 HOME: 18-3-1 AWAY: 9-12-0 LAST: L, 23-20 — 2019 at Titans</p>	<p>OVERALL: 7-5-0 HOME: 3-2-0 AWAY: 4-3-0 STANDING: 1st AFC South</p>	<p>The Chargers are 27-15-1 (.643) against the former AFL West rival. Los Angeles has won 10 of the past 12 games overall, including seven straight as the home team. In the seven-straight home wins, the Bolts average 32.9 points and 406.4 net yards per game.</p>
 <p>ALL-TIME: 17-10-0 HOME: 6-6-0 AWAY: 11-4-0 LAST: W, 30-24 (OT) — 2019 vs. Colts</p>	<p>OVERALL: 4-8-1 HOME: 2-4-0 AWAY: 2-4-1 STANDING: 2nd AFC South</p>	<p>For the first time since 2016, Los Angeles heads to Indianapolis, where the Bolts have an 11-4 regular-season record. The Chargers have won five of the last seven matchups. The two teams have also met twice on <i>Monday Night Football</i>, with the Chargers holding a 2-0 advantage.</p>
 <p>ALL-TIME: 5-7-0 HOME: 3-1-0 AWAY: 2-6-0 LAST: L, 35-23 — 2021 at Rams</p>	<p>OVERALL: 3-9-0 HOME: 2-5-0 AWAY: 1-4-0 STANDING: 4th NFC West</p>	<p>The Chargers have won three-straight home games against the Rams. The teams have split the last four matchups overall and the Bolts have a 5-7 record in the all-time series. The Sunday night bout will be the first-ever prime-time matchup between the teams.</p>

CHARGERS-DOLPHINS SERIES HISTORY

SERIES BREAKDOWN

All-Time Series Record	16-19 (.457)
Regular Season Series Record	14-17 (.452)
Chargers All-Time at Home vs. Dolphins	11-8 (.579)
Current Streak	L, One (1) game
Last Meeting	Nov. 15, 2020 – L, 29-21
Longest Chargers Win Streak	Two (2) games (Last: 2009-11)
Longest Dolphins Win Streak	Seven (7) games (1995-2008)
Head Coach Brandon Staley vs. Dolphins	0-2 (.000)
Staley All-Time vs. Dolphins*	0-0 (.000)
Most Career GP vs. Dolphins	LB Kyle Van Noy (9)

*Including years as assistant coach

TEAM SUPERLATIVES AGAINST DOLPHINS

Most Points Scored	50 – Sept. 7, 1986 vs. Mia.
Fewest Points Allowed	0 – Nov. 12, 1967 vs. Mia.
Average Points Scored	22.5
Average Points Allowed	22.1
Most Points (Combined)	78 – Sept. 7, 1986 vs. Mia.
Fewest Points (Combined)	21 – Dec. 19, 1999 at Mia.
Largest Margin of Victory	34 – Oct. 2, 1966 vs. Mia.
Most Total Net Yards	537 – Nov. 18, 1984 vs. Mia.
Fewest Total Net Yards Allowed	205 – Oct. 11, 1968 at Mia.
Most First Downs	34 – Nov. 18, 1984 vs. Mia.
Fewest First Downs Allowed	11 – Dec. 19, 1999 at Mia.
Most Net Passing Yards	371 – Nov. 18, 1984 vs. Mia.
Fewest Net Passing Yards Allowed	63 – Oct. 30, 1977 at Mia.
Most Rushing Yards	239 – Nov. 3, 1968 vs. Mia.
Fewest Rushing Yards Allowed	44 – Dec. 20, 2015 vs. Mia.
Most Takeaways	5 – Oct. 30, 1977 at Mia.
Fewest Giveaways	0 – Last: Sept. 29, 2019 vs. Mia.

MOST RECENT SINGLE-GAME HIGHS

Category	Date	Opp./Loc.	Player	No.
Completions	Nov. 18, 1984	vs. Mia.	D.Fouts	37
Comp. Pct.*	Sept. 29, 2019	at Mia.	P.Rivers	80.0
Passing Yards	Nov. 18, 1984	vs. Mia.	D.Fouts	380
Passing TDs	Nov. 18, 1984	vs. Mia.	D.Fouts	4
Passer Rating*	Sept. 29, 2019	at Mia.	P.Rivers	131.9
Rushing Yards	Sept. 29, 1974	vs. Mia.	D.Woods	157
Rushing TDs	Dec. 27, 1993	vs. Mia.	N.Means	3
Receptions	Dec. 11, 2005	vs. Mia.	A.Gates	13
Receiving Yards	Oct. 2, 1966	vs. Mia.	G.Foster	134
Receiving TDs	Dec. 20, 2015	vs. Mia.	D.Woodhead	3
Scrim. Yards	Nov. 3, 1968	vs. Mia.	D.Post	200
Scrim. TDs	Dec. 20, 2015	vs. Mia.	D.Woodhead	4
Tackles	Sept. 27, 2009	vs. Mia.	K.Burnett	13
Sacks	Sept. 29, 2019	at Mia.	D.King	2.5
Interceptions	Oct. 30, 1977	at Mia.	C.Duren	3
FGs Made	Oct. 2, 2011	vs. Mia.	N.Novak	4
Net Punt Avg.**	Oct. 5, 2008	at Mia.	M.Scifres	55.8

*Min. 20 Pass Attempts

**Min. Three (3) Punts

ALL-TIME GAMES AGAINST DOLPHINS

Date	Opponent	Result	Venue
Oct. 2, 1966	vs. Miami	W, 44-10	Balboa Stadium
Nov. 12, 1967	vs. Miami	W, 24-0	San Diego Stadium
Dec. 10, 1967	at Miami	L, 41-24	Orange Bowl
Nov. 3, 1968	vs. Miami	W, 34-28	San Diego Stadium
Oct. 11, 1969	at Miami	W, 21-14	Orange Bowl
Oct. 15, 1972	at Miami	L, 24-10	Orange Bowl
Sept. 29, 1974	vs. Miami	L, 28-21	San Diego Stadium
Oct. 30, 1977	at Miami	W, 14-13	Orange Bowl
Oct. 15, 1978	vs. Miami	L, 28-21	San Diego Stadium
Nov. 20, 1980	at Miami	W, 27-24 (OT)	Orange Bowl
Jan. 2, 1982	at Miami*	W, 41-38 (OT)	Orange Bowl
Jan. 16, 1983	at Miami*	L, 34-13	Orange Bowl
Nov. 18, 1984	vs. Miami	W, 34-28 (OT)	Jack Murphy Stadium
Sept. 7, 1986	vs. Miami	W, 50-28	Jack Murphy Stadium
Oct. 16, 1988	at Miami	L, 31-28	Joe Robbie Stadium
Dec. 15, 1991	vs. Miami	W, 38-30	Jack Murphy Stadium
Jan. 10, 1993	at Miami*	L, 31-0	Joe Robbie Stadium
Dec. 27, 1993	vs. Miami	W, 45-20	Jack Murphy Stadium
Jan. 8, 1995	vs. Miami*	W, 22-21	Jack Murphy Stadium
Nov. 5, 1995	vs. Miami	L, 24-14	Jack Murphy Stadium
Dec. 19, 1999	at Miami	L, 12-9	Pro Player Stadium
Nov. 12, 2000	vs. Miami	L, 17-7	Qualcomm Stadium
Nov. 24, 2002	at Miami	L, 30-3	Pro Player Stadium
Oct. 27, 2003	vs. Miami	L, 26-10	Sun Devil Stadium
Dec. 11, 2005	vs. Miami	L, 23-21	Qualcomm Stadium
Oct. 5, 2008	at Miami	L, 17-10	Dolphin Stadium
Sept. 27, 2009	vs. Miami	W, 23-13	Qualcomm Stadium
Oct. 2, 2011	vs. Miami	W, 26-16	Qualcomm Stadium
Nov. 17, 2013	at Miami	L, 20-16	Sun Life Stadium
Nov. 2, 2014	at Miami	L, 37-0	Sun Life Stadium
Dec. 20, 2015	vs. Miami	W, 30-14	Qualcomm Stadium
Nov. 13, 2016	vs. Miami	L, 31-24	Qualcomm Stadium
Sept. 17, 2017	vs. Miami	L, 19-17	StubHub Center
Sept. 29, 2019	at Miami	W, 30-10	Hard Rock Stadium
Nov. 15, 2020	at Miami	L, 29-21	Hard Rock Stadium

*AFC Divisional

CHARGERS SUNDAY NIGHT FOOTBALL HISTORY

TEAM SUPERLATIVES ON SUNDAY NIGHT

Most Points Scored 54 — Dec. 8, 1985 vs. Pit.
Fewest Points Allowed 3 — Nov. 29, 1992 vs. L.A. Raiders
Average Points Scored 26.0
Average Points Allowed 22.4
Most Points (Combined) 98 — Dec. 8, 1985 vs. Pit.
Fewest Points (Combined) . .16 — Last: Dec. 1, 1991 vs. L.A. Raiders
Largest Margin of Victory 31 — Dec. 28, 2008 vs. Den.
Most Total Net Yards 533 — Nov. 21, 2021 vs. Pit.
Fewest Total Net Yards Allowed . . 214 — Dec. 22, 1996 vs. Den.
Most First Downs 33 — Nov. 21, 2021 vs. Pit.
Fewest First Downs Allowed . .12 — Nov. 15, 1987 vs. L.A. Raiders
Most Net Passing Yards 391 — Oct. 6, 2013 at Oak.
Fewest Net Passing Yards Allowed . .122 — Dec. 1, 1991 vs. L.A. Raiders
Most Rushing Yards 289 — Dec. 28, 2008 vs. Den.
Fewest Rushing Yards Allowed 24 — Nov. 28, 2010 at Ind.
Most Takeaways 6 — Nov. 11, 2007 vs. Ind.
Fewest Giveaways 0 — Last: Dec. 2, 2018 at Pit.

MOST RECENT SINGLE-GAME HIGHS

Category	Date	Opp./Loc.	Player	No.
Completions	Oct. 6, 2013	at Oak.	P.Rivers	35
Comp. Pct.*	Sept. 25, 2005	vs. NYG	D.Brees	86.4
Passing Yards	Oct. 6, 2013	at Oak.	P.Rivers	411
Passing TDs	Jan. 9, 2022	at L.V.	J.Herbert	3
Passer Rating*	Oct. 12, 2008	vs. N.E.	P.Rivers	141.9
Rushing Yards	Dec. 17, 2006	vs. K.C.	L.Tomlinson	199
Rushing TDs	Dec. 28, 2008	vs. Den.	L.Tomlinson	3
Receptions	Dec. 2, 2018	at Pit.	K.Allen	14
Receiving Yards	Oct. 26, 1980	at Dal.	J.Jefferson	160
Receiving TDs	Nov. 20, 2022	vs. K.C.	J.Palmer	2
Scrim. Yards	Sept. 25, 2005	vs. NYG	L.Tomlinson	220
Scrim. TDs	Nov. 21, 2021	vs. Pit.	A.Ekeler	4
Tackles	Nov. 13, 2022	at S.F.	D.Tranquill	15
Sacks	Dec. 18, 2011	vs. Bal.	A.Barnes	4.0
Interceptions	Nov. 11, 2007	vs. Ind.	A.Cromartie	3
FGs Made	Nov. 28, 2010	at Ind.	N.Kaeding	5
Net Punt Avg.**	Jan. 9, 2022	at L.V.	T.Long	54.0

*Min. 20 Pass Attempts

**Min. Three Punts

ALL-TIME SUNDAY NIGHT GAMES

Date	Opponent	Result	Venue
Oct. 26, 1980	... at Dallas	... L, 42-31	... Texas Stadium
Dec. 8, 1985	... vs. Pittsburgh	... W, 54-44	... Jack Murphy Stadium
Nov. 15, 1987	... vs. L.A. Raiders*	... W, 16-14	... Jack Murphy Stadium
Nov. 6, 1988	... vs. L.A. Raiders*	... L, 13-3	... Jack Murphy Stadium
Nov. 12, 1989	... vs. L.A. Raiders*	... W, 14-12	... Jack Murphy Stadium
Nov. 25, 1990	... vs. Seattle	... L, 13-10 (OT)	... Jack Murphy Stadium
Dec. 1, 1991	... vs. L.A. Raiders*	... L, 9-7	... Jack Murphy Stadium
Nov. 29, 1992	... vs. L.A. Raiders*	... W, 27-3	... Jack Murphy Stadium
Nov. 14, 1993	... vs. Chicago	... L, 16-13	... Jack Murphy Stadium
Dec. 12, 1993	... vs. Green Bay	... L, 20-13	... Jack Murphy Stadium
Sept. 4, 1994	... at Denver	... W, 37-34	... Mile High Stadium
Nov. 5, 1995	... vs. Miami	... L, 24-14	... Jack Murphy Stadium
Dec. 1, 1996	... vs. New England	... L, 45-7	... Jack Murphy Stadium
Dec. 22, 1996	... vs. Denver	... W, 16-10	... Jack Murphy Stadium
Nov. 16, 1997	... vs. Oakland*	... L, 38-13	... Qualcomm Stadium
Nov. 30, 1997	... vs. Denver	... L, 38-28	... Qualcomm Stadium
Nov. 29, 1998	... vs. Denver	... L, 31-16	... Qualcomm Stadium
Oct. 29, 2000	... vs. Oakland*	... L, 15-13	... Qualcomm Stadium
Sept. 25, 2005	... vs. N.Y. Giants	... W, 45-23	... Qualcomm Stadium
Dec. 4, 2005	... vs. Oakland*	... W, 34-10	... Qualcomm Stadium
Oct. 8, 2006	... vs. Pittsburgh	... W, 23-13	... Qualcomm Stadium
Nov. 19, 2006	... at Denver	... W, 35-27	... Invesco Field at Mile High
Dec. 17, 2006	... vs. Kansas City	... W, 20-9	... Qualcomm Stadium
Sept. 17, 2007	... at New England	... L, 38-14	... Gillette Stadium
Nov. 11, 2007	... vs. Indianapolis	... W, 23-21	... Qualcomm Stadium
Oct. 12, 2008	... vs. New England	... W, 30-10	... Qualcomm Stadium
Nov. 23, 2008	... vs. Indianapolis	... L, 23-20	... Qualcomm Stadium
Dec. 28, 2008	... vs. Denver	... W, 52-21	... Qualcomm Stadium
Oct. 4, 2009	... at Pittsburgh	... L, 38-28	... Heinz Field
Nov. 28, 2010	... at Indianapolis	... W, 36-14	... Lucas Oil Stadium
Dec. 18, 2011	... vs. Baltimore	... W, 34-14	... Qualcomm Stadium
Oct. 7, 2012	... at New Orleans	... L, 31-24	... Mercedes-Benz Superdome
Oct. 6, 2013	... at Oakland*	... L, 27-17	... O.co Coliseum
Dec. 7, 2014	... vs. New England	... L, 23-14	... Qualcomm Stadium
Dec. 2, 2018	... at Pittsburgh	... W, 33-30	... Heinz Field
Oct. 13, 2019	... vs. Pittsburgh	... L, 24-17	... Dignity Health Sports Park
Nov. 21, 2021	... vs. Pittsburgh	... W, 41-37	... SoFi Stadium
Jan. 9, 2022	... at Las Vegas	... L, 35-32 (OT)	... Allegiant Stadium
Nov. 13, 2022	... at San Francisco	... L, 22-16	... Levi's® Stadium
Nov. 20, 2022	... vs. Kansas City	... L, 30-27	... SoFi Stadium

*Known as Oakland Raiders (1960-81 and 1995-2019)
and Los Angeles Raiders (1982-94)

THE MATCHUP

AT THE HELM



BRANDON STALEY

Chargers Head Coach

Overall Record: 15-14 (.517)
 Reg. Season Record: 15-14 (.517)
 Postseason Record: 0-0 (.000)
 Record vs. Dolphins: 0-0 (.000)
 Home Record (Reg.): 7-7 (.500)


Hometown: Perry, Ohio
 College: Dayton ('04) / Mercyhurst ('05)

Brandon Staley was named the 17th head coach in franchise history on Jan. 17, 2021. In his first season at the helm, Staley helped further develop QB Justin Herbert, who went on to set the NFL record for most passing yards (9,350), passing touchdowns (69) and pass completions (839) by any quarterback in their first two seasons, becoming the first 5,000-yard passer in team history and setting the franchise's single-season passing touchdowns record (38).

Staley served as the defensive coordinator in 2020 for the Los Angeles Rams after spending three seasons as the outside linebackers coach for Denver (2019) and Chicago (2017-18). As one of the most progressive defensive minds in football, Staley overhauled a Rams defense to become the best defense in football in 2020. The unit ranked No. 1 in total defense, passing defense and scoring defense while finishing as the third-best rushing defense.

Prior to coaching in the NFL, Staley spent three seasons (2013, '15-16) at John Carroll as defensive coordinator/secondary coach and the 2014 season as defensive coordinator/linebackers at James Madison. In his final season as a collegiate coach, Staley earned National Coordinator of the Year honors for Division III by leading his unit to rank third in the nation in total defense (218.0 ypg) and fourth in scoring defense (12.6 ppg).

Staley played quarterback at the University of Dayton, serving as a team captain and was a two-year starter. The Flyers posted a 16-5 record with Staley starting under center from 2003-04. Following his time at Dayton, Staley played one season with his twin brother, Jason, at Mercyhurst College, playing there in 2005. A native of Perry, Ohio, Staley and his wife, Amy, have three sons — Colin, Will and Grant.



MIKE MCDANIEL

Dolphins Head Coach

Overall Record: 8-4 (.667)
 Reg. Season Record: 8-4 (.667)
 Postseason Record: 0-0 (.000)
 Record vs. Chargers: 0-0 (.000)
 Road Record (Reg.): 3-3 (.500)

Hometown: Greeley, Colo.
 College: Yale ('05)

Mike McDaniel was named the 14th head coach in team history on Feb. 7, 2022. The 2022 season marks his 16th as an NFL coach.

McDaniel most recently spent five seasons (2017-21) with the San Francisco 49ers where he was the team's run game specialist in 2017 before being promoted to run game coordinator in 2018 and again to offensive coordinator in 2021. McDaniel helped the 49ers have one of the league's most effective rushing attacks in 2019 as San Francisco went 13-3, winning the NFC and advancing to Super Bowl LIV. Prior to San Francisco, McDaniel spent two seasons (2015-16) as an offensive assistant with the Atlanta Falcons after spending the 2014 season as wide receivers coach for the Cleveland Browns.

His first NFL position coach job came in 2013 with Washington when he was promoted to wide receivers coach after aiding the staff for two seasons as an offensive assistant (2011-12). From 2009-10, McDaniel served as running backs coach for the Sacramento Mountain Lions of the United Football League. McDaniel was an offensive assistant for the Houston Texans from 2006-08. His first NFL coaching position came as a coaching intern with the Broncos in 2005.

A native of Greeley, Colorado, McDaniel played wide receiver at Yale, where he graduated with a degree in history. He and his wife, Katie, have one daughter.

2022 TEAM RANKINGS



6-6
 2nd (AFC West)



8-4
 2nd (AFC East)

OFFENSE (NFL RANK)

22.7 (14th) Points Per Game 29.4 (8th)
 351.2 (13th) Net Yds. Per Game 380.2 (4th)
 84.7 (31st) Net Rushing Yds. Per Game 89.7 (28th)
 266.5 (6th) Net Passing Yds. Per Game 290.5 (2nd)
 5.20 (20th) Scrimmage Yds. Per Play 6.29 (2nd)
 7/132 Opp. Interceptions/Return Yds. 10/83
 27/-141 (T-13th) Sacks Allowed/Yds. 26/-173 (T-11th)
 13/6 Fumbles/Lost 10/5
 42.0% (11th) Third Down Pct. 38.7% (22nd)
 50.0% (T-24th) Red Zone TD Pct. 62.5% (T-6th)
 29:31 (20th) Time of Possession Avg. 29:15 (22nd)
 13 (T-10th) Giveaways 15 (T-16th)

DEFENSE (NFL RANK)

25.8 (30th) Points Per Game 24.1 (25th)
 371.7 (26th) Net Yds. Per Game 344.0 (17th)
 151.6 (29th) Net Rushing Yds. Per Game 110.5 (9th)
 220.1 (19th) Net Passing Yds. Per Game 233.5 (21st)
 6.06 (31st) Scrimmage Yds. Per Play 5.42 (13th)
 9/121 Interceptions/ Return Yds. 7/115
 22/-164 (T-26th) Sacks/Yds. 29/-218 (17th)
 15/8 Opp. Fumbles/Lost 14/5
 43.8% (25th) Third Down Pct. 41.8% (24th)
 52.5% (8th) Red Zone TD Pct. 64.1% (T-28th)
 17 (T-9th) Takeaways 12 (T-24th)

+4 (T-5th) TURNOVER MARGIN -3 (T-24th)

SPECIAL TEAMS (NFL RANK)

43.4 (31st) Punts-Avg. Yds. (Gross) 46.8 (21st)
 41.8 (14th) Punts-Avg. Yds. (Net) 39.8 (26th)
 11.7 (6th) Punt Returns-Avg. Per 6.1 (30th)
 3.9 (1st) Punt Returns-Avg. Per Allowed 11.3 (27th)
 19.0 (29th) Kickoff Returns-Avg. Per 17.8 (31st)
 20.6 (10th) Kickoff Returns-Avg. Per Allowed 27.9 (32nd)
 22/24 (T-3rd) Field Goals Made/Attempted 17/21 (26th)

PENALTIES (NFL RANK)

59/462 (4th) Penalties Against/Yds. 75/600 (24th)

THE MATCHUP

WITHIN STRIKING DISTANCE

RB Austin Ekeler

- A start would mark the 50th of his career.
- Needs two catches to record the most receptions by a running back in a team's first 13 games of a season (87).
- Needs three receptions for the most in NFL history by an undrafted running back in the common draft era (since 1967).
- Needs eight catches to set a single-season career high (93).
- Needs 15 receptions to record the sixth 100-catch season in NFL history by a running back.
- With a touchdown run and a touchdown catch, would record the 11th performance of his career, tying Hall of Fame RB Jim Brown for the fourth-most in NFL history.
 - A performance with a touchdown run and touchdown catch would be his fifth of the year, tying for the most in a single season in NFL history (Chuck Foreman, 1975).
- Needs a touchdown catch to reach 30 for his career and record the most receiving scores by a running back with a single team in the Super Bowl era (since 1966).
 - At 27 years, 208 days old, would become the youngest running back to reach 30 receiving scores since 1960.
 - A receiving touchdown would make him the fourth running back in history with consecutive seasons of at least six rushing scores and six receiving touchdowns.
- Needs three scrimmage touchdowns to reach 15 on the season and become the third player in the last 15 years to post back-to-back seasons of 15-plus scrimmage touchdowns.
- Needs two rushing touchdowns and one receiving touchdown to become the seventh player in history with 30 career rushing scores and 30 career receiving touchdowns.
- Needs one rushing touchdown and three receiving touchdowns join Hall of Famer Marshall Faulk as the only running backs to post multiple seasons with eight touchdown runs and eight touchdown catches.

TE Gerald Everett

- Needs six catches to set a single-season career high (49).

QB Justin Herbert

- Needs 269 passing yards to reach 12,958 for his career and pass Andrew Luck for the most in NFL history through a player's first three career seasons.
- Needs 311 passing yards to become the only player ever to top 13,000 yards within their first three seasons.
 - He would eclipse 13,000 career passing yards in his 45th career game, the second-fewest games played to do so in NFL history.
- Needs one touchdown pass to join Hall of Famer Dan Marino as the only players in history to throw 90 touchdowns through their first three career seasons.
- Needs multiple passing scores to record his 29th career game with two or more touchdown passes to pass Andrew Luck for the second-most through a player's first three seasons in history.
- Needs three combined touchdowns to tie Hall of Famer Dan Marino for the most combined scores in the first three seasons of a career in NFL history (100).
- Needs four combined touchdowns to set the all-time record for combined scores over the first three seasons of a career (101).
- Needs five touchdown passes to become the second player ever (Hall of Famer Peyton Manning, 1998-2000) to throw 25 touchdowns in each of his first three seasons.

S Derwin James Jr.

- Needs 13 tackles to set a single-season career high (119).
- Needs a half-sack to reach 10.0 for his career and become the fifth defensive back since the sack became an official statistic in 1982 to do so within the first 50 games of a career.
- Needs a sack to become the first defensive back in over 15 years to register 100 tackles, a forced fumble and five sacks in a single season.

OLB Khalil Mack

- Sunday will mark career game No. 130.
- Needs three sacks to become the seventh player since sacks became an official stat in 1982 to record double-digit sacks in a single season with three different teams.

WR Joshua Palmer

- Needs two receiving scores to set a single-season career high (five).

WR Mike Williams

- Needs a touchdown catch to reach 30 for his career.

2022 INDIVIDUAL LEADERS



6-6
2nd (AFC West)

8-4
2nd (AFC East)

PASSING YARDS

Herbert	3,339	Tagovailoa	2,859
		Bridgewater	522

RUSHING YARDS

Ekeler	589	Mostert	579
Kelley	138	Wilson	212
Herbert	135	Edmonds	120

RECEIVING YARDS

Palmer	612	Hill	1,379
Ekeler	564	Waddle	972
Williams	510	Sherfield	355
Carter	466	Gesicki	269

POINTS SCORED

Ekeler	72	Sanders	83
Dicker	40	Waddle	36
Hopkins	39	Hill	30

INTERCEPTIONS

Callahan	3	Holland	2
Six Tied	1	Five Tied	1

SACKS

Mack	7.0	Ingram	6.0
James Jr.	4.0	Phillips	5.0
Tranquill	3.0	Baker	3.0

TACKLES (SOLO)

James Jr.	106 (61)	Roberts	74 (42)
Tranquill	101 (69)	Baker	73 (48)
Murray Jr.	51 (33)	Wilkins	66 (39)
Adderley	47 (28)	Holland	63 (51)

KICKOFF RETURNS (AVG.)

Carter	25 (19.2)	Mostert	15 (18.7)
------------------	-----------	-------------------	-----------

PUNT RETURNS (AVG.); FC

Carter	15 (11.7); 10	Wilson	10 (8.4); 8
------------------	---------------	------------------	-------------

FIELD GOALS

Dicker	9/10 (90.0%)	Sanders	17/21 (81.0%)
Hopkins	9/10 (90.0%)		
Bertolet	3/3 (100.0%)		

PUNTS (GROSS/NET AVG.)

Scott	49 (43.4/41.8)	Morstead	41 (46.8/39.8)
-----------------	----------------	--------------------	----------------

CHARGERS-DOLPHINS CONNECTIONS


COLLEGE CONNECTIONS

	LAC	<u>P JK Scott</u>	2014-17
	LAC	<u>Derrick Ansley</u>	2010-11, '16-17 (Def. Quality Control)
	LAC	<u>Isaac Shewmaker</u>	2016-19 (Def. Quality Control)
	MIA	<u>QB Tua Tagovailoa</u>	2017-19
	MIA	<u>WR Jaylen Waddle</u>	2018-20


	LAC	<u>QB Justin Herbert</u>	2016-19
	MIA	<u>S Jevon Holland</u>	2018-19
	MIA	<u>S Verone McKinley III</u>	2018-21

	LAC	<u>WR Mike Williams</u>	2014-16
	MIA	<u>DT Christian Wilkins</u>	2015-18


	LAC	<u>DL Breiden Fehoko</u>	2018-19
	LAC	<u>C/G Will Clapp</u>	2014-17
	MIA	<u>LS Blake Ferguson</u>	2016-19
	MIA	<u>LB Duke Riley</u>	2013-16


	LAC	<u>LB Drue Tranquill</u>	2014-18
	LAC	<u>S Alohi Gilman</u>	2017-19
	LAC	<u>Mike Hiestand</u>	2014-15 (Offensive Asst.)
	MIA	<u>TE Durham Smythe</u>	2014-17


	LAC	<u>TE Tre' McKitty</u>	2020
	LAC	<u>OL Jamaree Salyer</u>	2018-21
	MIA	<u>LB Channing Tindall</u>	2018-21

	LAC	<u>RB Joshua Kelley</u>	2018-19
	LAC	<u>Ryan Ficken</u>	2004-05 (Special Teams Coord.)
	MIA	<u>LB Jaelan Phillips</u>	2017-18
	MIA	<u>Jon Embree</u>	2003-05 (Special Teams Coord.)

	LAC	<u>LB Troy Reeder</u>	2014-15
	MIA	<u>TE Mike Gesicki</u>	2014-17

	LAC	<u>DL Sebastian Joseph-Day</u>	2013-17
	MIA	<u>Anthony Campanile</u>	2005, '12-15 (LBs Coach)

	LAC	<u>G Zion Johnson</u>	2019-21
	MIA	<u>TE Hunter Long</u>	2018-20
	MIA	<u>Matt Applebaum</u>	2020-21 (OL Coach)

	LAC	<u>G Zion Johnson</u>	2017-18
	MIA	<u>Matt Applebaum</u>	2016-17 (OL Coach)

	LAC	<u>John Timu</u>	2011-14, '19-20 (Defensive Asst.)
	MIA	<u>RB Salvon Ahmed</u>	2017-19

NOTEWORTHY BONDS

Chargers **Defensive Coordinator Renaldo Hill** has had two stints with the Miami Dolphins, playing for Miami from 2006-08 and then serving as the assistant defensive backs coach for the team in 2018. **Offensive Assistant Pat White** was drafted by the Dolphins in the second round of the 2009 NFL Draft. **LB Kyle Van Noy** spent the 2020 season with the Dolphins.


Multiple members of the Miami Dolphins have spent time with the Chargers in the past. **Offensive Coordinator Frank Smith** (2021) served as the run game coordinator/offensive line coach for the Bolts last season. **Wide Receivers Coach Wes Welker** signed with the Chargers in 2004 as an undrafted free agent and spent training camp with the team. **Safeties Coach Steve Gregory** (2006-11) signed with the Bolts in 2006 as an undrafted free agent and played for six seasons with the team. **LB Melvin Ingram** (2012-20) was drafted by the Chargers in the first round of the 2012 NFL Draft and played in nine seasons for the Bolts.


Dolphins **K Jason Sanders** hails from Orange, attending Villa Park High School. **WR River Cracraft** is from Rancho Santa Margarita, having attended Santa Margarita Catholic High School. **Bolts CB Asante Samuel Jr.** and **OLB Joey Bosa** are both from Fort Lauderdale and attended St. Thomas Aquinas High School. **WR Joshua Palmer** also attended St. Thomas Aquinas High School for the final two seasons of his high school career. Bosa's father, **John Bosa**, played for the Miami Dolphins from 1987 to 1989 as a defensive end.

As a freshman at Dayton in 2001, **Chargers Head Coach Brandon Staley** played quarterback for a Flyers team that Dolphins **Defensive Coordinator Josh Boyer** served on the coaching staff as a graduate assistant.

Chargers **RB Sony Michel** attended American Heritage High School in Plantation, Fla. from 2009-13, where he was coached in his senior season by Dolphins **Offensive Assistant Patrick Surtain**.

PRO CONNECTIONS


C/G Will Clapp (2018-21)		T Terron Armstead (2013-21)
QB Chase Daniel (2009-12, '17)		P Thomas Morstead (2009-20)
DL Tyeler Davison (2015-18)		QB Teddy Bridgewater (2018-19)
Off. Coord. Joe Lombardi (2007-13, '16-20)		DL Justin Zimmer (2016-17)
Offensive Line Brendan Nugent (2015-21)		DT John Jenkins (2013-16)
Linebackers Coach Michael Wilhoite (2019-20)		Offensive Coordinator Frank Smith (2010-14)

OLB Kyle Van Noy (2016-19, '21)		CB Justin Bethel (2019-21)
WR DeAndre Carter (2015-16)		LB Elandon Roberts (2016-19)
RB Sony Michel (2018-20)		S Eric Rowe (2016-18)
		DB Keion Crossen (2018)
		Defensive Coordinator Josh Boyer (2006-18)

Head Coach Brandon Staley (2019)		LB Bradley Chubb (2018-22)
CB Bryce Callahan (2019-21)		QB Teddy Bridgewater (2021)
LB Derrek Tuszka (2020)		WR River Cracraft (2017-19)
Def. Coord. Renaldo Hill (2009-10, '19-20)		Associate HC/RBs Coach Eric Studesville (2010-17)
Run Game Coord./OLB Coach Jay Rodgers (2009-14)		WRs Coach Wes Welker (2013-14)
Asst. Special Teams Coach Chris Gould (2015-21)		
Offensive Assistant Mike Hiestand (2019-21)		
Director of Sports Performance Anthony Lomando (2012-20)		

QB Chase Daniel (2020)		QBs/Pass Game Coord. Darrell Bevell (2019-20)
		Safeties Coach Steve Gregory (2018-20)
		OLBs Coach Ty McKenzie (2020)

LS Josh Harris (2012-21)		Head Coach Mike McDaniel (2015-16)
DL Tyeler Davison (2019-21)		P Thomas Morstead (2021)
		DL Justin Zimmer (2018-19)
		CB Justin Bethel (2018)
		LB Duke Riley (2017-18)
		ST Asst. Ricardo Allen (2014-20)
		Off. Asst. Mike Person (2015-16)
		Off. Asst. Aldrick Robinson (2016)
		Asst. QBs Chandler Henley (2021)

Head Coach Brandon Staley (2017-18)		DT John Jenkins (2017, '20)
OLB Khalil Mack (2018-21)		Offensive Coordinator Frank Smith (2015-17)
CB Bryce Callahan (2015-18)		
WR DeAndre Carter (2020)		
Run Game Coord./Defensive Line Jay Rodgers (2015-20)		
Defensive Assistant John Timu (2015-17)		

T Storm Norton (2017-19)		QB Teddy Bridgewater (2014-17)
Special Teams Coord. Ryan Ficken (2007-21)		Off. Asst. Aldrick Robinson (2018)
		QBs/Pass Game Coord. Darrell Bevell (2006-10)

Underlined indicates coaching or administrative roles.

Italicized indicates coaches who were players at the time.

DON CORYELL

Pro Football Hall of Fame Contributor Candidate

In August, legendary Chargers Coach Don Coryell was named the sole contributory candidate for the 2023 Pro Football Hall of Fame Class. If he receives at least 80 percent approval from the 49-person Selection Committee in January, he will be enshrined as a Pro Football Hall of Famer as a member of the Class of 2023.

Coryell revolutionized offensive football in his nine seasons (1978-86) coaching the Chargers, setting the course for the future of prolific passing attacks. He led the team to 72 total wins (69 in the regular season, three in the postseason) and four playoff seasons, including a pair of AFC Championship Game appearances. With the Chargers, he coached four players that went on to be named to the Pro Football Hall of Fame: QB Dan Fouts, DE Fred Dean, WR Charlie Joiner and TE Kellen Winslow.



2 AFC TITLE GAMES

4 HALL OF FAMERS

72 TOTAL WINS

1 ARCHITECT OF THE MODERN OFFENSE



MY CAUSE, MY CLEATS

In the seventh year of the NFL's my Cause, My Cleats Initiative, the Los Angeles Chargers have 16 players participating to raise awareness for causes and non-profits close to them.

PLAYER	PRIMARY CAUSE	NON-PROFIT FOUNDATION
T Zack Bailey	Military and Mental Health <i>"Mental health needs to have more attention. People that need help or going through a tough time, should have a way to access help. Supporting our troops and fallen heroes that keep us safe."</i>	Pat Tillman/Whiteflag
WR DeAndre Carter	Juvenile Diabetes <i>"I was diagnosed with Type 1 diabetes when I was 14 years old. I just want to let kids know that they can still accomplish all their dreams while managing diabetes."</i>	JDRF
C/G Will Clapp	ALS <i>"Steve Gleason and the rest of Team Gleason are a true inspiration for the innovative work they do helping those with ALS."</i>	Team Gleason
DL Christian Convington	Pediatric Cancer <i>"I've been working with The Sunshine Kids since my freshman year at Rice University. The time, effort, and love shown towards the kids and families allows me to humble myself day in and day out knowing that life is so precious."</i>	The Sunshine Kids
DL Morgan Fox	Military and Mental Health <i>"The Headstrong Project is committed to supporting veterans in that fight and helping them heal the wounds that are often unseen. Mental health is a battle that no one should have to fight alone."</i>	The Headstrong Project
S Alohi Gilman	Youth Education <i>"Emphasizing the importance of living Hawaiian language now and beyond is why I chose Aha Punana Leo. I chose this cause to highlight indigenous cultures specifically Hawaiian culture and the Hawaiian Language."</i>	Aha Punana Leo
QB Justin Herbert	Hunger Relief <i>"I am super thankful for all of the work that they have put in together. They feed so many people and are providing so many meals, all of the staff and workers. I have so much respect for what they are able to do. Being able to help out with that was a big cause for me."</i>	Los Angeles Regional Food Bank
K Dustin Hopkins	Special Needs Families <i>"The Well Foundation supports special needs families who are trying to navigate life in a world that doesn't always understand people with developmental differences. They do this by sharing the hope and love we have in Jesus by trying to alleviate hardships in various ways."</i>	The Well Foundation
G/T Brenden Jaimes	Healthcare <i>"My mom has worked in the Dialysis Clinic for 15+ years and has done an amazing job handling everything thrown her way. Her passion is helping young children become healthy enough to go home and have a happy life. I chose this to bring awareness to this cause to people who may not know anything about dialysis and what it takes to make it happen every day."</i>	Dialysis Clinic Inc.
S Derwin James Jr.	Hunger Relief	Safety Corner Foundation
LB Kenneth Murray Jr.	Military Appreciation <i>"I chose this organization because I would like to show support and help bring awareness to the wounded warriors and fallen warriors of our United States military who make sacrifices everyday so we can have the freedom we have today."</i>	Special Operations Warrior Foundation
T Storm Norton	Alzheimer's Awareness <i>"I think it's the second year in a row representing the End Alzheimer's Organization. It kind of hits home for me. A few summers back, I lost my grandma to Alzheimer's. I just feel it's only right to kind of represent that in honor of her and all of those who have been affected, whether it's directly through a family member or dealing with it themselves, to represent them as well. It's a serious disease and it's important to a lot of people."</i>	Alzheimer's Association
LB Troy Reeder	Pediatric Cancer <i>"For My Cause My Cleats this year, I am doing the B+ Foundation, which was started after a boy named Andrew McDonough. It's an organization that I have worked with for years now, since high school, all through college. Every year for My Cause My Cleats, I have been able to represent them on the field in my four years. It's awesome because it gives it national attention. It allows us to raise funds for a great cause and help a lot of families and children that are battling pediatric cancer."</i>	Andrew McDonough B+ Foundation
RB Isaiah Spiller	Seat Belt Safety <i>"Kailee was a friend of mine in high school who passed away from a horrific car accident. It really impacted me because Kailee was a friend of mine, and her life could have been saved by just wearing a seat belt. Her family started this foundation after they looked further into the statistics behind how many unnecessary fatalities happen every year due to people not wearing seat belts. This foundation really hits home for me and my family."</i>	Kailee Mills Foundation
LB Drue Tranquill	Child Homelessness <i>"My cause this year is Foster the City. As a dad of three kids, the importance of providing a loving, stable environment for my kids to grow up in is really, really important to me. In L.A. County alone, there are more kids in foster care than any other state in America. Foster the City is working to shrink the margin between families that are willing to take in kids and the number of kids in foster care. I just love what they are doing to help put kids in a loving, stable environment where they can have a chance to be a kid and grow up."</i>	Foster The City
OLB Derrek Tuszka	Social Justice <i>"I chose International Justice Mission specifically because I experienced firsthand all of the lives that they touch and impact. They go above and beyond to rescue women and children from trafficking all over the world."</i>	International Justice Mission

TOM TELESKO

TELESKO'S DRAFT HISTORY

Chargers General Manager Tom Telesko has drafted 69 players since joining the team in 2013. Those draft picks have combined to play 2,371 games and make 1,285 starts in the regular season (43 games played with 26 starts in the postseason) for the Bolts.

2022 CHARGERS DRAFT SELECTIONS

Pos.	Player	Drafted	Reg. Season		Postseason	
			GP	GS	GP	GS
G	Zion Johnson	1-17	12	12	0	0
S	JT Woods	3-79	7	1	0	0
RB	Isaiah Spiller	4-123	5	0	0	0
DL	Otito Ogbornia	5-160	7	1	0	0
OL	Jamaree Salyer	6-195	12	8	0	0
DB	Ja'Sir Taylor	6-214	12	0	0	0
DB	Deane Leonard	7-236	12	0	0	0
FB	Zander Horvath	7-260	12	2	0	0
Totals			79	24	0	0

2021 CHARGERS DRAFT SELECTIONS

Pos.	Player	Drafted	Reg. Season		Postseason	
			GP	GS	GP	GS
T	Rashawn Slater	1-13	19	19	0	0
CB	Asante Samuel Jr.	2-47	24	24	0	0
WR	Joshua Palmer	3-77	28	15	0	0
TE	Tre' McKitty	3-97	23	9	0	0
OLB	Chris Rumph II	4-118	26	0	0	0
G/T	Brenden Jaimes	5-159	17	0	0	0
LB	Nick Niemann	6-185	29	0	0	0
RB	Larry Rountree III	6-198	13	0	0	0
DB	Mark Webb Jr.	7-241	7	0	0	0
Totals			186	67	0	0

2020 CHARGERS DRAFT SELECTIONS

Pos.	Player	Drafted	Reg. Season		Postseason	
			GP	GS	GP	GS
QB	Justin Herbert	1-6	44	44	0	0
LB	Kenneth Murray Jr.	1-23	39	33	0	0
RB	Joshua Kelley	4-112	32	0	0	0
WR	Joe Reed	5-151	11	0	0	0
S	Alohi Gilman	6-186	38	6	0	0
WR	KJ Hill Jr.	7-220	21	0	0	0
Totals			185	83	0	0

2019 CHARGERS DRAFT SELECTIONS

Pos.	Player	Drafted	Reg. Season		Postseason	
			GP	GS	GP	GS
DL	Jerry Tillery	1-28	54	29	0	0
S	Nasir Adderley	2-60	45	39	0	0
T	Trey Pipkins III	3-91	48	20	0	0
LB	Drue Tranquill	4-130	42	22	0	0
QB	Easton Stick	5-166	1	0	0	0
OLB	Emeke Egbule	6-200	32	0	0	0
DL	Cortez Broughton	7-242	11	0	0	0
Totals			233	110	0	0



2018 CHARGERS DRAFT SELECTIONS

Pos.	Player	Drafted	Reg. Season		Postseason	
			GP	GS	GP	GS
S	Derwin James Jr.	1-17	48	48	2	2
OLB	Uchenna Nwosu	2-48	62	25	2	0
DL	Justin Jones	3-84	51	35	2	2
LB	Kyzir White	4-119	47	37	0	0
C/G	Scott Quessenberry	5-155	63	10	2	0
WR	Dylan Cantrell	6-191	0	0	0	0
RB	Justin Jackson	7-251	43	6	2	0
Totals			314	161	10	4

2017 CHARGERS DRAFT SELECTIONS

Pos.	Player	Drafted	Reg. Season		Postseason	
			GP	GS	GP	GS
WR	Mike Williams	1-7	80	55	2	2
G	Forrest Lamp	2-38	25	18	0	0
C/G	Dan Feeney	3-71	63	57	2	2
S	Rayshawn Jenkins	4-113	61	32	2	2
DB	Desmond King II	5-151	53	23	2	2
T	Sam Tevi	6-190	58	44	2	2
DE	Isaac Rochell	7-225	51	9	2	0
Totals			390	238	12	10

2016 CHARGERS DRAFT SELECTIONS

Pos.	Player	Drafted	Reg. Season		Postseason	
			GP	GS	GP	GS
OLB	Joey Bosa	1-3	82	77	2	2
TE	Hunter Henry	2-35	55	49	1	1
C	Max Tuerk	3-66	0	0	0	0
LB	Joshua Perry	4-102	15	1	0	0
LB	Jatavis Brown	5-175	56	23	0	0
P	Drew Kaser	6-179	36	0	0	0
FB	Derek Watt	6-198	64	13	2	0
G	Donavon Clark	7-224	0	0	0	0
Totals			308	163	5	3

TOM TELESKO



TELESKO'S DRAFT HISTORY

2015 CHARGERS DRAFT SELECTIONS

Pos.	Player	Drafted	Reg. Season		Postseason	
			GP	GS	GP	GS
RB	Melvin Gordon III	1-15	67	63	2	2
LB	Denzel Perryman	2-48	69	51	0	0
CB	Craig Mager	3-83	24	10	0	0
LB	Kyle Emanuel	5-153	63	32	2	0
DE	Darius Philon	6-192	54	19	2	0
Totals			277	175	6	2

2014 CHARGERS DRAFT SELECTIONS

Pos.	Player	Drafted	Reg. Season		Postseason	
			GP	GS	GP	GS
CB	Jason Verrett	1-25	25	21	0	0
OLB	Jeremiah Attaochu	2-50	40	13	0	0
G	Chris Watt	3-89	17	8	0	0
DT	Ryan Carrethers	5-165	24	3	0	0
RB	Marion Grice	6-201	0	0	0	0
WR	Tevin Reese	7-240	0	0	0	0
Totals			106	45	0	0

2013 CHARGERS DRAFT SELECTIONS

Pos.	Player	Drafted	Reg. Season		Postseason	
			GP	GS	GP	GS
T	D.J. Fluker	1-11	59	59	2	2
LB	Manti Te'o	2-38	38	34	2	2
WR	Keenan Allen	3-76	121	116	4	3
CB	Steve Williams	5-145	31	4	0	0
LB	Tourek Williams	6-179	44	6	2	0
QB	Brad Sorensen	7-221	0	0	0	0
Totals			293	219	10	7

Current Chargers are bolded in Powder Blue

TELESKO'S PRO BOWLERS

Throughout his tenure with the Chargers, **Tom Telesko** has acquired or extended 14 players that went on to earn Pro Bowl nods, including seven players that were acquired via draft pick.

BOLTS PRO BOWLERS ACQUIRED OR EXTENDED, SINCE 2013

Year Acq.	Player	How Acq.	Pro Bowls
2013	WR Keenan Allen	Drafted (3-76)	5
2014	S Adrian Phillips	UDFA	1
	CB Jason Verrett	Drafted (1-25)	1
2015	RB Melvin Gordon III	Drafted (1-15)	2
	QB Philip Rivers	Extension	3
2016	DE/OLB Joey Bosa	Drafted (1-3)	4
	CB Casey Hayward Jr.	UFA (G.B.)	2
2017	DE Melvin Ingram III	Extension	3
	T Russell Okung	UFA (Den.)	1
2018	S Derwin James Jr.	Drafted (1-17)	2
	C Mike Pouncey	FA	1
2020	QB Justin Herbert	Drafted (1-6)	1
2021	C Corey Linsley	UFA (G.B.)	1
	T Rashawn Slater	Drafted (1-13)	1
Totals	14 Players		28 Pro Bowls
	7 Drafted Players		16 Pro Bowls

ROOKIE RECOGNITION

Since joining the Bolts in 2013, **Tom Telesko** has drafted players that received recognition for their play — notably 2016 NFL Defensive Rookie of the Year **Joey Bosa** and 2020 NFL Offensive Rookie of the Year **Justin Herbert**.

Bosa twice earned NFL Defensive Rookie of the Month in 2016 (October and December) en route to winning consensus Defensive Rookie of the Year honors. Last year, **Asante Samuel Jr.**, also won Defensive Rookie of the Month for September.

In 2020, Herbert was named the NFL Offensive Rookie of the Month for October and November, tossing 10-plus touchdowns in both months. He posted a 122.2 passer rating in October — the best by a rookie in the month in NFL history (min. 50 attempts). He was widely recognized after his record-setting season as Offensive Rookie of the Year.

BOLTS TO WIN NFL ROOKIE OF THE MONTH, SINCE 2013

Season	Player	Phase	Month
2016	DE Joey Bosa	Defense	October
	DE Joey Bosa	Defense	December
2020	QB Justin Herbert	Offense	October
	QB Justin Herbert	Offense	November
2021	CB Asante Samuel Jr.	Defense	September

TOM TELESKO

LEAGUE HONORS

Over the course of his career as General Manager of the Chargers, **Tom Telesko** has acquired or extended 17 different players that earned AFC Player of the Month or AFC Player of the Week.

With a monumental November, **Derwin James Jr.**, was named AFC Defensive Player of the Month. He was the only defensive back in the last 30 years to have at least 30 tackles, multiple sacks, an interception and forced fumble in a single November.

Dustin Hopkins (Week 6), **Cameron Dicker** (Week 9) and **JK Scott** (Week 12) won AFC Special Teams Player of the Week in 2022. It made the 2022 Chargers the first known team to have two different kickers win Special Teams Player of the Week in the same season.

Hopkins battled through an injury to make all four field goals, including a 39-yard game-winner in overtime, to cap a come-from-behind victory. Dicker converted a game-winning kick as time expired. Scott placed four punts inside the 20 in the win, giving him an AFC-best four games with three or more punts inside the 20.

Last year, **Justin Herbert** won AFC Offensive Player of the Week three times — including in back-to-back weeks — to become the first Charger to do so since Hall of Famer **LaDainian Tomlinson** won the award four times in 2006.

Joey Bosa won AFC Defensive Player of the Week in 2019 following a Week 8 win at Chicago where he totaled 12 tackles (eight solo), two sacks and six tackles for loss.

After a monumental win on *Thursday Night Football* in Kansas City in 2018, **Mike Williams** was named AFC Offensive Player of the Week. He scored three touchdowns (two receiving, one rushing) and added a two-point conversion in the final seconds of the game.

CHARGERS TO WIN AFC PLAYER OF THE WEEK OR AFC PLAYER OF THE MONTH, ACQUIRED SINCE 2013

Season	Player	Phase	Week
2016	P Drew Kaser	Special Teams	Week 6 vs. Den.
	LB Denzel Perryman	Defense	Week 7 at Atl.
	RB Melvin Gordon III	Offense	Week 9 vs. Ten.
2017	RB Melvin Ingram III	Defense	September
	RB Melvin Gordon III	Offense	Week 5 at NYG
	WR Travis Benjamin	Special Teams	Week 7 vs. Den.
2018	CB Casey Hayward Jr.	Defense	November
	CB Desmond King II	Defense	Week 9 at Sea.
	CB Desmond King II	Special Teams	Week 13 at Pit.
	K Michael Badgley	Special Teams	Week 14 vs. Cin.
2019	WR Mike Williams	Offense	Week 15 at K.C.
	P Ty Long	Special Teams	Week 1 vs. Ind.
2020	DE Joey Bosa	Defense	Week 8 at Chi.
	CB Casey Hayward Jr.	Defense	Week 1 at Cin.
2021	QB Justin Herbert	Offense	Week 9 at Phi.
	QB Justin Herbert	Offense	Week 13 at Cin.
	QB Justin Herbert	Offense	Week 14 vs. NYG
2022	K Dustin Hopkins	Special Teams	Week 6 vs. Den.
	K Cameron Dicker	Special Teams	Week 9 at Atl.
	P JK Scott	Special Teams	Week 12 at Ari.
	S Derwin James Jr.	Defense	November



PFWA SUPERLATIVES

Selections made by **Tom Telesko** have garnered league-wide recognition. He has drafted 12 players that were named All-Rookie by the *Professional Football Writers of America*.

Three picks by Telesko earned *PFWA* Rookie of the Year honors — **Keenan Allen** for offense in 2013, **Joey Bosa** for defense in 2016 and **Justin Herbert** overall and for offense in 2020.

Derwin James Jr., was named All-NFL by the *PFWA* as a rookie. He is one of four Telesko draft selections (Allen, once; Bosa, three times; James, once; **Rashawn Slater**, once) to be named All-AFC.

Below is a look at Telesko's draft picks that have been recognized by the *PFWA* as All-NFL, All-AFC or All-Rookie:

CHARGERS DRAFT PICK SUPERLATIVES FROM PFWA WHILE WITH TEAM, SINCE 2013

Drafted	Player	All-NFL	All-AFC	All-Rookie
2013	Keenan Allen	0	1	1
	D.J. Fluker	0	0	1
2016	Joey Bosa	0	3	1
	Jatavis Brown	0	0	1
	Hunter Henry	0	0	1
2017	Dan Feeney	0	0	1
2018	Derwin James Jr.	1	1	1
2019	Drue Tranquill	0	0	1
2020	Justin Herbert	0	0	1
	Kenneth Murray Jr.	0	0	1
2021	Nick Niemann	0	0	1
	Rashawn Slater	0	1	1
Totals	12 Players	1	6	12

BRANDON STALEY



COACHING AT AN ALL-STAR LEVEL

Since entering the NFL coaching ranks in 2017, **Brandon Staley** has coached 10 different players to be named an all-star. All 10 selections have come in the last four seasons.

PRO BOWLERS COACHED BY BRANDON STALEY

Season	Team	Staley Position	Pro Bowlers
2018	Chicago	Outside Linebackers	1 <i>OLB Khalil Mack</i>
2019	Denver	Outside Linebackers	1 <i>OLB Von Miller</i>
2020	L.A. Rams	Defensive Coordinator	2 <i>DL Aaron Donald, CB Jalen Ramsey</i>
2021	L.A. Chargers	Head Coach	6 <i>WR Keenan Allen, OLB Joey Bosa, QB Justin Herbert, S Derwin James Jr., C Corey Linsley, T Rashawn Slater</i>
Totals	10 Players		10 Pro Bowls

A BEAST IN THE EAST

Brandon Staley led the Bolts to a win in the Eastern Time Zone in his first career game as an NFL head coach. He's coached the team to a 5-1 record in the time zone, tied for the most wins among active head coaches of teams in the Pacific Time Zone.

In 2022, Staley is 2-0 in the Eastern Time Zone, and is the only AFC coach of a Pacific Time Zone team to be undefeated in the East this season (Pete Carroll is 1-0).

ACTIVE HEAD COACH WINNING PCT. IN EASTERN TIME ZONE, PACIFIC TIME ZONE TEAMS, REGULAR SEASON, SINCE 2021

Rank	Coach (Team)	Wins	Losses	Ties	Pct.
1.	Brandon Staley (LAC)	5	1	0	.833
	Kyle Shanahan (S.F.)	5	1	0	.833
3.	Sean McVay (LAR)	3	1	0	.750
4.	Pete Carroll (Sea.)	2	2	0	.500
5.	Josh McDaniels (L.V.)	0	1	0	.000

GO FOR THE BALL

Since taking over as head coach in 2021, **Brandon Staley's** defense and special teams units have been among the NFL's best at forcing fumbles and recording strip sacks.

Over the last two seasons, the Chargers have an AFC-high 14 strip sacks. The Bolts also rank tied for first in the AFC and No. 3 in the NFL over that span with 30 forced fumbles.

STRIP SACKS, NFL, SINCE 2021

Rank	Team	Strip Sacks
1.	Dallas Cowboys	15
2.	Los Angeles Chargers	14
3.	Arizona Cardinals	12
	Philadelphia Eagles	12
5.	Baltimore Ravens	11
	Los Angeles Rams	11
	Pittsburgh Steelers	11

FORCED FUMBLES, NFL, SINCE 2021

Rank	Team	Forced Fumbles
1.	Arizona Cardinals	32
	San Francisco 49ers	32
3.	Los Angeles Chargers	30
	Dallas Cowboys	30
5.	New York Giants	28

The Los Angeles defense led the AFC in 2021 with 19 forced fumbles on the season — also ranking No. 3 in the NFL. The 19 forced fumbles tied the team's 2007 season as the most by a Chargers team in the last 20 years.

The Bolts also led the NFL with 11 strip sacks, which were the most by a Chargers defense in 20 seasons.

FORCED FUMBLES, NFL, 2021

Rank	Team	Forced Fumbles
1.	San Francisco 49ers	22
2.	Arizona Cardinals	21
3.	Los Angeles Chargers	19
4.	Indianapolis Colts	18
	Kansas City Chiefs	18
	Pittsburgh Steelers	18

STRIP SACKS, NFL, 2021

Rank	Team	Strip Sacks
1.	Los Angeles Chargers	11
2.	Arizona Cardinals	10
3.	Chicago Bears	8
4.	Dallas Cowboys	7
	Los Angeles Rams	7
	Minnesota Vikings	7
	San Francisco 49ers	7

ASSISTANT COACHES



RYAN FICKEN

SPECIAL TEAMS COORDINATOR
16TH NFL SEASON
1ST SEASON WITH CHARGERS



JOE LOMBARDI

OFFENSIVE COORDINATOR
17TH NFL SEASON
2ND SEASON WITH CHARGERS



TOM ARTH

PASS GAME SPECIALIST
4TH NFL SEASON
1ST SEASON WITH CHARGERS



SHANE DAY

PASSING GAME COORDINATOR/QUARTERBACKS
14TH NFL SEASON
2ND SEASON WITH CHARGERS



DERRICK FOSTER

RUNNING BACKS
2ND NFL SEASON
2ND SEASON WITH CHARGERS



MIKE HIESTAND

OFFENSIVE ASSISTANT
4TH NFL SEASON
1ST SEASON WITH CHARGERS



BRENDAN NUGENT

OFFENSIVE LINE
10TH NFL SEASON
1ST SEASON WITH CHARGERS



SHAUN SARRETT

ASSISTANT OFFENSIVE LINE
11TH NFL SEASON
2ND SEASON WITH CHARGERS



GIFF SMITH

OUTSIDE LINEBACKERS
13TH NFL SEASON
7TH SEASON WITH CHARGERS



PAT WHITE

OFFENSIVE ASSISTANT
3RD NFL SEASON
1ST SEASON WITH CHARGERS



MICHAEL WILHOITE

LINEBACKERS
11TH NFL SEASON
2ND SEASON WITH CHARGERS




RENALDO HILL

DEFENSIVE COORDINATOR
15TH NFL SEASON
2ND SEASON WITH CHARGERS



DERRICK ANSLEY

SECONDARY
3RD NFL SEASON
2ND SEASON WITH CHARGERS



CHRIS BEATTY

WIDE RECEIVERS
2ND NFL SEASON
2ND SEASON WITH CHARGERS



TOM DONATELL

ASSISTANT SECONDARY
6TH NFL SEASON
2ND SEASON WITH CHARGERS



CHRIS GOULD

ASSISTANT SPECIAL TEAMS
8TH NFL SEASON
1ST SEASON WITH CHARGERS




KEVIN KOGER

TIGHT ENDS
4TH NFL SEASON
2ND SEASON WITH CHARGERS



JAY RODGERS

RUN GAME COORDINATOR/DEFENSIVE LINE
14TH NFL SEASON
2ND SEASON WITH CHARGERS



ISAAC SHEWMAKER

DEFENSIVE QUALITY CONTROL
2ND NFL SEASON
2ND SEASON WITH CHARGERS



JOHN TIMU

DEFENSIVE ASSISTANT
5TH NFL SEASON
2ND SEASON WITH CHARGERS



CHANDLER WHITMER

OFFENSIVE QUALITY CONTROL
2ND NFL SEASON
2ND SEASON WITH CHARGERS



ANTHONY LOMANDO

DIRECTOR OF SPORTS PERFORMANCE
14TH NFL SEASON
2ND SEASON WITH CHARGERS

TEAM NOTES

WELCOME TO L.A.



24 players on Los Angeles' active roster are new this season.

HOW NEW CHARGERS WERE ACQUIRED

How Acquired	New Players
Draft Selections	7
Undrafted Free Agents	1
Veteran Free Agents	13
Practice Squad Signings	1
Trades	1
Waiver Claims	1
Totals	24

NEW CHARGERS ON THE ACTIVE ROSTER

Pos.	Player	Exp.	How Acq.
CB	Bryce Callahan	8	Free Agent
WR	DeAndre Carter	5	UFA (Washington)
C/G	Will Clapp	5	Free Agent
DL	Tyeler Davison	8	Practice Squad (Cleveland)
K	Cameron Dicker	R	Free Agent
TE	Gerald Everett	6	UFA (Seattle)
DL	Morgan Fox	6	Free Agent
LS	Josh Harris	11	UFA (Atlanta)
FB	Zander Horvath	R	Draft Selection (7-260)
G	Zion Johnson	R	Draft Selection (1-17)
DL	Sebastian Joseph-Day	5	UFA (L.A. Rams)
DB	Deane Leonard	R	Draft Selection (7-236)
OLB	Khalil Mack	9	Trade (Chicago)
RB	Sony Michel	5	Free Agent
LB	Troy Reeder	4	Free Agent
TE	Richard Rodgers	7	Free Agent
OL	Jamaree Salyer	R	Draft Selection (6-195)
P	JK Scott	4	Free Agent
TE	Stone Smartt	R	Undrafted Free Agent
RB	Isaiah Spiller	R	Draft Selection (4-123)
DB	Ja'Sir Taylor	R	Draft Selection (6-214)
OLB	Derrek Tuszka	3	Waivers (Tennessee)
OLB	Kyle Van Noy	9	Free Agent
S	JT Woods	R	Draft Selection (3-79)

COACH LOCATIONS

For the 2022 season, 15 members of the Chargers coaching staff will be down on the sideline while eight others will be up in the booth. The location of each coach can be seen below:

CHARGERS COACHES DOWN ON THE SIDELINE (15)

Name	Position
Brandon Staley	Head Coach
Ryan Ficken	Special Teams Coordinator
Derrick Ansley	Secondary
Chris Beatty	Wide Receivers
Cody Cejda	Special Assistant to the Head Coach
Shane Day	Passing Game Coordinator/Quarterbacks
Derrick Foster	Running Backs
Chris Gould	Assistant Special Teams
Kevin Koger	Tight Ends
Brendan Nugent	Offensive Line
Jay Rodgers	Run Game Coordinator/Defensive Line
Giff Smith	Outside Linebackers
John Timu	Defensive Assistant
Pat White	Offensive Assistant
Michael Wilhoite	Linebackers

CHARGERS COACHES UP IN THE BOOTH (8)

Name	Position
Renaldo Hill	Defensive Coordinator
Joe Lombardi	Offensive Coordinator
Tom Arth	Pass Game Specialist
Tom Donatell	Assistant Secondary
Mike Hiestand	Offensive Assistant
Shaun Sarrett	Assistant Offensive Line
Isaac Shewmaker	Defensive Quality Control
Chandler Whitmer	Offensive Quality Control

EXTENDED DRIVES

The Bolts posted three drives of 10 or more plays in Week 13, giving them 28 drives of 10-plus plays this season.

DRIVES OF 10-PLUS PLAYS, NFL, 2022

Rank	Team	Drives of 10-Plus Plays
1.	Pittsburgh Steelers	31
2.	Kansas City Chiefs	30
3.	Washington Commanders	29
4.	Los Angeles Chargers	28
	Buffalo Bills	28
	Indianapolis Colts	28
7.	Arizona Cardinals	27
	Las Vegas Raiders	27
	Tampa Bay Buccaneers	27

TEAM NOTES

BOLTS PACE TOP 100



The Chargers posted a league-leading eight selections in the NFL's Top 100 Players of 2022 list, as voted on by the players. Seven of L.A.'s eight selections ranked in the top-60 on this year's register, pacing the league and joining the Seattle Seahawks in 2017 as the only teams ever with seven top-60 players.

Headlined by **CB J.C. Jackson**, who ranked No. 20 on the annual selection list, the eight Chargers are the most for the Bolts in a single season since the annual ranking's inception in 2011.

NFL TOP 100 SELECTIONS BY TEAM, 2022

Rank	Team	Total Selections
1.	Los Angeles Chargers	8
2.	San Francisco 49ers	7
3.	Dallas Cowboys	6
	Tampa Bay Buccaneers	6
5.	Six Tied	5

OLB Joey Bosa earned his sixth career placement on the list, securing the highest rank of his career following the 2021 season, while **WR Keenan Allen** tabbed his fifth career nod with a career-best No. 35 position. Bosa has earned a spot on the NFL Top 100 in each of his six accrued seasons.

All-Pro **T Rashawn Slater** and **RB Austin Ekeler** appeared on the list for the first time in their careers, as seven of the eight Chargers either matched or surpassed prior career-high marks.

CHARGERS NFL TOP 100 SELECTIONS, 2022

Rank	Pos.	Player	Tot. Selec.	High. Rk.
20	CB	J.C. Jackson	2	20 (2022)
30	OLB	Joey Bosa	6	30 (2022)
35	WR	Keenan Allen	5	35 (2022)
40	QB	Justin Herbert	2	40 (2022)
43	S	Derwin James	2	31 (2018)
46	RB	Austin Ekeler	1	46 (2022)
60	C	Corey Linsley	2	60 (2022)
73	T	Rashawn Slater	1	73 (2022)

TELEVISION RATINGS

In Weeks 10 and 11, Los Angeles appeared in a pair of games on NBC's *Sunday Night Football*. Each game was the second-most program in America of their respective week. Through the first 11 weeks of the NFL season, the Chargers ranked inside the top-10 league-wide in local household impressions (439,000).

MOST-WATCHED TV TELECASTS, NOV. 7-NOV. 20, 2022

Rank	Date	Program	Network	Viewership
1.	Nov. 13	Dal. at G.B.	FOX	29.2 M
2.	Nov. 20	Dal. at Min.	CBS	27.7 M
3.	Nov. 13	K.C. at LAC	NBC	18.7 M
4.	Nov. 20	LAC at S.F.	NBC	16.6 M
5.	Nov. 13	Min. at Buf.	FOX	16.2 M

The Bolts faced Kansas City in the first-ever *Thursday Night Football* game broadcast exclusively on Prime Video. The Week 2 game had 13.0 million viewers, making it the sixth-most-watched broadcast that week.

MOST-WATCHED TV TELECASTS, SEPT. 12-SEPT. 18, 2022

Rank	Date	Program	Network	Viewership
1.	Sept. 18	Cin. at Dal.	CBS	27.5 M
2.	Sept. 18	Chi. at G.B.	NBC	20.5 M
3.	Sept. 12	Den. at Sea.	ABC/ESPN/ESPN2	19.8 M
4.	Sept. 18	T.B. at N.O.	FOX	16.2 M
5.	Sept. 18	N.E. at Pit.	CBS	14.2 M
6.	Sept. 15	LAC at K.C.	AMAZON	13.0 M
7.	Sept. 18	60 Minutes	CBS	10.2 M

MOVE THE CHAINS

QB Justin Herbert and **RB Sony Michel** are two of the best runners on third-and-one this season, converting a combined 11-of-11 attempts to move the chains. They are two of six NFL players this year to convert 100 percent of their third-and-one rushing attempts for first downs among players with at least five carries in third-and-one situations.

THIRD-AND-ONE RUSHING LEADERS, NFL, 2022

Rank	Team	Player	Att.	1st Downs	Pct.
1.	Chi.	QB Justin Fields	9	9	100.0
	LAC	QB Justin Herbert	6	6	100.0
	Buf.	QB Josh Allen	6	6	100.0
	LAC	RB Sony Michel	5	5	100.0
	N.O.	RB Mark Ingram II	5	5	100.0
	Pit.	FB Derek Watt	5	5	100.0
	—	Three Other Players	4	4	100.0

TEAM NOTES

MAKE SOMETHING HAPPEN

Chargers receivers have made something happen after the catch among the best in the NFL, ranking second the league with 1,784 yards after catch this season.

YARDS AFTER CATCH, NFL, 2022

Rank	Team	Yards After Catch
1.	Kansas City Chiefs	1,923
2.	Los Angeles Chargers	1,784
3.	Cincinnati Bengals	1,710
4.	San Francisco 49ers	1,658
5.	Detroit Lions	1,614

CONVERTING IN CRUNCH TIME

After leading the NFL with 22 fourth-down conversions last season, Los Angeles has converted 11 attempts this year, tying for the third-most conversions in the AFC.

FOURTH DOWN CONVERSIONS, AFC, 2022

Rank	Team	Fourth Down Conversions
1.	Cleveland Browns	15
2.	Jacksonville Jaguars	14
3.	Los Angeles Chargers	11
	Houston Texans	11
	Las Vegas Raiders	11
6.	New York Jets	9
	Pittsburgh Steelers	9

This season, the Bolts have converted 76-of-181 attempts on third down for a 42.0 third down percentage, good for the 11th-best conversion rate in the NFL this year. The team's 76 third-down conversions are the second-most in football in 2022.

THIRD DOWN CONVERSIONS, NFL, 2022

Rank	Team	Third Down Conversions
1.	Chicago Bears	78
2.	Los Angeles Chargers	76
3.	Buffalo Bills	74
4.	Kansas City Chiefs	72
5.	Three Other Teams	71

HOLD THE LINE

The Bolts defense has held the line on third-and-short this year, allowing just 14 conversions on 31 attempts on third down with one to two yards to go. The 45.2 conversion percentage allowed ranks No. 1 in the NFL this season.

THIRD DOWN DEFENSE, 1-2 YARDS TO GO, NFL, 2022

Rank	Team	Conv.	Att.	Conv. Pct.
1.	L.A. Chargers	14	31	45.2
2.	N.Y. Giants	14	27	51.9
3.	Tennessee	14	26	53.8
4.	Cleveland	19	35	54.3
5.	New England	21	37	56.8

PASSING OFFENSE

After ranking fourth in total offense and tied for No. 2 in passing last season, the Chargers offense has continued to flash in 2022. The team ranks No. 6 in the NFL with an average of 266.5 net passing yards per game.

NET PASSING YARDS PER GAME, NFL, 2022

Rank	Team	Net Passing Yards/Game
1.	Kansas City Chiefs	306.5
2.	Miami Dolphins	290.5
3.	Buffalo Bills	274.5
4.	Cincinnati Bengals	271.5
5.	Tampa Bay Buccaneers	266.8
6.	Los Angeles Chargers	266.5
7.	Seattle Seahawks	244.4

KEEP THE QB UPRIGHT

The Bolts have 17 takeaways to 13 giveaways this season, a plus-four turnover differential that ranks tied for fifth in the NFL and No. 2 in the AFC.

TURNOVER DIFFERENTIAL, AFC, 2022

Rank	Team	TA	GA	Diff.
1.	Baltimore Ravens	20	14	+6
2.	Los Angeles Chargers	17	13	+4
3.	Pittsburgh Steelers	17	14	+3
4.	Three Other Teams	—	—	+2

SPECIAL TEAMS COVERAGE

Los Angeles' punt coverage unit is allowing the fewest yards per return in the NFL this season. It's on pace to be the best single-season return average allowed by a Bolts team since 1971.

PUNT RETURN AVERAGE AGAINST, NFL, 2022

Rank	Team	Opponet Punt Return Avg.
1.	Los Angeles Chargers	3.9
2.	Pittsburgh Steelers	5.4
3.	Seattle Seahawks	5.7
4.	Washington Commanders	6.1
5.	Kansas City Chiefs	6.8

KICKING TRUE

Los Angeles' kicking game has been among the most consistent in the NFL this season, making 22-of-24 field goals despite deploying three different kickers.

FIELD GOAL PERCENTAGE, NFL, 2022

Rank	Team	FGM	FGA	FG Pct.
1.	Seattle Seahawks	23	24	95.8
2.	Los Angeles Rams	18	19	94.7
3.	Los Angeles Chargers	22	24	91.7
	Carolina Panthers	22	24	91.7
	Chicago Bears	22	24	91.7
6.	Houston Texans	21	23	91.3

UNIFORM RECORDS

NEW UNIFORM RECORD


In April 2020, the Bolts unveiled new, sleek uniforms to make the best uniform in sports even better — marking a new era of Chargers football as the team moved into SoFi Stadium. Below is the team's record for the uniform colors as well as combinations.

RECORD BY UNIFORM, PANTS AND COMBOS, SINCE 2020

Uniform Color	Home	Road	Overall
Powder Blue Uniform	9-5	0-2	9-7
White Uniform	0-3	11-9	11-12
Navy Blue Color Rush	0-3	0-1	0-4
Royal Blue Color Rush	2-0	0-0	2-0

Pants Color	Home	Road	Overall
Gold Pants	4-4	5-6	9-10
White Pants	5-4	6-5	11-9
Navy Blue Color Rush	0-3	0-1	0-4
Royal Blue Color Rush	2-0	0-0	2-0

Uniform/Pant Combos	Home	Road	Overall
Powder Uni/Gold Pants	4-3	0-1	4-4
Powder Uni/White Pants	5-2	0-1	5-3
White Uni/Gold Pants	0-1	5-5	5-6
White Uni/White Pants	0-2	6-4	6-6
Navy Blue Color Rush	0-3	0-1	0-4
Royal Blue Color Rush	2-0	0-0	2-0



UNIFORM RECORD SINCE THE MERGER

Since the 1970 NFL-AFL Merger, the Bolts have donned several different uniforms. Below is a look since 1970 of the team's record in specific uniform and pant colors as well as uniform combinations:

RECORD BY UNIFORM, PANTS AND COMBOS, SINCE 1970

Uniform Color	Home	Road	Overall
Powder Blue Uniform	33-38-2	4-6-1	37-44-3
White Uniform	63-38	144-213-2	207-251-2
Navy Blue Uniform	103-90	16-18	119-108
Royal Blue Uniform	19-21	6-4	25-25

Pants Color	Home	Road	Overall
Gold Pants	60-52-2	47-72-3	107-124-5
White Pants	131-115	50-71	181-186
Navy Blue Pants	22-19	73-98	95-117
Royal Blue Pants	5-1	0-0	5-1

Uniform/Pant Combos	Home	Road	Overall
Powder Uni/Gold Pants	10-16-2	1-4-1	11-20-3
Powder Uni/White Pants	23-22	3-2	26-24
White Uni/Gold Pants	36-16	40-64-2	76-80-2
White Uni/White Pants	10-9	32-52	42-61
Royal Uni/Royal Pants	5-1	0-0	5-1
Navy Uni/Navy Pants	5-6	1-1	6-7
Royal Uni/Gold Pants	14-20	6-4	20-24
Navy Uni/White Pants	98-84	15-17	113-101
White Uni/Navy Pants	17-13	72-97	89-110

Helmet Color and Combos	Home	Road	Overall
White Helmet	88-74-2	67-87-3	155-161-5
White Uni/White Pants	6-6	16-11	22-17
White Uni/Gold Pants	6-2	10-22-2	16-24-2
Powder Uni/Gold Pants	10-16-2	1-4-1	11-20-3
Powder Uni/White Pants	23-22	3-2	26-24
Navy Uni/Navy Pants	5-5	1-1	6-6
Royal Uni/Royal Pants	5-1	0-0	5-1
White Uni/Navy Pants	9-6	32-40	41-46
Navy Uni/White Pants	24-16	4-7	28-23
Navy Helmet	130-113	103-154	233-267
Navy Uni/Navy Pants	0-1	0-0	0-1
Navy Uni/White Pants	74-68	11-10	85-78
Royal Uni/Gold Pants	14-20	6-4	20-24
White Uni/Gold Pants	30-14	31-42	61-56
White Uni/Navy Pants	8-7	40-57	48-64
White Uni/White Pants	4-3	15-41	19-44

JUSTIN HERBERT

THE LAW OF AVERAGES

Justin Herbert ranks No. 2 in NFL history averaging 288.4 passing yards per game among players with at least 1,000 attempts. Meanwhile, Herbert's 1.8 career interception percentage ranks No. 7 in NFL history and his 96.3 passer rating ranks 15th all-time (min. 1,000 attempts).

PASSING YARDS PER GAME, MIN. 1,000 ATT., NFL HISTORY

Rank	Team/s	Player	Passing Yards/Game
1.	K.C.	QB Patrick Mahomes	304.0
2.	LAC	QB Justin Herbert	288.4
3.	Cin.	QB Joe Burrow	282.8
4.	S.D./N.O.	QB Drew Brees	280.0
5.	Ind.	QB Andrew Luck	275.2

CLOSING IN ON 13K

Justin Herbert, who set the record for passing yards through a player's first two seasons (9,350), has now thrown for 12,689 yards in his career. He is the only player ever to reach 9,000 yards in his first two seasons.

PASSING YARDS, FIRST THREE SEASONS, NFL HISTORY

Rank	Team	Player	Passing Yards
1.	Ind.	QB Andrew Luck	12,957
2.	LAC	QB Justin Herbert	12,689
3.	Ind.	QB Peyton Manning	12,287
4.	T.B.	QB Jameis Winston	11,636
5.	Ari.	QB Kyler Murray	11,480
6.	Mia.	QB Dan Marino	11,431

Herbert is coming up on 13,000 career passing yards and can be among the fastest to do so in NFL history. He already reached 10,000 career passing yards in his 35th career game and 12,000 yards in his 42nd game, both in the second-fewest games in NFL history.

FEWEST GAMES TO 13,000 PASSING YARDS, NFL HISTORY

Rank	Team	Player	Games
1.	K.C.	QB Patrick Mahomes	43
2.	Det.	QB Matthew Stafford	46
	StL	QB Kurt Warner	46
5.	Ind.	QB Andrew Luck	49
	Mia.	QB Dan Marino	49
	StL	QB Marc Bulger	49
—	LAC	QB Justin Herbert	44

FEWEST GAMES TO 12,000 PASSING YARDS, NFL HISTORY

Rank	Team	Player	Games
1.	K.C.	QB Patrick Mahomes	40
2.	LAC	QB Justin Herbert	42
	StL	QB Kurt Warner	42
4.	Det.	QB Matthew Stafford	43
5.	Ind.	QB Andrew Luck	44



HERBERT AS A PRO

Since entering the NFL, **Justin Herbert** leads the AFC in completions and ranks inside the top five in the NFL in passing yards, passing touchdowns and combined touchdowns. His 20 games with 300-plus passing yards rank No. 2 in the NFL since 2020.

PASSING COMPLETIONS, NFL, SINCE 2020

Rank	Team/s	Player	Completions
1.	T.B.	QB Tom Brady	1,233
2.	LAC	QB Justin Herbert	1,179
3.	K.C.	QB Patrick Mahomes	1,134
4.	Buf.	QB Josh Allen	1,089
5.	Atl./Ind.	QB Matt Ryan	1,072

PASSING YARDS, NFL, SINCE 2020

Rank	Team	Player	Passing Yards
1.	K.C.	QB Patrick Mahomes	13,387
2.	T.B.	QB Tom Brady	13,281
3.	LAC	QB Justin Herbert	12,689
4.	Buf.	QB Josh Allen	12,357
5.	L.V.	QB Derek Carr	11,887

PASSING TOUCHDOWNS, NFL, SINCE 2020

Rank	Team	Player	Passing Touchdowns
1.	G.B.	QB Aaron Rodgers	107
2.	K.C.	QB Patrick Mahomes	105
3.	T.B.	QB Tom Brady	99
4.	Buf.	QB Josh Allen	98
5.	LAC	QB Justin Herbert	89
6.	Min.	QB Kirk Cousins	86

COMBINED TOUCHDOWNS, NFL, SINCE 2020

Rank	Team	Player	Combined Touchdowns
1.	Buf.	QB Josh Allen	117
2.	G.B.	QB Aaron Rodgers	113
3.	K.C.	QB Patrick Mahomes	111
4.	T.B.	QB Tom Brady	104
5.	LAC	QB Justin Herbert	97
6.	Min.	QB Kirk Cousins	90

JUSTIN HERBERT

AMONG THE GAME'S BEST

Justin Herbert is among the NFL leaders in 2022 in completions, passing yards and passing touchdowns.

PASSING COMPLETIONS, NFL, 2022

Rank	Team	Player	Completions
1.	T.B.	QB Tom Brady	347
2.	LAC	QB Justin Herbert	340
3.	K.C.	QB Patrick Mahomes	308
4.	Cin.	QB Joe Burrow	304
5.	Ind.	QB Matt Ryan	290
	Min.	QB Kirk Cousins	290

PASSING YARDS, NFL, 2022

Rank	Team	Player	Passing Yards
1.	K.C.	QB Patrick Mahomes	3,808
2.	Cin.	QB Joe Burrow	3,446
3.	Buf.	QB Josh Allen	3,406
4.	LAC	QB Justin Herbert	3,339
5.	T.B.	QB Tom Brady	3,332
6.	Sea.	QB Geno Smith	3,169

PASSING TOUCHDOWNS, NFL, 2022

Rank	Team	Player	Passing Touchdowns
1.	K.C.	QB Patrick Mahomes	30
2.	Buf.	QB Josh Allen	25
	Cin.	QB Joe Burrow	25
4.	G.B.	QB Aaron Rodgers	22
	Sea.	QB Geno Smith	22
6.	Mia.	QB Tua Tagovailoa	21
7.	LAC	QB Justin Herbert	20
	L.V.	QB Derek Carr	20
	Phi.	QB Jalen Hurts	20
10.	Det.	QB Jared Goff	19

HERBERT MOVES THE CHAINS

Over the last four weeks, Justin Herbert has converted all six attempts to move the chains on third-and-one or shorter. He leads the NFL over that span.

THIRD-AND-ONE RUSHING CONV. PCT., NFL, WEEKS 10-13, 2022

Rank	Team	Player	Att.	1st Downs	Pct.
1.	LAC	QB Justin Herbert	6	6	100.0
	Buf.	RB Devin Singletary	5	5	100.0
	Ari.	RB James Conner	4	4	100.0
	Dal.	RB Ezekiel Elliott	4	4	100.0
	Pit.	FB Derek Watt	4	4	100.0

THIRD-AND-ONE RUSHING CONV., NFL, WEEKS 10-13, 2022

Rank	Team	Player	Att.	1st Downs
1.	LAC	QB Justin Herbert	6	6
2.	Buf.	RB Devin Singletary	5	5
	Was.	RB Brian Robinson	7	5
4.	—	Four Other Players	—	4

CLOSING OUT WINS

Justin Herbert has been clutch late in games dating back to his rookie season. In his career, Herbert has engineered 12 game-winning drives in the fourth quarter or overtime.

His 12 game-winning drives since the beginning of the 2020 season rank third in the NFL, while his nine over the last two years ranks tied for No. 2 in the league.

JUSTIN HERBERT'S CAREER GAME-WINNING DRIVES

Game	Drive Length	Game-Winning Score
Dec. 13, 2020 vs. Atl.	6 plays, 49 yds (0:31)	Badgley 43-yd FG
Dec. 17, 2020 at L.V.	5 plays, 75 yds (1:49)	Herbert 1-yd TD run*
Dec. 27, 2020 vs. Den.	7 plays, 56 yds (2:01)	Badgley 37-yd FG
Sept. 12, 2021 at Was.	3 plays, 3 yds (0:45)	M.Williams 3-yd TD rec.
Sept. 26, 2021 at K.C.	8 plays, 59 yds (1:10)	M.Williams 4-yd TD rec.
Oct. 10, 2021 vs. Cle.	5 plays, 48 yds (0:31)	Ekeler 3-yd TD run
Nov. 7, 2021 at Phi.	15 plays, 64 yds (6:05)	Hopkins 29-yd FG
Nov. 21, 2021 vs. Pit.	3 plays, 75 yds (1:15)	M.Williams 53-yd TD rec.
Oct. 9, 2022 at Cle.	13 plays, 66 yds (6:26)	Bertolet 27-yd FG
Oct. 17, 2022 vs. Den.	4 plays, 7 yds (2:08)	Hopkins 39-yd FG*
Nov. 6, 2022 at Atl.	3 plays, 24 yds (0:34)	Dicker 37-yd FG
Nov. 27, 2022 at Ari.	7 plays, 38 yds (1:33)	Ekeler 1-yd TD rec.

*Game-winning drive was in overtime

GAMES-WINNING DRIVES IN FOURTH QUARTER OR OVERTIME, NFL, SINCE 2020

Rank	Team	Player	Game-Winning Drives
1.	L.V.	QB Derek Carr	14
2.	Min.	QB Kirk Cousins	13
3.	LAC	QB Justin Herbert	12
4.	Pit.	QB Ben Roethlisberger	11
	T.B.	QB Tom Brady	11

GAMES-WINNING DRIVES IN FOURTH QUARTER OR OVERTIME, NFL, SINCE 2021

Rank	Team/s	Player	Game-Winning Drives
1.	Min.	QB Kirk Cousins	10
2.	LAC	QB Justin Herbert	9
	L.V.	QB Derek Carr	9
4.	Atl./Ind.	QB Matt Ryan	8
	T.B.	QB Tom Brady	8

Herbert posted a game-winning drive in the fourth quarter or overtime of three-straight games in 2020, becoming just the third rookie to do so since the 1970 NFL-AFL merger. The two others — Ben Roethlisberger (2004) and Vince Young (2006) — also won Offensive Rookie of the Year honors from *The Associated Press*.

ROOKIE QUARTERBACKS WITH THREE CONSECUTIVE GAME-WINNING DRIVES, SINCE 1970

Season	Team	Quarterback	Consecutive Games
2020	LAC	Justin Herbert*	3 (Dec. 13 — Dec. 27)
2006	Ten.	Vince Young*	3 (Nov. 26 — Dec. 10)
2004	Pit.	Ben Roethlisberger*	3 (Dec. 5 — Dec. 18)

*Won AP Offensive Rookie of the Year

JUSTIN HERBERT



CAPTAIN COMEBACK

Justin Herbert has led the Bolts to 10 career come-from-behind victories in the fourth quarter or overtime, including four this year.

HERBERT'S FOURTH QUARTER/OVERTIME COMEBACK WINS

Date	Opponent	4Q/OT Deficit	Result
Dec. 17, 2020	at Las Vegas	24-27 (OT)	W, 30-27 (OT)
Sept. 12, 2021	at Washington	13-16	W, 20-16
Sept. 26, 2021	at Kansas City	21-24	W, 30-24
Oct. 10, 2021	vs. Cleveland	35-42	W, 47-42
Nov. 7, 2021	at Philadelphia	16-17	W, 27-24
Nov. 21, 2021	vs. Pittsburgh	34-37	W, 37-34
Oct. 9, 2022	at Cleveland	27-28	W, 30-28
Oct. 17, 2022	vs. Denver	13-16	W, 19-16 (OT)
Nov. 6, 2022	at Atlanta	14-17	W, 20-17
Nov. 27, 2022	at Arizona	17-24	W, 25-24

Herbert's 10 career come-from-behind wins in the fourth quarter or overtime are the second-most ever within the first three seasons of a career. His 10 comeback wins are tied for the most in NFL since he entered the professional ranks in 2020.

FOURTH QUARTER/OVERTIME COMEBACK WINS, FIRST THREE SEASONS NFL HISTORY

Rank	Team	Player	4Q/OT Comeback Wins
1.	Oak.	QB Derek Carr	12
2.	LAC	QB Justin Herbert	10
3.	Ari.	QB Jake Plummer	9
	Den.	QB John Elway*	9
	Ind.	QB Peyton Manning*	9
	StL	QB Marc Bulger	9
	T.B.	QB Doug Williams	9
	Was.	QB Jay Schroeder	9

*Pro Football Hall of Famer

FOURTH QUARTER/OVERTIME COMEBACK WINS, NFL, SINCE 2020

Rank	Team/s	Player	4Q/OT Comeback Wins
1.	LAC	QB Justin Herbert	10
	Min.	QB Kirk Cousins	10
	Pit.	QB Ben Roethlisberger	10
4.	L.V.	QB Derek Carr	9
5.	—	Four Other Players	8

TOUCHDOWN MACHINE

After setting the all-time rookie record with 31 touchdown passes in 2020, **Justin Herbert** threw 38 passing scores in 2021. He is the only player in history to have 30 or more in each of his first two seasons, while his 69 touchdown passes were each the most in NFL history through the first two seasons of a career.

Herbert now has 89 career passing scores, the second-most through a player's first three seasons. He is one of four players in history to eclipse 80 touchdown passes within the first 40 games of a career and has a chance to become the youngest player in history to reach 100 career passing touchdowns.

TOUCHDOWN PASSES, FIRST THREE SEASONS, NFL HISTORY

Rank	Team	Player	Passing Touchdowns
1.	Mia.	QB Dan Marino*	98
2.	LAC	QB Justin Herbert	89
3.	Ind.	QB Andrew Luck	86
4.	Ind.	QB Peyton Manning*	85
5.	Oak.	QB Derek Carr	81

TOUCHDOWN PASSES, FIRST 40 CAREER GAMES, NFL HISTORY

Rank	Team	Player	Passing Touchdowns
1.	K.C.	QB Patrick Mahomes	101
2.	Mia.	QB Dan Marino*	90
3.	StL	QB Kurt Warner*	86
4.	LAC	QB Justin Herbert	82
5.	Det.	QB Matthew Stafford	74

YOUNGEST PLAYERS TO REACH 100 CAREER PASSING TOUCHDOWNS, NFL HISTORY

Rank	Team	Player	Age (Years-Days)
1.	Mia.	QB Dan Marino*	24-357
2.	K.C.	QB Patrick Mahomes	25-52
3.	Hou.	QB Deshaun Watson	25-104
4.	Buf.	QB Josh Allen	25-219
5.	Ind.	QB Peyton Manning*	25-232
—	LAC	QB Justin Herbert	24-276 [^]

[^]Age as of Dec. 11, 2022

*Pro Football Hall of Famer

COMPLETING AT A HIGH RATE

In Week 12, **Justin Herbert** completed 74.5 percent of his passes (35-of-47), the highest completion percentage this year by an AFC quarterback with at least 45 attempts. He has two of the top five completion percentage performances this season among players with 45 attempts.

PASSING COMPLETION PERCENTAGE, SINGLE GAME, MINIMUM 45 ATTEMPTS, NFL, 2022

Rk.	Team	Game	Player	Comp. Pct.
1.	T.B.	Oct. 2, 2022 vs. K.C.	QB Tom Brady	75.0
2.	LAC	Nov. 27, 2022 at Ari.	QB Justin Herbert	74.5
3.	Ind.	Oct. 16, 2022 vs. Jax.	QB Matt Ryan	72.4
4.	Mia.	Sept. 18, 2022 at Bal.	QB Tua Tagovailoa	72.0
5.	LAC	Sept. 15, 2022 at K.C.	QB Justin Herbert	68.8

JUSTIN HERBERT

DUAL-THREAT QUARTERBACK

Justin Herbert set the record for combined touchdowns as a rookie (36) and through a player's first two seasons (77). His 97 combined touchdowns are the third-most in history through the first three seasons of a career.

In Week 9, he tied Hall of Fame QB Dan Marino as the second-fastest players to reach 90 combined touchdowns, each doing so in their 40th career game. Herbert needs three combined scores to be among the fastest to reach 100 in history.

COMBINED TOUCHDOWNS, FIRST THREE SEASONS, NFL HISTORY

Rank	Team	Player	Combined Touchdowns
1.	Mia.	QB Dan Marino*	100
2.	Ind.	QB Andrew Luck	98
3.	LAC	QB Justin Herbert	97
4.	Buf.	QB Josh Allen	92
	Car.	QB Cam Newton	92

FEWEST GAMES TO 100 COMBINED TOUCHDOWNS, NFL HISTORY

Rank	Team	Player	Games
1.	K.C.	QB Patrick Mahomes	39
2.	Mia.	QB Dan Marino*	43
3.	Hou.	QB Deshaun Watson	45
4.	StL	QB Kurt Warner*	46
—	LAC	QB Justin Herbert	44

**Pro Football Hall of Famer*

CONSISTENCY COUNTS

In Week 12, **Justin Herbert** posted his 10th career game with three-plus touchdown passes and zero interceptions, the most by any player in history through the first three seasons of a career. He also has seven career games with multiple passing touchdowns and a rushing score, tying for the third-most by a player through their first three professional seasons.

MOST GAMES WITH THREE PASSING TOUCHDOWNS AND ZERO INTERCEPTIONS, FIRST THREE SEASONS, NFL HISTORY

Rank	Team	Player	Games
1.	LAC	QB Justin Herbert	10
2.	K.C.	QB Patrick Mahomes	9
3.	LAR	QB Jared Goff	8
	Oak.	QB Derek Carr	8

MOST GAMES WITH MULTIPLE PASSING TDs AND A RUSHING TD, FIRST THREE SEASONS, NFL HISTORY

Rank	Team	Player	Games
1.	Car.	QB Cam Newton	10
2.	Ari.	QB Kyler Murray	9
3.	LAC	QB Justin Herbert	7
	Buf.	QB Josh Allen	7
	Dal.	QB Dak Prescott	7

BIG-TIME PERFORMER

After he set rookie records in 2020 with eight 300-yard games and six three-touchdown performances, **Justin Herbert** continues to put up big-time performances.

Herbert has topped 300 passing yards 20 times in his career, surpassing Andrew Luck for the most by a player through their first three seasons in NFL history. The 20 games with 300-plus passing yards are already tied for the fifth-most through a player's first four pro seasons in NFL history.

MOST GAMES WITH 300-PLUS PASSING YARDS, FIRST THREE SEASONS, NFL HISTORY

Rank	Team	Player	Games
1.	LAC	QB Justin Herbert	20
2.	Ind.	QB Andrew Luck	19
3.	K.C.	QB Patrick Mahomes	17
	StL	QB Kurt Warner*	17
5.	Mia.	QB Dan Marino*	16

MOST GAMES WITH 300-PLUS PASSING YARDS, FIRST FOUR SEASONS, NFL HISTORY

Rank	Team	Player	Games
1.	K.C.	QB Patrick Mahomes	26
	StL	QB Kurt Warner*	26
3.	Mia.	QB Dan Marino*	22
4.	Ind.	QB Andrew Luck	21
5.	LAC	QB Justin Herbert [^]	20
	Hou.	QB Deshaun Watson	20

**Pro Football Hall of Famer*

[^]In third professional season

The third-year passer has also thrown for at least three touchdowns in 16 career games, ranking No. 2 over a player's first three seasons. Herbert has thrown multiple touchdown passes in 28 career games, including six this season. His 28 games with multiple passing scores are tied for the second-most by a player through their first three professional seasons.

MOST GAMES WITH THREE-PLUS PASSING TOUCHDOWNS, FIRST THREE SEASONS, NFL HISTORY

Rank	Team	Player	Games
1.	Mia.	QB Dan Marino*	18
2.	LAC	QB Justin Herbert	16
3.	K.C.	QB Patrick Mahomes	15
4.	Ind.	QB Peyton Manning*	13
	StL	QB Kurt Warner*	13

MOST GAMES WITH MULTIPLE PASSING TOUCHDOWNS, FIRST THREE SEASONS, NFL HISTORY

Rank	Team	Player	Games
1.	Mia.	QB Dan Marino*	32
2.	LAC	QB Justin Herbert	28
	Ind.	QB Andrew Luck	28
4.	Ind.	QB Peyton Manning*	26
5.	Oak.	QB Derek Carr	25

**Pro Football Hall of Famer*

JUSTIN HERBERT

COMPLETING RECORDS

After setting the rookie completions record in 2020, **Justin Herbert** has now completed 1,179 career passes, the most in NFL history through a player's first three seasons. His 839 completions through last year were already the most by a player through their first two seasons in NFL history.

COMPLETIONS, FIRST THREE SEASONS, NFL HISTORY

Rank	Team	Player	Completions
1.	LAC	QB Justin Herbert	1,179
2.	Ind.	QB Andrew Luck	1,062
3.	Ari.	QB Kyler Murray	1,057
4.	L.V.	QB Derek Carr	1,055
5.	Mia.	QB Ryan Tannehill	1,029

Herbert reached 1,000 completions in his 38th career game, setting the record for the fastest to do so in NFL history. He eclipsed that mark at 24 days, 221 days old, tying QB Drew Bledsoe as the second-youngest player to hit that mark.

FEWEST GAMES TO 1,000 COMPLETIONS, NFL HISTORY

Rank	Team	Player	Games
1.	LAC	QB Justin Herbert	38
2.	Det.	QB Matthew Stafford	41
3.	K.C.	QB Patrick Mahomes	42

YOUNGEST PLAYERS TO 1,000 COMPLETIONS, NFL HISTORY

Rank	Team	Player	Age (Years-Days)
1.	Ari.	QB Kyler Murray	24-140
2.	LAC	QB Justin Herbert	24-221
	N.E.	QB Drew Bledsoe	24-221
4.	Jax.	QB Blake Bortles	24-248
5.	Ind.	QB Peyton Manning	24-275

LEGGING IT OUT

In the team's *Sunday Night Football* victory over Pittsburgh in Week 11 of the 2021 season, **Justin Herbert** threw for 382 yards and ran for 90 yards, becoming the only player to ever top 350 yards passing and 90 yards rushing in a single game. He was the fifth player ever to run for 90 yards and pass for 300 in the same game.

QUARTERBACKS WITH 300 PASSING YARDS AND 90 RUSHING YARDS, SINGLE GAME, NFL HISTORY

Season (Wk)	Team	Quarterback	Pass Yds	Rush Yds
2022 (2)	Bal.	Lamar Jackson	318	119
2021 (14)	Buf.	Josh Allen	308	109
2021 (11)	LAC	Justin Herbert	382	90
2015 (15)	Car.	Cam Newton	340	100
2014 (7)	Sea.	Russell Wilson	313	106
2011 (5)	Phi.	Mike Vick	315	90
1989 (15)	Phi.	Randall Cunningham	306	92

TARGET ACQUIRED

Justin Herbert has thrown touchdowns to 15 players, including 13 with multiple scores. He's most frequently thrown touchdowns to **WR Mike Williams**, who has caught 17 scores from Herbert. The first passing score of his career went to **WR Jalen Guyton**, who also caught the first touchdown of his career on the play.

HERBERT'S CAREER TOUCHDOWN PASSES BY RECEIVER

Receiver	Touchdown Passes
WR Mike Williams	17
WR Keenan Allen	16
RB Austin Ekeler	15
WR Joshua Palmer	7
WR Jalen Guyton	6
TE Donald Parham Jr.	6
TE Jared Cook	4
TE Hunter Henry	4
WR DeAndre Carter	3
WR Tyron Johnson	3
TE Gerald Everett	2
FB Zander Horvath	2
FB Gabe Nabers	2
TE Stephen Anderson	1
TE Virgil Green	1
Total (15 Receivers)	89



JUSTIN HERBERT IN PRIMETIME

A PRIME-TIME PRODIGY

Since entering the NFL, **Justin Herbert** has made 10 starts in primetime, leading the Bolts to wins on each of the regularly-slated prime-time games — *Thursday Night Football*, *Sunday Night Football* and *Monday Night Football*.

He has been one of the best quarterbacks under the lights since entering the NFL in 2020, with his 95.3 passer rating in prime-time games ranking No. 4 in the NFL over the last three seasons with 300 prime-time passing attempts.

PRIME-TIME PASSER RATING, MIN. 300 ATT., SINCE 2020

Rank	Team/s	Player	Passer Rating
1.	G.B.	QB Aaron Rodgers	121.9
2.	Buf.	QB Josh Allen	109.0
3.	K.C.	QB Patrick Mahomes	102.1
4.	LAC	QB Justin Herbert	95.3
5.	Sea./Den.	QB Russell Wilson	93.4

THURSDAY NIGHT FOOTBALL

As a rookie in 2020, **Justin Herbert** recorded his first career comeback win in the fourth quarter or overtime in Week 15 at Las Vegas, leading the Bolts to a 30-27 overtime victory. He finished the game with 314 passing yards and two touchdowns on 22-of-32 passing (68.8 pct.) for a 121.1 passer rating. Herbert added a rushing touchdown in overtime to secure the victory.

At 22 years, 282 days old, Herbert became the second-youngest player to mount a come-from-behind win in the fourth quarter or overtime of a Thursday night game in NFL history.

YOUNGEST QUARTERBACKS TO LEAD A COME-FROM-BEHIND WIN IN FOURTH QUARTER OR OVERTIME, THURSDAY NIGHT GAMES, NFL HISTORY

Rk.	Team	Game	Player	Age (Yrs-Days)
1.	S.F.	Dec. 14, 2006 at Sea.	QB Alex Smith	22-221
2.	LAC	Dec. 17, 2020 at L.V.	QB Justin Herbert	22-282
3.	Dal.	Dec. 1, 2016 at Min.	QB Dak Prescott	23-125

SUNDAY NIGHT FOOTBALL

Justin Herbert has appeared in four career games on *Sunday Night Football*, totaling 1,241 passing yards and nine touchdowns with four interceptions on 108-of-170 passing (63.5 pct.) for a 93.3 passer rating.

Herbert made his first career appearance on *Sunday Night Football* in Week 11 of the 2021 against Pittsburgh, throwing for 382 yards and three touchdowns with an interception on 31-of-40 passing (73.2 pct.) for a 116.1 passer rating. He added 90 rushing yards to become the first player ever to have at least 350 yards passing and 90 yards rushing in a single game.

His 116.1 passer rating was the best in a quarterback's first career start on *SNF* with at least 40 passing attempts since the program began in 2006. It was also the best passer rating by a quarterback ever in their first career start in Sunday night game (min. 40 att.).

PASSER RATING, FIRST CAREER START IN A SUNDAY NIGHT GAME, MINIMUM 40 ATTEMPTS, NFL HISTORY

Rk.	Team	Game	Player	Passer Rtg.
1.	LAC	Nov. 21, 2021 vs. Pit.	QB Justin Herbert	116.1
2.	Ari.	Oct. 4, 2005 vs. S.F.	QB Josh McCown	109.4
3.	StL	Nov. 18, 2001 at N.E.	QB Kurt Warner	105.4

MONDAY NIGHT FOOTBALL

In a pair of *Monday Night Football* appearances, **Justin Herbert** has thrown for 724 yards and seven scores with an interception on 82-of-129 passing (63.6 pct.) for a 93.3 passer rating.

In 2020, Herbert tossed four touchdown passes on *Monday Night Football*, setting the program's single-game rookie passing touchdown record. He added three touchdowns in the lone Monday night contest in 2021, making him one of four players with seven or more touchdown passes in their first two starts on *MNF* since the program began in 1970.

JUSTIN HERBERT

DIAL IT UP DEEP

Justin Herbert has been one of the NFL's top deep passers since entering the NFL in 2020, leading the league with 31 completions of 40-plus yards over that span. His six completions this season of at least 40 yards is tied for No. 9 in the NFL.

Herbert also leads the NFL over the last three years with six completions of 50-plus air yards and 16 of 40-plus air yards.

COMPLETIONS OF 40-PLUS YARDS, NFL, SINCE 2020

Rank	Team/s	Player	Completions
1.	LAC	QB Justin Herbert	31
2.	L.V.	QB Derek Carr	30
	Det./LAR	QB Matthew Stafford	30
	Ten.	QB Ryan Tannehill	30
5.	K.C.	QB Patrick Mahomes	29

COMPLETIONS OF 50-PLUS AIR YARDS, NFL, SINCE 2020

Rank	Team/s	Player	Completions
1.	LAC	QB Justin Herbert	6
2.	Sea./Den.	QB Russell Wilson	5
3.	Det./LAR	QB Matthew Stafford	4
	Phi./Ind./Was.	QB Carson Wentz	4
5.	Buf.	QB Josh Allen	3

COMPLETIONS OF 40-PLUS AIR YARDS, NFL, SINCE 2020

Rank	Team/s	Player	Completions
1.	LAC	QB Justin Herbert	16
	Sea./Den.	QB Russell Wilson	16
3.	Det./LAR	QB Matthew Stafford	15
4.	L.V.	QB Derek Carr	13
5.	Ari.	QB Kyler Murray	11
	G.B.	QB Aaron Rodgers	11

The third-year passer is tied for the league lead with three touchdowns of at least 70 yards over the last three years. Herbert ranks tied for third in the NFL since 2020 with eight passing scores of at least 50 yards and is tied for No. 5 with 12 touchdowns of 40-plus yards.

PASSING TOUCHDOWNS OF 70-PLUS YARDS, NFL, SINCE 2020

Rank	Team/s	Player	Passing TDs
1.	LAC	QB Justin Herbert	3
	Cle./Car.	QB Baker Mayfield	3
	Cin.	QB Joe Burrow	3
	G.B.	QB Aaron Rodgers	3
	Det./LAR	QB Matthew Stafford	3

PASSING TOUCHDOWNS OF 40-PLUS YARDS, NFL, SINCE 2020

Rank	Team/s	Player	Passing TDs
1.	Cin.	QB Joe Burrow	16
2.	K.C.	QB Patrick Mahomes	13
	L.V.	QB Derek Carr	13
	Sea./Den.	QB Russell Wilson	13
5.	LAC	QB Justin Herbert	12
	Det./LAR	QB Matthew Stafford	12

THREADING THE NEEDLE ON THIRD DOWN

In his 44 career starts, **Justin Herbert** has been the one of the best passers in the NFL at moving the chains on third down. He has completed 281 passes on 453 attempts (62.0 pct.) for 3,382 yards and 30 touchdowns with 13 interceptions (95.0 passer rating). Herbert's 281 completions lead the NFL, while his 3,382 passing yards rank second on third down since 2020.

Herbert tied for the league lead with 14 touchdown passes on third down in 2020, good for the most by a rookie in the last 40 seasons. He added 13 touchdowns in 2021 and three this year, giving him 30 third-down passing scores since entering the professional ranks, which ranks third over that span.

Herbert's 95.0 passer rating on third down ranks eighth in the NFL and No. 4 in the AFC over the last three years among players with at least 300 passing attempts on third down.

THIRD DOWN COMPLETIONS, NFL, SINCE 2020

Rank	Team/s	Player	Completions
1.	LAC	QB Justin Herbert	281
2.	T.B.	QB Tom Brady	274
3.	Atl./Ind.	QB Matt Ryan	267
4.	Min.	QB Kirk Cousins	248
5.	K.C.	QB Patrick Mahomes	243

THIRD DOWN PASSING YARDS, NFL, SINCE 2020

Rank	Team/s	Player	Passing Yards
1.	K.C.	QB Patrick Mahomes	3,578
2.	LAC	QB Justin Herbert	3,382
3.	L.V.	QB Derek Carr	3,252
4.	G.B.	QB Aaron Rodgers	3,162
5.	Det./LAR	QB Matthew Stafford	3,046

THIRD DOWN PASSING TOUCHDOWNS, NFL, SINCE 2020

Rank	Team	Player	Passing Touchdowns
1.	T.B.	QB Tom Brady	37
2.	K.C.	QB Patrick Mahomes	33
3.	LAC	QB Justin Herbert	30
4.	Buf.	QB Josh Allen	29
	G.B.	QB Aaron Rodgers	29
	Min.	QB Kirk Cousins	29

Herbert leads the NFL with 204 passing first downs on third down over the past three seasons. He threw for 12 third-down conversions in 2021's Week 1 win at Washington, the most passing first downs in a single game on third down since Andrew Luck did so in 2012. Herbert sported a league-leading 79 passing first downs on third down in 2021.

THIRD DOWN PASSING FIRST DOWNS, NFL, SINCE 2020

Rank	Team/s	Player	Passing First Downs
1.	LAC	QB Justin Herbert	204
2.	K.C.	QB Patrick Mahomes	198
3.	T.B.	QB Tom Brady	186
4.	Atl./Ind.	QB Matt Ryan	179
5.	Buf.	QB Josh Allen	174

JUSTIN HERBERT

A ROOKIE CAMPAIGN FOR THE AGES

AWARDS

- *The Associated Press* Offensive Rookie of the Year
- *Professional Football Writers of America* Rookie of the Year
- PFWA Offensive Rookie of the Year
- PFWA All-Rookie Selection
- NFL Offensive Rookie of the Month (October)
- NFL Offensive Rookie of the Month (November)
- FedEx NFL Air Player of the Week — Week 11 vs. NYJ (fan vote)
- Voted by fans as the Pepsi Zero Sugar Rookie of the Year
- Nine-time Pepsi Zero Sugar Rookie of the Week (voted by fans)

RECORDS AT THE TIME

- Most passing touchdowns by a rookie quarterback ever (31).
- Most combined touchdowns by a rookie in NFL history (36).
- Most consecutive games by a rookie quarterback with multiple passing touchdowns in NFL history (seven).
- Most performances by a rookie quarterback with 300-plus passing yards in NFL history (eight).
- Most performances by a rookie quarterback with three-plus touchdowns in NFL history (six).
- Most games by a rookie quarterback with multiple touchdown passes in NFL history (10).
- Most completions ever by a rookie quarterback (396).
- Youngest player ever to throw 30 touchdowns in a single season, doing so at 22 years, 299 days old.
- Tied for the longest streak of game-winning drives (three games) in the fourth quarter or overtime by a rookie quarterback in the Super Bowl era (since 1966).
- Recorded the first win in pro football history by a rookie quarterback while posting 300 passing yards, three touchdown passes, a rushing score and no interceptions.
- Most passing touchdowns by a rookie quarterback in a game (four) and a half (three) in *Monday Night Football* history.
- Tied for the longest streak of games with three-plus touchdown passes by a rookie quarterback in NFL history (four).
- Tied for the most 300-yard passing performances in a player's first two career games (two).
- Became the first player since at least 1970 to register over 1,500 passing yards and a 100-plus passer rating through the first five games of a career.
- Set marks for the most passing attempts, completions, passing yards and touchdown passes by a rookie quarterback in Chargers history.
- Recorded the most single-game rushing yards by a quarterback in team annals (66 in Week 7 vs. Jax.).

ACCOMPLISHMENTS AND OTHER NOTES AT THE TIME

- Ranked second among rookie quarterbacks in NFL history with 4,336 passing yards on the season.
- Joined Patrick Mahomes as the only players in history to eclipse 4,000 passing yards in the first 14 starts of a career.
- Became the second player in NFL history to top 250 passing yards in each of the first seven games of a career (Mahomes).
- Threw a touchdown pass in each of his first 10 games played, the second-longest streak to open a career in NFL history.
- Threw for 277 yards in the first half of Week 11, the most by any rookie quarterback in a first half over the last 40 seasons.
- Became the third quarterback in NFL history to have 300 passing yards and a rushing score in a debut.
- Threw for the fourth-most passing yards in a debut since 1970.
- Became the first quarterback to throw a touchdown and run for a score in the first half of a debut since 1954.

OFFENSIVE ROOKIE OF THE YEAR

Justin Herbert earned widespread recognition as the Offensive Rookie of the Year, including as the 10th quarterback in history to win the honor from *The Associated Press*. Herbert was also selected by *Professional Football Writers of America* as Rookie of the Year and Offensive Rookie of the Year — becoming the second and seventh quarterback to win those awards, respectively. He is the first player in history to be recognized with all three honors.

QUARTERBACKS TO WIN AP OFFENSIVE ROOKIE OF THE YEAR

Season	Team	Player	Combined TDs
2020	LAC	Justin Herbert	36
2019	Ari.	Kyler Murray	24
2016	Dal.	Dak Prescott	29
2012	Was.	Robert Griffin III	27
2011	Car.	Cam Newton	35
2010	StL	Sam Bradford	19
2008	Atl.	Matt Ryan	17
2006	Ten.	Vince Young	19
2004	Pit.	Ben Roethlisberger	18
1970	Buf.	Dennis Shaw	10

HOT OUT OF THE GATE

Justin Herbert kicked off his career with a pair of historic streaks. As a rookie, he tossed a touchdown pass in each of the first 10 games of his career, just one less than the all-time record. Herbert's streak of games with 250-plus passing yards to start a career ended at seven contests, ranking second in NFL history.

PLAYERS WITH A PASSING TOUCHDOWN, CONSECUTIVE GAMES TO START CAREER, NFL HISTORY

Rank	Team	Player	Consecutive Games
1.	Was.	QB Mark Rypien	11
2.	LAC	QB Justin Herbert	10
3.	Den.	QB Jay Cutler	9

PLAYERS WITH 250 PASSING YARDS, CONSECUTIVE GAMES TO START CAREER, NFL HISTORY

Rank	Team	Player	Consecutive Games
1.	K.C.	QB Patrick Mahomes	10
2.	LAC	QB Justin Herbert	7
3.	—	Seven Other Players	2

Herbert threw 31 touchdowns in 2020, eclipsing 30 in the season finale. At 22 years, 299 days of age that day, he became the youngest player in history to register 30 touchdown passes in a single season, besting a mark set by Ravens QB Lamar Jackson.

YOUNGEST PLAYERS TO THROW 30 TOUCHDOWN PASSES, SINGLE SEASON, NFL HISTORY

Rank	Season	Team	Player	Age (Years-Days)
1.	2020	LAC	QB Justin Herbert	22-299
2.	2019	Bal.	QB Lamar Jackson	22-339

JUSTIN HERBERT

A BIG-TIME ROOKIE

In 2020, **Justin Herbert** posted the most passing touchdowns (31) and combined scores (36) by a rookie quarterback in NFL history.

He also registered a rookie-record six games with three-plus touchdowns. Four of those games were in a row, joining Deshaun Watson as the only rookie quarterbacks in NFL history with three or more consecutive games of three-plus touchdown passes.

Herbert had a seven-game streak with multiple touchdown passes, good for the longest by a rookie quarterback in NFL history and tied for the third-best in team history. He finished the year with a rookie-record 10 multi-touchdown games.

PASSING TOUCHDOWNS, ROOKIE QBs, NFL HISTORY

Rank	Season	Team	Player	Passing TDs
1.	2020	LAC	Justin Herbert	31
2.	2018	Cle.	Baker Mayfield	27
3.	2012	Sea.	Russell Wilson	26
	1998	Ind.	Peyton Manning	26

COMBINED TOUCHDOWNS, ROOKIE QBs, NFL HISTORY

Rank	Season	Team	Player	Combined TDs
1.	2020	LAC	Justin Herbert	36
2.	2011	Car.	Cam Newton	35
3.	2012	Sea.	Russell Wilson	30

MOST GAMES WITH MULTIPLE PASSING TOUCHDOWNS, ROOKIE QUARTERBACKS, NFL HISTORY

Rank	Season	Team	Player	Games
1.	2020	LAC	Justin Herbert	10
2.	2018	Cle.	Baker Mayfield	9

With 4,336 passing yards, Herbert recorded the second-most passing yards in NFL history among rookie quarterbacks. Herbert completed 396 passes and tossed for 300-plus yards in eight games, the most by a rookie quarterback in history.

PASSING YARDS, ROOKIE QUARTERBACKS, NFL HISTORY

Rank	Season	Team	Player	Passing Yards
1.	2012	Ind.	Andrew Luck	4,374
2.	2020	LAC	Justin Herbert	4,336
3.	2011	Car.	Cam Newton	4,051
4.	2015	T.B.	Jameis Winston	4,042

MOST GAMES WITH 300-PLUS PASSING YARDS, ROOKIE QUARTERBACKS, NFL HISTORY

Rank	Season	Team	Player	Games
1.	2020	LAC	Justin Herbert	8
2.	2012	Ind.	Andrew Luck	6

COMPLETIONS, ROOKIE QUARTERBACKS, NFL HISTORY

Rank	Season	Team	Player	Completions
1.	2020	LAC	Justin Herbert	396
2.	2016	Phi.	Carson Wentz	379
3.	2021	Jax.	Trevor Lawrence	359

EFFICIENCY AT ITS FINEST

With a 98.3 passer rating in 2020, **Justin Herbert** had the No. 5 rating by a rookie quarterback in NFL history (min. 200 att.). Herbert's 289.1 passing yards per game ranked No. 1 in NFL history among rookie QBs with at least 200 passing attempts.

PASSER RATING, ROOKIE QBs, MIN. 200 ATT., NFL HISTORY

Rank	Season	Team	Player	Passer Rating
1.	2016	Dal.	Dak Prescott*	104.9
2.	2017	Hou.	Deshaun Watson	103.0
3.	2012	Was.	Robert Griffin III*	102.4
4.	2012	Sea.	Russell Wilson	100.0
5.	2020	LAC	Justin Herbert*	98.3
6.	2004	Pit.	Ben Roethlisberger*	98.1
7.	1983	Mia.	Dan Marino	96.0

PASSING YARDS/GAME, ROOKIE QBs, MIN. 200 ATT., NFL HISTORY

Rank	Season	Team	Player	Passing Yds/Game
1.	2020	LAC	Justin Herbert*	289.1
2.	2012	Ind.	Andrew Luck	273.4
3.	2020	Cin.	Joe Burrow	268.8
4.	2018	Cle.	Baker Mayfield	266.1
5.	2011	Car.	Cam Newton*	253.2

*Won AP Offensive Rookie of the Year



AUSTIN EKELER



KEEPING SCORE

After tying for an NFL-best 20 scrimmage touchdowns last year, **Austin Ekeler** has reached the end zone 12 times in 2022, ranking tied for No. 2 in the NFL.

SCRIMMAGE TOUCHDOWNS, NFL, 2022

Rank	Team	Player	Scrimmage TDs
1.	Det.	RB Jamaal Williams	14
2.	LAC	RB Austin Ekeler	12
	Cle.	RB Nick Chubb	12
	K.C.	TE Travis Kelce	12
	L.V.	WR Davante Adams	12
6.	—	Four Other Players	10

Ekeler leads the NFL with 32 scrimmage touchdowns over the last two seasons, including a league-best 10 in the fourth quarter. Ekeler's 196 points scored in that time are the most among non-kickers since the start of the 2021 season.

SCRIMMAGE TOUCHDOWNS, NFL, SINCE 2021

Rank	Team	Player	Scrimmage TDs
1.	LAC	RB Austin Ekeler	32
2.	Cin.	RB Joe Mixon	24
	Ind.	RB Jonathan Taylor	24
4.	—	Three Other Players	23

TOTAL TOUCHDOWNS, FOURTH QUARTER, NFL, SINCE 2021

Rank	Team/s	Player	Total Touchdowns
1.	LAC	RB Austin Ekeler	10
2.	Ari.	RB James Conner	8
3.	LAC	WR Mike Williams	7
	Cle.	RB Nick Chubb	7
	K.C./Mia.	WR Tyreek Hill	7
6.	—	10 Other Players	6

POINTS SCORED, NON-KICKERS, NFL, SINCE 2021

Rank	Team	Player	Points Scored
1.	LAC	RB Austin Ekeler	196
2.	Cin.	RB Joe Mixon	144
	Ind.	RB Jonathan Taylor	144
4.	LAR	WR Cooper Kupp	140
5.	—	Two Other Players	138

HAULING IN PASSES

With 85 receptions this season, **Austin Ekeler** leads all NFL running backs and ranks fourth among all players in the NFL and No. 3 in the AFC. His 85 catches are the most by a running back in NFL history through a team's first 12 games of a season.

RECEPTIONS, NFL, 2022

Rank	Team	Player	Receptions
1.	Mia.	WR Tyreek Hill	96
2.	Buf.	WR Stefon Diggs	91
3.	Min.	WR Justin Jefferson	88
4.	LAC	RB Austin Ekeler	85
5.	L.V.	WR Davante Adams	79

RECEPTIONS, TEAM'S FIRST 12 GAMES OF A SEASON, RUNNING BACKS, NFL HISTORY

Rank	Season	Team	Player	Receptions
1.	2022	LAC	RB Austin Ekeler	85
2.	2018	Car.	RB Christian McCaffrey	80
3.	2014	Chi.	RB Matt Forte	78
4.	2019	Car.	RB Christian McCaffrey**	75
5.	2018	N.E.	RB James White	74
	2018	NYG	RB Saquon Barkley*	74

RECEPTIONS, TEAM'S FIRST 13 GAMES OF A SEASON, RUNNING BACKS, NFL HISTORY

Rank	Season	Team	Player	Receptions
1.	2019	Car.	RB Christian McCaffrey**	86
	2018	Car.	RB Christian McCaffrey	86
	2014	Chi.	RB Matt Forte	86
4.	2022	LAC	RB Austin Ekeler^	85
5.	2006	StL	RB Steven Jackson*	82
	1996	Ari.	RB Larry Centers**	82
7.	2006	N.O.	RB Reggie Bush	79

*Pro Bowl Selection

**Associated Press First-Team All-Pro

^Team has played 12 games in 2022 season

Ekeler has posted three games of 10-plus catches this season, including back-to-back in Weeks 6 and 7, becoming the sixth running back in NFL history to post consecutive games with at least 10 catches. Ekeler's seven career games of 10 or more catches ranks No. 2 in NFL history.

MOST GAMES WITH 10-PLUS RECEPTIONS, RUNNING BACKS, NFL HISTORY

Rank	Team/s	Player	Games
1.	Panthers/49ers	RB Christian McCaffrey	11
2.	Chargers	RB Austin Ekeler	7
3.	Chargers	RB LaDainian Tomlinson	6
	Ari./Was./Buf./N.E.	RB Larry Centers	6
5.	Saints	RB Alvin Kamara	5
	T.B./Was./Det.	RB James Wilder	5
	49ers/Raiders/Vikings	RB Roger Craig	5

AUSTIN EKELER

HANDS TEAM

Austin Ekeler has solidified himself as one of the most dynamic receiving backs in the NFL. His 29 receiving touchdowns rank No. 6 among running backs in the Super Bowl era (since 1966) are tied for the most by a running back with a single team over that span.

CAREER RECEIVING TOUCHDOWNS, RUNNING BACKS, NFL, SUPER BOWL ERA

Rank	Team/s	Player	Receiving TDs
1.	Ind./StL	Marshall Faulk*	36
2.	S.D./N.O./Phi.	Darren Sproles	32
3.	Phi./Mia./N.E./NYJ	Keith Byars	31
4.	Phi./S.F.	Brian Westbrook	30
	S.D./Cin./T.B./Cle.	James Brooks	30
6.	LAC	Austin Ekeler	29
7.	Ari./Was./Buf./N.E.	Larry Centers	28

RECEIVING TOUCHDOWNS WITH A SINGLE TEAM, RUNNING BACKS, NFL, SUPER BOWL ERA

Rank	Team	Player	Receiving TDs
1.	Chargers	Austin Ekeler	29
	Eagles	Brian Westbrook	29
3.	Rams	Marshall Faulk*	27
	Bengals	James Brooks	27
	Giants	Joe Morrison	27

*Pro Football Hall of Famer

The Western State Colorado product has totaled 29 career touchdown catches, which are the most receiving scores by a running back through their first six and seven seasons in the Super Bowl era (since 1966).

RECEIVING TOUCHDOWNS THROUGH FIRST SIX SEASONS, RUNNING BACKS, NFL, SUPER BOWL ERA

Rank	Team	Player	Receiving TDs
1.	LAC	Austin Ekeler	29
2.	N.E.	James White	24
3.	Min.	Chuck Foreman	23
	Phi.	Brian Westbrook	23
5.	N.O.	Alvin Kamara	22

RECEIVING TOUCHDOWNS THROUGH FIRST SEVEN SEASONS, RUNNING BACKS, NFL, SUPER BOWL ERA

Rank	Team/s	Player	Receiving TDs
1.	LAC	Austin Ekeler [^]	29
2.	Phi.	Brian Westbrook	28
3.	N.E.	James White	25
4.	Min.	Chuck Foreman	23
5.	Ind./StL	Marshall Faulk*	22
	N.O.	Alvin Kamara [^]	22

*Pro Football Hall of Famer

[^]In sixth professional season



AN OLD HEAD ON YOUNG SHOULDERS

With a touchdown grab on a 14-yard catch-and-run in Week 4, Austin Ekeler became the youngest running back in the common draft era (since 1967) to reach 25 career touchdown catches, reaching that mark at 27 years, 138 days old. Ekeler is a touchdown catch shy of reaching 30 for his career. He has a chance to again be the youngest to reach that mark since 1960.

YOUNGEST RUNNING BACKS TO REACH 30 CAREER RECEIVING TOUCHDOWNS, NFL, SINCE 1960

Rank	Team/s	Player	Age (Years-Days)
1.	Ind./StL	Marshall Faulk*	28-294
2.	NYG	Joe Morrison	30-62
3.	Hou.**/Oak./K.C.	Billy Cannon	30-81
4.	Phi./S.F.	Brian Westbrook	31-101
5.	S.D./Cin./T.B./Cle.	James Brooks	32-359
6.	S.D./N.O./Phi.	Darren Sproles	33-174

— **LAC** **Austin Ekeler** **27-208**[^]

[^]Age as of Dec. 11, 2022

*Pro Football Hall of Famer

**Houston Oilers

HIT ON ALL SIX

Austin Ekeler has seven touchdown runs and five touchdown catches on the season. He's one scoring grab shy of becoming the fourth player ever to have consecutive seasons with six touchdown runs and six touchdown receptions.

CONSECUTIVE SEASONS WITH SIX TOUCHDOWN RUNS AND SIX TOUCHDOWN RECEPTIONS, NFL HISTORY

Rank	Team	Player	No. of Seasons
1.	StL	RB Marshall Faulk*	2 (2000-01)
	Min.	RB Chuck Foreman	2 (1974-75)
	Hou. [^]	RB Billy Cannon	2 (1961-62)

— **LAC** **RB Austin Ekeler** **1 (2021)**

*Pro Football Hall of Famer

[^]Houston Oilers

AUSTIN EKELER



YAC ATTACK

Austin Ekeler leads the NFL this season with 659 yards after catch. In his breakout year in 2019, he led the conference with 940 yards after catch and ranks No. 1 in the NFL since the start of that season with 2,700 yards after catch.

YARDS AFTER CATCH, NFL, 2022

Rank	Team/s	Player	Yards After Catch
1.	LAC	RB Austin Ekeler	659
2.	Car./S.F.	RB Christian McCaffrey	544
3.	K.C.	TE Travis Kelce	468
4.	Min.	WR Justin Jefferson	453
5.	S.F.	WR Deebo Samuel	432

YARDS AFTER CATCH, NFL, SINCE 2019

Rank	Team	Player	Yards After Catch
1.	LAC	RB Austin Ekeler	2,700
2.	LAR	WR Cooper Kupp	2,331
3.	N.O.	RB Alvin Kamara	2,125
4.	S.F.	WR Deebo Samuel	2,071
5.	K.C.	TE Travis Kelce	2,029

A CAREER DAY IN CLEVELAND

Austin Ekeler recorded 199 yards from scrimmage (173 rushing, 26 receiving) in the Week 5 win at Cleveland, the fourth-most in a single game in the NFL this season. His career-high 173 rushing yards also ranks No. 4 in the league in a single game in 2022.

SCRIMMAGE YARDS, SINGLE GAME, NFL, 2022

Rk.	Team	Player	Game	Scrimmage Yds
1.	L.V.	RB Josh Jacobs	Nov. 27, 2022 at Sea.	303
2.	Ten.	RB Derrick Henry	Oct. 30, 2022 at Hou.	228
3.	Cin.	RB Joe Mixon	Nov. 6, 2022 vs. Car.	211
4.	LAC	RB Austin Ekeler	Oct. 9, 2022 at Cle.	199
5.	NYJ	RB Breece Hall	Oct. 9, 2022 vs. Mia.	197

RUSHING YARDS, SINGLE GAME, NFL, 2022

Rk.	Team	Player	Game	Rushing Yds
1.	L.V.	RB Josh Jacobs	Nov. 27, 2022 at Sea.	229
2.	Ten.	RB Derrick Henry	Oct. 30, 2022 at Hou.	219
3.	Chi.	QB Justin Fields	Nov. 6, 2022 vs. Mia.	178
4.	LAC	RB Austin Ekeler	Oct. 9, 2022 at Cle.	173
5.	Sea.	RB K.Walker III	Oct. 23, 2022 at LAC	167

DUAL-THREAT RUNNING BACK

Austin Ekeler registered his first three-touchdown game in Week 1 of 2019, helping the Bolts defeat Indianapolis in overtime. With his three-touchdown game in Week 4 at Houston, Ekeler's four career games with at least three scrimmage scores ranks tied for No. 2 in the NFL since the start of the 2019 season.

MOST GAMES WITH THREE-PLUS SCRIMMAGE TOUCHDOWNS, NFL, SINCE 2019

Rank	Team/s	Player	Games
1.	Ten.	RB Derrick Henry	5
2.	LAC	RB Austin Ekeler	4
	GB	RB Aaron Jones	4
4.	Min./Buf.	WR Stefon Diggs	3
	N.O.	RB Alvin Kamara	3

The dual-threat back now has 10 career games with a rushing and receiving touchdown, tied for the most since he entered the NFL in 2017 and tied for No. 5 in NFL history. His 10 career games with a rushing and receiving score are the most ever by an undrafted player and the most in Chargers history.

Ekeler's four games this season with a rushing and receiving touchdown lead the NFL and are tied for the second-most in a single season in NFL history. He is the only player ever to have multiple seasons with at least four performances with a rushing and receiving touchdown.

MOST GAMES WITH A RUSHING TOUCHDOWN AND RECEIVING TOUCHDOWN, NFL HISTORY

Rank	Team/s	Player	Games
1.	Ind./StL	RB Marshall Faulk*	15
2.	Phi./S.F.	RB Brian Westbrook	12
	BalC^	RB Lenny Moore*	12
4.	Cle.	RB Jim Brown*	11
5.	LAC	RB Austin Ekeler	10
	Car./S.F.	RB Christian McCaffrey	10
	N.O.	RB Alvin Kamara	10

*Pro Football Hall of Famer

^Baltimore Colts

GAMES WITH A RUSHING TOUCHDOWN AND RECEIVING TOUCHDOWN, SINGLE SEASON, NFL HISTORY

Rk.	Season	Team	Player	Games
1.	1975	Minnesota Vikings	RB Chuck Foreman**†	5
2.	2022	L.A. Chargers	RB Austin Ekeler	4
	2021	L.A. Chargers	RB Austin Ekeler	4
	2019	Carolina Panthers	RB Christian McCaffrey**†	4
	2008	Philadelphia Eagles	RB Brian Westbrook	4
	2000	St. Louis Rams	RB Marshall Faulk**†	4
	1981	Cincinnati Bengals	RB Pete Johnson*	4
	1979	Pittsburgh Steelers	RB Sidney Thornton	4
	1975	Buffalo Bills	RB O.J. Simpson**†	4
	1962	Dallas Texans	RB Abner Haynes^	4

**Pro Bowl Selection

†Associated Press First-Team All-Pro

^AFL All-Star Selection and Associated Press First-Team All-AFL

AUSTIN EKELER

END ZONE EKELER

Austin Ekeler is one of just eight players in NFL history to record at least 25 rushing touchdowns and 25 receiving touchdowns in a career. He joins Hall of Famer Lenny Moore as the only players to accomplish that feat within the first six seasons of a career.

PLAYERS WITH 25 RUSHING TOUCHDOWNS AND 25 RECEIVING TOUCHDOWNS, NFL HISTORY

Seasons	Player	Rush TDs	Rec. TDs
2017-Present	RB Austin Ekeler	28	29
2002-10	RB Brian Westbrook	41	30
1994-2005	RB Marshall Faulk*	100	36
1981-92	RB James Brooks	49	30
1959-68	RB Timmy Brown	31	26
1958-68	RB John David Crow	38	35
1956-67	RB Lenny Moore*	63	48
1952-64	RB Frank Gifford*	34	43

*Pro Football Hall of Famer

CRAZY EIGHTS

In 2021, Ekeler registered the sixth season in NFL history with at least eight rushing scores and eight touchdown catches. He's the only AFC player ever to do so. It was Ekeler's second career season with eight-plus touchdown catches, joining Hall of Fame RB Marshall Faulk (2000 and '01) as the only running backs in the last 50 years to post multiple seasons of eight-plus touchdown grabs.

PLAYERS WITH EIGHT RUSHING TOUCHDOWNS AND EIGHT TOUCHDOWN CATCHES, SINGLE SEASON, NFL HISTORY

Season	Team	Player	Rush TDs	Rec. TDs
2021	LAC	RB Austin Ekeler	12	8
2001	StL	RB Marshall Faulk**	12	9
2000	StL	RB Marshall Faulk**	18	8
1975	Min.	RB Chuck Foreman**	13	9
1966	Dal.	RB Dan Reeves	8	8
1949	NYG	RB Gene Roberts	9	8

*Pro Bowl Selection

**Associated Press First-Team All-Pro

MOST SEASONS WITH EIGHT-PLUS RECEIVING TOUCHDOWNS, RUNNING BACKS, NFL HISTORY

Rank	Team/s	Player	Seasons
1.	Chargers	RB Austin Ekeler	2 (2019, '21)
	Rams	RB Marshall Faulk*	2 (2000-01)
	Oilers/Raiders	RB Billy Cannon	2 (1961, '67)
	Colts	RB Lenny Moore*	2 (1960-61)

*Pro Football Hall of Famer

FINDING PAYDIRT IN OCTOBER

With eight touchdowns (five rushing, three receiving), **Austin Ekeler** led all NFL players in scrimmage touchdowns during the month of October. The eight scores were the most in a single October since 2018 and tied for the second-most in the past 15 years, trailing only Todd Gurley (nine in 2018).

SCRIMMAGE TOUCHDOWNS, NFL, OCTOBER, 2022

Rank	Team	Player	Scrimmage TDs
1.	LAC	RB Austin Ekeler	8
2.	Cle.	RB Nick Chubb	6
	L.V.	RB Josh Jacobs	6
4.	K.C.	TE Travis Kelce	5
	N.O.	QB Taysom Hill	5
	Sea.	RB Kenneth Walker III	5
	T.B.	RB Leonard Fournette	5
	Ten.	RB Derrick Henry	5

SCRIMMAGE TOUCHDOWNS, NFL, SINGLE OCTOBERS, SINCE 2007

Rank	Season	Team	Player	Scrimmage TDs
1.	2018	LAR	RB Todd Gurley*	9
2.	2022	LAC	RB Austin Ekeler	8
	2014	Hou.	RB Arian Foster	8
4.	2021	Ind.	RB Jonathan Taylor*	7
	2021	Ten.	RB Derrick Henry	7
	2019	G.B.	RB Aaron Jones	7
	2018	K.C.	RB Kareem Hunt	7
	2017	Dal.	RB Ezekiel Elliott	7
	2017	Hou.	WR Will Fuller V	7
	2011	Min.	RB Adrian Peterson	7
	2010	Det.	WR Calvin Johnson	7

*Won AFC or NFC Offensive Player of the Month for October

Ekeler recorded three games in October 2022 with a rushing touchdown and receiving touchdown, tying for the most such performances in any single month in NFL history. He also registered two games with a rushing and receiving score in October 2021 and September 2019.

MOST GAMES WITH A RUSHING TOUCHDOWN AND RECEIVING TOUCHDOWN, SINGLE MONTHS, NFL HISTORY

Rk.	Season	Team	Player	Month	Games
1.	2022	LAC	RB Austin Ekeler	October	3
	2006	StL	RB Steven Jackson	December	3
	1981	Cin.	RB Pete Johnson	November	3
4.	2021	LAC	RB Austin Ekeler	October	2
	2021	LAR	RB Darrell Henderson	October	2
	2019	LAC	RB Austin Ekeler	September	2
	2019	Car.	RB Christian McCaffrey	November	2
	2019	Car.	RB Christian McCaffrey	October	2
—	—	—	69 Other Occurrences	—	2

AUSTIN EKELER

SETTING UNDRAFTED RECORDS

Austin Ekeler reached 50 career touchdowns in the Week 5 win at Cleveland, becoming the fourth undrafted running back to do so in the common draft era (since 1967).

He has now registered five-straight seasons with at least 900 scrimmage yards, tying Clem Daniels for the longest streak in NFL history by an undrafted running back.

CAREER TOUCHDOWNS, UNDRAFTED RUNNING BACKS, COMMON DRAFT ERA

Rank	Team/s	Player	Touchdowns
1.	Bal./K.C.	RB Priest Holmes	94
2.	Hou./Mia.	RB Arian Foster	68
3.	T.B./N.E./Pit./Phi./Det.	RB LeGarrette Blount	58
4.	LAC	RB Austin Ekeler	57
5.	S.D./Car./Buf.	RB Mike Tolbert	46

CONSECUTIVE SEASONS WITH 900-PLUS SCRIMMAGE YARDS, UNDRAFTED RUNNING BACKS, NFL HISTORY

Rank	Team/s	Player	No. of Seasons
1.	LAC	RB Austin Ekeler	5 (2018-Present)
	Oak.	RB Clem Daniels	5 (1962-66)
3.	K.C.	RB Priest Holmes	4 (2001-04)
	Buf./Den.	RB Cookie Gilchrist	4 (1962-65)
5.	—	Five Other Players	3

Ekeler, the best receiving undrafted running back in the last 50 years, needs three catches to pass Kimble Anders (369) for the most by an undrafted running back in the common draft era. He already is the record-holder for receiving scores (29) and receiving yards (3,290) by an undrafted running back over that span.

CAREER RECEPTIONS, UNDRAFTED RUNNING BACKS, COMMON DRAFT ERA

Rank	Team/s	Player	Receptions
1.	K.C.	RB Kimble Anders	369
2.	LAC	RB Austin Ekeler	367
3.	Buf./Sea.	RB Fred Jackson	354
4.	Bal./K.C.	RB Priest Holmes	339

EKELER REACHES 50 TOUCHDOWNS

Austin Ekeler is the second running back in Chargers history to score 50 touchdowns with the team. He is two scores away from moving to No. 4 on the team's all-time touchdowns list.

CAREER TOUCHDOWNS, CHARGERS HISTORY

Rank	Seasons	Player	Touchdowns
1.	2001-09	RB LaDainian Tomlinson*	153
2.	2003-18	TE Antonio Gates	116
3.	1962-70	FL Lance Alworth*	83
4.	1966-76	WR Gary Garrison	58
5.	2017-Present	RB Austin Ekeler	57
6.	2013-Present	WR Keenan Allen	51

*Pro Football Hall of Famer

SIGNED, SEALED, DELIVERED



In Week 5 of the 2021 season, **Austin Ekeler** hauled in a receiving score and ran in two others in the fourth quarter to seal the victory over Cleveland. He became the first player in over a decade and just the fifth since at least 1991 to have three scrimmage touchdowns in a single fourth quarter.

PLAYERS WITH THREE-PLUS SCRIMMAGE TOUCHDOWNS IN A SINGLE FOURTH QUARTER, NFL, SINCE 1991

Season	Week	Team	Player	Scrimmage TDs
2021	5	LAC	RB Austin Ekeler	3
2009	8	Hou.	RB Ryan Moats	3
2008	12	Atl.	RB Michael Turner	3
2002	1	K.C.	RB Priest Holmes	3
1991	16	S.D.	RB Rod Bernstine	3

100 MILES AND RUNNIN'

In the team's 45-10 win over Jacksonville in 2019, **Austin Ekeler** recorded the 35th 100-yard rushing and 100-yard receiving performance in league annals on just 12 offensive touches — the fewest in a 100/100 performance in NFL history.

Ekeler's effort was the fourth such performance by an undrafted running back in the common draft era (since 1967) and the third in team history (second by a Charger in the regular season.)

PLAYERS WITH 100 RUSHING YDS AND 100 RECEIVING YDS, SINGLE GAME, MAX. 15 TOUCHES, NFL HISTORY

Season	Team	Player	Rush Yds	Rec. Yds	Touches
2019	LAC	Austin Ekeler	101	112	12
1986	Dal.	Herschel Walker	122	170	15
1954	ChiC*	Ollie Matson	115	161	15

*Chicago Cardinals

PLAYERS WITH 100 RUSHING YARDS AND 100 RECEIVING YARDS, SINGLE GAME, CHARGERS HISTORY

Season	Player	Rush Att	Rush Yds	Rec.	Rec. Yds
2019	Austin Ekeler	8	101	4	112
1985	Lionel James	12	127	5	118
1963	Keith Lincoln*	13	206	7	123

*Only postseason 100/100 performance in pro football history

KEENAN ALLEN



A FIVE-YEAR SPAN FOR THE AGES



Keenan Allen topped 95 receptions in each season from 2017-21, becoming the second player in NFL history to do so in five-straight years. Over that span, Allen was selected to five Pro Bowls, leading the NFL in receptions and ranked fifth in receiving yards. He is one of 10 players in history to top 500 receptions over any five-year span.

AMONG THE LEAGUE LEADERS

Since the start of the 2017 season, **Keenan Allen** ranks No. 4 in the NFL with 531 catches. He's also registered 6,226 receiving yards, good for eighth in the league over that span.

RECEPTIONS, NFL, SINCE 2017

Rank	Team/s	Player	Receptions
1.	G.B./L.V.	WR Davante Adams	585
2.	K.C.	TE Travis Kelce	557
3.	Min./Buf.	WR Stefon Diggs	550
4.	LAC	WR Keenan Allen	531
5.	Hou./Ari.	WR DeAndre Hopkins	521

RECEIVING YARDS, NFL, SINCE 2017

Rank	Team/s	Player	Receiving Yards
1.	K.C./Mia.	WR Tyreek Hill	7,416
2.	G.B./L.V.	WR Davante Adams	7,371
3.	K.C.	TE Travis Kelce	7,112
4.	Min./Buf.	WR Stefon Diggs	6,962
5.	Hou./Ari.	WR DeAndre Hopkins	6,668
6.	T.B.	WR Mike Evans	6,484
7.	LAR	WR Cooper Kupp	6,329
8.	LAC	WR Keenan Allen	6,226
9.	Atl./Ten./T.B.	WR Julio Jones	5,966

Allen's 34 touchdown grabs since 2017 rank tied for No. 3 in the AFC.

RECEIVING TOUCHDOWNS, AFC, SINCE 2017

Rank	Team/s	Player	Receiving TDs
1.	K.C.	TE Travis Kelce	55
	K.C./Mia.	WR Tyreek Hill	55
3.	LAC	WR Keenan Allen	34
	Bal.	TE Mark Andrews	34
5.	Hou.	WR DeAndre Hopkins	31
6.	LAC	RB Austin Ekeler	29
	LAC	WR Mike Williams	29
8.	Buf.	WR Stefon Diggs	28
	Pit./K.C.	WR JuJu Smith-Schuster	28
10.	Cin.	WR Tyler Boyd	27

CONSECUTIVE SEASONS WITH 95-PLUS RECEPTIONS, NFL HISTORY

Rank	Team/s	Player	No. of Seasons
1.	Pit.	WR Antonio Brown	6 (2013-18)
2.	LAC	WR Keenan Allen	5 (2017-21)
3.	Hou./Ari.	WR DeAndre Hopkins	4 (2017-20)
	Ind.	WR Marvin Harrison*	4 (1999-2002)
	S.F.	WR Jerry Rice*	4 (1993-96)

**Pro Football Hall of Famer*

PLAYERS WITH 500 CATCHES IN A FIVE-YEAR SPAN, NFL HISTORY

Seasons	Team/s	Player	Receptions
2018-22	G.B./L.V.	WR Davante Adams	511
2017-21	LAC	WR Keenan Allen	509
	G.B.	WR Davante Adams	506
2016-20	N.O.	WR Michael Thomas	510
	Hou./Ari.	WR DeAndre Hopkins	508
2015-19	Atl.	WR Julio Jones	519
	Hou.	WR DeAndre Hopkins	504
2014-18	Pit.	WR Antonio Brown	576
	Atl.	WR Julio Jones	524
2013-17	Pit.	WR Antonio Brown	582
2012-16	Pit.	WR Antonio Brown	547
2011-15	Pit.	WR Antonio Brown	510
2009-13	N.E./Den.	WR Wes Welker	522
2008-12	N.E.	WR Wes Welker	560
2007-11	N.E.	WR Wes Welker	554
2002-06	Ind.	WR Marvin Harrison	500
2001-05	Ind.	WR Marvin Harrison	514
2000-04	Ind.	WR Marvin Harrison	534
1999-2003	Ind.	WR Marvin Harrison	563
1998-2002	Ind.	WR Marvin Harrison	528
1994-98	Min.	WR Cris Carter	507
1993-97	Min.	WR Cris Carter	515
1992-96	S.F.	WR Jerry Rice	524

KEENAN ALLEN

THE TOP TARGET

In 2020, **Keenan Allen** made team history with a record-setting 16 catches in the Bolts' Week 11 win and also set an NFL record by registering his sixth career game of 13-plus receptions. Allen also became the fifth player ever with multiple games of 15 or more catches.

Allen caught 12 passes for 104 yards in the Week 9 win at Philadelphia in 2021, marking his record-setting ninth career performance with at least 12 receptions and 100 receiving yards.

MOST GAMES WITH 13-PLUS RECEPTIONS, NFL HISTORY

Rank	Team	Player	Games
1.	LAC	WR Keenan Allen	6
2.	N.E.	WR Wes Welker	5
	Pit.	WR Antonio Brown	5

MOST GAMES WITH 15-PLUS RECEPTIONS, NFL HISTORY

Rank	Team	Player	Games
1.	LAC	WR Keenan Allen	2
	Dal.	TE Jason Witten	2
	Den.	WR Brandon Marshall	2
	N.E.	WR Wes Welker	2
	Pit.	WR Antonio Brown	2

MOST GAMES WITH 12-PLUS RECEPTIONS AND 100-PLUS RECEIVING YARDS, NFL HISTORY

Rank	Team	Player	Games
1.	LAC	WR Keenan Allen	9
2.	Ind.	WR Marvin Harrison	8
	N.E.	WR Wes Welker	8

TRIPLE-THREAT

From Weeks 11-13 in 2017, **Keenan Allen** became the first player in NFL history to post three-consecutive games with 10-plus receptions, 100-plus receiving yards and a touchdown catch.

KEENAN ALLEN'S RECEIVING STATS, WEEK 11-13, 2017

Week	Date	Opp.	Rec.	Yds	Avg.	Lg	TD
11	Nov. 19, 2017	vs. Buf.	12	159	13.3	29	2
12	Nov. 23, 2017	at Dal.	11	172	15.6	42t	1
13	Dec. 3, 2017	vs. Cle.	10	105	10.5	26	1

Allen capped off the season with an interception in the road finale at the New York Jets. The pick made him the first player in NFL history to have 90-plus catches and an interception in the same season. Allen also joined Hall of Famers Don Hutson (1942) and Randy Moss (2009) as the third player in league annals to register 1,000-plus receiving yards and an interception in the same season.

PLAYERS WITH 1,000 RECEIVING YARDS AND AN INT, SINGLE SEASON, NFL HISTORY

Season	Team	Player	Rec.	Rec. Yds	INTs
2017	LAC	WR Keenan Allen	102	1,393	1
2009	N.E.	WR Randy Moss*	83	1,264	1
1942	G.B.	E Don Hutson*	74	1,211	7

*Pro Football Hall of Famer

THIRD-DOWN PHENOM

Since the beginning of his historic span, **Keenan Allen** has also been the NFL's top receiver on third down, totaling 153 catches for 2,069 yards and moving the chains on 127 of those receptions — leading the NFL in receptions and receiving first downs, while ranking No. 3 in receiving yards over that span. He ranks tied for sixth since 2017 with 14 touchdown grabs on third down.

THIRD DOWN RECEPTIONS, NFL, SINCE 2017

Rank	Team/s	Player	Receptions
1.	LAC	WR Keenan Allen	153
2.	LAR	WR Cooper Kupp	142
3.	G.B./L.V.	WR Davante Adams	141
4.	K.C.	TE Travis Kelce	126
	K.C./Mia.	WR Tyreek Hill	126

THIRD DOWN RECEIVING YARDS, NFL, SINCE 2017

Rank	Team/s	Player	Receiving Yards
1.	LAR	WR Cooper Kupp	2,180
2.	G.B./L.V.	WR Davante Adams	2,078
3.	LAC	WR Keenan Allen	2,069
4.	K.C./Mia.	WR Tyreek Hill	2,000
5.	K.C.	TE Travis Kelce	1,738

RECEIVING FIRST DOWNS, THIRD DOWN, NFL, SINCE 2017

Rank	Team/s	Player	Rec. First Downs
1.	LAC	WR Keenan Allen	127
2.	LAR	WR Cooper Kupp	113
3.	G.B./L.V.	WR Davante Adams	110
4.	K.C.	TE Travis Kelce	107
5.	K.C./Mia.	WR Tyreek Hill	105

RECEIVING TOUCHDOWNS, THIRD DOWN, NFL, SINCE 2017

Rank	Team/s	Player	Receiving TDs
1.	LAR	WR Cooper Kupp	18
	K.C./Mia.	WR Tyreek Hill	18
	Hou./Ari.	WR DeAndre Hopkins	18
4.	G.B./L.V.	WR Davante Adams	17
5.	Min./Buf.	WR Stefon Diggs	15
6.	LAC	WR Keenan Allen	14
	T.B.	WR Mike Evans	14
8.	Pit./K.C.	WR JuJu Smith-Schuster	13
	Sea.	WR Tyler Lockett	13
10.	Det./Jax.	WR Marvin Jones Jr.	12
	K.C.	TE Travis Kelce	12

KEENAN ALLEN

A HISTORIC TRACK RECORD

Keenan Allen has a chance to be among the fastest players to reach 800 career receptions in NFL history.

FEWEST GAMES TO 800 RECEPTIONS, NFL HISTORY

Rank	Team/s	Player	Games
1.	Pit.	WR Antonio Brown	126
2.	Atl.	WR Julio Jones	127
3.	Ind.	WR Marvin Harrison	131
4.	Hou.	WR Andre Johnson	137
5.	Den./Mia./Chi./NYJ	WR Brandon Marshall	140
—	LAC	WR Keenan Allen	121

In Week 12 last year, Allen eclipsed 700 career receptions, doing so in his 111th game to tie Antonio Brown for the fastest player to reach that mark in NFL history. Allen also tied Brown as the fastest player in league annals to reach 600 career catches (96 games) by hauling in a team-record 16 receptions in 2020's Week 11 win against the New York Jets.

FEWEST GAMES TO 700 RECEPTIONS, NFL HISTORY

Rank	Team	Player	Games
1.	LAC	WR Keenan Allen	111
	Pit.	WR Antonio Brown	111
3.	Atl.	WR Julio Jones	112
4.	Ind.	WR Marvin Harrison	114

FEWEST GAMES TO 600 RECEPTIONS, NFL HISTORY

Rank	Team/s	Player	Games
1.	LAC	WR Keenan Allen	96
	Pit.	WR Antonio Brown	96
3.	Atl.	WR Julio Jones	97
4.	Ari./Bal.	WR Anquan Boldin	98

Allen caught nine passes in his 99th career game in 2020's Week 14 win against Atlanta, setting an all-time record for the most catches through the first 100 games of a career. Allen added a catch in the 100th game of his career to add to his record-setting mark.

RECEPTIONS, FIRST 100 CAREER GAMES, NFL HISTORY

Rank	Team/s	Player	Receptions
1.	LAC	WR Keenan Allen	624
2.	Pit.	WR Antonio Brown	622
3.	Atl.	WR Julio Jones	619
4.	Ari./Bal.	WR Anquan Boldin	614
5.	Ind.	WR Marvin Harrison	591

KEENAN KEEPS CLIMBING

Keenan Allen is among the elite pass catchers in franchise history. His 752 career receptions are the most ever by a Bolts wide receiver and rank No. 2 in franchise history. Allen ranks fourth in receiving yards (8,843), No. 4 in touchdown catches (50) and sixth in total touchdowns (51) in Chargers history.

Allen has 14 career games with 10-plus catches, the most ever by any Charger, while his 31 100-yard receiving games ranks No. 2.

CAREER RECEPTIONS, CHARGERS HISTORY

Rank	Seasons	Player	Receptions
1.	2003-18	TE Antonio Gates	955
2.	2013-Present	WR Keenan Allen	752
3.	1976-86	WR Charlie Joiner*	586
4.	1979-87	TE Kellen Winslow*	541
5.	2001-09	RB LaDainian Tomlinson*	530
6.	1962-70	FL Lance Alworth*	493

CAREER RECEIVING YARDS, CHARGERS HISTORY

Rank	Seasons	Player	Receiving Yards
1.	2003-18	TE Antonio Gates	11,841
2.	1962-70	FL Lance Alworth*	9,584
3.	1976-86	WR Charlie Joiner*	9,203
4.	2013-Present	WR Keenan Allen	8,843
5.	1966-76	WR Gary Garrison	7,533

CAREER RECEIVING TOUCHDOWNS, CHARGERS HISTORY

Rank	Seasons	Player	Receiving TDs
1.	2003-18	TE Antonio Gates	116
2.	1962-70	FL Lance Alworth*	81
3.	1966-76	WR Gary Garrison	58
4.	2013-Present	WR Keenan Allen	50
5.	1976-86	WR Charlie Joiner*	47

CAREER TOUCHDOWNS, CHARGERS HISTORY

Rank	Seasons	Player	Touchdowns
1.	2001-09	RB LaDainian Tomlinson*	153
2.	2003-18	TE Antonio Gates	116
3.	1962-70	FL Lance Alworth*	83
4.	1966-76	WR Gary Garrison	58
5.	2017-Present	RB Austin Ekeler	56
6.	2013-Present	WR Keenan Allen	51
7.	2015-19	RB Melvin Gordon III	47
	1976-86	WR Charlie Joiner*	47

GAMES WITH 100-PLUS RECEIVING YDS, CHARGERS HISTORY

Rank	Seasons	Player	Games
1.	1962-70	FL Lance Alworth*	41
2.	2013-Present	WR Keenan Allen	31
3.	1979-87	TE Kellen Winslow*	24
4.	1976-86	WR Charlie Joiner*	23
	1966-76	WR Gary Garrison	23

*Pro Football Hall of Famer

MIKE WILLIAMS



CLUTCH SCORING GRABS

Since entering the NFL in 2017, **Mike Williams** has recorded a league-leading seven go-ahead scores in the fourth quarter or overtime.

GO-AHEAD TOUCHDOWNS IN FOURTH QUARTER OR OVERTIME, NFL, SINCE 2017

Rank	Team/s	Player	Go-Ahead TDs
1.	LAC	WR Mike Williams	7
	G.B./L.V.	WR Davante Adams	7
	L.V.	RB Josh Jacobs	7
3.	K.C.	TE Travis Kelce	6
	LAC/Den.	RB Melvin Gordon III	6
	LAR	WR Cooper Kupp	6
	NYG	RB Saquon Barkley	6

Williams hauled in seven touchdowns from **QB Justin Herbert** in the fourth quarter or overtime in 2021 — five were go-ahead scores and another was a game-tying touchdown.

His five go-ahead touchdowns in the fourth quarter or overtime set a single-season NFL record, while his six game-tying or go-ahead scores in the fourth quarter or overtime were also an all-time best in a season.

GO-AHEAD TOUCHDOWNS IN FOURTH QUARTER OR OVERTIME, SINGLE SEASON, NFL HISTORY

Rank	Season	Team	Player	Go-Ahead TDs
1.	2021	LAC	WR Mike Williams	5
2.	2021	LAR	WR Cooper Kupp**	4
	2014	Min.	RB Matt Asiata	4
	2012	Atl.	RB Michael Turner	4
	1989	G.B.	WR Sterling Sharpe**	4
	1985	Hou.^	RB Mike Rozier	4
	1985	S.F.	RB Roger Craig*	4
	1979	StL	RB Ottis Anderson**	4

^Houston Oilers

GAME-TYING OR GO-AHEAD TOUCHDOWNS IN FOURTH QUARTER OR OVERTIME, SINGLE SEASON, NFL HISTORY

Rank	Season	Team	Player	Go-Ahead TDs
1.	2021	LAC	WR Mike Williams	6
2.	1989	G.B.	WR Sterling Sharpe**	5
3.	—	—	15 Other Players	4

**Pro Bowl Selection*

†Associated Press First-Team All-Pro

STREAK OF BIG ROAD PERFORMANCES

Mike Williams is currently on a streak of five consecutive road games with 100-plus receiving yards. It's tied for the fifth-longest streak of road games in NFL history. Williams is one of two AFC players (former Cincinnati WR Chad Johnson) ever to have five-straight road games with 100-plus receiving yards.

CONSECUTIVE ROAD GAMES WITH 100-PLUS RECEIVING YARDS, NFL HISTORY

Rk.	Player	Dates	Consec. Games
1.	WR Calvin Johnson	Nov. 4, 2012-Sept. 22, 2013	6
	WR Jerry Rice	Nov. 12, 1995-Oct. 6, 1996	6
	WR Michael Irvin	Sept. 4, 1995-Nov. 19, 1995	6
	WR Jerry Rice	Oct. 14, 1990-Dec. 30, 1990	6
5.	WR Mike Williams	Dec. 5, 2021-Present	5
	WR Steve Smith	Sept. 25, 2005-Nov. 20, 2005	5
	WR Mushin Muhammad	Oct. 31, 2004-Dec. 26, 2004	5
	WR Chad Johnson	Nov. 10, 2002-Sept. 14, 2003	5
9.	20 Other Streaks		4

BIG-PLAY MIKE WILLIAMS

Mike Williams led the AFC and tied for an NFL-high nine receptions of 40-plus yards in 2021. Over the last two seasons, his 10 catches of at least 40 yards rank tied for No. 3 in the league. Since his breakout year in his second pro season in 2018, Williams' 22 catches of 40 or more yards rank third in the NFL.

RECEPTIONS OF 40-PLUS YARDS, NFL, SINCE 2021

Rank	Team/s	Player	40-Yard Receptions
1.	LAR	WR Cooper Kupp	11
	Cin.	WR Ja'Marr Chase	11
3.	LAC	WR Mike Williams	10
	Min.	WR Justin Jefferson	10
	S.F.	WR Deebo Samuel	10
6.	Buf.	WR Stefon Diggs	9
	G.B./L.V.	WR Davante Adams	9

RECEPTIONS OF 40-PLUS YARDS, NFL, SINCE 2018

Rank	Team	Player	40-Yard Receptions
1.	K.C./Mia.	WR Tyreek Hill	27
2.	Min./Buf.	WR Stefon Diggs	24
3.	LAC	WR Mike Williams	22
4.	G.B./K.C.	WR Marquez Valdes-Scantling	21
	G.B./L.V.	WR Davante Adams	21
	T.B.	WR Mike Evans	21
7.	LAR	WR Cooper Kupp	20

MIKE WILLIAMS

WILLIAMS ABOVE AVERAGE

Since entering the NFL in 2017, **Mike Williams** has 265 catches for 4,172 yards for a career receiving average of 15.7 yards. His career average is the best in the NFL since 2017 among players with at least 250 catches. Williams' 20.4 average in 2019 is the best in a single season over the last five years (min. 40 rec.).

YARDS PER RECEPTION, MIN. 250 REC., NFL, SINCE 2017

Rank	Team/s	Player	Yards/Reception
1.	LAC	WR Mike Williams	15.7
2.	T.B.	WR Mike Evans	15.3
3.	Min.	WR Justin Jefferson	15.1
4.	Atl./Ten./T.B.	WR Julio Jones	15.0
5.	Ind.	WR T.Y. Hilton	14.9

YARDS PER RECEPTION, SINGLE SEASON, MIN. 40 RECEPTIONS, NFL, SINCE 2017

Rank	Season	Team	Player	Yards/Reception
1.	2019	LAC	WR Mike Williams	20.4
2.	2019	Ten.	WR A.J. Brown	20.2
3.	2018	T.B.	WR DeSean Jackson	18.9

LOOK UP AT THE LEADERBOARD

Mike Williams ranks No. 4 in the AFC over the last five seasons in receiving touchdowns, hauling in 29 in that span. He also ranks tied for seventh in touchdown grabs over the last two years.

RECEIVING TOUCHDOWNS, AFC, SINCE 2018

Rank	Team/s	Player	Receiving Touchdowns
1.	K.C./Mia.	WR Tyreek Hill	48
2.	K.C.	TE Travis Kelce	47
3.	Bal.	TE Mark Andrews	34
4.	LAC	WR Mike Williams	29
5.	LAC	WR Keenan Allen	26
	Buf.	WR Stefon Diggs	26
7.	LAC	RB Austin Ekeler	26
8.	Cin.	WR Tyler Boyd	25
9.	Ten.	WR A.J. Brown	24

RECEIVING TOUCHDOWNS, AFC, SINCE 2021

Rank	Team/s	Player	Receiving Touchdowns
1.	K.C.	TE Travis Kelce	21
2.	Buf.	WR Stefon Diggs	20
3.	Cin.	WR Ja'Marr Chase	19
4.	Bal.	TE Mark Andrews	14
	K.C./Mia.	WR Tyreek Hill	14
6.	LAC	RB Austin Ekeler	13
7.	LAC	WR Mike Williams	12
	Buf.	WR Gabriel Davis	12
	L.V.	WR Davante Adams	12
	Mia.	WR Jaylen Waddle	12
11.	Buf.	TE Dawson Knox	11
	Cin.	WR Tee Higgins	11
	N.E.	TE Hunter Henry	11

WILLIAMS PERFORMS AT ARROWHEAD



With his 15-yard touchdown grab in the third quarter of Week 2 at Kansas City, **Mike Williams** registered his seventh career touchdown (six receiving, one rushing) at GEHA Field at Arrowhead Stadium. His seven scores are the most ever by any visiting player at Arrowhead Stadium.

Williams finished the day with eight receptions for 113 yards (14.1 avg.) and the touchdown. The performance made him the only visiting player in history to record three-straight games at Arrowhead Stadium with 100-plus receiving yards and a touchdown.

MOST TOUCHDOWNS SCORED, VISITING PLAYERS, ARROWHEAD STADIUM, ALL-TIME

Rank	Team	Player	GP [^]	TDs
1.	Chargers	WR Mike Williams	6	7
2.	Chargers	RB LaDainian Tomlinson*	9	6
	Chargers	TE Antonio Gates	15	6
	Colts	WR Marvin Harrison*	4	6
	Den./NYJ	WR Eric Decker	6	6
6.	Chargers	RB Gary Anderson	4	5
	Broncos	WR Haven Moses	10	5
	Broncos	TE Shannon Sharpe*	11	5

[^]Games played at GEHA Field at Arrowhead Stadium

*Pro Football Hall of Famer

DERWIN JAMES JR.



ZERO TO FIFTY

Derwin James Jr., has 363 tackles and 9.5 sacks for his career in 48 games played. He has the second-most tackles by a defensive back in the first 50 games of a career over the last 30 years and is two stops away from topping S Johnathan Cyprien's mark. James is also just a half-sack away from becoming the fifth defensive back since the sack became an official statistic in 1982 to reach 10.0 sacks within the first 50 games of a career.

TACKLES, DEFENSIVE BACKS, FIRST 50 CAREER GAMES, NFL, SINCE 1991

Rank	Team	Player	GP	Tackles
1.	Jax.	S Johnathan Cyprien	50	364
2.	LAC	S Derwin James Jr.	48	363
3.	NYG	S Landon Collins	50	349
4.	Ari.	S Budda Baker	50	344
5.	G.B.	S Morgan Burnett	50	341

SACKS, DEFENSIVE BACKS, FIRST 50 CAREER GAMES, NFL, SINCE 1982

Rank	Team/s	Player	Sacks
1.	NYJ/Sea.	S Jamal Adams	15.5
2.	Dal.	DB Bill Bates	12.0
3.	StL	S Adam Archuleta	10.5
4.	Hou.^	S Keith Bostic	10.0
5.	LAC	S Derwin James Jr.	9.5
	T.B.	CB Ronde Barber	9.5
7.	—	Two Other Players	8.5

[^]Houston Oilers

James is one of eight players — and the only defensive back — over the last 30 years to post 350 tackles, five interceptions and nine sacks within the first 50 games of a career.

PLAYERS WITH 350 TACKLES, FIVE INTERCEPTIONS AND NINE SACKS, FIRST 50 CAREER GAMES, NFL, SINCE 1991

Seasons	Team	Player	Sacks	INTs	Tackles
2018-22	LAC	S Derwin James Jr.	9.5	6	363
2018-21	Ind.	LB Shaquille Leonard	15.0	9	476
2018-21	Chi.	LB Roquan Smith	13.0	5	422
2012-15	T.B.	LB Lavonte David	10.0	6	463
2012-15	Sea.	LB Bobby Wagner	9.5	5	432
2009-13	Hou.	LB Brian Cushing	9.5	8	358
2000-02	Chi.	LB Brian Urlacher	19.0	6	415
1996-99	Bal.	LB Ray Lewis	11.5	5	413

A LEADING TACKLER IN 2022

Derwin James Jr., leads all NFL defensive backs with 106 tackles this season, the fourth-most by an NFL defensive back in the last 30 years within their team's first 12 games of a season. He is the only defensive back over that span to top 100 tackles within the first 12 games of multiple seasons.

TACKLES, DEFENSIVE BACKS, NFL, 2022

Rank	Team	Player	Tackles
1.	LAC	S Derwin James Jr.	106
2.	Hou.	DB Jonathan Owens	97
3.	Hou.	DB Jalen Pitre	92
4.	Ari.	S Budda Baker	90
5.	NYG	S Julian Love	89

TACKLES, DEFENSIVE BACKS, FIRST 12 GAMES OF A SEASON, NFL, SINCE 1991

Rank	Season	Team	Player	Tackles
1.	2019	Ari.	S Budda Baker*	111
2.	2010	Buf.	S Donte Whitner	109
3.	2015	Mia.	S Reshad Jones*	107
4.	2022	LAC	S Derwin James Jr.	106
5.	2000	Ari.	S Pat Tillman	103
6.	2019	Was.	S Landon Collins	102
	2011	Ind.	S Antoine Bethea	102
8.	2013	Dal.	S Barry Church	101
	2008	Oak.	S Gibril Wilson	101
	2004	N.E.	S Rodney Harrison	101
11.	2021	LAC	S Derwin James Jr.*	100
12.	—	—	Four Other Players	97

*Pro Bowl Selection

A NOSE FOR THE BALL

Derwin James Jr., reached 300 career tackles (41 games) and 350 tackles (47 games) faster than any defensive back in at least the last 30 years.

FEWEST GAMES TO 300 TACKLES, DEFENSIVE BACKS, NFL, SINCE 1991

Rank	Team	Player	Games
1.	LAC	S Derwin James Jr.	41
2.	NYG	S Landon Collins	42
3.	Jax.	S Johnathan Cyprien	43
4.	Atl.	S Keanu Neal	44
	G.B.	S Morgan Burnett	44

FEWEST GAMES TO 350 TACKLES, DEFENSIVE BACKS, NFL, SINCE 1991

Rank	Team	Player	Games
1.	LAC	S Derwin James Jr.	47
2.	Jax.	S Johnathan Cyprien	49
3.	Ari.	S Budda Baker	51
	G.B.	S Morgan Burnett	51
	NYG	S Landon Collins	51

DERWIN JAMES JR.

A DEFENSIVE CHESS PIECE

This season, **Derwin James Jr.**, leads the Chargers with 106 tackles. He is the only NFL player this year to total at least three sacks, three passes defended, a forced fumble and 100 tackles.

PLAYERS WITH 80 TACKLES, THREE SACKS, AN INTERCEPTION AND A FORCED FUMBLE, NFL, 2022

Rk.	Team	Player	Sacks	FF	INTs	Tackles
1.	LAC	S Derwin James Jr.	4.0	2	1	100
2.	Min.	LB Jordan Hicks	3.0	1	1	98
3.	Bal.	LB Patrick Queen	4.0	1	1	85
4.	K.C.	CB L'Jarius Sneed	3.5	3	1	72

James is the seventh player and only defensive back in at least the last 30 years to post 100 tackles, four sacks and multiple forced fumbles in a team's first 12 games of a season. He is just the third player since 2000 to have consecutive 100-tackle seasons after missing an entire year due to injury.

PLAYERS WITH 100 TACKLES, FOUR SACKS AND MULTIPLE FORCED FUMBLES, TEAM'S FIRST 12 GAMES OF A SEASON, NFL, SINCE 1991

Season	Team	Player	Sacks	FF	Tackles
2022	LAC	S Derwin James Jr.	4.0	2	106
2018	Ind.	LB Shaquille Leonard†	6.0	4	114
2012	Ari.	LB Daryl Washington*	9.0	2	95
2009	NYJ	LB David Harris	5.5	2	105
2005	Jax.	LB Mike Peterson	4.0	2	106
2003	Cle.	LB Andra Davis	5.0	2	103
2003	Hou.	LB Jamie Sharper	4.0	2	118

PLAYERS WITH CONSECUTIVE 100-TACKLE SEASONS FOLLOWING AN ENTIRE MISSED YEAR DUE TO INJURY, NFL, SINCE 2000

Seasons	Team/s	Player	Tackles
2021-22	LAC	S Derwin James Jr.*	118 and 106
2015-16	Dal.	LB Sean Lee***	128 and 145
2011-12	Cle.	LB D'Qwell Jackson	158 and 119

*Pro Bowl Selection

†Associated Press First-Team All-Pro

Just 12 games into 2022, James is also one of seven defensive backs over the last three decades to record 100 tackles, four sacks and a forced fumble in a single season.

DEFENSIVE BACKS WITH 100 TACKLES, FOUR SACKS AND A FORCED FUMBLE, SINGLE SEASON, NFL, SINCE 1991

Season	Team	Player	Sacks	FF	Tackles
2022	LAC	S Derwin James Jr.	4.0	2	106
2019	Car.	S Eric Reid	4.0	1	129
2019	Ten.	CB Logan Ryan	4.5	4	113
2010	Oak.	S Tyvon Branch	4.0	1	101
2005	Ari.	S Adrian Wilson	8.0	1	108
2000	S.D.	S Rodney Harrison	6.0	1	127
1999	Min.	S Robert Griffith	4.0	1	101

DERWIN'S PICKS AND SACKS BY PASSER

Derwin James Jr., has recorded six interceptions and 9.5 sacks in his career. He has brought down Patrick Mahomes the most, totaling two sacks of the Texas Tech product. Below is a look at his career regular-season sacks and interceptions by passer:

REGULAR-SEASON CAREER INTs BY PASSER (6)

INTs	Passer	Most Recent INT
1	QB Derek Carr	Oct. 4, 2021 vs. L.V.
	QB Jared Goff	Sept. 23, 2018 at LAR
	QB Drew Lock	Nov. 28, 2021 at Den.
	QB Kyler Murray	Nov. 27, 2022 at Ari.
	QB Ben Roethlisberger	Dec. 2, 2018 at Pit.
	QB Josh Rosen	Nov. 25, 2018 vs. Ari.

REGULAR-SEASON CAREER SACKS BY PASSER (9.5)

Sacks	Passer	Most Recent Sack
2.0	QB Patrick Mahomes	Nov. 20, 2022 vs. K.C.
1.5	QB Baker Mayfield	Oct. 10, 2021 vs. Cle.
1.0	QB Josh Allen	Sept. 16, 2018 at Buf.
	QB C.J. Beathard	Sept. 30, 2018 vs. S.F.
	QB Derek Carr	Sept. 11, 2022 vs. L.V.
	QB Marcus Mariota	Nov. 6, 2022 at Atl.
	QB Russell Wilson	Oct. 17, 2022 vs. Den.
0.5	QB Joe Burrow	Dec. 5, 2021 at Cin.
	QB Dak Prescott	Sept. 19, 2021 vs. Dal.

A NOVEMBER TO REMEMBER

In a dominant November, **Derwin James Jr.**, posted 37 tackles (20 solo), two sacks, an interception and a pair of forced fumbles. He was the only defender during the month to have a sack, a pick and a forced fumble.

James was also the only defensive back in the last 30 years and first player in a decade to have at least 30 tackles, multiple sacks, an interception and a forced fumble in a single November.

PLAYERS WITH 30 TACKLES, TWO SACKS, AN INTERCEPTION AND A FORCED FUMBLE, SINGLE NOVEMBER, NFL, SINCE 1991

Season	Team	Player	Sacks	FF	INTs	Tackles
2022	LAC	S Derwin James Jr.	2.0	2	1	37
2013	Oak.	LB Nick Roach	4.5	2	1	38
2009	Sea.	LB David Hawthorne	3.0	1	2	50
2008	Pit.	LB James Harrison	5.5	3	1	36
2005	Jax.	LB Mike Peterson	2.0	1	1	37
2004	Car.	LB Will Witherspoon	2.0	1	2	36
2003	Phi.	LB Nate Wayne	3.0	2	1	36
2001	G.B.	LB Nate Wayne	2.0	1	2	39
1999	T.B.	LB Derrick Brooks	2.0	2	2	39

KHALIL MACK

MACK ATTACK

Since entering the NFL in 2014, **Khalil Mack** has totaled 83.5 sacks, good for the sixth-most over that span. He's one of football's top defenders at forcing turnovers, ranking No. 2 in strip-sacks and forced fumbles since entering the professional ranks.

Mack's 238 career hurries lead the league since he entered the NFL in 2014, while his 394 pressures rank No. 2 over that span.

SACKS, NFL, SINCE 2014

Rank	Team/s	Player	Sacks
1.	LAR	DL Aaron Donald	103.0
2.	N.E./Ari./L.V.	OLB Chandler Jones	93.5
3.	N.O.	DE Cameron Jordan	91.0
4.	Den./LAR/Buf.	OLB Von Miller	88.5
5.	K.C./Ind./Bal.	OLB Justin Houston	84.5
6.	Oak./Chi./LAC	OLB Khalil Mack	83.5
7.	Pit.	LB T.J. Watt	73.5

STRIP-SACKS, NFL, SINCE 2014

Rk.	Team/s	Player	Strip Sacks
1.	N.E./Ari./L.V.	OLB Chandler Jones	26
2.	Oak./Chi./LAC	OLB Khalil Mack	19
3.	LAR	DL Aaron Donald	18
	StL/LAR/Mia./Dal./Chi./Phi.	LB Robert Quinn	18
	Jax./Min./Bal./L.V./Ind.	DE Yannick Ngakoue	18

FORCED FUMBLES, NFL, SINCE 2014

Rk.	Team/s	Player	Forced Fum.
1.	N.E./Ari./L.V.	OLB Chandler Jones	29
2.	Oak./Chi./LAC	OLB Khalil Mack	25
3.	LAR	DL Aaron Donald	24
	T.B.	LB Lavonte David	24
5.	StL/LAR/Mia./Dal./Chi./Phi.	LB Robert Quinn	23
	Pit.	LB T.J. Watt	23

QUARTERBACK HURRIES, NFL, SINCE 2014

Rank	Team/s	Player	Hurries
1.	Oak./Chi./LAC	OLB Khalil Mack	238
2.	LAR	DL Aaron Donald	206
3.	Den./LAR/Buf.	OLB Von Miller	205
4.	Buf./Hou.	DL Jerry Hughes	197
	N.O.	DE Cameron Jordan	196
6.	Was./Phi.	LB Ryan Kerrigan	195

DEFENSIVE PRESSURES, NFL, SINCE 2014

Rank	Team/s	Player	Pressures
1.	LAR	DL Aaron Donald	440
2.	Oak./Chi./LAC	OLB Khalil Mack	394
3.	Den./LAR/Buf.	OLB Von Miller	383
4.	Hou./Ari.	DE J.J. Watt	381
5.	N.O.	DE Cameron Jordan	374

MACK'S SACKS AND PICKS BY PASSER

Khalil Mack has sacked 38 different players in the regular season for a total of 83.5 career sacks. He dropped QB Brock Osweiler six times in his career, including five times in a single game. Mack has also picked off three passes, including two that he returned for a touchdown. Below is a look at his career regular-season sacks and interceptions by quarterback:

REGULAR-SEASON CAREER SACKS BY PASSER (83.5)

Sacks	Passer	Most Recent Sack
6.0	QB Brock Osweiler	Nov. 21, 2016 vs. Hou.
5.5	QB Aaron Rodgers	Oct. 17, 2021 at Chi.
	QB Alex Smith	Dec. 10, 2017 at K.C.
5.0	QB Trevor Siemian	Nov. 26, 2017 vs. Den.
4.0	QB Derek Carr	Sept. 11, 2022 L.V.
	QB Kirk Cousins	Dec. 20, 2020 at Min.
3.0	QB Tom Brady	Oct. 8, 2020 vs. T.B.
	QB Jared Goff	Oct. 3, 2021 vs. Det.
	QB Josh McCown	Sept. 17, 2017 vs. NYJ
	QB Dak Prescott	Dec. 5, 2019 vs. Dal.
2.0	QB Sam Bradford	Sept. 23, 2018 at Ari.
	QB Teddy Bridgewater	Oct. 18, 2020 at Car.
	QB Joe Flacco	Sept. 15, 2019 at Den.
	QB Daniel Jones	Sept. 20, 2020 vs. NYG
	QB Colin Kaepernick	Dec. 7, 2017 vs. S.F.
	QB Case Keenum	Sept. 23, 2019 at Was.
	QB Patrick Mahomes	Sept. 15, 2022 at K.C.
	QB Marcus Mariota	Nov. 29, 2015 at Ten.
	QB Baker Mayfield	Sept. 26, 2021 at Cle.
	QB Philip Rivers	Oct. 27, 2019 vs. LAC
	QB Geno Smith	Dec. 3, 2017 vs. NYG
	QB Matthew Stafford	Nov. 11, 2018 vs. Det.
	QB Russell Wilson	Oct. 17, 2022 vs. Den.
	QB Jameis Winston	Oct. 30, 2016 at T.B.
1.0	QB Blake Bortles	Oct. 23, 2016 at Jax.
	QB Drew Brees	Nov. 1, 2020 vs. N.O.
	QB Joe Burrow	Sept. 19, 2021 vs. Cin.
	QB Jay Cutler	Oct. 4, 2015 at Chi.
	QB Ryan Fitzpatrick	Sept. 30, 2018 vs. T.B.
	QB Jimmy Garoppolo	Nov. 13, 2022 at S.F.
	QB DeShone Kizer	Sept. 9, 2018 at G.B.
	QB Eli Manning	Dec. 2, 2018 at NYG
	QB Davis Mills	Oct. 2, 2022 at Hou.
	QB Cam Newton	Nov. 27, 2016 vs. Car.
	QB Kyle Orton	Dec. 21, 2014 vs. Buf.
	QB Tyrod Taylor	Dec. 4, 2016 vs. Buf.
	QB Deshaun Watson	Dec. 13, 2020 vs. Hou.
0.5	QB Matt Ryan	Sept. 27, 2020 at Atl.

REGULAR-SEASON CAREER INTs BY PASSER (3)

INTs	Passer	Most Recent INT
1	QB Kirk Cousins	Nov. 16, 2020 vs. Min.
	QB DeShone Kizer	Sept. 9, 2018 at G.B.
	QB Cam Newton	Nov. 27, 2016 vs. Car.

DEFENSIVE PLAYER NOTES

TRANQUILL MAKING A PUSH FOR PRO BOWL

LB Drue Tranquill has turned in a dynamic season in 2022 so far, recording career bests with 101 tackles (69 solo), three sacks, six tackles for loss, an interception and two passes defended. His 65 solo tackles rank fourth in the AFC this year.

SOLO TACKLES, AFC, 2022

Rank	Team	Player	Solo Tackles
1.	Jax.	LB Foyesade Oluokun	92
2.	K.C.	LB Nick Bolton	80
3.	Ind.	LB Zaire Franklin	79
4.	LAC	LB Drue Tranquill	69
5.	Ind.	LB Bobby Okereke	68
	NYJ	LB C.J. Mosley	68

He is one of three NFL players this year with at least 100 tackles, three sacks, five tackles for loss and an interception.

PLAYERS WITH 80 TACKLES, THREE SACKS, FIVE TACKLES FOR LOSS AND AN INTERCEPTION, NFL, 2022

Rk.	Team/s	Player	Sacks	INTs	TFLs	Tackles
1.	Chi./Bal.	LB Roquan Smith	3.5	2	7	114
2.	LAC	S Derwin James Jr.	4.0	1	5	106
3.	LAC	LB Drue Tranquill	3.0	1	6	101
4.	LAR	LB Bobby Wagner	5.0	1	7	97
5.	Bal.	LB Patrick Queen	4.0	1	8	85
6.	N.O.	LB Demario Davis	6.5	1	9	81

BASH AMONG TFL LEADERS

Acquired this offseason as an unrestricted free agent, **DL Sebastian Joseph-Day** has made his presence felt as an anchor on the interior of the defensive line. Among AFC interior defensive linemen, his seven tackles for loss rank second and are the most by a Chargers interior defensive lineman since Antonio Gray had nine tackles for loss in 2010.

TACKLES FOR LOSS, INTERIOR DEFENSIVE LINEMEN, AFC, 2022

Rank	Team	Player	Tackles for Loss
1.	Ind.	DT Grover Stewart	8
2.	LAC	DL Sebastian Joesph-Day	7
3.	Bal.	DT Justin Madubuike	6
	Buf.	DT Ed Oliver	6
	Ind.	DT DeForest Buckner	6

JAMES AND TRANQUILL MAKE HISTORY

S Derwin James Jr., and **LB Drue Tranquill** have made their impacts felt on the field this season as they push for all-star selections. They are the first pair of teammates in at least the last 30 years to each top 100 tackles, three sacks and an interception within the first 13 weeks of a season.

Of the 26 previous instances that accomplished the feat through the first 13 weeks of a season, 10 were named Pro Bowlers and eight were first-team All-Pro selections by *The Associated Press*.

PLAYERS WITH 100 TACKLES, THREE SACKS AND AN INTERCEPTION, FIRST 13 WEEKS OF A SEASON, NFL, SINCE 1991

Season	Team/s	Player	Sacks	INTs	Tackles
2022	LAC	S Derwin James Jr.	4.0	1	106
2022	LAC	LB Drue Tranquill	3.0	1	101
2022	Chi./Bal.	LB Roquan Smith	3.5	2	114
2021	Chi.	LB Roquan Smith	3.0	1	121
2021	Min.	LB Eric Kendricks	4.0	2	109
2018	Ind.	LB Shaquille Leonard†	6.0	1	123
2013	Min.	LB Chad Greenway	3.0	2	105
2013	Phi.	LB DeMeco Ryans	3.0	2	105
2013	T.B.	LB Lavonte David†	6.0	3	107
2012	Ari.	LB Daryl Washington*	9.0	1	104
2012	N.E.	LB Jerod Mayo*	3.0	1	118
2011	StL	LB James Laurinaitis	3.0	2	102
2010	Car.	LB James Anderson	3.5	1	102
2010	Pit.	LB Lawrence Timmons	3.0	2	100
2009	NYJ	LB David Harris	5.5	1	105
2009	S.F.	LB Patrick Willis**	3.0	2	123
2006	Hou.	LB DeMeco Ryans	3.5	1	114
2006	Mia.	LB Zach Thomas**	3.0	1	116
2005	Atl.	LB Demorrio Williams	3.0	2	100
2005	Jax.	LB Mike Peterson	4.0	3	106
2004	N.E.	S Rodney Harrison	3.0	2	101
2004	T.B.	LB Derrick Brooks**	3.0	1	102
2002	Chi.	LB Brian Urlacher**	4.0	1	113
2001	Atl.	LB Keith Brooking*	3.5	2	102
2000	Bal.	LB Ray Lewis**	3.0	2	105
2000	Buf.	LB Sam Cowart*	5.5	2	129
2000	Sea.	LB Anthony Simmons	3.0	2	110
1999	Bal.	LB Ray Lewis**	3.5	2	108
1997	Bal.	LB Ray Lewis*	3.0	1	126

*Pro Bowl Selection

†Associated Press First-Team All-Pro

SPECIALIST NOTES

SCOTT FLIPS THE FIELD

P JK Scott has been a field-position weapon for the Chargers in 2022, pinning opponents inside their 20-yard line 20 times. He has placed punts inside the 20 on 40.8 percent of his punts, the best punt inside the 20 percentage in the AFC this season (min. 45 punts).

Scott also has registered a 41.8-yard net punting average, good for the third-best in the AFC among and players with at least 45 punts. His net punting average of 41.8 yards is on pace to be the best by a Chargers punter in at least the last 20 seasons.

PUNT INSIDE THE 20 PCT., MIN. 45 PUNTS, AFC, 2022

Rank	Team	Player	Punts Inside the 20 Pct.
1.	LAC	P JK Scott	40.8
2.	Ind.	P Matt Haack	40.7
3.	Hou.	P Cameron Johnston	40.6
4.	Ten.	P Ryan Stonehouse	36.4
5.	Den.	P Corliss Waitman	31.9

NET PUNTING AVERAGE, MIN. 45 PUNTS, AFC, 2022

Rank	Team	Player	Net Punting Average
1.	Ten.	P Ryan Stonehouse	44.4
2.	Hou.	P Cameron Johnston	42.7
3.	LAC	P JK Scott	41.8
4.	NYJ	P Braden Mann	41.5
5.	Pit.	P Pressley Harvin	41.3

Scott has posted three-plus punts inside the 20-yard line in four games, tied for the most performances in the AFC this season.

MOST GAMES WITH THREE-PLUS PUNTS INSIDE THE 20-YARD LINE, AFC, 2022

Rank	Team	Player	Games
1.	LAC	P JK Scott	4
	Hou.	P Cameron Johnston	4
	Ind.	P Matt Haack	4
	Ten.	P Ryan Stonehouse	4
5.	—	Three Other Players	3

HARRIS GETS IN ON THE ACTION

After earning his first career Pro Bowl last season for the Falcons, **LS Josh Harris** has brought that veteran leadership to the Los Angeles special teams operation. He's one of four NFL long snappers this season to have multiple special teams tackles while also snapping on an operation that's allowed zero blocked kicks in 2022.

TOTAL SPECIAL TEAMS TACKLES, LONG SNAPPERS ON TEAMS WITH ZERO BLOCKED KICKS OR PUNTS, NFL, 2022

Rank	Team	Player	Special Teams Tackles
1.	Hou.	LS Jon Weeks	5
2.	LAC	LS Josh Harris	2
	Ari.	LS Aaron Brewer	2
	Car.	LS J.J. Jansen	2
5.	N.E.	LS Joe Cardona	1
	NYJ	LS Thomas Hennessy	1
	Was.	LS Cameron Cheeseman	1

DICKER MAKES HIS KICKS

By making 24-of-25 kicks (96.0 pct.), **K Cameron Dicker** is tied for the third-best total kick percentage by a rookie kicker since the 1970 NFL-AFL Merger (min. 25 kicks). He also has the fifth-best field goal percentage by a rookie kicker over that span (min. 10 att.), making 12 of his 13 field goals (92.3 pct.)

TOTAL KICKING PCT., ROOKIE KICKERS, MIN. 25 KICKS, NFL, SINCE 1970

Rk.	Season	Team/s	Player	Total Kick Pct. (Made-Att.)
1.	2008	N.O.	K Garrett Hartley	100.0 (41-41)
2.	2021	Det.	K Riley Patterson	96.7 (29-30)
3.	2022	Phi./LAC	K Cameron Dicker	96.0 (24-25)
	2012	Bal.	K Justin Tucker	96.0 (72-75)
5.	2012	Min.	K Blair Walsh**^	95.9 (71-74)

FIELD GOAL PCT., ROOKIE KICKERS, MIN. 10 ATTEMPTS, NFL, SINCE 1970

Rk.	Season	Team/s	Player	Field Goal Pct. (Made-Att.)
1.	2021	Was./N.O.	K Blair Johnson	100.0 (10-10)
	2008	N.O.	K Garrett Hartley	100.0 (13-13)
3.	2018	LAC	K Michael Badgley	93.8 (15-16)
4.	2021	Det.	K Riley Patterson	92.9 (13-14)
5.	2022	Phi./LAC	K Cameron Dicker	92.3 (12-13)
6.	2012	Min.	K Blair Walsh**^	92.1 (35-38)

*Pro Bowl Selection

†Associated Press First-Team All-Pro

^Professional Football Writers of America All-Rookie

DICKER MAKES A PAIR OF GAME-WINNERS

K Cameron Dicker made his team debut in the Week 9 win at Atlanta, converting all four kicks (two PATs and two field goals), including a 37-yard game-winner as time expired. He was named AFC Special Teams Player of the Week for his efforts, marking the second time he won the weekly accolade. Dicker made his NFL debut with Philadelphia in a Week 5 win over Arizona. He made a game-winning field goal with 1:45 remaining, winning NFC Special Teams Player of the Week for his performance.

The Texas product is the third rookie kicker since the 1970 NFL-AFL Merger to convert a game-winning field goal in the final two minutes of a game for two different teams in a single season.

ROOKIE KICKERS TO MAKE GAME-WINNING FIELD GOAL WITH LESS THAN TWO MINUTES REMAINING FOR MULTIPLE TEAMS, NFL, SINCE 1970

Season	Player	Teams
2022	K Cameron Dicker	Eagles, Chargers
2021	K Brian Johnson	Saints, Football Team
2018	K Matt McCrane	Raiders, Steelers

CAREER NUMBERS AGAINST DOLPHINS

24 NASIR ADDERLEY S

REGULAR SEASON DEFENSE

Date	Opp.	Res.	GP/GS	Tot	Solo	Asst	Sks	Yds	TFL	QBH	INT	Yds	Lg	TD	PD	FF	FR	Yds
09/29/19	at Mia.	W	1/0	0	0	0	0.0	0	0	0	0	0	—	0	0	0	0	0
11/15/20	at Mia.	L	1/1	8	8	0	0.0	0	0	0	0	0	—	0	0	0	0	0
Totals		1-1	2/1	8	8	0	0.0	0	0	0	0	0	—	0	0	0	0	0

13 KEENAN ALLEN WR

REGULAR SEASON RECEIVING

Date	Opp.	Res.	GP/GS	Rec.	Yds	Avg.	Lg	TD
11/17/13	at Mia.	L	1/1	3	45	15.0	17	0
11/02/14	at Mia.	L	1/1	4	47	11.8	17	0
09/17/17	Mia.	L	1/1	9	100	11.1	24	0
09/29/19	at Mia.	W	1/1	5	48	9.6	20	0
11/15/20	at Mia.	L	1/1	3	39	13.0	15	1
Totals		1-4	5/5	24	279	11.6	24	1

7 GERALD EVERETT TE

REGULAR SEASON RECEIVING

Date	Opp.	Res.	GP/GS	Rec.	Yds	Avg.	Lg	TD
11/01/20	at Mia.	L	1/0	5	32	6.4	11	0
Totals		0-1	1/0	5	32	6.4	11	0

23 BRYCE CALLAHAN CB

REGULAR SEASON DEFENSE

Date	Opp.	Res.	GP/GS	Tot	Solo	Asst	Sks	Yds	TFL	QBH	INT	Yds	Lg	TD	PD	FF	FR	Yds
10/14/18	at Mia.	L (OT)	1/1	7	6	1	0.0	0	1	1	0	0	—	0	0	0	0	0
11/22/20	Mia.	W	1/1	5	5	0	0.0	0	0	0	0	0	—	0	0	0	0	0
Totals		1-1	2/2	12	11	1	0.0	0	1	1	0	0	—	0	0	0	0	0

43 MICHAEL DAVIS CB

REGULAR SEASON DEFENSE

Date	Opp.	Res.	GP/GS	Tot	Solo	Asst	Sks	Yds	TFL	QBH	INT	Yds	Lg	TD	PD	FF	FR	Yds
09/17/17	Mia.	L	1/0	0	0	0	0.0	0	0	0	0	0	—	0	0	0	0	0
09/29/19	at Mia.	W	1/1	3	3	0	0.0	0	0	0	1	0	0	0	1	0	0	0
11/15/20	at Mia.	L	1/0	5	5	0	0.0	0	1	0	0	0	—	0	2	0	0	0
Totals		1-2	3/1	8	8	0	0.0	0	1	0	1	0	0	0	3	0	0	0

90 TYLER DAVISON DL

REGULAR SEASON DEFENSE

Date	Opp.	Res.	GP/GS	Tot	Solo	Asst	Sks	Yds	TFL	QBH	INT	Yds	Lg	TD	PD	FF	FR	Yds
10/01/17	at Mia.	W	1/1	1	1	0	0.0	0	1	0	0	0	—	0	0	0	0	0
10/24/21	at Mia.	W	1/1	3	0	3	0.0	0	0	0	0	0	—	0	0	0	0	0
Totals		2-0	2/2	4	1	3	0.0	0	1	0	0	0	—	0	0	0	0	0

30 AUSTIN EKELER RB

REGULAR SEASON OFFENSE

Date	Opp.	Res.	GP/GS	Att	Yds	Avg.	Lg	TD	Rec.	Yds	Avg.	Lg	TD	Scrim. Yds	Scrim. TD
09/17/17	Mia.	W	1/0	0	0	—	—	0	0	0	—	—	0	0	0
09/29/19	at Mia.	L	1/1	18	60	3.3	9	1	5	62	12.4	18t	1	122	2
Totals		1-1	2/1	18	60	3.3	9	1	5	62	12.4	18t	1	122	2

56 MORGAN FOX DL

REGULAR SEASON DEFENSE

Date	Opp.	Res.	GP/GS	Tot	Solo	Asst	Sks	Yds	TFL	QBH	INT	Yds	Lg	TD	PD	FF	FR	Yds
11/01/22	at Mia.	L	1/0	1	0	1	0.0	0	0	0	0	0	—	0	0	0	0	0
11/28/21	at Mia.	L	1/0	2	0	2	0.0	0	0	0	0	0	—	0	0	0	0	0
Totals		0-2	1/0	3	0	3	0.0	0	0	0	0	0	—	0	0	0	0	0

CAREER NUMBERS AGAINST DOLPHINS

32 ALOHI GILMAN S

REGULAR SEASON DEFENSE

Date	Opp.	Res.	GP/GS	Tot	Solo	Asst	Sks	Yds	TFL	QBH	INT	Yds	Lg	TD	PD	FF	FR	Yds
11/15/20	at Mia.	L	1/0	0	0	0	0.0	0	0	0	0	0	—	0	0	0	0	0
Totals		0-1	1/0	0	0	0	0.0	0	0	0	0	0	—	0	0	0	0	0

10 JUSTIN HERBERT QB

REGULAR SEASON PASSING

Date	Opp.	Res.	GP/GS	Cmp	Att	Pct.	Yds	Y/A	TD	INT	Lg	Sacks	Yds Lost	Rating
11/15/20	at Mia.	L	1/1	20	32	62.5	187	5.84	2	1	28	2	13	86.3
Totals		0-1	1/1	20	32	62.5	187	5.84	2	1	28	2	13	86.3

REGULAR SEASON RUSHING

Date	Opp.	Res.	GP/GS	Att	Yds	Avg.	Lg	TD
11/15/20	at Mia.	L	1/1	4	10	2.5	7	1
Totals		0-1	1/1	4	10	2.5	7	1

69 SEBASTIAN JOSEPH-DAY DL

REGULAR SEASON DEFENSE

Date	Opp.	Res.	GP/GS	Tot	Solo	Asst	Sks	Yds	TFL	QBH	INT	Yds	Lg	TD	PD	FF	FR	Yds
11/01/20	at Mia.	L	1/1	5	3	2	0.0	0	0	0	0	0	—	0	0	0	0	0
Totals		0-1	1/1	5	3	2	0.0	0	0	0	0	0	—	0	0	0	0	0

25 JOSHUA KELLEY RB

REGULAR SEASON OFFENSE

Date	Opp.	Res.	GP/GS	Att	Yds	Avg.	Lg	TD	Rec.	Yds	Avg.	Lg	TD	Scrim. Yds	Scrim. TD
11/15/20	at Mia.	L	1/0	7	21	3.0	8	0	0	0	—	—	0	21	0
Totals		0-1	1/0	7	21	3.0	8	0	0	0	—	—	0	21	0

52 KHALIL MACK OLB

REGULAR SEASON DEFENSE

Date	Opp.	Res.	GP/GS	Tot	Solo	Asst	Sks	Yds	TFL	QBH	INT	Yds	Lg	TD	PD	FF	FR	Yds
09/28/14	Mia.	L	1/1	5	5	0	0.0	0	0	0	0	0	—	0	0	0	0	0
11/05/17	at Mia.	W	1/1	4	2	2	0.0	0	0	0	0	0	—	0	0	0	0	0
10/14/18	at Mia.	L (OT)	1/1	2	1	1	0.0	0	0	0	0	0	—	0	0	0	0	0
Totals		1-2	3/3	11	8	3	0.0	0	0	0	0	0	—	0	0	0	0	0

20 SONY MICHEL RB

REGULAR SEASON OFFENSE

Date	Opp.	Res.	GP/GS	Att	Yds	Avg.	Lg	TD	Rec.	Yds	Avg.	Lg	TD	Scrim. Yds	Scrim. TD
09/30/18	Mia.	W	1/1	25	112	4.5	23	1	0	0	—	—	0	112	0
12/09/18	at Mia.	L	1/1	20	57	2.9	9	0	0	0	—	—	0	57	0
09/15/19	at Mia.	W	1/1	21	83	4.0	12	1	0	0	—	—	0	83	0
12/29/19	Mia.	L	1/1	18	74	4.1	9	1	0	0	—	—	0	74	0
09/13/20	Mia.	W	1/1	10	37	3.7	7	1	0	0	—	—	0	37	0
12/20/20	at Mia.	L	1/1	10	74	7.4	17	0	1	8	8.0	8	0	82	1
Totals		3-3	6/6	104	437	4.2	23	4	1	8	8.0	8	0	445	1

9 KENNETH MURRAY JR. LB

REGULAR SEASON DEFENSE

Date	Opp.	Res.	GP/GS	Tot	Solo	Asst	Sks	Yds	TFL	QBH	INT	Yds	Lg	TD	PD	FF	FR	Yds
11/15/20	at Mia.	L	1/1	4	2	2	0.0	0	0	0	0	0	—	0	0	0	0	0
Totals		0-1	1/1	4	2	2	0.0	0	0	0	0	0	—	0	0	0	0	0

CAREER NUMBERS AGAINST DOLPHINS

42 TROY REEDER LB

REGULAR SEASON DEFENSE

Date	Opp.	Res.	GP/GS	Tot	Solo	Asst	Sks	Yds	TFL	QBH	INT	Yds	Lg	TD	PD	FF	FR	Yds
11/01/20	at Mia.	L	1/0	0	0	0	0.0	0	0	0	0	0	—	0	0	0	0	0
Totals		0-1	1/0	0	0	0	0.0	0	0	0	0	0	—	0	0	0	0	0

82 RICHARD RODGERS TE

REGULAR SEASON RECEIVING

Date	Opp.	Res.	GP/GS	Rec.	Yds	Avg.	Lg	TD
10/12/14	at Mia.	W	1/0	0	0	—	—	0
Totals		1-0	1/0	0	0	—	—	0

16 JK SCOTT P

REGULAR SEASON PUNTING

Date	Opp.	Res.	GP	Punt	Blk	Yds.	Avg.	Lg	TB	I20
11/11/18	Mia.	W	1	1	0	37	37.0	37	0	1
Totals		1-0	1	1	0	37	37.0	37	0	1

49 DRUE TRANQUILL LB

REGULAR SEASON DEFENSE

Date	Opp.	Res.	GP/GS	Tot	Solo	Asst	Sks	Yds	TFL	QBH	INT	Yds	Lg	TD	PD	FF	FR	Yds
09/29/19	at Mia.	W	1/0	2	2	0	0.0	0	0	0	0	0	—	0	0	0	0	0
Totals		1-0	1/0	2	2	0	0.0	0	0	0	0	0	—	0	0	0	0	0

8 KYLE VAN NOY LB

REGULAR SEASON DEFENSE

Date	Opp.	Res.	GP/GS	Tot	Solo	Asst	Sks	Yds	TFL	QBH	INT	Yds	Lg	TD	PD	FF	FR	Yds
11/09/14	Mia.	W	1/0	1	1	0	0.0	0	0	0	0	0	—	0	0	0	0	0
01/01/17	at Mia.	W	1/0	1	1	0	0.0	0	0	0	0	0	—	0	0	0	0	0
11/26/17	Mia.	W	1/1	6	4	2	1.0	8	1	2	0	0	—	0	0	0	0	0
09/30/18	Mia.	W	1/1	3	1	2	0.0	0	0	1	0	0	—	0	0	0	1	0
12/09/18	at Mia.	L	1/1	6	3	3	0.5	4	0	2	0	0	—	0	0	0	0	0
09/15/19	at Mia.	W	1/1	0	0	0	0.0	0	0	0	0	0	—	0	1	0	0	0
12/29/19	Mia.	L	1/1	5	3	2	0.0	0	0	0	0	0	—	0	0	0	0	0
09/12/21	Mia.	L	1/0	3	2	1	1.0	10	1	1	0	0	—	0	1	0	0	0
01/09/22	at Mia.	L	1/1	6	3	3	1.0	6	1	1	0	0	—	0	0	0	0	0
Totals		5-4	9/6	31	18	13	3.5	28	3	7	0	0	—	0	2	0	1	0

81 MIKE WILLIAMS WR

REGULAR SEASON RECEIVING

Date	Opp.	Res.	GP/GS	Rec.	Yds	Avg.	Lg	TD
11/15/20	at Mia.	L	1/1	2	38	19.0	28	0
Totals		0-1	1/1	2	38	19.0	28	0

2022 LOS ANGELES CHARGERS OFFENSIVE STATISTICS

Won 6, Lost 6

9/11/2022	W	24 - 19	Las Vegas Raiders
9/15/2022	L	24 - 27	at Kansas City Chiefs
9/25/2022	L	10 - 38	Jacksonville Jaguars
10/2/2022	W	34 - 24	at Houston Texans
10/9/2022	W	30 - 28	at Cleveland Browns
10/17/2022	W	19 - 16	Denver Broncos
10/23/2022	L	23 - 37	Seattle Seahawks
11/6/2022	W	20 - 17	at Atlanta Falcons
11/13/2022	L	16 - 22	at San Francisco 49ers
11/20/2022	L	27 - 30	Kansas City Chiefs
11/27/2022	W	25 - 24	at Arizona Cardinals
12/4/2022	L	20 - 27	at Las Vegas Raiders

	Los Angeles Chargers	Opponent
Total First Downs	245	243
Rushing	59	84
Passing	164	141
Penalty	22	18
3rd Down: Made/Att	76/181	63/144
3rd Down Pct.	42.0%	43.8%
4th Down: Made/Att	11/24	4/10
4th Down Pct.	45.8%	40.0%
Possession Avg.	29:31	30:29
Total Net Yards	4214	4460
Avg. Per Game	351.2	371.7
Total Plays	811	736
Avg. Per Play	5.2	6.1
Net Yards Rushing	1016	1819
Avg. Per Game	84.7	151.6
Total Rushes	272	335
Net Yards Passing	3198	2641
Avg. Per Game	266.5	220.1
Sacked/Yards Lost	27/141	22/164
Gross Yards	3339	2805
Attempts/Completions	512/340	379/241
Completion Pct.	66.4%	63.6%
Had Intercepted	7	9
Punts/Average	49/43.4	39/48.7
Net Punting Avg.	41.8	43.2
Penalties/Yards	59/462	60/581
Fumbles/Ball Lost	13/6	15/8
Touchdowns	29	34
Rushing	8	13
Passing	20	20
Returns	1	1

Score By Periods	Q1	Q2	Q3	Q4	OT	Pts
Team	40	139	33	57	3	272
Opponents	70	81	76	82	0	309

Scoring	TD	Ru	Pa	Rt	PAT	FG	2Pt	Pts
A.Ekeler	12	7	5	0	0/0	0/0	0	72
C.Dicker	0	0	0	0	10/10	10/11	0	40
D.Hopkins	0	0	0	0	12/12	9/10	0	39
D.Carter	3	0	3	0	0/0	0/0	0	18
M.Williams	3	0	3	0	0/0	0/0	0	18
J.Palmer	3	0	3	0	0/0	0/0	0	18
T.Bertolet	0	0	0	0	6/6	3/3	0	15
G.Everett	2	0	2	0	0/0	0/0	1	14
K.Allen	2	0	2	0	0/0	0/0	0	12
Z.Horvath	2	0	2	0	0/0	0/0	0	12
J.Kelley	1	1	0	0	0/0	0/0	0	6
B.Callahan	1	0	0	1	0/0	0/0	0	6
S.Joseph	0	0	0	0	0/0	0/0	0	2
Team	29	8	20	1	28/28	22/24	1	272
Opponents	34	13	20	1	31/32	24/30	1	309

2-Pt. Conversions: Team 1/1, Opponents: 1/2
 Sacks: K.Mack 7.0, D.James 4.0, D.Tranquill 3.0, M.Fox 2.5,
 J.Bosa 1.5, A.Johnson 1.0, J.Tillery 1.0, S.Joseph 1.0, M.Davis
 1.0 **Team: 22.0, Opponents: 27.0**

Rushing	No.	Yds	Avg	Long	TD
A.Ekeler	138	589	4.3	71	7
J.Kelley	32	138	4.3	16	1
J.Herbert	41	135	3.3	23	0
S.Michel	36	106	2.9	12	0
I.Spiller	18	41	2.3	11	0
Z.Horvath	4	8	2.0	3	0
J.Palmer	1	4	4.0	4	0
G.Everett	1	0	0.0	0	0
D.Carter	1	-5	-5.0	-5	0
Team	272	1016	3.7	71	8
Opponents	335	1819	5.4	75t	13

Receiving	No.	Yds	Avg	Long	TD
A.Ekeler	85	564	6.6	23	5
J.Palmer	57	612	10.7	50t	3
G.Everett	43	462	10.7	26	2
D.Carter	39	466	11.9	35	3
M.Williams	38	510	13.4	50	3
K.Allen	22	308	14.0	46	2
M.Bandy	10	89	8.9	25	0
J.Kelley	9	72	8.0	22	0
S.Michel	9	53	5.9	9	0
T.McKitty	8	57	7.1	12	0
Z.Horvath	5	8	1.6	5	2
D.Parham	3	53	17.7	24	0
I.Spiller	3	13	4.3	8	0
S.Smarrt	3	9	3.0	6	0
J.Guyton	2	64	32.0	54	0
J.Herbert	2	-10	-5.0	-2	0
J.Moore	1	5	5.0	5	0
R.Rodgers	1	4	4.0	4	0
Team	340	3339	9.8	54	20
Opponents	241	2805	11.6	58	20

Interceptions	No.	Yds	Avg	Long	TD
B.Callahan	3	37	12.3	26t	1
N.Adderley	1	30	30.0	30	0
D.Tranquill	1	20	20.0	20	0
A.Gilman	1	18	18.0	18	0
K.Murray	1	16	16.0	16	0
A.Samuel	1	0	0.0	0	0
D.James	1	0	0.0	0	0
Team	9	121	13.4	30	1
Opponents	7	132	18.9	99t	1

Punting	No	Yds	Avg	Net	TB	In	Lg	B
J.Scott	49	2126	43.4	41.8	1	20	54	0
Team	49	2126	43.4	41.8	1	20	54	0
Opponents	39	1898	48.7	43.2	2	15	74	0

Punt Returns	Ret	FC	Yds	Avg	Long	TD
D.Carter	15	10	175	11.7	23	0
Team	15	10	175	11.7	23	0
Opponents	15	21	58	3.9	15	0

Kickoff Returns	No.	Yds	Avg	Long	TD
D.Carter	25	480	19.2	33	0
J.Kelley	1	15	15.0	15	0
Team	26	495	19.0	33	0
Opponents	11	227	20.6	29	0

Field Goals	1-19	20-29	30-39	40-49	50+
C.Dicker	0/0	3/3	4/4	3/3	0/1
D.Hopkins	0/0	2/2	6/6	1/2	0/0
T.Bertolet	0/0	3/3	0/0	0/0	0/0
Team	0/0	8/8	10/10	4/5	0/1
Opponents	1/1	10/10	4/4	4/7	5/8

Fumbles Lost: A.Ekeler 2, J.Herbert 2, K.Allen 1, D.Carter 1 **Total: 6**

Opponent Fumble Recoveries: K.Mack 2, M.Feiler 1, K.Van Noy 1, S.Joseph 1, A.Gilman 1, A.Samuel 1, D.Leonard 1 **Total: 8**

Passing	Att	Cmp	Yds	Cmp%	Yds/Att	TD	TD%	Int	Int%	Long	Sack	Lost	Rating
J.Herbert	510	340	3339	66.7%	6.6	20	3.9%	7	1.4%	54	26/	140	92.3
C.Daniel	2	0	0	0.0%	0.0	0	0.0%	0	0.0%	0	1/	1	39.6
Team	512	340	3339	66.4%	6.5	20	3.9%	7	1.4%	54	27/	141	91.9
Opponents	379	241	2805	63.6%	7.4	20	5.3%	9	2.4%	58	22/	164	93.6

2022 LOS ANGELES CHARGERS DEFENSIVE STATISTICS

Official Press Box Totals — Confirmed by league review.

Player.....	— Tackles —						— Fumbles —					
	Total	Solo	Asst.	Sacks	Yards	TFLs	QB Hits	Interceptions	Passes Def.	Forced	Recoveries	
Derwin James Jr.....	106	61	45	4	33	6	5	1	4	2	0	
Drue Tranquill.....	101	69	32	3	21	5	5	1	2	0	0	
Kenneth Murray Jr.....	51	33	18	0	0	5	1	1	2	1	0	
Nasir Adderley.....	47	28	19	0	0	1	0	1	2	1	0	
Michael Davis.....	45	34	11	1	6	1	1	0	6	0	0	
Sebastian Joseph-Day...	44	21	23	1	6	7	5	0	0	1	1	
Asante Samuel Jr.....	42	36	6	0	0	1	0	1	8	0	1	
Bryce Callahan.....	40	31	9	0	0	2	2	3	7	0	0	
Khalil Mack.....	37	26	11	7	48	10	10	0	1	2	2	
Alohi Gilman.....	31	20	11	0	0	0	0	1	2	0	1	
Kyle Van Noy.....	30	19	11	0	0	2	4	0	2	0	1	
Morgan Fox.....	25	15	10	2.5	22.5	3	7	0	1	0	0	
Austin Johnson.....	22	16	6	1	10	3	3	0	0	0	0	
J.C. Jackson.....	15	12	3	0	0	0	0	0	3	0	0	
Otito Ogbonnia.....	14	13	1	0	0	1	0	0	0	0	0	
Christian Covington.....	12	3	9	0	0	1	0	0	0	0	0	
Breiden Fehoko.....	11	6	5	0	0	0	0	0	0	0	0	
Jerry Tillery.....	8	5	3	1	7	0	2	0	0	1	0	
Derrek Tuszka.....	8	6	2	0	0	0	0	0	0	0	0	
Joey Bosa.....	7	5	2	1.5	12.5	2	4	0	0	1	0	
Joe Gaziano.....	6	4	2	0	0	0	0	0	0	0	0	
Troy Reeder.....	6	4	2	0	0	0	0	0	1	1	0	
Chris Rumph II.....	6	3	3	0	0	0	2	0	1	0	0	
JT Woods.....	1	1	0	0	0	0	0	0	1	1	0	
Totals.....	715	471	244	22	166	50	51	9	43	11	6	
<i>Defensive Backs.....</i>	<i>327</i>	<i>223</i>	<i>114</i>	<i>5</i>	<i>39</i>	<i>11</i>	<i>8</i>	<i>7</i>	<i>33</i>	<i>4</i>	<i>2</i>	
<i>Linebackers.....</i>	<i>188</i>	<i>125</i>	<i>63</i>	<i>3</i>	<i>21</i>	<i>12</i>	<i>10</i>	<i>2</i>	<i>7</i>	<i>2</i>	<i>1</i>	
<i>Outside Linebackers.....</i>	<i>142</i>	<i>83</i>	<i>59</i>	<i>8.5</i>	<i>60.5</i>	<i>12</i>	<i>15</i>	<i>0</i>	<i>2</i>	<i>3</i>	<i>2</i>	
<i>Defensive Line.....</i>	<i>58</i>	<i>40</i>	<i>8</i>	<i>5.5</i>	<i>45.5</i>	<i>15</i>	<i>18</i>	<i>0</i>	<i>1</i>	<i>2</i>	<i>1</i>	

SPECIAL TEAMS TACKLES

Player	Total Tackles
Ja'Sir Taylor.....	6
Chris Rumph II.....	5
Deane Leonard.....	3
Nick Niemann.....	3
Alohi Gilman.....	2
Josh Harris.....	2
Troy Reeder.....	2
Drue Tranquill.....	2
Derrek Tuszka.....	2
Nasir Adderley.....	1
Michael Bandy.....	1
Michael Davis.....	1
Josh Harris.....	1
Dustin Hopkins.....	1
Zander Horvath.....	1
Amen Ogbongbemiga.....	1
Totals.....	35

2022 GAME SUMMARIES

WEEK 1 vs. LAS VEGAS



**CHARGERS 24
RAIDERS 19**

Sunday, Sept. 11, 2022
SoFi Stadium – Inglewood, Calif.



GAME STATISTICS

TEAM	1	2	3	4	OT	F
Las Vegas	3	0	10	6	—	19
L.A. Chargers	3	14	7	0	—	24

SCORING SUMMARY

Team	Q	Time	Play
Chargers	1	9:03	D.Hopkins 43 yd. Field Goal (12-50, 5:57)
Raiders	1	2:29	D.Carlson 23 yd. Field Goal (14-70, 6:34)
Chargers	2	9:34	Z.Horvath 1 yd. pass (D.Hopkins kick) (9-67, 3:44)
Chargers	2	0:35	D.Carter 23 yd. pass (D.Hopkins kick) (2-31, 0:10)
Raiders	3	12:39	B.Bolden 18 yd. pass (D.Carlson kick) (5-75, 2:21)
Chargers	3	6:42	G.Everett 18 yd. pass (D.Hopkins kick) (11-73, 5:57)
Raiders	3	1:03	D.Carlson 55 yd. Field Goal (11-38, 5:39)
Raiders	4	4:32	D.Adams 3 yd. pass (pass failed) (7-61, 3:01)

TEAM STATISTICS

	LV	LAC
FIRST DOWNS:	18	18
TOTAL NET YARDS:	320	355
NET RUSHING YARDS:	64	76
NET PASSING YARDS:	256	279
PENALTIES/YARDS:	3-11	5-21
3RD DOWN EFFICIENCY (%):	5-11 (45.5%)	6-14 (42.9%)
SCORING DRIVES (%):	4-11 (36.3%)	4-11 (36.3%)
PUNTS/NET AVERAGE:	2-53.0	4-49.0
SACKS/YARDS:	0/0	6/39
FUMBLES/LOST:	3/0	1/0
POINTS OFF TURNOVERS:	0	7
AVG. DRIVE START:	OWN 25	OWN 34
TIME OF POSSESSION:	27:28	32:32

INDIVIDUAL TOP PERFORMERS



PASSING

	CMP	ATT	YDS	TD	INT	RT
J.Herbert	26	34	279	3	0	129.4
D.Carr	22	37	295	2	3	69.1

RUSHING

	ATT	YDS	AVG	LG	TD
A.Ekeler	14	36	2.6	8	0
J.Kelley	4	21	5.3	12	0
J.Jacobs	10	57	5.7	18	0
B.Bolden	3	7	2.3	5	0

RECEIVING

	REC	YDS	AVG	LG	TD
K.Allen	4	66	16.5	42	0
D.Carter	3	64	21.3	30	1
G.Everett	3	56	18.0	25	1
A.Ekeler	4	36	9.0	13	0
D.Adams	10	141	14.1	41	1
D.Waller	4	79	19.8	31	0
H.Renfrow	3	21	7.0	9	0
B.Bolden	2	21	10.5	18	1

TACKLES (SOLO) – LAC: D.James Jr. 6 (6), K.Mack 6 (5), Murray/Tranquill 5 (3); **LV:** J.Abram 12 (9), M.Crosby 10 (8), N.Hobbs 9 (6).

SACKS – LAC: K.Mack 3-17, J.Bosa 1.5-12.5, D.James Jr. 1-7, M.Fox 0.5-2.5; **LV:** None.

INTERCEPTIONS – LAC: D.Tranquill 1-20-0, B.Callahan 1-2-0, A.Samuel Jr. 1-0-0; **LV:** None.

STARTERS

WR..... K.Allen	OLB..... J.Bosa	LT..... R.Slater	DL..... A.Johnson	WR..... H.Renfrow	DE..... C.Jones
LG..... M.Feiler	DL..... S.Joseph-Day	LG..... M.Feiler	DL..... S.Joseph-Day	DT..... K.Miller	DT..... A.Billings
C..... C.Linsley	OLB..... K.Mack	C..... C.Linsley	OLB..... K.Mack	DE..... M.Crosby	DE..... M.Crosby
RG..... Z.Johnson	LB..... D.Tranquill	RG..... Z.Johnson	LB..... D.Tranquill	CB..... N.Hobbs	CB..... N.Hobbs
RT..... T.Pipkins III	LB..... K.Murray Jr.	RT..... T.Pipkins III	LB..... K.Murray Jr.	OLB..... D.Deablo	OLB..... D.Deablo
TE..... G.Everett	CB..... B.Callahan	TE..... G.Everett	CB..... B.Callahan	CB..... A.Averett	CB..... A.Averett
WR..... J.Palmer	CB..... M.Davis	WR..... J.Palmer	CB..... M.Davis	CB..... J.Jackson	CB..... J.Jackson
WR..... M.Williams	S..... N.Adderley	WR..... M.Williams	S..... N.Adderley	CB..... R.Ya-Sin	CB..... R.Ya-Sin
QB..... J.Herbert	S..... D.James Jr.	QB..... J.Herbert	S..... D.James Jr.	FS..... T.Moehrig	FS..... T.Moehrig
RB..... A.Ekeler	CB..... A.Samuel Jr.	RB..... A.Ekeler	CB..... A.Samuel Jr.	SS..... J.Abram	SS..... J.Abram

WEEK 2 AT KANSAS CITY



**CHIEFS 27
CHARGERS 24**

Thursday, Sept. 15, 2022
GEHA Field at Arrowhead Stadium – Kansas City, Mo.



GAME STATISTICS

TEAM	1	2	3	4	OT	F
L.A. Chargers	3	7	7	7	—	24
Kansas City	0	7	7	13	—	27

SCORING SUMMARY

Team	Q	Time	Play
Chargers	1	5:58	D.Hopkins 31 yd. Field Goal (11-67, 4:41)
Chargers	2	14:57	Z.Horvath 1 yd. pass (D.Hopkins kick) (8-58, 3:50)
Chiefs	2	11:38	J.McKinnon 9 yd. pass (M.Ammendola kick) (7-75, 3:19)
Chargers	3	9:52	M.Williams 15 yd. pass (D.Hopkins kick) (11-75, 5:08)
Chiefs	3	7:22	Ju.Watson 41 yd. pass (M.Ammendola kick) (7-75, 2:30)
Chiefs	4	14:58	M.Ammendola 19 yd. Field Goal (9-35, 4:01)
Chiefs	4	10:29	Ja.Watson 99 yd. INT return (M.Ammendola kick)
Chiefs	4	3:20	M.Ammendola 31 yd. Field Goal (5-72, 0:35)
Chargers	4	1:11	J.Palmer 7 yd. pass (D.Hopkins kick) (9-73, 2:09)

TEAM STATISTICS

	LAC	KC
FIRST DOWNS:	21	15
TOTAL NET YARDS:	401	319
NET RUSHING YARDS:	75	93
NET PASSING YARDS:	326	226
PENALTIES/YARDS:	3-25	6-54
3RD DOWN EFFICIENCY (%):	5-16 (31.3%)	4-12 (33.3%)
SCORING DRIVES (%):	4-12 (25.0%)	4-11 (36.3%)
PUNTS/NET AVERAGE:	6-45.0	6-55.5
SACKS/YARDS:	1/9	2/8
FUMBLES/LOST:	0/0	0/0
POINTS OFF TURNOVERS:	0	7
AVG. DRIVE START:	OWN 24	OWN 27
TIME OF POSSESSION:	33:37	26:23

INDIVIDUAL TOP PERFORMERS



PASSING

	CMP	ATT	YDS	TD	INT	RT
J.Herbert	33	48	334	3	1	100.5
P.Mahomes	24	35	235	2	0	106.2

RUSHING

	ATT	YDS	AVG	LG	TD
A.Ekeler	14	39	2.8	8	0
J.Kelley	4	22	5.5	8	0
C.Edwards-Helaire	8	74	9.3	52	0
J.McKinnon	4	12	3.0	5	0

RECEIVING

	REC	YDS	AVG	LG	TD
M.Williams	8	113	14.1	39	1
G.Everett	6	71	11.8	26	0
A.Ekeler	9	55	6.1	21	0
D.Carter	3	55	18.3	35	0
T.Kelce	5	51	10.2	19	0
Ju.Watson	2	50	25.0	41	1
M.Hardman	3	49	16.3	30	0
C.Edwards-Helaire	4	44	11.0	21	0

TACKLES (SOLO) – LAC: D.James Jr. 9 (6), D.Tranquill 7 (4), J.Jackson 6 (6); **KC:** W.Gay 11 (6), N.Bolton 10 (5), L.Sneed 8 (7).

SACKS – LAC: K.Mack 0.5-4.5, D.Tranquill 0.5-4.5; **KC:** C.Jones 2-8.

INTERCEPTIONS – LAC: None; **KC:** Ja.Watson 1-99-1.

STARTERS

WR..... D.Carter	OLB..... J.Bosa	WR..... J.Smith-Schuster	DE..... F.Clark
LT..... R.Slater	DL..... A.Johnson	LT..... O.Brown	DT..... C.Jones
LG..... M.Feiler	DL..... S.Joseph-Day	LG..... J.Thuney	DT..... D.Nnadi
C..... C.Linsley	OLB..... K.Mack	C..... C.Humphrey	DE..... G.Karlaftis
RG..... Z.Johnson	LB..... D.Tranquill	RG..... T.Smith	LB..... N.Bolton
RT..... T.Pipkins III	LB..... K.Murray Jr.	RT..... A.Wylie	LB..... W.Gay
TE..... G.Everett	CB..... B.Callahan	TE..... T.Kelce	CB..... Ja.Watson
WR..... J.Palmer	CB..... J.Jackson	WR..... M.Valdes-Scantling	CB..... R.Fenton
WR..... M.Williams	S..... N.Adderley	WR..... M.Hardman	CB..... L.Sneed
QB..... J.Herbert	S..... D.James Jr.	QB..... P.Mahomes	S..... J.Thornhill
RB..... A.Ekeler	CB..... A.Samuel Jr.	RB..... C.Edwards-Helaire	S..... J.Reid

2022 GAME SUMMARIES

WEEK 3 vs. JACKSONVILLE



**JAGUARS 38
CHARGERS 10**

Sunday, Sept. 25, 2022
SoFi Stadium – Inglewood, Calif.



GAME STATISTICS

TEAM	1	2	3	4	OT	F
Jacksonville	0	16	15	7	—	38
L.A. Chargers	0	7	3	0	—	10

SCORING SUMMARY

Team	Q	Time	Play
Jaguars	2	14:57	R.Patterson 22 yd. Field Goal (12-63, 5:14)
Jaguars	2	13:52	R.Patterson 23 yd. Field Goal (4-0, 0:49)
Jaguars	2	10:23	Z.Jones 14 yd. pass (R.Patterson kick) (5-28, 1:58)
Chargers	2	6:10	M.Williams 15 yd. pass (D.Hopkins kick) (9-75, 4:13)
Jaguars	2	1:02	R.Patterson 23 yd. Field Goal (11-70, 5:08)
Chargers	3	11:51	D.Hopkins 25 yd. Field Goal (10-68, 3:09)
Jaguars	3	10:38	J.Robinson 50 yd. run (R.Patterson kick) (5-75, 1:13)
Jaguars	3	1:15	C.Kirk 4 yd. pass (14-60, 8:27)
Jaguars	4	4:54	M.Jones 11 yd. pass (R.Patterson kick) (14-68, 9:10)

TEAM STATISTICS

	JAX	LAC
FIRST DOWNS:	25	16
TOTAL NET YARDS:	413	312
NET RUSHING YARDS:	151	26
NET PASSING YARDS:	262	286
PENALTIES/YARDS:	2-10	7-54
3RD DOWN EFFICIENCY (%):	8-15 (53.3%)	5-13 (38.5%)
SCORING DRIVES (%):	7-11 (63.6%)	2-10 (20.0%)
PUNTS/NET AVERAGE:	1-56.0	4-43.8
SACKS/YARDS:	1/11	0/0
FUMBLES/LOST:	0/0	1/1
POINTS OFF TURNOVERS:	10	0
AVG. DRIVE START:	OWN 36	OWN 24
TIME OF POSSESSION:	38:27	21:33

INDIVIDUAL TOP PERFORMERS



PASSING

	CMP	ATT	YDS	TD	INT	RT
J.Herbert	25	45	297	1	1	74.0
T.Lawrence	28	39	262	3	0	115.5

RUSHING

	ATT	YDS	AVG	LG	TD
S.Michael	5	22	4.4	8	0
J.Herbert	1	7	7.0	7	0
J.Robinson	17	100	5.9	50	1
T.Etienne	13	45	3.5	9	0

RECEIVING

	REC	YDS	AVG	LG	TD
J. Palmer	6	99	16.5	12	0
J.Guyton	2	64	32.0	54	0
A.Ekeler	8	48	6.0	12	0
D.Carter	3	31	10.3	17	0
Z.Jones	10	85	8.5	16	1
C.Kirk	6	72	12.0	35	1
M.Jones	4	33	8.3	11	1
T.Etienne	3	30	10.0	15	0

TACKLES (SOLO) - LAC: D.Tranquill 11 (9), M.Davis 10 (8), D.James 9 (4);
JAX: F.Oluokun 8 (7), D.Lloyd 7 (5), T.Herndon 6 (5).

SACKS - LAC: None; **JAX:** D.Smoot 1-11.

INTERCEPTIONS - LAC: None; **JAX:** D.Lloyd 1-10-0.

STARTERS

WR.... M.Williams	OLB..... K.Mack	WR.... C.Kirk	DL... R.Robertson-Harris
LT R.Slater	DL..... A.Johnson	LT C.Robinson	DL..... F.Fatukasi
LG.... M.Feiler	DL.S.Joseph-Day	LG..... B.Bartch	OLB..... J.Allen
C..... W.Clapp	DL..... M.Fox	C..... L.Fortner	OLB..... T.Walker
RG.... Z.Johnson	LB..... K.Van Noy	RG.... B.Scherff	LB..... F.Oluokun
RT T.Pipkins III	LB.... K.Murray Jr.	RT J.Taylor	LB..... D.Lloyd
TE.... G.Everett	CB B.Callahan	TE..... E.Ingram	CB T.Herndon
WR.... J.Palmer	CB M.Davis	WR.... M.Jones	CB D.Williams
WR.... D.Carter	S..... N.Adderley	WR.... Z.Jones	CB ... T.Campbell
QB.... J.Herbert	S..... D.James Jr.	QB.... T.Lawrence	FS A.Cisco
RB A.Ekeler	CB .. A.Samuel Jr.	RB J.Robinson	SS R.Jenkins

WEEK 4 AT HOUSTON



**CHARGERS 34
TEXANS 24**

Sunday, Oct. 2, 2022
NRG Stadium – Houston, Texas



GAME STATISTICS

TEAM	1	2	3	4	OT	F
L.A. Chargers	7	20	0	7	—	34
Houston	0	7	7	10	—	24

SCORING SUMMARY

Team	Q	Time	Play
Chargers	1	12:00	G.Everett 18 yd. pass (D.Hopkins kick) (3-25, 1:28)
Chargers	2	12:57	A.Ekeler 10 yd. run (D.Hopkins kick) (9-64, 4:22)
Chargers	2	10:00	A.Ekeler 20 yd. run (D.Hopkins kick) (3-73, 1:18)
Texans	2	9:48	D.Pierce 75 yd. run (K.Fairbairn kick) (1-75, 0:12)
Chargers	2	4:35	D.Hopkins 23 yd. Field Goal (10-77, 5:13)
Chargers	2	0:00	D.Hopkins 37 yd. Field Goal (9-49, 0:57)
Texans	3	1:12	R.Burkhead 8 yd. pass (K.Fairbairn kick) (8-87, 4:30)
Texans	4	10:02	B.Cooks 18 yd. pass (K.Fairbairn kick) (5-93, 2:53)
Texans	4	8:30	K.Fairbairn 40 yd. Field Goal (4--6, 1:28)
Chargers	4	2:28	A.Ekeler 14 yd. pass (D.Hopkins kick) (12-84, 6:02)

TEAM STATISTICS

	LAC	HOU
FIRST DOWNS:	22	16
TOTAL NET YARDS:	419	346
NET RUSHING YARDS:	81	131
NET PASSING YARDS:	338	215
PENALTIES/YARDS:	2-10	7-54
3RD DOWN EFFICIENCY (%):	8-16 (50.0%)	4-12 (33.3%)
SCORING DRIVES (%):	6-12 (50.0%)	4-12 (33.3%)
PUNTS/NET AVERAGE:	4-46.3	3-52.0
SACKS/YARDS:	4/31	1/2
FUMBLES/LOST:	2/1	1/0
POINTS OFF TURNOVERS:	7	3
AVG. DRIVE START:	OWN 34	OWN 29
TIME OF POSSESSION:	31:39	28:21

INDIVIDUAL TOP PERFORMERS



PASSING

	CMP	ATT	YDS	TD	INT	RT
J.Herbert	27	39	340	2	0	113.2
D.Mills	26	35	246	2	2	88.5

RUSHING

	ATT	YDS	AVG	LG	TD
A.Ekeler	13	60	4.6	20	2
J.Kelley	4	15	3.8	6	0
D.Pierce	14	131	9.4	75	1

RECEIVING

	REC	YDS	AVG	LG	TD
M.Williams	7	120	17.1	50	0
G.Everett	5	61	12.2	18	1
A.Ekeler	6	49	8.2	21	1
M.Bandy	2	49	24.5	25	0
N.Collins	3	82	27.3	58	0
B.Cooks	7	57	8.1	20	1
R.Burkhead	5	39	7.8	13	1
J.Akins	2	33	16.5	30	0

TACKLES (SOLO) - LAC: D.Tranquill 11 (6), D.James 6 (3), A.Samuel 5 (5);
HOU: S.Nelson 7 (6), K.Grugier-Hill 7 (6), J.Pitre 7 (3).

SACKS - LAC: M.Fox 1-10, K.Mack 1-8, J.Tillery 1-7, S.Joseph-Day 1-6; **HOU:**
T.Booker 0.5-1, R.Green 0.5-1.

INTERCEPTIONS - LAC: N.Adderley 1-30-0, B.Callahan 1-9-0; **HOU:** None.

STARTERS

WR.... M.Williams	OLB..... K.Mack	WR.... N.Collins	DE J.Greenard
LT J.Salyer	DL..... A.Johnson	LT L.Tunsil	DT M.Collins
LG.... M.Feiler	DL.S.Joseph-Day	LG..... K.Green	DT R.Lopez
C..... W.Clapp	OLB.... K.Van Noy	C..... S.Quessenberry	DE J.Hughes
RG.... Z.Johnson	LB..... D.Tranquill	RG.... A.Cann	LB. K.Grugier-Hill
RT T.Pipkins III	LB.... K.Murray Jr.	RT T.Howard	LB..... C.Kirksey
TE.... G.Everett	CB B.Callahan	TE..... O.Howard	LB.... B.Cashman
WR.... T.McKitty	CB M.Davis	WR.... B.Cooks	CB D.Stingley
WR.... J.Palmer	S..... N.Adderley	WR.... C.Moore	CB S.Nelson
QB.... J.Herbert	S..... D.James Jr.	QB.... D.Mills	S J.Pitre
RB A.Ekeler	CB .. A.Samuel Jr.	RB D.Pierce	S..... J.Owens

2022 GAME SUMMARIES

WEEK 5 AT CLEVELAND



CHARGERS 34 BROWNS 24

Sunday, Oct. 9, 2022
FirstEnergy Stadium – Cleveland, Ohio



GAME STATISTICS

TEAM	1	2	3	4	OT	F
L.A. Chargers	3	14	10	3	—	30
Cleveland	14	7	7	0	—	28

SCORING SUMMARY

Team	Q	Time	Play
Browns	1	12:01	N.Chubb 41 yd. run (C.York kick) (5-75, 2:59)
Browns	1	4:01	A.Cooper 11 yd. pass (C.York kick) (9-72, 4:51)
Chargers	1	2:26	T.Bertolet 28 yd. Field Goal (5-66, 1:35)
Chargers	2	13:39	J.Kelley 5 yd. run (T.Bertolet kick) (5-75, 2:02)
Chargers	2	5:51	A.Ekeler 12 yd. pass (T.Bertolet kick) (12-99, 6:00)
Browns	2	2:55	N.Chubb 2 yd. run (C.York kick) (6-75, 2:56)
Chargers	3	10:21	A.Ekeler 22 yd. run (T.Bertolet kick) (9-75, 4:39)
Chargers	3	5:47	T.Bertolet 25 yd. Field Goal (7-23, 3:04)
Browns	3	0:55	K.Hunt 2 yd. run (C.York kick) (11-75, 4:52)
Chargers	4	9:29	T.Bertolet 27 yd. Field Goal (13-66, 6:26)

TEAM STATISTICS

	LAC	CLE
FIRST DOWNS:	26	27
TOTAL NET YARDS:	465	443
NET RUSHING YARDS:	238	213
NET PASSING YARDS:	227	230
PENALTIES/YARDS:	4-17	6-65
3RD DOWN EFFICIENCY (%):	3-10 (30.0%)	4-10 (40.0%)
SCORING DRIVES (%):	6-11 (54.5%)	4-10 (40.0%)
PUNTS/NET AVERAGE:	1-37.0	2-59.5
SACKS/YARDS:	0/0	1/1
FUMBLES/LOST:	0/0	0/0
POINTS OFF TURNOVERS:	0	0
AVG. DRIVE START:	OWN 28	OWN 29
TIME OF POSSESSION:	29:58	30:02

INDIVIDUAL TOP PERFORMERS

PASSING

J.Herbert	CMP	ATT	YDS	TD	INT	RT
J.Herbert	22	34	228	1	0	93.8
J.Brissett	CMP	ATT	YDS	TD	INT	RT
J.Brissett	21	34	230	1	1	79.3

RUSHING

A.Ekeler	ATT	YDS	AVG	LG	TD	N.Chubb	ATT	YDS	AVG	LG	TD
A.Ekeler	16	173	10.8	71	1	N.Chubb	17	134	7.9	41	2
J.Kelley	10	49	4.9	16	1	K.Hunt	11	47	4.3	17	0

RECEIVING

M.Williams	REC	YDS	AVG	LG	TD	D.Njoku	REC	YDS	AVG	LG	TD
M.Williams	10	134	13.4	38	0	D.Njoku	6	88	14.7	38	0
A.Ekeler	4	26	6.5	12	1	A.Cooper	7	76	10.9	20	1
J.Palmer	3	24	8.0	9	0	D.Peoples-Jones	4	50	12.5	19	0
J.Kelley	2	33	16.5	22	0	K.Hunt	3	10	3.3	6	0

TACKLES (SOLO) - LAC: D.James 14 (10), A.Gilman 7 (4), J.Jackson 6 (4); **CLE:** D.Ward 10 (9), J.Phillips 10 (7), G.Delpit 8 (5).

SACKS - LAC: None; **CLE:** None.

INTERCEPTIONS - LAC: A. Gilman 1-18-0; **CLE:** None.

STARTERS

WR..... M.Williams	OLB..... K.Mack	WR..... A.Cooper	DE M.Garrett
LT J.Salyer	DL..... A.Johnson	LT J.Wills	DT..... T.Bryan
LG..... M.Feiler	DL.S.Joseph-Day	LG..... J.Bitonio	DT..... J.Elliott
C..... C.Linsley	DL..... M.Fox	C..... E.Pocic	DE J.Clowney
RG..... Z.Johnson	OLB.... K.Van Noy	RG..... W.Teller	LB... J.Owusu-Koramoah
RT T.Pipkins III	LB..... D.Tranquill	RT J.Conklin	LB..... J.Phillips
TE..... G.Everett	LB.... K.Murray Jr.	TE..... D.Njoku	CB D.Ward
WR.... D.Carter	CB..... M.Davis	TE..... H.Bryant	CB ... G.Newsome
WR.... J.Palmer	S..... N.Adderley	TE..... P.Brown	DB..... R.Harrison
QB..... J.Herbert	S..... D.James Jr.	QB..... J.Brissett	SS..... G.Delpit
RB..... A.Ekeler	CB .. A.Samuel Jr.	RB..... N.Chubb	FS..... J.Johnson

WEEK 6 vs. DENVER



CHARGERS 19 BRONCOS 16

Monday, Oct. 17, 2022
SoFi Stadium – Inglewood, Calif.



GAME STATISTICS

TEAM	1	2	3	4	OT	F
Denver	10	3	0	3	0	16
L.A. Chargers	0	10	3	3	3	19

SCORING SUMMARY

Team	Q	Time	Play
Broncos	1	7:20	B.McManus 51 yd. Field Goal (8-46, 5:11)
Broncos	1	1:49	G.Dulcich 39 yd. pass (B.McManus kick) (7-84, 3:41)
Chargers	2	9:09	A.Ekeler 6 yd. run (D.Hopkins kick) (15-82, 7:40)
Chargers	2	0:53	D.Hopkins 37 yd. Field Goal (14-69, 6:36)
Broncos	2	0:00	B.McManus 27 yd. Field Goal (7-66, 0:53)
Chargers	3	9:08	D.Hopkins 31 yd. Field Goal (9-60, 4:19)
Broncos	4	8:21	B.McManus 48 yd. Field Goal (4-0, 2:07)
Chargers	4	3:58	D.Hopkins 35 yd. Field Goal (10-58, 4:23)
Chargers	OT	2:38	D.Hopkins 39 yd. Field Goal (4-7, 2:08)

TEAM STATISTICS

	DEN	LAC
FIRST DOWNS:	13	24
TOTAL NET YARDS:	258	297
NET RUSHING YARDS:	98	26
NET PASSING YARDS:	160	224
PENALTIES/YARDS:	10-151	9-89
3RD DOWN EFFICIENCY (%):	4-14 (28.6%)	11-22 (50.0%)
SCORING DRIVES (%):	3-11 (27.2%)	5-12 (41.6%)
PUNTS/NET AVERAGE:	7-46.1	4-44.0
SACKS/YARDS:	2/14	4/28
FUMBLES/LOST:	3/1	0/0
POINTS OFF TURNOVERS:	3	3
AVG. DRIVE START:	OWN 29	OWN 27
TIME OF POSSESSION:	28:33	38:49

INDIVIDUAL TOP PERFORMERS

PASSING

J.Herbert	CMP	ATT	YDS	TD	INT	RT	R.Wilson	CMP	ATT	YDS	TD	INT	RT
J.Herbert	37	57	238	0	1	66.3	R.Wilson	15	28	188	1	0	86.6

RUSHING

A.Ekeler	ATT	YDS	AVG	LG	TD	L.Murray	ATT	YDS	AVG	LG	TD
A.Ekeler	14	36	2.6	11	1	L.Murray	15	66	4.4	14	0
S.Michel	8	28	3.5	7	0	R.Wilson	4	23	5.8	10	0

RECEIVING

J.Palmer	REC	YDS	AVG	LG	TD	J.Jeudy	REC	YDS	AVG	LG	TD
J.Palmer	6	99	16.5	12	0	J.Jeudy	3	54	18.0	37	0
J.Guyton	2	64	32.0	54	0	G.Dulcich	2	44	22.0	39	1
A.Ekeler	8	48	6.0	12	0	K.Hamler	2	44	22.0	47	0
D.Carter	3	31	10.3	17	0	E.Tomlinson	1	16	16.0	16	0

TACKLES (SOLO) - LAC: D.James 10 (6), D.Tranquill 8 (6), K.Mack 5 (4); **DEN:** A.Singleton 21 (19), J.Griffith 10 (7), K.Jackson 8 (3).

SACKS - LAC: D.Tranquill 2-13, D.James 1-11, K.Mack 1-4; **DEN:** B.Browning 1-7, M.Henningsen 1-7.

INTERCEPTIONS - LAC: None; **DEN:** B.Browning 1-(-6)-0.

STARTERS

WR.... M.Williams	OLB..... K.Mack	WR.... C.Sutton	DE D.Jones
LT J.Salyer	DL..... A.Johnson	LT C.Anderson	DT..... DJ.Jones
LG..... M.Feiler	DL.S.Joseph-Day	LG..... D.Risner	DE D.Williams
C..... C.Linsley	DL..... M.Fox	C..... L.Cushenberry	SLB..... B.Chubb
RG..... Z.Johnson	OLB.... K.Van Noy	OLB.... K.Van Noy	OLB.... P.Surtain
RT T.Pipkins III	LB..... K.Murray Jr.	LB.... K.Murray Jr.	ILB..... J.Griffith
TE..... G.Everett	LB..... D.Tranquill	TE..... J.Jeudy	ILB... A.Singleton
WR.... D.Carter	CB..... J.Jackson	WR.... J.Jeudy	LCB P.Surtain
WR.... J.Palmer	S..... N.Adderley	TE..... A.Beck	RCB..... D.Mathis
QB..... J.Herbert	S..... D.James Jr.	QB..... R.Wilson	S..... K.Jackson
RB..... A.Ekeler	CB .. A.Samuel Jr.	RB..... M.Gordon	S..... J.Simmons

2022 GAME SUMMARIES

WEEK 7 vs. SEATTLE



**SEAHAWKS 37
CHARGERS 23**

Sunday, Oct. 23, 2022
SoFi Stadium – Inglewood, Calif.



GAME STATISTICS

TEAM	1	2	3	4	OT	F
Seattle	17	7	3	10	—	37
L.A. Chargers	0	14	0	9	—	23

SCORING SUMMARY

Team	Q	Time	Play
Seahawks	1	7:29	M.Goodwin 20 yd. pass (J.Myers kick) (8-68, 4:11)
Seahawks	1	4:17	K.Walker 12 yd. run (J.Myers kick) (4-43, 1:09)
Seahawks	1	1:08	J.Myers 46 yd. Field Goal (4--9, 1:26)
Chargers	2	12:44	A.Ekeler 7 yd. run (T.Bertolet kick) (8-75, 3:24)
Chargers	2	9:37	M.Williams 13 yd. pass (T.Bertolet kick) (6-33, 2:23)
Seahawks	2	1:40	M.Goodwin 23 yd. pass (J.Myers kick) (7-73, 2:43)
Seahawks	3	1:06	J.Myers 34 yd. Field Goal (17-77, 10:20)
Chargers	4	14:17	K.Walker tackled in EZ by Joseph/Reeder for Safety
Seahawks	4	9:09	J.Myers 50 yd. Field Goal (7-31, 3:38)
Seahawks	4	6:56	K.Walker 74 yd. run (J.Myers kick) (1-74, 0:12)
Chargers	4	3:22	A.Ekeler 1 yd. pass from J.Herbert (11-75, 3:34)

TEAM STATISTICS

	SEA	LAC
FIRST DOWNS:	24	21
TOTAL NET YARDS:	404	329
NET RUSHING YARDS:	214	53
NET PASSING YARDS:	190	276
PENALTIES/YARDS:	7-68	7-70
3RD DOWN EFFICIENCY (%):	5-9 (55.6%)	5-15 (33.3%)
SCORING DRIVES (%):	6-13 (46.2%)	3-12 (25.0%)
PUNTS/NET AVERAGE:	1-46.0	5-45.6
SACKS/YARDS:	3/17	2/20
FUMBLES/LOST:	1/1	2/1
POINTS OFF TURNOVERS:	7	7
AVG. DRIVE START:	OWN 31	OWN 32
TIME OF POSSESSION:	33:57	26:03

INDIVIDUAL TOP PERFORMERS



PASSING

	CMP	ATT	YDS	TD	INT	RT
J.Herbert	33	51	293	2	1	84.8
G.Smith	20	27	210	2	1	105.5

RUSHING

	ATT	YDS	AVG	LG	TD
A.Ekeler	9	31	3.4	13	1
J.Herbert	3	22	7.3	14	0
K.Walker	23	168	7.3	74	2
D.Dallas	6	35	5.8	11	0

RECEIVING

	REC	YDS	AVG	LG	TD
A.Ekeler	12	96	8.0	23	1
M.Williams	7	86	12.3	21	1
G.Everett	5	63	12.6	24	0
D.Carter	3	37	12.3	22	0
M.Goodwin	4	67	16.8	23	2
T.Lockett	7	45	6.4	14	0
W.Dissly	4	45	11.3	16	0
C.Parkinson	1	28	28.0	28	0

TACKLES (SOLO) - LAC: D.James 8 (4), N.Adderley 7 (7), D.Tranquill 7 (7); **SEA:** J.Brooks 8 (7), R.Neal 7 (6), C.Bryant 6 (5).

SACKS - LAC: A.Johnson 1-10, M.Fox 1-10; **SEA:** D.Taylor 1-9, Q.Jefferson 1-8, A.Woods 1-0.

INTERCEPTIONS - LAC: K.Murray 1-16-0; **SEA:** R.Neal 1-13-0.

STARTERS

WR.... M.Williams	OLB.....K.Mack	WR.... D.Metcalf	OLB.....U.Nwosu
LT J.Salyer	DL..... A.Johnson	LT C.Cross	DE S.Harris
LG..... M.Feiler	DL.S.Joseph-Day	LG..... D.Lewis	DT..... A.Woods
C..... C.Linsley	OLB.... K.Van Noy	C..... A.Blythe	DE P.Ford
RG Z.Johnson	LB.....D.Tranquill	RG P.Haynes	OLB.....B.Mafe
RT T.Pipkins III	LB.... K.Murray Jr.	RT A.Lucas	ILB..... J.Brooks
TE..... T.McKitty	CB B.Callahan	TE..... W.Dissly	CB C.Bryant
WR.... M.Williams	CB J.Jackson	TE..... N.Fant	LCB ... M.Jackson
WR.... D.Carter	S..... N.Adderley	WR.... T.Lockett	RCB.... T.Woolen
QB..... J.Herbert	S..... D.James Jr.	QB..... G.Smith	SS R.Neal
RB A.Ekeler	CB .. A.Samuel Jr.	RB K.Walker	FS Q.Diggs

WEEK 9 AT ATLANTA



**CHARGERS 20
FALCONS 17**

Sunday, Nov. 6, 2022
Mercedes-Benz Stadium – Atlanta, Ga.



GAME STATISTICS

TEAM	1	2	3	4	OT	F
L.A. Chargers	0	14	0	6	—	20
Atlanta	10	0	7	0	—	17

SCORING SUMMARY

Team	Q	Time	Play
Falcons	1	10:40	C.Patterson 1 yd. run (Y.Koo kick) (8-75, 4:20)
Falcons	1	0:52	Y.Koo 29 yd. Field Goal (14-70, 8:22)
Chargers	2	4:38	A.Ekeler 2 yd. run (C.Dicker kick) (15-83, 8:35)
Chargers	2	0:32	A.Ekeler 1 yd. pass (C.Dicker kick) (10-63, 1:56)
Falcons	3	3:44	C.Patterson 3 yd. run (Y.Koo kick) (10-53, 4:43)
Falcons	4	5:27	C.Dicker 31 yd. Field Goal (14-47, 6:45)
Chargers	4	0:00	C.Dicker 37 yd. Field Goal (3-24, 0:34)

TEAM STATISTICS

	LAC	ATL
FIRST DOWNS:	19	19
TOTAL NET YARDS:	336	315
NET RUSHING YARDS:	91	201
NET PASSING YARDS:	245	114
PENALTIES/YARDS:	5-45	2-15
3RD DOWN EFFICIENCY (%):	4-10 (40.0%)	5-11 (45.5%)
SCORING DRIVES (%):	6-11 (54.5%)	3-11 (27.3%)
PUNTS/NET AVERAGE:	4-42.0	4-51.0
SACKS/YARDS:	2/15	0/0
FUMBLES/LOST:	1/1	2/2
POINTS OFF TURNOVERS:	3	7
AVG. DRIVE START:	OWN 33	OWN 28
TIME OF POSSESSION:	28:11	31:49

INDIVIDUAL TOP PERFORMERS



PASSING

	CMP	ATT	YDS	TD	INT	RT
J.Herbert	30	43	245	1	1	82.0
M.Mariota	12	23	129	0	0	68.9

RUSHING

	ATT	YDS	AVG	LG	TD
A.Ekeler	14	47	3.4	9	1
I.Spiller	7	29	4.1	7	0
T.Allgeier	10	99	9.9	44	0
C.Patterson	13	44	3.4	7	2

RECEIVING

	REC	YDS	AVG	LG	TD
J.Palmer	8	106	13.3	25	0
D.Carter	5	53	10.6	23	0
G.Everett	5	36	7.2	16	0
M.Bandy	5	26	5.2	11	0
K.Pitts	2	27	13.5	18	0
T.Allgeier	1	24	24.0	24	0
D.London	3	23	7.7	12	0
O.Zaccheaus	2	19	9.5	15	0

TACKLES (SOLO) - LAC: D.Tranquill 10 (8), D.James 9 (4), M.Davis 7 (4); **ATL:** R.Evans 12 (6), R.Grant 11 (5), C.Armstrong 9 (5).

SACKS - LAC: D.James 1-8, D.Tranquill 1-7; **ATL:** None.

INTERCEPTIONS - LAC: None; **ATL:** R.Grant 1-10-0.

STARTERS

WR.... J.Palmer	OLB.....K.Mack	WR.... D.London	OLB.. A.Ogundeji
LT J.Salyer	DL..... A.Johnson	LT J.Matthews	DL.....G.Jarrett
LG..... M.Feiler	DL.S.Joseph-Day	LG..... M.Hennessey	DL.....T.Graham
C..... C.Linsley	OLB.... M.Fox	C..... D.Dalman	OLB..... L.Carter
RG Z.Johnson	OLB.... K.Van Noy	RG C.Lindstrom	LB..... R.Evans
RT T.Pipkins III	LB.....D.Tranquill	RT K.McGary	LB..... M.Walker
TE..... T.McKitty	CB B.Callahan	TE..... K.Pitts	DB.. C.Armstrong
WR.... D.Carter	CB M.Davis	WR.... D.London	CBI.Oliver
WR.... M.Bandy	S..... N.Adderley	WR.... O.Zaccheaus	SS R.Grant
QB..... J.Herbert	S..... D.James Jr.	QB..... M.Mariota	FS J.Hawkins
RB A.Ekeler	CB .. A.Samuel Jr.	RB C.Patterson	CB D.Hall

2022 GAME SUMMARIES

WEEK 10 AT SAN FRANCISCO



**49ERS 22
CHARGERS 16**

Sunday, Nov. 13, 2022
Levi's Stadium — Inglewood, Calif.



GAME STATISTICS

TEAM	1	2	3	4	OT	F
L.A. Chargers	7	9	0	0	—	16
San Francisco	3	7	3	9	—	22

SCORING SUMMARY

Team	Q	Time	Play
Chargers	1	11:35	D.Carter 32 yd. pass (C.Dicker kick) (7-75, 3:25)
49ers	1	4:10	R.Gould 20 yd. Field Goal (14-67, 7:25)
Chargers	2	14:52	C.Dicker 47 yd. Field Goal (4-3, 0:42)
Chargers	2	6:42	C.Dicker 25 yd. Field Goal (9-39, 3:43)
49ers	2	1:57	J.Garoppolo 1 yd. run (R.Gould kick) (9-75, 4:45)
Chargers	2	0:00	C.Dicker 40 yd. Field Goal (11-54, 1:57)
49ers	3	8:52	R.Gould 26 yd. Field Goal (12-67, 6:08)
49ers	4	7:54	C.McCaffrey 2 yd. run (kick failed, wr) (14-77, 6:59)
49ers	4	0:58	R.Gould 20 yd. Field Goal (4-6, 0:19)

TEAM STATISTICS

	LAC	SF
FIRST DOWNS:	12	22
TOTAL NET YARDS:	238	387
NET RUSHING YARDS:	51	157
NET PASSING YARDS:	187	230
PENALTIES/YARDS:	1-5	5-52
3RD DOWN EFFICIENCY (%):	6-16 (35.7%)	9-17 (52.9%)
SCORING DRIVES (%):	4-11 (36.3%)	5-11 (45.4%)
PUNTS/NET AVERAGE:	5-36.0	4-33.0
SACKS/YARDS:	1/10	3/9
FUMBLES/LOST:	1/0	1/1
POINTS OFF TURNOVERS:	3	0
AVG. DRIVE START:	OWN 28	OWN 34
TIME OF POSSESSION:	23:01	36:59

INDIVIDUAL TOP PERFORMERS



PASSING

	CMP	ATT	YDS	TD	INT	RT
J.Herbert	21	35	196	1	1	73.0
C.Daniel	0	2	0	0	0	39.6
J.Garoppolo	19	28	240	0	0	94.3

RUSHING

	ATT	YDS	AVG	LG	TD
A.Ekeler	6	24	4.0	12	0
J.Herbert	5	22	4.4	11	0
E.Mitchell	18	89	4.9	12	0
C.McCaffrey	14	38	2.7	12	1

RECEIVING

	REC	YDS	AVG	LG	TD
D.Carter	4	64	16.0	33	1
J.Palmer	3	44	14.7	25	0
A.Ekeler	7	39	5.6	14	0
G.Everett	2	23	11.5	17	0
B.Aiyuk	6	84	14.0	24	0
J.Jennings	4	40	10.0	12	0
C.McCaffrey	4	39	9.8	21	0
R.McCloud	1	33	33.0	33	0

TACKLES (SOLO) - LAC: D.Tranquill 15 (7), D.James 13 (7), N.Adderley 7 (3); **SF:** D.Greenlaw 7 (6), F.Warner 7 (4), N.Bosa 4 (4), J.Ward 4 (4).

SACKS - LAC: K.Mack 1-10; **SF:** C.Omenihu 1-7, N.Bosa 1-1, J.Willis 1-1.

INTERCEPTIONS - LAC: None; **SF:** T.Hufanga 1-6-0.

STARTERS

WR.....J.Palmer	OLB.....K.Mack	WR.....B.Aiyuk	DL.....C.Omenihu
LT.....J.Salyer	DL.S.Joseph-Day	LT.....T.Williams	LDT.....K.Givens
LG.....M.Feiler	DL.....O.Ogbonnia	LG.....A.Banks	RDT.H.Ridgeway
C.....C.Linsley	OLB.....K.Van Noy	C.....C.Brendel	RDE.....N.Bosa
RG.....Z.Johnson	LB.....K.Murray Jr.	RG.....S.Burford	MIKE.....F.Warner
RT.....F.Sarell	LB.....D.Tranquill	RT.....M.McGlinchey	LB.....D.Greenlaw
TE.....G.Everett	CB.....M.Davis	TE.....G.Kittle	LCB.....D.Lenoir
WR.....D.Carter	CB.....J.Woods	TE.....T.Kroft	RCB.....C.Ward
WR.....M.Bandy	S.....N.Adderley	WR.....D.Samuel	FS.....J.Ward
QB.....J.Herbert	S.....D.James Jr.	QB.....J.Garoppolo	S.....T.Gipson
RB.....A.Ekeler	CB..A.Samuel Jr.	RB.....C.McCaffrey	SS.....T.Hufanga

WEEK 11 vs. KANSAS CITY



**CHIEFS 30
CHARGERS 27**

Sunday, Nov. 20, 2022
SoFi Stadium — Inglewood, Calif.



GAME STATISTICS

TEAM	1	2	3	4	OT	F
Kansas City	6	7	3	14	—	30
L.A. Chargers	10	10	0	7	—	27

SCORING SUMMARY

Team	Q	Time	Play
Chiefs	1	10:54	H.Butker 33 yd. Field Goal (11-60, 4:06)
Chargers	1	9:33	J.Palmer 50 yd. pass (C.Dicker kick) (3-75, 1:21)
Chiefs	1	5:58	H.Butker 52 yd. Field Goal (7-41, 3:35)
Chargers	1	2:35	C.Dicker 46 yd. Field Goal (9-47, 3:23)
Chiefs	2	14:13	T.Kelce 4 yd. pass (H.Butker kick) (7-75, 3:22)
Chargers	2	3:31	A.Ekeler 1 yd. run (C.Dicker kick) (13-70, 7:03)
Chargers	2	0:14	C.Dicker 21 yd. Field Goal (9-58, 2:27)
Chiefs	3	6:22	H.Butker 30 yd. Field Goal (9-56, 4:50)
Chiefs	4	14:50	T.Kelce 32 yd. pass (H.Butker kick) (10-86, 4:55)
Chargers	4	1:46	J.Palmer 6 yd. pass (C.Dicker kick) (10-64, 5:01)
Chiefs	4	0:31	T.Kelce 17 yd. pass (H.Butker kick) (6-75, 1:15)

TEAM STATISTICS

	KC	LAC
FIRST DOWNS:	23	22
TOTAL NET YARDS:	485	365
NET RUSHING YARDS:	163	115
NET PASSING YARDS:	322	250
PENALTIES/YARDS:	4-54	4-2
3RD DOWN EFFICIENCY (%):	5-10 (50.0%)	8-14 (57.1%)
SCORING DRIVES (%):	6-11 (54.5%)	5-10 (50.0%)
PUNTS/NET AVERAGE:	2-46.0	3-49.0
SACKS/YARDS:	5/30	1/7
FUMBLES/LOST:	2/1	1/1
POINTS OFF TURNOVERS:	0	7
AVG. DRIVE START:	OWN 26	OWN 27
TIME OF POSSESSION:	27:41	32:19

INDIVIDUAL TOP PERFORMERS



PASSING

	CMP	ATT	YDS	TD	INT	RT
J.Herbert	23	30	280	2	1	113.2
P.Mahomes	20	34	329	3	0	120.8

RUSHING

	ATT	YDS	AVG	LG	TD
A.Ekeler	19	83	4.4	9	1
J.Herbert	5	17	3.4	7	0
I.Pacheco	15	107	7.1	28	0
J.McKinnon	6	24	4.0	7	0

RECEIVING

	REC	YDS	AVG	LG	TD
J.Palmer	8	106	13.3	50	2
K.Allen	5	94	18.8	46	0
D.Carter	3	33	11.0	20	0
A.Ekeler	2	17	8.5	11	0
T.Kelce	6	114	19.2	34	3
Ju.Watson	3	67	22.3	29	0
S.Moore	5	63	12.6	18	0
J.Fortson	2	51	25.5	40	0

TACKLES (SOLO) - LAC: D.Tranquill 7 (6), D.James Jr. 7 (4), B.Callahan 6 (6); **KC:** N.Bolton 14 (10), W.Gay 11 (7), J.Williams 6 (4).

SACKS - LAC: D.James Jr. 1-7; **KC:** M.Danna 2-17, C.Jones 2-7, W.Gay 1-6.

INTERCEPTIONS - LAC: None; **KC:** N.Bolton 1-0-0.

STARTERS

WR.....K.Allen	OLB.....K.Mack	TE.....T.Kelce	DE.....F.Clark
LT.....J.Salyer	DL.S.Joseph-Day	LT.....O.Brown	DT.....C.Jones
LG.....M.Feiler	DL.....M.Fox	LG.....J.Thuney	DT.....D.Nadi
C.....C.Linsley	OLB.....K.Van Noy	C.....C.Humphrey	DE.....G.Karlaftis
RG.....Z.Johnson	LB.....D.Tranquill	RG.....T.Smith	LB.....L.Chenail
RT.....T.Pipkins III	LB.....K.Murray Jr.	RT.....A.Wylie	LB.....N.Bolton
TE.....R.Rodgers	CB.....B.Callahan	TE.....N.Gray	LB.....W.Gay
WR.....M.Williams	CB.....M.Davis	TE.....J.Fortson	CB.....L.Sneed
FB.....Z.Horvath	S.....N.Adderley	WR.....Ju.Watson	CB.....T.McDuffie
QB.....J.Herbert	S.....D.James Jr.	QB.....P.Mahomes	S.....J.Thornhill
RB.....A.Ekeler	CB..A.Samuel Jr.	RB.....I.Pacheco	S.....J.Reid

2022 GAME SUMMARIES

WEEK 12 AT ARIZONA

WEEK 13 AT LAS VEGAS



CHARGERS 25 CARDINALS 24

Sunday, Nov. 27, 2022

State Farm Stadium – Glendale, Ariz.



RAIDERS 27 CHARGERS 20

Sunday, Dec. 4, 2022

Allegiant Stadium – Paradise, Nev.



GAME STATISTICS

TEAM	1	2	3	4	OT	F
L.A. Chargers	0	14	3	8	—	25
Arizona	7	10	0	7	—	24

SCORING SUMMARY

Team	Q	Time	Play
Cardinals	1	2:33	D.Hopkins 33 yd. pass (M.Prater kick) (10-82, 6:32)
Cardinals	2	14:03	M.Prater 43 yd. Field Goal (7-19, 2:48)
Chargers	2	8:51	K.Allen 2 yd. pass (C.Dicker kick) (11-75, 5:12)
Chargers	2	4:28	D.Carter 33 yd. pass (C.Dicker kick) (5-56, 2:35)
Cardinals	2	0:12	K.Murray 5 yd. run (M.Prater kick) (14-75, 4:16)
Chargers	3	4:28	C.Dicker 26 yd. Field Goal (14-53, 6:33)
Cardinals	4	13:31	J.Conner 6 yd. pass (M.Prater kick) (11-75, 5:57)
Chargers	4	0:15	A.Ekeler 1 yd. pass from J.Herbert (7-38, 1:33)

TEAM STATISTICS

	LAC	ARI
FIRST DOWNS:	22	20
TOTAL NET YARDS:	311	366
NET RUSHING YARDS:	65	181
NET PASSING YARDS:	246	185
PENALTIES/YARDS:	4-30	3-19
3RD DOWN EFFICIENCY (%):	6-13 (46.2%)	7-13 (53.8%)
SCORING DRIVES (%):	4-11 (36.3%)	4-11 (36.3%)
PUNTS/NET AVERAGE:	6-39.0	3-50.0
SACKS/YARDS:	1/6	4/28
FUMBLES/LOST:	1/0	1/1
POINTS OFF TURNOVERS:	7	0
AVG. DRIVE START:	OWN 35	OWN 24
TIME OF POSSESSION:	29:25	30:35

INDIVIDUAL TOP PERFORMERS



	PASSING							PASSING					
	CMP	ATT	YDS	TD	INT	RT		CMP	ATT	YDS	TD	INT	RT
J.Herbert	35	47	274	3	0	109.7	K.Murray	18	29	191	2	1	89.9

	RUSHING							RUSHING					
	ATT	YDS	AVG	LG	TD			ATT	YDS	AVG	LG	TD	
J.Herbert	4	38	9.5	23	0	J.Conner	25	120	4.8	20	0		
A.Ekeler	5	20	4.0	9	0	K.Murray	7	56	8.0	18	1		

	RECEIVING							RECEIVING					
	REC	YDS	AVG	LG	TD			REC	YDS	AVG	LG	TD	
D.Carter	7	73	10.4	33	1	D.Hopkins	4	87	21.8	33	1		
A.Ekeler	11	60	5.5	12	1	M.Brown	6	46	7.7	13	0		
J.Palmer	5	56	11.2	18	0	J.Conner	3	20	6.7	9	1		
K.Allen	5	49	9.8	16	1	R.Anderson	1	17	17.0	17	0		

TACKLES (SOLO) - LAC: A.Gilman 10 (5), D.Tranquill 9 (7), D.James Jr. 8 (5); **ARI:** I.Simmons 8 (8), M.Wilson 8 (7), A.Hamilton 5 (5).

SACKS - LAC: M.Davis 1-6; **ARI:** I.Simmons 1-13, J.Watt 1-8, Z.Allen 1-4, C.Thomas 1-3.

INTERCEPTIONS - LAC: D.James Jr. 1-0-0; **ARI:** None.

STARTERS

WR.... K.Allen	OLB.....K.Mack	WR.... D.Hopkins	DE J.Watt
LT J.Salyer	DL.S.Joseph-Day	LT J.Jones	DT Z.Allen
LG..... M.Feiler	DL..... M.Fox	LG..... R.Coward	LB..... B.Niemann
C..... C.Linsley	OLB.... K.Van Noy	C..... B.Price	OLB.... M.Sanders
RG.... Z.Johnson	LB.... K.Murray Jr.	RG.... M.Garcia	OLB.... M.Golden
RT T.Pipkins	LB.....D.Tranquill	RT K.Beachum	ILB.... I.Simmons
TE..... T.McKitty	CB M.Davis	TE..... T.McBride	ILB.... Z.Collins
WR.... D.Carter	CB B.Callahan	WR.... M.Brown	CB A.Hamilton
WR.... J.Palmer	S..... A.Gilman	WR.... A.Green	CB M.Wilson
QB.... J.Herbert	S..... D.James Jr.	QB.... K.Murray	S..... J.Thompson
RB A.Ekeler	CB .. A.Samuel Jr.	RB J.Conner	S..... B.Baker

GAME STATISTICS

TEAM	1	2	3	4	OT	F
L.A. Chargers	7	6	0	7	—	20
Las Vegas	0	10	14	3	—	27

SCORING SUMMARY

Team	Q	Time	Play
Chargers	1	5:07	B.Callahan 26 yd. INT return (C.Dicker kick)
Chargers	2	11:37	C.Dicker 37 yd. Field Goal (13-61, 6:35)
Raiders	2	7:52	J.Jacobs 20 yd. run (D.Carson kick) (8-75, 3:45)
Raiders	2	2:17	D.Carson 55 yd. Field Goal (8-42, 3:22)
Chargers	2	0:27	C.Dicker 34 yd. Field Goal (12-59, 1:50)
Raiders	3	14:28	D.Adams 31 yd. pass (D.Carson kick) (1-31, 0:08)
Raiders	3	0:53	D.Adams 45 yd. pass (D.Carson kick) (2-58, 0:32)
Raiders	4	14:49	D.Carson 25 yd. Field Goal (14-74, 8:40)
Chargers	4	8:34	K.Allen 35 yd. pass (C.Dicker kick) (12-78, 6:15)

TEAM STATISTICS

	LAC	LV
FIRST DOWNS:	22	21
TOTAL NET YARDS:	386	404
NET RUSHING YARDS:	72	154
NET PASSING YARDS:	314	250
PENALTIES/YARDS:	4-20	3-15
3RD DOWN EFFICIENCY (%):	5-16 (31.3%)	3-10 (30.0%)
SCORING DRIVES (%):	3-12 (25.0%)	5-12 (41.7%)
PUNTS/NET AVERAGE:	3-45.7	4-45.3
SACKS/YARDS:	0/0	5/21
FUMBLES/LOST:	3/1	1/1
POINTS OFF TURNOVERS:	7	7
AVG. DRIVE START:	OWN 26	OWN 28
TIME OF POSSESSION:	30:44	29:16

INDIVIDUAL TOP PERFORMERS



	PASSING							PASSING					
	CMP	ATT	YDS	TD	INT	RT		CMP	ATT	YDS	TD	INT	RT
J.Herbert	28	47	335	1	0	88.5	D.Carr	16	30	250	2	1	89.6

	RUSHING							RUSHING					
	ATT	YDS	AVG	LG	TD			ATT	YDS	AVG	LG	TD	
A.Ekeler	10	35	3.5	8	0	J.Jacobs	26	144	5.5	20	1		
J.Kelley	7	30	4.3	7	0	Z.White	2	6	3.0	3	0		

	RECEIVING							RECEIVING					
	REC	YDS	AVG	LG	TD			REC	YDS	AVG	LG	TD	
K.Allen	6	88	14.7	35	1	D.Adams	8	177	22.1	45	2		
G.Everett	5	80	16.0	19	0	M.Hillins	5	35	7.0	14	0		
J.Palmer	7	60	8.6	15	0	J.Jacobs	2	6	3.0	5	0		
A.Ekeler	5	67	14.3	18	0	F.Moreau	1	32	32.0	32	0		

TACKLES (SOLO) - LAC: B.Callahan 6 (4), N.Adderley 6 (3), D.James Jr. 6 (3); **LV:** N.Hobbs 8 (8), D.Perryman 7 (2), C.Jones 6 (5).

SACKS - LAC: None; **LV:** C.Jones 3-9, I.Pola-Mao 1-9, M.Butler 0.5-1.5, C.Ferrell 0.5-1.5.

INTERCEPTIONS - LAC: B.Callahan 1-26-1; **LV:** None.

STARTERS

WR.... K.Allen	OLB.....K.Mack	WR.... D.Adams	DE C.Jones
LT J.Salyer	DL.S.Joseph-Day	LT K.Miller	DT B.Nichols
LG..... M.Feiler	DL..... M.Fox	LG..... D.Parham	DT J.Tillery
C..... W.Clapp	OLB.... K.Van Noy	C..... A.James	DE M.Crosby
RG.... Z.Johnson	LB.... K.Murray Jr.	RG.... A.Bars	LB.... D.Perryman
RT F.Sarell	LB.....D.Tranquill	RT J.Eluemunor	LB..... J.Brown
TE..... G.Everett	CB M.Davis	T T.Munford	CB N.Hobbs
WR.... J.Palmer	CB B.Callahan	TE..... F.Moreau	CB R.Ya-Sin
TE..... S.Smarrt	S..... N.Adderley	WR.... M.Hollins	S..... R.Teamer
QB.... J.Herbert	S..... D.James Jr.	QB.... D.Carr	S..... T.Moehrig
RB A.Ekeler	CB .. A.Samuel Jr.	RB J.Jacobs	S..... D.Harmon

2022 LOS ANGELES CHARGERS NUMERICAL ROSTER

ACTIVE ROSTER

No.	Name	Pos.	Ht.	Wt.	Age	Exp.	College	Hometown	How Acq.
1	DeAndre Carter	WR	5-8	190	29	5	Sacramento State	San Jose, Calif.	UFA (Was)-'22
2	Easton Stick	QB	6-1	224	27	4	North Dakota State	Omaha, Neb.	D5-'19
3	Derwin James Jr.	S	6-2	215	26	5	Florida State	Haines City, Fla.	D1-'18
4	Chase Daniel	QB	6-0	229	36	13	Missouri	Southlake, Texas	FA-'21
5	Joshua Palmer	WR	6-1	210	23	2	Tennessee	Brampton, Ontario, Canada	D3a-'21
7	Gerald Everett	TE	6-3	240	28	6	South Alabama	Atlanta, Ga.	UFA (Sea)-'22
8	Kyle Van Noy	LB	6-3	250	31	9	Brigham Young	Reno, Nev.	FA-'22
9	Kenneth Murray Jr.	LB	6-2	241	24	3	Oklahoma	Houston, Texas	D1b-'20
10	Justin Herbert	QB	6-6	236	24	3	Oregon	Eugene, Ore.	D1a-'20
11	Jason Moore Jr.	WR	6-3	215	27	2	Findlay	Oberlin, Ohio	FA-'19
13	Keenan Allen	WR	6-2	211	30	10	California	Greensboro, N.C.	D3-'13
15	Cameron Dicker	K	6-1	216	22	R	Texas	Austin, Texas	FA-'22
16	JK Scott	P	6-5	208	27	4	Alabama	Denver, Colo.	FA-'22
20	Sony Michel	RB	5-11	215	27	5	Georgia	Orlando, Fla.	FA-'22
22	JT Woods	S	6-2	193	22	R	Baylor	San Antonio, Texas	D3-'22
23	Bryce Callahan	CB	5-9	188	31	8	Rice	Moscow, Idaho	FA-'22
24	Nasir Adderley	S	6-0	206	25	4	Delaware	Philadelphia, Pa.	D2-'19
25	Joshua Kelley	RB	5-11	212	25	3	UCLA	Lancaster, Calif.	D4-'20
26	Asante Samuel Jr.	CB	5-10	180	23	2	Florida State	Fort Lauderdale, Fla.	D2-'21
28	Isaiah Spiller	RB	6-1	215	21	R	Texas A&M	Spring, Texas	D4-'22
30	Austin Ekeler	RB	5-10	200	27	6	Western State Colorado	Eaton, Colo.	FA-'17
31	Nick Niemann	LB	6-3	234	25	2	Iowa	Sycamore, Ill.	D6a-'21
32	Alohi Gilman	S	5-10	201	25	3	Notre Dame	Laie, Hawaii	D6-'20
33	Deane Leonard	DB	6-0	195	23	R	Mississippi	Calgary, Alberta, Canada	D7a-'22
36	Ja'Sir Taylor	DB	5-10	185	23	R	Wake Forest	Asbury Park, N.J.	D6b-'22
40	Zander Horvath	FB	6-3	230	23	R	Purdue	Mishawaka, Ind.	D7b-'22
42	Troy Reeder	LB	6-3	245	28	4	Delaware	Wilmington, Del.	FA-'22
43	Michael Davis	CB	6-2	196	27	6	Brigham Young	Glendale, Calif.	FA-'17
47	Josh Harris	LS	6-1	224	33	11	Auburn	Carrollton, Ga.	UFA (Atl)-'22
48	Stone Smartt	TE	6-4	226	24	R	Old Dominion	Sacramento, Calif.	FA-'22
49	Drue Tranquill	LB	6-2	234	27	4	Notre Dame	Fort Wayne, Ind.	D4-'19
52	Khalil Mack	OLB	6-3	269	31	9	Buffalo	Fort Pierce, Fla.	T (Chi)-'22
56	Morgan Fox	DL	6-3	275	28	6	Colorado State-Pueblo	Fountain, Colo.	FA-'22
57	Amen Ogbongbemiga	LB	6-0	231	24	2	Oklahoma State	Calgary, Alberta, Canada	FA-'21
59	Derrek Tuszka	OLB	6-5	246	25	3	North Dakota State	Warner, S.D.	W (Ten)-'22
63	Corey Linsley	C	6-3	301	31	9	Ohio State	Boardman, Ohio	UFA (GB)-'21
64	Brendan James	G/T	6-5	300	23	2	Nebraska	Austin, Texas	D5-'21
68	Jamaree Salyer	OL	6-4	325	22	R	Georgia	Atlanta, Ga.	D6a-'22
69	Sebastian Joseph-Day	DL	6-4	310	27	5	Rutgers	Stroudsburg, Pa.	UFA (LAR)-'22
71	Matt Feiler	G	6-6	330	30	6	Bloomsburg	Strasburg, Pa.	UFA (Pit)-'21
73	Foster Sarell	T	6-6	322	24	1	Stanford	Tacoma, Wash.	FA-'21
74	Storm Norton	T	6-7	317	28	3	Toledo	Toledo, Ohio	FA-'20
76	Will Clapp	C/G	6-5	311	26	5	Louisiana State	New Orleans, La.	FA-'22
77	Zion Johnson	G	6-3	316	23	R	Boston College	Bowie, Md.	D1-'22
79	Trey Pipkins III	T	6-6	307	26	4	Sioux Falls	Apple Valley, Minn.	D3-'19
81	Mike Williams	WR	6-4	218	28	6	Clemson	Santee, S.C.	D1-'17
82	Richard Rodgers	TE	6-4	257	30	7	California	Worcester, Mass.	FA-'22
83	Michael Bandy	WR	5-10	190	25	1	San Diego	La Mirada, Calif.	FA-'21
88	Tre' McKitty	TE	6-4	246	23	2	Georgia	Wesley Chapel, Fla.	D3b-'21
90	Tyler Davison	DL	6-2	310	30	8	Fresno State	Phoenix, Ariz.	PS (Cle)-'22
92	Joe Gaziano	DL	6-4	280	26	2	Northwestern	Scituate, Mass.	FA-'20
94	Chris Rumph II	OLB	6-2	244	24	2	Duke	Gainesville, Fla.	D4-'21
96	Breiden Fehoko	DL	6-3	300	26	2	Louisiana State	Honolulu, Hawaii	FA-'20

PRACTICE SQUAD

No.	Name	Pos.	Ht.	Wt.	Age	Exp.	College	Hometown	How Acq.
29	Mark Webb Jr.	DB	6-1	207	24	2	Georgia	Philadelphia, Pa.	D7-'21
34	Larry Rountree III	RB	5-10	211	23	2	Missouri	Raleigh, N.C.	D6b-'21
37	Kemon Hall	CB	5-11	190	25	2	North Texas	Calhoun City, Miss.	W (Dal)-'21
39	Michael Jacquet	CB	6-2	201	25	2	Louisiana-Lafayette	Beaumont, Texas	FA-'22
41	Raheem Layne	S	5-11	192	23	R	Indiana	Deland, Fla.	FA-'22
45	Jeremiah Attaochu	OLB	6-3	252	29	9	Georgia Tech	Ibadan, Nigeria	FA-'22
50	David Moa	DL	6-3	296	26	1	Boise State	San Diego, Calif.	FA-'22
54	Carlo Kemp	OLB	6-3	281	24	1	Michigan	Boulder, Colo.	FA-'22
58	Tyreek Maddox-Williams	LB	6-0	228	25	R	Rutgers	Philadelphia, Pa.	FA-'22
75	Austen Pleasants	G/T	6-7	330	25	1	Ohio	Ironton, Ohio	FA-'22
78	Zack Bailey	T	6-5	300	27	2	South Carolina	Summerville, S.C.	W (Was)-'22
80	Joe Reed	WR	6-0	224	24	2	Virginia	Charlotte Court House, Va.	D5-'20
84	John Hightower	WR	6-2	190	26	2	Boise State	Upper Marlboro, Md.	FA-'22
86	Keelan Doss	WR	6-3	215	26	2	UC Davis	Alameda, Calif.	FA-'22
87	Hunter Kampmoyer	TE	6-4	243	24	1	Oregon	Bishop, Calif.	FA-'21
91	Christopher Hinton	DL	6-4	310	22	R	Michigan	Johns Creek, Ga.	FA-'22

PRACTICE SQUAD; INJURED

No.	Name	Pos.	Ht.	Wt.	Age	Exp.	College	Hometown	How Acq.
12	Taylor Bertolet	K	5-9	190	30	1	Texas A&M	Reading, Pa.	FA-'22

RESERVE/INJURED

No.	Name	Pos.	Ht.	Wt.	Age	Exp.	College	Hometown	How Acq.
6	Dustin Hopkins	K	6-2	193	32	9	Florida State	Austin, Texas	FA-'21
15	Jalen Guyton	WR	6-1	212	25	3	North Texas	Allen, Texas	FA-'19
27	J.C. Jackson	CB	6-1	198	27	5	Maryland	Immokalee, Fla.	UFA (NE)-'22
53	Damon Lloyd	LB	6-0	235	24	2	Indiana (Pa.)	Avingdon, Md.	FA-'21
60	Isaac Weaver	C	6-6	310	24	R	Old Dominion	Marietta, Ga.	FA-'22
62	Andrew Trainer	T	6-7	320	24	R	William & Mary	Alexandria, Va.	FA-'22
70	Rashawn Slater	T	6-4	315	23	2	Northwestern	Sugar Land, Texas	D1-'21
89	Donald Parham Jr.	TE	6-8	237	25	3	Stetson	Lakeland, Fla.	FA-'20
91	Forrest Merrill	DL	6-0	322	26	1	Arkansas State	Willard, Mo.	FA-'21
93	Otito Ogbonnia	DL	6-4	320	22	R	UCLA	Houston, Texas	D5-'22
95	Christian Covington	DL	6-2	300	29	8	Rice	Vancouver, British Columbia, Canada	FA-'21
97	Joey Bosa	OLB	6-5	280	27	7	Ohio State	Fort Lauderdale, Fla.	D1-'16
98	Austin Johnson	DL	6-4	314	28	7	Penn State	Galloway, N.J.	UFA (NYG)-'22

2022 LOS ANGELES CHARGERS ALPHABETICAL ROSTER

ACTIVE ROSTER

No.	Name	Pos.	Ht.	Wt.	DOB	Exp.	College	Hometown	How Acq.
24	Adderley, Nasir	S	6-0	206	5/31/97	4	Delaware	Philadelphia, Pa.	D2-'19
13	Allen, Keenan	WR	6-2	211	4/27/92	10	California	Greensboro, N.C.	D3-'13
83	Bandy, Michael	WR	5-10	190	12/5/97	1	San Diego	La Mirada, Calif.	FA-'21
23	Callahan, Bryce	CB	5-9	188	10/23/91	8	Rice	Moscow, Idaho	FA-'22
1	Carter, DeAndre	WR	5-8	190	4/10/93	5	Sacramento State	San Jose, Calif.	UFA (Was)-'22
76	Clapp, Will	C/G	6-5	311	12/10/95	5	Louisiana State	New Orleans, La.	FA-'22
4	Daniel, Chase	QB	6-0	229	10/7/86	13	Missouri	Southlake, Texas	FA-'21
43	Davis, Michael	CB	6-2	196	1/6/95	6	Brigham Young	Glendale, Calif.	FA-'17
90	Davison, Tyeler	DL	6-2	310	9/3/92	8	Fresno State	Phoenix, Ariz.	PS (Cle)-'22
15	Dicker, Cameron	K	6-1	216	5/6/00	R	Texas	Austin, Texas	FA-'22
30	Ekelor, Austin	RB	5-10	200	5/17/95	6	Western State Colorado	Eaton, Colo.	FA-'17
7	Everett, Gerald	TE	6-3	240	6/25/94	6	South Alabama	Atlanta, Ga.	UFA (Sea)-'22
96	Fehoko, Breiden	DL	6-3	300	10/15/96	2	Louisiana State	Honolulu, Hawaii	FA-'20
71	Feiler, Matt	G	6-6	330	7/7/92	6	Bloomsburg	Strasburg, Pa.	UFA (Pit)-'21
56	Fox, Morgan	DL	6-3	275	9/12/94	6	Colorado State-Pueblo	Fountain, Colo.	FA-'22
92	Gaziano, Joe	DL	6-4	280	9/27/96	2	Northwestern	Scituate, Mass.	FA-'20
32	Gilman, Alohi	S	5-10	201	9/17/97	3	Notre Dame	Laie, Hawaii	D6-'20
47	Harris, Josh	LS	6-1	224	4/27/89	11	Auburn	Carrollton, Ga.	UFA (Atl)-'22
10	Herbert, Justin	QB	6-6	236	3/10/98	3	Oregon	Eugene, Ore.	D1a-'20
40	Horvath, Zander	FB	6-3	230	12/10/98	R	Purdue	Mishawaka, Ind.	D7b-'22
64	Jaimes, Brenden	G/T	6-5	300	5/28/99	2	Nebraska	Austin, Texas	D5-'21
3	James Jr., Derwin	S	6-2	215	8/3/96	5	Florida State	Haines City, Fla.	D1-'18
77	Johnson, Zion	G	6-3	316	11/18/99	R	Boston College	Bowie, Md.	D1-'22
69	Joseph-Day, Sebastian	DL	6-4	310	3/21/95	5	Rutgers	Stroudsburg, Pa.	UFA (LAR)-'22
25	Kelley, Joshua	RB	5-11	212	11/20/97	3	UCLA	Lancaster, Calif.	D4-'20
33	Leonard, Deane	DB	6-0	195	11/20/99	R	Mississippi	Calgary, Alberta, Canada	D7a-'22
63	Linsley, Corey	C	6-3	301	7/27/91	9	Ohio State	Boardman, Ohio	UFA (GB)-'21
52	Mack, Khail	OLB	6-3	269	2/22/91	9	Buffalo	Fort Pierce, Fla.	T (Chi)-'22
88	Mackitty, Tre'	TE	6-4	246	1/12/99	2	Georgia	Wesley Chapel, Fla.	D3b-'21
20	Michel, Sony	RB	5-11	215	2/17/95	5	Georgia	Orlando, Fla.	FA-'22
11	Moore Jr., Jason	WR	6-3	215	6/23/95	2	Findlay	Oberlin, Ohio	FA-'19
9	Murray Jr., Kenneth	LB	6-2	241	11/16/98	3	Oklahoma	Houston, Texas	D1b-'20
31	Niemann, Nick	LB	6-3	234	12/2/97	2	Iowa	Sycamore, Ill.	D6a-'21
74	Norton, Storm	T	6-7	317	5/16/94	3	Toledo	Toledo, Ohio	FA-'20
57	Ogbongbemiga, Amen	LB	6-0	231	9/4/98	2	Oklahoma State	Calgary, Alberta, Canada	FA-'21
5	Palmer, Joshua	WR	6-1	210	9/22/99	2	Tennessee	Brampton, Ontario, Canada	D3a-'21
79	Pipkins III, Trey	T	6-6	307	9/5/96	4	Sioux Falls	Apple Valley, Minn.	D3-'19
42	Reeder, Troy	LB	6-3	245	9/13/94	4	Delaware	Wilmington, Del.	FA-'22
82	Rodgers, Richard	TE	6-4	257	1/22/92	7	California	Worcester, Mass.	FA-'22
94	Rumph II, Chris	OLB	6-2	244	10/19/98	2	Duke	Gainesville, Fla.	D4-'21
68	Salyer, Jamaree	OL	6-4	325	7/13/00	R	Georgia	Atlanta, Ga.	D6a-'22
26	Samuel Jr., Asante	CB	5-10	180	10/3/99	1	Florida State	Fort Lauderdale, Fla.	D2-'21
73	Sarell, Foster	T	6-6	322	8/28/98	2	Stanford	Tacoma, Wash.	FA-'21
16	Scott, JK	P	6-5	208	10/30/95	4	Alabama	Denver, Colo.	FA-'22
48	Smartt, Stone	TE	6-4	226	10/4/98	R	Old Dominion	Sacramento, Calif.	FA-'22
28	Spiller, Isaiah	RB	6-1	215	8/9/01	R	Texas A&M	Spring, Texas	D4-'22
2	Stick, Easton	QB	6-1	224	9/15/95	4	North Dakota State	Omaha, Neb.	D5-'19
36	Taylor, Ja'Sir	DB	5-10	185	1/8/99	R	Wake Forest	Asbury Park, N.J.	D6b-'22
49	Tranquill, Drue	LB	6-2	234	8/15/95	4	Notre Dame	Fort Wayne, Ind.	D4-'19
59	Tuszka, Derrek	OLB	6-5	246	8/17/97	3	North Dakota State	Warner, S.D.	W (Ten)-'22
8	Van Noy, Kyle	LB	6-3	250	3/26/91	9	Brigham Young	Reno, Nev.	FA-'22
81	Williams, Mike	WR	6-4	218	10/4/94	6	Clemson	Santee, S.C.	D1-'17
22	Woods, JT	S	6-2	193	6/10/00	R	Baylor	San Antonio, Texas	D3-'22

PRACTICE SQUAD

No.	Name	Pos.	Ht.	Wt.	DOB	Exp.	College	Hometown	How Acq.
45	Attaochu, Jeremiah	OLB	6-3	252	1/17/93	9	Georgia Tech	Ibadan, Nigeria	FA-'22
78	Bailey, Zack	T	6-5	300	11/8/95	2	South Carolina	Summersville, S.C.	W (Was)-'22
86	Doss, Keelan	WR	6-3	215	3/21/96	2	UC Davis	Alameda, Calif.	FA-'22
37	Hall, Kemon	CB	5-11	190	6/2/97	2	North Texas	Calhoun City, Miss.	W (Dal)-'21
84	Hightower, John	WR	6-2	190	5/31/96	2	Boise State	Upper Marlboro, Md.	FA-'22
91	Hinton, Christopher	DL	6-4	310	9/14/00	R	Michigan	Johns Creek, Ga.	FA-'22
39	Jacquet, Michael	CB	6-2	201	1/29/97	2	Louisiana-Lafayette	Beaumont, Texas	FA-'22
87	Kampmoyer, Hunter	TE	6-4	243	2/6/98	1	Oregon	Bishop, Calif.	FA-'21
54	Kemp, Carlo	OLB	6-3	281	1/1/98	1	Michigan	Boulder, Colo.	FA-'22
41	Layne, Raheem	S	5-11	192	7/2/99	R	Indiana	Deland, Fla.	FA-'22
58	Maddox-Williams, Tyreek	LB	6-0	228	10/28/97	R	Rutgers	Philadelphia, Pa.	FA-'22
50	Moa, David	DL	6-3	296	6/14/96	1	Boise State	San Diego, Calif.	FA-'22
75	Pleasants, Austen	G/T	6-7	330	8/22/97	1	Ohio	Ironton, Ohio	FA-'22
80	Reed, Joe	WR	6-0	224	1/4/98	2	Virginia	Charlotte Court House, Va.	D5-'20
34	Rountree III, Larry	RB	5-10	211	2/13/99	2	Missouri	Raleigh, N.C.	D6b-'21
29	Webb Jr., Mark	DB	6-1	207	9/10/98	2	Georgia	Philadelphia, Pa.	D7-'21

PRACTICE SQUAD; INJURED

No.	Name	Pos.	Ht.	Wt.	DOB	Exp.	College	Hometown	How Acq.
12	Bertolet, Taylor	K	5-9	190	10/24/92	1	Texas A&M	Reading, Pa.	FA-'22

RESERVE/INJURED

No.	Name	Pos.	Ht.	Wt.	DOB	Exp.	College	Hometown	How Acq.
97	Bosa, Joey	OLB	6-5	280	7/11/95	7	Ohio State	Fort Lauderdale, Fla.	D1-'16
95	Covington, Christian	DL	6-2	300	10/16/93	8	Rice	Vancouver, British Columbia, Canada	FA-'21
15	Guyton, Jalen	WR	6-1	212	6/7/97	3	North Texas	Allen, Texas	FA-'19
6	Hopkins, Dustin	K	6-2	193	10/1/90	9	Florida State	Austin, Texas	FA-'21
27	Jackson, J.C.	CB	6-1	198	11/17/95	5	Maryland	Immokalee, Fla.	UFA (NE)-'22
98	Johnson, Austin	DL	6-4	314	5/8/94	7	Penn State	Galloway, N.J.	UFA (NYG)-'22
53	Lloyd, Damon	LB	6-0	235	5/8/98	2	Indiana (Pa.)	Avingdon, Md.	FA-'21
91	Merrill, Forrest	DL	6-0	322	8/15/96	1	Arkansas State	Willard, Mo.	FA-'21
93	Ogbonnia, Otito	DL	6-4	320	8/25/00	R	UCLA	Houston, Texas	D5-'22
89	Parham Jr., Donald	TE	6-8	237	8/16/97	3	Stetson	Lakeland, Fla.	FA-'20
70	Slater, Rashawn	T	6-4	315	3/26/99	2	Northwestern	Sugar Land, Texas	D1-'21
62	Trainer, Andrew	T	6-7	320	12/18/97	R	William & Mary	Alexandria, Va.	FA-'22
60	Weaver, Isaac	C	6-6	310	2/14/98	R	Old Dominion	Marietta, Ga.	FA-'22

2022 LOS ANGELES CHARGERS POSITION ROSTER

QUARTERBACKS (3)

No.	Name	Pos.	Ht.	Wt.	Age	Exp.	College	Hometown	How Acq.
2	Easton Stick	QB	6-1	224	27	4	North Dakota State	Omaha, Neb.	D5-'19
4	Chase Daniel	QB	6-0	229	36	13	Missouri	Southlake, Texas	FA-'21
10	Justin Herbert	QB	6-6	236	24	3	Oregon	Eugene, Ore.	D1a-'20

RUNNING BACKS (5)

No.	Name	Pos.	Ht.	Wt.	Age	Exp.	College	Hometown	How Acq.
20	Sony Michel	RB	5-11	215	27	5	Georgia	Orlando, Fla.	FA-'22
25	Joshua Kelley	RB	5-11	212	25	3	UCLA	Lancaster, Calif.	D4-'20
28	Isaiah Spiller	RB	6-1	215	21	R	Texas A&M	Spring, Texas	D4-'22
30	Austin Ekeler	RB	5-10	200	27	6	Western State Colorado	Eaton, Colo.	FA-'17
40	Zander Horvath	FB	6-3	230	23	R	Purdue	Mishawaka, Ind.	D7b-'22

WIDE RECEIVERS (6)

No.	Name	Pos.	Ht.	Wt.	Age	Exp.	College	Hometown	How Acq.
1	DeAndre Carter	WR	5-8	190	29	5	Sacramento State	San Jose, Calif.	UFA (Was)-'22
5	Joshua Palmer	WR	6-1	210	23	2	Tennessee	Brampton, Ontario, Canada	D3a-'21
11	Jason Moore Jr.	WR	6-3	215	27	2	Findlay	Oberlin, Ohio	FA-'19
13	Keenan Allen	WR	6-2	211	30	10	California	Greensboro, N.C.	D3-'13
81	Mike Williams	WR	6-4	218	28	6	Clemson	Santee, S.C.	D1-'17
83	Michael Bandy	WR	5-10	190	25	1	San Diego	La Mirada, Calif.	FA-'21

TIGHT ENDS (4)

No.	Name	Pos.	Ht.	Wt.	Age	Exp.	College	Hometown	How Acq.
7	Gerald Everett	TE	6-3	240	28	6	South Alabama	Atlanta, Ga.	UFA (Sea)-'22
48	Stone Smartt	TE	6-4	226	24	R	Old Dominion	Sacramento, Calif.	FA-'22
82	Richard Rodgers	TE	6-4	257	30	7	California	Worcester, Mass.	FA-'22
88	Tre' McKitty	TE	6-4	246	23	2	Georgia	Wesley Chapel, Fla.	D3b-'21

OFFENSIVE LINEMEN (9)

No.	Name	Pos.	Ht.	Wt.	Age	Exp.	College	Hometown	How Acq.
63	Corey Linsley	C	6-3	301	31	9	Ohio State	Boardman, Ohio	UFA (GB)-'21
64	Brenden Jaimes	G/T	6-5	300	23	2	Nebraska	Austin, Texas	D5-'21
68	Jamaree Salyer	OL	6-4	325	22	R	Georgia	Atlanta, Ga.	D6a-'22
71	Matt Feiler	G	6-6	330	30	6	Bloomsburg	Strasburg, Pa.	UFA (Pit)-'21
73	Foster Sarell	T	6-6	322	24	1	Stanford	Tacoma, Wash.	FA-'21
74	Storm Norton	T	6-7	317	28	3	Toledo	Toledo, Ohio	FA-'20
76	Will Clapp	C/G	6-5	311	26	5	Louisiana State	New Orleans, La.	FA-'22
77	Zion Johnson	G	6-3	316	23	R	Boston College	Bowie, Md.	D1-'22
79	Trey Pipkins III	T	6-6	307	26	4	Sioux Falls	Apple Valley, Minn.	D3-'19

DEFENSIVE LINEMEN (5)

No.	Name	Pos.	Ht.	Wt.	Age	Exp.	College	Hometown	How Acq.
56	Morgan Fox	DL	6-3	275	28	6	Colorado State-Pueblo	Fountain, Colo.	FA-'22
69	Sebastian Joseph-Day	DL	6-4	310	27	5	Rutgers	Stroudsburg, Pa.	UFA (LAR)-'22
90	Tyler Davison	DL	6-2	310	30	8	Fresno State	Phoenix, Ariz.	PS (Cle)-'22
92	Joe Gaziano	DL	6-4	280	26	2	Northwestern	Scituate, Mass.	FA-'20
96	Breiden Fehoko	DL	6-3	300	26	2	Louisiana State	Honolulu, Hawaii	FA-'20

LINEBACKERS (6)

No.	Name	Pos.	Ht.	Wt.	Age	Exp.	College	Hometown	How Acq.
8	Kyle Van Noy	LB	6-3	250	31	9	Brigham Young	Reno, Nev.	FA-'22
9	Kenneth Murray Jr.	LB	6-2	241	24	3	Oklahoma	Houston, Texas	D1b-'20
31	Nick Niemann	LB	6-3	234	25	2	Iowa	Sycamore, Ill.	D6a-'21
42	Troy Reeder	LB	6-3	245	28	4	Delaware	Wilmington, Del.	FA-'22
49	Drue Tranquill	LB	6-2	234	27	4	Notre Dame	Fort Wayne, Ind.	D4-'19
57	Amen Ogbongbemiga	LB	6-0	231	24	2	Oklahoma State	Calgary, Alberta, Canada	FA-'21

OUTSIDE LINEBACKERS (3)

No.	Name	Pos.	Ht.	Wt.	Age	Exp.	College	Hometown	How Acq.
52	Khalil Mack	OLB	6-3	269	31	9	Buffalo	Fort Pierce, Fla.	T (Chi)-'22
59	Derrek Tuszka	OLB	6-5	246	25	3	North Dakota State	Warner, S.D.	W (Ten)-'22
94	Chris Rumph II	OLB	6-2	244	24	2	Duke	Gainesville, Fla.	D4-'21

DEFENSIVE BACKS (9)

No.	Name	Pos.	Ht.	Wt.	Age	Exp.	College	Hometown	How Acq.
3	Derwin James Jr.	S	6-2	215	26	5	Florida State	Haines City, Fla.	D1-'18
22	JT Woods	S	6-2	193	22	R	Baylor	San Antonio, Texas	D3-'22
23	Bryce Callahan	CB	5-9	188	31	8	Rice	Moscow, Idaho	FA-'22
24	Nasir Adderley	S	6-0	206	25	4	Delaware	Philadelphia, Pa.	D2-'19
26	Asante Samuel Jr.	CB	5-10	180	23	2	Florida State	Fort Lauderdale, Fla.	D2-'21
32	Alohi Gilman	S	5-10	201	25	3	Notre Dame	Laie, Hawaii	D6-'20
33	Deane Leonard	DB	6-0	195	23	R	Mississippi	Calgary, Alberta, Canada	D7a-'22
36	Ja'Sir Taylor	DB	5-10	185	23	R	Wake Forest	Asbury Park, N.J.	D6b-'22
43	Michael Davis	CB	6-2	196	27	6	Brigham Young	Glendale, Calif.	FA-'17

SPECIALISTS (3)

No.	Name	Pos.	Ht.	Wt.	Age	Exp.	College	Hometown	How Acq.
15	Cameron Dicker	K	6-1	216	22	R	Texas	Austin, Texas	FA-'22
16	JK Scott	P	6-5	208	27	4	Alabama	Denver, Colo.	FA-'22
47	Josh Harris	LS	6-1	224	33	11	Auburn	Carrollton, Ga.	UFA (Atl)-'22

HOW THE 2022 CHARGERS WERE BUILT

YEAR	NFL DRAFT	FREE AGENCY	TRADE/WAIVERS
2013	WR Keenan Allen (3)		
2014			
2015			
2016			
2017	WR Mike Williams (1)	CB Michael Davis (UDFA) RB Austin Ekeler (UDFA)	
2018	S Derwin James Jr. (1)		
2019	S Nasir Adderley (2) T Trey Pipkins III (3) QB Easton Stick (5) LB Drue Tranquill (4)	WR Jason Moore Jr. (UDFA)	
2020	S Alohi Gilman (6) QB Justin Herbert (1a) RB Joshua Kelley (4) LB Kenneth Murray Jr. (1b)	DL Breiden Fehoko (UDFA) DL Joe Gaziano (UDFA) T Storm Norton	
2021	G/T Brenden Jaimes (5) TE Tre' McKitty (3b) LB Nick Niemann (6a) WR Joshua Palmer (3a) OLB Chris Rumph II (4) CB Asante Samuel Jr. (2)	WR Michael Bandy QB Chase Daniel G Matt Feiler (UFA-Pit) C Corey Linsley (UFA-GB) LB Amen Ogbongbemiga (UDFA) T Foster Sarell	
2022	FB Zander Horvath (7b) G Zion Johnson (1) DB Deane Leonard (7a) OL Jamaree Salyer (6a) RB Isaiah Spiller (4) DB Ja'Sir Taylor (6a) S JT Woods (3)	CB Bryce Callahan WR DeAndre Carter (UFA-Was) C/G Will Clapp DL Tyeler Davison (PS-Cle) K Cameron Dicker TE Gerald Everett (UFA-Sea) DL Morgan Fox LS Josh Harris (UFA-Atl) DL Sebastian Joseph-Day (UFA-LAR) RB Sony Michel LB Troy Reeder TE Richard Rodgers P JK Scott TE Stone Smartt (UDFA) LB Kyle Van Noy	OLB Khalil Mack (T-Chi) OLB Derrek Tuszka (W-Ten)

2022 LOS ANGELES CHARGERS COACHES

Head Coach	Brandon Staley	Offensive Line	Brendan Nugent
Special Teams Coordinator	Ryan Ficken	Run Game Coordinator/Defensive Line	Jay Rodgers
Defensive Coordinator	Renaldo Hill	Assistant Offensive Line	Shaun Sarrett
Offensive Coordinator	Joe Lombardi	Defensive Quality Control	Isaac Shewmaker
Secondary	Derrick Ansley	Outside Linebackers	Giff Smith
Pass Game Specialist	Tom Arth	Defensive Assistant	John Timu
Wide Receivers	Chris Beatty	Offensive Assistant	Pat White
Passing Game Coordinator/Quarterbacks	Shane Day	Offensive Quality Control	Chandler Whitmer
Assistant Secondary	Tom Donatell	Linebackers	Michael Wilhoite
Running Backs	Derrick Foster	Special Assistant to the Head Coach	Cody Cejda
Assistant Special Teams	Chris Gould	Director of Sports Performance	Anthony Lomando
Offensive Assistant	Mike Hiestand	Head Strength & Conditioning	Jonathan Brooks
Tight Ends	Kevin Koger	Assistant Strength & Conditioning	Lucius Jordan

2022 LOS ANGELES CHARGERS DEPTH CHART

Depth Chart is unofficial and compiled by Chargers Communications

OFFENSE

WR	13	Keenan Allen	5	Joshua Palmer	11	Jason Moore Jr.
LT	<u>68</u>	<u>Jamaree Salyer</u>	73	Foster Sarell	74	Storm Norton
LG	71	Matt Feiler	64	Brenden Jaimes		
C	63	Corey Linsley	76	Will Clapp		
RG	<u>77</u>	<u>Zion Johnson</u>	64	Brenden Jaimes		
RT	79	Trey Pipkins III	73	Foster Sarell	74	Storm Norton
TE	7	Gerald Everett	88	Tre' McKitty	82	Richard Rodgers
					<u>48</u>	<u>Stone Smartt</u>
WR	81	Mike Williams	1	DeAndre Carter	83	Michael Bandy
QB	10	Justin Herbert	4	Chase Daniel	2	Easton Stick
FB	<u>40</u>	<u>Zander Horvath</u>				
RB	30	Austin Ekeler	25	Joshua Kelley	<u>28</u>	<u>Isaiah Spiller</u>
					20	Sony Michel

DEFENSE

EDGE	52	Khalil Mack	94	Chris Rumph II		
DL	69	Sebastian Joseph-Day	96	Breiden Fehoko	92	Joe Gaziano
DL	56	Morgan Fox	90	Tyler Davison		
EDGE	8	Kyle Van Noy	59	Derrek Tuszka		
LB	9	Kenneth Murray Jr.	42	Troy Reeder	57	Amen Ogbongbemiga
LB	49	Drue Tranquill	8	Kyle Van Noy	31	Nick Niemann
CB	26	Asante Samuel Jr.	<u>36</u>	<u>Ja'Sir Taylor</u>		
S	3	Derwin James Jr.	32	Alohi Gilman	<u>33</u>	<u>Deane Leonard</u>
S	24	Nasir Adderley	<u>22</u>	<u>JT Woods</u>	<u>36</u>	<u>Ja'Sir Taylor</u>
CB	23	Bryce Callahan				
CB	43	Michael Davis	<u>33</u>	<u>Deane Leonard</u>		

SPECIALISTS

K	<u>15</u>	<u>Cameron Dicker</u>		
P	16	JK Scott		
KO	<u>15</u>	<u>Cameron Dicker</u>		
H	16	JK Scott		
LS	47	Josh Harris		
KR	1	DeAndre Carter	24	Nasir Adderley
PR	1	DeAndre Carter	23	Bryce Callahan

NOTE: Rookies are underlined

2022 LOS ANGELES CHARGERS PRONUNCIATION GUIDE

Nasir Adderley nah-SEER ADD-er-lee	Zander HorvathHOR-voth	Otito Ogbonnia oh-TEET-oh oh-BONE-yuh
Jeremiah Attaochuuh-TAO-choo	Michael Jacquetjuh-KWET	Donald Parham Jr.par-HAM
Taylor BertoletBURR-tuh-let	Brenden JaimesHIGH-miss	Jamaree SalyerSAL-yur
Austin EkelerECK-ler	Zion JohnsonZEYE-uhn	Rashawn Slaterruh-SHAWN
Breiden FehokoBRAY-dun fuh-HO-ko	Sony MichelSO-nee mish-ELL	Derrek TuszkaTUSS-kuh
Matt FeilerFEYE-luhr	Nick NiemannKNEE-min	Ja'Sir TaylorJAH-sear
Alohi Gilmanuh-LOW-hee	Amen Ogbongbemiga	
Kemon HallKEY-mahnAY-mihn awg-BONG-buh-mee-guh	

2022 TRANSACTIONS BY DATE

Jan. 11	Signed WR Michael Bandy, DL Andrew Brown, LB Cole Christiansen, DB Ben DeLuca, OLB Emeke Egbule, WR Maurice Ffrench, G Ryan Hunter, TE Hunter Kampmoyer, DL Forrest Merrill, WR Jason Moore Jr., and T Foster Sarell to Reserve/Future contracts.	Aug. 17	Signed S Derwin James Jr., to contract extension.	Sept. 28	Signed WR Jason Moore Jr., and TE Richard Rodgers to active roster. Placed OLB Joey Bosa and T Rashawn Slater on Reserve/Injured. Signed WR John Hightower to practice squad.
Jan. 18	Signed WR Joe Reed to Reserve/Future contract.	Aug. 22	Removed LB Kenneth Murray Jr., from Active/Physically Unable to Perform. Waived C/G Cameron Hunt and K James McCourt.	Oct. 1	Activated WR Michael Bandy (standard elevation) from practice squad.
Feb. 2	Signed OLB Jamal Davis II to Reserve/Future contract.	Aug. 23	Signed CB Michael Jacquet. Placed TE Stone Smartt on Reserve/Non-Football Injury. Waived/Injured CB Tevaughn Campbell, LB Damon Lloyd and OLB Ty Shelby.	Oct. 3	Reverted WR Michael Bandy to practice squad.
March 8	Signed WR Mike Williams to contract extension.	Aug. 24	Placed CB Tevaughn Campbell, LB Damon Lloyd and OLB Ty Shelby on Reserve/Injured.	Oct. 5	Signed WR Keelan Doss to practice squad.
March 15	Extended exclusive rights tenders to WR Jalen Guyton, T Storm Norton and TE Donald Parham Jr. Released T Bryan Bulaga.	Aug. 24	Placed CB Tevaughn Campbell, LB Damon Lloyd and OLB Ty Shelby on Reserve/Injured.	Oct. 6	Signed K Taylor Bertolet to practice squad. Released CB Michael Jacquet from practice squad.
March 16	Traded 2022 second-round selection and 2023 sixth-round selection to Chicago for OLB Khalil Mack.	Aug. 30	Released DL Christian Covington. Waived T Zack Bailey, WR Michael Bandy, WR Trevon Bradford, DL Andrew Brown, RB Leddie Brown, LB Cole Christiansen, OLB Jamal Davis II, DB Ben DeLuca, OLB Emeke Egbule, DL Joe Gaziano, CB Kemon Hall, G Ryan Hunter, CB Michael Jacquet, TE Hunter Kampmoyer, OLB Carlo Kemp, TE Erik Krommenhoek, S Raheem Layne, LB Tyreek Maddox-Williams, RB Kevin Marks Jr., WR Jason Moore Jr., FB Gabe Nabers, WR Joe Reed, T Foster Sarell, CB Brandon Sebastian and DB Mark Webb Jr. Waived/Injured TE Sage Surratt. Reached injury settlements with OLB Ty Shelby and TE Sage Surratt.	Oct. 8	Activated K Taylor Bertolet (standard elevation) and WR Michael Bandy (standard elevation) from practice squad.
March 17	Signed DL Sebastian Joseph-Day.	Aug. 30	Released DL Christian Covington. Waived T Zack Bailey, WR Michael Bandy, WR Trevon Bradford, DL Andrew Brown, RB Leddie Brown, LB Cole Christiansen, OLB Jamal Davis II, DB Ben DeLuca, OLB Emeke Egbule, DL Joe Gaziano, CB Kemon Hall, G Ryan Hunter, CB Michael Jacquet, TE Hunter Kampmoyer, OLB Carlo Kemp, TE Erik Krommenhoek, S Raheem Layne, LB Tyreek Maddox-Williams, RB Kevin Marks Jr., WR Jason Moore Jr., FB Gabe Nabers, WR Joe Reed, T Foster Sarell, CB Brandon Sebastian and DB Mark Webb Jr. Waived/Injured TE Sage Surratt. Reached injury settlements with OLB Ty Shelby and TE Sage Surratt.	Oct. 10	Reverted K Taylor Bertolet and WR Michael Bandy to practice squad.
March 18	Signed CB J.C. Jackson and DL Austin Johnson. Re-signed DL Christian Covington and QB Chase Daniel.	Aug. 31	Signed RB Sony Michel. Waived RB Larry Rountree III. Signed T Zack Bailey, WR Michael Bandy, DL Christian Covington, DL Joe Gaziano, CB Kemon Hall, CB Michael Jacquet, TE Hunter Kampmoyer, OLB Carlo Kemp, S Raheem Layne, LB Tyreek Maddox-Williams, WR Jason Moore Jr., WR Joe Reed, T Foster Sarell and DB Mark Webb Jr., to practice squad.	Oct. 17	Activated WR Michael Bandy (standard elevation) and T Foster Sarell (standard elevation) from practice squad.
March 21	Signed LS Josh Harris and P JK Scott.	Sept. 2	Signed RB Larry Rountree III to practice squad.	Oct. 18	Reverted WR Michael Bandy and T Foster Sarell to practice squad.
March 22	Signed TE Gerald Everett.	Sept. 5	Signed TE Richard Rodgers to practice squad.	Oct. 22	Signed WR Michael Bandy to active roster. Placed RB Joshua Kelley on Reserve/Injured. Activated K Taylor Bertolet (standard elevation) from practice squad.
April 11	Signed WR DeAndre Carter.	Sept. 10	Activated CB Kemon Hall (standard elevation) and TE Richard Rodgers (standard elevation) from practice squad.	Oct. 24	Reverted K Taylor Bertolet to practice squad.
April 12	Signed LB Troy Reeder. Re-signed WR Jalen Guyton and TE Donald Parham Jr. Re-signed T Storm Norton.	Sept. 12	Signed DL Christian Covington to active roster. Waived DL Breiden Fehoko. Reverted CB Kemon Hall and TE Richard Rodgers to practice squad.	Oct. 26	Signed OLB Jeremiah Attaochu. Placed CB J.C. Jackson on Reserve/Injured.
April 18	Signed C/G Will Clapp.	Sept. 13	Reached injury settlement with CB Tevaughn Campbell.	Oct. 31	Signed CB Michael Jacquet to practice squad.
April 26	Traded two 2022 seventh-round selections to Chicago for 2023 sixth-round selection.	Sept. 14	Signed DL Breiden Fehoko to practice squad.	Nov. 3	Signed K Cameron Dicker to practice squad. Placed K Taylor Bertolet on Practice Squad; Injured.
April 30	Signed CB Bryce Callahan and LB Kyle Van Noy.	Sept. 15	Activated WR Jason Moore Jr. (standard elevation) and TE Richard Rodgers (standard elevation) from practice squad.	Nov. 5	Signed WR Keelan Doss to active roster. Placed TE Donald Parham Jr., on Reserve/Injured. Activated K Cameron Dicker (standard elevation) and CB Kemon Hall (standard elevation) from practice squad.
May 5	Signed WR Trevon Bradford, RB Leddie Brown, FB Zander Horvath, TE Erik Krommenhoek, S Raheem Layne, DB Deane Leonard, LB Tyreek Maddox-Williams, RB Kevin Marks Jr., K James McCourt, DL Otito Ogbonnia, QB Brandon Peters, OL Jamaree Salyer, CB Brandon Sebastian, OLB Ty Shelby, TE Stone Smartt, DB Ja'Sir Taylor, S Skyler Thomas, T Andrew Trainer and C Isaac Weaver.	Sept. 16	Reverted WR Jason Moore Jr., and TE Richard Rodgers to practice squad.	Nov. 7	Reverted K Cameron Dicker and CB Kemon Hall to practice squad.
May 13	Signed WR Trevon Bradford, RB Leddie Brown, FB Zander Horvath, TE Erik Krommenhoek, S Raheem Layne, DB Deane Leonard, LB Tyreek Maddox-Williams, RB Kevin Marks Jr., K James McCourt, DL Otito Ogbonnia, QB Brandon Peters, OL Jamaree Salyer, CB Brandon Sebastian, OLB Ty Shelby, TE Stone Smartt, DB Ja'Sir Taylor, S Skyler Thomas, T Andrew Trainer and C Isaac Weaver.	Sept. 24	Activated TE Richard Rodgers (standard elevation) from practice squad.	Nov. 9	Signed DL Breiden Fehoko to active roster. Placed DL Austin Johnson on Reserve/Injured. Signed DL Christopher Hinton and G/T Austen Plesants to practice squad.
May 17	Claimed T Zack Bailey off waivers.	Sept. 26	Reverted TE Richard Rodgers to practice squad.	Nov. 11	Waived DL Jerry Tillery.
May 18	Signed DL Morgan Fox.	Sept. 27	Claimed OLB Derrek Tuszka off waivers. Placed WR Jalen Guyton on Reserve/Injured.	Nov. 12	Signed RB Larry Rountree III to active roster. Activated K Cameron Dicker (standard elevation) and T Foster Sarell (standard elevation) from practice squad.
May 31	Signed G Zion Johnson.			Nov. 14	Reverted K Cameron Dicker and T Foster Sarell to practice squad.
June 10	Signed RB Isaiah Spiller.			Nov. 16	Signed DL Tyeler Davison to the active roster off Cleveland's practice squad. Placed DL Christian Covington and DL Otito Ogbonnia on Reserve/Injured. Signed DL David Moe to practice squad.
June 13	Signed S JT Woods.			Nov. 19	Signed DL Joe Gaziano to active roster. Activated TE Stone Smartt from Reserve/Non-Football Injury. Waived WR Keelan Doss. Activated K Cameron Dicker (standard elevation) and T Foster Sarell (standard elevation) from practice squad.
July 19	Declared Non-Football Injury for TE Stone Smartt.				
July 22	Signed OLB Carlo Kemp.				
July 26	Declared LB Kenneth Murray Jr., Physically Unable to Perform.				
July 31	Signed TE Sage Surratt.				
Aug. 9	Signed C/G Cameron Hunt. Waived/Injured T Andrew Trainer.				
Aug. 10	Placed T Andrew Trainer on Reserve/Injured.				
Aug. 15	Waived WR Maurice Ffrench, QB Brandon Peters and S Skyler Thomas. Waived/Injured DL Forrest Merrill and C Isaac Weaver.				
Aug. 16	Placed DL Forrest Merrill and C Isaac Weaver on Reserve/Injured.				

2022 TRANSACTIONS BY DATE

Nov. 21	Reverted K Cameron Dicker and T Foster Sarell to practice squad.	Nov. 26	Activated RB Joshua Kelley from Reserve/Injured; Designated for Return. Signed T Foster Sarell to active roster. Waived OLB Jeremiah Attaochu and RB Larry Rountree III. Activated S Raheem Layne (standard elevation) from practice squad.	Nov. 29	Signed OLB Jeremiah Attaochu and RB Larry Rountree III to practice squad.
Nov. 22	Signed K Cameron Dicker to active roster. Placed K Dustin Hopkins on Reserve/Injured. Signed WR Keelan Doss to practice squad.			Dec. 3	Activated T Zack Bailey (standard elevation) from practice squad.
Nov. 23	Designated RB Joshua Kelley for return from Reserve/Injured.	Nov. 28	Reverted S Raheem Layne to practice squad.	Dec. 5	Reverted T Zack Bailey to practice squad.

2022 TRANSACTIONS BY PLAYER

Attaochu, Jeremiah — OLB

Oct. 26 Signed
Nov. 26 Waived
Nov. 29 Signed to practice squad

Bailey, Zack — T

May 17 Claimed off Waivers
Aug. 30 Waived
Aug. 31 Signed to practice squad
Dec. 3 Activated from practice squad (standard elevation)
Dec. 5 Reverted to practice squad

Bandy, Michael — WR

Jan. 11 Signed to Reserve/Future contract
Aug. 30 Waived
Aug. 31 Signed to practice squad
Oct. 1 Activated from practice squad (standard elevation)
Oct. 3 Reverted to practice squad
Oct. 8 Activated from practice squad (standard elevation)
Oct. 10 Reverted to practice squad
Oct. 17 Activated from practice squad (standard elevation)
Oct. 18 Reverted to practice squad
Oct. 22 Signed to active roster

Bertolet, Taylor — K

Oct. 6 Signed to practice squad
Oct. 8 Activated from practice squad (standard elevation)
Oct. 10 Reverted to practice squad
Oct. 22 Activated from practice squad (standard elevation)
Oct. 24 Reverted to practice squad
Nov. 3 Placed on Practice Squad; Injured

Bosa, Joey — OLB

Sept. 28 Placed on Reserve/Injured

Bradford, Trevon — WR

May 13 Signed
Aug. 30 Waived

Brown, Andrew — DL

Jan. 11 Signed to Reserve/Future contract
Aug. 30 Waived

Brown, Leddie — RB

May 13 Signed
Aug. 30 Waived

Bulaga, Bryan — T

March 15 Released

Callahan, Bryce — CB

May 5 Signed

Campbell, Tevaughn — CB

Aug. 23 Waived/Injured
Aug. 24 Placed on Reserve/Injured
Sept. 13 Reached injury settlement

Carter, DeAndre — WR

April 11 Signed

Christiansen, Cole — LB

Jan. 11 Signed to Reserve/Future contract
Aug. 30 Waived

Clapp, Will — C/G

April 26 Signed

Covington, Christian — DL

March 18 Re-signed
Aug. 30 Waived
Aug. 31 Signed to practice squad
Sept. 12 Signed to active roster
Nov. 16 Placed on Reserve/Injured

Daniel, Chase — QB

March 18 Re-signed

Davis II, Jamal — OLB

Jan. 11 Signed to Reserve/Future contract
Aug. 30 Waived

Davison, Tyeler — DL

Nov. 16 Signed to active roster off Cleveland practice squad

DeLuca, Ben — DB

Jan. 11 Signed to Reserve/Future contract
Aug. 30 Waived

Dicker, Cameron — K

Nov. 3 Signed to practice squad
Nov. 5 Activated from practice squad (standard elevation)
Nov. 7 Reverted to practice squad
Nov. 12 Activated from practice squad (standard elevation)
Nov. 14 Reverted to practice squad
Nov. 19 Activated from practice squad (standard elevation)
Nov. 21 Reverted to practice squad
Nov. 22 Signed to active roster

Doss, Keelan — WR

Oct. 5 Signed to practice squad
Nov. 5 Signed to active roster
Nov. 19 Waived
Nov. 22 Signed to practice squad

Egbule, Emeke — OLB

Jan. 11 Signed to Reserve/Future contract
Aug. 30 Waived

Everett, Gerald — TE

April 22 Signed

Fehoko, Breiden — DL

Sept. 12 Waived
Sept. 14 Signed to practice squad
Nov. 9 Signed to active roster

Ffrench, Maurice — WR

Jan. 11 Signed to Reserve/Future contract
Aug. 15 Waived

Gaziano, Joe — DL

Aug. 30 Waived
Aug. 31 Signed to practice squad
Nov. 19 Signed to active roster

Guyton, Jalen — WR

Jan. 11 Extended exclusive rights tender
April 12 Re-signed
Sept. 27 Placed on Reserve/Injured

Hall, Kemon — CB

Aug. 30 Waived
Aug. 31 Signed to practice squad
Sept. 10 Activated from practice squad (standard elevation)
Sept. 12 Reverted to practice squad
Nov. 5 Activated from practice squad (standard elevation)
Nov. 7 Reverted to practice squad

Harris, Josh — LS

March 21 Signed

Hightower, John — WR

Sept. 28 Signed to practice squad

Hinton, Christopher — DL

Nov. 9 Signed to practice squad

Hopkins, Dustin — K

Nov. 22 Placed on Reserve/Injured

Horvath, Zander — FB

May 13 Signed

Hunt, Cameron — C/G

Aug. 9 Signed
Aug. 22 Waived

Hunter, Ryan — G

Jan. 11 Signed to Reserve/Future contract
Aug. 30 Waived

Jackson, J.C. — CB

March 18 Signed
Oct. 26 Placed on Reserve/Injured

Jacquet, Michael — CB

Aug. 23 Signed
Aug. 30 Waived
Aug. 31 Signed to practice squad
Oct. 6 Released from practice squad
Oct. 31 Signed to practice squad

James Jr., Derwin — S

Aug. 17 Signed contract extension

Joseph-Day, Sebastian — DL

March 17 Signed

Johnson, Austin — DL

March 18 Signed
Nov. 9 Placed on Reserve/Injured

Kammoyer, Hunter — TE

Jan. 11 Signed to Reserve/Future contract
Aug. 30 Waived
Aug. 31 Signed to practice squad

Kelley, Joshua — RB

Oct. 22 Placed on Reserve/Injured
Nov. 23 Designated for return from Reserve/Injured
Nov. 26 Activated from Reserve/Injured; Designated for Return

Krommenhoek, Erik — TE

May 13 Signed
Aug. 30 Waived

Layne, Raheem — S

May 13 Signed
Aug. 30 Waived
Aug. 31 Signed to practice squad
Nov. 26 Activated from practice squad (standard elevation)
Nov. 28 Reverted to practice squad

Leonard, Deane — DB

May 13 Signed

Lloyd, Damon — LB

Aug. 23 Waived/Injured
Aug. 24 Placed on Reserve/Injured

Mack, Khalil — OLB

March 16 Traded for from Chicago

Maddox-Williams, Tyreek — LB

May 13 Signed
Aug. 30 Waived
Aug. 31 Signed to practice squad

Marks Jr., Kevin — RB

May 13 Signed
Aug. 30 Waived

McCourt, James — K

May 13 Signed
Aug. 22 Waived

Merrill, Forrest — DL

Jan. 11 Signed to Reserve/Future contract
Aug. 15 Waived/Injured
Aug. 16 Placed on Reserve/Injured

Michel, Sony — RB

April 26 Signed

Moa, David — DL

Nov. 16 Signed to practice squad

Moore Jr., Jason — WR

Jan. 11 Signed to Reserve/Future contract
Aug. 30 Waived
Aug. 31 Signed to practice squad
Sept. 15 Activated from practice squad (standard elevation)
Sept. 16 Reverted to practice squad
Sept. 28 Signed to active roster

Murray Jr., Kenneth — LB

July 26 Declared Physically Unable to Perform
Aug. 22 Passed Physical

Nabers, Gabe — FB

Aug. 30 Waived

Norton, Storm — T

March 11 Extended exclusive rights tender
April 18 Re-signed

Ogbonnia, Otito — OL

May 13 Signed
Nov. 16 Placed on Reserve/Injured

2022 TRANSACTIONS BY PLAYER

Parham Jr., Donald — TE

March 11 Extended exclusive rights tender
 April 12 Re-signed
 Nov. 5 Placed on Reserve/Injured

Peters, Brandon — QB

May 13 Signed
 Aug. 15 Waived

Pleasant, Austen — G/T

Nov. 9 Signed to practice squad

Reed, Joe — WR

Jan. 18 Signed to Reserve/Future contract
 Aug. 30 Waived
 Aug. 31 Signed to practice squad

Reeder, Troy — LB

April 12 Signed

Rodgers, Richard — TE

Sept. 5 Signed to practice squad
 Sept. 10 Activated from practice squad (standard elevation)
 Sept. 12 Reverted to practice squad
 Sept. 15 Activated from practice squad (standard elevation)
 Sept. 16 Reverted to practice squad
 Sept. 24 Activated from practice squad (standard elevation)
 Sept. 26 Reverted to practice squad
 Sept. 28 Signed to active roster

Rountree III, Larry — RB

Aug. 31 Waived
 Sept. 2 Signed to practice squad
 Nov. 12 Signed to active roster
 Nov. 26 Waived
 Nov. 29 Signed to practice squad

Salyer, Jamaree — OL

May 13 Signed

Sarell, Foster — T

Jan. 11 Signed to Reserve/Future contract
 Aug. 30 Waived
 Aug. 31 Signed to practice squad
 Oct. 17 Activated from practice squad (standard elevation)
 Oct. 18 Reverted to practice squad
 Nov. 12 Activated from practice squad (standard elevation)
 Nov. 14 Reverted to practice squad
 Nov. 19 Activated from practice squad (standard elevation)
 Nov. 21 Reverted to practice squad
 Nov. 26 Signed to active roster

Scott, JK — P

March 21 Signed

Sebastian, Brandon — CB

May 13 Signed
 Aug. 30 Waived

Shelby, Ty — OLB

May 13 Signed
 Aug. 23 Waived/Injured
 Aug. 24 Placed on Reserve/Injured
 Aug. 30 Reached injury settlement

Slater, Rashawn — T

Sept. 28 Placed on Reserve/Injured

Smartt, Stone — TE

May 13 Signed
 July 19 Declared Non-Football Injury
 Aug. 23 Placed on Reserve/Non-Football Injury
 Nov. 19 Activated from Reserve/Non-Football Injury

Spiller, Isaiah — RB

June 10 Signed

Surratt, Sage — TE

July 31 Signed
 Aug. 30 Waived/Injured and reached injury settlement

Taylor, Ja/Sir — DB

May 13 Signed

Thomas, Skyler — S

May 13 Signed
 Aug. 15 Waived

Tillery, Jerry — DL

Nov. 11 Waived

Trainer, Andrew — T

May 13 Signed
 Aug. 9 Waived/Injured
 Aug. 10 Placed on Reserve/Injured

Tuszka, Derrek — OLB

Sept. 27 Claimed off Waivers

Van Noy, Kyle — LB

May 5 Signed

Weaver, Isaac — C

May 13 Signed
 Aug. 15 Waived/Injured
 Aug. 16 Placed on Reserve/Injured

Webb Jr., Mark — DB

Aug. 30 Waived
 Aug. 31 Signed to practice squad

Williams, Mike — WR

May 8 Signed

Woods, JT — S

June 13 Signed

MEDIA INFORMATION



GAME-DAY MEDIA PARKING: Media attending Chargers home games have been assigned reserved areas to park at SoFi Stadium. All parking will be distributed electronically. As a reminder, parking is limited and is being provided as a courtesy.

MEDIA ENTRANCE: All credentialed media must enter through southeast media gate between entries 10 & 11 near Media Will Call and are subject to search procedures. Please be prepared to open all cases and bags for inspection by SoFi Stadium security personnel. All items will be inspected and tagged for security purposes. Please make sure bags are identifiable and limit carry-in items to only what is necessary. Please remove any security tags from prior games.

PRESS WILL CALL
Press Will Call is located at the southeast media gate between entries 10 & 11.

PRESS BOX
Media can access the press box by entering SoFi Stadium through the southeast media gate. Once on the concourse, turn left and walk along the concourse around the South end zone until reaching elevators in the southwest corner of the stadium. Take the elevators up to level 7 to access the press box.


CHARGERS MEDIA SITE
[Chargers.com/media](https://chargers.com/media) is available to assist media with coverage leading up to each game of the 2022 season. The media site contains digital copies of all press materials. Credential requests on the site must be submitted by the sports director, sports editor or photo editor to be considered.

CHARGERS GAME RELEASE
Stats and notes in Los Angeles Chargers Game Releases are found utilizing a variety of sources, including STATS LLC, Sportradar, Stathead and the Elias Sports Bureau.

LOS ANGELES CHARGERS COMMUNICATIONS CONTACTS

NAME	TITLE	DESK PHONE	EMAIL
Josh Rupprecht	Senior Vice President, Communications & External Affairs	657.356.2190	Josh.Rupprecht@Chargers.NFL.com
Jennifer Rojas	Vice President, Marketing Communications & Alumni Affairs	657.356.2162	Jennifer.Rojas@Chargers.NFL.com
Jamaal LaFrance	Senior Manager, Football Communications	657.356.2063	Jamaal.LaFrance@Chargers.NFL.com
Brock Anderson	Manager, Football Communications	657.356.2082	Brock.Anderson@Chargers.NFL.com
Danny Markino	Senior Coordinator, Football Communications	657.356.2068	Danny.Markino@Chargers.NFL.com
Jordan Colquitt	Coordinator, Marketing Communications & Alumni Affairs	657.356.2045	Jordan.Colquitt@Chargers.NFL.com
Leonie Strehl	Coordinator, Marketing Communications & Alumni Affairs	657.356.2140	Leonie.Strehl@Chargers.NFL.com

MEDIA INFORMATION

 Chargers Radio Network
Flagship or Affiliate

 Chargers Preseason Television
Network Flagship or Affiliate

CHARGERS RADIO NETWORK: iHeartMedia Los Angeles will again air all regular season and postseason Chargers games on ALT 98.7 FM — Los Angeles' New Alternative — complete with a two-hour pregame and one-hour postgame show.

Calls from Matt "Money" Smith, Daniel Jeremiah and Shannon Farren will be heard over the airwaves across Los Angeles and eight affiliate stations in California, Nevada and Oregon.

The Chargers Spanish broadcast called by Adrian Garcia-Marquez and Francisco Pinto will be locally broadcast on Que Buena 105.5/94.3 FM.

CHARGERS RADIO NETWORK AFFILIATES

- Los Angeles (KYSR-FM & KBUE-FM)*
- Bakersfield (KBFP-AM)
- Eugene, OR (KORE-AM)
- Fresno (KALZ-FM / KRZR-AM)
- Las Vegas (KXNT-AM)
- Modesto/Stockton (KFIV-AM)
- Palm Springs/Yucca Valley (KNWZ-FM, KNWH-AM)
- San Bernardino (KATY-FM)
- San Diego (KOGO-AM)

**Flagship Stations*

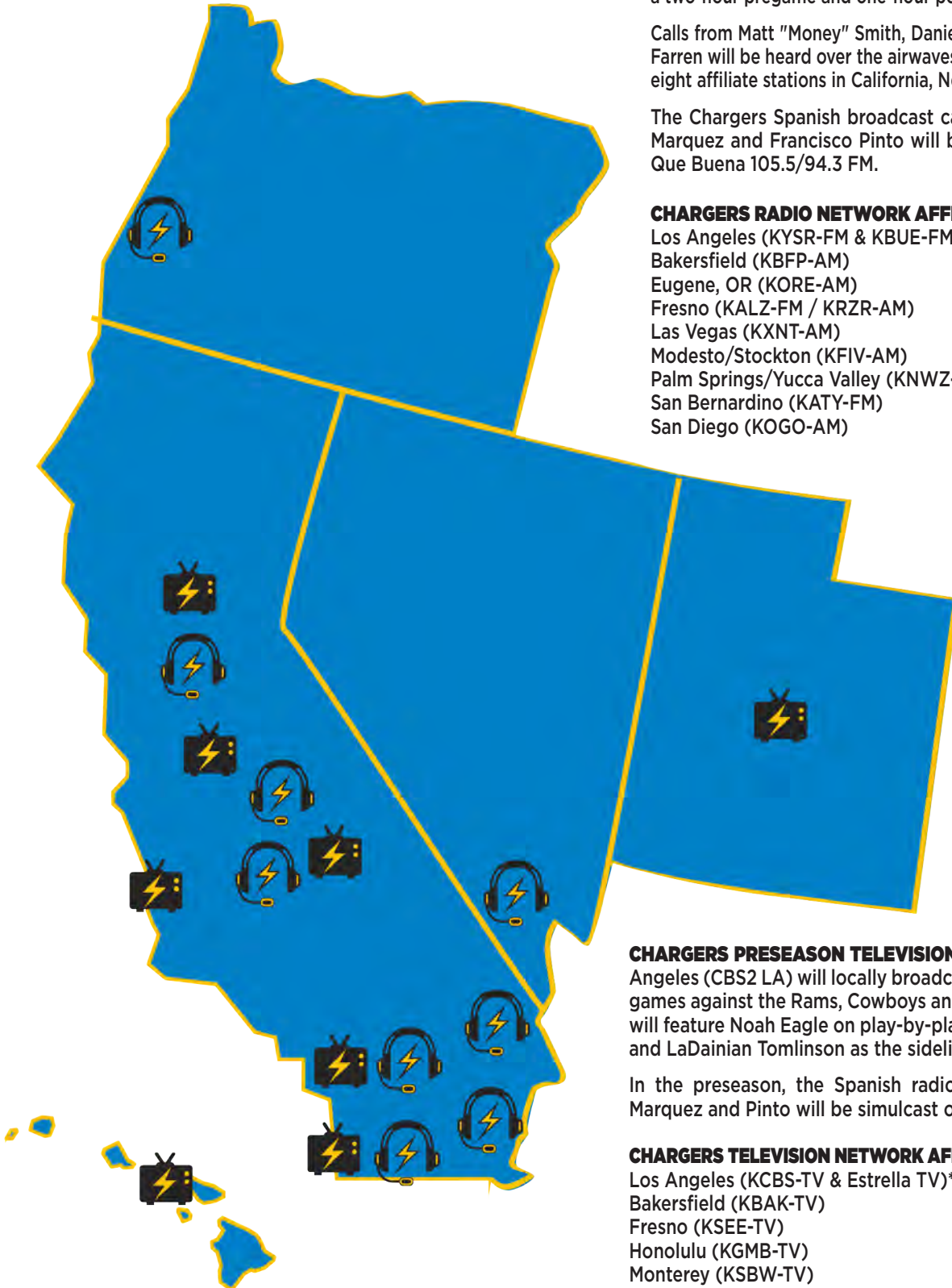
CHARGERS PRESEASON TELEVISION NETWORK: KCBS Los Angeles (CBS2 LA) will locally broadcast Chargers preseason games against the Rams, Cowboys and Saints. The broadcast will feature Noah Eagle on play-by-play, Dan Fouts as analyst and LaDainian Tomlinson as the sideline reporter.

In the preseason, the Spanish radio broadcast of Garcia-Marquez and Pinto will be simulcast on Estrella TV.

CHARGERS TELEVISION NETWORK AFFILIATES

- Los Angeles (KCBS-TV & Estrella TV)*
- Bakersfield (KBAK-TV)
- Fresno (KSEE-TV)
- Honolulu (KGMB-TV)
- Monterey (KSBW-TV)
- Sacramento (KQCA-TV)
- Salt Lake City (KTVX-TV)
- San Diego (KFMB-TV)

**Flagship Stations*





SUPPLEMENTAL
STATS

ALL-TIME SERIES HISTORY

Franchise	REGULAR SEASON						POSTSEASON					PRESEASON		
	W	L	T	Pct.	PF	PA	W	L	Pct.	PF	PA	W	L	T
Arizona Cardinals ¹	11	4	0	.733	392	301	0	0	—			14	11	0
Atlanta Falcons	4	8	0	.333	170	247	0	0	—			4	2	0
Baltimore Ravens	5	8	0	.385	242	287	1	0	1.000	23	17	0	0	0
Buffalo Bills	24	11	2	.686	916	636	1	2	.333	27	57	0	1	0
Carolina Panthers	1	6	0	.143	109	168	0	0	—			0	0	0
Chicago Bears	6	7	0	.462	249	220	0	0	—			4	3	0
Cincinnati Bengals	22	14	0	.611	871	778	1	1	.500	34	37	0	0	0
Cleveland Browns ²	19	9	1	.672	727	582	0	0	—			1	0	1
Dallas Cowboys	5	7	0	.417	278	276	0	0	—			9	8	0
Denver Broncos	55	69	1	.444	2,688	2,650	0	1	.000	17	24	5	2	0
Detroit Lions	7	5	0	.583	254	263	0	0	—			0	1	0
Green Bay Packers	2	10	0	.167	212	353	0	0	—			2	1	1
Houston Texans	6	3	0	.667	247	192	0	0	—			1	0	0
Indianapolis Colts ³	17	10	0	.630	646	473	2	1	.667	71	76	2	2	0
Jacksonville Jaguars	9	4	0	.692	385	255	0	0	—			0	0	0
Kansas City Chiefs ⁴	57	67	1	.460	2,568	2,800	1	0	1.000	17	0	5	2	0
Las Vegas Raiders ⁵	57	67	2	.460	2,756	2,766	0	1	.000	27	34	7	7	0
Los Angeles Rams ⁶	5	7	0	.417	313	325	0	0	—			20	19	0
Miami Dolphins	14	17	0	.452	696	685	2	2	.500	76	-124	3	1	0
Minnesota Vikings	6	8	0	.429	330	345	0	0	—			3	11	1
New England Patriots ⁷	14	24	2	.368	771	976	1	3	.250	112	96	5	2	0
New Orleans Saints	7	6	0	.538	350	264	0	0	—			4	6	0
New York Giants	8	5	0	.615	356	302	0	0	—			5	3	0
New York Jets ⁸	23	12	1	.657	1,030	733	0	2	.000	31	37	4	2	1
Philadelphia Eagles	8	5	0	.615	262	266	0	0	—			3	1	0
Pittsburgh Steelers	9	23	0	.281	616	834	2	1	.667	72	76	1	2	0
San Francisco 49ers	8	7	0	.533	339	396	0	1	.000	26	49	22	27	0
Seattle Seahawks	25	27	0	.481	1,090	1,103	0	0	—			5	13	0
Tampa Bay Buccaneers	8	4	0	.667	331	250	0	0	—			0	0	0
Tennessee Titans ⁹	27	15	1	.643	1,108	944	1	3	.250	50	57	7	3	0
Washington Football Team ¹⁰	5	7	0	.417	259	284	0	0	—			1	0	0
ALL-TIME TOTALS	474	476	11	.499	21,561	20,954	12	18	.400	583	684	137	127	4

Note: Prior to 1972, tie games were not included in winning percentage.

1—Known as St. Louis Cardinals (1960-87) and Phoenix Cardinals (1988-93)

2—Did not play from 1996-98 after relocation to Baltimore, but rejoined as an expansion franchise in 1999

3—Known as Baltimore Colts (1960-83)

4—Known as Dallas Texans (1960-62)

5—Known as Los Angeles Rams (1960-94 and 2016-present) and St. Louis Rams (1995-2015)

6—Known as Boston Patriots (1960-70)

7—Known as Titans of New York (1960-62)

8—Known as Oakland Raiders (1960-81 and 1995-2019) and Los Angeles Raiders (1982-94)

9—Known as Houston Oilers (1960-96) and Tennessee Oilers (1997-98)

10—Known as Washington Redskins (1960-2019)

CHARGERS RECORD WHEN . . .

	-- 2022 Season --			-- 2017-Present --			-- 2000-Present --		
	Home	Road	Overall	Home	Road	Overall	Home	Road	Overall
Overall	2-3	4-3	6-6	23-23	25-22	48-45	102-80	82-101	184-181
On Grass	0-0	2-3	2-3	12-12	16-17	28-29	91-69	58-72	149-141
On Artificial Surfaces	2-3	2-0	4-3	11-11	9-5	20-16	11-11	24-29	35-40
In Indoor Stadiums	0-0	1-1	1-1	0-0	3-5	3-5	0-0	9-14	9-14
In Open-Air Stadiums	2-3	3-2	5-5	23-23	22-17	45-40	102-80	73-87	175-167
When Winning the Coin Toss	0-3	3-2	3-5	12-14	12-10	24-24	58-36	42-48	100-84
When Losing the Coin Toss	2-0	1-1	3-1	12-9	13-12	25-21	45-43	40-53	85-96
When Receiving the Opening Kick	2-0	1-1	3-1	13-13	13-13	26-26	54-40	37-52	91-92
vs. Division Opponents*	2-1	0-2	2-3	8-10	7-10	15-20	38-33	28-42	66-75
vs. AFC (since 1970 NFL-AFL merger)	2-2	2-2	4-4	17-17	17-17	34-34	76-60	61-75	137-135
vs. NFC (since 1970 NFL-AFL merger)	0-1	2-1	2-2	6-6	8-5	14-11	26-20	21-26	47-46
In August/September**	1-1	0-1	1-2	3-8	5-4	8-12	21-19	16-22	37-41
In October	1-1	2-0	3-1	7-5	6-5	13-10	26-16	18-30	44-46
In November	0-1	2-1	2-2	5-5	6-7	11-12	23-21	20-25	43-46
In December	0-0	0-1	0-1	7-5	7-5	14-10	29-23	25-22	54-45
In January	0-0	0-0	0-0	1-0	1-1	2-1	3-1	3-2	6-3
During Day Games	1-2	4-1	5-3	20-18	22-15	42-33	83-63	69-85	152-148
During Night Games	1-1	0-2	1-3	3-5	3-7	6-12	19-17	13-16	32-33
Outdoor Games with a Temperature < 40° F	0-0	0-0	0-0	0-0	2-1	2-1	0-0	13-12	13-12
Outdoor Games with a Temperature > 80° F	0-1	0-1	0-2	2-6	5-2	7-8	11-13	7-6	17-18
On Thursday	0-0	0-1	0-1	0-1	3-2	3-3	4-2	4-4	8-6
On Friday	0-0	0-0	0-0	0-0	0-0	0-0	0-0	1-0	1-0
On Saturday	0-0	0-0	0-0	0-1	0-1	0-2	0-3	1-4	1-7
On Sunday/Early Games (Before 3 p.m. ET)	0-0	3-0	3-0	1-0	12-8	13-8	1-0	42-47	43-47
On Sunday/Late Afternoon Games (3-6 p.m. ET)	1-2	1-1	2-3	19-18	9-7	28-25	82-62	27-35	109-97
On Sunday/Night Games (After 6 p.m. ET)	0-1	0-1	0-2	1-2	1-2	2-4	9-6	3-6	12-12
On Monday	1-0	0-0	1-0	2-1	0-2	2-3	6-7	4-5	10-12
When Scoring First	1-0	1-3	2-3	16-5	13-7	29-12	75-31	46-30	121-61
When Opponent Scores First	1-3	3-0	4-3	7-18	12-15	19-33	27-49	36-71	63-120
In Overtime Games	1-0	0-0	1-0	2-2	1-3	3-5	5-6	6-12	11-17
When Leading after First Quarter	0-1	1-3	1-4	15-5	9-7	24-12	71-21	36-24	107-45
When Leading at Halftime	1-1	2-3	3-4	19-8	17-8	36-16	78-25	55-29	133-54
When Leading after Third Quarter	1-1	1-2	2-3	20-6	14-6	34-12	87-20	52-27	139-47
When Trailing after First Quarter	1-1	3-0	4-1	3-15	10-14	13-29	13-46	27-53	40-99
When Trailing at Halftime	1-2	2-0	3-2	2-15	8-13	10-28	14-49	23-67	37-116
When Trailing after Third Quarter	0-2	2-1	2-3	1-16	10-14	11-30	10-58	23-68	33-126
When Tied at Halftime	0-0	0-0	0-0	1-0	0-1	1-1	9-6	4-6	13-12
When Tied after the Third Quarter	1-0	1-0	2-0	2-1	1-2	3-3	5-2	7-6	12-8
When Chargers had 100-yard Rusher	0-0	1-0	1-0	2-0	5-2	7-2	33-4	33-10	66-14
When Chargers had 100-yard Receiver	0-1	3-1	3-2	11-11	13-5	24-16	41-26	33-29	74-55
When Chargers had 300-yard Passer	0-0	1-2	1-2	10-12	10-7	20-19	28-23	26-28	54-52
When Opponent had 100-yard Rusher	0-3	3-1	3-4	6-8	6-7	12-15	8-20	16-29	24-49
When Opponent had 100-yard Receiver	1-1	0-1	1-2	7-5	5-5	12-10	31-26	18-37	49-63
When Opponent had 300-yard Passer	0-1	0-0	0-1	1-4	1-5	2-9	20-14	8-30	28-44
With a Positive Turnover Margin	1-0	3-1	4-1	14-0	18-5	32-5	65-9	53-19	118-28
With a Negative Turnover Margin	0-2	0-1	0-3	3-16	2-11	5-27	16-53	16-61	32-114
With an Even Turnover Margin	1-1	1-1	2-2	6-7	5-6	11-13	19-18	13-21	32-39
With a +3 or higher Turnover Margin	1-0	1-0	1-0	3-0	2-0	5-0	15-1	14-1	27-2
With a +2 Turnover Margin	0-0	1-0	1-0	6-0	4-1	10-1	29-2	14-5	43-7
With a +1 Turnover Margin	0-0	2-1	2-1	5-0	12-4	17-4	21-7	26-13	47-20
With a -1 Turnover Margin	0-1	0-1	0-2	2-6	1-7	3-13	13-21	10-28	23-49
With a -2 Turnover Margin	0-1	0-0	0-1	1-6	1-1	2-7	3-15	5-16	8-31
With a -3 or lower Turnover Margin	0-0	0-0	0-0	0-4	0-3	0-7	2-16	1-17	3-33
When Recording 0 Takeaways	0-1	0-1	0-2	5-10	3-6	8-16	11-28	10-33	21-60
When Recording 1 Takeaway	1-1	1-1	2-2	8-10	8-9	16-19	33-31	29-36	62-67
When Recording 2-plus Takeaways	1-1	3-1	4-2	10-3	14-7	24-10	58-21	43-32	101-53
When Recording 0 Giveaways	1-0	2-0	3-0	14-2	14-1	28-3	41-7	40-7	81-14
When Recording 1 Giveaway	1-0	1-3	2-3	8-5	6-9	14-14	36-16	19-31	55-47
When Recording 2-plus Giveaways	0-3	1-0	1-3	1-16	5-12	6-28	24-58	25-61	48-120
When Recording 0 Interceptions	1-2	1-2	2-4	9-15	7-8	16-23	27-45	21-48	48-93
When Recording 1 Interception	0-1	2-1	2-2	9-7	11-11	20-18	36-26	36-42	72-68
When Recording 2-plus Interceptions	1-0	1-0	2-0	5-0	7-3	12-3	39-8	25-11	64-19
When Throwing 0 Interceptions	1-0	3-1	4-1	16-5	16-4	32-9	57-16	50-23	107-39
When Throwing 1 Interception	1-3	1-2	2-5	7-8	7-12	14-20	32-30	23-43	55-73
When Throwing 2-plus Interceptions	0-0	0-0	0-0	0-10	2-6	2-16	13-34	9-35	22-69
When Recovering 0 Fumbles	1-1	2-1	3-2	14-14	13-16	27-30	47-48	41-64	88-112
When Recovering 1 Fumble	1-2	1-2	2-4	8-9	7-6	15-15	47-27	28-30	75-57
When Recovering 2-plus Fumbles	0-0	1-0	1-0	1-0	5-0	6-0	8-5	13-7	21-13
When Losing 0 Fumbles	2-0	2-2	4-2	19-10	19-12	38-22	63-38	58-41	121-79
When Losing 1 Fumble	0-3	2-1	2-4	4-11	4-9	8-20	32-29	18-41	50-70
When Losing 2-plus Fumbles	0-0	0-0	0-0	0-2	2-1	2-3	6-14	6-19	12-33

Note: Home and Road indicate status as home or road team even in neutral site and international games.

*All games against divisional opponents from AFL West and AFC West (with exception of 1982 strike-shortened year): Cincinnati Bengals (1968-69), Dallas Texans (1960-62), Denver Broncos (1960-present), Kansas City Chiefs (1963-present), Las Vegas Raiders (2020-present), Los Angeles Raiders (1982-94), Oakland Raiders (1960-81 and 1995-2019), Seattle Seahawks (1977-2001) and Tampa Bay Buccaneers (1976).

**Had one August regular-season game in team history, a 41-7 road loss to the New England Patriots on Aug. 31, 1997.

THE LAST TIME . . .

Regular season in regular font | Postseason in *italics*

RUSHING

200 Yards Rushing, Individual

CHARGERS — LaDainian Tomlinson, Dec. 28, 2003 vs. Oakland (243 yards)
OPPONENT — Adrian Peterson, Nov. 4, 2007 at Minnesota (296 yards)
CHARGERS — *Keith Lincoln, AFL Championship, Jan. 5, 1964 vs. Boston (206 yards)*
OPPONENT — *Never*

100 Yards Rushing, Individual

CHARGERS — **Austin Ekeler, Oct. 9, 2022 at Cleveland (173 yards)**
OPPONENT — **Josh Jacobs, Dec. 4, 2022 at Las Vegas (144 yards)**
CHARGERS — *Darren Sproles, AFC Wild Card, Jan. 3, 2009 vs. Indianapolis (105 yards)*
OPPONENT — *Sony Michel, AFC Divisional, Jan. 13, 2019 at New England (129 yards)*

100 Yards Rushing, One Half, Individual

CHARGERS — **Austin Ekeler, Oct. 9, 2022 at Cleveland (106 yards in first half)**
OPPONENT — **Kenneth Walker III, Oct. 23, 2022 vs. Seattle (122 yards in second half and overtime)**
CHARGERS — *Keith Lincoln, AFL Championship, Jan. 5, 1964 vs. Boston (176 yards in first half)*
OPPONENT — *Sony Michel, AFC Divisional, Jan. 13, 2019 at New England (105 yards in first half)*

Two 100-Yard Rushers

CHARGERS — Darren Sproles (122 yards) and LaDainian Tomlinson (116 yards) Dec. 16, 2007, vs. Detroit
OPPONENT — Frank Gore (158 yards) and Colin Kaepernick (151 yards), Dec. 20, 2014 at San Francisco
CHARGERS — *Never*
OPPONENT — *Never*

Four Touchdowns Rushing, Individual

CHARGERS — LaDainian Tomlinson, Oct. 14, 2007 vs. Oak. (3, 27, 13, 41 yards)
OPPONENT — *Never*
CHARGERS — *Never*
OPPONENT — *Never*

Three Touchdowns Rushing, Individual

CHARGERS — Melvin Gordon, Oct. 15, 2018, at Cleveland (4, 10, 11 yards)
OPPONENT — Darrel Young, Nov. 3, 2013 at Washington (1, 1, 4 yards)
CHARGERS — *Never*
OPPONENT — *Sony Michel, AFC Divisional, Jan. 13, 2019 at New England (1, 14, 5 yards)*

Two Touchdowns Rushing, Individual

CHARGERS — **Austin Ekeler, Oct. 2, 2022 at Houston (10, 20 yards)**
OPPONENT — **Cordarrelle Patterson, Nov. 6, 2022 at Atlanta (1, 3 yards)**
CHARGERS — *Darren Sproles, AFC Wild Card, Jan. 3, 2009 vs. Indianapolis (9, 22 yards)*
OPPONENT — *Sony Michel, AFC Divisional, Jan. 13, 2019 at New England (1, 14, 5 yards)*

PASSING

500 Yards Passing, Individual

CHARGERS — Philip Rivers, Oct. 18, 2015 at Green Bay (503 yards)
OPPONENT — *Never*
CHARGERS — *Never*
OPPONENT — *Never*

400 Yards Passing, Individual

CHARGERS — Philip Rivers, Nov. 18, 2018 vs. Denver (401 yards)
OPPONENT — Patrick Mahomes, Dec. 16, 2021 vs. Kansas City (410 yards)
CHARGERS — *Dan Fouts, AFC Divisional, Jan. 2, 1982 at Miami (433 yards)*
OPPONENT — *Peyton Manning, AFC Divisional, Jan. 13, 2008 at Indianapolis (402 yards)*

300 Yards Passing, Individual

CHARGERS — **Justin Herbert, Dec. 4, 2022 at Las Vegas (335 yards)**
OPPONENT — **Patrick Mahomes, Nov. 20, 2022 vs. Kansas City (329 yards)**
CHARGERS — *Philip Rivers, AFC Divisional, Jan. 13, 2019 at New England (331 yards)*
OPPONENT — *Tom Brady, AFC Divisional, Jan. 13, 2019 at New England (343 yards)*

Six Touchdown Passes, Individual

CHARGERS — Dan Fouts, Nov. 22, 1981 at Oakland (12, 15, 29, 4, 5, 6 yards)
OPPONENT — *Never*
CHARGERS — *Never*
OPPONENT — *Never*

Five Touchdown Passes, Individual

CHARGERS — Drew Brees, Oct. 31, 2004 vs. Oakland (17, 13, 23, 5, 1 yards)
OPPONENT — Tom Brady, Oct. 4, 2020 at Tampa Bay (3, 6, 28, 19, 9 yards)
CHARGERS — *Never*
OPPONENT — *Never*

Four Touchdown Passes, Individual

CHARGERS — Justin Herbert, Oct. 4, 2021 vs. Cleveland (22, 72, 42, 19 yards)
OPPONENT — Tom Brady, Oct. 4, 2020 at Tampa Bay (3, 6, 28, 19, 9 yards)
CHARGERS — *Never*
OPPONENT — *Don Strock, AFC Divisional, Jan. 2, 1982 at Miami (1, 40, 15, 50 yards)*

Three Touchdown Passes, Individual

CHARGERS — **Justin Herbert, Nov. 27, 2022 at Arizona (2, 33, 1 yard)**
OPPONENT — **Patrick Mahomes, Nov. 20, 2022 vs. Kansas City (4, 32, 17 yards)**
CHARGERS — *Philip Rivers, AFC Divisional, Jan. 13, 2019 at New England (43, 1, 8 yards)*
OPPONENT — *Peyton Manning, AFC Divisional, Jan. 13, 2008 at Indianapolis (25, 9, 55 yards)*

Six Interceptions Thrown, Individual

CHARGERS — Ed Luther, Oct. 31, 1983 vs. Washington
OPPONENT — Peyton Manning, Nov. 11, 2007 vs. Indianapolis
CHARGERS — *Never*
OPPONENT — *Never*

Five Interceptions Thrown, Individual

CHARGERS — Craig Whelihan, Dec. 13, 1998 at Seattle
OPPONENT — Nathan Peterman, Nov. 19, 2017 vs. Buffalo
CHARGERS — *Dan Fouts, AFC Second Round, Jan. 16, 1983 at Miami*
OPPONENT — *George Blanda, AFL Championship, Dec. 24, 1961 vs. Houston Oilers*

Four Interceptions Thrown, Individual

CHARGERS — Philip Rivers, Nov. 18, 2019 vs. Kansas City in Mexico City, Mexico
OPPONENT — Nathan Peterman, Nov. 19, 2017 vs. Buffalo
CHARGERS — *Stan Humphries, AFC Wild Card, Dec. 31, 1995 vs. Indianapolis*
OPPONENT — *George Blanda, AFL Championship, Dec. 24, 1961 vs. Houston Oilers*

RECEIVING

10 or More Receptions, Individual

CHARGERS — Austin Ekeler, Oct. 23, 2022 vs. Seattle (12 receptions)
OPPONENT — Zay Jones, Sept. 25, 2022 vs. Jacksonville (10 receptions)
CHARGERS — Ronnie Harmon, AFC Wild Card, Dec. 31, 1995 vs. Indianapolis (10 receptions)
OPPONENT — James White, AFC Divisional, Jan. 13, 2019 at New England (15 receptions)

200 Yards Receiving, Individual

CHARGERS — Malcom Floyd, Oct. 10, 2010 at Oakland (213 yards)
OPPONENT — Chad Johnson, Nov. 12, 2006 at Cincinnati (260 yards)
CHARGERS — Never
OPPONENT — Never

100 Yards Receiving, Individual

CHARGERS — Joshua Palmer, Nov. 6, 2022 at Atlanta (106 yards)
OPPONENT — Davante Adams, Dec. 4, 2022 at Las Vegas (177 yards)
CHARGERS — Keenan Allen, AFC Divisional, Jan. 12, 2014 at Denver (142 yards)
OPPONENT — Julian Edelman, AFC Divisional, Jan. 13, 2019 at New England (151 yards)

100 Yards Receiving, One Half, Individual

CHARGERS — Mike Williams, Jan. 9, 2022 at Las Vegas (111 yards in second half and overtime)
OPPONENT — Davante Adams, Dec. 4, 2022 at Las Vegas (110 yards in second half)
CHARGERS — Keenan Allen, AFC Divisional, Jan. 12, 2014 at Denver (142 yards in second half)
OPPONENT — Julian Edelman, AFC Divisional, Jan. 13, 2019 at New England (107 yards in first half)

Two 100-Yard Receivers

CHARGERS — Keenan Allen (108 yards) and Melvin Gordon (102 yards), Sept. 9, 2018 vs. Kansas City
OPPONENT — Travis Kelce (191 yards) and Tyreek Hill (148 yards), Dec. 16, 2021 vs. Kansas City
CHARGERS — Chris Chambers (133 yards) and Vincent Jackson (114 yards), AFC Wild Card, Jan. 6, 2008
OPPONENT — Tony Nathan (114 yards) and Duriel Harris (106 yards), AFC Divisional, Jan. 2, 1982

Five Touchdown Receptions, Individual

CHARGERS — Kellen Winslow, Nov. 22, 1981 at Oakland (15, 29, 4, 5, 3 yards)
OPPONENT — Never
CHARGERS — Never
OPPONENT — Never

Four Touchdown Receptions, Individual

CHARGERS — Kellen Winslow, Nov. 22, 1981 at Oakland (15, 29, 4, 5, 3 yards)
OPPONENT — Daryl Turner, Sept. 15, 1985 vs. Seattle (34, 15, 30, 7 yards)
CHARGERS — Never
OPPONENT — Never

Three Touchdown Receptions, Individual

CHARGERS — Danny Woodhead, Dec. 20, 2015 vs. Miami (20, 9, 9 yards)
OPPONENT — Travis Kelce, Nov. 20, 2022 vs. Kansas City (4, 32, 17 yards)
CHARGERS — Never
OPPONENT — Jerry Rice, Super Bowl XXIX at Joe Robbie Stadium, Jan. 29, 1995 vs. San Francisco (44, 15, 7 yards)

Two Touchdown Receptions, Individual

CHARGERS — Keenan Allen, Dec. 5, 2021 at Cincinnati (4, 7 yards)
OPPONENT — Davante Adams, Dec. 4, 2022 at Las Vegas (31, 45 yards)
CHARGERS — Keenan Allen, AFC Divisional, Jan. 12, 2014 at Denver (16, 16 yards)
OPPONENT — Michael Crabtree, AFC Wild Card, Jan. 6, 2019 at Baltimore (31, 7 yards)

COMBINATION

100 Yards Rushing and Receiving, Individual

CHARGERS — Austin Ekeler, Dec. 8, 2019 at Jacksonville (101 yards rushing, 112 yards receiving)
OPPONENT — Essex Johnson, Sept. 30, 1973 vs. Cincinnati (121 yards rushing, 116 yards receiving)
CHARGERS — Keith Lincoln, AFC Championship, Jan. 5, 1964 vs. Boston (206 yards rushing, 123 yards receiving)
OPPONENT — Never

300-Yard Passer, 100-Yard Rusher and 100-Yard Receiver

CHARGERS — Philip Rivers (314 yards passing), Austin Ekeler (101 yards rushing), Austin Ekeler (112 yards receiving), Dec. 8, 2019 at Jacksonville
OPPONENT — Patrick Mahomes (329 yards passing), Isiah Pacheco (107 yards rushing), Travis Kelce (115 yards receiving), Nov. 20, 2022 vs. Kansas City
CHARGERS — Dan Fouts (333 yards passing), Chuck Muncie (126 yards rushing), Wes Chandler (124 yards receiving), Kellen Winslow (102 yards receiving), AFC Wild Card, Jan. 9, 1983 at Pittsburgh
OPPONENT — Tom Brady (343 yards passing), Sony Michel (129 yards rushing), Julian Edelman (151 yards receiving), AFC Divisional, Jan. 13, 2019 at New England

INTERCEPTIONS

Four Interceptions, Individual

CHARGERS — Never
OPPONENT — Kwamie Lassiter, Dec. 27, 1998 at Arizona (4 interceptions)
CHARGERS — Never
OPPONENT — Vernon Perry, AFC Divisional, Dec. 29, 1979 vs. Houston Oilers (4 interceptions)

Three Interceptions, Individual

CHARGERS — Antonio Cromartie, Nov. 11, 2007 vs. Indianapolis (3 interceptions)
OPPONENT — Kwamie Lassiter, Dec. 27, 1998 at Arizona (4 interceptions)
CHARGERS — Never
OPPONENT — Vernon Perry, AFC Divisional, Dec. 29, 1979 vs. Houston Oilers (4 interceptions)

Two Interceptions, Individual

CHARGERS — Kyzir White, Oct. 17, 2021 at Baltimore (2 interceptions)
OPPONENT — Patrick Surtain II, Nov. 28, 2021 at Denver (2 interceptions)
CHARGERS — Glen Edwards, AFC Divisional, Jan. 3, 1981 vs. Buffalo (2 interceptions)
OPPONENT — Jason Belser, AFC Wild Card, Dec. 31, 1995 vs. Indianapolis (2 interceptions)

Interception Returned for Touchdown

CHARGERS — Bryce Callahan, Dec. 4, 2022 at Las Vegas (26 yards of Derek Carr)
OPPONENT — Jaylen Watson, Sept. 15, 2022 at Kansas City (99 yards of Justin Herbert)
CHARGERS — Never
OPPONENT — Never

SACKS

Five Sacks, Individual

CHARGERS — Leslie O'Neal, Nov. 16, 1986 vs. Dallas (5.0 sacks)
OPPONENT — Never
CHARGERS — Never
OPPONENT — Never

Four-and-One-Half Sacks, Individual

CHARGERS — Leslie O'Neal, Nov. 16, 1986, vs. Dallas (5.0 sacks)
OPPONENT — Hugh Douglas, Oct. 18, 1998 vs. Philadelphia (4.5 sacks)
CHARGERS — Never
OPPONENT — Never

Four Sacks, Individual

CHARGERS — Antwan Barnes, Dec. 18, 2011 vs. Baltimore (4.0 sacks)
OPPONENT — Justin Houston, Dec. 28, 2014 at Kansas City (4.0 sacks)
CHARGERS — Never
OPPONENT — Never

Three-and-One-Half Sacks, Individual

CHARGERS — Kendall Reyes, Dec. 23, 2012 at New York Jets (3.5 sacks)
OPPONENT — Justin Houston, Dec. 28, 2014 at Kansas City (3.5 sacks)
CHARGERS — Never
OPPONENT — Never

Three Sacks, Individual

CHARGERS — Khalil Mack, Sept. 11, 2022 vs. Las Vegas (3.0 sacks)
OPPONENT — Chandler Jones, Dec. 4, 2022 at Las Vegas (3.0 sacks)
CHARGERS — Never
OPPONENT — Never

Two-and-One-Half Sacks, Individual

CHARGERS — Khalil Mack, Sept. 11, 2022 vs. Las Vegas (3.0 sacks)
OPPONENT — Chandler Jones, Dec. 4, 2022 at Las Vegas (3.0 sacks)
CHARGERS — Burt Grossman, AFC Wild Card,
Jan. 2, 1993 vs. Kansas City (2.5 sacks)
OPPONENT — Never

Two Sacks, Individual

CHARGERS — Drue Tranquill, Oct. 17, 2022 vs. Denver (2.0 sacks)
OPPONENT — Chandler Jones, Dec. 4, 2022 at Las Vegas (3.0 sacks)
CHARGERS — Melvin Ingram, AFC Wild Card,
Jan. 6, 2019 at Baltimore (2.0 sacks)
OPPONENT — Shaun Phillips, AFC Divisional,
Jan. 12, 2014 at Denver (2.0 sacks)

TOUCHDOWNS

Five Touchdowns, Individual

CHARGERS — Kellen Winslow, Nov. 22, 1981 at Oakland
(15-, 29-, 4-, 5-, 3-yard receptions)
OPPONENT — Never
CHARGERS — Never
OPPONENT — Never

Four Touchdowns, Individual

CHARGERS — Austin Ekeler, Nov. 21, 2021 vs. Pittsburgh
(10-, 17-yard receptions; 6-, 5-yard runs)
OPPONENT — Harvey Williams, Nov. 16, 1997, vs. Oakland
(8-, 32-yard receptions; 1-, 1-yard runs)
CHARGERS — Never
OPPONENT — Never

Three Touchdowns, Individual

CHARGERS — Austin Ekeler, Oct. 2, 2022 at Houston
(14-yard receptions; 10-, 20-yard runs)
OPPONENT — Travis Kelce, Nov. 20, 2022 vs. Kansas City
(4-, 32-, 17-yard receptions)
CHARGERS — Never
OPPONENT — Sony Michel, AFC Divisional,
Jan. 13, 2019 at New England (1-, 14-, 5-yard runs)

FIELD GOALS AND PATS

Six Field Goals Made, Individual

CHARGERS — Greg Davis, Oct. 5, 1997 at Oakland
(30, 22, 38, 43, 33, 33 yards)
OPPONENT — Phil Dawson, Nov. 5, 2006 vs. Cleveland
(37, 20, 42, 30, 36, 35 yards)
CHARGERS — Never
OPPONENT — Never

Five Field Goals Made, Individual

CHARGERS — Nate Kaeding, Sept. 10, 2012 at Oakland
(23, 28, 19, 41, 45 yards)
OPPONENT — Daniel Carlson, Jan. 9, 2022 at Las Vegas
(24, 31, 52, 40, 47 yards)
CHARGERS — Michael Badgley, AFC Wild Card,
Jan. 6, 2019 at Baltimore (21, 53, 40, 34, 47 yards)
OPPONENT — Never

Four Field Goals Made, Individual

CHARGERS — Dustin Hopkins, Oct. 17, 2022 vs. Denver
(37, 31, 35, 39 yards)
OPPONENT — Daniel Carlson, Jan. 9, 2022 at Las Vegas
(24, 31, 52, 40, 47 yards)
CHARGERS — Michael Badgley, AFC Wild Card,
Jan. 6, 2019 at Baltimore (21, 53, 40, 34, 47 yards)
OPPONENT — Never

50-Yard Field Goal, Individual

CHARGERS — Dustin Hopkins, Dec. 26, 2021 at Houston (50 yards)
OPPONENT — Daniel Carlson, Dec. 4, 2022 at Las Vegas (55 yards)
CHARGERS — Michael Badgley, AFC Wild Card,
Jan. 6, 2019 at Baltimore (53 yards)
OPPONENT — Stephen Gostkowski, AFC Divisional,
Jan. 14, 2007 vs. New England (50 yards)

Blocked Field Goal Attempt

CHARGERS — Joe Gaziano, Dec. 4, 2022 at Las Vegas
(52-yard Daniel Carlson attempt)
OPPONENT — Cody Davis, Dec. 6, 2020 vs. New England
(58-yard Michael Badgley attempt)
CHARGERS — Leroy Jones, AFC Divisional, Jan. 2, 1982 at Miami
(34-yard Uwe von Schamann attempt)
OPPONENT — Never

Two-Point Conversion

CHARGERS — Gerald Everett pass from Justin Herbert,
Nov. 27, 2022 at Arizona
OPPONENT — Clyde Edwards-Helaire pass from Patrick Mahomes,
Dec. 16, 2021 vs. Kansas City
CHARGERS — Keenan Allen pass from Philip Rivers, AFC Divisional,
Jan. 13, 2019 at New England
OPPONENT — Kevin Faulk run, AFC Divisional,
Jan. 14, 2007 vs. New England

Point After Touchdown Missed

CHARGERS — Dustin Hopkins, Dec. 5, 2021 at Cincinnati
(First attempt, wide right)
OPPONENT — Evan McPherson, Dec. 5, 2021 at Cincinnati
(First attempt, wide right)
CHARGERS — Rolf Benirschke, AFC Second Round,
Jan. 16, 1993 at Miami (First attempt, wide right)
OPPONENT — Never

Blocked Point After Touchdown

CHARGERS — Isaac Rochell, Sept. 27, 2020 vs. Carolina
(Joey Slye, first attempt)
OPPONENT — Denico Autry, Dec. 31, 2017 vs. Oakland
(Nick Rose, third attempt)
CHARGERS — Never
OPPONENT — Never

PUNTING

80-Yard Punt

CHARGERS — Never
OPPONENT — Dustin Colquitt, Dec. 2, 2007 at Kansas City (81 yards)
CHARGERS — Never
OPPONENT — Never

70-Yard Punt

CHARGERS — Mike Scifres, Sept. 21, 2014 at Buffalo (72 yards)
OPPONENT — Kevin Huber, Sept. 13, 2020 at Cincinnati (70 yards)
CHARGERS — Never
OPPONENT — Ray Guy, AFC Championship, Jan. 11, 1981 vs. Oakland (71 yards)

60-Yard Punt

CHARGERS — Ty Long, Oct. 17, 2021 at Baltimore (69 yards)
OPPONENT — A.J. Cole, Dec. 4, 2022 at Las Vegas (60 yards)
CHARGERS — Mike Scifres, AFC Divisional, Jan. 12, 2014 at Denver (62 yards)
OPPONENT — Hunter Smith, AFC Wild Card, Jan. 3, 2009 vs. Indianapolis (63 yards)

Blocked Punt

CHARGERS — Jerry Attaochu of Drew Butler, Sept. 8, 2014 at Arizona
OPPONENT — Miles Killebrew of Ty Long, Nov. 21, 2021 vs. Pittsburgh
CHARGERS — Never
OPPONENT — Lou Piccone of Rick Partridge, AFC Divisional, Jan. 3, 1981 vs. Buffalo

10 or More Punts, Individual

CHARGERS — Drew Kaser, Nov. 12, 2017 at Jacksonville (10 punts for 485 yards)
OPPONENT — Chad Stanley, Sept. 15, 2002 vs. Houston (10 punts for 406 yards)
CHARGERS — Never
OPPONENT — Never

No Punts

CHARGERS — Dec. 26, 2021 at Houston
OPPONENT — Sept. 19, 2010 vs. Jacksonville
CHARGERS — Never
OPPONENT — AFC Divisional, Jan. 12, 2014 at Denver

OTHER SPECIAL TEAMS

Kickoff Returned for Touchdown

CHARGERS — Andre Roberts, Jan. 2, 2022 vs. Denver (101 yards)
OPPONENT — Mecole Hardman, Dec. 29, 2019 at Kansas City (104 yards)
CHARGERS — Andre Coleman, Super Bowl XXIX at Joe Robbie Stadium, Jan. 29, 1995 vs. San Francisco (98 yards)
OPPONENT — Never

Punt Returned for Touchdown

CHARGERS — Desmond King, Oct. 6, 2019 vs. Denver (68 yards)
OPPONENT — Gunner Olszewski, Dec. 6, 2020, vs. New England (70 yards)
CHARGERS — Wes Chandler, AFC Divisional, Jan. 2, 1982 at Miami (58 yards)
OPPONENT — Santonio Holmes, AFC Divisional, Jan. 11, 2009 at Pittsburgh (67 yards)

Blocked Punt Returned for Touchdown

CHARGERS — Jacob Hester, Oct. 25, 2009 at Kansas City (Recovered own blocked Dustin Colquitt punt in end zone)
OPPONENT — Daniel Thomas, Oct. 25, 2020 vs. Jacksonville (Recovered own blocked Ty Long punt, returned recovery 16 yards)
CHARGERS — Never
OPPONENT — Never

Recovered Own Onside Kick Attempt

CHARGERS — Darrell Stuckey of Nick Novak kick, Nov. 18, 2012 at Denver
OPPONENT — Keion Crossen of Riley Dixon kick, Dec. 12, 2021 vs. New York Giants
CHARGERS — Richard Marshall of Nick Novak kick, AFC Divisional, Jan. 12, 2014 at Denver
OPPONENT — Never

OTHER DEFENSE

Shutout Posted

CHARGERS — Oct. 22, 2017 vs. Denver Broncos (21-0 Chargers win)
OPPONENT — Dec. 6, 2020 vs. New England (45-0, Patriots win)
CHARGERS — AFC Wild Card, Jan. 2, 1993 vs. Kansas City (Chargers win, 17-0)
OPPONENT — AFC Divisional, Jan. 10, 1993 at Miami (Dolphins win, 31-0)

Fumble Returned for Touchdown

CHARGERS — Tevaughn Campbell, Dec. 5, 2021 at Cincinnati (61 yards)
OPPONENT — Ifeadi Odenigbo, Dec. 15, 2019 vs. Minnesota (56 yards)
CHARGERS — Never
OPPONENT — Guy Ruff, AFC Wild Card, Jan. 9, 1983 at Pittsburgh (Recovered opening kickoff fumble in end zone)

Safety Scored

CHARGERS — Oct. 23, 2022 vs. Seattle (Kenneth Walker III tackled by Sebastian Joseph-Day and Troy Reeder in end zone)
OPPONENT — Nov. 22, 2020 vs. N.Y. Jets (Ty Long ran out of bounds out of the back of the end zone)
CHARGERS — AFC Divisional, Jan. 8, 1995 vs. Miami (Bernie Parmalee tackled in end zone by Reuben Davis)
OPPONENT — Never

MISCELLANEOUS

No Penalties

CHARGERS — Oct. 9, 2011 at Denver (Chargers win, 29-24)
OPPONENT — Dec. 4, 2005 vs. Oakland (Raiders win, 34-10)
CHARGERS — Never
OPPONENT — AFC Divisional, Jan. 10, 1993 at Miami (Dolphins win, 31-0)

Game Without Touchdown

CHARGERS — Dec. 6, 2020 vs. New England (Patriots win, 45-0)
OPPONENT — Nov. 11, 2018 at Oakland (Chargers win, 20-6)
CHARGERS — AFC Championship, Jan. 20, 2008 at New England (Patriots win, 21-12)
OPPONENT — AFC Wild Card, Jan. 6, 2008 vs. Tennessee (Chargers win, 17-6)

50 Points, Game

CHARGERS — Nov. 19, 2017 vs. Buffalo (Chargers win, 54-24)
OPPONENT — Oct. 1, 2000 at St. Louis (Rams win, 57-31)
CHARGERS — AFL Championship, Jan. 5, 1964 vs. Boston (Chargers win, 51-10)
OPPONENT — Never

40 Points, Game

CHARGERS — Dec. 5, 2021 at Cincinnati (Chargers win, 41-22)
OPPONENT — Dec. 26, 2021 at Houston (Texans win, 41-29)
CHARGERS — AFC Divisional, Jan. 2, 1982 at Miami (Chargers win, 41-38)
OPPONENT — AFC Divisional, Jan. 13, 2019 at New England (Patriots win, 41-28)

600 Yards Total Offense, Game

CHARGERS — Dec. 20, 1982 vs. Cincinnati (661 yards)
OPPONENT — Oct. 1, 2000 at St. Louis (614 yards)
CHARGERS — AFL Championship, Jan. 5, 1964 vs. Boston (610 yards)
OPPONENT — Never

500 Yards Total Offense, Game

CHARGERS — Dec. 8, 2019 at Jacksonville (525 yards)
OPPONENT — Nov. 21, 2021 vs. Pittsburgh (533 yards)
CHARGERS — AFC Divisional, Jan. 2, 1982 at Miami (564 yards)
OPPONENT — Never

STANDINGS || CAPTAINS || TIME SPENT IN LEAD

2022 NFL STANDINGS

AFC East

Team	W	L	T	Pct.	PF	PA	Home	Road	Div	AFC	NFC
Buf.	9	3	0	.750	333	209	4-1	5-2	1-2	6-2	3-1
Mia.	8	4	0	.667	299	289	5-1	3-3	2-1	6-2	2-2
NYJ	7	5	0	.583	252	223	3-3	4-2	2-2	5-4	2-1
N.E.	6	6	0	.500	249	226	3-3	3-3	2-2	5-3	1-3

AFC North

Team	W	L	T	Pct.	PF	PA	Home	Road	Div	AFC	NFC
Bal.	8	4	0	.667	285	236	4-2	4-2	2-0	5-3	3-1
Cin.	8	4	0	.667	312	255	4-1	4-3	1-3	5-3	3-1
Cle.	5	7	0	.417	290	300	3-3	2-4	2-1	3-6	2-1
Pit.	5	7	0	.417	213	277	2-3	3-4	1-2	2-6	3-1

AFC South

Team	W	L	T	Pct.	PF	PA	Home	Road	Div	AFC	NFC
Ten.	7	5	0	.583	219	240	3-2	4-3	3-0	5-3	2-2
Ind.	4	8	1	.346	209	298	2-4	2-4-1	1-3-1	4-5-1	0-3
Jax.	4	8	0	.333	258	272	3-3	1-5	1-2	4-4	0-4
Hou.	1	10	1	.125	188	287	0-5-1	1-5	1-1-1	1-6-1	0-4

AFC West

Team	W	L	T	Pct.	PF	PA	Home	Road	Div	AFC	NFC
K.C.	9	3	0	.750	350	270	5-1	4-2	3-0	5-3	4-0
LAC	6	6	0	.500	272	309	2-3	4-3	2-3	4-4	2-2
L.V.	5	7	0	.417	292	296	3-2	2-5	3-2	4-5	1-2
Den.	3	9	0	.250	166	204	2-3	1-6	0-3	2-7	1-2

NFC East

Team	W	L	T	Pct.	PF	PA	Home	Road	Div	NFC	AFC
Phi.	11	1	0	.917	338	226	6-1	5-0	2-1	6-1	5-0
Dal.	9	3	0	.750	333	206	6-1	3-2	3-1	7-3	2-0
NYG	7	4	1	.625	245	252	4-2-1	3-2	0-2-1	3-4-1	4-0
Was.	7	5	1	.577	253	256	3-3	4-2-1	1-2-1	4-4-1	3-1

NFC North

Team	W	L	T	Pct.	PF	PA	Home	Road	Div	NFC	AFC
Min.	10	2	0	.833	289	279	6-1	4-1	3-0	6-2	4-0
Det.	5	7	0	.417	315	324	2-3	2-3	2-1	4-4	1-3
G.B.	5	8	0	.385	263	302	3-3	2-5	2-2	4-5	1-3
Chi.	3	10	0	.231	270	333	2-4	1-6	0-4	1-8	2-1

NFC South

Team	W	L	T	Pct.	PF	PA	Home	Road	Div	NFC	AFC
T.B.	6	6	0	.500	217	219	4-3	2-3	3-1	6-2	0-4
Atl.	5	8	0	.288	288	312	4-3	1-5	1-3	4-5	1-3
Car.	4	8	0	.333	230	266	4-3	0-5	3-1	3-5	1-3
N.O.	4	9	0	.308	265	297	3-4	1-5	1-3	3-6	1-3

NFC West

Team	W	L	T	Pct.	PF	PA	Home	Road	Div	NFC	AFC
S.F.	8	4	0	.667	282	190	5-1	3-3	4-0	6-2	2-2
Sea.	7	5	0	.583	318	304	3-2	4-3	3-1	5-4	2-1
Ari.	4	8	0	.333	264	321	1-6	3-2	1-4	3-6	1-2
LAR	3	9	0	.240	201	280	2-5	1-4	1-4	3-7	0-2

z—Clinched Division and No. 1 Seed (First-Round Bye)

y—Clinched Division

x—Clinched Playoff Berth

TEAM CAPTAINS

WR Keenan Allen, OLB Joey Bosa, RB Austin Ekeler, QB Justin Herbert, S Derwin James Jr., DL Sebastian Joseph-Day, C Corey Linsley and OLB Khalil Mack were named season-long captains prior to Week 1. Select game captains are chosen to represent the team in the coin toss each week. Below is a list of the game captains for each game in 2022:

Date	Opponent	Game Captains
Sept. 11	Las Vegas	Keenan Allen, Derwin James Jr.
Sept. 15	at Kansas City	Derwin James Jr.
Sept. 25	Jacksonville	Derwin James Jr., Khalil Mack
Oct. 2	at Houston	Derwin James Jr., Sebastian Joseph-Day
Oct. 9	at Cleveland	Derwin James Jr., Sebastian Joseph-Day
Oct. 17	Denver	Derwin James Jr., Sebastian Joseph-Day
Oct. 23	Seattle	Derwin James Jr., Sebastian Joseph-Day
Nov. 6	at Atlanta	Derwin James Jr., Sebastian Joseph-Day
Nov. 13	at San Francisco	Derwin James Jr., Sebastian Joseph-Day
Nov. 20	Kansas City	K.Allen, D.James, S.Joseph-Day
Nov. 27	at Arizona	K.Allen, D.James, S.Joseph-Day
Dec. 4	at Las Vegas	K.Allen, D.James, S.Joseph-Day
Dec. 11	Miami	
Dec. 18	Tennessee	
Dec. 26	at Indianapolis	
Jan. 1	L.A. Rams	
Jan. 7/8	at Denver	

TIME SPENT IN THE LEAD

Date	Opponent	Result	Time with Chargers	
			Leading	Trailing
Sept. 11	Las Vegas	W, 24-19	46:08	0:00
Sept. 15	at Kansas City	L, 27-24	36:00	10:29
Sept. 25	Jacksonville	L, 38-10	0:00	44:57
Oct. 2	at Houston	W, 34-24	57:00	0:00
Oct. 9	at Cleveland	W, 30-28	21:51	35:10
Oct. 17	Denver	W, 19-16 (OT)	0:00	31:42
Oct. 23	Seattle	L, 37-23	0:00	52:29
Nov. 6	at Atlanta	W, 20-17	11:48	38:25
Nov. 13	at San Francisco	L, 22-16	48:41	7:54
Nov. 20	Kansas City	L, 30-27	30:16	25:38
Nov. 27	at Arizona	W, 25-24	4:31	37:05
Dec. 4	at Las Vegas	L, 27-20	18:41	29:36
Dec. 11	Miami			
Dec. 18	Tennessee			
Dec. 26	at Indianapolis			
Jan. 1	L.A. Rams			
Jan. 7/8	at Denver			
Season Total			4:34:56	5:13:25
Season Average			22:54	26:07

WEEKLY RANKINGS

2022 WEEKLY NFL RANKINGS

Week	Opp.	Offense			Defense		
		Total	Rush	Pass	Total	Rush	Pass
1	LV	T-16	T-24	8	12	4	21
2	at KC	10	T-28	T-4	13	7	19
3	Jax	11	32	2	19	T-11	20
4	at Hou	7	32	1	20	T-14	17
5	at Cle	5	T-22	2	23	25	20
6	Den	7	25	3	18	23	18
7	Sea	8	26	4	20	26	18
8	BYE	8	27	4	20	27	18
9	at Atl	9	28	3	21	29	14
10	at SF	15	30	5	20	30	14
11	KC	12	30	6	25	30	19
12	at Ari	14	30	6	26	28	18
13	at LV	13	31	6	26	29	19
14	Mia						
15	Ten						
16	at Ind						
17	LAR						
18	at Den						
Chargers in 2021		4	21	T-2	23	30	12
Chargers in 2020		9	18	6	10	18	9
Chargers in 2019		10	28	6	6	18	5
Chargers in 2018		11	15	10	9	9	9
Chargers in 2017		4	24	1	15	31	3
Chargers in 2016		14	26	8	16	10	20
Chargers in 2015		9	31	4	20	27	T-14
Chargers in 2014		18	30	10	9	26	4
Chargers in 2013		5	13	4	23	12	29
Chargers in 2012		31	27	24	9	6	18
Chargers in 2011		6	16	6	16	20	13
Chargers in 2010		1	15	2	1	4	1
Chargers in 2009		10	31	5	16	20	11
Chargers in 2008		11	20	7	25	11	31
Chargers in 2007		20	7	26	14	16	14
Chargers in 2006		4	2	16	10	7	13
Chargers in 2005		10	9	12	13	1	28
Chargers in 2004		10	6	16	18	3	31
Chargers in 2003		14	6	19	27	T-25	21
Chargers in 2002		16	8	22	30	11	32

2022 REGULAR-SEASON RANKINGS

LOS ANGELES CHARGERS (Team)

Category	NFL	AFC
Turnover Margin (+4)	T-5	2
Points Scored (22.7)	14	8
Points Allowed (25.8)	30	16
Total Offense (351.2)	13	8
Rushing (84.7)	31	16
Passing (266.5)	6	5
Total Defense (371.7)	26	14
vs. Rush (151.6)	29	14
vs. Pass (220.1)	19	15
Third-Down Offense (42.0%)	11	5
Third-Down Defense (43.8%)	25	14
Red-Zone Offense (50.0%)	T-24	9
Red-Zone Defense (52.5%)	8	4

LOS ANGELES CHARGERS (Individual)

Category	NFL	AFC
Passing		
Rating: Justin Herbert (92.3)	14	7
Yards: Justin Herbert (3,339)	4	4
Touchdowns: Justin Herbert (20)	T-7	T-5
Rushing		
Attempts: Austin Ekeler (138)	T-24	10
Yards: Austin Ekeler (554)	27	12
Touchdowns: Austin Ekeler (7)	T-12	4
Receiving		
Receptions: Austin Ekeler (85)	4	3
Yards: Joshua Palmer (612)	33	18
Touchdowns: Austin Ekeler (5)	T-17	T-9
Defense		
Total Tackles: Derwin James Jr. (106)	T-9	T-5
Solo Tackles: Drue Tranquill (69)	T-7	4
INTs: Bryce Callahan (3)	T-10	T-4
Sacks: Khalil Mack (7.0)	T-22	T-12

GAME-BY-GAME STARTERS

OFFENSIVE STARTERS

		WR	WR	TE	LT	LG	C	RG	RT	QB	RB	FB	3WR	2TE
Sept. 11	LV	K.Allen	M.Williams	G.Everett	R.Slater	M.Feiler	C.Linsley	Z.Johnson	T.Pipkins III	J.Herbert	A.Ekeler	—	J.Palmer	—
Sept. 15	at KC	D.Carter	M.Williams	G.Everett	R.Slater	M.Feiler	C.Linsley	Z.Johnson	T.Pipkins III	J.Herbert	A.Ekeler	—	J.Palmer	—
Sept. 25	Jax	D.Carter	M.Williams	G.Everett	R.Slater	M.Feiler	W.Clapp	Z.Johnson	T.Pipkins III	J.Herbert	A.Ekeler	—	J.Palmer	—
Oct. 2	at Hou	J.Palmer	M.Williams	G.Everett	J.Salyer	M.Feiler	C.Linsley	Z.Johnson	T.Pipkins III	J.Herbert	A.Ekeler	—	—	T.McKitty
Oct. 9	at Cle	D.Carter	M.Williams	G.Everett	J.Salyer	M.Feiler	C.Linsley	Z.Johnson	T.Pipkins III	J.Herbert	A.Ekeler	—	J.Palmer	—
Oct. 17	Den	J.Palmer	M.Williams	T.McKitty	J.Salyer	M.Feiler	W.Clapp	Z.Johnson	T.Pipkins III	J.Herbert	A.Ekeler	Z.Horvath	—	—
Oct. 23	Sea	K.Allen	M.Williams	G.Everett	J.Salyer	M.Feiler	C.Linsley	Z.Johnson	T.Pipkins III	J.Herbert	A.Ekeler	—	D.Carter	—
Nov. 6	at Atl	J.Palmer	D.Carter	G.Everett	J.Salyer	M.Feiler	C.Linsley	Z.Johnson	T.Pipkins III	J.Herbert	A.Ekeler	—	M.Bandy	—
Nov. 13	at SF	J.Palmer	D.Carter	G.Everett	J.Salyer	M.Feiler	C.Linsley	Z.Johnson	F.Sarell	J.Herbert	A.Ekeler	—	M.Bandy	—
Nov. 20	KC	K.Allen	M.Williams	R.Rodgers	J.Salyer	M.Feiler	C.Linsley	Z.Johnson	T.Pipkins III	J.Herbert	A.Ekeler	Z.Horvath	—	—
Nov. 27	at Ari	K.Allen	D.Carter	T.McKitty	J.Salyer	M.Feiler	C.Linsley	Z.Johnson	T.Pipkins III	J.Herbert	A.Ekeler	—	J.Palmer	—
Nov. 27	at Ari	K.Allen	J.Palmer	G.Everett	J.Salyer	M.Feiler	W.Clapp	Z.Johnson	F.Sarell	J.Herbert	A.Ekeler	—	—	S.Smartt
Dec. 11	Mia													
Dec. 18	Ten													
Dec. 26	at Ind													
Jan. 1	LAR													
Jan. 7/8	at Den													

DEFENSIVE STARTERS

		OLB	DL	DL	OLB	LB	LB	CB	CB	S	S	3CB	3S
Sept. 11	LV	K.Mack	A.Johnson	S.Joseph-Day	J.Bosa	K.Murray Jr.	D.Tranquill	M.Davis	A.Samuel Jr.	D.James Jr.	N.Adderley	B.Callahan	—
Sept. 15	at KC	K.Mack	A.Johnson	S.Joseph-Day	J.Bosa	K.Murray Jr.	D.Tranquill	J.Jackson	A.Samuel Jr.	D.James Jr.	N.Adderley	B.Callahan	—
Sept. 25	Jax	K.Mack	A.Johnson	S.Joseph-Day	M.Fox (DL)	K.Murray Jr.	K.Van Noy	M.Davis	A.Samuel Jr.	D.James Jr.	N.Adderley	B.Callahan	—
Oct. 2	at Hou	K.Mack	A.Johnson	S.Joseph-Day	K.Van Noy	K.Murray Jr.	D.Tranquill	J.Jackson	A.Samuel Jr.	D.James Jr.	N.Adderley	B.Callahan	—
Oct. 9	at Cle	K.Mack	A.Johnson	S.Joseph-Day	M.Fox (DL)	K.Murray Jr.	D.Tranquill	J.Jackson	A.Samuel Jr.	D.James Jr.	A.Gilman	K.Van Noy (OLB)	—
Oct. 17	Den	K.Mack	A.Johnson	S.Joseph-Day	M.Fox (DL)	K.Murray Jr.	D.Tranquill	J.Jackson	A.Samuel Jr.	D.James Jr.	N.Adderley	K.Van Noy (OLB)	—
Oct. 23	Sea	K.Mack	A.Johnson	S.Joseph-Day	K.Van Noy	K.Murray Jr.	D.Tranquill	J.Jackson	A.Samuel Jr.	D.James Jr.	N.Adderley	B.Callahan	—
Nov. 6	at Atl	K.Mack	A.Johnson	S.Joseph-Day	K.Van Noy	M.Fox (DL)	D.Tranquill	M.Davis	A.Samuel Jr.	D.James Jr.	N.Adderley	B.Callahan	—
Nov. 13	at SF	K.Mack	O.Ogbonnia	S.Joseph-Day	K.Van Noy	K.Murray Jr.	D.Tranquill	M.Davis	A.Samuel Jr.	D.James Jr.	N.Adderley	—	J.Woods
Nov. 20	KC	K.Mack	M.Fox	S.Joseph-Day	K.Van Noy	K.Murray Jr.	D.Tranquill	M.Davis	A.Samuel Jr.	D.James Jr.	N.Adderley	B.Callahan	—
Nov. 27	at Ari	K.Mack	M.Fox	S.Joseph-Day	K.Van Noy	K.Murray Jr.	D.Tranquill	M.Davis	A.Samuel Jr.	D.James Jr.	N.Adderley	B.Callahan	—
Dec. 4	at LV												
Dec. 11	Mia												
Dec. 18	Ten												
Dec. 26	at Ind												
Jan. 1	LAR												
Jan. 7/8	at Den												

WEEKLY INACTIVES

Sept. 11	Las Vegas:	Easton Stick, J.C. Jackson, Isaiah Spiller, Kemon Hall, Brendan Jaimes, Donald Parham Jr., Breiden Fehoko
Sept. 15	at Kansas City:	Easton Stick, Keenan Allen, JT Woods, Isaiah Spiller, Brendan Jaimes, Donald Parham Jr., Christian Covington
Sept. 25	Jacksonville:	Keenan Allen, J.C. Jackson, Isaiah Spiller, Corey Linsley, Donald Parham Jr., Christian Covington
Oct. 2	at Houston:	Easton Stick, Keenan Allen, JT Woods, Isaiah Spiller, Donald Parham Jr., Otito Ogbornia
Oct. 9	at Cleveland:	Easton Stick, Dustin Hopkins, Keenan Allen, JT Woods, Isaiah Spiller, Richard Rodgers, Otito Ogbornia
Oct. 17	Denver:	Easton Stick, Keenan Allen, JT Woods, Isaiah Spiller, Corey Linsley, Richard Rodgers, Christian Covington
Oct. 23	Seattle:	Easton Stick, Joshua Palmer, Dustin Hopkins, JT Woods, Donald Parham Jr., Christian Covington
Nov. 6	at Atlanta:	Easton Stick, Dustin Hopkins, Keenan Allen, Kemon Hall, Mike Williams, Chris Rumph II, Jerry Tillery
Nov. 13	at San Francisco:	Easton Stick, Dustin Hopkins, Keenan Allen, Trey Pipkins III, Mike Williams, Keelan Doss, Chris Rumph II
Nov. 20	Kansas City:	Easton Stick, Dustin Hopkins, Gerald Everett, Jason Moore Jr., Larry Rountree III, Jeremiah Attaochu, Brenden Jaimes.
Nov. 27	at Arizona:	Easton Stick, Jason Moore Jr., Sony Michel, Nasir Adderley, Storm Norton, Mike Williams.
Dec. 4	at Las Vegas:	Easton Stick, Jason Moore Jr., Sony Michel, Corey Linsley, Trey Pipkins III, Mike Williams.
Dec. 11	Miami:	
Dec. 18	Tennessee:	
Dec. 26	at Indianapolis:	
Jan. 1	L.A. Rams:	
Jan. 7/8	at Denver:	

SEASON TOTALS

Name	(80) No.			
Easton Stick	11	Jason Moore Jr.	3	Storm Norton
Keenan Allen	8	Kemon Hall	2	Joshua Palmer
Isaiah Spiller	6	J.C. Jackson	2	Larry Rountree III
Dustin Hopkins	5	Sony Michel	2	Jerry Tillery
Donald Parham Jr.	5	Otito Ogbornia	2	
JT Woods	5	Trey Pipkins III	2	
Christian Covington	4	Richard Rodgers	2	
Mike Williams	4	Chris Rumph II	2	
Brendan Jaimes	3	Nasir Adderley	1	
Corey Linsley	3	Jeremiah Attaochu	1	
		Keelan Doss	1	
		Gerald Everett	1	
		Breiden Fehoko	1	

CHARGERS AND OPPONENT WEEKLY LEADERS

REGULAR-SEASON WEEKLY LEADERS, LOS ANGELES CHARGERS

		Scoring	Pass Yds.	Carries	Rush Yds.	Catches	Rec. Yds.	Tackles (Solo)	Sacks	
Sept. 11	Las Vegas:	Four Tied	6	Herbert 279	Ekeler 14	Ekeler 36	Two Tied 4	Allen 66	James Jr. 6 (6)	Mack 3.0
Sept. 15	at Kansas City:	Three Tied	6	Herbert 343	Ekeler 14	Ekeler 39	Williams 8	Williams 113	James Jr. 9 (3)	Two Tied 0.5
Sept. 25	Jacksonville:	Williams	6	Herbert 297	Michel 5	Michel 22	Ekeler 8	Palmer 99	Tranquill 11 (9)	None —
Oct. 2	at Houston:	Ekeler	18	Herbert 340	Ekeler 13	Ekeler 60	Williams 7	Williams 120	Tranquill 11 (6)	Four Tied 1.0
Oct. 9	at Cleveland:	Ekeler	12	Herbert 228	Ekeler 16	Ekeler 173	Williams 10	Williams 134	James Jr. 14 (10)	None —
Oct. 17	Denver:	Hopkins	13	Herbert 238	Ekeler 14	Ekeler 36	Ekeler 10	Palmer 57	James Jr. 10 (6)	Tranquill 2.0
Oct. 23	Seattle:	Ekeler	12	Herbert 293	Ekeler 9	Ekeler 31	Ekeler 12	Ekeler 96	James Jr. 8 (4)	Two Tied 1.0
Nov. 6	at Atlanta:	Ekeler	12	Herbert 245	Ekeler 14	Ekeler 47	Palmer 8	Palmer 106	Tranquill 10 (8)	Two Tied 1.0
Nov. 13	at San Francisco:	Dicker	9	Herbert 196	Ekeler 6	Ekeler 24	Ekeler 7	Carter 64	Tranquill 15 (7)	Mack 1.0
Nov. 20	Kansas City:	Palmer	12	Herbert 280	Ekeler 19	Ekeler 83	Palmer 8	Palmer 106	Tranquill 7 (6)	James Jr. 1.0
Nov. 27	at Arizona:	Three Tied	6	Herbert 274	Ekeler 5	Herbert 38	Ekeler 11	Carter 73	Gilman 10 (5)	Davis 1.0
Dec. 4	at Las Vegas:	Dicker	8	Herbert 335	Ekeler 10	Ekeler 35	Palmer 7	Allen 88	Callahan 6 (4)	None —
Dec. 11	Miami:									
Dec. 18	Tennessee:									
Dec. 26	at Indianapolis:									
Jan. 1	L.A. Rams:									
Jan. 7/8	at Denver:									

REGULAR-SEASON WEEKLY LEADERS, OPPONENT

		Scoring	Pass Yds.	Carries	Rush Yds.	Catches	Rec. Yds.	Tackles (Solo)	Sacks	
Sept. 11	Las Vegas:	Carlson	7	Carr 295	Jacobs 10	Jacobs 57	Adams 10	Adams 141	Abram 12 (9)	None —
Sept. 15	at Kansas City:	Ammendola	8	Mahomes 235	Edwards-Helaire 8	Edwards-Helaire 74	Kelce 5	Kelce 51	Gay 11 (5)	Jones 2.0
Sept. 25	Jacksonville:	Patterson	12	Lawrence 262	Robinson 17	Robinson 100	Z.Jones 10	Z.Jones 85	Oluokun 8 (7)	Smoot 1.0
Oct. 2	at Houston:	Four Tied	6	Mills 246	Pierce 14	Pierce 131	Cooks 7	Collins 82	Two Tied 7 (6)	Two Tied 0.5
Oct. 9	at Cleveland:	Chubb	12	Brissett 230	Chubb 17	Chubb 134	Cooper 7	Njoku 88	Ward 10 (9)	Phillips 1.0
Oct. 17	Denver:	McManus	10	Wilson 188	Murray 15	Murray 66	Jeudy 3	Jeudy 54	Singleton 21 (19)	Two Tied 1.0
Oct. 23	Seattle:	Walker	12	Smith 210	Walker 23	Walker 168	Lockett 7	Goodwin 67	Brooks 8 (7)	Three Tied 3.0
Nov. 6	at Atlanta:	Patterson	12	Mariota 129	Patterson 13	Allgeier 99	London 3	Pitts 27	Grant 12 (6)	None —
Nov. 13	at San Francisco:	Gould	9	Garoppolo 240	Mitchell 18	Mitchell 89	Aiyuk 6	Aiyuk 84	Greenlaw 7 (6)	Three Tied 1.0
Nov. 20	Kansas City:	Kelce	18	Mahomes 329	Pacheco 15	Pacheco 107	Kelce 6	Kelce 115	Bolton 14 (10)	Jones/Danna 2.0
Nov. 27	at Arizona:	Three Tied	6	Murray 191	Conner 25	Conner 120	Brown 6	Hopkins 87	Simmons 8 (8)	Four Tied 1.0
Dec. 4	at Las Vegas:	Adams	12	Carr 250	Jacobs 26	Jacobs 144	Adams 8	Adams 177	Hobbs 8 (8)	Jones 3.0
Dec. 11	Miami:									
Dec. 18	Tennessee:									
Dec. 26	at Indianapolis:									
Jan. 1	L.A. Rams:									
Jan. 7/8	at Denver:									

REGULAR SEASON SINGLE-GAME HIGHS

INDIVIDUAL

Passing

Longest Scoring Pass — 50, J.Herbert to J.Palmer, Nov. 20 vs. K.C.

Longest Non-Scoring Pass — 54, J.Herbert to J.Guyton,
Sept. 25 vs. Jax.

Most Passing Attempts — 57, J. Herbert, Oct. 17 vs. Den.

Most Completions — 36, J.Herbert, Oct. 17 vs. Den.

Most Passing Yards — 340, J.Herbert, Oct. 2 at Hou.

Most Passing Touchdowns — 3, Last: J.Herbert, Nov. 27 at Ari,

Highest Completion Percentage (min. 20 att.) — 76.6, J.Herbert,
Nov. 20 vs. K.C.

Highest Passer Rating (min. 20 att.) — 129.4, J.Herbert,
Sept. 11 vs. L.V.

Rushing

Longest Scoring Run — 20, A.Ekeler, Oct. 2 at Hou.

Longest Non-Scoring Run — 71, A.Ekeler, Oct. 9 at Cle.

Most Rushing Attempts — 16, A.Ekeler, Oct. 9 at Cle.

Most Rushing Yards — 173, A.Ekeler, Oct. 9 at Cle.

Most Rushing Touchdowns — 2, Last: A.Ekeler, Nov. 6 at Atl.

Receiving

Most Receptions — 10, M.Williams, Oct. 9 at Cle.

Most Receiving Yards — 134, M.Williams, Oct. 9 at Cle.

Most Receiving Touchdowns — 2, J.Palmer, Nov. 20 vs. K.C.

Total Offense

Most Total Yards from Scrimmage — 199, A.Ekeler, Oct. 9 at Cle.

Most Touchdowns — 3, A.Ekeler, Oct. 2 at Hou.

Special Teams

Longest Punt — 54, J.Scott, Oct. 17 vs. Den.

Longest Field Goal — 43, D.Hopkins, Sept. 11 vs. L.V.

Most Attempted Field Goals — 4, D.Hopkins, Oct. 17 vs. Den.

Most Made Field Goals — 4, D.Hopkins, Oct. 17 vs. Den.

Returns

Longest Kickoff Return — 33, D.Carter, Nov. 20 vs. K.C.

Longest Punt Return — 23, D.Carter, Dec. 4 at L.V.

Longest Interception Return — 30, N.Adderley, Oct. 2 at Hou.

Longest Fumble Return — 44, K.Mack, Nov. 6 at Atl.

Defense

Most Interceptions — 1, Last: B.Callahan, Dec. 4 at L.V.

Most Tackles — 15, D.Tranquill, Nov. 13 at S.F.

Most Solo Tackles — 10, D.James Jr., Oct. 9 at Cle.

Most Sacks — 3.0, K.Mack, Sept. 11 vs. L.V.

Most Passes Defensed — 3, M.Davis, Dec. 4 at L.V.

TEAM

Most, Offense

First Downs — 26, Oct. 9 at Cleveland

Rushing Attempts — 34, Oct. 9 at Cleveland

Rushing Yards — 238, Oct. 9 at Cleveland

Rushing Touchdowns — 2, Last: Nov. 6 at Atlanta

Passing Attempts — 54, Oct. 17 vs. Denver

Completions — 37, Sept. 15 at Kansas City

Net Passing Yards — 338, Oct. 2 at Houston

Touchdowns Thrown — 3, Last: Sept. 15 at Kansas City

Offensive Plays — 74, Sept. 15 at Kansas City

Total Offense — 465, Oct. 9 at Cleveland

Time of Possession — 38:49, Oct. 17 vs. Denver

Most, Turnovers

Turnovers — 2, Last: Nov. 6 at Atlanta

Interceptions Thrown — 2, Sept. 15 at Kansas City

Fumbles — 3, Dec. 4 at Las Vegas

Fumbles Lost — 1, Last: Dec. 4 at Las Vegas

Longest Scoring Drives

Plays — 15, Oct. 17 vs. Denver

Yards — 99, Oct. 9 at Cleveland

Time — 8:35, Nov. 6 at Atlanta

Shortest Scoring Drives

Plays — 2, Sept. 11 vs. Las Vegas

Yards — 7, Oct. 17 vs. Denver

Time — 0:10, Sept. 11 vs. Las Vegas

Fewest, Defense

First Downs Allowed — 13, Oct. 17 vs. Denver

Rushing Attempts Allowed — 13, Sept. 11 vs. Las Vegas

Rushing Yards Allowed — 64, Sept. 11 vs. Las Vegas

Passing Attempts Allowed — 23, Nov. 6 at Atlanta

Completions Allowed — 12, Nov. 6 at Atlanta

Net Passing Yards Allowed — 114, Nov. 6 at Atlanta

Total Plays Allowed — 53, Oct. 2 at Houston

Total Yards Allowed — 258, Oct. 17 vs. Denver

Most, Defense

Takeaways — 3, Sept. 11 vs. Las Vegas

Interceptions — 3, Sept. 11 vs. Las Vegas

Fumbles Forced — 3, Last: Oct. 17 vs. Denver

Fumbles Recovered — 2, Nov. 6 at Atlanta

Passes Defensed — 6, Last: Dec. 4 at L.V.

Sacks — 6.0, Sept. 11 vs. Las Vegas

GAME-BY-GAME PASSES DEFENSED

Sept. 11	Las Vegas:	Bryce Callahan (2), Asante Samuel Jr. (2), Austin Johnson (1), Drue Tranquill (1).
Sept. 15 at	Kansas City:	Kyle Van Noy (2), Asante Samuel Jr. (1).
Sept. 25	Jacksonville:	Drue Tranquill (1), Derwin James Jr. (1), Asante Samuel Jr. (1), Chris Rumph II (1).
Oct. 2 at	Houston:	Bryce Callahan (2), Derwin James Jr. (2), Nasir Adderley (1).
Oct. 9 at	Cleveland:	Alohi Gilman (1), Justin Jackson (1).
Oct. 17	Denver:	Michael Davis (1), Khalil Mack (1), Asante Samuel Jr. (1).
Oct. 23	Seattle:	Asante Samuel Jr. (2), Bryce Callahan (1), J.C. Jackson (1), Kenneth Murray Jr. (1).
Nov. 6 at	Atlanta:	Michael Davis (1).
Nov. 13 at	San Francisco:	None.
Nov. 20	Kansas City:	Troy Reeder (1).
Nov. 27 at	Arizona:	Michael Davis (2), Alohi Gilman (1), Derwin James Jr. (1), Kenneth Murray Jr. (1).
Dec. 4 at	Las Vegas:	Michael Davis (3), Nasir Adderley (1), Bryce Callahan (1), Asante Samuel Jr. (1).
Dec. 11	Miami:	
Dec. 18	Tennessee:	
Dec. 26 at	Indianapolis:	
Jan. 1	L.A. Rams:	
Jan. 7/8 at	Denver:	

SEASON TOTALS	(39)	Austin Johnson	1
Name	No.	Khalil Mack	1
Asante Samuel Jr.	8	Troy Reeder	1
Michael Davis	7	Chris Rumph II	1
Bryce Callahan	6		
Derwin James Jr.	4		
Nasir Adderley	2		
J.C. Jackson	2		
Kenneth Murray Jr.	2		
Drue Tranquill	2		
Kyle Van Noy	2		
Alohi Gilman	1		

GAME-BY-GAME SACKS

Sept. 11	Las Vegas:	Khalil Mack (3.0), Joey Bosa (1.5), Derwin James Jr. (1.0), Morgan Fox (0.5).
Sept. 15 at	Kansas City:	Khalil Mack (0.5), Drue Tranquill (0.5).
Sept. 25	Jacksonville:	None.
Oct. 2 at	Houston:	Khalil Mack (1.0), Sebastian Joseph-Day (1.0), Morgan Fox (1.0), Jerry Tillery (1.0),
Oct. 9 at	Cleveland:	None.
Oct. 17	Denver:	Drue Tranquill (2.0), Derwin James Jr. (1.0), Khalil Mack (1.0).
Oct. 23	Seattle:	Morgan Fox (1.0), Austin Johnson (1.0)
Nov. 6 at	Atlanta:	Derwin James Jr. (1.0), Drue Tranquill (1.0).
Nov. 13 at	San Francisco:	Khalil Mack (1.0).
Nov. 20	Kansas City:	Derwin James Jr. (1.0).
Nov. 27 at	Arizona:	Michael Davis (1.0).
Dec. 4 at	Las Vegas:	None.
Dec. 11	Miami:	
Dec. 18	Tennessee:	
Dec. 26 at	Indianapolis:	
Jan. 1	L.A. Rams:	
Jan. 7/8 at	Denver:	

SEASON TOTALS	(22.0)
Name	No.
Khalil Mack	7.0
Derwin James Jr.	4.0
Drue Tranquill	3.0
Morgan Fox	2.5
Joey Bosa	1.5
Michael Davis	1.0
Jerry Tillery	1.0
Austin Johnson	1.0
Sebastian Joseph-Day	1.0

SINGLE-GAME CAREER HIGHS

24 | S NASIR ADDERLEY

DEFENSIVE

Category	No.	Opp.	Date
Total Tackles	10	at L.V.	Jan. 9, 2022
Solo Tackles	8*	vs. Dal.	Sept. 19, 2021
Tackles for Loss	1*	vs. Sea.	Oct. 23, 2022
Sacks	0.5	at Cin.	Dec. 5, 2021
INTs	1*	at Hou.	Oct. 2, 2022
Passes Defensed	1*	at Hou.	Oct. 2, 2022
Fumbles Forced	1*	vs. L.V.	Sept. 11, 2022
Fumbles Recovered	1	at Buf.	Nov. 29, 2020

13 | WR KEENAN ALLEN

RECEIVING

Category	No.	Opp.	Date
Receptions	16	vs. NYJ	Nov. 22, 2020
Receiving Yards	183	vs. Hou.	Sept. 22, 2019
Receiving TDs	2*	at Cin.	Dec. 5, 2021
Receiving Long	54	at Sea.	Nov. 4, 2018

RUSHING

Category	No.	Opp.	Date
Rushing Attempts	4	at Cle.	Oct. 14, 2018
Rushing Yards	41	at Cle.	Oct. 14, 2018
Rushing Long	28	at Sea.	Nov. 4, 2018

SCRIMMAGE

Category	No.	Opp.	Date
Touches	16	vs. NYJ	Nov. 22, 2020
Scrimmage Yards	186	vs. Hou.	Sept. 22, 2019
Scrimmage TDs	2*	vs. Hou.	Sept. 22, 2019

83 | WR MICHAL BANDY

RECEIVING

Category	No.	Opp.	Date
Receptions	5	at Atl.	Nov. 6, 2022
Receiving Yards	49	at Hou.	Oct. 2, 2022
Receiving Long	25	at Hou.	Oct. 2, 2022

97 | OLB JOEY BOSA

DEFENSIVE

Category	No.	Opp.	Date
Total Tackles	8*	at Buf.	Nov. 29, 2020
Solo Tackles	7*	at Buf.	Nov. 29, 2020
Tackles for Loss	6	at Buf.	Nov. 29, 2020
Sacks	3.0	at Buf.	Nov. 29, 2020
Passes Defensed	1*	at Buf.	Nov. 29, 2020
Forced Fumbles	1*	vs. L.V.	Sept. 11, 2022
Fumbles Recovered	1	at Buf.	Nov. 29, 2020

23 | CB BRYCE CALLAHAN

DEFENSIVE

Category	No.	Opp.	Date
Total Tackles	8*	at G.B.	Sept. 14, 2020
Solo Tackles	8	vs. Ten.	Sept. 9, 2018
Tackles for Loss	1*	vs. Den.	Oct. 17, 2022
Sacks	1.0*	vs. L.V.	Oct. 17, 2021
INTs	1*	at L.V.	Dec. 4, 2022
INT TDs	1	at L.V.	Dec. 4, 2022
Passes Defensed	3	vs. NYJ	Oct. 28, 2018
Forced Fumbles	1	vs. Pit.	Sept. 24, 2017
Fumble Recoveries	1	vs. K.C.	Oct. 25, 2020

1 | WR DEANDRE CARTER

RECEIVING

Category	No.	Opp.	Date
Receptions	7	at Ari.	Nov. 27, 2022
Receiving Yards	73	at Ari.	Nov. 27, 2022
Receiving TDs	1*	at Ari.	Nov. 27, 2022
Receiving Long	50	at NYJ	Dec. 15, 2019

RUSHING

Category	No.	Opp.	Date
Rushing Attempts	1*	at Car.	Nov. 21, 2021
Rushing Yards	27	at G.B.	Oct. 24, 2021
Rushing Long	27	at G.B.	Oct. 24, 2021

SCRIMMAGE

Category	No.	Opp.	Date
Receptions	7	at Ari.	Nov. 27, 2022
Scrimmage Yards	73*	at Ari.	Nov. 27, 2022
Receiving TDs	1*	vs. L.V.	Sept. 11, 2022

KICK RETURN

Category	No.	Opp.	Date
Returns	5	at Phi.	Dec. 23, 2018
Return Yards	152	at Atl.	Oct. 3, 2021
Return TDs	1	at Atl.	Oct. 3, 2021
Longest Return	101t	at Atl.	Oct. 3, 2021

PUNT RETURN

Category	No.	Opp.	Date
Returns	6	vs. Jax.	Dec. 30, 2018
Return Yards	56	vs. Jax.	Dec. 30, 2018
Longest Return	42	at Ten.	Sept. 30, 2018

*Most Recent

SINGLE-GAME CAREER HIGHS

4 | QB CHASE DANIEL

PASSING

Category	No.	Opp.	Date
Completions	27	at Det.	Nov. 22, 2018
Attempts	39	at NYG	Dec. 2, 2018
Comp. Pct.**	73.3	vs. Min.	Nov. 29, 2019
Yards	285	at NYG	Dec. 2, 2018
TDs	2	at Det.	Nov. 22, 2018
Longest Comp.	48	at S.D.	Dec. 29, 2013
Passer Rating**	106.8	at Det.	Nov. 22, 2018

**Min. 20 Att.

RUSHING

Category	No.	Opp.	Date
Rushing Attempts	7	at S.D.	Dec. 29, 2013
Rushing Yards	59	at S.D.	Dec. 29, 2013
Rushing Long	29	at S.D.	Dec. 29, 2013

43 | CB MICHAEL DAVIS

DEFENSIVE

Category	No.	Opp.	Date
Total Tackles	10	vs. Jax.	Sept. 25, 2022
Solo Tackles	8	vs. Jax.	Sept. 25, 2022
INTs	1*	vs. Atl.	Dec. 13, 2020
Passes Defensed	4	vs. NYG	Dec. 12, 2021
Fumbles Recovered	2	at K.C.	Sept. 26, 2021
Sacks	1.0	at Ari.	Nov. 27, 2022

90 | DL TYLER DAVISON

DEFENSIVE

Category	No.	Opp.	Date
Total Tackles	7*	vs. Car.	Oct. 31, 2021
Solo Tackles	6	vs. Car.	Oct. 31, 2021
Tackles for Loss	2	at LAC	Dec. 13, 2020
Sacks	1.0*	vs. Sea.	Oct. 27, 2019
Forced Fumbles	1*	at NYG	Sept. 30, 2018

30 | RB AUSTIN EKELER

RUSHING

Category	No.	Opp.	Date
Rushing Attempts	19	at Cin.	Sept. 13, 2020
Rushing Yards	173	at Cle.	Oct. 9, 2022
Rushing TDs	2*	at Hou.	Oct. 2, 2022
Rushing Long	71	at Cle.	Oct. 9, 2022

RECEIVING

Category	No.	Opp.	Date
Receptions	15	vs. Den.	Sept. 6, 2019
Receiving Yards	118	at Ten.	Oct. 20, 2019
Receiving TDs	2*	vs. Pit.	Nov. 21, 2021
Receiving Long	84	at Jax.	Dec. 8, 2019

SCRIMMAGE

Category	No.	Opp.	Date
Touches	25	at Buf.	Nov. 29, 2020
Scrimmage Yards	213	at Jax.	Dec. 8, 2019
Scrimmage TDs	4	vs. Pit.	Nov. 21, 2021

7 | TE GERALD EVERETT

RECEIVING

Category	No.	Opp.	Date
Receptions	6*	at G.B.	Nov. 10, 2019
Receiving Yards	136	vs. Was.	Sept. 17, 2017
Receiving TDs	2	vs. K.C.	Nov. 19, 2018
Receiving Long	69	vs. Was.	Sept. 17, 2017

56 | DL MORGAN FOX

DEFENSIVE

Category	No.	Opp.	Date
Total Tackles	4*	at N.O.	Jan. 2, 2022
Solo Tackles	4*	vs. Was.	Nov. 21, 2021
Sacks	1.0*	vs. Sea.	Oct. 23, 2022
Tackles for Loss	2	vs. Ari.	Jan. 3, 2021
Passes Defensed	1*	at T.B.	Nov. 23, 2020
Forced Fumbles	1*	vs. Was.	Nov. 21, 2021
Fumbles Recovered	1*	at Ari.	Nov. 14, 2021

32 | S ALOHI GILMAN

DEFENSIVE

Category	No.	Opp.	Date
Total Tackles	10	at Ari.	Nov. 27, 2022
Solo Tackles	6	at K.C.	Sept. 26, 2021
INTs	1*	at Cle.	Oct. 9, 2022
Passes Defensed	1*	at Cle.	Oct. 9, 2022
Fumbles Recovered	1	vs. K.C.	Nov. 20, 2022

10 | QB JUSTIN HERBERT

PASSING

Category	No.	Opp.	Date
Completions	37	vs. Den.	Oct. 17, 2022
Attempts	64	at L.V.	Jan. 9, 2022
Comp. Pct.**	84.1	at Phi.	Nov. 7, 2021
Yards	398	vs. Cle.	Oct. 10, 2021
TDs	4*	vs. Cle.	Sept. 26, 2021
Longest Comp.	72t	at T.B.	Oct. 4, 2020
Passer Rating**	137.9	at T.B.	Oct. 4, 2020

**Min. 20 Att.

RUSHING

Category	No.	Opp.	Date
Rushing Attempts	9	vs. Pit.	Nov. 21, 2021
Rushing Yards	90	vs. Pit.	Nov. 21, 2021
Rushing TDs	1*	vs. K.C.	Dec. 16, 2021
Rushing Long	36	vs. Pit.	Nov. 21, 2021

6 | K DUSTIN HOPKINS

KICKING

Category	No.	Opp.	Date
Most FG Made	5	at NYG	Sept. 25, 2016
Longest FG Made	56	vs. Car.	Oct. 14, 2018
Most XP Made	5*	at Dal.	Nov. 26, 2020
Points Scored	17	vs. N.O.	Nov. 15, 2015

*Most Recent

SINGLE-GAME CAREER HIGHS

3 | S DERWIN JAMES JR.

DEFENSIVE

Category	No.	Opp.	Date
Total Tackles	17	vs. Cle.	Oct. 10, 2021
Solo Tackles	10	at Cle.	Oct. 9, 2022
Tackles for Loss	2*	at Den.	Nov. 28, 2021
Sacks	1.0*	vs. Den.	Oct. 17, 2022
INTs	1*	at Ari.	Nov. 27, 2022
Passes Defensed	3	at Pit.	Dec. 2, 2018
Forced Fumbles	1*	at Ari.	Nov. 27, 2022

98 | DL AUSTIN JOHNSON

DEFENSIVE

Category	No.	Opp.	Date
Total Tackles	6*	at LAC	Dec. 12, 2021
Solo Tackles	4	at Chi.	Jan. 2, 2022
Tackles for Loss	2*	vs. Sea.	Oct. 23, 2022
Sacks	1.0*	vs. Sea.	Oct. 23, 2022
Fumble Recoveries	1	vs. Dal.	Dec. 19, 2021

69 | DL SEBASTIAN JOSEPH-DAY

DEFENSIVE

Category	No.	Opp.	Date
Total Tackles	9	at Ind.	Sept. 19, 2021
Solo Tackles	7	vs. Ari.	Oct. 3, 2021
Sacks	1.0*	at Hou.	Oct. 2, 2022
Tackles for Loss	2*	at S.F.	Nov. 13, 2022
Passes Defensed	1*	vs. N.E.	Dec. 10, 2020
Forced Fumbles	1*	vs. K.C.	Nov. 20, 2022

25 | RB JOSHUA KELLEY

RUSHING

Category	No.	Opp.	Date
Rushing Attempts	23	vs. K.C.	Sept. 20, 2020
Rushing Yards	64	vs. K.C.	Sept. 20, 2020
Rushing TDs	1*	at Cle.	Oct. 9, 2022
Rushing Long	26	at Cin.	Sept. 13, 2020

RECEIVING

Category	No.	Opp.	Date
Receptions	5*	vs. L.V.	Nov. 8, 2020
Receiving Yards	49	vs. K.C.	Sept. 20, 2020
Receiving Long	35	vs. K.C.	Sept. 20, 2020

SCRIMMAGE

Category	No.	Opp.	Date
Touches	25	vs. K.C.	Sept. 20, 2020
Scrimmage Yards	113	vs. K.C.	Sept. 20, 2020

KICK RETURN

Category	No.	Opp.	Date
Returns	2	at L.V.	Dec. 17, 2020
Return Yards	39	at L.V.	Dec. 17, 2020
Longest Return	21	at L.V.	Dec. 17, 2020

52 | OLB KHALIL MACK

DEFENSIVE

Category	No.	Opp.	Date
Total Tackles	11	vs. Ari.	Oct. 19, 2014
Solo Tackles	10	vs. Ari.	Oct. 19, 2014
Tackles for Loss	5	at Den.	Dec. 13, 2015
Sacks	5.0	at Den.	Dec. 13, 2015
INTs	1*	vs. Min.	Nov. 16, 2020
Passes Defensed	2	vs. LAC	Oct. 27, 2019
Forced Fumbles	2	at Was.	Sept. 23, 2019
Fumbles Recovered	1*	at Atl.	Nov. 6, 2022

88 | TE TRE' MCKITTY

RECEIVING

Category	No.	Opp.	Date
Receptions	3*	at S.F.	Nov. 13, 2022
Receiving Yards	22	vs. Den.	Jan. 2, 2022
Receiving Long	12	at Hou.	Dec. 26, 2021

20 | RB SONY MICHEL

RUSHING

Category	No.	Opp.	Date
Rushing Attempts	27	at Min.	Dec. 26, 2021
Rushing Yards	133	at NYJ	Nov. 25, 2018
Rushing TDs	3	at NYJ	Oct. 21, 2019
Rushing Long	48	vs. L.V.	Sept. 27, 2020

RECEIVING

Category	No.	Opp.	Date
Receptions	3*	at Bal.	Jan. 2, 2022
Receiving Yards	60	vs. NYJ	Jan. 3, 2021
Receiving TDs	1*	vs. Ten.	Nov. 7, 2021
Receiving Long	31t	vs. NYJ	Jan. 3, 2021

SCRIMMAGE

Category	No.	Opp.	Date
Touches	28	at Min.	Dec. 26, 2021
Scrimmage Yards	145	at NYJ	Nov. 15, 2018
Scrimmage TDs	3	at NYJ	Oct. 21, 2019

9 | LB KENNETH MURRAY JR.

DEFENSIVE

Category	No.	Opp.	Date
Total Tackles	14	vs. N.E.	Dec. 6, 2020
Solo Tackles	12	vs. N.E.	Dec. 6, 2020
Tackles for Loss	2*	at S.F.	Nov. 13, 2022
INTs	1	vs. Sea.	Oct. 23, 2022
Passes Defensed	1*	vs. Sea.	Oct. 23, 2022
Forced Fumbles	1	at L.V.	Dec. 4, 2022

*Most Recent

SINGLE-GAME CAREER HIGHS

31 | LB NICK NIEMANN

DEFENSIVE

Category	No.	Opp.	Date
Total Tackles	4	at Bal.	Oct. 17, 2021
Solo Tackles	2	at Bal.	Oct. 17, 2021
INTs	1	vs. NYG	Dec. 12, 2021

57 | LB AMEN OGBONGMEMIGA

DEFENSIVE

Category	No.	Opp.	Date
Total Tackles	8	at Bal.	Oct. 17, 2021
Solo Tackles	3*	at Hou.	Dec. 26, 2021
Sacks	1.0	vs. Min.	Nov. 14, 2021

5 | WR JOSHUA PALMER

RECEIVING

Category	No.	Opp.	Date
Receptions	9	vs. Den.	Oct. 17, 2022
Receiving Yards	106*	vs. K.C.	Nov. 20, 2022
Receiving TDs	2	vs. K.C.	Nov. 20, 2022
Receiving Long	45	vs. Jax.	Sept. 25, 2022

89 | TE DONALD PARHAM JR.

RECEIVING

Category	No.	Opp.	Date
Receptions	4	vs. Pit.	Nov. 21, 2021
Receiving Yards	47	vs. Den.	Dec. 27, 2020
Receiving TDs	1*	at Phi.	Nov. 7, 2021
Receiving Long	26	vs. Den.	Dec. 27, 2020

42 | LB TROY REEDER

DEFENSIVE

Category	No.	Opp.	Date
Total Tackles	15	vs. S.F.	Nov. 29, 2020
Solo Tackles	12	vs. S.F.	Nov. 29, 2020
Tackles for Loss	2	at Was.	Oct. 11, 2020
Sacks	3.0	at Was.	Oct. 11, 2020
Passes Defensed	1*	vs. K.C.	Nov. 20, 2022
INTs	1*	at Sea.	Oct. 7, 2021
Forced Fumbles	1*	vs. K.C.	Nov. 20, 2022

94 | OLB CHRIS RUMPH II

DEFENSIVE

Category	No.	Opp.	Date
Total Tackles	3*	vs. NYG	Dec. 12, 2021
Solo Tackles	2	at Cin.	Dec. 5, 2021
Tackles for Loss	1	vs. NYG	Dec. 12, 2021
Sacks	1.0	vs. NYG	Dec. 12, 2021

26 | CB ASANTE SAMUEL JR.

DEFENSIVE

Category	No.	Opp.	Date
Total Tackles	7	vs. Pit.	Nov. 21, 2021
Solo Tackles	5*	at Cle.	Oct. 9, 2022
Tackles for Loss	1	at Was.	Sept. 12, 2021
INTs	1*	vs. L.V.	Sept. 11, 2022
Passes Defensed	3	vs. Dal.	Sept. 19, 2021

16 | P JK SCOTT

PUNTING

Category	No.	Opp.	Date
Longest Punt	67	at Sea.	Nov. 15, 2018
Most Punts	9	at Chi.	Sept. 5, 2019
Best Net Avg.	51.7	vs. Det.	Oct. 14, 2019
Most In20	5	at Chi.	Sept. 5, 2019

28 | RB ISAIAH SPILLER

RUSHING

Category	No.	Opp.	Date
Rushing Attempts	7	at Atl.	Nov. 6, 2022
Rushing Yards	29	at Atl.	Nov. 6, 2022
Rushing Long	7	at Atl.	Nov. 6, 2022

2 | QB EASTON STICK

PASSING

Category	No.	Opp.	Date
Completions	1	vs. Jax.	Oct. 25, 2020
Attempts	4	vs. Jax.	Oct. 25, 2020
Yards	4	vs. Jax.	Oct. 25, 2020
Longest Comp.	4	vs. Jax.	Oct. 25, 2020

49 | LB DRUE TRANQUILL

DEFENSIVE

Category	No.	Opp.	Date
Total Tackles	15	at S.F.	Nov. 13, 2022
Solo Tackles	9	vs. Jax.	Sept. 25, 2022
Tackles for Loss	3	at Den.	Dec. 1, 2019
Sacks	2.0	vs. Den.	Oct. 17, 2022
Passes Defensed	1*	vs. Jax.	Sept. 25, 2022
INTs	1	vs. L.V.	Sept. 11, 2022

59 | LB DERREK TUSZKA

DEFENSIVE

Category	No.	Opp.	Date
Total Tackles	3	vs. Ten.	Dec. 19, 2021
Solo Tackles	2	vs. Den.	Oct. 17, 2022
Tackles for Loss	1*	vs. Cle.	Jan. 2, 2022
Sacks	1.0*	vs. Cle.	Jan. 2, 2022
Fumbles Forced	1	vs. Ten.	Dec. 19, 2021

*Most Recent

SINGLE-GAME CAREER HIGHS

8 | OLB KYLE VAN NOY

DEFENSIVE

Category	No.	Opp.	Date
Total Tackles	12	at Ten.	Nov. 11, 2018
Solo Tackles	9	vs. Hou.	Sept. 24, 2017
Tackles for Loss	5	vs. Cin.	Dec. 6, 2020
Sacks	3.0	vs. Cin.	Dec. 6, 2020
Passes Defensed	3	vs. Ten.	Nov. 28, 2021
INTs	1*	at Atl.	Nov. 18, 2021
INT TDs	1*	at Atl.	Nov. 18, 2021
Forced Fumbles	2	at Buf.	Sept. 29, 2019
Fumble Recoveries	1*	at L.V.	Dec. 4, 2022

81 | WR MIKE WILLIAMS

RECEIVING

Category	No.	Opp.	Date
Receptions	10	at Cle.	Oct. 9, 2022
Receiving Yards	165	vs. Cle.	Oct. 10, 2021
Receiving TDs	2*	vs. Cle.	Oct. 10, 2021
Receiving Long	64t	at N.O.	Oct. 12, 2020

RUSHING

Category	No.	Opp.	Date
Rushing Attempts	1*	vs. G.B.	Nov. 3, 2019
Rushing Yards	19	at K.C.	Dec. 13, 2018
Rushing TDs	1	at K.C.	Dec. 13, 2018
Rushing Long	19t	at K.C.	Dec. 13, 2018

SCRIMMAGE

Category	No.	Opp.	Date
Touches	10	at Cle.	Oct. 9, 2022
Scrimmage Yards	165	vs. Cle.	Sept. 26, 2021
Scrimmage TDs	3	at K.C.	Dec. 13, 2018

DEFENSIVE

Category	No.	Opp.	Date
INT	1	vs. Den.	Dec. 27, 2020

*Most Recent



PLAYER
CAPSULES



NASIR ADDERLEY ⚡ 24

SAFETY | DELAWARE

6-0 | 206 lbs | PHILADELPHIA, PA.

DRAFT 2 — 2019

EXPERIENCE: 4TH NFL SEASON

4TH YEAR WITH CHARGERS

2022: Through 11 games (10 starts), totaled 47 tackles (28 solo), two passes defended and one interception in the secondary... Secured first INT of the season in Week 4, picking off Texans QB Davis Mills on the game's opening drive...**vs. Las Vegas (Sept. 11):** Started at S for the 30th time in his career and tallied four solo tackles, along with the second career forced fumble...Jarred the ball away from WR Hunter Renfrow in the third quarter, contributing to a defensive unit that forced three turnovers and six sacks, helping the Bolts start the season 1-0...**at Kansas City (Sept. 15):** Notched three tackles (one solo)...**vs. Jacksonville (Sept. 25):** Totaled four tackles (one solo) in the home bout against the Jaguars...**at Houston (Oct. 2):** Tallied first INT of the season after picking off QB Davis Mills on the game's opening drive, giving the ball to the offense with favorable field position...On the following series, the Bolts took an early 7-0 lead...Finished the game with four tackles (three solo)...**at Cleveland (Oct. 9):** Contributed on special teams, supplying one tackle on kickoff coverage...**vs. Denver (Oct. 17):** Returned to the starting lineup, beginning the game at S, and helping the unit allow just 13 first downs gained through regulation and overtime, a season-low mark...Played all 58 defensive snaps...**vs. Seattle (Oct. 23):** Tallied a season-high seven solo stops, one of which registered as a tackle for loss...Near the end of the first quarter, dropped RB Kenneth Walker III for a loss of four yards to register his first tackle for loss of the season...**at Atlanta (Nov. 6):** Notched six tackles (four solo) in the

Date	Opp.	Res.	Games		Tackles					Interceptions					Fumbles			
			P/S	Tot	So	As	Sk	Yd	TFL	No.	Yd	Lg	TD	PD	FF	FR		
09/11	LV	W	1/1	4	4	0	0.0	12	0	0	0	0	0	0	0	1	0	
09/15	at KC	L	1/1	3	2	1	0.0	0	0	0	0	0	0	0	0	0	0	
09/25	Jax	L	1/1	4	1	3	0.0	0	0	0	0	0	0	0	0	0	0	
10/02	at Hou	W	1/1	4	3	1	0.0	0	0	1	30	30	0	1	0	0	0	
10/09	at Cle	W	1/0	0	0	0	0.0	0	0	0	0	0	0	0	0	0	0	
10/17	Den	W	1/1	0	0	0	0.0	0	0	0	0	0	0	0	0	0	0	
10/23	Sea	L	1/1	7	7	0	0.0	0	1	0	0	0	0	0	0	0	0	
11/06	at Atl	W	1/1	6	4	2	0.0	0	0	0	0	0	0	0	0	0	0	
11/13	at SF	L	1/1	7	3	4	0.0	0	0	0	0	0	0	0	0	0	0	
11/20	KC	L	1/1	6	2	4	0.0	0	0	0	0	0	0	0	0	0	0	
11/27	at Ari	W	0/0	— Inactive —														
12/04	at LV	L	1/1	6	3	3	0.0	0	0	0	0	0	0	0	1	0	0	
12/11	Mia																	
12/18	Ten																	
12/26	at Ind																	
01/01	LAR																	
01/07	at Den																	
'22 TOTALS				6-6	11/10	47	28	19	0.0	0	1	1	0	30	0	2	1	0

road win at Atlanta...Supported a defense that held the Falcons to 114 net passing yards in the game...**at San Francisco (Nov. 13):** Tallied seven tackles (three solo) in the *Sunday Night Football* bout...**vs. Kansas City (Nov. 20):** Notched six tackles (two solo) in the primetime bout...**at Arizona (Nov. 27):** Inactive (thumb)...**at Las Vegas (Dec. 4):** Matched the team's single-game high with six tackles (three solo) and one pass defended...In the first quarter along the Raiders' sideline, deflected a pass intended for TE Foster Moreau, causing an incompleton.

NASIR ADDERLEY NFL STATISTICS

Year	Team	GP	GS	— Tackles —				Yds	TFL	— Interceptions —				— Fumbles —			ST Tackles	
				Total	Solo	Asst	Sacks			No.	Yds	Lg	TD	PD	FF	FR		Yds
2019	Los Angeles Chargers	4	0	0	0	0	0.0	0	0	0	0	0	0	0	0	0	0	2
2020	Los Angeles Chargers	15	14	69	58	11	0.0	0	0	1	39	39	0	3	0	1	0	0
2021	Los Angeles Chargers	15	15	97	67	30	0.5	3.5	3	0	0	—	0	5	1	1	0	2
2022	Los Angeles Chargers	11	10	47	28	19	0.0	0	1	1	0	30	0	2	1	0	0	1
NFL Totals		45	39	213	153	60	0.5	3.5	4	2	69	39	0	10	2	2	0	5

Year	Team	No.	Yds	Avg.	Lg	TD	— Kickoff Returns —				— Punt Returns —				— All-Purpose —	
							No.	Yds	Avg.	Lg	TD	No.	FC	Yds	Avg.	Lg
2020	Los Angeles Chargers	11	318	28.0	76	0	0	0	0	—	—	0	0	0	0	318
2021	Los Angeles Chargers	1	48	16.0	19	0	0	0	0	—	—	0	0	0	0	48
NFL Totals		14	366	26.1	76	0	0	0	0	—	—	0	0	0	0	366



KEENAN ALLEN ⚡ 13

WIDE RECEIVER | CALIFORNIA

6-2 | 211 lbs | GREENSBORO, N.C.

DRAFT 3 — 2013

EXPERIENCE: 9TH NFL SEASON

9TH YEAR WITH CHARGERS

2022: Through five starts, has 22 catches for 308 yards (14.0 avg.) with a long of 46 yards and two touchdowns...Opened the season with four catches for a team-best 66 yards through the air, including a 42-yard grab along the sideline in the second quarter to help the Bolts break a 3-3 stalemate prior to halftime... Inactive (knee) Weeks 2 through 6, then again from Weeks 9 to 10...Returned to the lineup in Week 11 on Sunday Night Football, propelling the offense with a near-100-yard receiving performance...Found the end zone for the first time this season in the Week 12 win at Arizona...In Week 13 at Las Vegas, ed the receiving output with 88 yards on six catches, including his 50th career receiving touchdown which occurred in the fourth quarter on a fourth-and-12 conversion...With six receptions on the day, became just the fourth player all-time to log 100 career catches against the Raiders and became just the fifth player in the league to eclipse 750 catches since the start of the 2013 season...**vs. Las Vegas (Sept. 11):** Hauled-in four receptions for a team-high 66 yards (16.5 avg.), including a long reception of 41 yards...Reached the first-down marker on two of his four grabs...In the second quarter, caught a deep ball on the right sideline to place the Bolts at the Raiders' 11-yard line, setting up an eventual go-ahead score...**at Kansas City (Sept. 15):** Inactive (knee)...**vs. Seattle (Oct. 23):** Returned to the lineup and hauled in two catches for 11 yards (5.5 avg.)...**at Atlanta (Nov. 6):** Inactive (hamstring)...**vs. Kansas City (Nov. 20):** Returned to action and hauled in five catches for 94 yards (18.8 avg.)...On the offense's first play from scrimmage, caught a 17-yard pass to the left flat to kick-start the offense on their three-play 75-yard touchdown drive on the first offensive series...On third-and-18 in the fourth quarter, hauled-in a 46-yard pass from QB Justin Herbert down the right sideline, bringing the Chargers into the redzone and setting up the eventual go-ahead

2022, LOS ANGELES CHARGERS																
Date	Opp.	Res.	Games		Receiving					Rushing				Scrim Yds		
			P/S	No.	Yds	Avg.	Lg	TD	Att	Yds	Avg.	Lg	TD			
09/11	LV	W	1/1	4	66	16.5	42	0	0	0	-	-	0	66		
09/15	at KC	L	0/0	-	Inactive	-	-	-	-	-	-	-	-	-		
09/25	Jax	L	0/0	-	Inactive	-	-	-	-	-	-	-	-	-		
10/02	at Hou	W	0/0	-	Inactive	-	-	-	-	-	-	-	-	-		
10/09	at Cle	W	0/0	-	Inactive	-	-	-	-	-	-	-	-	-		
10/17	Den	W	0/0	-	Inactive	-	-	-	-	-	-	-	-	-		
10/23	Sea	L	1/1	2	11	5.5	10	0	0	0	-	-	0	11		
11/06	at Atl	W	0/0	-	Inactive	-	-	-	-	-	-	-	-	-		
11/13	at SF	L	0/0	-	Inactive	-	-	-	-	-	-	-	-	-		
11/20	KC	L	1/1	5	94	18.8	46	0	0	0	-	-	0	94		
11/27	at Ari	W	1/1	5	49	9.8	16	1	0	0	-	-	0	49		
12/04	at LV	L	1/1	6	88	14.7	35t	1	0	0	-	-	0	88		
12/11	Mia															
12/18	Ten															
12/26	at Ind															
01/01	LAR															
01/07	at Den															
'22 TOTALS				6-6	5/5	22	308	14.0	46	2	0	0	-	-	0	308

touchdown...**at Arizona (Nov. 27):** Caught four passes for 49 yards (9.8 avg.) and his first touchdown of the season in the road win...Midway through the second quarter, bolted to the flat and caught his first touchdown pass of the year...On the day, four of his five receptions either reached the end zone or registered as a first down...**at Las Vegas (Dec. 4):** Led the receiving output with 88 yards on six catches (14.7 avg.), including a 35-yard fourth-quarter touchdown on fourth-and-12, his 50th career receiving touchdown...On the receiving end of Justin Herbert's league-leading third fourth-down passing touchdown...With six receptions, eclipsed 100 career receptions against the Raiders, becoming just the fourth player to log 100 career catches against the Raiders in NFL history...On his fourth reception, became just the fifth player in the league to eclipse 750 receptions since the start of the 2013 season.

KEENAN ALLEN NFL STATISTICS

Year	Team	GP	GS	-- Receiving --					-- Rushing --					-- Scrimmage --
				No.	Yds	Avg.	Lg	TD	Att	Yds	Avg.	Lg	TD	Yards
2013	San Diego	15	14	71	1,046	14.7	43t	8	0	0	--	--	0	1,046
2014	San Diego	14	14	77	783	10.2	35	4	0	0	--	--	0	783
2015	San Diego	8	8	67	725	10.8	38	4	0	0	--	--	0	725
2016	San Diego	1	1	6	63	10.5	15	0	0	0	--	--	0	63
2017	Los Angeles Chargers	16	15	102	1,393	13.7	51	6	2	9	4.5	6	0	1,402
2018	Los Angeles Chargers	16	14	97	1,196	12.3	54	6	9	75	8.3	28	0	1,271
2019	Los Angeles Chargers	16	16	104	1,199	11.5	45	6	3	16	5.3	18	0	1,215
2020	Los Angeles Chargers	14	13	100	992	9.9	28	8	1	-1	-1.0	-1	0	991
2021	Los Angeles Chargers	16	16	106	1,138	10.7	42	6	0	0	--	--	0	1,138
2022	Los Angeles Chargers	5	5	22	308	14.0	46	2	0	0	--	--	0	308
NFL Totals		121	116	752	8,843	11.8	54	50	15	99	6.6	28	0	8,942

Year	Team	No.	-- Kickoff Returns --				-- Punt Returns --					-- All-Purpose --	
			Yds	Avg.	Lg	TD	No.	FC	Yds	Avg.	Lg	TD	Yards
2013	San Diego	0	0	--	--	0	15	13	125	8.3	28	0	1,171
2014	San Diego	0	0	--	--	0	11	11	99	9.0	29	0	882
2015	San Diego	0	0	--	--	0	3	4	5	1.7	5	0	730
2016	San Diego	0	0	--	--	0	0	0	0	--	--	0	63
2017	Los Angeles Chargers	0	0	--	--	0	0	0	0	--	--	0	1,461
2018	Los Angeles Chargers	1	25	25.0	25	0	1	1	0	0.0	0	0	1,277
2019	Los Angeles Chargers	0	0	--	--	0	0	0	0	--	--	0	1,215
2020	Los Angeles Chargers	0	0	--	--	0	0	0	0	--	--	0	991
2021	Los Angeles Chargers	0	0	--	--	0	0	0	0	--	--	0	1,138
2022	Los Angeles Chargers	0	0	--	--	0	0	0	0	--	--	0	220
NFL Totals		1	25	25.0	25	0	30	29	229	7.6	29	0	9,108

POSTSEASON		GP	GS	-- Receiving --					-- Rushing --					-- Scrimmage --
Year	Team			No.	Yds	Avg.	Lg	TD	Att	Yds	Avg.	Lg	TD	Yards
2013	San Diego	2	2	8	163	20.4	49	2	0	0	--	--	0	163
2018	Los Angeles Chargers	2	1	6	112	18.7	43t	1	0	0	--	--	0	112
Postseason Totals		4	3	14	275	19.6	49	3	0	0	--	--	0	275

POSTSEASON		No.	-- Kickoff Returns --				-- Punt Returns --					-- All-Purpose --	
Year	Team		Yds	Avg.	Lg	TD	No.	FC	Yds	Avg.	Lg	TD	Yards
2013	San Diego	0	0	--	--	0	0	2	0	--	--	0	163
2018	Los Angeles Chargers	0	0	--	--	0	0	0	0	--	--	0	112
Postseason Totals		0	0	--	--	0	0	2	0	--	--	0	275



JEREMIAH ATTAOCHU ⚡ 45

OUTSIDE LINEBACKER | GEORGIA TECH

6-3 | 252 lbs | WASHINGTON, D.C.

FREE AGENT — 2022

EXPERIENCE: 9TH NFL SEASON

5TH YEAR WITH CHARGERS

2022: Joins the Chargers after spending three weeks on the Baltimore Ravens practice squad...Appeared in one game for Baltimore, tallying two tackles (two solo) and one tackle for loss at the New York Giants in Week 6...Made his season-debut with the Chargers in Week 9 against the Falcons...Waived prior to Week 12 at Arizona...Signed back to the Chargers practice squad in Week 13...**at Atlanta (Nov. 6):** Appeared in three snaps on defense and four snaps on special teams in his season debut with the Chargers...**at San Francisco (Nov. 13):** Played in 10 snaps of defense while contributing to 11 snaps on special teams...**vs. Kansas City (Nov. 20):** Inactive.

2021: Appeared in five games for the Chicago Bears, compiling two total tackles (one solo) and a quarterback hit.

2020: Played in 13 games (five starts) for the Denver Broncos, compiling 30 total tackles (23 solo), five sacks for 22.0 yards, six tackles for loss and a forced fumble...Recorded at least one sack in three consecutive games from Weeks 11-13, marking the first time in his career that he recorded a full sack in three-consecutive games...**vs. Tennessee (Sept. 14):** Started at LB, totaling four tackles (three solo) with 1.0 sack for two yards...**at Carolina (Dec. 13):** Tallied three solo tackles, while adding one sack for eight yards, two tackles for loss, and one run stuff for two yards...**vs. Buffalo (Dec. 19):** Tallied four tackle (three solo), including one sack for seven yards and one forced fumble...**vs. Las Vegas (Jan. 3):** Made his fifth start of the season, making five tackles (four solo) while adding 1.0 sack.

2019: Appeared in 12 games (five starts) with the Denver Broncos, tallying 17 total tackles (12 solo) with 3.5 sacks for 19.5 yards, five tackles for loss, and one fumble recovery...Started the last five games of the season for Denver in their linebacker unit...Recorded two sacks against the Houston Texans en route to a 38-24 win...**at Buffalo (Nov. 24):** Recorded his first tackles of the season, tallying four solo tackles with two tackles for loss...**at Houston (Dec. 8):** Tallied two sacks for nine yards while adding one fumble recovery, marking his first multi-sack game for the first time since Week 6 of

2022, LOS ANGELES CHARGERS																	
Date	Opp.	Res.	Games P/S	Tackles					Interceptions				Fumbles				
				Tot	So	As	Sk	Yd TFL	No.	Yd	Lg	TD	PD	FF	FR		
09/11	LV	W	0/0	—	—	—	—	—	—	—	—	—	—	—	—	—	
09/15	at KC	L	0/0	—	—	—	—	—	—	—	—	—	—	—	—	—	
09/25	Jax	L	0/0	—	—	—	—	—	—	—	—	—	—	—	—	—	
10/02	at Hou	W	0/0	—	—	—	—	—	—	—	—	—	—	—	—	—	
10/09	at Cle	W	0/0	—	—	—	—	—	—	—	—	—	—	—	—	—	
10/17	Den	W	0/0	—	—	—	—	—	—	—	—	—	—	—	—	—	
10/23	Sea	L	0/0	—	—	—	—	—	—	—	—	—	—	—	—	—	
11/06	at Atl	W	1/0	0	0	0	0.0	0	0	0	0	—	0	0	0	0	
11/13	at SF	L	1/0	0	0	0	0.0	0	0	0	0	—	0	0	0	0	
11/20	KC	L	0/0	—	—	—	—	—	—	—	—	—	—	—	—	—	
11/27	at Ari	W	0/0	—	—	—	—	—	—	—	—	—	—	—	—	—	
12/04	at LV	L	0/0	—	—	—	—	—	—	—	—	—	—	—	—	—	
12/11	Mia			—	—	—	—	—	—	—	—	—	—	—	—	—	
12/18	Ten			—	—	—	—	—	—	—	—	—	—	—	—	—	
12/26	at Ind			—	—	—	—	—	—	—	—	—	—	—	—	—	
01/01	LAR			—	—	—	—	—	—	—	—	—	—	—	—	—	
01/07	at Den			—	—	—	—	—	—	—	—	—	—	—	—	—	
'22 TOTALS				6-6	2/0	0	0	0	0.0	0	0	0	0	—	0	0	0

the 2015 season...**vs. Oakland (Dec. 29):** Totalled two tackles (two solo), with one sack for six yards and a tackle for loss.

2018: Appeared in 11 games for the New York Jets, totaling nine total tackles (seven solo) with two sacks for 15.0 yards, one tackle for loss and one forced fumble...Recorded a forced fumble and a sack in Week 5 against the Denver Broncos, marking the third such game of his career...Tallied three quarterback hits against the Dolphins, which are the second most he has posted in a game...**at Detroit (Sept. 10):** Tallied his first tackle with the Jets in Week 1 against the Lions...**at Miami (Nov. 4):** Tallied two tackles (one solo) with one sack for eight yards, three quarterback hits and one tackle for loss.

2014-17: Originally drafted by the Chargers in the second round (50th overall) of the 2014 NFL Draft...Appeared in 38 games (13 starts) for the Bolts in his four years with the team...Compiled 73 total tackles (60 solo), 10 sacks for 71 yards, 19 tackles for loss and two forced fumbles...His 10 sacks from 2014-17 rank third by a Charger, trailing only Melvin Ingram III (33 sacks) and Joey Bosa (23 sacks)...His 19 tackles for loss are also fourth-most by a Charger in that span, trailing Ingram III (46 TFL), Corey Liuget (33 TFL), and Bosa (28 TFL).

JEREMIAH ATTAOCHU NFL STATISTICS

Year	Team	GP	GS	— Tackles —					Yds	TFL	— Interceptions —				— Fumbles —			ST Tackles
				Total	Solo	Asst	Sacks	No.			Yds	Lg	TD	PD	FF	FR	Yds	
2014	San Diego	11	0	8	6	2	2.0	13.0	1	0	0	—	0	0	1	0	0	2
2015	San Diego	15	12	52	42	10	6.0	39.0	15	0	0	—	0	0	1	0	0	3
2016	San Diego	8	1	7	7	0	2.0	19.0	2	0	0	—	0	0	0	0	0	3
2017	Los Angeles Chargers	4	0	6	5	1	0.0	0.0	1	0	0	—	0	1	0	0	0	1
2018	New York Jets	11	0	9	7	2	2.0	15.0	1	0	0	—	0	0	1	0	0	0
2019	Denver	12	5	17	12	5	3.5	19.5	5	0	0	—	0	0	0	1	0	2
2020	Denver	13	5	30	23	7	5.0	22.0	6	0	0	—	0	1	1	0	0	1
2021	Chicago	5	0	2	1	1	0.0	0.0	0	0	0	—	0	0	0	0	0	0
2022	Baltimore	1	0	2	2	0	0.0	0.0	1	0	0	—	0	0	0	0	0	0
	Los Angeles Chargers	2	0	0	0	0	0.0	0.0	0	0	0	—	0	0	0	0	0	0
NFL Totals		82	23	133	105	28	20.5	127.5	32	0	0	—	0	2	4	1	0	12



ZACK BAILEY ⚡ 78

TACKLE | SOUTH CAROLINA

6-5 | 300 lbs | SUMMERVILLE, S.C.

WAIVERS (WASHINGTON) — 2022

EXPERIENCE: 2nd NFL SEASON

1st YEAR WITH CHARGERS

2022: Elevated to the active roster from the practice squad prior to the Chargers' Week 13 contest at Las Vegas...**at Las Vegas (Dec. 4):** Made his NFL debut in Week 13 at Las Vegas, contributing to the field goal protection unit.

FOSTER SARELL NFL GAMES

Year	Team	GP	GS
2022	Los Angeles Chargers	1	0
NFL Totals		1	0



MICHAEL BANDY ⚡ 83

WIDE RECEIVER | SAN DIEGO

5-10 | 190 lbs | LA MIRADA, CALIF.

FREE AGENT — 2021

EXPERIENCE: 2ND NFL SEASON

2ND YEAR WITH CHARGERS

2022: Through nine games (two starts), has totaled 10 catches for 89 yards (8.9 avg.) with a long grab of 25 yards and five of his 10 receptions registered as first downs...Elevated to the active roster from the club's practice squad prior to Week 7...Activated from the practice squad (Gameday Elevation) Weeks 4 and 5...In the Week 4 road win at Houston (Gameday Elevation), securing two catches for 49 yards (24.5 avg.)...Added one catch for four yards on fourth-and-two in the Week 6 win against the division-rival Broncos on *Monday Night Football*...**at Houston (Oct. 2):** Hauled in two catches for 49 yards (24.5 avg.)...Hauled in both grabs in the second quarter, the latter of which went for 25 yards on third-and-five to set up the offense's final score before halftime, taking a 20-point lead into the intermission...**at Cleveland (Oct. 9):** Saw action on five offensive snaps...**vs. Denver (Oct. 17):** Secured one catch for four yards on a critical opening-drive fourth-and-two, converting the down...**vs. Seattle (Oct. 23):** Hauled in one grab for minus-5 yards (-5.0 avg.)...**at Atlanta (Nov. 6):** Recorded a career-high five receptions for 26 yards (5.2 avg.) with a long of 11 yards...**at San Francisco (Nov. 13):** Contributed on offense and on special teams, receiving one target as a pass-catcher...**vs. Kansas City (Nov. 20):** Contributed on offense and on special teams...**at Arizona (Nov. 27):** Contributed on offense and on special teams,

2022, LOS ANGELES CHARGERS															
Date	Opp.	Res.	Games		Receiving					Rushing					Scrim Yds
			P/S		No.	Yds	Avg.	Lg	TD	Att	Yds	Avg.	Lg	TD	
09/11	LV	W	0/0		— Practice Squad —										
09/15	at KC	L	0/0		— Practice Squad —										
09/25	Jax	L	0/0		— Practice Squad —										
10/02	at Hou	W	1/0		2	49	24.5	25	0	0	0	—	—	0	49
10/09	at Cle	W	1/0		0	0	—	—	0	0	0	—	—	0	0
10/17	Den	W	1/0		1	4	4.0	4	0	0	0	—	—	0	4
10/23	Sea	L	1/0		1	-5	-5.0	-5	0	0	0	—	—	0	-5
11/06	at Atl	W	1/1		5	26	5.2	11	0	0	0	—	—	0	26
11/13	at SF	L	1/1		0	0	—	—	0	0	0	—	—	0	0
11/20	KC	L	1/0		0	0	—	—	0	0	0	—	—	0	0
11/27	at Ari	W	1/0		0	0	—	—	0	0	0	—	—	0	0
12/04	at LV	L	1/0		1	15	15.0	15	0	0	0	—	—	0	15
12/11	Mia														
12/18	Ten														
12/26	at Ind														
01/01	LAR														
01/07	at Den														
'22 TOTALS			6-6	9/2	10	89	8.9	25	0	0	0	—	—	0	89

logging one fumble recover...Landed on an offensive fumble in the second quarter, helping sustain a drive capped by the offense's first touchdown of the game...**at Las Vegas (Dec. 4):** Secured one catch for 15 yards on first down in the third quarter...Continued to provide support on special teams.

MICHAEL BANDY NFL STATISTICS

Year	Team	GP	GS	— Receiving —					— Rushing —					— Scrimmage —
				No.	Yds	Avg.	Lg	TD	Att	Yds	Avg.	Lg	TD	Yards
2021	Los Angeles Chargers	1	0	0	0	—	—	0	0	0	—	—	0	0
2022	Los Angeles Chargers	9	2	10	89	8.9	25	0	0	0	—	—	0	89
NFL Totals		10	2	10	89	8.9	25	0	0	0	—	—	0	89
Year	Team	No.	— Kickoff Returns —					— Punt Returns —					— Return —	
			Yds	Avg.	Lg	TD	No.	FC	Yds	Avg.	Lg	TD	Yards	
2021	Los Angeles Chargers	4	88	22.0	27	0	0	0	0	—	—	0	88	
2022	Los Angeles Chargers	0	0	—	—	0	0	0	0	—	—	0	0	
NFL Totals		4	88	22.0	27	0	0	0	0	—	—	0	88	



TAYLOR BERTOLET ⚡ 12

KICKER | TEXAS A&M

5-9 | 190 lbs | READING, PA.

FREE AGENT — 2022

EXPERIENCE: 1ST NFL SEASON

1ST YEAR WITH CHARGERS

2022: Signed to the practice squad prior to the Week 5 win at Cleveland, ultimately being activated for the game and making his NFL debut...Set the franchise record for most made field goals by a Chargers kicker in their NFL debut (three), adding three made PATs to total 12 points in his first career NFL game...Tied for the second-most made field goals by any Chargers kicker in their first game with the team...**at Cleveland (Oct. 9):** Connected on all three of his field goal attempts (28, 25, 27 yards) and added three made PATs to total 12 points scored on the afternoon...**vs. Seattle (Oct. 23):** Converted all three point-after tries...Has made all nine kicks since making his NFL debut...**at Atlanta (Nov. 6):** Placed on Practice Squad; Injured prior to the game.

TAYLOR BERTOLET NFL STATISTICS

Year	Team	GP	— Field Goals —					— PAT —				— Total —	
			FG	FGA	Pct.	Lg	Blk	XP	XPA	Pct.	Block	Points	
2022	Los Angeles Chargers	2	3	3	100.0	28	0	6	6	100.0	0	15	
NFL Totals		2	3	3	100.0	28	0	6	6	100.0	0	15	

Year	Team	— 0-19 Yards —			— 20-29 Yards —			— 30-39 Yards —			— 40-49 Yards —			— 50+ Yards —		
		FG	FGA	Pct.	FG	FGA	Pct.	FG	FGA	Pct.	FG	FGA	Pct.	FG	FGA	Pct.
2022	Los Angeles Chargers	0	0	—	3	3	100.0	0	0	—	0	0	—	0	0	—
NFL Totals		0	0	—	3	3	100.0	0	0	—	0	0	—	0	0	—



JOEY BOSA ⚡ 97

OUTSIDE LINEBACKER | OHIO STATE
 6-5 | 280 lbs | FORT LAUDERDALE, FLA.
 DRAFT 1 — 2016
 EXPERIENCE: 7TH NFL SEASON
 7TH YEAR WITH CHARGERS

2022: Placed on Reserve/Injured (knee) following Week 3... Appeared in each of the first three games, starting Weeks 1 and 2 at OLB, amassing seven tackles (five solo), two tackles for loss, 1.5 sacks and one forced fumble...In the season-opening win, totaled 1.5 sacks (12.5 yards) in the second half to take his sack total to 59.5 career sacks through 76 career starts and 80 career appearances...Added a forced fumble to log his first of the season and eighth strip-sack since the beginning of last season, which leads all NFL defenders...**vs. Las Vegas (Sept. 11):** Secured 1.5 sacks to take his career total of Raiders QB Derek Carr to 7.5, the most of any QB he has taken down...In the third quarter, on a double-reverse pass attempt by the Raiders, trapped WR Davante Adams who was attempting to pass and brought Adams down for a solo sack...In the fourth quarter, partnered with DL Morgan Fox to split a drop of Carr, jarring loose the ball and securing his first strip sack of the season and eight since the beginning of last year, which leads the NFL...Finished the game with three tackles (two solo) in the season-opening win, helping the defensive unit total six sacks and three takeaways...**at Kansas City (Sept. 15):** Totaled three tackles (two solo), including one tackle for loss...Corralled

2022, LOS ANGELES CHARGERS																			
Date	Opp.	Res.	Games		Tackles						Interceptions				Fumbles				
			P/S		Tot	So	As	Sk	Yd	TFL	No.	Yd	Lg	TD	PD	FF	FR		
09/11	LV	W	1/1		3	2	1	1.5	12	1	0	0	—	0	0	1	0		
09/15	at KC	L	1/1		3	2	1	0.0	0	1	0	0	—	0	0	0	0		
09/25	Jax	L	1/0		1	1	0	0.0	0	0	0	0	—	0	0	0	0		
10/02	at Hou	W	0/0		— Reserve/Injured —														
10/09	at Cle	W	0/0		— Reserve/Injured —														
10/17	Den	W	0/0		— Reserve/Injured —														
10/23	Sea	L	0/0		— Reserve/Injured —														
11/06	at Atl	W	0/0		— Reserve/Injured —														
11/13	at SF	L	0/0		— Reserve/Injured —														
11/20	KC	L	0/0		— Reserve/Injured —														
11/27	at Ari	W	0/0		— Reserve/Injured —														
12/04	at LV	L	0/0		— Reserve/Injured —														
12/11	Mia																		
12/18	Ten																		
12/26	at Ind																		
01/01	LAR																		
01/07	at Den																		
'22 TOTALS					6-6	3/2	7	5	2	1.5	12	2	0	0	—	0	0	1	0

WR Mecole Hardman on an end around on the game's opening drive, dropping the runner for a four-yard loss...**vs. Jacksonville (Sept. 25):** Secured a run stop of RB Travis Etienne in the first quarter before sustaining an injury.

JOEY BOSA NFL STATISTICS

Year	Team	GP	GS	— Tackles —					— Interceptions —					— Fumbles —				
				Total	Solo	Asst	Sacks	Yds	TFL	No.	Yds	Lg	TD	PD	FF	FR	Yds	ST Tackles
2016	San Diego	12	11	41	29	12	10.5	71.5	17	0	0	—	0	0	1	0	0	0
2017	Los Angeles Chargers	16	16	70	54	16	12.5	66	11	0	0	—	0	1	4	1	0	0
2018	Los Angeles Chargers	7	6	23	18	5	5.5	42.5	7	0	0	—	0	0	0	1	0	0
2019	Los Angeles Chargers	16	16	67	47	20	11.5	78.5	18	0	0	—	0	0	1	0	0	0
2020	Los Angeles Chargers	12	10	39	29	10	7.5	28	15	0	0	—	0	1	0	1	0	0
2021	Los Angeles Chargers	16	16	51	36	15	10.5	70	5	0	0	—	0	0	7	0	0	0
2022	Los Angeles Chargers	3	2	7	5	2	1.5	12	2	0	0	—	0	0	1	0	0	0
NFL Totals		82	77	298	218	80	59.5	388.5	75	0	0	—	0	2	14	3	0	0
Year	Team	GP	GS	— Tackles —					— Interceptions —					— Fumbles —				
				Total	Solo	Asst	Sacks	Yds	TFL	No.	Yds	Lg	TD	PD	FF	FR	Yds	ST Tackles
2018	Los Angeles Chargers	2	2	3	2	1	1.0	6	1	0	0	—	0	0	0	0	0	0
Postseason Totals		2	2	3	2	1	1.0	6	1	0	0	—	0	0	0	0	0	0



BRYCE CALLAHAN ⚡ 23

CORNERBACK | RICE

5-9 | 188 lbs | MOSCOW, IDAHO

FREE AGENT — 2022

EXPERIENCE: 8TH NFL SEASON

1ST YEAR WITH CHARGERS

2022: Has appeared in 12 games (nine starts), primarily covering the slot...Has amassed 40 tackles (31 solo), including two for loss, along with a team-best three interceptions, one of which was returned for a touchdown, and six passes defended...In his first game as a member of the Chargers, the Week 1 win over Las Vegas, secured his first interception since 2020...Collected second interception in the fourth quarter of the Week 4 win at Houston, sealing the road win for the Bolts...Secured second TFL of the season in the Week 6 win over the division-rival Broncos...Registered his first-career interception returned for a touchdown in the Week 13 bout at Las Vegas, the first interception returned for a touchdown by the Chargers' defensive unit since 2020...**vs. Las Vegas (Sept. 11):** Picked off QB Derek Carr in the fourth quarter on a pass intended for WR Hunter Renfrow, finishing the game with five tackles (two solo) in primary coverage of Renfrow...Added an additional pass defense on the following drive on a pass intended for WR Davante Adams, logging his second deflection of the game...Supported the defense in the season-opening win, helping the unit total six sacks and three takeaways...**at Kansas City (Sept. 15):** Logged two solo stops in pass coverage...**vs. Jacksonville (Sept. 25):** Registered four tackles (two solo), including one tackle for loss, matching his single-game career best...Dropped WR Zay Jones for a one-yard loss after closing on a short pass to the left...**at Houston (Oct. 2):** Notched three solo stops and his second interception of the season, returned for nine yards, in the winning effort...Picked off QB Davis Mills in the fourth quarter to help seal a victory, his second INT of the season...Earlier in the drive, batted a pass away to secure his first pass breakup of the day...Matched a season-best with two passes defended...**at Cleveland (Oct. 9):** Supplied two solo stops in pass coverage...**vs. Denver (Oct. 17):** Secured three solo stops, including one tackle for loss, in the win over his former team...Dropped WR KJ Hamler

Date	Opp.	Res.	Games		Tackles					Interceptions					Fumbles			
			Res.	P/S	Tot	So	As	Sk	Yd	TFL	No.	Yd	Lg	TD	PD	FF	FR	
09/11	LV	W	1/1		5	2	3	0.0	0	0	1	2	2	0	2	0	0	
09/15	at KC	L	1/1		2	2	0	0.0	0	0	0	0	—	0	0	0	0	
09/25	Jax	L	1/1		4	2	2	0.0	0	1	0	0	—	0	0	0	0	
10/02	at Hou	W	1/1		3	3	0	0.0	0	0	1	9	9	0	2	0	0	
10/09	at Cle	W	1/0		2	2	0	0.0	0	0	0	—	0	0	0	0	0	
10/17	Den	W	1/0		3	3	0	0.0	0	1	0	—	0	0	0	0	0	
10/23	Sea	L	1/1		2	1	1	0.0	0	0	0	—	0	1	0	0	0	
11/6	at Atl	W	1/1		1	1	0	0.0	0	0	0	—	0	0	0	0	0	
11/13	at SF	L	1/0		1	1	0	0.0	0	0	0	—	0	0	0	0	0	
11/20	KC	L	1/1		6	6	0	0.0	0	0	0	—	0	0	0	0	0	
11/27	at Ari	W	1/1		5	4	1	0.0	0	0	0	—	0	0	0	0	0	
12/04	at LV	L	1/1		6	4	2	0.0	0	0	1	26	26	1	1	0	0	
12/11	Mia																	
12/18	Ten																	
12/26	at Ind																	
01/01	LAR																	
01/07	at Den																	
'22 TOTALS			6-6	12/9	40	31	9	0.0	0	2	3	37	26	1	6	0	0	0

for a loss of three yards after defeating a block on a screen in the first quarter, tallying his second TFL of the year...**vs. Seattle (Oct. 23):** Notched two tackles (one solo) and one pass defended on the day...Prevented a long completion deep down the far boundary intended for TE Noah Fant to secure his fifth pass defended of the season...**at Atlanta (Nov. 6):** Secured one solo stop in run support, supporting a defense that held the Falcons to 114 net passing yards in the game...**at San Francisco (Nov. 13):** Supplied one tackle in pass defense of WR Deebo Samuel, halting Samuel short of the line-to-gain on third down...**vs. Kansas City (Nov. 20):** Notched a season-high six solo stops, along with a quarterback hit, in the primetime matchup...**at Arizona (Nov. 27):** Collected five tackles (four solo) in the road victory...**at Las Vegas (Dec. 4):** Picked off his team-best third interception of the season, returning the takeaway 26 yards for his first career INT returned for a TD...Finished the game with six tackles (four solo) on the day.

BRYCE CALLAHAN NFL STATISTICS

Year	Team	GP	GS	— Tackles —				Yds	TFL	— Interceptions —					— Fumbles —			ST Tackles	
				Total	Solo	Asst	Sacks			No.	Yds	Lg	TD	PD	FF	FR	Yds		
2015	Chicago	9	3	21	20	1	1.0	0	4	0	0	—	0	3	0	0	0	0	0
2016	Chicago	11	10	31	30	1	0.0	0	0	0	0	—	0	5	0	0	0	0	1
2017	Chicago	12	6	25	20	5	1.0	12	1	2	73	52	0	6	1	0	0	0	0
2018	Chicago	13	10	45	39	6	2.0	12	6	2	12	12	0	6	0	0	0	0	0
2020	Denver	10	10	42	36	6	0.0	0	1	2	0	0	0	5	0	1	0	0	0
2021	Denver	11	6	30	26	4	1.0	1	3	0	0	—	0	4	0	0	0	0	0
2022	Los Angeles Chargers	12	9	40	31	9	0.0	0	2	3	37	26	1	6	0	0	0	0	0
NFL Totals		78	54	233	201	32	5.0	25	17	9	122	52	1	35	1	1	0	0	1



DEANDRE CARTER 1

WIDE RECEIVER | SACRAMENTO STATE

5-8 | 190 lbs | SAN JOSE, CALIF.

FREE AGENT — 2022

EXPERIENCE: 5TH NFL SEASON

1ST YEAR WITH CHARGERS

2022: Through 12 games, has a career-high 39 receptions for 466 yards (11.9 avg.) and three touchdowns, adding 15 punt returns for 175 yards (11.7 avg.) and 25 kickoff returns for 480 yards (19.2 avg.) in the return phase...Experienced a career day in Week 12 with a single-game career-best seven receptions for 73 yards (10.4 avg.) and a touchdown, pacing the Chargers' receiving yardage output...In his first game as a member of the Chargers, totaled three catches for 64 yards (21.3 avg.) with a touchdown...Hauled-in a 32-yard touchdown, his second score of the season, on the opening-drive of the Week 10 *Sunday Night Football* contest at San Francisco, marking the longest receiving score of the season for any Chargers pass-catcher and the longest receiving touchdown of his career...**vs. Las Vegas (Sept. 11):** In the season opener, secured three catches for 64 yards (21.3 avg.) with a touchdown...On a second-and-eight in the second quarter, helped move the chains with a short pass across the middle, adding yardage after the catch to secure a fresh set of downs... On the next play, caught a pass deep down the Raiders' sideline for 30 yards, his longest grab of the day...Later in the quarter, capitalized off of a defensive takeaway and found a crease down the left seam, which QB Justin Herbert placed a strike down, to secure the touchdown grab, his first as a Charger...In the return phase, fair caught one punt...**at Kansas City (Sept. 15):** Caught three passes for 55 yards (18.3 avg.), including a 35-yard grab on fourth-and-one in the fourth quarter...Added two kickoff returns for 43 yards (21.5 avg.) with a long return of 30 yards and two punt returns for 17 yards (8.5 avg.) with a long of 12 yards...**vs. Jacksonville (Sept. 25):** Tallied third-straight game with at least three receptions, securing three grabs for 31 yards (10.3 avg.), converting two catches for first downs...On third-and-six in the second quarter, registered a 17-yard catch-and-run to extend the drive on the Chargers' lone touchdown-scoring series of the game...Returned one punt for six yards (6.0 avg.) and two kickoffs for 41 yards (20.5 avg.) with a long of 27 yards...On the receiving end of a pass that helped QB Justin Herbert reach 10,000 career rushing yards, doing so in Herbert's 35th career game to mark the second-fastest by any player in league history...**at Houston (Oct. 2):** Hauled in two passes for 16 yards (8.0 avg.)...Added two punt returns for 24 yards (12.0 avg.) and four kickoff returns for 68 yards (17.0 avg.)...**at Cleveland (Oct. 9):** Collected two receptions for nine yards (4.5 yards) to go along with two kickoff returns for 39 yards (19.5 avg.) and one punt return for 12 yards (12.0 avg.)...Opened the fourth-quarter with a first-down grab on third-and-six to help the Bolts regain the lead...**vs. Denver (Oct. 17):** Hauled in three passes for 17 yards (5.7 avg.), including a critical seven-yard grab on third-down late in the third quarter...Added three punt returns for 39 yards (13.0 avg.) with a long return of 19 yards and two kickoff returns for 45 yards (22.5 avg.) with a long of 27 yards...To open the offense's first drive of the second half, returned a Broncos punt 19 yards to the Chargers' 28-yard line, granting the offense favorable field position and registering his longest punt return of the season...**vs. Seattle (Oct. 23):** Hauled

2022, LOS ANGELES CHARGERS

OFFENSIVE STATISTICS														
Date	Opp.	Res.	Games		Receiving					Rushing				Scrim Yds
			P/S	No.	Yds	Avg.	Lg	TD	Att	Yds	Avg.	Lg	TD	
09/11	LV	W	1/0	3	64	21.3	30	1	0	0	—	—	0	64
09/15	at KC	L	1/1	3	55	18.3	35	0	0	0	—	—	0	55
09/25	Jax	L	1/1	3	31	10.3	17	0	1	-5	-5.0	-5	0	26
10/02	at Hou	W	1/0	2	16	8.0	14	0	0	0	—	—	0	16
10/09	at Cle	W	1/1	2	9	4.5	7	0	0	0	—	—	0	9
10/17	Den	W	1/0	3	17	5.7	7	0	0	0	—	—	0	17
10/23	Sea	L	1/1	3	37	12.3	22	0	0	0	—	—	0	37
11/06	at Atl	W	1/1	5	53	10.6	23	0	0	0	—	—	0	53
11/13	at SF	L	1/1	4	64	16.0	33	1	0	0	—	—	0	64
11/20	KC	L	1/0	3	33	11.0	20	0	0	0	—	—	0	33
11/27	at Ari	W	1/1	7	73	10.4	33	1	0	0	—	—	0	73
12/04	at LV	L	1/0	1	14	14.0	14	0	0	0	—	—	0	14
12/11	Mia	—	—	—	—	—	—	—	—	—	—	—	—	—
12/18	Ten	—	—	—	—	—	—	—	—	—	—	—	—	—
12/26	at Ind	—	—	—	—	—	—	—	—	—	—	—	—	—
01/01	LAR	—	—	—	—	—	—	—	—	—	—	—	—	—
01/07	at Den	—	—	—	—	—	—	—	—	—	—	—	—	—
'22 TOTALS	6-6	12/7		39	466	11.9	35	3	1	-5	-5.0	-5	0	461
RETURN STATISTICS														
Date	Opp.	Res.	Games		Kickoff Returns					Punt Returns				Ret. Yds
			Played	No.	Yds	Avg.	Lg	TD	Att	Yds	Avg.	Lg	TD	
09/11	LV	W	1	0	0	—	—	0	0	0	—	—	0	0
09/18	at KC	L	1	2	43	21.5	30	0	2	17	8.5	12	0	60
09/25	Jax	L	1	2	41	20.5	27	0	1	6	6.0	6	0	47
10/02	at Hou	W	1	4	68	17.0	21	0	2	24	12.0	12	0	92
10/09	at Cle	W	1	2	39	19.5	22	0	1	12	12.0	12	0	51
10/17	Den	W	1	2	45	22.5	27	0	3	39	13.0	19	0	84
10/23	Sea	L	1	3	53	17.7	21	0	0	0	—	—	0	53
11/06	at Atl	W	1	1	18	18.0	18	0	3	29	9.7	16	0	47
11/13	at SF	L	1	2	30	15.0	17	0	0	0	—	—	0	30
11/20	KC	L	1	2	54	27.0	33	0	0	0	—	—	0	54
11/27	at Ari	W	1	0	0	—	—	0	2	25	12.5	20	0	25
12/04	at LV	L	1	5	89	17.8	21	0	1	23	23.0	23	0	112
12/11	Mia	—	—	—	—	—	—	—	—	—	—	—	—	—
12/18	Ten	—	—	—	—	—	—	—	—	—	—	—	—	—
12/26	at Ind	—	—	—	—	—	—	—	—	—	—	—	—	—
01/01	LAR	—	—	—	—	—	—	—	—	—	—	—	—	—
01/07	at Den	—	—	—	—	—	—	—	—	—	—	—	—	—
'22 TOTALS	6-6	12		25	480	19.2	33	0	15	175	11.7	23	0	655

in three catches for 37 yards (12.3 avg.) with a long of 22 yards... Added three kickoff returns for 53 yards (17.7 avg.) with a long of 21 yards...**at Atlanta (Nov. 6):** Hauled in a season-high five catches for 53 yards (10.6 avg.)...Added three punt returns for 29 yards (9.7 avg.) and returned one kickoff for 18 yards...**at San Francisco (Nov. 13):** Opened the game with a career-long 32-yard receiving touchdown, finishing the contest with four catches for a team-high 64 yards (16.0 avg.) and one touchdown...The 32-yard grab marked the longest receiving score by any Chargers pass-catcher in 2022...**vs. Kansas City (Nov. 20):** Totaled 33 yards on three receptions (11.0 avg.), adding 54 yards on two kickoff returns (27.0 avg.) in the game...**at Arizona (Nov. 27):** Led the receiving charge with a single-game career-best seven catches for 73 yards (10.4 avg.) and collecting his third receiving touchdown of the season...Hauled-in the go-ahead 33-yard touchdown in the second quarter to propel the offensive threat near the end of the first half...Returned two punts for 25 yards (12.5 avg.) with a long of 20 yards...**at Las Vegas (Dec. 4):** Active all over the field for the Bolts, caught one pass for 14 yards (14.0 avg.) with five kickoff returns for 89 yards (17/8 avg.) and one punt return for a season-long 23 yards (23.0 avg.).

DeANDRE CARTER NFL STATISTICS

Year	Team	GP	GS	-- Receiving --					-- Rushing --					-- Scrimmage --
				Att	Yds	Avg.	Lg	TD	No.	Yds	Avg.	Lg	TD	Yards
2018	Philadelphia	7	1	2	21	10.5	11	0	1	7	--	--	0	21
	Houston	7	3	20	195	9.8	50	0	0	0	--	--	0	202
2019	Houston	16	3	11	162	14.7	46	0	0	0	--	--	0	162
2020	Houston	9	0	1	8	8.0	8	0	0	0	--	--	0	8
2020	Chicago	4	0	0	0	--	--	0	0	0	--	--	0	0
2021	Washington	17	6	24	296	12.3	26	3	10	89	8.9	27	0	385
2022	Los Angeles Chargers	12	7	39	466	11.9	35	3	1	-5	-5.0	-5	0	461
NFL Totals		72	20	97	1,148	11.8	50	6	12	91	7.6	27	0	1,239

Year	Team	No.	Yds	Avg.	Lg	TD	-- Punt Returns --					-- All-Purpose --	
							No.	FC	Yds	Avg.	Lg	TD	Yards
2018	Philadelphia	10	204	20.4	30	0	10	0	103	10.3	42	0	328
2018	Houston	9	221	24.6	30	0	16	8	146	9.1	30	0	569
2019	Houston	14	308	22.0	31	0	22	18	214	9.7	23	0	684
2020	Houston	12	250	20.8	29	0	11	4	96	8.7	19	0	384
2020	Chicago	0	0	--	--	0	4	7	30	7.5	13	0	30
2021	Washington	36	904	25.1	101t	1	16	19	134	8.4	16	0	1,423
2022	Los Angeles Chargers	25	480	19.2	33	0	15	10	175	11.7	23	0	1,116
NFL Totals		106	2,367	22.3	101t	1	94	66	898	9.6	42	0	4,534

POSTSEASON		GP	GS	-- Receiving --					-- Rushing --					-- Scrimmage --
Year	Team			No.	Yds	Avg.	Lg	TD	Att	Yds	Avg.	Lg	TD	Yards
2018	Houston	1	0	0	0	--	--	0	0	--	--	0	0	
2019	Houston	2	1	2	22	11.0	17	0	0	0	--	--	0	
2020	Chicago	1	0	3	17	5.7	8	0	1	3	3.0	3	0	
Postseason Totals		4	1	5	39	7.8	17	0	1	3	3.0	3	0	

POSTSEASON		No.	Yds	Avg.	Lg	TD	-- Punt Returns --					-- All-Purpose --	
Year	Team						No.	FC	Yds	Avg.	Lg	TD	Yards
2018	Houston	1	26	26.0	26	0	0	2	0	--	--	0	26
2019	Houston	3	60	20.0	26	0	2	2	22	11.0	11	0	82
2020	Chicago	0	0	--	--	0	0	3	0	--	--	0	0
NFL Totals		4	86	21.5	26	0	2	7	22	11.0	11	0	108



WILL CLAPP ⚡ 76

CENTER/GUARD | LOUISIANA STATE

6-5 | 311 lbs | NEW ORLEANS, LA.

FREE AGENT — 2022

EXPERIENCE: 5TH NFL SEASON

1ST YEAR WITH CHARGERS

2022: Appeared in the first 12 games (three starts) of the season, making his first start for the Chargers at C in Week 3 against the Jaguars and his second in Week 6 against the Broncos... Contributed on special teams, primarily the field goal protection unit, in his first game with the Chargers, the club's season-opening win...**vs. Las Vegas (Sept. 11):** Appeared in five special teams snaps on the field goal protection unit...**at Kansas City (Sept. 15):** Appeared in 43 offensive snaps after C Corey Linsley left the game due to injury...Protected QB Justin Herbert to two touchdown drives in the second half...Contributed to four special teams snaps...**vs. Jacksonville (Sept. 25):** Started at C and blocked for Herbert to help him surpass 900-career completions and 10,000-career passing yards...**at Houston (Oct. 2):** Played in six special teams snaps, primarily playing on the field goal protection unit... **at Cleveland (Oct. 9):** Contributed to six special teams snaps, primarily playing on the field goal protection unit... **vs. Denver (Oct. 17):** Started at C...Helped block for QB Justin Herbert to become the fastest player in NFL history to complete 1,000 passes, doing so in 38 games...**vs. Seattle (Oct. 23):** Contributed to three snaps on special teams...**at Atlanta (Nov. 6):** Appeared in four snaps on special teams, primarily playing on field goal protection unit...**at San Francisco (Nov. 13):** Contributed to four snaps on special teams, serving primarily on the field goal protection unit...**vs. Kansas City (Nov. 20):** Tallied five special

WILL CLAPP NFL GAMES

Year	Team	GP	GS
2018	New Orleans	3	1
2019	New Orleans	14	3
2020	New Orleans	8	0
2021	New Orleans	9	3
2022	Los Angeles Chargers	12	3
NFL Totals		46	10
POSTSEASON			
Year	Team	GP	GS
2020	New Orleans	1	0
Postseason Totals		1	0

teams snaps on the field goal protection unit...**at Arizona (Nov. 27):** Played in 43 snaps at center in relief of an injured C Corey Linsley...Appeared in three special teams snaps on the field goal protection unit...Helped block for QB Justin Herbert to help him tally the second-most touchdown passes and passing yards through a player's first three seasons in NFL history...**at Las Vegas (Dec. 4):** Started his third game of the season at C...Blocked for QB Justin Herbert on his way to throwing over 300 yards for the 20th time in his career, the most by a QB through a player's first three professional seasons in NFL history.



CHRISTIAN COVINGTON ⚡ 95

DEFENSIVE LINE | RICE

6-2 | 300 lbs | VANOUVER, B.C., CANADA

FREE AGENT — 2021

EXPERIENCE: 8TH NFL SEASON

2ND YEAR WITH CHARGERS

2022: Prior to being placed on Reserve/Injured (biceps) leading into Week 11, tallied 12 tackles (three solo), including one tackle for loss...Made season debut in Week 4 at Houston...Elevated to the active roster prior to Week 2 and was listed as inactive (healthy scratch) for the following three games...**at Houston (Oct. 2):** Made season debut, contributing two tackles in run support...**at Cleveland (Oct. 9):** Secured two solo stops in run support... In the third quarter, on fourth-and-one, broke through the line and dropped RB Kareem Hunt for a loss of four yards, forcing a turnover on downs...**vs. Denver (Oct. 17):** Inactive (healthy scratch)...**at Atlanta (Nov. 6):** Provided three tackles in run support, supporting a defense that held the Falcons to 114 net passing yards in the game...**at San Francisco (Nov. 13):** Totaled a season-high five tackles (one solo) in run support.

Date	Opp.	Res.	Games P/S	Tackles					Interceptions					Fumbles				
				Tot	So	As	Sk	Yd TFL	No.	Yd	Lg	TD	PD	FF	FR			
09/11	LV	W	0/0	- Practice Squad -														
09/15	at KC	L	0/0	- Inactive -														
09/25	Jax	L	0/0	- Inactive -														
10/02	at Hou	W	1/0	2	0	2	0.0	0	0	0	0	0	-	0	0	0	0	
10/09	at Cle	W	1/0	2	2	0	0.0	0	1	0	0	-	0	0	0	0	0	
10/17	Den	W	0/0	- Inactive -														
10/23	Sea	L	0/0	- Inactive -														
11/06	at Atl	W	1/0	3	0	3	0.0	0	0	0	0	-	0	0	0	0	0	
11/13	at SF	L	1/0	5	1	4	0.0	0	0	0	0	-	0	0	0	0	0	
11/20	KC	L	0/0	- Reserve/Injured -														
11/27	at Ari	W	0/0	- Reserve/Injured -														
12/04	at LV	L	0/0	- Reserve/Injured -														
12/11	Mia																	
12/18	Ten																	
12/26	at Ind																	
01/01	LAR																	
01/07	at Den																	
'22 TOTALS				6-6	4/0	12	3	9	0.0	0	1	0	0	-	0	0	0	0

CHRISTIAN COVINGTON NFL STATISTICS

Year	Team	GP	GS	- Tackles -					Yds	TFL	- Interceptions -					- Fumbles -			ST Tackles		
				Total	Solo	Asst	Sacks	No.			Yds	Lg	TD	PD	FF	FR	Yds				
2015	Houston	15	0	8	5	3	2.0	24	4	0	0	-	0	0	0	0	0	0	0		
2016	Houston	16	5	26	16	10	1.0	2	2	0	0	-	0	1	0	0	0	0	0		
2017	Houston	7	2	16	10	6	1.0	12	1	0	0	-	0	0	1	0	0	0	0		
2018	Houston	12	2	15	8	7	3.5	21	4	0	0	-	0	0	0	0	0	0	0		
2019	Dallas	16	6	28	20	8	1.0	4	4	0	0	-	0	1	0	0	0	0	0		
2020	Cincinnati	16	14	39	14	25	0.0	0	0	0	0	-	0	0	0	0	0	0	0		
2021	Los Angeles Chargers	16	3	52	30	22	1.0	6	3	0	0	-	0	0	1	0	0	0	0		
2022	Los Angeles Chargers	4	0	12	3	9	0.0	0	1	0	0	-	0	0	0	0	0	0	0		
NFL Totals		102	32	196	106	90	9.5	69	19	0	0	-	0	2	2	0	0	0	0		
POSTSEASON		Year	Team	GP	GS	- Tackles -					Yds	TFL	- Interceptions -					- Fumbles -			ST Tackles
Total	Solo					Asst	Sacks	No.	Yds	Lg			TD	PD	FF	FR	Yds				
2015	Houston	1	0	2	0	2	0.0	0	0	0	0	-	0	0	0	0	0	0	0	0	
2016	Houston	2	0	2	1	1	0.0	0	0	0	0	-	0	0	0	0	0	0	0	0	
2018	Houston	1	0	0	0	0	0.0	0	0	0	0	-	0	0	0	0	0	0	0	0	
Postseason Totals		4	0	4	1	3	0.0	0	0	0	0	-	0	0	0	0	0	0	0	0	



CHASE DANIEL ⚡ 4

QUARTERBACK | MISSOURI

6-0 | 229 lbs | SOUTHLAKE, TEXAS

FREE AGENT — 2021

EXPERIENCE: 13TH NFL SEASON

2ND YEAR WITH CHARGERS

2022: Made season debut in Week 2 at Kansas City, appearing on one snap following an injury to QB Justin Herbert...Active, did not play, in the season-opening win over the Raiders, as well as Weeks 3-8...Appeared for three plays in the second quarter against San Francisco in Week 10 on *Sunday Night Football*...Returned to active, did not play in Weeks 11-13...**at Kansas City (Sept. 15):** Saw action on one snap, handing off to RB Sony Michel on a four-yard gain, in the fourth quarter...**vs. Jacksonville (Sept. 25):** Active, did not play...**at San Francisco (Nov. 13):** Logged three snaps in the second quarter...Attempted two passes in his three offensive snaps...**vs. Kansas City (Nov. 20):** Active, did not play.

2022, LOS ANGELES CHARGERS																			
Date	Opp.	Res.	Games P/S	Passing															
				Att	Cmp	Pct.	Yards	TD	Int	Lg	Sk	Rating							
09/11	LV	W	0/0																
09/15	at KC	L	1/0	0	0	0.0	—	0	0	0	—	0	—	0	—				
09/29	Jax	L	0/0																
10/02	at Hou	W	0/0																
10/09	at Cle	W	0/0																
10/17	Den	W	0/0																
10/23	Sea	L	0/0																
11/06	at Atl	W	0/0																
11/13	at SF	L	1/0	2	0	0.0	0	0	0	—	1	39.6							
11/20	KC	L	0/0																
11/27	at Ari	W	0/0																
12/04	at LV	L	0/0																
12/11	Mia																		
12/18	Ten																		
12/26	at Ind																		
01/01	LAR																		
01/07	at Den																		
'22 TOTALS			2/0	2	0	0.0	0	0	0	—	1	39.6							

CHASE DANIEL NFL STATISTICS

Year	Team	GP	GS	— Passing —										— Rushing —					
				Att	Cmp	Pct.	Yards	Y/A	TD	Int	Lg	Sk	Lost	Rating	Att	Yds	Avg.	Lg	TD
2010	New Orleans	13	0	3	2	66.7	16	5.3	0	0	9	1	10	79.9	2	16	8.0	16	0
2011	New Orleans	16	0	5	4	80.0	29	5.8	0	0	14	0	0	90.8	3	-3	-1.0	-1	0
2012	New Orleans	16	0	1	1	100.0	10	10.0	0	0	10	0	0	108.3	3	17	5.7	19	0
2013	Kansas City	5	1	38	25	65.8	248	6.5	1	1	48	2	11	81.9	14	52	3.7	29	0
2014	Kansas City	3	1	28	16	57.1	157	5.6	0	0	30	4	17	73.1	4	15	3.8	9	0
2015	Kansas City	2	0	2	2	100.0	4	2.0	0	0	6	0	0	79.2	2	-2	-1.0	-1	0
2016	Philadelphia	1	0	1	1	100.0	16	16.0	0	0	16	0	0	118.8	0	0	—	—	0
2017	New Orleans	1	0	0	0	—	0	—	0	0	0	0	0	—	3	-2	-0.7	0	0
2018	Chicago	5	2	76	53	69.7	515	6.8	3	2	46	9	40	90.6	13	3	0.2	4	0
2019	Chicago	3	1	64	45	70.3	435	6.8	3	2	37	7	48	91.6	6	6	1.0	4	0
2020	Detroit	4	0	43	29	67.4	264	6.1	1	2	28	3	29	72.2	2	16	8.0	11	0
2021	Los Angeles Chargers	1	0	0	0	—	0	—	0	0	0	0	0	—	0	0	—	—	0
2022	Los Angeles Chargers	2	0	2	0	0.0	0	0	0	0	0	1	1	39.2	0	0	—	—	0
NFL Totals		72	5	263	178	67.7	1,694	6.4	8	7	48	27	156	84.4	52	118	2.3	29	0
Year	Team	GP	GS	— Passing —										— Rushing —					
				Att	Cmp	Pct.	Yards	Y/A	TD	Int	Lg	Sk	Lost	Rating	Att	Yds	Avg.	Lg	TD
2010	New Orleans	1	0	0	0	—	0	—	0	0	0	0	0	—	0	0	—	—	0
2011	New Orleans	2	0	0	0	—	0	—	0	0	0	0	0	—	0	0	—	—	0
2015	Kansas City	1	0	0	0	—	0	—	0	0	0	0	0	—	2	-2	-1.0	-1	0
Postseason Totals		4	0	0	0	—	0	—	0	0	0	0	0	—	2	-2	-1.0	-1	0



MICHAEL DAVIS ⚡ 43

CORNERBACK | BRIGHAM YOUNG

6-2 | 196 lbs | GLENDALE, CALIF.

FREE AGENT — 2017

EXPERIENCE: 6TH NFL SEASON

6TH YEAR WITH CHARGERS

2022: Through 12 games, has collected 45 tackles (34 solo) and ranks second on the team with seven passes defense...Set a single-game career-high with 10 tackles (eight solo) in Week 3 against the Jaguars...Totaled three solo stops in the season-opening win against the Raiders...**vs. Las Vegas (Sept. 11):** Started at CB and notched three solo stops in the winning effort...Helped anchor the defense in the Week 1 victory of the division-rival Raiders as the unit toled six sacks and three takeaways...**at Kansas City (Sept. 15):** Saw action on a team-high 26 special teams snaps...**vs. Jacksonville (Sept. 25):** Set a single-game career-high with 10 tackles (eight solo) in coverage...**at Houston (Oct. 2):** Contributed on special teams...**at Cleveland (Oct. 9):** Saw action on a team-high 21 special teams snaps, securing one tackle on kickoff coverage...**vs. Denver (Oct. 17):** Saw action as a primary corner in the second half, limiting the Broncos to -9 net passing yards in the second half and overtime...Finished the game with two tackles (one solo)...**vs. Seattle (Oct. 23):** Logged five tackles (four solo) in coverage...Started the game primarily contributing on special teams, before filling in at CB following the injury to J.C. Jackson...**at Atlanta (Nov. 6):** Started at CB and totaled a season-high seven tackles (four solo) and collected one pass defended... Supported a defense that held the Falcons to 114 net passing yards in the game...**at San Francisco (Nov. 13):** Logged six tackles (four solo) in pass coverage and run support...**vs. Kansas City (Nov. 20):**

Date	Opp.	Games		Tackles						Interceptions					Fumbles			
		Res.	P/S	Tot	So	As	Sk	Yd	TFL	No.	Yd	Lg	TD	PD	FF	FR		
09/11	LV	W	1/1	3	3	0	0.0	0	0	0	0	0	0	0	0	0	0	
09/15	at KC	L	1/0	0	0	0	0.0	0	0	0	0	0	0	0	0	0	0	
09/25	Jax	L	1/1	10	8	2	0.0	0	0	0	0	0	0	0	0	0	0	
10/02	at Hou	W	1/0	0	0	0	0.0	0	0	0	0	0	0	0	0	0	0	
10/09	at Cle	W	1/0	0	0	0	0.0	0	0	0	0	0	0	0	0	0	0	
10/17	Den	W	1/0	2	1	1	0.0	0	0	0	0	0	0	1	0	0	0	
10/23	Sea	L	1/0	5	4	1	0.0	0	1	0	0	0	0	0	0	0	0	
11/6	at Atl	W	1/1	7	4	3	0.0	0	0	0	0	0	0	1	0	0	0	
11/13	at SF	L	1/1	6	3	3	0.0	0	0	0	0	0	0	0	0	0	0	
11/20	KC	L	1/1	3	3	0	0.0	0	0	0	0	0	0	0	0	0	0	
11/27	at Ari	W	1/1	6	5	1	1.0	6	1	0	0	0	0	2	0	0	0	
12/04	at LV	L	1/1	3	3	0	0.0	0	0	0	0	0	0	0	3	0	0	
12/11	Mia																	
12/18	Ten																	
12/26	at Ind																	
01/01	LAR																	
01/07	at Den																	
'22 TOTALS			6-6	12/7	45	34	11	1.0	6	2	0	0	0	0	7	0	0	0

Supplied three solo tackles...**at Arizona (Nov. 27):** Started at CB and supplied six tackles (five solo), including a sack of QB Kyle Murray in the fourth quarter...On second-and-10, blitzed off of the edge and dropped Murray for a loss of six yards, forcing a third-and-long for the Cardinals and ensuing punt...**at Las Vegas (Dec. 4):** Helped the secondary by providing a season-high three passes defended in pass coverage, adding three solo stops on the day... Assisted the secondary in collecting six passes defended in total.

MICHAEL DAVIS NFL STATISTICS

Year	Team	GP	GS	— Tackles —				Yds	TFL	— Interceptions —					— Fumbles —			ST Tackles	
				Total	Solo	Asst	Sacks			No.	Yds	Lg	TD	PD	FF	FR	Yds		
2017	Los Angeles Chargers	15	0	4	3	1	0.0	0	0	0	0	—	0	1	0	0	0	0	14
2018	Los Angeles Chargers	16	9	44	35	9	0.0	0	0	0	0	—	0	8	1	0	0	0	6
2019	Los Angeles Chargers	12	12	39	31	8	0.0	0	0	2	15	15	0	9	0	0	0	0	0
2020	Los Angeles Chargers	16	14	63	48	15	0.0	0	2	3	86	78t	1	14	0	0	0	0	1
2021	Los Angeles Chargers	14	14	54	42	12	0.0	0	1	1	0	0	0	12	0	2	0	0	0
2022	Los Angeles Chargers	12	7	45	34	11	1.0	6	2	0	0	—	0	7	0	0	0	0	1
NFL Totals		85	56	246	190	56	1.0	6	5	6	101	78t	1	48	1	2	0	0	22
POSTSEASON				— Tackles —				— Interceptions —					— Fumbles —						
Year	Team	GP	GS	Total	Solo	Asst	Sacks	Yds	TFL	No.	Yds	Lg	TD	PD	FF	FR	Yds	ST Tackles	
2018	Los Angeles Chargers	2	2	7	5	2	0.0	0	0	0	0	—	0	2	0	0	0	0	
Postseason Totals		2	2	7	5	2	0.0	0	0	0	0	—	0	2	0	0	0	0	



TYELER DAVISON ⚡ 90

DEFENSIVE LINE | FRESNO STATE

6-2 | 310 lbs | PHOENIX, ARIZ.

PS (CLE) — 2022

EXPERIENCE: 8TH NFL SEASON

1ST YEAR WITH CHARGERS

2022: Joined the Chargers after spending five weeks on the Cleveland Browns practice squad...Has appeared in three games for the Bolts...Made his season-debut with the Chargers in Week 10 against the Chiefs...**vs. Kansas City (Nov. 20):** Made his season debut on *Sunday Night Football*, logging five snaps on defense... **at Arizona (Nov. 27):** Appeared in one snap on defense...**at Las Vegas (Dec. 4):** Appeared in 10 snaps on defense.

2019-21: Appeared in 44 games (38 starts) across three seasons for the Atlanta Falcons...Tallied 121 total tackles (51 solo), 1.5 sacks for eight yards, nine tackles for loss and one fumble recovery.

2015-18: Originally drafted by the Saints in the fifth round (154th overall) of the 2015 NFL Draft...Appeared in 61 games (48 starts) for New Orleans in his four years with the club...Tallied 95 total tackles (49 solo), 3.5 sacks for 18 yards, nine tackles for loss and three forced fumbles...Contributed to a defense that helped the Saints win two NFC South division titles in 2017 and 2018.

COLLEGE: In four years at Fresno State (2011-14), played in 53 games (40 starts) for the Bulldogs...Tallied 161 total tackles (96 solo) with 14.5 sacks for 86 yards, three forced fumbles, four fumble recoveries, and 28.5 tackles for loss...Started in every game for Fresno State in his final three years with the program... Was named First-Team All-Mountain West in as a sophomore in 2012 and senior in 2014, as well as being named Second-Team All-Mountain West as a junior in 2013...Tallied collegiate career-highs in with 61 tackles, 13 tackles for loss and 8.5 sacks in his

Date	Opp.	Res.	Games P/S	Tackles					Interceptions					Fumbles			
				Tot	So	As	Sk	Yd	TFL	No.	Yd	Lg	TD	PD	FF	FR	
09/11	LV	W	0/0	— Not on Roster —													
09/15	at KC	L	0/0	— Not on Roster —													
09/25	Jax	L	0/0	— Not on Roster —													
10/02	at Hou	W	0/0	— Not on Roster —													
10/09	at Cle	W	0/0	— Not on Roster —													
10/17	Den	W	0/0	— Not on Roster —													
10/23	Sea	L	0/0	— Not on Roster —													
11/06	at Atl	W	0/0	— Not on Roster —													
11/13	at SF	L	0/0	— Not on Roster —													
11/20	KC	L	1/0	0	0	0	0.0	0	0	0	0	0	0	0	0	0	0
11/27	at Ari	W	1/0	0	0	0	0.0	0	0	0	0	0	0	0	0	0	
12/04	at LV	L	1/0	0	0	0	0.0	0	0	0	0	0	0	0	0	0	
12/11	Mia																
12/18	Ten																
12/26	at Ind																
01/01	LAR																
01/07	at Den																
'22 TOTALS				6-6	3/0	0	0	0	0	0	0	0	0	0	0	0	0

senior season.

PERSONAL: Born in Phoenix, Ariz. ...Majored in criminology-law enforcement studies at Fresno State...**High School:** Attended Desert Mountain High School in Scottsdale, Ariz. ...Elected team captain in his senior year...Named First-Team All-Region as an offensive and defensive lineman...Awarded Offensive Lineman of the Year...Ended his high school career with 109 tackles and 13 sacks...Won an Arizona state championship as a wrestler in the heavyweight division.

TYELER DAVISON NFL STATISTICS

Year	Team	GP	GS	— Tackles —					Yds	TFL	— Interceptions —					— Fumbles —			ST Tackles
				Total	Solo	Asst	Sacks	No.			Yds	Lg	TD	PD	FF	FR	Yds		
2015	New Orleans Saints	16	5	18	10	8	1.5	8	4	0	0	—	0	0	0	0	0	0	0
2016	New Orleans Saints	15	15	23	9	14	0.0	0	0	0	0	—	0	2	0	0	0	0	0
2017	New Orleans Saints	16	16	31	22	9	0.0	0	3	0	0	—	0	1	2	0	0	0	0
2018	New Orleans Saints	14	12	23	8	15	2.0	10	2	0	0	—	0	1	1	0	0	0	0
2019	Atlanta Falcons	16	12	55	26	29	1.0	2	4	0	0	—	0	0	0	1	0	0	0
2020	Atlanta Falcons	16	15	36	15	21	0.5	6	2	0	0	—	0	0	0	0	0	0	0
2021	Atlanta Falcons	12	11	30	10	20	0.0	0	3	0	0	—	0	0	0	0	0	0	0
2022	Los Angeles Chargers	3	0	0	0	0	0.0	0	0	0	0	—	0	0	0	0	0	0	0
NFL Totals		108	86	216	100	116	5.0	26	18	0	0	—	0	4	3	1	0	0	0



CAMERON DICKER ⚡ 15

KICKER | TEXAS

6-1 | 216 lbs | Austin, Texas.

FREE AGENT — 2022

EXPERIENCE: ROOKIE

2022: Signed with the Los Angeles Rams as an undrafted free agent in 2022 and spent a portion of training camp with the team... Signed to the Eagles practice squad and elevated to the active roster prior to their Week 5 win at Arizona...Kicked a 23-yard field goal with 1:45 remaining in the fourth quarter to record his first-career game-winning field goal in his NFL debut...Signed to the practice squad prior to the Week 9 win at Atlanta, activated for the game and made his Chargers debut...Kicked a game-winning 37-yard field goal as time expired for his second game-winning field goal occurring under two minutes of regulation or overtime...Became the third rookie kicker since 1970 to convert two game-winning field goals for two different teams in a single season...**at Arizona (Oct. 9):** Converted on both of his field goal attempts (42, 23 yards) and tallied two made PATs to total eight points scored on the afternoon... Tallied a 23-yard field goal under two minutes in the fourth quarter to tally his first game-winning kick in his first career NFL game... **at Atlanta (Nov. 6):** Tallied two field goals (31, 37 yards) and two made PATs to record eight total points scored...Converted a 37-yard field goal as time expired for his second game-winning field goal in as many games played...**at San Francisco (Nov. 13):** Recorded three field goals (47, 25, 40) and one PAT to record a career-high 10 points...**vs. Kansas City (Nov. 20):** Tallied two field goals (46, 21) and three PATs for nine points on the day...**at Arizona (Nov. 27):** Tallied one field goal (26 yards) and two PATs for five points...Extended his perfect start to his career to 20 kicks (10 field goals, 10 PATs)...**at Las Vegas (Dec. 4):** Tallied two field goals (37, 34) on three attempts, as well as adding two PATs for eight total points.

COLLEGE: Over four seasons, appeared in 49 games for the Texas Longhorns...Finished collegiate career as the all-time leader in program history with 386 total points, 60 field goals made and 79 field goals attempted...Ranked second in Longhorns history with 206 extra points made and 210 extra points attempted...Recorded 70-consecutive extra point conversions between 2020-21, which is the fourth-longest streak in Texas history...Earned 2021 First-Team All-Big 12 honors as a punter...Earned Second-Team All-Big 12 honors as a placekicker in 2018 and 2020, as well as earning All-Big 12 honorable mention in 2019 and 2021...Converted 18 field goals in his freshman year in 2018, which are the most by a freshman in Texas history.

PERSONAL: Born in Hong King...Has lived in Shanghai, China and Taiwan...**High School:** Attended Lake Travis High School in Austin, Texas...Totaled 331 career points, made 34-of-43 (79.1 pct.) field goal attempts, and converted 229-232 (98.7 pct.) PATs...Earned two All-State selections...Ranked as the number four kicker by 247Sports in the 2017 class.

CAMERON DICKER NFL STATISTICS

Year	Team	GP	-- Field Goals --					-- PAT --			-- Total --	
			FG	FGA	Pct.	Lg	Blk	XP	XPA	Pct.	Block	Points
2022	Philadelphia Eagles	1	2	2	100.0	42	0	2	2	100.0	0	8
	Los Angeles Chargers	5	10	11	90.9	47	0	10	10	100.0	0	40
NFL Totals		6	12	13	92.3	47	0	12	12	100.0	0	48

Year	Team	-- 0-19 Yards --			-- 20-29 Yards --			-- 30-39 Yards --			-- 40-49 Yards --			-- 50+ Yards --		
		FG	FGA	Pct.	FG	FGA	Pct.	FG	FGA	Pct.	FG	FGA	Pct.	FG	FGA	Pct.
2022	Philadelphia Eagles	0	0	—	1	1	100.0	0	0	—	1	1	100.0	0	0	—
	Los Angeles Chargers	0	0	—	3	3	100.0	4	4	100.0	3	3	—	0	1	—
NFL Totals		0	0	—	4	4	100.0	4	4	100.0	4	4	100.0	0	1	.000



AUSTIN EKELER ⚡ 30

RUNNING BACK | WESTERN STATE COLORADO

5-10 | 200 lbs | EATON, COLO.

FREE AGENT — 2017

EXPERIENCE: 6TH NFL SEASON

6TH YEAR WITH CHARGERS

2022: Through 12 games, has recorded an NFL-record 85 receptions for 564 yards (6.6 avg.) and five touchdowns with 138 rushes for 589 yards (4.3 avg.) and seven touchdowns, totaling 1,153 yards from scrimmage and 12 scrimmage scores on the season...Leads all NFL running backs and ranks fourth among all pass-catchers with his 85 grabs...Eclipsed 1,000 yards from scrimmage for the second-straight year and third occurrence in of the last four seasons...With 12 scrimmage touchdowns, paces a four-way tie atop all AFC scorers and places tied for second among all NFL players...Including his 20 touchdowns last season, leads the league with 32 scrimmage scores since the start of 2021...Has three double-digit catch games this season, the most among NFL backs and the second-most in a single season by any running back in a single season in league history (Christian McCaffrey, 2019; 5 games)...Leads the league with four games of at least one rushing touchdown and one receiving touchdown this season, as his 10 such performances are tied for the fifth-most over a career by any player in NFL history...Has collected 28 first downs receiving this season, leading all NFL running backs... Found the end zone on three occasions in the Week 4 win over Houston, marking his fourth-career three-plus TD outing, which ties for second-most across the NFL since 2019 and are second-most by any player in Chargers history...Reached 25 career receiving touchdowns in the win over Houston, becoming the youngest running back in the common draft era to reach the mark (27 years, 138 days)...Rushed for a career-high 173 yards in the Week 5 win at Cleveland, totaling two scrimmage touchdowns to take his career total to 50 total touchdowns...Collected 199 yards from scrimmage in the Week 5 win at Cleveland, the highest single-game mark in the NFL through the league's first five weeks...Registered eighth career game with at least one touchdown rushing and one touchdown receiving, the most in the NFL since 2019 and the most ever by an undrafted running back... Became the first running back since the NFL-AFL Merger (1970) to record multiple receiving touchdowns in each of the first six seasons of a career...Hitting paydirt on the ground in the Week 6 win over Denver on *Monday Night Football*, became just the eighth running back in league annals to reach both 25 rushing touchdowns and 25 receiving touchdowns over a career...In Week 7, led the team with a season-best 12 receptions, logging his second 10-catch outing of the season and the fifth such game of his career, which ranks second-most by any RB since 2019 (7; Christian McCaffrey)...Moved the chains through the air on seven occasions, marking the second-most receiving first downs by any running back in a single game in NFL history, the first occurrence by any back in the league since 2019 (Christian McCaffrey)... Collected his third outing with at least one rushing TD and one receiving TD, the most among all players in the NFL this season through Week 7...In the Week 9 win at Atlanta, collected his 10th career game with at least one rushing touchdown and one receiving touchdown, becoming just the third player to reach 10 such games in their first six seasons in NFL history...With 10 scores, became the fourth undrafted player in the common-draft

2022, LOS ANGELES CHARGERS																
Date	Opp.	Res.	Games		Rushing					Receiving					Scrim Yds	
			P/S	Att	Yds	Avg.	Lg	TD	No.	Yds	Avg.	Lg	TD			
09/11	LV	W	1/1	14	36	2.6	8	0	4	36	9.0	13	0	72		
09/15	at KC	L	1/1	14	39	2.8	8	0	9	55	6.1	21	0	94		
09/25	Jax	L	1/1	4	5	1.3	3	0	8	48	6.0	12	0	53		
10/02	at Hou	W	1/1	13	60	4.6	20	2	6	49	8.2	21	1	109		
10/09	at Cle	W	1/1	16	173	10.8	71	1	4	26	6.5	12	1	199		
10/17	Den	W	1/1	14	36	2.6	11	1	10	47	4.7	9	0	83		
10/23	Sea	L	1/1	9	31	3.4	13	1	12	96	8.0	23	1	127		
11/06	at Atl	W	1/1	14	47	3.4	9	1	7	24	3.4	13	1	71		
11/13	at SF	L	1/1	6	24	4.0	12	0	7	39	5.6	14	0	63		
11/20	KC	L	1/1	19	83	4.4	9	1	2	17	8.5	11	0	100		
11/27	at Ari	W	1/1	5	20	4.0	9	0	11	60	5.5	12	1	80		
12/04	at LV	L	1/1	10	35	3.5	8	0	5	67	13.4	18	0	102		
12/11	Mia															
12/18	Ten															
12/26	at Ind															
01/01	LAR															
01/07	at Den															
'22 TOTALS				6-6	12/12	138	589	4.3	71	7	85	564	6.6	23	5	1,153

era to tally at least 10 touchdowns in at least three different seasons...Hauled in seven catches against San Francisco on *Sunday Night Football*, marking his fourth-straight game with at least seven grabs to tie for the second-longest stretch by a running back since 2000...Caught two passes on *Sunday Night Football* in Week 11, registering 69 total receptions through the first 10 games, the most by any player in NFL history...Added a rushing score in Week 11, taking his season total to 11 scrimmage touchdowns, which tie for the most in the AFC through the first 11 weeks...In the Week 12 win at Arizona, reached 80 catches on the season with 11 grabs in the contest, the most by a running back through their team's first 11 games in NFL history...The 10-catch outing marked his third of the season, the most by a running back this season and the second-most by any back in a single season in league annals (Christian McCaffrey, 2019; 5 games)...Marked fifth receiving score of the season and seventh game out of the team's last eight outings with at least one scrimmage touchdown...With five catches in Week 13 at Las Vegas, broke the NFL record for most receptions (85) by a running back in their team's first 12 games in a single season...**vs. Las Vegas (Sept. 11):** Led the rushing attack in the win over Las Vegas with 14 carries for 36 yards (2.6 avg.), adding a team-high four receptions out of the backfield for 36 yards (9.0 avg.) through the air...Of his four receptions, three went for first downs...**at Kansas City (Sept. 15):** Accounted for a team-best nine catches, totaling 55 yards receiving, as well as 39 yards on 14 rushing attempts (2.8 avg.) to secure 94 scrimmage yards...**vs. Jacksonville (Sept. 25):** Led the offense with eight catches for 48 yards (6.0 avg.)...On his second reception of the game, helped QB Justin Herbert reach his 900th career completion in his 35th career game, doing so faster than any passer in league history...**at Houston (Oct. 2):** Rushed 13 times for 60 yards (4.6 avg.) and two touchdowns, adding 49 yards receiving on six catches with a touchdown to total 109 yards from scrimmage, helping the unit net a season-high 419 yards of total offense... Found the end zone three times in the final three quarters, registering his fourth-career three-plus-TD performance...Took scrimmage TD total since the start of last season to 23, the most

by any player in the NFL... Reached 25 career receiving touchdowns in the win over Houston, becoming the youngest running back in the common draft era to reach the mark (27 years, 138 days)...**at Cleveland (Oct. 9):** Tallied a career-best 173 yards on the ground on 16 carries (10.8 avg.), adding 26 yards receiving to total 199 yards from scrimmage, the highest single-game output by any player in the NFL through the first five weeks...Totaled two scrimmage touchdowns, taking his career total to 50...Registered eighth career game with at least one touchdown rushing and one touchdown receiving, the most in the NFL since 2019 and the most ever by an undrafted running back...Became the first running back since the NFL-AFL Merger (1970) to record multiple receiving touchdowns in each of the first six seasons of a career...In the first quarter, broke free for a 71-yard rush, the fourth-longest non-scoring run in franchise history...The 71-yard scamper registered as the third-longest rush through Week 5 of the NFL season...Along with WR Mike Williams (134 yards), became the first Chargers duo to hit the century mark in rushing and receiving in the same game since 2019 when he hit both accolades himself...Helped the offensive unit collect a season-high 465 yards from scrimmage and 26 first downs...**vs. Denver (Oct. 17):** Hauled in a team-best 10 passes for 47 yards (4.7 avg.), along with 36 yards on 14 carries (2.6 avg.) and one rushing score to rack up 83 yards from scrimmage...The rushing touchdown took his career total to 25, becoming the eighth player in league history to accumulate both 25 rushing and 25 receiving touchdowns...**vs. Seattle (Oct. 23):** Led the receiving efforts with a season-high with 12 receptions, his most since 2019, for 96 yards (8.0 avg.)...Collected 127 yards from scrimmage with 31 yards on the ground, marking third performance of 100-plus yards from scrimmage over the last four games...Collected seven receiving first downs, marking the second-most receiving first downs by any running back in a single game in NFL history, the first occurrence by any back in the league since 2019 (Christian McCaffrey)...Collected his third outing with at least one rushing TD and one receiving TD, the most among all players in the NFL through Week 7...Added 31 yards on nine carries (3.4 avg.) with a touchdown...**at Atlanta (Nov. 6):** Rushed 14 times for 47 yards (3.4 avg.) and a touchdown with seven catches for 24 yards (3.4 avg.) and a touchdown...Reached 10 career games with at least one rushing touchdown and one receiving touchdown, his league-leading fourth such game this season, becoming just the third player to reach 10 such games in their first six seasons in NFL history...Of his seven receptions, three either converted for a first down or found the end zone...Each of his two scrimmage touchdowns occurred in the first half, taking his season total for

first-half touchdowns to a league-leading seven...**at San Francisco (Nov. 13):** Led the offense's receiving efforts with seven catches for 39 yards (5.6 avg.), adding six carries for 24 yards (4.0 avg.) on the ground...With seven catches, tied Alvin Kamara (2020) for the most by a running back through the first nine games of a season in NFL history...Recorded at least seven catches for the fourth-straight game, tying for the second-longest stretch by a running back since 2000...**vs. Kansas City (Nov. 20):** Rushed for 83 yards 19 carries (4.4 avg.), adding 17 yards receiving on two catches to reach 100 scrimmage yards on the day, his 25th career game with at least 100 yards from scrimmage and fourth occurrence this season...His two receptions gave him 69 on the year, good for the most in NFL history by a running back through their team's first 10 games of a season...With his second-quarter rushing touchdown, reached 11 total scores from scrimmage this year, which tied for second-most in the NFL...**at Arizona (Nov. 27):** Caught a game-high 11 passes for 60 yards (5.5 avg.), including the touchdown to set up the game-winning two-point conversion late in the fourth quarter, and added 20 yards on five carries (4.0 avg.) to notch 80 yards from scrimmage on the afternoon and eclipse 1,000 yards from scrimmage on the season...Reached 80 catches on the season, the most by a running back through their team's first 11 games in NFL history...The 10-catch outing marked his third of the season, the most by a running back this season and the second-most by any back in a single season in league annals (Christian McCaffrey, 2019; 5 games)...Marked fifth receiving score of the season and seventh game out of the team's last eight outings with at least one scrimmage touchdown...On third down of the final offensive drive, nearing the goal line, caught a screen to the left and took the grab 10 yards for a first down with less than 25 seconds remaining, giving the offense a fresh set of downs and the ball spotted at the one-yard line...On the following play, caught a pass in the flat to the right and turned upfield, breaking the plane of the goalline and hitting the pylon to secure the touchdown, setting up the eventual game-winning two-point conversion...With 12 scrimmage touchdowns on the season, ties for the most in the AFC and is tied for second-most in the NFL...**at Las Vegas (Dec. 4):** Accounted for five receptions for 67 yards (13.4 avg.), adding 35 yards on the ground on 10 rushes (3.5 avg.) to total 102 yards from scrimmage, his fifth outing with 100-plus scrimmage yards on the season and the 26th such game of his career...With five receptions, secured the NFL record for most catches by a running back in the first 12 games of a single season in NFL history.

AUSTIN EKELER NFL STATISTICS

Year	Team	GP	GS	-- Rushing --					-- Receiving --					-- Scrimmage --
				Att	Yds	Avg.	Lg	TD	No.	Yds	Avg.	Lg	TD	Yards
2017	Los Angeles Chargers	16	0	47	260	5.5	35t	2	27	279	10.3	38	3	539
2018	Los Angeles Chargers	14	3	106	554	5.2	41	3	39	404	10.4	44t	3	958
2019	Los Angeles Chargers	16	8	132	557	4.2	35	3	92	993	10.8	84t	8	1,550
2020	Los Angeles Chargers	10	10	116	530	4.6	27	1	54	403	7.5	28	2	933
2021	Los Angeles Chargers	16	16	206	911	4.4	28	12	70	647	9.2	40	8	1,558
2022	Los Angeles Chargers	12	12	138	589	4.3	71	7	85	564	6.6	23	5	1,153
NFL Totals		84	49	745	3,401	4.6	71	28	367	3,290	9.0	84t	29	6,691

Year	Team	No.	-- Kickoff Returns --				-- Punt Returns --				-- All-Purpose --	
			Yds	Avg.	Lg	TD	No.	FC	Yds	Avg.	Lg	TD
2017	Los Angeles Chargers	5	85	17.0	22	0	0	0	0	0	0	624
2018	Los Angeles Chargers	0	0	0	0	0	0	0	0	0	0	958
2019	Los Angeles Chargers	0	0	0	0	0	0	0	0	0	0	1,550
2020	Los Angeles Chargers	0	0	0	0	0	0	0	0	0	0	933
2021	Los Angeles Chargers	0	0	0	0	0	0	0	0	0	0	1,558
2022	Los Angeles Chargers	0	0	0	0	0	0	0	0	0	0	1,153
NFL Totals		5	85	17.0	22	0	0	0	0	0	0	6,759

Year	Team	GP	GS	-- Receiving --					-- Rushing --					-- Scrimmage --
				No.	Yds	Avg.	Lg	TD	Att	Yds	Avg.	Lg	TD	Yards
2018	Los Angeles Chargers	2	0	11	29	2.6	7	0	7	33	4.7	9	0	62
Postseason Totals		2	0	11	29	2.6	7	0	7	33	4.7	9	0	62



GERALD EVERETT ⚡ 7

TIGHT END | SOUTH ALABAMA

6-3 | 240 lbs | ATLANTA, GA.

UFA (SEA) — 2022

EXPERIENCE: 6TH NFL SEASON

1ST YEAR WITH CHARGERS

2022: In his 11 games (seven starts) as a member of the Chargers, caught 43 passes for 462 yards (10.7 avg.) with a long of 26 yards and two touchdowns...His 462 receiving yards and 42.0 yards per game rank fifth by a tight end in the AFC this season, as well as the most through the first 11 games of a season in his career...**vs. Las Vegas (Sept. 11):** Opened the season with three receptions for 54 yards (18.0 avg.) and a touchdown...On the opening drive, with the Chargers facing a third-and-eight, hauled in a pass across the middle to secure a first down and propel the offense's opening drive to an eventual score...On the offense's first possession of the second half, caught a contested attempt in coverage inside of the Raiders' five-yard line, pushing his way into the end zone for his first touchdown as a member of the Chargers and the 13th of his career...**at Kansas City (Sept. 15):** Started at TE and tallied 71 receiving yards on six receptions (11.8 avg.) with a long of 26 yards...His six receptions were tied for the fourth-most in a single game in his career...**vs. Jacksonville (Sept. 25):** Started at TE and hauled in two catches for 25 yards (12.5 avg.)...**at Houston (Oct. 2):** Started at TE and caught five passes for 61 yards (12.2 avg) and one touchdown...helped the offense take advantage of an early takeaway by the defense by catching a 18-yard touchdown pass from QB Justin Herbert...**at Cleveland (Oct. 9):** Started at TE and hauled in one reception for two yards...**vs. Denver (Oct. 17):** Tallied five receptions for 29 yards (5.8 avg)...Has produced three games of five-plus receptions, which are tied for the most such games in his career... **vs. Seattle (Oct. 23):** Compiled five receptions for 63 yards (12.6 avg.) with a long of 24 yards...Caught three passes for a first down, tying a season high...**at Atlanta (Nov. 6):** Tallied

Date	Opp.	Res.	Games		Receiving					Rushing					Scrim Yds
			P/S	No.	Yds	Avg.	Lg	TD	Att	Yds	Avg.	Lg	TD		
09/11	LV	W	1/1	3	54	18.0	25	1	0	0	—	—	0	54	
09/15	at KC	L	1/1	6	71	11.8	26	0	0	0	—	—	0	71	
09/25	Jax	L	1/1	2	25	12.5	14	0	0	0	—	—	0	25	
10/02	at Hou	W	1/1	5	61	12.2	18t	1	0	0	—	—	0	61	
10/09	at Cle	W	1/1	1	2	2.0	2	0	0	0	—	—	0	2	
10/17	Den	W	1/0	5	29	5.8	9	0	0	0	—	—	0	29	
10/23	Sea	L	1/0	5	63	12.6	24	0	0	0	—	—	0	63	
11/06	at Atl	W	1/0	5	36	7.2	16	0	1	0	0	0	0	36	
11/13	at SF	L	1/1	2	23	11.5	17	0	0	0	—	—	0	23	
11/20	KC	L	0/0	—	Inactive	—	—	—	—	—	—	—	—	—	
11/27	at Ari	W	1/0	4	18	4.5	10	0	0	0	—	—	0	18	
12/04	at LV	L	1/1	5	80	16.0	19	0	0	0	—	—	0	80	
12/11	Mia														
12/18	Ten														
12/26	at Ind														
01/01	LAR														
01/07	at Den														
'22 TOTALS	6-6	11/7		43	462	10.7	26	2	1	0	—	—	0	462	

36 receiving yards on five catches (7.2 avg)...hauled in a 12-yard pass in the second quarter to extend the drive that ended in the offense's first touchdown of the day...**at San Francisco (Nov. 13):** Recorded two receptions for 23 yards (11.5 avg.) before leaving the game due to injury...**vs. Kansas City (Nov. 20):** Inactive (groin)...**at Arizona (Nov. 27):** Tallied four receptions for 18 yards (4.5 avg.)...Caught the game-winning two-point conversion with under a minute left in the fourth quarter following a RB Austin Ekeler touchdown...**at Las Vegas (Dec. 4):** Started at TE... Recorded a season-high tying five receptions for a season-high 80 yards (16.0 avg.) with a long of 19 yards.

GERALD EVERETT NFL STATISTICS

Year	Team	GP	GS	— Receiving —					— Rushing —					— Scrimmage —
				No.	Yds	Avg.	Lg	TD	Att	Yds	Avg.	Lg	TD	Yards
2017	Los Angeles Rams	16	2	16	244	15.3	69	2	1	13	13.0	13	0	257
2018	Los Angeles Rams	16	0	33	320	9.7	40t	3	2	16	8.0	12	0	336
2019	Los Angeles Rams	13	2	37	408	11.0	33	2	1	0	0.0	0	0	408
2020	Los Angeles Rams	16	7	41	417	10.2	40	1	1	2	2.0	2t	1	419
2021	Seattle	15	12	48	478	10.0	41	4	3	20	6.7	13	0	498
2022	Los Angeles Chargers	11	7	43	462	10.7	26	2	1	0	—	—	0	462
NFL Totals87	30		218	2,329	10.7	69	14	9	51	5.7	13	1	2,380
Year	Team	GP	GS	— Receiving —					— Rushing —					— Scrimmage —
				No.	Yds	Avg.	Lg	TD	Att	Yds	Avg.	Lg	TD	Yards
2017	Los Angeles Rams	1	0	1	4	4.0	4	0	0	0	—	—	0	4
2018	Los Angeles Rams	3	1	2	50	25.0	39	0	0	0	—	—	0	50
2020	Los Angeles Rams	2	1	0	0	—	—	0	0	0	—	—	0	0
Postseason Totals6	2		3	54	18.0	39	0	0	0	—	—	0	54



BREIDEN FEHOKO ⚡ 96

DEFENSIVE LINE | LOUISIANA STATE

6-3 | 300 lbs | HONOLULU, HAWAII

FREE AGENT — 2020

EXPERIENCE: 2ND NFL SEASON

3RD YEAR WITH CHARGERS

2022: Over four games played, has collected 11 tackles (six solo) on the defensive front...Signed to the active roster prior to Week 10 and made season debut on *Sunday Night Football* against the 49ers...**vs. Las Vegas (Sept. 11):** Inactive (healthy scratch)...**at San Francisco (Nov. 13):** Made season debut, totaling four tackles (one solo) as a primary asset along the defensive front in run support...**vs. Kansas City (Nov. 20):** Provided two solo stops in the primetime matchup...**at Arizona (Nov. 27):** Totaled three tackles (two solo) in run support...**at Las Vegas (Dec. 4):** Supplied tw tackles (one solo) in run support, each of which occurred in the third quarter.

Date	Opp.	Res.	Games P/S	Tackles							Interceptions				Fumbles		
				Tot	So	As	Sk	Yd	TFL	No.	Yd	Lg	TD	PD	FF	FR	
09/11	LV	W	0/0	— Inactive —													
09/15	at KC	L	0/0	— Practice Squad —													
09/25	Jax	L	0/0	— Practice Squad —													
10/02	at Hou	W	0/0	— Practice Squad —													
10/09	at Cle	W	0/0	— Practice Squad —													
10/17	Den	W	0/0	— Practice Squad —													
10/23	Sea	L	0/0	— Practice Squad —													
11/06	at Atl	W	0/0	— Practice Squad —													
11/13	at SF	L	1/0	4	1	3	0.0	0	0	0	0	0	—	0	0	0	0
11/20	KC	L	1/0	2	2	0	0.0	0	0	0	0	0	—	0	0	0	0
11/27	at Ari	W	1/0	3	2	1	0.0	0	0	0	0	0	—	0	0	0	0
12/04	at LV	L	1/0	2	1	1	0.0	0	0	0	0	0	—	0	0	0	0
12/11	Mia																
12/18	Ten																
12/26	at Ind																
01/01	LAR																
01/07	at Den																
'22 TOTALS			6-6	4/0	11	6	5	0	0	0	0	0	0	—	0	0	0

BREIDEN FEHOKO NFL STATISTICS

Year	Team	GP	GS	— Tackles —						— Interceptions —					— Fumbles —			ST Tackles
				Total	Solo	Asst	Sacks	Yds	TFL	No.	Yds	Lg	TD	PD	FF	FR	Yds	
2020	Los Angeles Chargers	2	0	0	0	0	0.0	0	0	0	0	—	0	0	0	0	0	0
2021	Los Angeles Chargers	8	1	13	5	8	0.0	0	0	0	0	—	0	0	0	0	0	0
2022	Los Angeles Chargers	4	0	11	6	5	0.0	0	0	0	0	—	0	0	0	0	0	0
NFL Totals		14	1	24	11	13	0.0	0	0	0	0	—	0	0	0	0	0	0



MATT FEILER ⚡ 71

GUARD | BLOOMSBURG (PA.)

6-6 | 330 lbs | STRASBURG, PA.

UFA (PIT) — 2021

EXPERIENCE: 6TH NFL SEASON

2ND YEAR WITH CHARGERS

2022: Started 12 games at LG to open the season.....Contributed to an offensive line that had allowed 10 sacks through eight games, which was the lowest mark allowed by an offensive line in the NFL through Week 9...Opened the season by anchoring an offensive front that did not allow a sack in the season-opening win against the Raiders...Assisted the offensive line in allowing zero sacks en route to a Week 9 win over the Atlanta Falcons...**vs. Las Vegas (Sept. 11):** Started at LG and helped the offensive line to not surrender a sack on the day...Kept QB Justin Herbert upright as the signal-caller produced the fourth-best passerating (129.4) by a Chargers QB in a season opener in franchise history...Protected Herbert as he collected his 80th career total touchdown, doing so in his 33rd career game, the second-fastest by any player in league annals...**at Kansas City (Sept. 15):** Started at LG...Protected QB Justin Herbert as he threw for 334 yards and three touchdowns, extending his passing touchdown streak to 23 games, which is the second-longest active streak in the NFL and tied for the third-longest in Chargers history...**vs. Jacksonville (Sept. 25):** Started at LG and blocked for Herbert to help him surpass 900-career completions and 10,000-career passing yards...**at Houston (Oct. 2):** Started at LG and helped block RB Austin Ekeler en route to his fourth-career three-touchdown game...Protected QB Justin Herbert to help him achieve his 19th-career 300+-passing yard game, which are tied with QB Andrew Luck for most such games through three seasons in NFL history...helped the offense collect 27 points in the first half, which were the most by the Chargers in the first half since 2018...**at Cleveland (Oct. 9):** Started at LG...Blocked for RB Austin Ekeler en route to a career-high 173 rushing yards and his 50th-career scrimmage touchdown...also helped Ekeler become the first running back in the common draft era (since 1967) to record multiple receiving touchdowns in each of the first six seasons of a career...also protected QB Justin Herbert in his 26th consecutive game with a touchdown pass...**vs. Denver (Oct. 17):** Started at LG... Helped block for QB Justin Herbert to become the fastest player in NFL history to complete 1,000 passes, doing so in 38 games...

MATT FEILER NFL GAMES

Year	Team	GP	GS
2016	Pittsburgh	1	0
2017	Pittsburgh	5	1
2018	Pittsburgh	11	10
2019	Pittsburgh	16	16
2020	Pittsburgh	13	13
2021	Los Angeles Chargers	16	16
2022	Los Angeles Chargers	12	12
NFL Totals		73	66
POSTSEASON			
Year	Team	GP	GS
2020	Pittsburgh	1	1
Postseason Totals		1	1

vs. Seattle (Oct. 23): Started at LG...Blocked for QB Justin Herbert en route to throwing his 80th-career touchdown in his 39th-career game, becoming the fourth player in league history to throw at least 80 touchdowns within a players' first 40 games played...**at Atlanta (Nov. 6):** Started at LG...Helped the offensive line allow zero sacks for the second time this season...Protected QB Justin Herbert en route to setting the record for most completed passes in a player's first three seasons in NFL history, passing QB Andrew Luck's mark of 1,062 completions in the fourth quarter...**at San Francisco (Nov. 13):** Started at LG and appeared in all 58 offensive snaps...**vs. Kansas City (Nov. 20):** Started the game at LG...helped QB Justin Herbert surpass 12,000 career passing yards in his 42nd career game, becoming the second-fastest quarterback in NFL history to pass that mark...**at Arizona (Nov. 27):** Started the game at LG...Helped block for QB Justin Herbert to help him tally the second-most touchdown passes and passing yards through a player's first three seasons in NFL history...**at Las Vegas (Dec. 4):** Started the game at LG...Blocked for QB Justin Herbert on his way to throwing over 300 yards for the 20th time in his career, the most by a QB through a player's first three professional seasons in NFL history.



MORGAN FOX ⚡ 56

DEFENSIVE LINEMAN | COLORADO STATE-PUEBLO

6-3 | 275 lbs | FOUNTAIN, COLO.

FREE AGENT — 2022

EXPERIENCE: 6TH NFL SEASON

1ST YEAR WITH CHARGERS

2022: Through 12 games (seven starts) has collected 25 tackles (15 solo), 2.5 sacks, three tackles for loss and seven quarterback hits...In his first game as a member of the Chargers, partnered with OLB Joey Bosa to secure a fourth-quarter sack of Raiders QB Derek Carr in the season-opening win against the Raiders... Collected a QB hit on fourth down of the opening drive in Week 3, forcing a failed fourth-down conversion attempt...Dropped Texans QB Davis Mills for a loss of 10 yards on third-and-21 in the first quarter of Los Angeles' Week 4 road win...**vs. Las Vegas (Sept. 11):** Secured half of a sack of QB Derek Carr in the fourth quarter to help secure the late victory for the Bolts in his first game with the club...Finished the outing with two tackles...**at Kansas City (Sept. 15):** Supplied two tackles (one solo) in run support...**vs. Jacksonville (Sept. 25):** Started at DL...On fourth-and-five on the game's opening drive, registered a QB hit on Trevor Lawrence to help force the incompletion and failed fourth-down attempt of the Jaguars...**at Houston (Oct. 2):** Tallied one sack in the road win...Dropped QB Davis Mills for a loss of 10 yards on third-and-21, forcing an ensuing Texans punt...Finished the game with one solo stop...**at Cleveland (Oct. 9):** Started at DL and supplied one solo stop in run support, dropping RB Kareem Hunt in the first quarter after a short gain...**vs. Denver (Oct. 17):** Logged one tackle in run support...Provided a sack of QB Russell Wilson in first quarter that was negated by a false start penalty...**vs. Seattle (Oct. 23):** Dropped QB Geno Smith for a loss of 10 yards on third-and-six in the third quarter, forcing the Seahawks to settle for a field goal try...**at Atlanta (Nov. 6):** Notched a season-high three tackles (two solo) in the winning effort, supporting a defense that held the

2022, LOS ANGELES CHARGERS																		
Date	Opp.	Res.	Games		Tackles						Interceptions				Fumbles			
			P/S	Tot	So	As	Sk	Yd	TFL	No.	Yd	Lg	TD	PD	FF	FR		
09/11	LV	W	1/0	2	0	2	0.5	2.5	0	0	0	0	0	0	0	0	0	
09/15	at KC	L	1/0	2	1	1	0.0	0	0	0	0	0	0	0	0	0	0	
09/25	Jax	L	1/1	0	0	0	0.0	0	0	0	0	0	0	0	0	0	0	
10/02	at Hou	W	1/0	1	1	0	1.0	10	1	0	0	0	0	0	0	0	0	
10/09	at Cle	W	1/1	1	1	0	0.0	0	0	0	0	0	0	0	0	0	0	
10/17	Den	W	1/1	1	0	1	0.0	0	0	0	0	0	0	0	0	0	0	
10/23	Sea	L	1/0	1	1	0	1.0	10	1	0	0	0	0	0	0	0	0	
11/6	at Atl	W	1/1	3	2	1	0.0	0	0	0	0	0	0	0	0	0	0	
11/13	at SF	L	1/0	2	1	1	0.0	0	0	0	0	0	0	0	0	0	0	
11/20	KC	L	1/1	4	3	1	0.0	0	1	0	0	0	0	0	0	0	0	
11/27	at Ari	W	1/1	4	3	1	0.0	0	0	0	0	0	0	0	0	0	0	
12/04	at LV	L	1/1	4	2	2	0.0	0	0	0	0	0	0	0	0	0	0	
12/11	Mia																	
12/18	Ten																	
12/26	at Ind																	
01/01	LAR																	
01/07	at Den																	
'22 TOTALS				6-6	12/7	25	15	10	2.5	21.5	3	0	0	0	0	0	0	0

Falcons to 114 net passing yards in the game...**at San Francisco (Nov. 13):** Notched two tackles (one solo) in run support...**vs. Kansas City (Nov. 20):** Collected four tackles (three solo) in the primetime matchup, one of which registered as a tackle for loss... On third-and-one in the third quarter, partnered with DL Joe Gaziano to drop RB Isiah Pacheco for a loss of one yard, forcing the Chiefs to settle for a field goal...**at Arizona (Nov. 27):** Supplied four tackles (three solo) in the road victory...**at Las Vegas (Dec. 4):** For the third-straight game, notched four tackles, two of which were solo stops...On a second-down pass attempt in the third quarter, registered a QB hit on QB Derek Carr.

MORGAN FOX NFL STATISTICS

Year	Team	GP	GS	— Tackles —						— Interceptions —					— Fumbles —			
				Total	Solo	Asst	Sacks	Yds	TFL	No.	Yds	Lg	TD	PD	FF	FR	Yds	ST Tackles
2016	Los Angeles Rams	4	0	5	3	2	0.0	0	1	0	0	0	0	0	1	1	0	0
2017	Los Angeles Rams	16	1	19	14	5	2.5	0	2	0	0	0	0	0	1	1	0	0
2019	Los Angeles Rams	16	3	18	12	6	2.0	9	3	0	0	0	0	0	0	0	0	0
2020	Los Angeles Rams	16	2	27	21	6	6.0	56	8	0	0	0	0	2	1	1	0	0
2021	Carolina	17	9	34	16	18	1.5	8	2	0	0	0	0	0	1	1	3	0
2022	Los Angeles Chargers	12	7	25	15	10	2.5	21.5	3	0	0	0	0	0	0	0	0	0
NFL Totals		81	22	128	81	47	14.5	108.0	19	0	0	0	0	2	4	4	3	0
Year	Team	GP	GS	— Tackles —						— Interceptions —					— Fumbles —			
				Total	Solo	Asst	Sacks	Yds	TFL	No.	Yds	Lg	TD	PD	FF	FR	Yds	ST Tackles
2017	Los Angeles Rams	1	0	5	4	1	0.5	1.5	0	0	0	0	0	0	0	0	0	0
2020	Los Angeles Rams	2	1	3	3	0	1.0	6	2	0	0	0	0	0	0	0	0	0
Postseason Totals		3	1	8	7	1	1.5	7.5	2	0	0	0	0	0	0	0	0	0



JOE GAZIANO ⚡ 92

DEFENSIVE LINE | NORTHWESTERN

6-4 | 280 lbs | SCITUATE, MASS.

FREE AGENT — 2020

EXPERIENCE: 2ND NFL SEASON

3RD YEAR WITH CHARGERS

2022: Spent the first nine weeks of the season on the practice squad before signing to the active roster prior to the Week 10 contest against the Kansas City Chiefs...**vs. Kansas City (Nov. 20):** Made his season debut on *Sunday Night Football*, logging three total tackles (two solo), all in run support...**at Arizona (Nov. 27):** Gathered one tackle defensively in run support, providing assistance on special teams, as well...**at Las Vegas (Dec. 4):** Secured two tackles (one solo) defensively, but provided a blocked field goal on special teams to prevent the Raiders from tying the game heading into halftime, his first career blocked field goal.

2022, LOS ANGELES CHARGERS																		
Date	Opp.	Res.	Games P/S	Tackles					Interceptions				Fumbles					
				Tot	So	As	Sk	Yd	TFL	No.	Yd	Lg	TD	PD	FF	FR		
09/11	LV	W	0/0	— Practice Squad —														
09/15	at KC	L	0/0	— Practice Squad —														
09/25	Jax	L	0/0	— Practice Squad —														
10/02	at Hou	W	0/0	— Practice Squad —														
10/09	at Cle	W	0/0	— Practice Squad —														
10/17	Den	W	0/0	— Practice Squad —														
10/23	Sea	L	0/0	— Practice Squad —														
11/06	at Atl	W	0/0	— Practice Squad —														
11/13	at SF	L	0/0	— Practice Squad —														
11/20	KC	L	1/0	3	2	1	0.0	0	0	0	0	0	—	0	0	0	0	
11/27	at Ari	W	1/0	1	1	0	0.0	0	0	0	0	0	—	0	0	0	0	
12/04	at LV	L	1/0	2	1	1	0.0	0	0	0	0	0	—	0	0	0	0	
12/11	Mia	Ten																
12/18	Ten																	
12/26	at Ind																	
01/01	LAR																	
01/07	at Den																	
'22 TOTALS			6-6	3/0	6	4	2	0	0	0	0	0	0	—	0	0	0	0

JOE GAZIANO NFL STATISTICS

Year	Team	GP	GS	— Tackles —					Yds	TFL	— Interceptions —					— Fumbles —			ST Tackles
				Total	Solo	Asst	Sacks	No.			Yds	Lg	TD	PD	FF	FR	Yds		
2020	Los Angeles Chargers	2	0	1	0	1	0.0	0	0	0	0	—	0	0	0	0	0	0	0
2021	Los Angeles Chargers	14	1	13	8	5	0.0	0	1	0	0	—	0	1	0	0	0	0	0
2022	Los Angeles Chargers	3	0	6	4	2	0.0	0	0	0	0	—	0	0	0	0	0	0	0
NFL Totals		19	1	20	12	8	0.0	0	1	0	0	—	0	1	0	0	0	0	0



ALOHI GILMAN ⚡ 32

SAFETY | NOTRE DAME

5-10 | 201 lbs | LAIE, HAWAII

DRAFT 6 — 2020

EXPERIENCE: 3RD NFL SEASON

3RD YEAR WITH CHARGERS

2022: Through 12 games, has totaled 31 tackles (20 solo) and one interception and two passes defended...Helped the defense total three takeaways and six sacks in the season-opening win...Saw first start of the season in the Week 5 win at Cleveland, tallying seven tackles (four solo) and a fourth-quarter interception in the winning effort...**vs. Las Vegas (Sept. 11):** Logged one solo tackle in pass coverage in the victory...Also contributed on special teams...**vs. Jacksonville (Sept. 25):** Contributed on defense and on special teams...**at Houston (Oct. 2):** Provided one tackle in pass coverage, stopping RB Rex Burkhead short of the line-to-gain on third down...**at Cleveland (Oct. 9):** In his first start of the season, accounted for seven tackles (three solo) and one interception...On the Browns' second-to-last offensive drive, on third down, picked off QB Jacoby Brissett, helping cut short Cleveland's comeback effort...Gathered the Chargers' sixth interception of the season...**vs. Denver (Oct. 17):** Logged one solo stop in pass coverage of WR Jerry Jeudy in the first quarter...Aided a defensive unit that held the Broncos to -9 net passing yards in the second half and overtime...**vs. Seattle (Oct. 23):** Primarily contributed on special teams...**at Atlanta (Nov. 6):** Logged three tackles (two solo) on the game, supporting a defense that held the Falcons to 114 net passing yards...**at San Francisco (Nov. 13):** Recorded six tackles, including a season-high five solo, on *Sunday Night Football*...**vs. Kansas City (Nov. 20):** Notched one solo stop while contributing

Date	Opp.	Res.	Games		Tackles					Interceptions					Fumbles			
			P/S	Tot	So	As	Sk	Yd	TFL	No.	Yd	Lg	TD	PD	FF	FR		
09/11	LV	W	1/0	1	1	0	0.0	0	0	0	0	0	0	0	0	0	0	
09/15	at KC	L	1/0	1	1	0	0.0	0	0	0	0	0	0	0	0	0	0	
09/25	Jax	L	1/0	0	0	0	0.0	0	0	0	0	0	0	0	0	0	0	
10/02	at Hou	W	1/0	1	0	1	0.0	0	0	0	0	0	0	0	0	0	0	
10/09	at Cle	W	1/1	7	4	3	0.0	0	0	1	18	18	0	1	0	0	0	
10/17	Den	W	1/0	1	1	0	0.0	0	0	0	0	0	0	0	0	0	0	
10/23	Sea	L	1/0	0	0	0	0.0	0	0	0	0	0	0	0	0	0	0	
11/06	at Atl	W	1/0	3	2	1	0.0	0	0	0	0	0	0	0	0	0	0	
11/13	at SF	L	1/0	6	5	1	0.0	0	0	0	0	0	0	0	0	0	0	
11/20	KC	L	1/0	1	1	0	0.0	0	0	0	0	0	0	0	0	0	1	
11/27	at Ari	W	1/1	10	5	5	0.0	0	0	0	0	0	0	1	0	0	0	
12/04	at LV	L	1/0	0	0	0	0.0	0	0	0	0	0	0	0	0	0	0	
12/11	Mia																	
12/18	Ten																	
12/26	at Ind																	
01/01	LAR																	
01/07	at Den																	
'22 TOTALS				6-6	12/2	31	20	11	0.0	0	0	1	18	18	0	2	0	1

both on defense and special teams...Partnered with LB Nick Niemann on a stop on punt coverage...**at Arizona (Nov. 27):** Started at S and collected a career-high 10 tackles (five solo) and one pass defended in the road victory...On top of his double-digit tackle performance, added one pass defended on a third-down pass attempt to TE Trey McBride in the back half of the fourth quarter, leading to a Cardinals punt...**at Las Vegas (Dec. 4):** Contributed on defense and on special teams.

ALOHI GILMAN NFL STATISTICS

Year	Team	GP	GS	— Tackles —					Yds	TFL	— Interceptions —					— Fumbles —			ST Tackles
				Total	Solo	Asst	Sacks	No.			Yds	Lg	TD	PD	FF	FR	Yds		
2020	Los Angeles Chargers	15	1	3	1	2	0.0	0	0	0	0	0	0	0	0	0	0	0	4
2021	Los Angeles Chargers	11	3	36	26	10	0.0	0	0	1	0	0	1	0	0	0	0	0	6
2022	Los Angeles Chargers	12	2	31	20	11	0.0	0	0	1	18	18	0	2	0	1	0	0	2
NFL Totals		38	6	70	47	23	0.0	0	0	2	18	18	0	3	0	1	0	0	12



JALEN GUYTON ⚡ 15

WIDE RECEIVER | NORTH TEXAS

6-1 | 212 lbs | ALLEN, TEXAS

FREE AGENT — 2019

EXPERIENCE: 3RD NFL SEASON

4TH YEAR WITH CHARGERS

2022: Placed on Reserve/Injured (knee) following Week 3... Caught two passes for 64 yards (32.0 avg.), including a 54-yard grab on a third-and-15 in the third quarter, in Week 3 against Jacksonville...Departed the game after sustaining a knee injury... Through the first two games, contributed both on offense and on special teams...**vs. Jacksonville (Sept. 25):** Tallied 64 yards on two receptions (32.0 avg.) in the game, gaining most of the yardage on a 54-yard grab on third-and-15 in the third quarter, prior to exiting the game due to injury.

2022, LOS ANGELES CHARGERS

OFFENSIVE STATISTICS															
Date	Opp.	Res.	Games Played	Receiving					Rushing					Scrim Yds	
				No.	Yds	Avg.	Lg	TD	Att	Yds	Avg.	Lg	TD		
09/11	LV	W	1/0	0	0	—	—	0	0	0	—	—	0	0	
09/15	at KC	L	1/0	0	0	—	—	0	0	0	—	—	0	0	
09/25	Jax	L	1/0	2	64	32.0	54	0	0	0	—	—	0	64	
10/02	at Hou	W	0/0	— Reserve/Injured —											
10/09	at Cle	W	0/0	— Reserve/Injured —											
10/17	Den	W	0/0	— Reserve/Injured —											
10/23	Sea	L	0/0	— Reserve/Injured —											
11/06	at Atl	W	0/0	— Reserve/Injured —											
11/13	at SF	L	0/0	— Reserve/Injured —											
11/20	KC	L	0/0	— Reserve/Injured —											
11/27	at Ari	W	0/0	— Reserve/Injured —											
12/04	at LV	L	0/0	— Reserve/Injured —											
12/11	Mia														
12/18	Ten														
12/26	at Ind														
01/01	LAR														
01/07	at Den														
'22 TOTALS			6-6	3/0	2	64	32.0	54	0	0	0	—	—	0	64

RETURN STATISTICS															
Date	Opp.	Res.	Games Played	Kickoff Returns					Punt Returns					Ret. Yds	
				No.	Yds	Avg.	Lg	TD	Att	Yds	Avg.	Lg	TD		
09/11	LV	W	0	0	0	—	—	0	0	0	—	—	0	0	
09/15	at KC	L	0	0	0	—	—	0	0	0	—	—	0	0	
09/25	Jax	L	0	0	0	—	—	0	0	0	—	—	0	0	
10/02	at Hou	W	0	— Reserve/Injured —											
10/09	at Cle	W	0	— Reserve/Injured —											
10/17	Den	W	0	— Reserve/Injured —											
10/23	Sea	L	0	— Reserve/Injured —											
11/06	at Atl	W	0	— Reserve/Injured —											
11/13	at SF	L	0	— Reserve/Injured —											
11/20	KC	L	0	— Reserve/Injured —											
11/27	at Ari	W	0	— Reserve/Injured —											
12/04	at LV	L	0	— Reserve/Injured —											
12/11	Mia														
12/18	Ten														
12/26	at Ind														
01/01	LAR														
01/07	at Den														
'22 TOTALS			6-6	0	0	0	—	—	0	0	0	—	—	0	0

JALEN GUYTON NFL STATISTICS

Year	Team	GP	GS	— Receiving —					— Rushing —					— Scrimmage —
				No.	Yds	Avg.	Lg	TD	Att	Yds	Avg.	Lg	TD	Yards
2019	Los Angeles Chargers	3	0	0	0	—	—	0	0	0	—	—	0	0
2020	Los Angeles Chargers	16	9	28	511	18.3	72t	3	2	0	0.0	4	0	511
2021	Los Angeles Chargers	16	2	31	448	14.5	59t	3	7	34	4.9	21	0	482
2022	Los Angeles Chargers	3	0	2	64	32.0	54	0	0	0	—	—	0	64
NFL Totals		38	11	61	1,023	16.8	72t	6	9	34	3.8	21	0	1,057



KEMON HALL ⚡ 37

CORNERBACK | NORTH TEXAS

5-11 | 190 lbs | CALHOUN CITY, MISS.

DRAFT 2 — 2019

EXPERIENCE: 2ND NFL SEASON

3RD YEAR WITH CHARGERS

2022: Elevated and listed as inactive (healthy scratch) in Week 1 and Week 9.

2022, LOS ANGELES CHARGERS																			
Date	Opp.	Res.	Games		Tackles						Interceptions				Fumbles				
			P/S		Tot	So	As	Sk	Yd	TFL	No.	Yd	Lg	TD	PD	FF	FR		
09/11	LV	W	0/0		— Inactive —														
09/15	at KC	L	0/0		— Practice Squad —														
09/25	Jax	L	0/0		— Practice Squad —														
10/02	at Hou	W	0/0		— Practice Squad —														
10/09	at Cle	W	0/0		— Practice Squad —														
10/17	Den	W	0/0		— Practice Squad —														
10/23	Sea	L	0/0		— Practice Squad —														
11/06	at Atl	W	0/0		— Inactive —														
11/13	at SF	L	0/0		— Practice Squad —														
11/20	KC	L	0/0		— Practice Squad —														
11/27	at Ari	W	0/0		— Practice Squad —														
12/04	at LV	L	0/0		— Practice Squad —														
12/11	Mia																		
12/18	Ten																		
12/26	at Ind																		
01/01	LAR																		
01/07	at Den																		
'22 TOTALS			6-6	0/0	0	0	0	0	0	0	0	0	0	0	0	0	0	0	0

KEMON HALL NFL STATISTICS

Year	Team	GP	GS	— Tackles —					Yds	TFL	— Interceptions —					— Fumbles —			ST Tackles
				Total	Solo	Asst	Sacks	No.			Yds	Lg	TD	PD	FF	FR	Yds		
2021	Los Angeles Chargers	16	0	1	1	0	0.0	0	0	0	0	0	0	0	0	0	0	0	7
2022	Los Angeles Chargers	0	0	0	0	0	0.0	0	0	0	0	0	0	0	0	0	0	0	0
NFL Totals		16	0	1	1	0	0.0	0	0	0	0	0	0	0	0	0	0	0	7



JOSH HARRIS ⚡ 47

LONG SNAPPER | AUBURN

6-1 | 224 lbs | CARROLLTON, GA.

UFA (ATL) — 2022

EXPERIENCE: 11TH NFL SEASON

1ST YEAR WITH CHARGERS

2022: Has successfully supplied snaps in each of the team's 12 games...**vs. Las Vegas (Sept. 11):** In his first game as a member of the Chargers, provided reliable snaps to P JK Scott as Scott secured a league-high 48.0-yard net average on the day, the second-best single-game mark (min. three punts) by a punter on Kickoff Weekend in franchise history...**at Cleveland (Oct. 9):** Supplied reliable snaps on all three of K Taylor Bertolet's made field goals, as Bertolet accounted for the most field goals made by a Chargers kicker in their NFL debut and tied for the second-most by a kicker in their first game with the club in franchise history...**vs. Denver (Oct. 17):** Snapped on all four of K Dustin Hopkins' made field goals, including the game-winning 39-yarder in overtime...**vs. Seattle (Oct. 23):** Tallied his second tackle of the season in punt coverage and his first tackle since Week 2 at Kansas City...**at Atlanta (Nov. 6):** Supplied reliable snaps on all four of K Cameron Dicker's successful kicks, including two field goals...snapped Dicker's game-winning 37-yard field goal in the fourth quarter, helping him become the third rookie kicker since 1970 to make two game-winning field goals in final two minutes of regulation or overtime for two different teams in their rookie season...**at San Francisco (Nov. 13):** Provided reliable snaps on all three of K Cameron Dicker's field goals and one PAT...**vs. Kansas City (Nov. 20):** Supplied five successful snaps on both of K Cameron Dicker's field goals and all three of Dicker's PATs...**at Arizona (Nov. 27):** Provided reliable snaps on both of K Cameron Dicker's PATs and

JOSH HARRIS NFL GAMES

Year	Team	GP
2012	Atlanta	16
2013	Atlanta	16
2014	Atlanta	16
2015	Atlanta	16
2016	Atlanta	16
2017	Atlanta	16
2018	Atlanta	11
2019	Atlanta	16
2020	Atlanta	16
2021	Atlanta	17
2022	Los Angeles Chargers	12

NFL Totals 168

POSTSEASON

Year	Team	GP
2012	Atlanta	2
2016	Atlanta	3
2017	Atlanta	2

NFL Totals 7

his 26-yard field goal...Also supplied snaps for all four of P JK Scott's punts that landed inside the 20-yard line, his highest mark of the season...**at Las Vegas (Dec. 4):** Supplied snaps for two field goals and two PATs for K Cameron Dicker, as well as for P JK Scott's three punts.



JUSTIN HERBERT ⚡ 10

QUARTERBACK | OREGON

6-6 | 236 lbs | EUGENE, ORE.

DRAFT 1a — 2020

EXPERIENCE: 3RD NFL SEASON

3RD YEAR WITH CHARGERS

2022: Through 12 games, ranks among the league's top passers with an NFL-best 340 completions on 510 attempts (66.7 pct.) for 3,339 yards and 20 touchdowns to seven interceptions to register a 92.3 passer rating...Ranks top-five among all NFL passers in pass completions (first), passing yards (fourth), and passing first downs (tied for third)...Owns 12 career game-winning drives and 10 career fourth-quarter comebacks, with both occurring most recently in the Week 12 come-from-behind win at Arizona, as the former is the third-most by any player since the start of the 2020 season and the latter ties for the most by any QB over the past three seasons in the league...Reached 20 career games with 300-plus passing yards, the most by any passer in their first three seasons in NFL history...From Weeks 10-12, lead all NFL players with six rushing first downs on third-and-one...Owns 16 games with at least three passing touchdowns, which is the second-most by any player in their first three seasons in league history, as 10 of the occurrences did not include an interception to account for the most games with three-plus touchdowns and zero interceptions in a player's first three pro seasons in league history...Threw a touchdown in each of the first five games, accounting for 26-straight games with a touchdown pass, the third-longest mark ever in franchise history...Since entering the league in 2020, has a league-best 31 completions of 40 plus yards and has connected with WR Mike Williams on 12 of those, registering the pair as the league's leader in completions of 40-plus yards among all NFL duos...Threw for three passing scores in each of the first two games, one of just three players in the league to do so through the first two weeks...Propelled the Chargers to the club's third-straight win on Kickoff Weekend behind a three-touchdown, zero-interception performance, registering the fourth-best passerating by a Chargers QB in a season opener in franchise history (129.4) in the Week 1 win...In the Week 3 outing against Jacksonville, reached 900 completions and surpassed 10,000 career passing yards in his 35th career outing, which ranked first and second, respectively, among all passers in NFL history...In the Week 4 win over Houston, collected 19th career 300-yard passing outing, which ties for the most by any QB through their first three seasons in league annals, extending stretch of 300-yard passing performances on the road to seven games, which registered as the second-longest streak in league history...Eclipsed 1,000 career completions in the Week 6 win over Denver on *Monday Night Football* in his 38th career game, becoming the fastest QB in league history to 1,000 career completions...Collected seventh performance with a fourth-quarter comeback and game-winning drive since the start of last season, the most in the NFL...Tossed a pair of touchdowns in Week 7, registering his 29th career outing with multiple passing scores, tying Peyton Manning for the third-most all-time through a passers first three professional seasons, also becoming the fourth player to hit 80 career passing touchdowns within their first 40 career games...With 30 completions in the Week 9 win, set the NFL record for most pass completions by any QB in their first three seasons in NFL history (1,072)...Threw for a score in the Week 9 win, reaching 90 career

2022, LOS ANGELES CHARGERS												
Date	Opp.	Res.	Games P/S	Passing								
				Att	Cmp	Pct.	Yards	TD	Int	Lg	Sk	Rating
09/11	LV	W	1/1	34	26	76.5	279	3	0	42	0	129.4
09/15	at KC	L	1/1	48	33	68.8	334	3	1	39	2	100.5
09/25	Jax	L	1/1	45	25	55.6	297	1	1	54	1	74.0
10/02	at Hou	W	1/1	39	27	69.2	340	2	0	50	1	113.2
10/09	at Cle	W	1/1	34	22	64.7	228	1	0	38	1	93.8
10/17	Den	W	1/1	57	37	64.9	238	0	1	24	2	66.3
10/23	Sea	L	1/1	51	33	64.7	293	2	1	24	3	84.8
11/06	at Atl	W	1/1	43	30	69.8	245	1	1	25	0	82.0
11/13	at SF	L	1/1	35	21	60.0	196	1	1	33	2	73.0
11/20	KC	L	1/1	30	23	76.7	280	2	1	50t	5	113.2
11/27	at Ari	W	1/1	47	35	74.5	274	3	0	33t	4	109.7
12/04	at LV	L	1/1	47	28	59.6	335	1	0	35t	5	88.5
12/11	Mia											
12/18	Ten											
12/26	at Ind											
01/01	LAR											
01/07	at Den											
'22 TOTALS	6-6	12/12		510	340	66.7	3,339	20	7	54	26	92.3

combined touchdowns, doing so in his 40th career game to become the third player to ever do so in their first four career outings (Dan Marino, Patrick Mahomes)...On *Sunday Night Football* in Week 11, tossed two touchdown passes to WR Joshua Palmer, including a 50-yard score on the offense's opening drive, and eclipsed 12,000 career passing yards, doing so in his 42nd career game to tie Hall of Fame QB Kurt Warner as the second-fastest in league history to reach the mark...Collected 10th fourth-quarter comeback and 12th game-winning drive of his career in the Week 12 win at Arizona, moving to second all-time in league history in passing yards (12,354) and passing touchdowns (88) by any QB through their first three professional seasons in NFL history...In the game, threw for three touchdowns to register his 28th career game with multiple passing scores, tying for the second-most by any QB in their first three seasons in league annals...Registered 10th career game with at least three touchdowns and zero interceptions, the most by any player in their first three seasons, and logged 16th career game with at least three passing scores, which ties for the third-most by any QB in the league over the last three seasons...Threw for 335 yards in the Week 13 bout at Las Vegas, registering his 20th career 300-yard passing performance, the most by any passer in their first three seasons in NFL history...**vs. Las Vegas (Sept. 11):** Passed for 279 yards on 26-of-34 attempts with three touchdowns and zero interceptions to register a 129.4 passer rating, the fourth-best by any Chargers signal-caller on opening day in franchise history...Through the first three quarters, carried a 143.7 passer rating, which was the second-highest rate by a Chargers QB in any season opener since the merger...Led the Bolts on a 12-play drive to open the game, a series which was capped by a K Dustin Hopkins field goal to mark the second-straight season with an opening-drive score on the first possession of the season...In the second quarter, found WR Keenan Allen down the right sideline for 41 yards to place the Bolts at the Raiders' 11, a series which was capped by a one-yard passing score to rookie FB Zander Horvath...Before the half, turned the defense's takeaway into points by finding WR DeAndre Carter on a 23-yard touchdown down the seam to take a 10-3 lead

into the intermission...Opened the second half, after a Raiders possession, with an 11 play, 73-yard touchdown drive that was punctuated by an 18-yard catch-and-run contested score by TE Gerald Everett...Finished the winning effort with a three-for-four mark of passing first downs on third down in the game, logging 41 yards and tossing a touchdown on third down in the outing...**at Kansas City (Sept. 15):** Threw for 334 yards on 33-of-48 attempts and his second-straight game with three touchdown passes...Tallied eighth career 300-yard, three-TD outing in Week 2 at Kansas City, tying Andrew Luck for the fourth-most by any QB within their first two NFL seasons, and 15th three-plus passing score game which ties Patrick Mahomes as the second-most by any player in their first three NFL seasons in league annals...Helped the offense score on the opening drive for the second-straight week...Extended streak of consecutive games with a passing touchdown to 23 after connecting with FB Zander Horvath for a one-yard receiving score early in the second quarter...Took a 10-7 lead into halftime off of a 12-of-17 mark for 125 yards and one touchdown to register a 111.2 passer rating...Threw for 209 yards in the second half, his most in a game since Week 18 last season at Las Vegas, and two touchdowns...Brought the game within one score after connecting with WR DeAndre Carter for a 35-yard pass on fourth-and-one on the final offensive drive, capping the series with a five-yard passing touchdown to WR Joshua Palmer...**vs. Jacksonville (Sept. 25):** Threw for 297 yards and a touchdown on 25-of-45 passing (55.6 pct.) with an interception to register a 74.0 passer rating...Completed a 54-yard pass to WR Jalen Guyton on third-and-15 in the third quarter to register the pair's fifth completion of 50-plus yards between the two, which is tied for the second-most among all duos in the NFL over the last three seasons...With the Guyton 54-yard reception and 45-yard catch-and-run by WR Joshua Palmer in the fourth quarter, extended his league-leading mark of pass completions of 40-plus yards since the start of the 2020 season (28)...**at Houston (Oct. 2):** Threw for 340 yards and two touchdowns on 27-of-39 passing (69.2 pct.) to register a 113.2 passer rating...Collected 19th career 300-yard outing, the most by any player ever through the first three seasons of a career...Topped 300 passing yards for the seventh-straight time on the road, registering the second-longest streak in NFL history...Matched a season-high with 15 passing first downs...Took touchdown streak to 25-straight games, which is good for the third-best in team history and the second-longest active streak in the NFL...Connected with WR Mike Williams for a 50-yard completion in the second quarter, logging the 12th of at least 40 yards between the two, good for the most between two players in the NFL over the last three seasons...Took career total to 29 completions of 40-plus yards, the most by any passer in the NFL since 2020...**at Cleveland (Oct. 9):** Completed 22-of-34 passes (64.7 pct.) for 228 yards, one touchdown and zero interceptions to register a 93.8 passer rating...Extended active streak of games with at least one touchdown pass to 26, the third-longest ever in franchise history...Led an offensive unit that collected a season-high 465 yards from scrimmage and 26 first downs...After starting the drive at their own one-yard line, propelled a 12-play, 99-yard scoring drive in the second quarter, the team's longest offensive drive since 2017...Helped WR Mike Williams secure a career-best 10 receptions, totaling 134 yards through the air to register his fifth-straight road game with 100-plus receiving yards, matching the longest streak by an AFC player in conference history...**vs. Denver (Oct. 17):** Attempted a career-high 57 passes in regulation and overtime, completing 37 passes or 238 yards...Reached 1,000 career completions in his 38th career game, the fastest by any player in league annals...Registered 10th career game-winning drive, which ranks as the second-most since entering the league in 2020, and seventh game with a 4th-quarter comeback and game-winning drive since the start of last season, which is the most in the NFL...**vs. Seattle (Oct. 23):** Completed 33-of-51 attempts (64.7 pct.) for 293 yards with two touchdowns and one interception, registering an 84.8 passer rating...Registered 29th career game with multiple passing scores, which ties HOF QB Peyton Manning for the third-most by any passer through their first three professional seasons in NFL

history...In his 39th career game, reached and surpassed 80 career touchdown passes, becoming just the fourth QB in league annals to reach the mark within their first 40 career games...**at Atlanta (Nov. 6):** Helped propel the Bolts to their third-straight road win on 30-of-43 passing for 245 yards and one touchdown with one interception to notch a 82.0 passer rating...Threw for 16 first downs on the afternoon, his second-most in a game this season...Found RB Austin Ekeler in the second quarter on a short pass to the right for a touchdown, collecting his 90th career total touchdown...By reaching 90 career scores, tied Dan Marino as the second-fastest players to reach 90 total touchdowns in their first 40 career games...With 30 completions, set the NFL record for most pass completions by any QB in their first three seasons in NFL history (1,072)...**at San Francisco (Nov. 13):** Completed 21-of-35 passes for 196 yards and one touchdown with one interception...Moved the chains or found the end zone on seven of his 21 completions...Opened the game with a seven-play, 75-yard scoring drive, completing all four pass attempts for 69 yards and a touchdown on the series...Found WR DeAndre Carter for a 32-yard score in the front left corner of the end zone, the longest passing score of the season...**vs. Kansas City (Nov. 20):** Recorded 280 passing yards and two touchdowns with an interception on 23-of-30 passing (76.7 pct.) to register a 113.2 passer rating...In the third quarter, surpassed 12,000 career passing yards in his 42nd career game, tying Hall of Fame QB Kurt Warner's mark of second-fastest all-time to 12,000 career passing yards...On the first offensive possession, connected with WR Joshua Palmer for a 50-yard touchdown, marking the offense's third opening-drive touchdown of the season for the Bolts, which ranks fifth-most in the NFL...The touchdown toss also marked his eighth career touchdown pass of 50-plus yards, which is tied for third-most in the NFL since 2020...With less than two minutes remaining in regulation, capped a 10-play drive with a six-yard TD pass to Palmer to re-gain the lead, marking Palmer's first career multi-score game...Rushed for first downs on third-and-one or less on three occasions, which ties for the second-most by any NFL player in a single game this season...With the fourth-quarter 46-yard completion to WR Keenan Allen on third-and-18, reached 31 career completions of 40-plus yards, the most in the NFL...**at Arizona (Nov. 27):** Logged 16th career game with three-plus passing touchdowns, most notably the game-winning score in the fourth quarter, on a day where he completed 35-of-47 attempts (74.5 pct.) for 274 yards and did not throw an interception to log a passer rating of 109.7, his 20th career game with a passer rating north of the century mark...Connected on touchdowns to WR Keenan Allen (two yards), WR DeAndre Carter (33 yards) and RB Austin Ekeler (one yard), as well as the go-ahead two-point conversion pass to TE Gerald Everett...Reached the end zone or first-down marker 18 times on the afternoon, his highest rate of the season...Collected 10th fourth-quarter comeback and 12th game-winning drive of his career, moving to second all-time in league history in passing yards (12,354) and passing touchdowns (88) by any QB through their first three professional seasons in NFL history...Logged 28th career game with multiple passing scores and 10th career game with at least three touchdowns and zero interceptions, both of which are among the best all-time by a passer in their first three professional seasons...Added 38 yards rushing on four attempts (9.5 avg.) and converted one third-and-one rushing attempt to reach six rushing first downs on third-and-one over the last three games, the most by any player in the NFL...Scrambled for 28 yards early in the fourth-quarter, the third-longest rush of his career...Had a stretch of 18-straight completions in the second and third quarters, the longest stretch of consecutive attempts without an incompleteness in his career...**at Las Vegas (Dec. 4):** Threw for 335 yards on 28-of-47 passing with one touchdown, logging an 88.5 passer rating...By eclipsing 300 yards on the final offensive possession, registered his 20th career 300-yard passing outing, the most by any passer in their first three seasons in NFL history...Converted a 4th-and-12 with a touchdown pass to Keenan Allen, logging his league-leading third fourth-down passing touchdown of the season and fifth fourth-down passing touchdown of his career.

JUSTIN HERBERT NFL STATISTICS

Year	Team	GP	GS	— Passing —										— Rushing —					
				Att	Cmp	Pct.	Yards	Y/A	TD	Int	Lg	Sk	Lost	Rating	Att	Yds	Avg.	Lg	TD
2020	Los Angeles Chargers.....	15	15	595	396	66.6	4,336	7.3	31	10	72t	32	218	98.3	55	234	4.3	31	5
2021	Los Angeles Chargers.....	17	17	672	443	65.9	5,014	7.5	38	15	72t	31	214	97.7	63	302	4.8	36	3
2022	Los Angeles Chargers.....	12	12	510	340	66.7	3,339	6.6	20	7	54	26	140	92.3	41	135	3.3	23	0
NFL Totals		44	44	1,777	1,179	66.3	12,689	7.1	89	32	72t	89	572	96.3	159	671	4.2	36	8



DUSTIN HOPKINS ⚡ 6

KICKER | FLORIDA STATE

6-2 | 193 lbs | AUSTIN, TEXAS

FREE AGENT — 2021

EXPERIENCE: 9TH NFL SEASON

2ND YEAR WITH CHARGERS

2022: Over five appearances, has connected on nine-of-10 field goal tries (90.0 pct.) with a long of 47 yards and 12 PATs...Leads the Chargers with 39 points scored on the season...Inactive (right quadriceps) Week 5 at Cleveland...Returned to action in Week 6 against Denver on *Monday Night Football* to make all four field goals, including the game-winner in overtime, all while battling an injury sustained during the game...**vs. Las Vegas (Sept. 11):** Opened the season going one-for-two on field goal tries, while successfully converting all three extra point attempts...Connected on a 43-yard attempt to close out the opening drive of the game with a score, marking the first time since 2008 that the Chargers have scored on their opening possession of the season in consecutive seasons...**vs. Kansas City (Sept. 15):** Connected from 31 yards out on the offense's opening drive to take the early lead...Went three-for-three on extra points...**vs. Jacksonville (Sept. 25):** Connected on a 25-yard field goal to cap the offense's opening drive of the second-half... Added one extra point made in the second quarter...**at Houston (Oct. 2):** Connected on two second-quarter field goals (23, 37 yards) to help the Chargers register 20 points in the second quarter alone...Added four successful PATs to log a season-best 10 points scored...**at Cleveland (Oct. 9):** Inactive (right quadriceps)...**vs. Denver (Oct. 17):** Returned to the lineup and made all four field goals, including a game-winning 39-yarder in overtime, along with one successful PAT, to collect a season-best 13 points scored in the divisional win... Battled through an injury sustained during the game to go a perfect four-for-four on field goal tries...**vs. Seattle (Oct. 23):** Inactive (right hamstring).

DUSTIN HOPKINS NFL STATISTICS

Year	Team	GP	-- Field Goals --					-- PAT --				-- Total -- Points
			FG	FGA	Pct.	Lg	Blk	XP	XPA	Pct.	Block	
2015	Washington	15	25	28	89.3	54	0	39	40	97.5	0	114
2016	Washington	16	34	42	81.0	53	0	36	39	92.3	0	138
2017	Washington	8	14	17	82.4	49	0	18	19	94.7	0	60
2018	Washington	16	26	29	89.7	56	0	25	26	96.2	0	103
2019	Washington	16	25	30	83.3	53	0	21	22	95.5	0	96
2020	Washington	16	27	34	79.4	51	0	30	32	93.8	0	111
2021	Washington	6	12	14	85.7	50	0	10	12	83.3	0	46
	Los Angeles Chargers	11	18	20	90.0	50	0	30	32	93.8	0	84
2022	Los Angeles Chargers	5	9	10	90.3	43	0	12	12	100.0	0	39
NFL Totals		108	190	224	84.8	56	0	221	234	94.4	0	791

Year	Team	-- 0-19 Yards --			-- 20-29 Yards --			-- 30-39 Yards --			-- 40-49 Yards --			-- 50+ Yards --		
		FG	FGA	Pct.	FG	FGA	Pct.	FG	FGA	Pct.	FG	FGA	Pct.	FG	FGA	Pct.
2015	Washington	0	0	—	7	7	100.0	9	9	100.0	7	8	87.5	2	4	50.0
2016	Washington	0	0	—	12	12	100.0	12	14	85.7	7	9	77.8	3	7	42.9
2017	Washington	1	1	100.0	7	7	100.0	2	2	100.0	4	5	80.0	0	2	0.0
2018	Washington	0	0	—	5	5	100.0	7	7	100.0	10	12	83.3	4	5	80.0
2019	Washington	0	0	—	7	8	87.5	8	9	88.9	8	10	80.0	2	3	66.7
2020	Washington	0	0	—	5	5	100.0	7	8	87.5	13	17	76.5	2	4	50.0
2021	Washington	0	0	—	3	3	100.0	2	2	100.0	6	7	85.7	1	2	50.0
	Los Angeles Chargers	1	1	100.0	5	5	100.0	4	4	100.0	7	7	100.0	1	3	33.3
2022	Los Angeles Chargers	0	0	—	2	2	100.0	6	6	100.0	1	2	50.0	0	0	—
NFL Totals		2	2	100.0	53	54	98.1	57	61	93.4	63	77	81.8	15	30	50.0



ZANDER HORVATH ⚡ 45

FULLBACK | PURDUE

6-3 | 230 lbs | MISHAWAKA, IND.

DRAFT 7b — 2022

EXPERIENCE: ROOKIE

2022: Has appeared in each of the first 12 games (two starts) of his career...In his first two games in the NFL, caught a touchdown in each outing, both from one yard out, to become just the fourth seventh-round draft choice to catch two touchdowns within their first two career games...**vs. Las Vegas (Sept. 11):** Totaled two catches for six yards (3.0 avg.) with a long reception of five yards and a one-yard touchdown score in the second quarter...Capitalized on the defense's takeaway in the second quarter by ending the ensuing drive with a touchdown, helping the Bolts take a 10-3 lead into halftime...Also contributed on special teams...**at Kansas City (Sept. 15):** Hauled in his second receiving touchdown in as many weeks, scoring from one yard out to take an early 10-0 lead...Also contributed on special teams...**vs. Jacksonville (Sept. 25):** Contributed on offense and special teams, playing in 16 snaps, while adding a tackle in punt coverage...**at Houston (Oct. 2):** Contributed to 18 special teams snaps, adding eight snaps on offense...**at Cleveland (Oct. 9):** Tallied two rushes for three yards (1.5 avg.)...Played in 10 snaps on offense, while adding 15 snaps on special teams units. **vs. Denver (Oct. 17):** Started at FB for the first time of his career...Caught one pass for zero yards...Appeared in 17 snaps on offense, as well as 19 snaps on special teams...**vs. Seattle (Oct. 23):** Contributed to 18 snaps on special teams, as well as three snaps on offense...**at Atlanta (Nov. 6):** Appeared in 16 snaps on soecial teams, as well as appearing in three snaps on

Date	Opp.	Res.	Games		Rushing					Receiving					Scrim Yds
			P/S	Att	Yds	Avg.	Lg	TD	No.	Yds	Avg.	Lg	TD		
09/11	LV	W	1/0	1	2	2.0	2	0	2	6	3.0	5	1	8	
09/15	at KC	L	1/0	0	0	—	—	0	1	1	1.0	1	1	1	
09/25	Jax	L	1/0	0	0	—	—	0	0	0	—	—	0	0	
10/02	at Hou	W	1/0	0	0	—	—	0	0	0	—	—	0	0	
10/09	at Cle	W	1/0	2	3	1.5	3	0	0	0	—	—	0	3	
10/17	Den	W	1/1	0	0	—	—	0	1	0	0.0	0	0	0	
10/23	Sea	L	1/0	0	0	—	—	0	0	0	—	—	0	0	
11/06	at Atl	W	1/0	0	0	—	—	0	0	0	—	—	0	0	
11/13	at SF	L	1/0	0	0	—	—	0	1	1	1.0	1	0	1	
11/20	KC	L	1/1	1	3	3.0	3	0	0	0	—	—	0	3	
11/27	at Ari	W	1/0	0	0	—	—	0	0	0	—	—	0	0	
12/04	at LV	L	1/0	0	0	—	—	0	0	0	—	—	0	0	
12/11	Mia														
12/18	Ten														
12/26	at Ind														
01/01	LAR														
01/07	at Den														
'22 TOTALS			6-6	12/2	4	8	2.0	3	0	5	8	1.6	5	2	13

offense...**at San Francisco (Nov. 13):** Caught one pass for one yard (1.0 avg.), while also contributing on special teams...**vs. Kansas City (Nov. 20):** Started the game at FB...Received one carry for three yards on the goaline to give the offense a first down, setting up an RB Austin Ekeler rushing touchdown...**at Arizona (Nov. 27):** Appeared in seven snaps on offense, as well as 19 snaps on special teams units...**at Las Vegas (Dec. 4):** Contributed to 18 snaps on special teams, as well as three snaps on offense

ZANDER HORVATH NFL STATISTICS

Year	Team	GP	GS	— Rushing —					— Receiving —					— Scrimmage —
				Att	Yds	Avg.	Lg	TD	No.	Yds	Avg.	Lg	TD	Yards
2022	Los Angeles Chargers	12	2	4	8	2.0	3	0	5	8	1.6	5	2	16
NFL Totals		12	2	4	8	2.0	3	0	5	8	1.6	5	2	16



J.C. JACKSON ⚡ 27

CORNERBACK | MARYLAND

6-1 | 198 lbs | IMMOKALEE, FLA.

UFA (NE) — 2022

EXPERIENCE: 5TH NFL SEASON

1ST YEAR WITH CHARGERS

2022: Placed on Reserve/Injured following Week 7 (knee)...In five starts, totaled 15 tackles (12 solo) and two passes defended...Made Chargers debut in Week 2 at Kansas City...Inactive (ankle) in the season-opening win vs. Las Vegas and Week 3 vs. Jacksonville... Collected first pass defended in the Week 5 win at Cleveland, forcing an incompleteness in coverage of Browns WR Amari Cooper... **vs. Las Vegas (Sept. 11):** Inactive (ankle)...**at Kansas City (Sept. 15):** Totaled six tackles (five solo) in Chargers debut...Contributed to a defensive unit that held the Chiefs to just seven first downs gained in the first half...**vs. Jacksonville (Sept. 25):** Inactive (ankle)...**at Houston (Oct. 2):** Returned to action and started at CB, totaling one solo stop in pass coverage...**at Cleveland (Oct. 9):** Logged six tackles (four starts) at CB, securing first pass defended as a member of the Chargers, batting the ball away and forcing an incompleteness on an intended pass to WR Amari Cooper...**vs. Denver (Oct. 17):** Started at CB...**vs. Seattle (Oct. 23):** Collected two solo tackles and one pass defended...Forced an incompleteness on a deep pass intended for WR DK Metcalf, logging his second

2022, LOS ANGELES CHARGERS																		
Date	Opp.	Games		Tackles						Interceptions					Fumbles			
		Res.	P/S	Tot	So	As	Sk	Yd	TFL	No.	Yd	Lg	TD	PD	FF	FR		
09/11	LV	W	0/0	— Inactive —														
09/15	at KC	L	1/1	6	5	1	0	0	0	0	0	0	0	0	0	0		
09/25	Jax	L	0/0	— Inactive —														
10/02	at Hou	W	1/1	1	1	0	0	0	0	0	0	0	0	0	0			
10/09	at Cle	W	1/1	6	4	2	0	0	0	0	0	0	0	1	0			
10/17	Den	W	1/1	0	0	0	0	0	0	0	0	0	0	0	0			
10/23	Sea	L	1/1	2	2	0	0	0	0	0	0	0	0	1	0			
11/06	at Atl	W	0/0	— Reserve/Injured —														
11/13	at SF	L	0/0	— Reserve/Injured —														
11/20	KC	L	0/0	— Reserve/Injured —														
11/27	at Ari	W	0/0	— Reserve/Injured —														
12/04	at LV	L	0/0	— Reserve/Injured —														
12/11	Mia																	
12/18	Ten																	
12/26	at Ind																	
01/01	LAR																	
01/07	at Den																	
'22 TOTALS				6-6	5/5	15	12	3	0	0	0	0	0	0	0	2	0	0

pass defended of the year...Sustained a knee injury in the second quarter and did not return.

J.C. JACKSON NFL STATISTICS

Year	Team	GP	GS	— Tackles —					Yds	TFL	— Interceptions —					— Fumbles —			ST Tackles
				Total	Solo	Asst	Sacks				No.	Yds	Lg	TD	PD	FF	FR	Yds	
2018	New England	13	5	24	22	3	0.0	0	1	3	9	9	0	6	0	0	0	0	0
2019	New England	16	6	36	29	7	0.0	0	0	5	39	19	0	10	0	0	0	0	0
2020	New England	16	11	40	34	6	0.0	0	1	9	80	30	0	14	0	3	0	0	0
2021	New England	17	17	58	44	14	0.0	0	2	8	92	88t	1	23	1	0	0	0	0
2022	Los Angeles Chargers	5	5	13	10	3	0.0	0	0	0	0	—	0	1	0	0	0	0	0
NFL Totals		67	44	171	139	32	0.0	0	4	25	220	88t	1	54	1	3	0	0	0

Year	Team	GP	GS	— Tackles —					Yds	TFL	— Interceptions —					— Fumbles —			ST Tackles
				Total	Solo	Asst	Sacks				No.	Yds	Lg	TD	PD	FF	FR	Yds	
2018	New England	3	1	7	5	0	0.0	0	0	0	0	—	0	2	0	0	0	0	0
2019	New England	1	1	1	1	0	0.0	0	0	0	0	—	0	1	0	0	0	0	0
2021	New England	1	1	6	5	0	0.0	0	0	0	0	—	0	0	0	0	0	0	0
Postseason Totals		5	3	14	11	0	0.0	0	0	0	0	—	0	3	0	0	0	0	0



BRENDEN JAIMES ⚡ 64

GUARD/TACKLE | NEBRASKA

6-5 | 300 lbs | AUSTIN, TEXAS

DRAFT 5 — 2021

EXPERIENCE: 2ND NFL SEASON

2ND YEAR WITH CHARGERS

2022: Has appeared in seven games this season...Made his season-debut in Cleveland after being active, did not play in Weeks 3 and 4...Inactive (healthy scratch) for the first two games of the season...**at Cleveland (Oct. 9):** Played in six special teams snaps, primarily playing on the field goal protection unit...**vs. Denver (Oct. 17):** Played in seven offensive snaps in relief of an injured C/G Will Clapp...also contributed to seven special teams snaps... **vs. Seattle (Oct. 23):** Contributed to three snaps on special teams...**at Atlanta (Nov. 6):** Appeared in four snaps on special teams, primarily playing on field goal protection unit...**at San Francisco (Nov. 13):** Contributed to four snaps on special teams,

BRENDEN JAIMES NFL GAMES

Year	Team	GP	GS
2021	Los Angeles Chargers	10	0
2022	Los Angeles Chargers	7	0
NFL Totals		17	0

playing on the field goal protection unit...**vs. Kansas City (Nov. 20):** Inactive...**at Arizona (Nov. 27):** Contributed to three snaps on the field goal protection unit on special teams...**at Las Vegas (Dec. 4):** Played in 11 snaps on offense, as well as contributing to five snaps on special teams on the field goal protection unit.



DERWIN JAMES JR. ⚡ 3

SAFETY | FLORIDA STATE

6-2 | 215 lbs | HAINES CITY, FLA.

DRAFT 1 — 2018

EXPERIENCE: 5TH NFL SEASON

5TH YEAR WITH CHARGERS

2022: Through the 12 games, leads the defense with 106 tackles (61 solo), adding four sacks, two forced fumbles, one interception, and four passes defended...Leads all NFL defensive backs with 106 total stops...Reached 350 career tackles in his 47th career game, hitting the mark faster than any defensive back in the last 30 years...With his current marks, is just one of three NFL players in the last 30 years to eclipse 95 tackles, four sacks and multiple forced fumbles in their team's first 11 games of a season...Is the first Chargers defender since Hall of Fame LB Junior Seau (1996) to reach 100 total tackles and collect at least two forced fumbles, four sacks and one interception in a single season...Has registered five forced fumbles over the last two seasons, which are the second-most by any defensive back in the league...Opened the season by anchoring a defense that secured six sacks and three interceptions in the season-opening win against the Raiders...In the first quarter, came off the edge and sacked Raiders QB Derek Carr to take his career total to 6.5 sacks, the most by any safety in the NFL since 2018 with less than 50 games played...In the Week 5 win at Cleveland, tied a career-high nine solo stops...Collected his third sack of the season in the Week 9 win at Atlanta...On *Sunday Night Football* against San Francisco, forced the ball away from WR Brandon Aiyuk to notch his first forced fumble of the season...Finished the Week 10 game with 13 tackles (seven solo), becoming just the second DB over the last 30 years to amass at least 70 tackles, three sacks and one forced fumble through their team's first nine games of a season (Rodney Harrison; '04, '00)...Became the first Chargers defender since 2016 to record both an interception and a defensive fumble in the same game in the Week 12 win at Arizona...**vs. Las Vegas (Sept. 11):** Led the team with six solo stops in the home win on Kickoff Weekend, including his seven-yard sack off of the edge of Derek Carr...**at Kansas City (Sept. 15):** Started at S and totaled nine tackles (six solo) in the road bout at Kansas City...Contributed to a defensive unit that held the Chiefs to just seven first downs gained in the first half...**vs. Jacksonville (Sept. 25):** Totaled nine tackles (four solo) and one pass defended, his first of the season...Deflected a pass intended for TE Evan Engram in the second quarter to log his first pass defended of the season...**at Houston (Oct. 2):** Amassed six tackles (three solo) and a season-best two passes defended in the road victory...Made 40th career appearance and logged six stops to take his career total to 287, the most by any DB in the NFL through their first 40 career games over the last 30 years...**at Cleveland (Oct. 9):** Started at S and tied a career-high nine solo stops, finishing the day with 14 total tackles...**vs. Denver (Oct. 17):** Registered a team-high 10 tackles (six solo), anchoring a defensive unit that allowed a season-low 13 total first downs and held the Broncos' offense to -9 net passing yards in the second half and overtime...Dropped QB Russell Wilson for a loss of 11

2022, LOS ANGELES CHARGERS

Date	Opp.	Res.	Games		Tackles						Interceptions					Fumbles			
			P/S		Tot	So	As	Sk	Yd	TFL	No.	Yd	Lg	TD	PD	FF	FR		
09/11	LV	W	1/1		6	6	0	1.0	7	1	0	0	—	0	0	0	0		
09/15	at KC	L	1/1		9	6	3	0.0	0	1	0	0	—	0	0	0	0		
09/25	Jax	L	1/1		9	4	5	0.0	0	0	0	0	—	0	1	0	0		
10/02	at Hou	W	1/1		7	3	4	0.0	0	0	0	0	—	0	2	0	0		
10/09	at Cle	W	1/1		14	9	5	0.0	0	0	0	0	—	0	0	0	0		
10/17	Den	W	1/1		10	6	4	1.0	11	1	0	0	—	0	0	0	0		
10/23	Sea	L	1/1		8	4	4	0.0	0	0	0	0	—	0	0	0	0		
11/6	at Atl	W	1/1		9	4	5	1.0	8	1	0	0	—	0	0	0	0		
11/13	at SF	L	1/1		13	7	6	0.0	0	0	0	0	—	0	0	1	0		
11/20	KC	L	1/1		7	4	3	1.0	7	1	0	0	—	0	0	0	0		
11/27	at Ari	W	1/1		8	5	3	0.0	0	0	1	0	0	0	1	1	0		
12/04	at LV	L	1/1		6	3	3	0.0	0	0	0	0	—	0	0	0	0		
12/11	Mia																		
12/18	Ten																		
12/26	at Ind																		
01/01	LAR																		
01/07	at Den																		
'22 TOTALS					6-6	12/12	106	61	45	4.0	33	5	1	0	0	0	4	2	0

yards on third-and-nine in the third quarter, collecting his second sack of the season and becoming the first DB in the league this season to notch 50 tackles, multiple passes defended and multiple sacks...**vs. Seattle (Oct. 23):** For the third-straight game, paced the defensive unit in total tackles...Finished the game with eight tackles (four solo) in the contest...**at Atlanta (Nov. 6):** Secured nine tackles (four solo) and one sack in the winning effort...Anchored a defense that held the Falcons to 114 net passing yards in the game...**at San Francisco (Nov. 13):** Registered 13 tackles (seven solo) and one forced fumble in the contest...In the second quarter, forced the ball away from Brandon Aiyuk to collect his first forced fumble of the season and the fourth of his career...Became the first DB since Rodney Harrison (2004) to record 70 tackles, three sacks and a forced fumble through a team's first nine games of a single season...**vs. Kansas City (Nov. 20):** Notched seven tackles (four solo) in the primetime bout, one of which was a sack on QB Patrick Mahomes on a first down in the third quarter...Became one of six players, and the only defensive back, in the last 30 years to eclipse 90 tackles and four sacks within their team's first 10 games of a season...**at Arizona (Nov. 27):** Totaled eight tackles (five solo), one interception and one forced fumble in the road win at Arizona, becoming the first Chargers defender to record both an interception and a defensive fumble in the same game since 2016...On Arizona's first offensive drive, forced a fumble of RB James Conner to log his second forced fumble of the season and create a takeaway for the Chargers' defense...On fourth-and-one in Arizona's own territory, picked off a QB Kyler Murray pass intended for WR DeAndre Hopkins, collecting his first INT of the season...**at Las Vegas (Dec. 4):** Provided six tackles (three solo) in the game, helping support a secondary that matched a season-best with six passes defended on the afternoon.

DERWIN JAMES JR. NFL STATISTICS

Year	Team	GP	GS	— Tackles —					— Interceptions —					— Fumbles —			ST Tackles	
				Total	Solo	Asst	Sacks	Yds	TFL	No.	Yds	Lg	TD	PD	FF	FR		Yds
2018	Los Angeles Chargers	16	16	105	75	30	3.5	17	4	3	30	23	0	13	0	0	0	0
2019	Los Angeles Chargers	5	5	34	23	11	0.0	0	3	0	0	—	0	1	0	0	0	0
2021	Los Angeles Chargers	15	15	118	75	43	2.0	12.5	7	2	20	15	0	5	3	0	0	0
2022	Los Angeles Chargers	12	12	106	61	45	4.0	33	5	1	0	0	0	4	2	0	0	0
NFL Totals		48	48	363	234	129	9.5	62.5	19	6	50	23	0	23	5	0	0	0

POSTSEASON		GP	GS	— Tackles —					— Interceptions —					— Fumbles —			ST Tackles	
Year	Team			Total	Solo	Asst	Sacks	Yds	TFL	No.	Yds	Lg	TD	PD	FF	FR		Yds
2018	Los Angeles Chargers	2	2	14	10	4	0.0	0	3	0	0	—	0	0	0	0	0	0
Postseason Totals		2	2	14	10	4	0.0	0	3	0	0	—	0	0	0	0	0	0



AUSTIN JOHNSON ⚡ 98

DEFENSIVE LINE | PENN STATE

6-4 | 314 lbs | GALLOWAY, N.J.

UFA (NYG) — 2021

EXPERIENCE: 7TH NFL SEASON

1ST YEAR WITH CHARGERS

2022: Prior to being placed on Reserve/Injured (knee) following Week 9, started all eight appearances along the defensive front, totaling 22 tackles (16 solo), one sack (-10 yards), three tackles for loss and one pass defended...In his first start as a member of the Chargers, anchored a defensive front that totaled six sacks and contributed to three takeaways as a defensive unit...Registered first sack with the Bolts in Week 7 against the Seahawks, notching a third-down takedown of QB Geno Smith...Also set a season-high with five tackles (three solo) in the contest...**vs. Las Vegas (Sept. 11):** Opened the season with a start at DL, securing one solo stop in run support and a pass deflection in the fourth quarter, which led to a third-and-short and an eventual fourth down and turnover on downs...Added a pass defended after batting down a QB Derek Carr attempt in the fourth quarter...**at Kansas City (Sept. 15):** Contributed in run support and supported a defensive unit that held the Chiefs to just seven first downs gained in the opening half...Totaled one tackle...**vs. Jacksonville (Sept. 25):** Logged a solo stop in run support in the fourth quarter...**at Houston (Oct. 2):** Logged a season-high three solo stops in run support...**at Cleveland (Oct. 9):** Matched his Week 4 output with a season-best three solo stops...**vs. Denver (Oct. 17):** Collected a season-high four tackles (three solo) in run support, including a tackle for loss in the fourth quarter...Dropped RB Latavius Murray behind the line of scrimmage on first down to put the Broncos behind the chains, leading to an eventual Denver punt...Supported a defensive unit that allowed a season-low 13 total first downs and

2022, LOS ANGELES CHARGERS																			
Date	Opp.	Res.	P/S	Games						Tackles					Interceptions			Fumbles	
				Tot	So	As	Sk	Yd	TFL	No.	Yd	Lg	TD	PD	FF	FR			
09/11	LV	W	1/1	1	1	0	0.0	0	0	0	0	0	0	0	0	0	0	0	0
09/15	at KC	L	1/1	1	0	1	0.0	0	0	0	0	0	0	0	0	0	0	0	0
09/25	Jax	L	1/1	2	1	1	0.0	0	0	0	0	0	0	0	0	0	0	0	0
10/02	at Hou	W	1/1	3	3	0	0.0	0	0	0	0	0	0	0	0	0	0	0	0
10/02	at Cle	W	1/1	3	3	0	0.0	0	0	0	0	0	0	0	0	0	0	0	0
10/17	Den	W	1/1	4	3	1	0.0	0	1	0	0	0	0	0	0	0	0	0	0
10/23	Sea	L	1/1	5	3	2	1.0	10	2	0	0	0	0	0	0	0	0	0	0
11/6	at Atl	W	1/1	3	2	1	0.0	0	0	0	0	0	0	0	0	0	0	0	0
11/13	at SF	L	0/0	- Reserve/Injured -															
11/20	KC	L	0/0	- Reserve/Injured -															
11/27	at Ari	W	0/0	- Reserve/Injured -															
12/04	at LV	L	0/0	- Reserve/Injured -															
12/11	Mia																		
12/18	Ten																		
12/26	at Ind																		
01/01	LAR																		
01/07	at Den																		
'22 TOTALS				6-6	8/8	22	16	6	1.0	10	3	0	0	-	0	1	0	0	0

held the Broncos' offense to -9 net passing yards in the second half and overtime...**vs. Seattle (Oct. 23):** Recorded a season-high five tackles (three solo), including one sack (-10 yards) and two tackles for loss...On third-and-nine late in the third quarter, dropped QB Geno Smith for a loss of 10 yards to force Seattle to settle for a field goal...The sack marked the eighth quarterback takedown of his career and first as a member of the Chargers...**at Atlanta (Nov. 6):** Collected three tackles (two solo) in the winning effort...Supported a defense that held the Falcons to 114 net passing yards in the game.

AUSTIN JOHNSON NFL STATISTICS

Year	Team	GP	GS	- Tackles -					Yds	TFL	- Interceptions -					- Fumbles -			
				Total	Solo	Asst	Sacks	Yds			No.	Yds	Lg	TD	PD	FF	FR	Yds	ST Tackles
2016	Tennessee	10	0	14	7	7	0.5	3	1	0	0	-	0	1	0	0	0	0	0
2017	Tennessee	16	3	23	14	9	1.0	0	1	0	0	-	0	1	0	0	0	0	0
2018	Tennessee	16	9	22	13	9	1.0	6	1	0	0	-	0	2	0	0	0	0	0
2019	Tennessee	16	1	23	11	12	0.0	0	1	0	0	-	0	1	0	0	0	0	0
2020	New York Giants	16	0	18	8	10	1.0	8	2	0	0	-	0	1	1	0	0	0	0
2021	New York Giants	17	17	72	31	41	3.5	23.5	6	0	0	-	0	1	0	1	0	0	0
2022	Los Angeles Chargers	8	8	22	16	6	1.0	10	3	0	0	-	0	1	0	0	0	0	0
NFL Totals		99	38	194	100	94	8.0	50.5	15	0	0	-	0	8	1	1	0	0	0
POSTSEASON				- Tackles -					Yds	TFL	- Interceptions -					- Fumbles -			
Year	Team	GP	GS	Total	Solo	Asst	Sacks	No.			Yds	Lg	TD	PD	FF	FR	Yds	ST Tackles	
2017	Tennessee	2	1	4	2	2	0.0	0	1	0	0	-	0	1	0	0	0	0	0
2019	Tennessee	3	0	1	1	0	0.0	0	0	0	0	-	0	0	0	0	0	0	0
Postseason Totals		5	1	5	3	2	0.0	0	1	0	0	-	0	1	0	0	0	0	0



ZION JOHNSON ⚡ 77

GUARD | BOSTON COLLEGE

6-3 | 316 lbs | BOWIE, MD.

DRAFT 1 — 2022

EXPERIENCE: ROOKIE

2022: Started at RG in each of his first 12-career games... Contributed to an offensive line that had allowed 10 sacks through eight games, which was the lowest mark allowed by an offensive line in the NFL through Week 9...In his first career NFL game and start, anchored an offensive front that did not allow a sack in the season-opening win against the Raiders...Assisted the offensive line in allowing zero sacks en route to a Week 9 win over the Atlanta Falcons...**vs. Las Vegas (Sept. 11):** Started at RG and helped the offensive line to not surrender a sack on the day... Kept QB Justin Herbert upright as the signal-caller produced the fourth-best passer-rating (129.4) by a Chargers QB in a season opener in franchise history...Protected Herbert as he collected his 80th career total touchdown, doing so in his 33rd career game, the second-fastest by any player in league annals...**at Kansas City (Sept. 15):** Started at RG...Protected QB Justin Herbert as he threw for 334 yards and three touchdowns, extending his passing touchdown streak to 23 games, which is the second-longest active streak in the NFL and tied for the third-longest in Chargers history...**vs. Jacksonville (Sept. 25):** Started at RG and blocked for Herbert to help him surpass 900-career completions and 10,000-career passing yards...**at Houston (Oct. 2):** Started at RG and helped block RB Austin Ekeler en route to his fourth-career three-touchdown game...Protected QB Justin Herbert to help him achieve his 19th-career 300+-passing yard game, which are tied with QB Andrew Luck for most such games through three seasons in NFL history...helped the offense collect 27 points in the first half, which were the most by the Chargers in the first half since 2018... **at Cleveland (Oct. 9):** Started at RG...blocked for RB Austin Ekeler en route to a career-high 173 rushing yards and his 50th-career scrimmage touchdown...also helped Ekeler become the first running back in the commond draft era (since 1967) to

ZION JOHNSON NFL GAMES

Year	Team	GP	GS
2022	Los Angeles Chargers	12	12
NFL Totals		12	12

record multiple receiving touchdowns in each of the first six seasons of a career...also protected QB Justin Herbert in his 26th consecutive game with a touchdown pass...**vs. Denver (Oct. 17):** Started at RG...Helped block for QB Justin Herbert to become the fastest player in NFL history to complete 1,000 passes, doing so in 38 games...**vs. Seattle (Oct. 23):** Started at RG...Blocked for QB Justin Herbert en route to throwing his 80th-career touchdown in his 39th-career game, becoming the fourth player in league history to throw at least 80 touchdowns within a players' first 40 games played...**at Atlanta (Nov. 6):** Started at RG...Helped the offensive line allow zero sacks for the second time this season... Protected QB Justin Herbert en route to setting the record for most completed passes in a player's first three seasons in NFL history, passing QB Andrew Luck's mark of 1,062 completions in the fourth quarter...**at San Francisco (Nov. 13):** Started at LG and appeared in all 58 offensive snaps... **vs. Kansas City (Nov. 20):** Started the game at RG...helped QB Justin Herbert surpass 12,000 career passing yards in his 42nd career game, becoming the second-fastest quarterback in NFL history to pass that mark... **at Arizona (Nov. 27):** Started the game at RG...Helped block for QB Justin Herbert to help him tally the second-most touchdown passes and passing yards through a player's first three seasons in NFL history...**at Las Vegas (Dec. 4):** Started the game at RG... Blocked for QB Justin Herbert on his way to throwing over 300 yards for the 20th time in his career, the most by a QB through a player's first three professional seasons in NFL history.



SEBASTIAN JOSEPH-DAY ⚡ 69

DEFENSIVE LINE | **RUTGERS**

6-4 | 310 lbs | STROUDSBURG, PA.

UFA (LAR) — 2022

EXPERIENCE: 5TH NFL SEASON

1ST YEAR WITH CHARGERS

2022: Started all 12 games along the defensive front, totaling 44 tackles (21 solo), one sack, one forced fumble, one fumble recovery and five tackles for loss...In his first start as a member of the Chargers, anchored a defensive front that totaled six sacks and three interceptions of Raiders QB Derek Carr...Secured first sack as a member of the Chargers in the Week 4 road win, dropping Texans QB Davis Mills for a loss of six yards on third-and-10...Partnered with LB Troy Reeder on a safety in the Week 7 matchup against Seattle, marking the first safety by a Chargers defensive unit since 2020...**vs. Las Vegas (Sept. 11):** Stood stout along the defensive front that logged six sacks and nine total quarterback hits in the season-opening win over the Raiders...**at Kansas City (Sept. 15):** Supplied four tackles (two solo), three of which in occurred in run support...Contributed to a defensive unit that held the Chiefs to just seven first downs gained in the first half...**vs. Jacksonville (Sept. 25):** Registered a season-high seven tackles (four solo) and one tackle for loss...Dropped RB Travis Etienne for a loss of four yards in the fourth quarter...at Houston (Oct. 2): Logged three solo stops, including a six-yard, fourth-quarter, third-down sack to force a fourth-and-long and ensuing Chargers takeaway via interception...Provided two solo stops in run support...**at Cleveland (Oct. 9):** Supplied five tackles (one solo) in run support in the road victory...**vs. Denver (Oct. 17):** Logged two tackles (one solo) in run support...Supported a defensive unit that allowed a season-low 13 total first downs and held the Broncos' offense to -9 net passing yards in the second half and overtime...**vs. Seattle (Oct. 23):** Collected four tackles (two solo), including the fourth-quarter drop of RB Kenneth Walker III behind the goalline to register a safety...Partnered with LB Troy Reeder on the safety, registering the first of the season for the Bolts and first safety by a Chargers defensive unit since the 2020 season finale...**at Atlanta (Nov. 6):** Recorded two tackles (one solo), supporting a defense that held the Falcons to 114 net

Date	Opp.	Res.	Games P/S	Tackles						Interceptions				Fumbles				
				Tot	So	As	Sk	Yd	TFL	No.	Yd	Lg	TD	PD	FF	FR		
09/11	LV	W	1/1	0	0	0	0.0	0	0	0	0	0	0	0	0	0	0	
09/15	at KC	L	1/1	4	2	2	0.0	0	0	0	0	0	0	0	0	0	0	
09/25	Jax	L	1/1	7	4	3	0.0	0	2	0	0	0	0	0	0	0	0	
10/02	at Hou	W	1/1	4	2	2	1.0	6	2	0	0	0	0	0	0	0	0	
10/09	at Cle	W	1/1	5	1	4	0.0	0	0	0	0	0	0	0	0	0	0	
10/17	Den	W	1/1	3	2	1	0.0	0	0	0	0	0	0	0	0	0	0	
10/23	Sea	L	1/1	4	2	2	0.0	0	1	0	0	0	0	0	0	0	0	
11/06	at Atl	W	1/1	2	1	1	0.0	0	0	0	0	0	0	0	0	0	0	
11/13	at SF	L	1/1	4	3	1	0.0	0	2	0	0	0	0	0	0	0	0	
11/20	KC	L	1/1	4	1	3	0.0	0	0	0	0	0	0	0	0	1	0	
11/27	at Ari	W	1/1	2	2	0	0.0	0	0	0	0	0	0	0	0	0	1	
12/04	at LV	L	1/1	5	1	4	0.0	0	2	0	0	0	0	0	0	0	0	
12/11	Mia																	
12/18	Ten																	
12/26	at Ind																	
01/01	LAR																	
01/07	at Den																	
'22 TOTALS				6-6	12/12	44	21	23	1.0	6	7	0	0	0	0	0	1	1

passing yards in the game...**at San Francisco (Nov. 13):** Collected four tackles three solo in run support, two of which registered as tackles for loss...The latter of his two tackles for loss came on third-and-one on San Francisco's final offensive drive from L.A.'s one-yard line, as his TFL prevented a San Francisco touchdown...Appeared on a career-high 62 defensive snaps...**vs. Kansas City (Nov. 20):** Tallied four tackles (one solo), adding a forced fumble of QB Patrick Mahomes as the quarterback was attempting to scramble and evade Chargers pass-rushers...Logged his first forced fumble since 2020 and first as a member of the Chargers...**at Arizona (Nov. 27):** Collected two solo tackles and one fumble recovery in the road win...On Arizona's opening drive, landed on a fumble caused by Derwin James Jr. to corral his first career fumble recovery...**at Las Vegas (Dec. 4):** Provided five tackles (one solo), primarily contributing in run support...Logged one quarterback hit on a first-down pass attempt by QB Derek Carr in the fourth quarter, helping lead to an eventual Raiders punt.

SEBASTIAN JOSEPH-DAY NFL STATISTICS

Year	Team	GP	GS	-- Tackles --					Yds	TFL	-- Interceptions --					-- Fumbles --			ST Tackles
				Total	Solo	Asst	Sacks	No.			Yds	Lg	TD	PD	FF	FR	Yds		
2019	Los Angeles Rams	16	15	44	25	19	2.0	10	5	0	0	0	1	0	0	0	0	0	
2020	Los Angeles Rams	16	16	55	35	20	1.0	10	1	0	0	0	3	1	0	0	0	0	
2021	Los Angeles Rams	7	7	38	23	15	3.0	18	3	0	0	0	0	0	0	0	0	0	
2022	Los Angeles Chargers	12	12	44	21	23	1.0	6	7	0	0	0	0	1	1	0	0	0	
NFL Totals		51	50	181	104	77	7.0	44.0	16	0	0	0	4	2	1	0	0	0	
Year	Team	GP	GS	-- Tackles --					Yds	TFL	-- Interceptions --					-- Fumbles --			ST Tackles
				Total	Solo	Asst	Sacks	No.			Yds	Lg	TD	PD	FF	FR	Yds		
2020	Los Angeles Rams	2	2	8	2	6	0.0	0	0	0	0	0	0	0	0	0	0	0	
2021	Los Angeles Rams	1	0	0	0	0	0.0	0	0	0	0	0	0	0	0	0	0	0	
Postseason Totals		3	2	8	2	6	0.0	0	0	0	0	0	0	0	0	0	0	0	



JOSHUA KELLEY ⚡ 27

RUNNING BACK | UCLA

5-11 | 212 lbs | LANCASTER, CALIF.

DRAFT 4 — 2020

EXPERIENCE: 3RD NFL SEASON

3RD YEAR WITH CHARGERS

2022: Through his first eight games of the season, tallied 138 rushing yards on 32 attempts (4.3 avg.) and a long of 16 yards, adding 72 receiving yards on nine receptions (8.0 avg.)...Placed on Reserve/Injured (knee) prior to Week 7 and returned to action in Week 12...Recorded a 5-yard touchdown rush in Week 5 at Cleveland to help propel the Chargers' first half comeback...**vs. Las Vegas (Sept. 11):** Accounted for 21 yards on the ground on four carries (5.3 avg.), adding two receptions for 14 yards (7.0 avg.) through the air for a total of 35 yards from scrimmage... On six touches, reached the line-to-gain for a first down on three occasions...On special teams, added one kickoff return for 15 yards...**at Kansas City (Sept. 15):** Compiled 22 rushing yards on four attempts (5.5 avg.), adding one reception for three yards... The 5.5 yards-per-carry was the highest on the team and is the highest in his career when he received at least four rushing attempts...**vs. Jacksonville (Sept. 25):** Tallied one rush for negative three yards, adding two receptions for six yards (3.0 avg.)...**at Houston (Oct. 2):** Compiled four rushes for 15 yards (3.8 avg.)... **at Cleveland (Oct. 9):** Tallied 49 rushing yards on 10 attempts (4.9 avg) and a rushing touchdown...Added two receptions for 33 yards (16.5 avg.) and a season-long 22-yard reception...Helped the Chargers offense produce 238 rushing yards, which are a season-high and the most the Chargers have posted since 2018...In the

Date	Opp.	Games		Rushing					Receiving					Scrim Yds		
		Res.	P/S	Att	Yds	Avg.	Lg	TD	No.	Yds	Avg.	Lg	TD			
09/11	LV	W	1/0	4	21	5.3	12	0	2	14	7.0	9	0	35		
09/15	at KC	L	1/0	4	22	5.5	8	0	1	3	3.0	3	0	25		
09/25	Jax	L	1/0	1	-3	-3.0	-3	0	2	6	3.0	8	0	3		
10/02	at Hou	W	1/0	4	15	3.8	6	0	0	0	-	-	0	15		
10/09	at Cle	W	1/0	10	49	4.9	16	1	2	33	16.5	22	0	82		
10/17	at Den	W	1/0	0	0	-	-	0	0	0	-	-	0	0		
10/23	Sea	L	0/0	- Reserve/Injured -												
11/06	at Atl	W	0/0	- Reserve/Injured -												
11/13	at SF	L	0/0	- Reserve/Injured -												
11/20	KC	L	0/0	- Reserve/Injured -												
11/27	at Ari	W	1/0	2	4	2.0	4	0	2	16	8.0	11	0	20		
12/04	at LV	L	1/0	7	30	4.3	7	0	0	0	-	-	0	30		
12/11	Mia	Ten														
12/18	Ten															
12/26	at Ind															
01/01	LAR															
01/07	at Den															
'22 TOTALS				6-6	8/0	32	138	4.3	16	1	9	72	8.0	22	0	210

second quarter, he recorded his first touchdown of the season with a 5-yard rush...**vs. Denver (Oct. 17):** Played in two offensive snaps before leaving the game with an injury...**at Arizona (Nov. 27):** Rushed the ball two times for four yards (2.0 avg), while adding two receptions for 16 yards (8.0 avg.) in his first game back in action since Week 6...**at Las Vegas (Dec. 4):** Tallied seven rushes for 30 yards (4.3 avg) with a long of seven yards.

JOSHUA KELLEY NFL STATISTICS

Year	Team	GP	GS	-- Rushing --					-- Receiving --					-- Scrimmage --
				Att	Yds	Avg.	Lg	TD	No.	Yds	Avg.	Lg	TD	Yards
2020	Los Angeles Chargers	14	0	111	354	3.2	33	2	23	148	6.4	35	0	502
2021	Los Angeles Chargers	10	0	33	102	3.1	14	0	5	38	7.6	17	0	140
2022	Los Angeles Chargers	8	0	32	138	4.3	16	1	9	72	8.0	22	0	210
NFL Totals		32	0	176	594	3.4	33	3	37	258	7.0	35	0	822

Year	Team	No.	-- Kickoff Returns --				-- Punt Returns --				-- All-Purpose --		
			Yds	Avg.	Lg	TD	No.	FC	Yds	Avg.	Lg	TD	Yards
2020	Los Angeles Chargers	2	39	19.5	21	0	0	0	0	-	-	0	541
NFL Totals		2	39	19.5	21	0	0	0	0	-	-	0	541



RAHEEM LAYNE ⚡ 41

SAFETY | INDIANA

5-11 | 192 lbs | DELAND, FLA.

FREE AGENT — 2022

EXPERIENCE: ROOKIE

2022: Elevated to the active roster prior to Week 11 at Arizona...**at Arizona (Nov. 27):** Made his NFL debut, contributing to nine snaps on special teams...**at Las Vegas (Dec. 4):**

2022, LOS ANGELES CHARGERS																	
Date	Opp.	Res.	Games		Tackles					Interceptions				Fumbles			
			P/S		Tot	So	As	Sk	Yd	TFL	No.	Yd	Lg	TD	PD	FF	FR
09/11	LV	W	0/0		— Practice Squad	—											
09/15	at KC	L	0/0		— Practice Squad	—											
09/25	Jax	L	0/0		— Practice Squad	—											
10/02	at Hou	W	0/0		— Practice Squad	—											
10/09	at Cle	W	0/0		— Practice Squad	—											
10/17	Den	W	0/0		— Practice Squad	—											
10/23	Sea	L	0/0		— Practice Squad	—											
11/06	at Atl	W	0/0		— Practice Squad	—											
11/13	at SF	L	0/0		— Practice Squad	—											
11/20	KC	L	0/0		— Practice Squad	—											
11/27	at Ari	W	1/0		0	0	0.0	0	0	0	0	0	—	0	0	0	0
12/04	at LV	L	0/0		— Practice Squad	—											
12/11	Mia																
12/18	Ten																
12/26	at Ind																
01/01	LAR																
01/07	at Den																
'22 TOTALS			6-6	1/0	0	0	0	0.0	0	0	0	0	—	0	0	0	0

RAHEEM LAYNE NFL STATISTICS

Year	Team	GP	GS	— Tackles —				Yds	TFL	— Interceptions —					— Fumbles —			ST Tackles
				Total	Solo	Asst	Sacks			No.	Yds	Lg	TD	PD	FF	FR	Yds	
2022	Los Angeles Chargers	1	0	0	0	0	0.0	0	0	—	0	0	—	0	0	0	0	0
NFL Totals		1	0	0	0	0	0.0	0	0	—	0	0	—	0	0	0	0	0



DEANE LEONARD ⚡ 33

DEFENSIVE BACK | MISSISSIPPI

6-0 | 195 lbs | CALGARY, ALBERTA, CANADA

DRAFT 7a — 2022

EXPERIENCE: ROOKIE

2022: Through 12 games, has primarily contributed on special teams, collecting three special teams tackles...**vs. Las Vegas (Sept. 11):** In his NFL debut, logged 15 special teams snaps...**at Kansas City (Sept. 15):** Contributed on 14 special teams snaps...**vs. Jacksonville (Sept. 25):** Saw action on 16 special teams plays...**at Houston (Oct. 2):** Participated on 14 special teams snaps...**at Cleveland (Oct. 9):** Continued to contribute on special teams...**vs. Denver (Oct. 17):** Recovered the Broncos' muffed punt return in the overtime period to help set up K Dustin Hopkins' game-winning 39-yard field goal...**vs. Seattle (Oct. 23):** Participated on 18 special teams plays...**at Atlanta (Nov. 6):** Contributed on 16 special teams plays...**at San Francisco (Nov. 13):** Saw action on 18 special teams snaps...**vs. Kansas City (Nov. 20):** Continued to aid the special teams units...**at Arizona (Nov. 27):** Collected one tackle on punt coverage, his third tackle on special teams this season...**at Las Vegas (Dec. 4):** Contributed on special teams.

2022, LOS ANGELES CHARGERS																
Date	Opp.	Res.	Games		Tackles					Interceptions					Fumbles	
			P/S	Tot	So	As	Sk	Yd	TFL	No.	Yd	Lg	TD	PD	FF	FR
09/11	LV	W	1/0	0	0	0	0.0	0	0	0	0	0	0	0	0	0
09/15	at KC	L	1/0	0	0	0	0.0	0	0	0	0	0	0	0	0	0
09/25	Jax	L	1/0	0	0	0	0.0	0	0	0	0	0	0	0	0	0
10/02	at Hou	W	1/0	0	0	0	0.0	0	0	0	0	0	0	0	0	0
10/09	at Cle	W	1/0	0	0	0	0.0	0	0	0	0	0	0	0	0	0
10/17	Den	W	1/0	0	0	0	0.0	0	0	0	0	0	0	0	0	1
10/23	Sea	L	1/0	0	0	0	0.0	0	0	0	0	0	0	0	0	0
11/06	at Atl	W	1/0	0	0	0	0.0	0	0	0	0	0	0	0	0	0
11/13	at SF	L	1/0	0	0	0	0.0	0	0	0	0	0	0	0	0	0
11/20	KC	L	1/0	0	0	0	0.0	0	0	0	0	0	0	0	0	0
11/27	at Ari	W	1/0	0	0	0	0.0	0	0	0	0	0	0	0	0	0
12/04	at LV	L	1/0	0	0	0	0.0	0	0	0	0	0	0	0	0	0
12/11	Mia	Ten														
12/18	Ten															
12/26	at Ind															
01/01	LAR															
01/07	at Den															
'22 TOTALS			6-6	12/0	0	0	0	0.0	0	0	0	0	0	0	0	1

DEANE LEONARD NFL STATISTICS

Year	Team	GP	GS	— Tackles —				Yds	TFL	— Interceptions —					— Fumbles —			ST Tackles	
				Total	Solo	Asst	Sacks			No.	Yds	Lg	TD	PD	FF	FR	Yds		
2022	Los Angeles Chargers	12	0	0	0	0	0.0	0	0	0	0	0	0	0	0	1	0	0	3
NFL Totals		12	0	0	0	0	0.0	0	0	0	0	0	0	0	0	1	0	0	3



COREY LINSLEY ⚡ 63

CENTER | OHIO STATE

6-3 | 301 lbs | BOARDMAN, OHIO

UFA (GB) — 2021

EXPERIENCE: 9TH NFL SEASON

2ND YEAR WITH CHARGERS

2022: Started nine of the first 11 games of the season at C, missing Week 3 due to a knee injury and Week 6 due to an illness.....Contributed to an offensive line that had allowed 10 sacks through eight games, which was the lowest mark allowed by an offensive line in the NFL through Week 9...Opened the season by anchoring an offensive front that did not allow a sack in the season-opening win against the Raiders...Assisted the offensive line in allowing zero sacks en route to a Week 9 win over the Atlanta Falcons...**vs. Las Vegas (Sept. 11):** Started at C and helped the offensive line to not surrender a sack on the day... Kept QB Justin Herbert upright as the signal-caller produced the fourth-best passer-rating (129.4) by a Chargers QB in a season opener in franchise history...Protected Herbert as he collected his 80th career total touchdown, doing so in his 33rd career game, the second-fastest by any player in league annals...**at Kansas City (Sept. 15):** Started at C and contributed to the offense's two scoring drives before exiting the game at halftime due to injury... **vs. Jacksonville (Sept. 25):** c...**at Houston (Oct. 2):** Started at C and helped block RB Austin Ekeler en route to his fourth-career three-touchdown game...Protected QB Justin Herbert to help him achieve his 19th-career 300+-passing yard game, which are tied with QB Andrew Luck for most such games through three seasons in NFL history...helped the offense collect 27 points in the first half, which were the most by the Chargers in the first half since 2018...**at Cleveland (Oct. 9):** Started at C...blocked for RB Austin Ekeler en route to a career-high 173 rushing yards and his 50th-career scrimmage touchdown...also helped Ekeler become the first running back in the common draft era (since 1967) to record multiple receiving touchdowns in each of the first six seasons of a career...Also protected QB Justin Herbert in his 26th consecutive game with a touchdown pass...**vs. Seattle (Oct. 23):** Started at C...Helped the offensive line block for QB Justin Herbert en route to throwing his 80th-career touchdown in his 39th-career game, becoming the fourth player in league history to throw at least 80 touchdowns within a players' first 40 games played...

COREY LINSLEY NFL GAMES

Year	Team	GP	GS
2014	Green Bay	16	16
2015	Green Bay	13	13
2016	Green Bay	9	9
2017	Green Bay	16	16
2018	Green Bay	16	16
2019	Green Bay	16	16
2020	Green Bay	13	13
2021	Los Angeles Chargers	16	16
2022	Los Angeles Chargers	9	9
NFL Totals		124	124
POSTSEASON			
Year	Team	GP	GS
2014	Green Bay	2	2
2015	Green Bay	2	2
2016	Green Bay	3	3
2019	Green Bay	2	2
2020	Green Bay	2	2
Postseason Totals		11	11

On Reserve/PUP for first seven games of 2016 season.

On Reserve/Injured for three games during 2020 season.

at Atlanta (Nov. 6): Started at C...Helped the offensive line allow zero sacks for the second time this season...Protected QB Justin Herbert en route to setting the record for most completed passes in a player's first three seasons in NFL history, passing QB Andrew Luck's mark of 1,062 completions in the fourth quarter...**at San Francisco (Nov. 13):** Started at C and appeared in all 58 offensive snaps...**vs. Kansas City (Nov. 20):** Started the game at C...helped QB Justin Herbert surpass 12,000 career passing yards in his 42nd career game, becoming the second-fastest quarterback in NFL history to pass that mark...**at Arizona (Nov. 27):** Started the game at C before exiting the game early due to injury...Helped block for QB Justin Herbert to help him tally the second-most touchdown passes and passing yards through a player's first three seasons in NFL history...**at Las Vegas (Dec. 4):** Inactive (Concussion).



KHALIL MACK ⚡ 52

OUTSIDE LINEBACKER | BUFFALO

6-3 | 269 lbs | FORT PIERCE, FLA.

TRADE (CHI) — 2022

EXPERIENCE: 9TH NFL SEASON

1ST YEAR WITH CHARGERS

2022: Through 12 starts, leads the team with seven sacks, two fumble recoveries and 10 tackles for loss, along with 38 tackles (26 solo)...In his first game with the Chargers, logged three sacks, the most by a Chargers defender since 2020, including one of which was a strip-sack that took his career total to 19 total strip sacks and 24 forced fumbles, which rank as the second-most by any player in the NFL since 2014...Propelled the defense to six sacks on the day...Logged fifth sack of the season in the Week 4 road win, dropping Texans QB Davis Mills on fourth down, causing a turnover on downs...In the Week 6 win over Denver, collected his sixth sack in the season and 12th of his career against the Broncos, the second-most by any player since 2014...In the Week 9 win at Atlanta, stripped the ball away from WR Drake London and returned the takeaway 44 yards for the longest strip and ensuing fumble return by a Chargers defender over the last 30 years...**vs. Las Vegas (Sept. 11):** Finished the game with six tackles (five solo) in his first start with the Chargers, creating an instant impact with three sacks, the most by a Bolts defender in a single game since 2020...Opened the performance against the team that drafted him with a tackle for loss of RB Josh Jacobs in the first quarter...Added two sacks of Carr in the second quarter, before closing out the game in the fourth quarter with a strip-sack of Carr on fourth-and-eight...**at Kansas City (Sept. 15):** Dropped QB Patrick Mahomes for nine yards on a second down late in the first quarter, on a Chiefs drive that ultimately culminated with a punt, to find the sack column for the second straight week...Finished the game with two solo tackles...**vs. Jacksonville (Sept. 15):** Tallied five tackles (four solo), all of which occurred in run support...**at Houston (Oct. 2):** Notched two tackles (one solo) and one fourth-down sack for a loss of eight yards...Added a QB pressure on third down of Houston's opening drive, forcing Mills to throw an interception...**at Cleveland (Oct. 2):** Supplied three tackles (two solo) in run support...registered a tackle for loss (-3 yards) in the fourth quarter, bringing down RB Nick Chubb...**vs. Denver (Oct. 17):** Totaled five tackles (four solo) and one sack in the win...Dropped QB Russell Wilson on third down of Denver's opening drive, collecting his sixth sack of the season...Registered 12th career sack against the Broncos, the second-most by any player since he entered the league in 2014...Supported a defensive unit that allowed a season-low 13 total first downs and held the

2022, LOS ANGELES CHARGERS

Date	Opp.	Res.	Games		Tackles					Interceptions				Fumbles			
			P/S	Tot	So	As	Sk	Yd	TFL	No.	Yd	Lg	TD	PD	FF	FR	
09/11	LV	W	1/1	6	5	1	3.0	17	3	0	0	-	0	0	1	0	
09/15	at KC	L	1/1	2	2	0	1.0	9	1	0	0	-	0	0	0	0	
09/25	Jax	L	1/1	5	4	1	0.0	0	0	0	0	-	0	0	0	0	
10/02	at Hou	W	1/1	2	1	1	1.0	8	1	0	0	-	0	0	0	0	
10/09	at Cle	W	1/1	3	2	1	0.0	0	1	0	0	-	0	0	0	0	
10/17	Den	W	1/1	5	4	1	1.0	4	1	0	0	-	0	1	0	0	
10/23	Sea	L	1/1	2	1	1	0.0	0	0	0	0	-	0	0	0	1	
11/06	at Atl	W	1/1	2	2	0	0.0	0	0	0	0	-	0	0	1	1	
11/13	at SF	L	1/1	4	3	1	1.0	10	2	0	0	-	0	0	0	0	
11/20	KC	L	1/1	1	0	1	0.0	0	0	0	0	-	0	0	0	0	
11/27	at Ari	W	1/1	3	2	1	0.0	0	1	0	0	-	0	0	0	0	
12/04	at LV	L	1/1	3	0	3	0.0	0	0	0	0	-	0	0	0	0	
12/11	Mia																
12/18	Ten																
12/26	at Ind																
01/01	LAR																
01/07	at Den																
'22 TOTALS				6-6	12/12	37	26	11	7.0	48	10	0	0	-	0	1	2

Broncos' offense to -9 net passing yards in the second half and overtime...**vs. Seattle (Oct. 23):** Collected two tackles (one solo) and one fumble recovery...Landed on a QB Geno Smith fumble in the second quarter, leading to a Chargers touchdown on the ensuing possession...The recovery marked his first since joining the Chargers...**at Atlanta (Nov. 6):** In the third quarter, stripped the ball away from WR Drake London and returned the takeaway 44 yards, marking the longest fumble return by a Charger that was also credited with forcing the fumble in the last 30 years...With the fumble recovery, marked the first time that he has recovered a fumble in back-to-back games since 2016 (Weeks 11 to 12)...Added two solo stops...Supported a defense that held the Falcons to 114 net passing yards in the game...**at San Francisco (Nov. 13):** Collected four tackles (three solo), including a 10-yard sack of QB Jimmy Garoppolo in the third quarter to take his season total to a team-best seven...Added an additional TFL in pass coverage, dropping RB Elijah Mitchell for a loss of one yard on a screen pass in the third quarter...**vs. Kansas City (Nov. 20):** Supplied one tackle in run support...**at Arizona (Nov. 27):** Provided three tackles (two solo), including one tackle for loss...Partnered with LB Kenneth Murray Jr. to drop RB James Conner for a loss of one yard on second down in the opening quarter, his team-leading 10th tackle for loss this season...**at Las Vegas (Dec. 4):** Supplied three tackles in run support.

KHALIL MACK NFL STATISTICS

Year	Team	GP	GS	-- Tackles --					-- Interceptions --					-- Fumbles --			ST Tackles	
				Total	Solo	Asst	Sacks	Yds	TFL	No.	Yds	Lg	TD	PD	FF	FR		Yds
2014	Oakland	16	16	76	59	17	4.0	29	16	0	0	—	0	3	1	0	0	0
2015	Oakland	16	16	77	57	20	15.0	89	23	0	0	—	0	2	2	0	0	0
2016	Oakland	16	16	73	54	19	11.0	75	14	1	6	6t	1	3	5	3	1	0
2017	Oakland	16	16	78	61	17	10.5	75.5	15	0	0	—	0	3	1	1	0	0
2018	Chicago	14	13	47	37	10	12.5	78	10	1	27	27t	1	4	6	2	0	0
2019	Chicago	16	16	47	40	7	8.5	80.5	8	0	0	—	0	4	5	1	0	0
2020	Chicago	16	16	50	29	21	9.0	64	11	1	33	33	0	3	3	2	0	0
2021	Chicago	7	7	19	15	4	6.0	50	6	0	0	—	0	0	0	1	23	0
2022	Los Angeles Chargers	12	12	37	26	11	7.0	48	10	0	0	—	0	1	2	2	43	0
NFL Totals		129	128	504	378	126	83.5	589.0	113	3	66	33	2	23	25	12	67	0
POSTSEASON																		
Year	Team	GP	GS	-- Tackles --					-- Interceptions --					-- Fumbles --			ST Tackles	
Total	Solo	Asst	Sacks	Yds	TFL	No.	Yds	Lg	TD	PD	FF	FR	Yds					
2016	Oakland	1	1	11	8	3	0.0	0	2	0	0	—	0	0	0	0	0	0
2018	Chicago	1	1	6	5	1	0.0	0	1	0	0	—	0	0	0	0	0	0
2020	Chicago	1	1	2	1	1	0.0	0	1	0	0	—	0	1	0	0	0	0
Postseason Totals		3	3	19	14	5	0.0	0	4	0	0	—	0	1	0	0	0	0



TRE' MCKITTY ⚡ 88

TIGHT END | GEORGIA

6-4 | 246 lbs | WESLEY CHAPEL, FLA.

DRAFT 3b — 2021

EXPERIENCE: 2ND NFL SEASON

2ND YEAR WITH CHARGERS

2022: Appeared in each of the team's first 11 games (five starts) of the season, making his first start of the season at Houston... Totaled three catches for 24 yards (8.0 avg.) in the season-opening win against the division-rival Raiders, helping the Bolts start the season with a win on Kickoff Weekend for the third-straight year...**vs. Las Vegas (Sept. 11):** Amassed 24 yards on three catches (8.0 avg.) with a long grab of 12 yards...**at Kansas City (Sept. 15):** Played in 39 snaps on offense, as well as four snaps on special teams, against the Chiefs...**vs. Jacksonville (Sept. 25):** Contributed to the teams' offense and special teams units...**at Houston (Oct. 2):** Made his first start of the season at TE, collecting one reception for four yards...**at Cleveland (Oct. 9):** Played 36 snaps on offense...**vs. Denver (Oct. 17):** Started at TE for the second time this season...Played in 39 offensive snaps...**vs. Seattle (Oct. 23):** Started his third game of the season at TE, playing in 24 offensive snaps...**at Atlanta (Nov. 6):** Started his fourth game of the season at TE, playing in 24 snaps on offense...**at San Francisco (Nov. 13):** Hauled in a season-high tying three receptions for 21 yards (7.0 avg)...**vs. Kansas City (Nov. 20):** Contributed to 39 snaps on offense...**at Arizona (Nov. 27):** Started

2022, LOS ANGELES CHARGERS															
Date	Opp.	Res.	Games		Receiving					Rushing				Scrim Yds	
			P/S	No.	Yds	Avg.	Lg	TD	Att	Yds	Avg.	Lg	TD		
09/11	LV	W	1/0	3	24	8.0	12	0	0	0	—	—	0	24	
09/15	at KC	L	1/0	0	0	—	—	0	0	0	—	—	0	0	
09/25	Jax	L	1/0	0	0	—	—	0	0	0	—	—	0	0	
10/02	at Hou	W	1/1	1	4	4.0	4	0	0	0	—	—	0	4	
10/09	at Cle	W	1/0	0	0	—	—	0	0	0	—	—	0	0	
10/17	Den	W	1/1	0	0	—	—	0	0	0	—	—	0	0	
10/23	Sea	L	1/1	0	0	—	—	0	0	0	—	—	0	0	
11/06	at Atl	W	1/1	0	0	—	—	0	0	0	—	—	0	0	
11/13	at SF	L	1/0	3	21	7.0	9	0	0	0	—	—	0	21	
11/20	KC	L	1/0	0	0	—	—	0	0	0	—	—	0	0	
11/27	at Ari	W	1/1	0	0	—	—	0	0	0	—	—	0	0	
12/04	at LV	L	1/0	1	8	8.0	8	0	0	0	—	—	0	8	
12/11	Mia														
12/18	Ten														
12/26	at Ind														
01/01	LAR														
01/07	at Den														
'22 TOTALS			6-6	12/5	8	57	7.1	12	0	0	0	—	—	0	57

the game at TE, appearing in 26 snaps on offense...**at Las Vegas (Dec. 4):** Recorded one reception for eight yards...Appeared in 25 snaps on offense.

TRE' MCKITTY NFL STATISTICS

Year	Team	GP	GS	No.	— Receiving —				Att	— Rushing —				— Scrimmage — Yards
					Yds	Avg.	Lg	TD		Yds	Avg.	Lg	TD	
2021	Los Angeles Chargers	11	4	6	45	7.5	12	0	0	0	—	—	0	45
2022	Los Angeles Chargers	12	5	8	57	7.1	12	0	0	0	—	—	0	57
NFL Totals		23	9	14	102	7.3	12	0	0	0	—	—	0	102



SONY MICHEL ⚡ 20

RUNNING BACK | GEORGIA

5-11 | 215 lbs | PLANTATION, FLA.

FREE AGENT — 2022

EXPERIENCE: 5TH NFL SEASON

1ST YEAR WITH CHARGERS

2022: In 10 games, compiled 106 rushing yards on 36 rushes (2.9 avg.) with a long of eight yards, adding 53 yards on nine receptions...With seven rushes in the season opener, eclipsed 750 career rushing attempts...**vs. Las Vegas (Sept. 11):** Rushed seven times for 12 yards (1.7 avg.), adding a first down in the fourth quarter...On the final offensive possession to seal the win, gained three yards on a third-and-two up the middle with less than two minutes remaining...**at Kansas City (Sept. 15):** Tallied 13 rushing yards on four attempts (3.3. avg.), adding six yards on one reception...**vs. Jacksonville (Sept. 25):** Compiled five rushes for a team-high 22 yards (2.9 avg), adding one reception for nine yards...**at Houston (Oct. 2):** Tallied six rushes for 11 yards (1.8 avg), adding three catches for 16 yards (5.3 avg) through the air... **at Cleveland (Oct. 9):** Recorded one rush for no gain...**vs. Denver (Oct. 17):** Tallied 28 rushing yards on eight attempts (3.5 avg.), as well as added three receptions for 14 yards (4.7 avg)...Recorded three rushing first downs for the first time since Week 18 of the 2021 season... **vs. Seattle (Oct. 23):** Recorded two rushed for five yards (2.5 avg.), as well as recording one catch for eight yards... **at Atlanta (Nov. 6):** Tallied one rush for 12 yards...**at San Francisco (Nov. 13):** Recorded one rush for two yards in the third quarter... **vs. Kansas City (Nov. 20):** Received one rush that went for one yard on third-and-1 in the fourth quarter to extend the drive...**at Arizona (Nov. 27):** Inactive (healthy scratch).

2021: Appeared in all 17 games with the Rams, starting seven at RB...Accounted for 845 yards on 208 carries (4.1 avg.) with four rushing scores, along wit 21 catches for 128 yards (6.1 avg.) and one touchdown through the air...In the postseason, contributed 26 rushes for 80 yards (3.1 avg.) with a long of 35 yards, as the Rams secured the World Championship...**at Seattle (Oct. 7):** Found te endzone for the first time as a Rams contributor, helping secure a road divisional win...**vs. Jacksonville (Dec. 5):** Accounted for a then-season-high 121 yards on 24 carries (5.0 avg.) with a long rush of 25 yards in his second start of the season...Went on to start each of the remaining five games of the regular season for the Rams... **at Minnesota (Dec. 26):** Rushed for a season-high 131 yards on a career-high 27 touches (4.9 avg.) and one touchdown, adding a four-yard reception...Hit pay dirt on the ground in the first quarter to gain an early lead...**vs. Arizona (Wild Card, Jan. 17):** Notched 13 carries for 58 yards (4.5 avg.) with a long rush of 35 yards in the Wild Card Round win over the Cardinals...**at Cincinnati (Super Bowl LVI, Feb. 13):** Rushed twice for two yards (1.0 avg.).

2022, LOS ANGELES CHARGERS

Date	Opp.	Games		Rushing					Receiving				Scrim Yds		
		Res.	P/S	Att	Yds	Avg.	Lg	TD	No.	Yds	Avg.	Lg		TD	
09/11	LV	W	1/0	7	12	1.7	6	0	0	0	—	—	0	12	
09/15	at KC	L	1/0	4	13	3.3	7	0	1	6	6.0	6	0	19	
09/25	Jax	L	1/0	5	22	2.9	8	0	1	9	9.0	9	0	31	
10/02	at Hou	W	1/0	6	11	1.8	4	0	3	16	5.3	9	0	27	
10/09	at Cle	W	1/0	1	0	0.0	0	0	0	0	—	—	0	0	
10/17	Den	W	1/0	8	28	3.5	7	0	3	14	4.7	6	0	42	
10/23	Sea	L	1/0	2	5	2.5	4	0	1	8	8.0	8	0	13	
11/06	at Atl	W	1/0	1	12	12.0	12	0	0	0	—	—	0	12	
11/13	at SF	L	1/0	1	2	2.0	2	0	0	0	—	—	0	2	
11/20	KC	L	1/0	1	1	1.0	1	0	0	0	—	—	0	1	
11/27	at Ari	W	0/0	—Inactive—											
12/04	at LV	L	0/0	—Inactive—											
12/11	Mia														
12/18	Ten														
12/26	at Ind														
01/01	LAR														
01/07	at Den														
'22 TOTALS				6-6	10/0	36	106	2.9	12	0	9	53	5.9	9	0

2020: Started six of nine appearances in 2020, totaling 449 yards on 79 rushing attempts (5.7 avg.) with one touchdown, along with seven receptions for 114 yards to notch a career-best 16.3-yard receiving average...Missed seven games after being placed on Reserve/Injured, Weeks 4 through 11...**vs. Miami (Sept. 13):** Opened the season with 10 carries for 37 yards (3.7 avg.) in a starting appearance...Found the end zone in the fourth quarter to help secure the Week 1 win over the division-rival Dolphins... **vs. Las Vegas (Sept. 27):** Rushed nine times for a season-best 117 yards on the ground (13.0 avg.)...Added two catches for 24 yards in the winning effort...**vs. N.Y. Jets (Jan. 3):** Closed out the regular season with a season-high 16 carries for 76 yards (4.8 avg.), along with three catches for a career-best 60 yards, including a career-long 31-yard touchdown catch in the fourth quarter, helping solidify the victory.

2019: Played in all 16 regular-season games with 14 starts, accruing 912 yards rushing on 247 attempts (3.7 avg.) with a career-high seven touchdowns...Also caught 12 passes for 94 yards (7.83 avg.)...**at Miami (Sept. 15):** Started and was the team's leading rusher with 21 carries for 83 yards (3.95 avg.) and a one-yard touchdown run in the victory...**at Washington (Oct. 6):** Finished with 19 carries for 91 yards (4.79 avg.) and a touchdown, while also adding three receptions for 32 yards (10.6 avg.) in the victory at Washington...**at NY Jets (Oct. 21):** Set a regular season career-high with three rushing touchdowns on 19 carries, picking up 42 rushing yards (2.21 avg.) in the win...**vs. Buffalo (Dec. 21):** Started and rushed 21 times for a season-high 96 yards (4.57 avg.), with a long of 25 yards, in the winning effort...**vs. Miami (Dec. 29):** Set a new single-season career-best with his seventh rushing score of the year...**vs. Tennessee (AFC Wild Card, Jan. 4):** Totaled 61 yards on 14 carries (4.36 avg.), along with nine yards on two catches (4.50 avg.), in the AFC Wild Card loss.

2018: As a rookie, totaled a career-high 931 yards on 209 rushes (4.5 avg.) with six touchdowns...Added seven receptions for 50 yards (7.14 avg.) and returned four kickoffs for 77 yards (19.25 avg.)...In the postseason, en route to New England's Super Bowl LIII victory, recorded an NFL rookie record six rushing touchdowns and eclipsed 100 yards on the ground in all three outings... Collected 336 yards on 71 carries (4.7 avg.) in the playoffs along with the six touchdowns...Registered 100 yards rushing on four occasions in the regular season...**vs. Miami (Sept. 30):** Started and rushed 25 times for 112 yards (4.48 avg.), including his first career touchdown on a 10-yard scamper in the fourth quarter of the victory...**at NY Jets (Nov. 25):** Started and rushed 21 times for a career-high 133 yards (6.33 avg.) and a touchdown, while adding two receptions for 12 yards (6.0 avg.) in the victory...**vs. LA Chargers (AFC Divisional, Jan. 13):** Rushed 24 times for 129 yards (5.38 avg.) with three rushing touchdowns in the postseason win... **at Kansas City (AFC Championship, Jan. 20):** Started and was a key factor on offense, rushing 29 times for 113 yards (3.90 avg.) with two touchdowns in the AFC Championship victory, including the game-winning touchdown in OT...**vs. LA Rams (Super Bowl LIII, Feb. 3):** Started and rushed 18 times for 94 yards (5.22 avg.) and scored the game's lone touchdown on a two-yard run in the fourth quarter.

COLLEGE: Over four years at Georgia (2014-17), totaled 3,638 career rushing yards to rank third all-time in program history... Career rushing mark ranked 16th all-time among all rushers in Southeastern Conference annals upon his final season in Athens, Ga. ...In four seasons, eclipsed 100 yards rushing on 11 occasions, adding 33 career touchdowns on the ground...Named a team captain for each of his final two seasons...As a senior in 2017, accounted for 1,227 yards on just 156 carries, earning Offensive MVP following the Bulldogs' Rose Bowl victory with a four rushing touchdowns, including the game-winning touchdown in double overtime and a 75-yard score to set a new Georgia bowl record, finishing the CFP Semifinal Game with a career-best 181 rushing yards...Voted the team's Offensive MVP as a sophomore in 2016 after rushing for 1,161 yards and eight touchdowns.

PERSONAL: Born in Orlando, Fla. ...Majored in communication studies at Georgia...**High School:** Attended American Heritage School in Plantation, Fla. ...2013 American Family Insurance USA Today All-USA First Team and All-USA Florida Team...Named USA Today Florida Football Player of the Year and was selected to Florida's Class 5A All-State First Team...A five-year contributor, contributed to the program as an eighth grade student...As a senior in 2013, rushed for 1,833 yards and 24 touchdowns...Also competed in track & field, earning first-place finishes in the 100-meter dash and 200-meter dash at the FHSAA 2A District Meet as a sophomore in 2011.

SONY MICHEL NFL STATISTICS

Year	Team	GP	GS	-- Rushing --					-- Receiving --					-- Scrimmage --
				Att	Yds	Avg.	Lg	TD	No.	Yds	Avg.	Lg	TD	Yards
2018	New England	13	8	209	931	4.5	34t	6	7	404	7.1	13	0	981
2019	New England	16	14	247	912	3.7	26	7	12	993	7.8	19	0	1,006
2020	New England	9	6	79	449	5.7	48	1	7	403	16.3	31t	1	563
2021	Los Angeles Rams	17	7	208	845	4.1	39	4	21	647	6.1	24	1	973
2022	Los Angeles Chargers	10	0	36	106	2.9	12	0	9	53	5.9	9	0	159
NFL Totals		65	35	779	3,243	4.2	48	18	56	439	7.8	31t	2	3,682
POSTSEASON				-- Receiving --					-- Rushing --					-- Scrimmage --
Year	Team	GP	GS	No.	Yds	Avg.	Lg	TD	Att	Yds	Avg.	Lg	TD	Yards
2018	New England	3	2	71	336	4.7	40	6	1	9	9.0	9	0	345
2019	New England	1	0	14	61	4.4	25	0	2	9	4.5	7	0	70
2021	Los Angeles Rams	4	1	26	80	3.1	35	0	3	-8	-2.7	0	0	72
Postseason Totals		8	3	111	477	4.3	40	6	6	10	1.7	9	0	487



JASON MOORE JR. ⚡ 11

WIDE RECEIVER | FINDLAY

6-3 | 215 lbs | OBERLIN, OHIO

FREE AGENT — 2019

EXPERIENCE: 2ND NFL SEASON

4TH YEAR WITH CHARGERS

2022: Elevated to the active roster prior to Week 4...Active, did not play after being activated (Gameday Elevation) from the practice squad in Week 2...Made season debut in the Week 4 road win at Houston...Collected first catch of the season, a five-yard grab, in Week 7 vs. Seattle...**at Kansas City (Sept. 15):** Active, did not play...**at Houston (Oct. 2):** Saw action on four offensive snaps...**at Cleveland (Oct. 9):** Saw action on 15 offensive plays in the road victory...**vs. Denver (Oct. 17):** Contributed on offense and on special teams...**vs. Seattle (Oct. 23):** Hauled in first catch of the season, a five-yard grab, in the fourth quarter...Finished the game with one catch for five yards (5.0 avg.)...Saw action on 25 offensive snaps...Also contributed on special teams...**at Atlanta (Nov. 6):** Saw action on eight offensive snaps...**at San Francisco (Nov. 13):** Contributed on four offensive snaps...**vs. Kansas City (Nov. 20):** Inactive (healthy scratch)...**at Arizona (Nov. 27):** Inactive (healthy scratch).

2022, LOS ANGELES CHARGERS																
Date	Opp.	Res.	Games P/S	Receiving					Rushing					Scrim Yds		
				No.	Yds	Avg.	Lg	TD	Att	Yds	Avg.	Lg	TD			
09/11	LV	W	0/0	— Practice Squad —												
09/15	at KC	L	0/0	— Did Not Play —												
09/25	Jax	L	0/0	— Practice Squad —												
10/02	at Hou	W	1/0	0	0	—	—	0	0	0	—	—	0	0		
10/09	at Cle	W	1/0	0	0	—	—	0	0	0	—	—	0	0		
10/17	Den	W	1/0	0	0	—	—	0	0	0	—	—	0	0		
10/23	Sea	L	1/0	1	5	5.0	5	0	0	0	—	—	0	0		
11/06	at Atl	W	1/0	0	0	—	—	0	0	0	—	—	0	0		
11/13	at SF	L	1/0	0	0	—	—	0	0	0	—	—	0	0		
11/20	KC	L	0/0	— Inactive —												
11/27	at Ari	W	0/0	— Inactive —												
12/04	at LV	L	0/0	— Inactive —												
12/11	Mia															
12/18	Ten															
12/26	at Ind															
01/01	LAR															
01/07	at Den															
'22 TOTALS				6-6	6/0	1	5	5.0	5	0	0	0	—	—	0	0

JASON MOORE JR. NFL STATISTICS

Year	Team	GP	GS	— Receiving —					— Rushing —					— Scrimmage —
				No.	Yds	Avg.	Lg	TD	Att	Yds	Avg.	Lg	TD	Yards
2019	Los Angeles Chargers	10	0	2	43	21.5	32	0	0	0	—	—	0	43
2020	Los Angeles Chargers	2	0	0	0	—	—	0	0	0	—	—	0	0
2021	Los Angeles Chargers	2	1	3	56	18.7	24	0	0	0	—	—	0	56
2022	Los Angeles Chargers	6	0	1	5	5.0	5	0	0	0	—	—	0	5
NFL Totals		20	1	6	104	17.3	32	0	0	0	—	—	0	104



KENNETH MURRAY JR. ⚡ 9

LINEBACKER | OKLAHOMA

6-2 | 241 lbs | HOUSTON, TEXAS

DRAFT 1b — 2020

EXPERIENCE: 3RD NFL SEASON

3RD YEAR WITH CHARGERS

2022: Has appeared in all 12 games this season and has made 11 starts at LB...Helped propel a defensive unit that totaled three interceptions and six sacks in the season-opening win over the Raiders, as the Bolts claimed victory in Week 1 for the third-straight season...Recorded his first-career interception in Week 7 against the Seahawks, picking off QB Geno Smith in the first drive of the game...Forced his first-career fumble in Week 13 at Las Vegas...**vs. Las Vegas (Sept. 11):** Started at LB and totaled five tackles (two solo)...**at Kansas City (Sept. 15):** Started at LB and compiled three tackles (one solo)...**vs. Jacksonville (Sept. 25):** Started at LB and tallied three tackles (two solo) and one tackle for loss...**at Houston (Oct. 2):** Started at LB, tallying five tackles (three solo)...Helped the Chargers defense limit the Texans to seven points in the first half, the fewest allowed by the defense in the first half since the beginning of the 2021 season...**at Cleveland (Oct. 9):** Started at LB and collected four total tackles (three solo)...**vs. Denver (Oct. 17):** Started at LB, compiling 5 total tackles (four solo)...Contributed to a defense that limited the Broncos to six points after the first quarter, including forcing two three-and-outs in overtime...**vs. Seattle (Oct. 23):** Recorded five tackles (five solo) and tallied his first-career interception, coming off of a deflection from CB Asante Samuel Jr., returning it for 16 yards...**at Atlanta (Nov. 6):** Recorded six total tackles (five solo), including one tackle for loss...**at San Francisco (Nov. 13):** Started at LB for the eighth time this season...Recorded five total tackles (two

2022, LOS ANGELES CHARGERS

Date	Opp.	Res.	Games		Tackles					Interceptions					Fumbles		
			P/S	Tot	So	As	Sk	Yd	TFL	No.	Yd	Lg	TD	PD	FF	FR	
09/11	LV	W	1/1	5	3	2	0.0	0	0	0	0	0	0	0	0	0	0
09/15	at KC	L	1/1	3	1	2	0.0	0	0	0	0	0	0	0	0	0	0
09/25	Jax	L	1/1	3	2	1	0.0	0	1	0	0	0	0	0	0	0	0
10/02	at Hou	W	1/1	5	3	2	0.0	0	1	0	0	0	0	0	0	0	0
10/09	at Cle	W	1/1	4	3	1	0.0	0	0	0	0	0	0	0	0	0	0
10/17	Den	W	1/1	5	4	1	0.0	0	0	0	0	0	0	0	0	0	0
10/23	Sea	L	1/1	5	5	0	0.0	0	0	1	16	16.0	0	1	0	0	0
11/06	at Atl	W	1/0	6	5	1	0.0	0	1	0	0	0	0	0	0	0	0
11/13	at SF	L	1/1	5	2	3	0.0	0	2	0	0	0	0	0	0	0	0
11/20	KC	L	1/1	0	0	0	0.0	0	0	0	0	0	0	0	0	0	0
11/27	at Ari	W	1/1	7	3	4	0.0	0	0	0	0	0	0	0	1	0	0
12/04	at LV	L	1/1	3	2	1	0.0	0	0	0	0	0	0	0	0	1	0
12/11	Mia	Ten															
12/18	Ten																
12/26	at Ind																
01/01	LAR																
01/07	at Den																
'22 TOTALS			6-6	12/11	51	33	18	0.0	0	5	1	16	16.0	0	2	1	0

solo), including two tackles for loss...**vs. Kansas City (Nov. 20):** Received the start at LB...Played in 48 snaps before leaving the game due to injury...**at Arizona (Nov. 27):** Started the game at LB...Tallied seven total tackles (four solo), while also adding one pass defense...**at Las Vegas (Dec. 4):** Started the game at LB...Totaled three total tackles (two solo)...Recorded his first-career forced fumble, jarring the ball loose from Raiders RB Josh Jacobs and recovered by LB Kyle Van Noy.

KENNETH MURRAY JR. NFL STATISTICS

Year	Team	GP	GS	— Tackles —				Yds	TFL	— Interceptions —					— Fumbles —			ST Tackles
				Total	Solo	Asst	Sacks			No.	Yds	Lg	TD	PD	FF	FR	Yds	
2020	Los Angeles Chargers	16	16	107	68	39	1.0	4	5	0	0	—	0	3	0	0	0	0
2021	Los Angeles Chargers	11	6	31	17	14	0.0	0	2	0	0	—	0	0	0	0	0	0
2022	Los Angeles Chargers	12	11	51	33	18	0.0	0	5	1	16	16.0	0	2	1	0	0	0
NFL Totals		39	33	189	118	71	1.0	4	12	1	16	16.0	0	5	1	0	0	0



NICK NIEMANN ⚡ 31

LINEBACKER | IOWA

6-3 | 244 lbs | SYCAMORE, ILL.

DRAFT 6a — 2021

EXPERIENCE: 2ND NFL SEASON

2ND YEAR WITH CHARGERS

2022: Primarily contributed on special teams through the first 12 games...Logged first special teams tackles of the season in the Week 4 win at Houston, totaling two stops in coverage... Deflected a punt in Week 10 at San Francisco, setting up a field goal on the ensuing drive...**vs. Las Vegas (Sept. 11):** Logged 16 special teams snaps played, which tied for the second-most by any player on the team...Helped the Bolts start the season with a win on Kickoff Week for the third-straight year...**at Kansas City (Sept. 15):** Appeared in 20 special teams snaps. **vs. Jacksonville (Sept. 25):** Saw action on 16 special teams plays...**at Houston (Oct. 2):** Contributed on 18 special teams snaps, logging tackles on punt coverage in the fourth quarter and kickoff coverage in the first quarter...**at Cleveland (Oct. 9):** Logged 15 snaps on special teams... **vs. Denver (Oct. 17):** Contributed to 19 snaps on special teams... **vs. Seattle (Oct. 23):** Logged 19 special teams snaps...**at Atlanta (Nov. 6):** Appeared in 16 snaps on special teams...**at San Francisco (Nov. 13):** Contributed to 18 snaps on special teams...Deflected a punt in the second quarter to set up a K Cameron Dicker 25-yard field goal...It was the Chargers' first punt deflection since the 2014 season...**vs. Kansas City (Nov. 20):** Logged 18 snaps on special

2022, LOS ANGELES CHARGERS																	
Date	Opp.	Res.	Games		Tackles					Interceptions					Fumbles		
			P/S		Tot	So	As	Sk	Yd	TFL	No.	Yd	Lg	TD	PD	FF	FR
09/11	LV	W	1/0		0	0	0	0.0	0	0	0	0	0	0	0	0	0
09/15	at KC	L	1/0		0	0	0	0.0	0	0	0	0	0	0	0	0	0
09/25	Jax	L	1/0		0	0	0	0.0	0	0	0	0	0	0	0	0	0
10/02	at Hou	W	1/0		0	0	0	0.0	0	0	0	0	0	0	0	0	0
10/09	at Cle	W	1/0		0	0	0	0.0	0	0	0	0	0	0	0	0	0
10/17	Den	W	1/0		0	0	0	0.0	0	0	0	0	0	0	0	0	0
10/23	Sea	L	1/0		0	0	0	0.0	0	0	0	0	0	0	0	0	0
11/06	at Atl	W	1/0		0	0	0	0.0	0	0	0	0	0	0	0	0	0
11/13	at SF	L	1/0		0	0	0	0.0	0	0	0	0	0	0	0	0	0
11/20	KC	L	1/0		0	0	0	0.0	0	0	0	0	0	0	0	0	0
11/27	at Ari	W	1/0		0	0	0	0.0	0	0	0	0	0	0	0	0	0
12/04	at LV	L	1/0		0	0	0	0.0	0	0	0	0	0	0	0	0	0
12/11	Mia																
12/18	Ten																
12/26	at Ind																
01/01	LAR																
01/07	at Den																
'22 TOTALS		6-6	12/0		0	0	0	0.0	0	0	0	0	0	0	0	0	0

teams and collected an assisted tackle on special teams...**at Arizona (Nov. 27):** Appeared in 19 snaps on special teams...**at Las Vegas (Dec. 4):** Contributed to 18 snaps on special teams.

NICK NIEMANN NFL STATISTICS

Year	Team	GP	GS	— Tackles —				Yds	TFL	— Interceptions —					— Fumbles —			ST Tackles	
				Total	Solo	Asst	Sacks			No.	Yds	Lg	TD	PD	FF	FR	Yds		
2021	Los Angeles Chargers	17	0	8	5	3	0.0	0	0	1	0	0	0	0	0	0	0	0	14
2022	Los Angeles Chargers	12	0	0	0	0	0.0	0	0	0	0	0	0	0	0	0	0	0	3
NFL Totals		29	0	8	5	3	0.0	0	0	1	0	0	0	0	0	0	0	0	17



STORM NORTON ⚡ 74

TACKLE | TOLEDO

6-7 | 317 lbs | TOLEDO, OHIO

FREE AGENT — 2020

EXPERIENCE: 3RD NFL SEASON

3RD YEAR WITH CHARGERS

2022: Appeared in 11 games of the season for the Chargers... Primarily contributed on special teams in the season opener, providing protection support on the field goal unit...**vs. Las Vegas (Sept. 11):** Logged three offensive snaps and five special teams snaps played, contributing primarily on the field goal protection unit...**at Kansas City (Sept. 15):** Appeared in 34 offensive snaps after RT Trey Pipkins III left the game due to injury...Protected QB Justin Herbert to two touchdown drives in the second half... Contributed to four special teams snaps...**vs. Jacksonville (Sept. 25):** Appeared in 28 offensive snaps in the second half after LT Rashawn Slater left the game in the third quarter due to an injury...**at Houston (Oct. 2):** Contributed to six special teams units, playing primarily on the field goal protection unit...**at Cleveland (Oct. 9):** Played in five offensive snaps in the first half in relief of an injured T Trey Pipkins III...Added six special teams snaps, primarily on the field goal unit...**vs. Denver (Oct. 17):** Appeared in five snaps on special teams...**vs. Seattle (Oct. 23):** Contributed to three snaps

STORM NORTON NFL GAMES

Year	Team	GP	GS
2018	Minnesota	1	0
2020	Los Angeles Chargers	6	3
2021	Los Angeles Chargers	17	15
2022	Los Angeles Chargers	11	0
NFL Totals		35	18

on special teams...**at Atlanta (Nov. 6):** Appeared in 12 offensive snaps after RT Trey Pipkins III left the game due to injury...Also appeared in four special teams snaps, appearing on the field goal protection unit...**at San Francisco (Nov. 13):** Contributed to four snaps on the field goal protection unit on special teams...**vs. Kansas City (Nov. 20):** Appeared in five special teams snaps on the field goal protection unit, as well as one snap on offense...**at Arizona (Nov. 27):** Inactive (healthy scratch)...**at Las Vegas (Dec. 4):** Contributed to five snaps on special teams.



AMEN OGBONGBEMIGA ⚡ 57

LINEBACKER | OKLAHOMA STATE

6-0 | 231 lbs | CALGARY, ALBERTA, CANADA

FREE AGENT — 2021

EXPERIENCE: 2ND NFL SEASON

2ND YEAR WITH CHARGERS

2022: Has appeared in all 12 games this season, playing primarily on special teams and contributing to the most special teams snaps on the Chargers with 251 through 12 games...Primarily contributed on special teams in the season-opening win over the division-rival Raiders, helping the club secure the third-straight Week 1 victory...Led the team in special teams snaps with 23 in the Week 6 win over Denver...Led the team again in special teams snaps with 20 in the team's win over Atlanta...**vs. Las Vegas (Sept. 11):** Logged 16 special teams snaps played, which tied for the second-most by any player on the team...**at Kansas City (Sept. 15):** Contributed to 20 special teams snaps...**vs. Jacksonville (Sept. 25):** Played in 16 special teams snaps...**at Houston (Oct. 2):** Contributed to 18 special teams snaps, which were tied for a team-best...**at Cleveland (Oct. 9):** Continued to provide reliable support on special teams...**vs. Denver (Oct. 17):** Tallied a team-high 23 special teams snaps...**vs. Seattle (Oct. 23):** Tallied a team-high in special teams snaps for a second-consecutive week, playing in 26 snaps...Recorded one tackle on special teams...**at Atlanta (Nov. 6):** Led the team in snaps on special teams with 20...**at San Francisco (Nov. 13):** Contributed to a team-high 23 snaps on special teams...

2022, LOS ANGELES CHARGERS																		
Date	Opp.	Res.	Games		Tackles					Interceptions					Fumbles			
			Res.	P/S	Tot	So	As	Sk	Yd	TFL	No.	Yd	Lg	TD	PD	FF	FR	
09/11	LV	W	1/0		0	0	0	0.0	0	0	0	0	0	0	0	0	0	0
09/15	at KC	L	1/0		0	0	0	0.0	0	0	0	0	0	0	0	0	0	0
09/25	Jax	L	1/0		0	0	0	0.0	0	0	0	0	0	0	0	0	0	0
10/02	at Hou	W	1/0		0	0	0	0.0	0	0	0	0	0	0	0	0	0	0
10/09	at Cle	W	1/0		0	0	0	0.0	0	0	0	0	0	0	0	0	0	0
10/17	Den	W	1/0		0	0	0	0.0	0	0	0	0	0	0	0	0	0	0
10/23	Sea	L	1/0		0	0	0	0.0	0	0	0	0	0	0	0	0	0	0
11/06	at Atl	W	1/0		0	0	0	0.0	0	0	0	0	0	0	0	0	0	0
11/13	at SF	L	1/0		0	0	0	0.0	0	0	0	0	0	0	0	0	0	0
11/20	KC	L	1/0		0	0	0	0.0	0	0	0	0	0	0	0	0	0	0
11/27	at Ari	W	1/0		0	0	0	0.0	0	0	0	0	0	0	0	0	0	0
12/04	at LV	L	1/0		0	0	0	0.0	0	0	0	0	0	0	0	0	0	0
12/11	Mia																	
12/18	Ten																	
12/26	at Ind																	
01/01	LAR																	
01/07	at Den																	
'22 TOTALS			6-6	12/0	0	0	0	0.0	0	0	0	0	0	0	0	0	0	0

vs. Kansas City (Nov. 20): Contributed to a team-high 24 snaps on special teams...**at Arizona (Nov. 27):** Appeared in a team second-best 24 snaps on special teams...**at Las Vegas (Dec. 4):** Led the team in special teams snaps played with 24.

AMEN OGBONGBEMIGA NFL STATISTICS

Year	Team	GP	GS	— Tackles —				Yds	TFL	— Interceptions —					— Fumbles —					
				Total	Solo	Asst	Sacks			No.	Yds	Lg	TD	PD	FF	FR	Yds	ST Tackles		
2021	Los Angeles Chargers	15	2	21	13	8	1.0	9	1	0	0	—	0	0	0	0	0	0	0	5
2022	Los Angeles Chargers	12	0	0	0	0	0	0	0	0	0	—	0	0	0	0	0	0	0	2
NFL Totals		27	2	21	13	8	1.0	9	1	0	0	—	0	0	0	0	0	0	0	7



OTITO OGBONNIA ⚡ 93

DEFENSIVE LINE | UCLA

6-4 | 320 lbs | HOUSTON, TEXAS

DRAFT 5 — 2022

EXPERIENCE: ROOKIE

2022: Prior to being placed on Reserve/Injured (knee) following Week 10, appeared in seven games and recorded 14 tackles (13 solo), one of which registered as a tackle for loss...Supported the defensive front with five solo stops, including one for loss, in Week 3 vs. Jacksonville...In his first NFL game, helped support a defensive unit that totaled six sacks and three interceptions in the season-opening win over the division-rival Raiders...Inactive (healthy scratch) Weeks 4 and 5...**vs. Las Vegas (Sept. 11):** Collected a solo stop in run support in the second quarter...Also contributed on special teams...**at Kansas City (Sept. 15):** Saw action on 11 defensive snaps...**vs. Jacksonville (Sept. 25):** Recorded five solo stops, including one tackle for loss, in the outing...In the fourth quarter, dropped RB Travis Etienne for a loss of one yard to register his first NFL tackle for loss...**at Houston (Oct. 2):** Inactive (healthy scratch)...**vs. Denver (Oct. 17):** Returned to the lineup and supplied one tackle in run support in the overtime period...**vs. Seattle (Oct. 23):** Recorded three solo stops, all in run support...**at Atlanta (Nov. 6):** Secured two solo stops on run support...**at San**

2022, LOS ANGELES CHARGERS																		
Date	Opp.	Res.	Games		Tackles						Interceptions					Fumbles		
			P/S	Tot	So	As	Sk	Yd	TFL	No.	Yd	Lg	TD	PD	FF	FR		
09/11	LV	W	1/0	1	1	0	0.0	0	0	0	0	0	0	0	0	0	0	
09/15	at KC	L	1/0	0	0	0	0.0	0	0	0	0	0	0	0	0	0	0	
09/25	Jax	L	1/0	5	5	0	0.0	0	1	0	0	0	0	0	0	0	0	
10/02	at Hou	W	0/0	— Inactive —														
10/09	at Cle	W	0/0	— Inactive —														
10/17	Den	W	1/0	1	1	0	0.0	0	0	0	0	0	0	0	0	0	0	
10/23	Sea	L	1/0	3	3	0	0.0	0	0	0	0	0	0	0	0	0	0	
11/06	at Atl	W	1/0	2	2	0	0.0	0	0	0	0	0	0	0	0	0	0	
11/13	at SF	L	1/1	2	1	1	0.0	0	0	0	0	0	0	0	0	0	0	
11/20	KC	L	0/0	— Reserve/Injured —														
11/27	at Ari	W	0/0	— Reserve/Injured —														
12/04	at LV	L	0/0	— Reserve/Injured —														
12/11	Mia																	
12/18	Ten																	
12/26	at Ind																	
01/01	LAR																	
01/07	at Den																	
'22 TOTALS				6-6	7/1	14	13	1	0.0	0	1	0	0	0	0	0	0	0

Francisco (Nov. 13): Appeared on 10 defensive snaps, notching two tackles (one solo), before departing the game due to injury.

OTITO OGBONNIA NFL STATISTICS

Year	Team	GP	GS	— Tackles —					Yds	TFL	— Interceptions —					— Fumbles —			ST Tackles
				Total	Solo	Asst	Sacks	Yds			No.	Yds	Lg	TD	PD	FF	FR	Yds	
2022	Los Angeles Chargers	7	1	14	13	1	0.0	0	1	0	0	—	0	0	0	0	0	0	0
NFL Totals		7	1	14	13	1	0.0	0	1	0	0	—	0	0	0	0	0	0	0



JOSHUA PALMER ⚡ 5

WIDE RECEIVER | TENNESSEE

6-1 | 210 lbs | BRAMPTON, ONTARIO, CANADA

DRAFT 3a — 2021

EXPERIENCE: 2ND NFL SEASON

2ND YEAR WITH CHARGERS

2022: In 11 games (100 starts), leads the team with 612 receiving yards on 57 receptions (10.7 avg.), adding three touchdowns... Has registered at least five catches and 50 receiving yards over the last three games, which is tied for the third-longest active streak in the NFL...Experienced a career day in Week 3, leading the Chargers with 99 yards receiving on six receptions (16.5 avg.), all single-game career bests...Tallied a 45-yard catch-and-run in the Week 3 outing to help QB Justin Herbert register his 28th career completion of 40-plus yards, the most by any passer in the NFL since 2020...Set a new single-game high with 10 catches in the Week 6 win over the division-rival Broncos on *Monday Night Football*...Has one rush for four yards...Set a single-game career-best mark with 106 yards receiving in the Week 9...On *Sunday Night Football* in Week 11, registered first-career multi-touchdown outing with two receiving touchdowns, the first coming on a 50-yard grab on the offense's opening possession, then the latter on the Chargers' go-ahead score with less than two minutes remaining in regulation...In the Week 12 win at Arizona, moved the chains on all five receptions, matching a single-game career-high with five receptions registering as either a first down or touchdown...Led the offensive with seven catches for 60 yards (8.6 avg.) in the Week 13 outing at Las Vegas, as four of the receptions for 40 yards and three first downs occurred on third down...**vs. Las Vegas (Sept. 11):** Caught three passes for five yards (1.7 avg.) with a long of five yards...Rushed once, totaling four yards and a first down on third down on an end-around...**at Kansas City (Sept. 15):** Collected a season-high four catches for 30 yards, including a five-yard touchdown in the fourth quarter...Secured a first down or a touchdown on three of his four grabs...**vs. Jacksonville (Sept. 25):** Accounted for a career-high six receptions for 99 yards (16.5 avg.), with five of the grabs occurring in the second half...Moved the chains on five of his six receptions, helping the Chargers' offense gain first downs and sustain drives...Tallied a 45-yard catch-and-run in the Week 3 outing to help QB Justin Herbert register his 28th career completion of 40-plus yards, the most by any passer in the NFL since 2020...**at Houston (Oct. 2):** Secured one catch, a 25-yard grab on first down in the second quarter, the second-longest play of the day by the offensive unit...**at Cleveland (Oct. 9):** Registered three catches for 24 yards (8.0 avg.) with a long of nine yards and two first-down conversions...**vs. Denver (Oct. 17):** Paced the unit with a single-

2022, LOS ANGELES CHARGERS																
Date	Opp.	Res.	Games		Receiving				Rushing				Scrim			
			P/S	No.	Yds	Avg.	Lg	TD	Att	Yds	Avg.	Lg	TD	Yds		
09/11	LV	W	1/1	3	5	1.7	5	0	1	4	4.0	4	0	9		
09/15	at KC	L	1/1	4	30	7.5	10	1	0	0	—	—	0	30		
09/25	Jax	L	1/1	6	99	16.5	45	0	0	0	—	—	0	99		
10/02	at Hou	W	1/1	1	25	25.0	25	0	0	0	—	—	0	25		
10/09	at Cle	W	1/1	3	24	8.0	9	0	0	0	—	—	0	24		
10/17	Den	W	1/1	9	57	6.3	14	0	0	0	—	—	0	57		
10/23	Sea	L	0/0	—Inactive—												
11/06	at Atl	W	1/1	8	106	13.3	25	0	0	0	—	—	0	106		
11/13	at SF	L	1/1	3	44	14.7	25	0	0	0	—	—	0	44		
11/20	KC	L	1/0	8	106	13.3	50t	2	0	0	—	—	0	106		
11/27	at Ari	W	1/1	5	56	11.2	18	0	0	0	—	—	0	56		
12/04	at LV	L	1/1	7	60	8.6	15	0	0	0	—	—	0	60		
12/11	Mia															
12/18	Ten															
12/26	at Ind															
01/01	LAR															
01/07	at Den															
'22 TOTALS				6-6	11/10	57	612	10.7	50t	3	1	4	4.0	4	0	616

game career-high 10 catches for 47 yards (4.7 avg.)...**vs. Seattle (Oct. 23):** Inactive (concussion)...**at Atlanta (Nov. 6):** Hauled in eight grabs for a career-high 106 yards (13.3 avg.), helping lead the offensive charge...Matched a single-game career-best with five of his catches registering as first downs...**at San Francisco (Nov. 13):** Caught three passes for 44 yards (14.7 avg.) to reach 390 receiving yards on the year, surpassing his career-high receiving output, set as a rookie last season...**vs. Kansas City (Nov. 20):** Led the offense's receiving output with eight receptions for 106 yards (13.3 avg.) and two touchdowns, registering his first-career multi-touchdown game...Matched single-game career-best outputs with eight catches and 106 yards through the air...On the offense's opening drive, was on the receiving end of QB Justin Herbert's 50-yard pass, giving the Chargers the early lead and the unit's third opening-drive touchdown of the season...With less than two minutes remaining in regulation, capped a 10-play drive with a six-yard receiving score, his second of the game and third of the season...**at Arizona (Nov. 27):** Recorded five catches for 56 yards (11.2 avg.) with a long grab of 18 yards, converting all five receptions for first downs...**at Las Vegas (Dec. 4):** Led the offensive with seven catches for 60 yards (8.6 avg.)...Proved reliable on third down, as four of his seven catches, registering 40 yards, occurred on third down and three of which moved the chains for a first down gained.

JOSHUA PALMER NFL STATISTICS

Year	Team	GP	GS	No.	— Receiving —				Att	— Rushing —				— Scrimmage —	
					Yds	Avg.	Lg	TD		Yds	Avg.	Lg	TD	Yards	
2021	Los Angeles Chargers	17	5	33	353	10.7	36	4	1	6	6.0	6	0	359	
2022	Los Angeles Chargers	11	10	57	612	10.7	50t	3	1	4	4.0	4	0	616	
NFL Totals		28	15	90	965	10.7	50t	7	2	10	5.0	6	0	975	



DONALD PARHAM JR. ⚡ 89

TIGHT END | STETSON

6-8 | 237 lbs | LAKELAND, FLA.

FREE AGENT — 2020

EXPERIENCE: 3RD NFL SEASON

3RD YEAR WITH CHARGERS

2022: Placed on Reserve/Injured in Week 9...Inactive (hamstring) for the first four weeks of the season before making his debut in Week 5 at Cleveland...**at Cleveland (Oct. 9):** Made his season debut, contributing to 18 offensive snaps. **vs. Denver (Oct. 17):** Caught three passes for 53 yards (17.7), including a 24-yard reception that extended a Chargers drive that ended with an RB Austin Ekeler touchdown...**vs. Seattle (Oct. 23):** Inactive (concussion).

2022, LOS ANGELES CHARGERS														
Date	Opp.	Res.	Games P/S	Receiving				Rushing				Scrim Yds		
				No.	Yds	Avg.	Lg	TD	Att	Yds	Avg.		Lg	TD
09/11	LV	W	0/0	—Inactive—										
09/15	at KC	L	0/0	—Inactive—										
09/25	Jax	L	0/0	—Inactive—										
10/02	at Hou	W	0/0	—Inactive—										
10/09	at Cle	W	1/0	0	0	—	—	0	0	0	—	—	0	0
10/17	Den	W	1/0	3	53	17.7	24	0	0	0	—	—	0	53
10/23	Sea	L	0/0	—Inactive—										
11/06	at Atl	W	0/0	— Reserve/Injured —										
11/13	at SF	L	0/0	— Reserve/Injured —										
11/20	KC	L	0/0	— Reserve/Injured —										
11/27	at Ari	W	0/0	— Reserve/Injured —										
12/04	at LV	L	0/0	— Reserve/Injured —										
12/11	Mia													
12/18	Ten													
12/26	at Ind													
01/01	LAR													
01/07	at Den													
'22 TOTALS		6-6	2/0	3	53	17.7	24	0	0	0	—	—	0	53

DONALD PARHAM JR. NFL STATISTICS

Year	Team	GP	GS	— Receiving —				— Rushing —				— Scrimmage —		
				No.	Yds	Avg.	Lg	TD	Att	Yds	Avg.	Lg	TD	Yards
2020	Los Angeles Chargers	13	5	10	159	15.9	26	3	0	0	—	—	0	159
2021	Los Angeles Chargers	14	9	20	190	9.5	22t	3	0	0	—	—	0	190
2022	Los Angeles Chargers	2	0	3	53	17.7	24	0	0	0	—	—	0	53
NFL Totals		29	14	33	402	12.2	26	6	0	0	—	—	0	402



TREY PIPKINS III ⚡ 79

TACKLE | SIOUX FALLS

6-6 | 307 lbs | APPLE VALLEY, MINN.

DRAFT 3 — 2019

EXPERIENCE: 4TH NFL SEASON

4TH YEAR WITH CHARGERS

2022: Made 10 starts at RT to begin the season...Helped the offense record a season-high 34 points in Week 4 against the Texans... Contributed to an offensive line that had allowed 10 sacks through eight games, which was the lowest mark allowed by an offensive line in the NFL through Week 9...Opened the season by anchoring an offensive front that did not allow a sack in the season-opening win against the Raiders...Assisted the offensive line in allowing zero sacks en route to a Week 9 win over the Atlanta Falcons... **vs. Las Vegas (Sept. 11):** Started at RT and helped the offensive line to not surrender a sack on the day...Kept QB Justin Herbert upright as the signal-caller produced the fourth-best passer rating (129.4) by a Chargers QB in a season opener in franchise history...Protected Herbert as he collected his 80th career total touchdown, doing so in his 33rd career game, the second-fastest by any player in league annals...**at Kansas City (Sept. 15):** Started at RT...Protected QB Justin Herbert as he threw a touchdown pass to FB Zander Horvath, extending his passing touchdown streak to 23 games, which is the second-longest active streak in the NFL and tied for the third-longest in Chargers history...Left the game due to injury...**vs. Jacksonville (Sept. 25):** Started at RT and blocked for Herbert to help him surpass 900-career completions and 10,000-career passing yards...**at Houston (Oct. 2):** Started at RT and helped block RB Austin Ekeler en route to his fourth-career three-touchdown game...Protected QB Justin Herbert to help him achieve his 19th-career 300+-passing yard game, which are tied with QB Andrew Luck for most such games through three seasons in NFL history...helped the offense collect 27 points in the first half, which were the most by the Chargers in the first half since 2018... **at Cleveland (Oct. 9):** Started at RT...blocked for RB Austin Ekeler en route to a career-high 173 rushing yards and his 50th-career scrimmage touchdown...also helped Ekeler become the first running back in the commond draft era (since 1967) to

TREY PIPKINS III NFL GAMES

Year	Team	GP	GS
2019	Los Angeles Chargers	13	3
2020	Los Angeles Chargers	13	5
2021	Los Angeles Chargers	12	2
2022	Los Angeles Chargers	10	10
NFL Totals		48	20

record multiple receiving touchdowns in each of the first six seasons of a career...also protected QB Justin Herbert in his 26th consecutive game with a touchdown pass...**vs. Denver (Oct. 17):** Started at RT...Helped block for QB Justin Herbert to become the fastest player in NFL history to complete 1,000 passes, doing so in 38 games...**vs. Seattle (Oct. 23):** Started at RT...Blocked for QB Justin Herbert en route to throwing his 80th-career touchdown in his 39th-career game, becoming the fourth player in league history to throw at least 80 touchdowns within a players' first 40 games played...**at Atlanta (Nov. 6):** Started at RT and played in 59 snaps before leaving the game due to injury...Helped the offensive line allow zero sacks for the second time this season... Protected QB Justin Herbert en route to setting the record for most completed passes in a player's first three seasons in NFL history, passing QB Andrew Luck's mark of 1,062 completions in the fourth quarter... **vs. Kansas City (Nov. 20):** Started the game at RT...helped QB Justin Herbert surpass 12,000 career passing yards in his 42nd career game, becoming the second-fastest quarterback in NFL history to pass that mark...**at Arizona (Nov. 27):** Started the game at RT before exiting the game early due to injury...Helped block for QB Justin Herbert to help him tally the second-most touchdown passes and passing yards through a player's first three seasons in NFL history...**at Las Vegas (Dec. 4):** Inactive (Knee).



TROY REEDER ⚡ 42

LINEBACKER | DELAWARE

6-3 | 245 lbs | WILMINGTON, DEL.

UFA (LAR) — 2022

EXPERIENCE: 4TH NFL SEASON

1ST YEAR WITH CHARGERS

2022: In his first 12 games as a member of the Chargers, ranks second on the team in special teams snaps contributed to with 222...recorded a forced fumble and a pass defense on Sunday Night Football against the Kansas City Chiefs...**vs. Las Vegas (Sept. 11):** Shared the team-lead with 19 special teams snaps contributed to...**at Kansas City (Sept. 15):** Contributed to 25 special teams snaps, which were the second-most by a Chargers player in the game...**vs. Jacksonville (Sept. 25):** Contributed to a team-high 21 special teams snaps...**at Houston (Oct. 2):** Contributed to 18 special teams snaps, which were tied for a team high...**at Cleveland (Oct. 9):** Appeared in 13 special teams snaps...**vs. Denver (Oct. 17):** Played in 19 special teams snaps, recording his first special teams tackle of the season...**vs. Seattle (Oct. 23):** Appeared in one defensive snap, teaming up with DL Sebastian Joseph-Day to tackle Seahawks RB Kenneth Walker III in the end zone for a safety and his first defensive tackle of the season...Also appeared in 19 special teams snaps...**at Atlanta (Nov. 6):** Played in 16 special teams snaps...**at San Francisco (Nov. 13):** Appeared in seven snaps on defense, tallying one solo tackle...Contributed to 18 snaps on special teams...**vs. Kansas City (Nov. 20):** Appeared in 21 snaps on defense in relief of an injured LB Kenneth Murray Jr. and appeared in 17 on special teams...recorded a forced fumble

Date	Opp.	Res.	Games		Tackles					Interceptions				Fumbles				
			P/S	Tot	So	As	Sk	Yd	TFL	No.	Yd	Lg	TD	PD	FF	FR		
09/11	LV	W	1/0	0	0	0	0.0	0	0	0	0	0	0	0	0	0		
09/15	at KC	L	1/0	0	0	0	0.0	0	0	0	0	0	0	0	0	0		
09/25	Jax	L	1/0	0	0	0	0.0	0	0	0	0	0	0	0	0	0		
10/02	at Hou	W	1/0	0	0	0	0.0	0	0	0	0	0	0	0	0	0		
10/09	at Cle	W	1/0	0	0	0	0.0	0	0	0	0	0	0	0	0	0		
10/17	Den	W	1/0	0	0	0	0.0	0	0	0	0	0	0	0	0	0		
10/23	Sea	L	1/0	1	0	1	0.0	0	0	0	0	0	0	0	0	0		
11/06	at Atl	W	1/0	0	0	0	0.0	0	0	0	0	0	0	0	0	0		
11/13	at SF	L	1/0	1	1	0	0.0	0	0	0	0	0	0	0	0	0		
11/20	KC	L	1/0	3	3	0	0.0	0	0	0	0	0	0	1	1	0		
11/27	at Ari	W	1/0	0	0	0	0.0	0	0	0	0	0	0	0	0	0		
12/04	at LV	L	1/0	1	0	1	0.0	0	0	0	0	0	0	0	0	0		
12/11	Mia																	
12/18	Ten																	
12/26	at Ind																	
01/01	LAR																	
01/07	at Den																	
'22 TOTALS			6-6	12/0	6	4	2	0.0	0	0	0	0	0	0	0	1	1	0

on Chiefs RB Jerick McKinnon and recorded a pass defense in the fourth quarter...**at Arizona (Nov. 27):** Appeared in 19 snaps on special teams, as well as adding one snap on defense...**at Las Vegas (Dec. 4):** Appeared in three snaps on defense, while also adding 18 snaps on special teams.

TROY REEDER NFL STATISTICS

Year	Team	GP	GS	— Tackles —					Yds	TFL	— Interceptions —					— Fumbles —			ST Tackles		
				Total	Solo	Asst	Sacks	No.			Yds	Lg	TD	PD	FF	FR	Yds				
2019	Los Angeles Rams	16	8	53	32	21	0.0	0	0	0	0	0	0	0	2	0	0	5			
2020	Los Angeles Rams	16	7	73	46	27	3.0	12	5	0	0	0	2	0	0	0	8				
2021	Los Angeles Rams	17	10	90	48	42	2.0	9	6	2	2	2	6	0	0	0	1				
2022	Los Angeles Chargers	12	0	6	4	2	0.0	0	0	0	0	0	1	1	0	0	2				
NFL Totals		61	25	222	130	92	5.0	21	11	2	2	2	0	9	3	0	0	16			
POSTSEASON		Year	Team	GP	GS	— Tackles —					Yds	TFL	— Interceptions —					— Fumbles —			ST Tackles
						Total	Solo	Asst	Sacks	No.			Yds	Lg	TD	PD	FF	FR	Yds		
2020	Los Angeles Rams	2	2	20	6	14	0.0	0	0	0	0	0	1	0	0	0	0				
2021	Los Angeles Rams	4	3	16	9	7	0.0	0	0	0	0	0	1	0	0	0	0				
Postseason Totals		6	5	36	15	21	0.0	0	0	0	0	0	2	0	0	0	0				



RICHARD RODGERS ⚡ 82

TIGHT END | CALIFORNIA

6-4 | 257 lbs | WORCESTER, MASS.

FREE AGENT — 2022

EXPERIENCE: 7TH NFL SEASON

1ST YEAR WITH CHARGERS

2022: Has appeared in 10 games (one start) since joining the Chargers prior to Week 1...Activated each of the first three weeks (Gameday Elevation), before being elevated to the active roster prior to Week 4...**vs. Las Vegas (Sept. 11):** Made Chargers debut...**at Cleveland (Oct. 9):** Inactive (healthy scratch) for the first five games of the season...**vs. Seattle (Oct. 23):** Appeared in 12 plays on offense and contributed to three snaps on special teams...**at Atlanta (Nov. 6):** Played in 12 snaps on offense and appeared in four snaps on special teams...**at San Francisco (Nov. 13):** Recorded one catch for four years (4.0 avg.), his first reception as a member of the Chargers, in the third quarter...**vs. Kansas City (Nov. 20):** Started his first game as a Charger at tight end, playing in 21 snaps on offense...Also played in 11 snaps on special teams...**at Arizona (Nov. 27):** Appeared in seven snaps on offense and seven snaps on defense...**at Las Vegas (Dec. 4):** Continued to contribute on offense and on special teams.

Date	Opp.	Res.	Games P/S	Receiving					Rushing					Scrim Yds		
				No.	Yds	Avg.	Lg	TD	Att	Yds	Avg.	Lg	TD			
09/11	LV	W	1/0	0	0	—	—	0	0	0	—	—	0	0	0	
09/15	at KC	L	1/0	0	0	—	—	0	0	0	—	—	0	0	0	
09/25	Jax	L	1/0	0	0	—	—	0	0	0	—	—	0	0	0	
10/02	at Hou	W	1/0	0	0	—	—	0	0	0	—	—	0	0	0	
10/09	at Cle	W	0/0	— Inactive —												
10/17	Den	W	0/0	— Inactive —												
10/23	Sea	L	1/0	0	0	—	—	0	0	0	—	—	0	0	0	
11/06	at Atl	W	1/0	0	0	—	—	0	0	0	—	—	0	0	0	
11/13	at SF	L	1/0	1	4	4.0	4	0	0	0	—	—	0	4	0	
11/20	KC	L	1/1	0	0	—	—	0	0	0	—	—	0	0	0	
11/27	at Ari	W	1/0	0	0	—	—	0	0	0	—	—	0	0	0	
12/04	at LV	L	1/0	0	0	—	—	0	0	0	—	—	0	0	0	
12/11	Mia															
12/18	Ten															
12/26	at Ind															
01/01	LAR															
01/07	at Den															
'22 TOTALS				6-6	10/1	1	4	4.0	4	0	0	0	—	—	0	4

RICHARD RODGERS NFL STATISTICS

Year	Team	GP	GS	— Receiving —					— Rushing —					— Scrimmage —
				No.	Yds	Avg.	Lg	TD	Att	Yds	Avg.	Lg	TD	Yards
2014	Green Bay	16	5	20	225	11.3	43	2	0	0	—	—	0	225
2015	Green Bay	16	12	58	510	8.8	61t	8	1	11	11.0	11	0	521
2016	Green Bay	16	6	30	271	9.0	22	2	0	0	—	—	0	271
2017	Green Bay	15	1	12	160	13.3	36	1	0	0	—	—	0	160
2018	Philadelphia	7	0	1	7	7.0	7	0	0	0	—	—	0	7
2019	Philadelphia	1	0	0	0	—	—	0	0	0	—	—	0	0
2020	Philadelphia	14	4	24	345	14.4	33t	2	0	0	—	—	0	345
2021	Philadelphia	3	0	2	11	5.5	9	0	0	0	—	—	0	11
2022	Los Angeles Chargers	10	1	1	4	4.0	4	0	0	0	—	—	0	4
NFL Totals		98	29	148	1,533	10.4	61t	15	0	0	—	—	0	1,544



LARRY ROUNTREE III ⚡ 34

RUNNING BACK | MISSOURI

5-10 | 211 lbs | RALEIGH, N.C.

DRAFT 6b — 2020

EXPERIENCE: 2nd NFL SEASON

2ND YEAR WITH CHARGERS

2022: Signed to the active roster prior to Week 10 at San Francisco...Had spent the previous nine weeks on practice squad... Waived prior to the Week 12 game at Arizona...**at San Francisco (Nov. 13):** Made his season debut, appearing in three special teams snaps...**vs. Kansas City (Nov. 20):** Inactive.

2022, LOS ANGELES CHARGERS														
Date	Opp.	Res.	Games P/S	Rushing				Receiving				Scrim Yds		
				Att.	Yds	Avg.	Lg	TD	No.	Yds	Avg.		Lg	TD
09/11	LV	W	0/0	— Practice Squad —										
09/15	at KC	L	0/0	— Practice Squad —										
09/25	JAX	L	0/0	— Practice Squad —										
10/02	at Hou	W	0/0	— Practice Squad —										
10/09	at Cle	W	0/0	— Practice Squad —										
10/17	Den	W	0/0	— Practice Squad —										
10/23	Sea	L	0/0	— Practice Squad —										
11/06	at Atl	W	0/0	— Practice Squad —										
11/13	at SF	L	1/0	0	0	—	—	0	0	0	—	—	0	0
11/20	KC	L	0/0	—Inactive—										
11/27	at Ari	W	0/0	—Not on Roster—										
12/04	at LV	L	0/0	— Practice Squad —										
12/11	Mia													
12/18	Ten													
12/26	at Ind													
01/01	LAR													
01/07	at Den													
'22 TOTALS		6-6	1/0	0	0	0.0	0	0	0	0	—	—	0	0

LARRY ROUNTREE III NFL STATISTICS

Year	Team	GP	GS	No.	— Rushing —				Att	— Receiving —				— Scrimmage — Yards
					Yds	Avg.	Lg	TD		Yds	Avg.	Lg	TD	
2021	Los Angeles Chargers	11	0	36	87	2.4	13	1	1	-1	-1.0	-1	0	86
2022	Los Angeles Chargers	1	0	0	0	—	—	0	0	0	—	—	0	0
NFL Totals		12	0	36	87	2.4	13	1	1	-1	-1.0	-1	0	86



CHRIS RUMPH II ⚡ 94

OUTSIDE LINEBACKER | DUKE

6-2 | 244 lbs | GAINESVILLE, FLA.

DRAFT 4 — 2021

EXPERIENCE: 2ND NFL SEASON

2ND YEAR WITH CHARGERS

2022: Contributed both defensively and on special teams in all 10 games he has played this season...Owns a team-best five tackles on special teams...**vs. Las Vegas (Sept. 11):** Played 11 snaps on defense, providing run support and pass rush aid, while also co-leading the team with 19 special teams snaps played... Contributed to a defense that secured six sacks and three takeaways to grant the Bolts the club's third-straight Week 1 victory...**at Kansas City (Sept. 15):** Totaled two tackles on punt coverage, leading the Chargers in special teams stops in the game...**vs. Jacksonville (Sept. 25):** Contributed one tackle and one pass defended...Batted down a QB Trevor Lawrence pass attempt at the line-of-scrimmage on second down in the first quarter, forching a third-and-short...**at Houston (Oct. 2):** Provided one quarterback hit and one tackle on punt coverage...**at Cleveland (Oct. 9):** Contributed one tackle in the first quarter, pushing RB Kareem Hunt out of bounds following a short gain on a pass play...Continued to provide reliable support on special teams...**vs. Denver (Oct. 17):** Tallied three tackles (one solo) and one QB hit in the divisional win over the Broncos...Supported a defensive unit that allowed a season-low 13 total first downs and held the Broncos' offense to -9 net passing yards in the second half and overtime...**vs. Seattle (Oct. 23):** Contributed both defensively and

2022, LOS ANGELES CHARGERS																		
Date	Opp.	Res.	Games		Tackles					Interceptions					Fumbles			
			P/S	Tot	So	As	Sk	Yd	TFL	No.	Yd	Lg	TD	PD	FF	FR		
09/11	LV	W	1/0	0	0	0	0.0	0	0	0	0	0	0	0	0	0	0	
09/15	at KC	L	1/0	0	0	0	0.0	0	0	0	0	0	0	0	0	0	0	
09/25	Jax	L	1/0	1	0	1	0.0	0	0	0	0	0	0	1	0	0	0	
10/02	at Hou	W	1/0	0	0	0	0.0	0	0	0	0	0	0	0	0	0	0	
10/09	at Cle	W	1/0	1	1	0	0.0	0	0	0	0	0	0	0	0	0	0	
10/17	Den	W	1/0	3	1	2	0.0	0	0	0	0	0	0	0	0	0	0	
10/23	Sea	L	1/0	0	0	0	0.0	0	0	0	0	0	0	0	0	0	0	
11/06	at Atl	W	0/0	— Inactive —														
11/13	at SF	L	0/0	— Inactive —														
11/20	KC	L	1/0	0	0	0	0.0	0	0	0	0	0	0	0	0	0	0	
11/27	at Ari	W	1/0	0	0	0	0.0	0	0	0	0	0	0	0	0	0	0	
12/04	at LV	L	1/0	1	1	0	0.0	0	0	0	0	0	0	0	0	0	0	
12/11	Mia																	
12/18	Ten																	
12/26	at Ind																	
01/01	LAR																	
01/07	at Den																	
'22 TOTALS				6-6	10/0	6	3	3	0.0	0	0	0	0	0	0	1	0	0

on special teams...**at Atlanta (Nov. 6):** Inactive (knee)...**vs. Kansas City (Nov. 20):** Returned to the lineup and collected one tackle on punt coverage...**at Arizona (Nov. 27):** Contributed on defense and on special teams...**at Las Vegas (Dec. 4):** Supplied one tackle in run support, while also continuing to contribute on special teams.

CHRIS RUMPH II NFL STATISTICS

Year	Team	G	GS	— Tackles —				Yds	TFL	— Interceptions —					— Fumbles —			ST Tackles	
				Total	Solo	Asst	Sacks			No.	Yds	Lg	TD	PD	FF	FR	Yds		
2021	Los Angeles Chargers	16	0	14	7	7	1.0	5	2	0	0	—	0	0	0	0	0	0	5
2022	Los Angeles Chargers	10	0	6	3	3	0	0	0	0	0	—	0	0	1	0	0	0	5
NFL Totals		26	0	20	10	10	1.0	5	2	0	0	—	0	0	1	0	0	0	10



JAMAREE SALYER ⚡ 68

GUARD | GEORGIA

6-4 | 325 lbs | ATLANTA, GA.

DRAFT 6a — 2022

EXPERIENCE: ROOKIE

2022: Appeared in each of the team's first 12 games of the season (nine starts), making his first career start, playing at LT, in Week 4 against the Texans...Contributed to an offensive line that had allowed 10 sacks through eight games, which was the lowest mark allowed by an offensive line in the NFL through Week 9... Contributed on special teams, primarily the field goal protection unit, in his first career NFL game, the Chargers' season-opening win...Made his first-career start in a winning effort against the Houston Texans in Week 4...Assisted the offensive line in allowing zero sacks en route to a Week 9 win over the Atlanta Falcons... **vs. Las Vegas (Sept. 11):** Contributed to five special teams snaps, primarily on the field goal protection unit...**at Kansas City (Sept. 15):** Played in four special teams snaps, primarily on the field goal protection unit...**vs. Jacksonville (Sept. 25):** Contributed to two special teams snaps... **at Houston (Oct. 2):** Made his first career NFL start, playing at LT, and helped block RB Austin Ekeler en route to his fourth-career three-touchdown game...Protected QB Justin Herbert to help him achieve his 19th-career 300+-passing yard game, which are tied with QB Andrew Luck for most such games through three seasons in NFL history...helped the offense collect 27 points in the first half, which were the most by the Chargers in the first half since 2018... **at Cleveland (Oct. 9):** Started at LT...blocked for RB Austin Ekeler en route to a career-high 173 rushing yards and his 50th-career scrimmage touchdown...also helped Ekeler become the first running back in the common draft era (since 1967) to record multiple receiving touchdowns in each of the first six seasons of a career...also protected QB Justin Herbert in his 26th consecutive game with a touchdown pass... **vs. Denver (Oct. 17):** Started at LT...Helped block for QB Justin

JAMAREE SALYER NFL GAMES

Year	Team	GP	GS
2022	Los Angeles Chargers	12	9
NFL Totals		12	9

Herbert to become the fastest player in NFL history to complete 1,000 passes, doing so in 38 games... **vs. Seattle (Oct. 23):** Started at LT...Blocked for QB Justin Herbert en route to throwing his 80th-career touchdown in his 39th-career game, becoming the fourth player in league history to throw at least 80 touchdowns within a player's first 40 games played... **at Atlanta (Nov. 6):** Started at LT...Helped the offensive line allow zero sacks for the second time this season...Protected QB Justin Herbert en route to setting the record for most completed passes in a player's first three seasons in NFL history, passing QB Andrew Luck's mark of 1,062 completions in the fourth quarter...**at San Francisco (Nov. 13):** Started at LT and appeared in all 58 offensive snaps... **vs. Kansas City (Nov. 20):** Started the game at LG...helped QB Justin Herbert surpass 12,000 career passing yards in his 42nd career game, becoming the second-fastest quarterback in NFL history to pass that mark...**at Arizona (Nov. 27):** Started the game at LT... Helped block for QB Justin Herbert to help him tally the second-most touchdown passes and passing yards through a player's first three seasons in NFL history...**at Las Vegas (Dec. 4):** Started the game at LT...Blocked for QB Justin Herbert on his way to throwing over 300 yards for the 20th time in his career, the most by a QB through a player's first three professional seasons in NFL history.



ASANTE SAMUEL JR. ⚡ 26

CORNERBACK | FLORIDA STATE

5-11 | 180 lbs | FORT LAUDERDALE, FLA.

DRAFT 2 — 2021

EXPERIENCE: 2ND NFL SEASON

2ND YEAR WITH CHARGERS

2022: Started all 12 games at CB, totaling 42 tackles (36 solo), a team-best eight passes defended, one interception and one tackle for loss...In the season-opening win, secured his third career interception, helping the Chargers defense force three interceptions of QB Derek Carr on the afternoon, leading to a season-opening victory over the division-rival Raiders...On *Monday Night Football* in Week 6, deflected the ball away from Broncos WR Jerry Jeudy on third down to force a Broncos punt in the eventual primetime OT victory...**vs. Las Vegas (Sept. 11):** In consistent coverage of Raiders WR Davante Adams, logged an interception and an addition pass defended, both in coverage of Adams, in the win...With the Raiders driving early in the fourth quarter, picked off a deep pass intended for Adams at the Chargers' two-yard line to prevent a score and secure the second takeaway of the day for Los Angeles' defense...**at Kansas City (Sept. 15):** Amassed three tackles (two solo) and one pass defended in pass coverage...On the second-and-goal, batted the ball away from TE Jody Fortson to secure the pass defended and force a third-and-goal...**vs. Jacksonville (Sept. 25):** Secured four tackles (three solo) in coverage...Forced an incompleton in coverage of WR Christian Kirk, tallying his team-best fourth pass defended of the season...**at Houston (Oct. 2):** Provided five solo stops in pass coverage, one of which registered as a tackle for loss...In the second quarter, snuffed out a short pass to WR Brandin Cooks, dropping Cooks for a loss of three yards to log his second-career tackle for loss and first of the season...**at Cleveland (Oct. 9):** Provided five solo tackles in the road win...**vs. Denver (Oct. 17):** Secured one solo tackle and one critical overtime pass defended in the win over the division-rival Broncos...On third-and-seven in overtime, covered WR Jerry Jeudy and deflected the pass attempt intended for Jeudy away to cause the incompleton and ensuing Broncos punt...Supported a defensive unit that allowed a season-low 13 total first downs and held the Broncos' offense to -9 net passing yards in the second half and overtime...**vs. Seattle (Oct. 23):** Totaled four solo tackles, three in coverage and one in run support, adding two passes defended, including

2022, LOS ANGELES CHARGERS																		
Date	Opp.	Res.	Games		Tackles					Interceptions					Fumbles			
			P/S	Tot	So	As	Sk	Yd	TFL	No.	Yd	Lg	TD	PD	FF	FR		
09/11	LV	W	1/1	4	4	0	0.0	0	0	1	0	0	0	2	0	0		
09/15	at KC	L	1/1	3	2	1	0.0	0	0	0	0	—	0	1	0	0		
09/25	Jax	L	1/1	4	3	1	0.0	0	0	0	0	—	0	1	0	0		
10/02	at Hou	W	1/1	5	5	0	0.0	0	1	0	0	—	0	0	0	0		
10/09	at Cle	W	1/1	5	5	0	0.0	0	0	0	0	—	0	0	0	0		
10/17	Den	W	1/1	1	1	0	0.0	0	0	0	0	—	0	1	0	0		
10/23	Sea	L	1/1	4	4	0	0.0	0	0	0	0	—	0	2	0	0		
11/6	at Atl	W	1/1	3	2	1	0.0	0	0	0	0	—	0	0	0	0		
11/13	at SF	L	1/1	3	1	2	0.0	0	0	0	0	—	0	2	0	1		
11/20	KC	L	1/1	3	3	0	0.0	0	0	0	0	—	0	0	0	0		
11/27	at Ari	W	1/1	2	2	0	0.0	0	0	0	0	—	0	0	0	0		
12/04	at LV	L	1/1	5	4	1	0.0	0	0	0	0	—	0	1	0	0		
12/11	Mia																	
12/18	Ten																	
12/26	at Ind																	
01/01	LAR																	
01/07	at Den																	
'22 TOTALS				6-6	12/12	42	36	6	0.0	0	1	1	0	0	0	8	0	1

one that led to a Chargers interception...On the opening series, caused a deflection of a pass intended for WR Tyler Lockett, which was coralled and picked off by LB Kenneth Murray for the second opening-series interception by the Bolts defense this season, the most by any unit in the NFL...On third-and-eight in the fourth quarter, forced an incompleton in coverage of WR Marquise Goodwin, collecting his second pass defended of the game...**at Atlanta (Nov. 6):** Recorded three tackles (two solo)...Supported a defense that held the Falcons to 114 net passing yards in the game...**at San Francisco (Nov. 13):** Tallied three tackles (one solo) and corralled his first career fumble recovery on the Brandon Aiyuk fumble late in the first quarter...**vs. Kansas City (Nov. 20):** Collected three solo stops in pass coverage...**at Arizona (Nov. 27):** Tallied three solo stops in the road win at Arizona...**at Las Vegas (Dec. 4):** Provided five tackles (four solo) and one pass defended in the game, as the pass defended was a timely breakup that led to Bryce Callahan's interception returned for a touchdown...Contributed to the secondary's efforts of logging six passes defended, which matched the defensive unit's single-game output this season.

ASANTE SAMUEL JR. NFL STATISTICS

Year	Team	GP	GS	— Tackles —				Yds	TFL	— Interceptions —					— Fumbles —			ST Tackles
				Total	Solo	Asst	Sacks			No.	Yds	Lg	TD	PD	FF	FR	Yds	
2021	Los Angeles Chargers	12	12	43	33	10	0.0	0	1	2	26	26	0	11	0	0	0	0
2022	Los Angeles Chargers	12	12	42	36	6	0.0	0	1	1	0	0	0	8	0	1	0	0
NFL Totals		24	24	85	69	16	0.0	0	2	3	26	26	0	19	0	1	0	0



FOSTER SARELL ⚡ 73

TACKLE | STANFORD

6-6 | 322 lbs | TACOMA, WASH.

FREE AGENT — 2021

EXPERIENCE: 1st NFL SEASON

2ND YEAR WITH CHARGERS

2022: Signed to the active roster prior to the Chargers' Week 12 contest at Arizona...Elevated to the active roster from the practice squad for three games this season in his first three appearances this season, making one start against San Francisco at right tackle... Made his second start of his career at Las Vegas...**vs. Denver (Oct. 17):** Contributed to five snaps on special teams, playing primarily on the field goal protection unit...**at San Francisco (Nov. 13):** Tallied his first-career start on offense, playing at RT...Appeared in all 58 offensive snaps...**vs. Kansas City (Nov. 20):** Active, did not play...**at Arizona (Nov. 27):** Appeared in 17 offensive snaps at RT in place of an injured T Trey Pipkins III...Also appeared in three snaps

FOSTER SARELL NFL GAMES

Year	Team	GP	GS
2022	Los Angeles Chargers	4	2
NFL Totals		4	2

on special teams on the field goal protection unit...**at Las Vegas (Dec. 4):** Started his second game of the season at RT...Blocked for QB Justin Herbert on his way to throwing over 300 yards for the 20th time in his career, the most by a QB through a player's first three professional seasons in NFL history.



JK SCOTT ⚡ 16

PUNTER | ALABAMA

6-5 | 208 lbs | DENVER, COLO.

FREE AGENT — 2022

EXPERIENCE: 4TH NFL SEASON

1ST YEAR WITH CHARGERS

2022: Has punted 49 times, registering a 43.4-yard average (41.8 net) with 20 punts being downed inside of the opponent's 20-yard line and one touchback...Through the first four weeks, had eight punts downed inside of the opponent's 20-yard line, which were tied for the fourth-most in the NFL among punters with zero touchbacks and also ranked tied for the third-most by a Chargers punter through the first four games (since 2000)...Held for all four of K Dustin Hopkins' made field goals on *Monday Night Football* in Week 6, including the 39-yard game-winning make in overtime...Held for K Cameron Dicker's game-winning 37-yard field goal in Week 9 at Atlanta...Had four punts downed inside the 20-yard line in Week 12 at Arizona, the second-most such punts in a single game in his career...**vs. Las Vegas (Sept. 11):** In the season-opening win, controlled the field position element by registering a 48.0-yard net average, the highest mark in the NFL in Week 1 and the second-best performance by a Chargers punter on Kickoff Weekend in franchise history...With the help of his coverage unit, closed out the opening quarter by placing a punt inside of the Raiders' five-yard line, which was ultimately downed at the Las Vegas two-yard line...**at Kansas City (Sept. 15):** Placed three punts inside of Kansas City's 20-yard line, which ties as the second-most by any punter in the NFL in Week 2...Finished the game with six punts for 243 yards (43.9 avg.) with a net mark of 39.5 yards per punt with a long of 53 yards...**vs. Jacksonville (Sept. 15):** Tallied a 43.8-yard average (39.3 net) on four punts with a long of 50 yards and one punt downed inside of Jacksonville's 20-yard line...**at Houston (Oct. 2):** Matched a season-high with three punts downed inside of Houston's 20-yard line...Finished the day with a 46.3-yard average (44.3 net) on four punts with a long of 53 yards...**at Cleveland (Oct. 9):** Punted once for 37 yards...Provided reliable holds as K Taylor Bertolet made all three field goal tries in his NFL debut, setting the record by a Chargers kicker in their first NFL game...**vs. Denver (Oct. 17):** Punted four times for 176 yards (44.0 avg.), allowing zero return yards for the second-straight game...Held on all four of Dustin Hopkins' made field goals, including the game-winner in overtime, his first game-winning hold as a member of the Chargers...**vs. Seattle (Oct. 23):** Punted five times for 228 yards (45.6 avg.), including having three punts

2022, LOS ANGELES CHARGERS															
Date	Opp.	Res.	GP	Gross					Net			Ret.	Yds		
				No.	Yds	Avg.	Lg	TB	In20	Yds	Avg.			Blk.	
09/11	LV	W	1	4	196	49.0	51	0	1	192	48.0	0	2	4	
09/11	at KC	L	1	6	243	43.9	53	0	3	237	39.5	0	2	6	
09/25	Jax	L	1	4	175	43.8	50	0	1	157	39.3	0	3	18	
10/02	at Hou	W	1	4	185	46.3	53	0	3	177	44.3	0	2	8	
10/09	at Cle	W	1	1	37	37.0	37	0	0	37	37.0	0	0	0	
10/17	Den	W	1	4	176	44.0	54	0	1	176	44.0	0	2	0	
10/23	Sea	L	1	5	228	45.6	50	0	3	228	45.6	0	1	0	
11/6	at Atl	W	1	4	168	42.0	48	0	1	168	42.0	0	0	0	
11/13	at SF	L	1	5	200	40.0	44	1	1	180	36.0	0	0	0	
11/20	KC	L	1	3	147	49.0	52	0	1	140	46.7	0	2	7	
11/27	at Ari	W	1	6	234	39.0	48	0	4	219	36.5	0	1	15	
12/04	at LV	L	1	3	137	45.7	48	0	1	137	45.7	0	0	0	
12/11	Mia														
12/18	Ten														
12/26	at Ind														
01/01	LAR														
01/07	at Den														
'22 TOTALS			6-6	12	49	2,126	43.4	54	1	20	2,048	41.8	0	15	58

end inside the 20-yard line for the third time this year, which is a career-high and the most by a Chargers punter through seven games in a season since Mike Scifres did so in 2012...allowed zero return yards for a third-consecutive game, which is his longest such streak since Weeks 9-11 in the 2018 season, and was also the second punter this season to have a streak of at least three games with zero return yards (min. one punt), joining Bills P Sam Martin... **at Atlanta (Nov. 6):** Tallied four punts for 168 yards for a gross/net average of 42.0 yards and a long of 48 yards...landed one punt inside the 20-yard line for his 13th of the season...**at San Francisco (Nov. 13):** Compiled five punts for 200 yards (40.0 avg.) and a long of 48 yards...Recorded his second-consecutive game of allowing zero returns...**vs. Kansas City (Nov. 20):** Totaled three punts for 147 yards (49.0 avg.), including landing one punt inside the 20-yard line...Provided reliable holds for all five of K Cameron Dicker's kicks...**at Arizona (Nov. 27):** Tallied six punts for 234 yards (43.2 gross avg.) with a long of 48 yards...Landed four punts inside the 20-yard line, his highest total of the season and the second most of his career...**at Las Vegas (Dec. 4):** Totaled three punts for 137 yards (45.7 gross/net avg.), including landing one punt inside the 20-yard line.

JK SCOTT NFL STATISTICS

Year	Team	GP	— Gross —				— Opponent —			Net Avg.	In 20	TB	FC	Block
			No.	Yards	Avg.	Lg	Ret	Yards						
2018	Green Bay	16	71	3,176	44.7	67	20	206	38.8	19	9	27	1	
2019	Green Bay	16	77	3,386	44.0	66	26	233	39.9	29	4	25	0	
2020	Green Bay	16	46	2,092	45.5	62	17	291	37.0	15	3	10	1	
2021	Jacksonville	1	4	159	39.8	47	0	0	39.8	0	0	0	0	
2022	Los Angeles Chargers	12	49	2,126	43.4	54	15	58	41.8	20	1	18	0	
NFL Totals		61	247	10,939	44.3	67	78	788	39.4	83	17	80	2	

POSTSEASON		GP	— Gross —				— Opponent —			Net Avg.	In 20	TB	FC	Block
Year	Team		No.	Yards	Avg.	Lg	Ret	Yards						
2019	Green Bay	2	8	345	43.1	62	2	36	38.6	2	0	2	0	
2020	Green Bay	2	5	222	44.4	55	2	10	42.4	1	0	2	0	
NFL Totals		4	13	567	43.6	62	4	46	40.1	3	0	4	0	



RASHAWN SLATER ⚡ 70

TACKLE | NORTHWESTERN

6-4 | 315 lbs | SUGAR LAND, TEXAS

DRAFT 1 — 2021

EXPERIENCE: 2ND NFL SEASON

2ND YEAR WITH CHARGERS

2022: Placed on Reserve/Injured (biceps) following Week 3... Started each of the first three games at LT...Opened the season by anchoring an offensive front that did not allow a sack in the season-opening win against the Raiders...**vs. Las Vegas (Sept. 11):** Started at LT and helped the offensive line to not surrender a sack on the day...Kept QB Justin Herbert upright as the signal-caller produced the fourth-best passer-rating (129.4) by a Chargers QB in a season opener in franchise history...Protected Herbert as he collected his 80th career total touchdown, doing so in his 33rd career game, the second-fastest by any player in league annals...**at Kansas City (Sept. 15):** Started at LT...Protected QB Justin Herbert as he threw for 334 yards and three touchdowns,

RASHAWN SLATER NFL GAMES

Year	Team	GP	GS
2021	Los Angeles Chargers	16	16
2022	Los Angeles Chargers	3	3
NFL Totals		19	19

extending his passing touchdown streak to 23 games, which is the second-longest active streak in the NFL and tied for the third-longest in Chargers history...**vs. Jacksonville (Sept. 25):** Started at LT and blocked for Herbert to help him surpass 900-career completions and 10,000-career passing yards before exiting the game in the third quarter due to an injury.



STONE SMARTT ⚡ 48

TIGHT END | OLD DOMINION

6-4 | 226 lbs | SACRAMENTO, CALIF.

FREE AGENT — 2022

EXPERIENCE: ROOKIE

2022: Spent the first nine weeks of the season on the Reserve/ Non-Football Injury list before being activated to the active roster prior to the Week 10 contest against the Kansas City Chiefs...Made his first-career start at Las Vegas in Week 13...**vs. Kansas City (Nov. 20):** Made his NFL debut on *Sunday Night Football*, tallying his first-career reception on a third down for six yards to pick up a first down...**at Arizona (Nov. 27):** Appeared in seven snaps on offense...**at Las Vegas (Dec. 4):** Earned his first-career start at TE, tallying two catches for three yards (1.5 avg.).

2022, LOS ANGELES CHARGERS															
Date	Opp.	Res.	Games		Receiving					Rushing				Scrim Yds	
			P/S		No.	Yds	Avg.	Lg	TD	Att	Yds	Avg.	Lg		TD
09/11	LV	W	0/0		—	Reserve/NFI	—								
09/15	at KC	L	0/0		—	Reserve/NFI	—								
09/25	Jax	L	0/0		—	Reserve/NFI	—								
10/02	at Hou	W	0/0		—	Reserve/NFI	—								
10/09	at Cle	W	0/0		—	Reserve/NFI	—								
10/17	Den	W	0/0		—	Reserve/NFI	—								
10/23	Sea	L	0/0		—	Reserve/NFI	—								
11/06	at Atl	W	0/0		—	Reserve/NFI	—								
11/13	at SF	L	0/0		—	Reserve/NFI	—								
11/20	KC	L	1/0		1	6	6.0	6	0	0	0	—	—	0	6
11/27	at Ari	W	1/0		0	0	—	—	0	0	0	—	—	0	0
12/04	at LV	L	1/1		2	3	1.5	5	0	0	0	—	—	0	3
12/11	Mia														
12/18	Ten														
12/26	at Ind														
01/01	LAR														
01/07	at Den														
'22 TOTALS					3	9	3.0	6	0	0	0	—	—	0	9

STONE SMARTT NFL STATISTICS

Year	Team	GP	GS	— Receiving —					Att	— Rushing —				— Scrimmage —
				No.	Yds	Avg.	Lg	TD		Yds	Avg.	Lg	TD	Yards
2022	Los Angeles Chargers	3	1	3	9	3.0	6	0	0	0	—	—	0	9
NFL Totals		3	1	3	9	3.0	6	0	0	0	—	—	0	9



ISAIAH SPILLER ⚡ 28

RUNNING BACK | TEXAS A&M

6-1 | 215 lbs | SPRING, TEXAS

DRAFT 4 — 2022

EXPERIENCE: ROOKIE

2022: Inactive (healthy scratch) for the first six games of the season before making his NFL debut in Week 7 against the Seattle Seahawks...Tallied seven rushes in the team's week 9 win at Atlanta...**vs. Seattle (Oct. 23):** Made his NFL debut... tallied his first-career rush in the third quarter...**at Atlanta (Nov. 6):** Tallied seven rushes for 29 yards (4.1 avg.) with a long of seven yards... **at San Francisco (Nov. 13):** Recorded four rushes for three yards with a long of four yards...**vs. Kansas City (Nov. 20):** Tallied four rushes for 11 yards (2.8 avg.)...Added his first NFL reception, catching two total on the game for 11 yards (5.5 avg.)...**at Arizona (Nov. 27):** Compiled two rushes for three yards (1.5 avg.), adding one reception for two yards...**at Las Vegas (Dec. 4):** Active, did not play.

2022, LOS ANGELES CHARGERS

OFFENSIVE STATISTICS															
Date	Opp.	Res.	Games P/S	Rushing					Receiving					Scrim Yds	
				Att.	Yds	Avg.	Lg	TD	No.	Yds	Avg.	Lg	TD		
09/11	LV	W	0/0												
09/15	at KC	L	0/0												
09/25	Jax	L	0/0												
10/02	at Hou	W	0/0												
10/09	at Cle	W	0/0												
10/09	Den	W	0/0												
10/23	Sea	L	1/0	1	-5	-5.0	-5	0	0	0				0	-5
11/06	at Atl	W	1/0	7	29	4.1	7	0	0	0				0	29
11/13	at SF	L	1/0	4	3	0.8	4	0	0	0				0	3
11/20	KC	L	1/0	4	11	2.8	11	0	2	11	5.5	8	0	0	22
11/27	at Ari	W	1/0	2	3	1.5	3	0	1	2	2.0	2	0	0	5
12/04	at LV	L	0/0												
12/11	Mia														
12/18	Ten														
12/26	at Ind														
01/01	LAR														
01/07	at Den														
'22 TOTALS		6-6	5/0	18	41	2.3	11	0	3	13	4.3	8	0		54

RETURN STATISTICS															
Date	Opp.	Res.	Games Played	Kickoff Returns					Punt Returns					Ret. Yds	
				No.	Yds	Avg.	Lg	TD	Att	Yds	Avg.	Lg	TD		
09/11	LV	W	0												
09/15	at KC	L	0												
09/25	Jax	L	0												
10/02	at Hou	W	0												
10/09	at Cle	W	0												
10/17	Den	W	0												
10/23	Sea	L	1	0	0			0	0				0	0	0
11/06	at Atl	W	1	0	0			0	0				0	0	0
11/13	at SF	L	1	0	0			0	0				0	0	0
11/20	KC	L	1	0	0			0	0				0	0	0
11/27	at Ari	W	1	0	0			0	0				0	0	0
12/04	at LV	L	0												
12/11	Mia														
12/18	Ten														
12/26	at Ind														
01/01	LAR														
01/07	at Den														
'22 TOTALS		6-6	5	0	0			0	0				0		0

ISAIAH SPILLER NFL STATISTICS

Year	Team	GP	GS	— Rushing —					— Receiving —					— Scrimmage —
				No.	Yds	Avg.	Lg	TD	Att	Yds	Avg.	Lg	TD	Yards
2022	Los Angeles Chargers	5	0	18	41	2.3	11	0	3	13	4.3	8	0	54
NFL Totals		5	0	18	41	2.3	11	0	3	13	4.3	8	0	54



EASTON STICK ⚡ 2

QUARTERBACK | NORTH DAKOTA STATE

6-1 | 224 lbs | OMAHA, NEB.

DRAFT 5 — 2019

EXPERIENCE: 4TH NFL SEASON

4TH YEAR WITH CHARGERS

2022: Inactive (healthy scratch) each of the first two weeks before being active, but did not play, in Week 3...Returned to inactive (healthy scratch) in Week 4.

Date	Opp.	Res.	Games P/S	Passing														
				Att	Cmp	Pct.	Yards	TD	Int	Lg	Sk	Rating						
09/11	LV	W	0/0															
09/15	at KC	L	0/0															
09/25	Jax	L	0/0															
10/02	at Hou	W	0/0															
10/09	at Cle	W	0/0															
10/17	Den	W	0/0															
10/23	Sea	L	0/0															
11/06	at Atl	W	0/0															
11/13	at SF	L	0/0															
11/20	KC	L	0/0															
11/27	at Ari	W	0/0															
12/04	at LV	L	0/0															
12/11	Mia																	
12/18	Ten																	
12/26	at Ind																	
01/01	LAR																	
01/07	at Den																	
'22 TOTALS			6-6	0/0	0	0	0.0	0	0	0	0	0	0	0	0	0	0	0

EASTON STICK NFL STATISTICS

Year	Team	GP	GS	Att	Cmp	Pct.	Yards	— Passing —						— Rushing —					
								Y/A	TD	Int	Lg	Sk	Lost	Rating	Att	Yds	Avg.	Lg	TD
2020	Los Angeles Chargers	1	0	1	1	100.0	4	4.0	0	0	4	0	0	83.3	1	-2	-2.0	-2	0
2021	Los Angeles Chargers	0	0	0	0	0.0	0	—	0	0	—	0	0	0.0	0	0	—	—	0
2022	Los Angeles Chargers	0	0	0	0	0.0	0	—	0	0	—	0	0	0.0	0	0	—	—	0
NFL Totals		1	0	1	1	100.0	4	4.0	0	0	4	0	0	83.3	1	-2	-2.0	-2	0



JA'SIR TAYLOR ⚡ 36

DEFENSIVE BACK | OLE MISS

5-10 | 185 lbs | ASBURY PARK, N.J.

DRAFT 6b — 2022

EXPERIENCE: ROOKIE

2022: Primarily contributed on special teams in each of the team's 12 games...Forced the muffed Broncos punt and ensuing Chargers recovery in the Week 6 overtime win over Denver on *Monday Night Football*...Collected first special teams tackle of his career on punt coverage in the Week 7 contest against Seattle...**vs. Las Vegas (Sept. 11):** In the fourth quarter, provided quality coverage on JK Scott's punt, tackling Raiders WR Hunter Renfrow after a minimal gain, helping the Chargers' continue to succeed in the game's field position battle...Finished the game with 16 special teams snaps played, which tied for the second-most on the team...**at Kansas City (Sept. 15):** Saw action on each 22 special teams snaps...**vs. Jacksonville (Sept. 25):** Contributed to 16 special teams plays...**at Houston (Oct. 2):** Saw action on 18 special teams snaps...**at Cleveland (Oct. 9):** Continued to provide reliable support on special teams...**vs. Denver (Oct. 17):** Primarily contributed on special teams...In overtime, blocked his defender into the returner and forced the muffed Broncos punt, which was recovered by Deane Leonard and led to the eventual game-winning field goal for the Bolts...**vs. Seattle (Oct. 23):** Partnered with LS Josh Harris on a second-quarter stop in punt coverage, marking his first career NFL tackle...**at Atlanta (Nov. 6):** Appeared on 16 special teams plays...**at San Francisco (Nov. 13):** Saw action

2022, LOS ANGELES CHARGERS

Date	Opp.	Res.	Games P/S	Tackles						Interceptions					Fumbles		
				Tot	So	As	Sk	Yd	TFL	No.	Yd	Lg	TD	PD	FF	FR	
09/11	LV	W	1/0	0	0	0	0.0	0	0	0	0	0	0	0	0	0	0
09/15	at KC	L	1/0	0	0	0	0.0	0	0	0	0	0	0	0	0	0	0
09/25	Jax	L	1/0	0	0	0	0.0	0	0	0	0	0	0	0	0	0	0
10/02	at Hou	W	1/0	0	0	0	0.0	0	0	0	0	0	0	0	0	0	0
10/09	at Cle	W	1/0	0	0	0	0.0	0	0	0	0	0	0	0	0	0	0
10/17	Den	W	1/0	0	0	0	0.0	0	0	0	0	0	0	0	0	0	0
10/23	Sea	L	1/0	0	0	0	0.0	0	0	0	0	0	0	0	0	0	0
11/06	at Atl	W	1/0	0	0	0	0.0	0	0	0	0	0	0	0	0	0	0
11/13	at SF	L	1/0	0	0	0	0.0	0	0	0	0	0	0	0	0	0	0
11/20	KC	L	1/0	0	0	0	0.0	0	0	0	0	0	0	0	0	0	0
11/27	at Ari	W	1/0	0	0	0	0.0	0	0	0	0	0	0	0	0	0	0
12/04	at LV	L	1/0	0	0	0	0.0	0	0	0	0	0	0	0	0	0	0
12/11	Mia	Ten															
12/18	Ten																
12/26	at Ind																
01/01	LAR																
01/07	at Den																
'22 TOTALS	6-6	12/0		0	0	0	0.0	0	0	0	0	0	0	0	0	0	0

on 18 special teams snaps...**vs. Kansas City (Nov. 20):** Secured a single-game career-best two special teams tackles in the primetime matchup...**at Arizona (Nov. 27):** Contributed primarily on special teams, logging a tackle on kickoff coverage...**at Las Vegas (Dec. 4):** Primarily contributed on special teams, adding seven defensive snaps.

JA'SIR TAYLOR NFL STATISTICS

Year	Team	GP	GS	— Tackles —						— Interceptions —					— Fumbles —			ST Tackles	
				Total	Solo	Asst	Sacks	Yds	TFL	No.	Yds	Lg	TD	PD	FF	FR	Yds		
2022	Los Angeles Chargers	12	0	0	0	0	0.0	0	0	0	0	0	0	0	0	0	0	0	6
NFL Totals		12	0	0	0	0	0.0	0	0	0	0	0	0	0	0	0	0	0	6



DRUE TRANQUILL ⚡ 49

LINEBACKER | NOTRE DAME

6-2 | 234 lbs | FORT WAYNE, IND.

DRAFT 4 — 2019

EXPERIENCE: 4TH NFL SEASON

4TH YEAR WITH CHARGERS

2022: Has appeared in 12 games (nine starts) at LB to start the season and compiled a Chargers second-best 101 tackles (69 solo)...Anchored a defensive unit that totaled six sacks and three interceptions, one of which was his own, in the season-opening win over the division-rival Raiders...Recorded a career-high nine solo tackles in Week 3 against Jacksonville...Recorded back-to-back weeks of 10+ tackles in Weeks 3 and 4 against Jacksonville and Houston...Recorded his first-career multi-sack game in Week 6 against the Broncos...Recorded his third 10-plus tackle game of the season at Atlanta in Week 9, which is a career-high for a single season...Through 12 weeks, he's one of two players in the league to record 100 total tackles, three sacks and an interception, joining S Derwin James Jr. ...**vs. Las Vegas (Sept. 11):** Started at LB and secured his first career interception, picking off Raiders QB Derek Carr late in the second quarter, returning the takeaway 20 yards to give the offense possession with favorable field position, which the offense turned into a touchdown to take a 10-3 lead into halftime...Finished the game with five tackles three solo...**at Kansas City (Sept. 15):** Started at LB and compiled a team second-best seven tackles (four solo)...**vs. Jacksonville (Sept. 25):** Compiled a team-best 11 tackles (nine solo)...His nine solo tackles against Jacksonville were a career high...**at Houston (Oct. 2):** Started at LB...led the defense in tackles for the second-consecutive week with 11 (five solo)...recorded consecutive weeks with 10+-tackles for the first time in his career...Helped the defense limit Houston to seven points in the first half, the fewest points allowed by the defense in the first half since the beginning of the 2021 season...**at Cleveland (Oct. 9):** Started at LB and tallied six total tackles (three solo)...**vs. Denver (Oct. 17):** Started at LB and tallied eight total tackles (six solo)...Recorded 2.0 sacks for 13 yards for his first-career multi-sack game...Contributed to a defense that limited the Broncos to six points after the first quarter, including forcing two

2022, LOS ANGELES CHARGERS																		
Date	Opp.	Res.	Games		Tackles						Interceptions				Fumbles			
			P/S	GS	Tot	So	As	Sk	Yd	TFL	No.	Yd	Lg	TD	PD	FF	FR	
09/11	LV	W	1/1		5	3	2	0.0	0	0	1	20	20	0	1	0	0	
09/15	at KC	L	1/1		6	4	2	0.0	0	0	0	0	—	0	0	0	0	
09/25	Jax	L	1/0		11	9	2	0.0	0	0	0	0	—	0	1	0	0	
10/02	at Hou	W	1/1		11	5	6	0.0	0	0	0	0	—	0	0	0	0	
10/09	at Cle	W	1/1		7	3	4	0.0	0	1	0	0	—	0	0	0	0	
10/17	Den	W	1/1		8	6	2	2.0	13	2	0	0	—	0	0	0	0	
10/23	Sea	L	1/1		7	7	0	0.0	0	0	0	0	—	0	0	0	0	
11/6	at Atl	W	1/1		10	8	2	1.0	7	2	0	0	—	0	0	0	0	
11/13	at SF	L	1/1		15	7	8	0.0	0	0	0	0	—	0	0	0	0	
11/20	KC	L	1/1		7	6	1	0.0	0	0	0	0	—	0	0	0	0	
11/27	at Ari	W	1/1		9	7	2	0.0	0	1	0	0	—	0	0	0	0	
12/04	at LV	L	1/1		5	4	1	0.0	0	1	0	0	—	0	0	0	0	
12/11	Mia																	
12/18	Ten																	
12/26	at Ind																	
01/01	LAR																	
01/07	at Den																	
'22 TOTALS			6-6	12/11	101	69	32	3.0	20	6	1	20	20	0	2	0	0	0

three-and-outs in overtime...**vs. Seattle (Oct. 23):** Started at LB... Recorded seven tackles (seven solo)...**at Atlanta (Nov. 6):** Started at LB...Compiled 10 total tackles (eight solo) with one sack for seven yards and two tackles for loss...Sacked Falcons QB Marcus Mariota for seven yards in the second quarter to force the Falcons to punt...**at San Francisco (Nov. 13):** Tallied a career-high 15 total tackles (seven solo)...Became the first Chargers player since LB Stephen Cooper in 2009 to post four games of 10-or-more tackles through the nine games of a season...**vs. Kansas City (Nov. 20):** Started at LB...Compiled seven total tackles (six solo), which were tied with S Derwin James Jr. for the team lead...**at Arizona (Nov. 27):** Recorded a team second-best nine total tackles (seven solo), including one tackle for loss...**at Las Vegas (Dec. 4):** Tallied five total tackles (four solo) including one tackle for loss...Surpassed 100 total tackles in a season for the first time of his career.

DRUE TRANQUILL NFL STATISTICS

Year	Team	GP	GS	— Tackles —					— Interceptions —					— Fumbles —			ST Tackles		
				Total	Solo	Asst	Sacks	Yds	TFL	No.	Yds	Lg	TD	PD	FF	FR		Yds	
2019	Los Angeles Chargers	15	3	64	50	14	0.0	0	4	0	0	—	0	1	0	0	0	0	11
2020	Los Angeles Chargers	1	1	1	1	0	0.0	0	0	0	0	—	0	0	0	0	0	0	0
2021	Los Angeles Chargers	14	7	70	42	28	1.5	14	5	0	0	—	0	1	0	1	0	0	6
2022	Los Angeles Chargers	12	11	101	69	32	3.0	20	6	1	20	20	0	2	0	0	0	0	2
NFL Totals		42	22	236	162	74	4.5	34	15	1	20	20	0	4	0	1	0	0	19



DERREK TUSZKA ⚡ 59

OUTSIDE LINEBACKER | NORTH DAKOTA STATE

6-5 | 246 lbs | WARNER, S.D.

WAIVERS (TENNESSEE) — 2022

EXPERIENCE: 3RD NFL SEASON

1ST YEAR WITH CHARGERS

2022: Made his Chargers debut in Week 4 against the Houston Texans...Tallied his first tackles as a Charger in Week 6 against the Broncos...**at Houston (Oct. 2):** Contributed to nine snaps with the defense, as well as playing six snaps on special teams...**at Cleveland (Oct. 9):** Contributed to 10 snaps of defense, while appearing in 13 snaps on special teams...**vs. Denver (Oct. 17):** Appeared in eight snaps on defense, as well as 20 snaps on special teams...Tallied two tackles, both of them solo...**vs. Seattle (Oct. 23):** Appeared in 20 snaps on special teams, making one tackle...also tallied one tackle on defensive, where he appeared in eight snaps...**at Atlanta (Nov. 6):** Tallied one solo tackle in 11 defensive snaps...Also appeared 21 special teams snaps...**at San Francisco (Nov. 13):** Recorded one tackle in run support...**vs. Kansas City (Nov. 20):** Tallied two solo tackles in run support, as well as adding one tackle on special teams...**at Arizona (Nov. 27):** Appeared in a team-best 26 snaps on special teams...**at Las Vegas (Dec. 4):** Tallied one solo tackle in his eight snaps on defense... Also contributed to a team-high 30 snaps on special teams.

2022 (Prior to LAC): After spending training camp with the Pittsburgh Steelers, was waived during final roster cuts and subsequently claimed by the Tennessee Titans...Started at LB in the Titans' Week 3 win over the Raiders, securing two tackles (one solo)...Inactive each of the first two weeks...**vs. Las Vegas (Sept. 25):** Started at LB, his first starting nod with Tennessee, and collected two tackles (one solo) in the outing...Logged lone solo stop in run support, corralling RB Josh Jacobs in the first quarter... Also contributed on special teams.

2021: Appeared in 15 games for the Steelers after being signed to the club's practice squad following training camp with the Denver Broncos...Registered 16 tackles (seven solo), two sacks, two quarterback hits, one tackle for loss and one forced fumble defensively, as well as two tackles in coverage support on special teams...Spent the first three weeks on the practice squad before being elevated to the active roster in Week 4...**vs. Cincinnati (Sept. 26):** In his first gameday (practice squad) elevation, secured two second-half tackles (one solo) in run support in his Steelers debut...**at Cincinnati (Nov. 28):** Registered first-career QB hit, knocking down QB Joe Burrow, in the loss to the Bengals...**vs. Tennessee (Dec. 19):** Tallied a career-high three tackles (one solo) and one strip-sack...Late in the fourth quarter, as Tennessee was attempting to mount a comeback-win, dropped QB Ryan Tannehill for a loss of eight yards and jarred the ball loose, registering his first career sack and first career forced fumble on the play...**vs. Cleveland (Jan. 3):** In the final home game of the season, totaled two solo stops, including one sack in the fourth quarter, in the

2022, LOS ANGELES CHARGERS

Date	Opp.	Res.	P/S	Games					Tackles					Interceptions					Fumbles		
				Tot	So	As	Sk	Yd	TFL	No.	Yd	Lg	TD	PD	FF	FR					
09/11	LV	W	0/0	— Not on team —																	
09/15	at KC	L	0/0	— Not on team —																	
09/25	Jax	L	0/0	— Not on team —																	
10/02	at Hou	W	1/0	0	0	0	0.0	0	0	0	0	0	0	0	0	0	0	0	0	0	0
10/09	at Cle	W	1/0	0	0	0	0.0	0	0	0	0	0	0	0	0	0	0	0	0	0	
10/17	Den	W	1/0	2	2	0	0.0	0	0	0	0	0	0	0	0	0	0	0	0	0	
10/23	Sea	L	1/0	1	0	1	0.0	0	0	0	0	0	0	0	0	0	0	0	0	0	
11/06	at Atl	W	1/0	1	1	0	0.0	0	0	0	0	0	0	0	0	0	0	0	0	0	
11/13	at SF	L	1/0	1	0	1	0.0	0	0	0	0	0	0	0	0	0	0	0	0	0	
11/20	KC	L	1/0	2	2	0	0.0	0	0	0	0	0	0	0	0	0	0	0	0	0	
11/27	at Ari	W	1/0	0	0	0	0.0	0	0	0	0	0	0	0	0	0	0	0	0	0	
12/04	at LV	L	1/0	1	1	0	0.0	0	0	0	0	0	0	0	0	0	0	0	0	0	
12/11	Mia	Ten																			
12/18	Ten																				
12/26	at Ind																				
01/01	LAR																				
01/07	at Den																				
'22 TOTALS				6-6	9/0	8	6	2	0.0	0	0	0	0	0	0	0	0	0	0	0	

winning effort...Dropped QB Baker Mayfield for a loss of five yards to force a third-and-long in the fourth quarter, helping thwart a comeback effort of the division-rival Browns.

2020: Appeared in nine games for the Broncos as a rookie after being selected by the club in the seventh round of the 2020 NFL Draft...Primarily contributed on special teams, totaling four tackles in coverage support...Secured two tackles (one solo) on the season defensively...Spent Weeks 8 through 13 on Reserve/Injured (hamstring)...**vs. Tennessee (Sept. 14):** Made NFL debut, primarily contributing on special teams...Collected first-career NFL tackle on punt coverage on Denver's first punt of the game...**at New England (Oct. 18):** After an errant snap by the Patriots, touched down QB Cam Newton after Newton had recovered the fumble to register his first career solo tackle and tackle for loss defensively...**vs. Las Vegas (Jan. 3):** Closed out the season with one tackle in run support in the second quarter.

COLLEGE: Over five seasons, three starting at DE, at North Dakota State (2015-19), capped his tenure as Missouri Valley Football Conference Defensive Player of the Year and a First-Team All-America selection in 2019 after collecting 13.5 sacks... Finished career ranked fifth all-time in program history with 29.5 career sacks, accounting for 42 career tackles for loss...Played in 53 games (34 starts), helping lead the Bison to four FCS National Championships and five conference titles...Over his five seasons, including as a redshirt freshman in 2015, North Dakota State garnered a 70-5 record...Appeared in 14 career NCAA playoff games totaling 35 tackles with 12.0 tackles for loss and 10.5 sacks...Graduated from North Dakota State with a bachelor's degree in crop and weed sciences.

PERSONAL: Born in Warner, S.D. ...Owns and operates his own airplane...Brother, Jarrod, spent five seasons as a defensive end at North Dakota State (2013-17)...**High School:** Attended Warner High School in Warner, S.D. ...Over his career, played linebacker, safety, running back, wide receiver, tight end, long snapper, punter and kicker, totaling 342 tackles, 45 tackles for loss, 12 sacks, six forced fumbles, while rushing 138 times for 1,460 yards and catching 14 passes for 247 yards, scoring 23 touchdowns... Also played basketball and competed in track & field.

DERREK TUSZKA NFL STATISTICS

Year	Team	GP	GS	-- Tackles --			Sacks	Yds	TFL	-- Interceptions --					-- Fumbles --			ST Tackles	
				Total	Solo	Asst				No.	Yds	Lg	TD	PD	FF	FR	Yds		
2020	Denver	9	0	2	1	1	0.0	0	1	0	0	—	0	0	0	0	0	0	4
2021	Pittsburgh	15	0	16	7	9	2.0	13	1	0	0	—	0	0	1	0	0	2	
2022	Tennessee	1	1	2	1	1	0.0	0	0	0	0	—	0	0	0	0	0	0	
	Los Angeles Chargers	9	0	8	6	2	0.0	0	0	0	0	—	0	0	0	0	0	3	
NFL Totals		34	1	28	15	13	2.0	13	2	0	0	—	0	0	1	0	0	9	



KYLE VAN NOY ⚡ 8

LINEBACKER | BRIGHAM YOUNG

6-3 | 250 lbs | RENO, NEV.

FREE AGENT — 2022

EXPERIENCE: 9TH NFL SEASON

1ST YEAR WITH CHARGERS

2022: Tallied 30 tackles (19 solo) with two passes defended and a fumble recovery in his 12 appearances (nine starts) with the Chargers...**vs. Las Vegas (Sept. 11):** Totaled three tackles (two solo) defensively in his first appearance with Los Angeles...**at Kansas City (Sept. 15):** Totaled two tackles (one solo) with one quarterback hit and two passes defended...Recorded at least two passes defended for the fourth time in his career...**vs. Jacksonville (Sept. 25):** Made his first start of the season at LB, tallying five tackles (four solo) and a tackle for loss...**at Houston (Oct. 2):** Made his second-consecutive start, making four tackles (three solo)... Helped the Chargers defense limit the Texans to seven points in the first half, the fewest allowed by the defense in the first half since the beginning of the 2021 season...**at Cleveland (Oct. 9):** Started at OLB, tallying two tackles (one solo)...**vs. Denver (Oct. 17):** Started at OLB, compiling two total tackles, both of them coming as solo tackles...Contributed to a defense that limited the Broncos to six points after the first quarter, including forcing two three-and-outs in overtime...**vs. Seattle (Oct. 23):** Started at OLB... Recorded two tackles (two solo)...**at Atlanta (Nov. 6):** Started at OLB...Appeared in 43 defensive snaps and three special teams snaps...**at San Francisco (Nov. 13):** Tallied two tackles (one solo), both coming in run support...**vs. Kansas City (Nov. 20):** Supplied

Date	Opp.	Res.	Games P/S	Tackles						Interceptions					Fumbles		
				Tot	So	As	Sk	Yd	TFL	No.	Yd	Lg	TD	PD	FF	FR	
09/11	LV	W	1/0	3	2	1	0.0	0	0	0	0	0	0	0	0	0	0
09/15	at KC	L	1/0	2	1	1	0.0	0	0	0	0	0	0	0	2	0	0
09/25	Jax	L	1/1	5	4	1	0.0	0	1	0	0	0	0	0	0	0	0
10/02	at Hou	W	1/1	4	3	1	0.0	0	0	0	0	0	0	0	0	0	0
10/09	at Cle	W	1/1	2	1	1	0.0	0	0	0	0	0	0	0	0	0	0
10/17	Den	W	1/1	2	1	1	0.0	0	1	0	0	0	0	0	0	0	0
10/23	Sea	L	1/1	2	2	0	0.0	0	0	0	0	0	0	0	0	0	0
11/6	at Atl	W	1/1	0	0	0	0.0	0	0	0	0	0	0	0	0	0	0
11/13	at SF	L	1/1	2	1	1	0.0	0	0	0	0	0	0	0	0	0	0
11/20	KC	L	1/1	2	0	2	0.0	0	0	0	0	0	0	0	0	0	0
11/27	at Ari	W	1/1	5	4	1	0.0	0	0	0	0	0	0	0	0	0	0
12/04	at LV	L	1/1	1	0	1	0.0	0	0	0	0	0	0	0	0	0	1
12/11	Mia																
12/18	Ten																
12/26	at Ind																
01/01	LAR																
01/07	at Den																
'22 TOTALS			6-6	12/10	30	19	11	0.0	0	2	0	0	0	0	2	0	1

two tackles defensively and landed two quarterback hits on QB Patrick Mahomes...**at Arizona (Nov. 27):** Started at OLB...Tied a season-high in total tackles with five (four solo)...**at Las Vegas (Dec. 4):** Recovered a fumble caused by LB Kenneth Murray Jr. in the first quarter...Also tallied one assisted tackle.

KYLE VAN NOY NFL STATISTICS

Year	Team	GP	GS	-- Tackles --					Yds	TFL	-- Interceptions --					-- Fumbles --			ST Tackles
				Total	Solo	Asst	Sacks	No.			Yds	Lg	TD	PD	FF	FR	Yds		
2014	Detroit	8	0	4	4	0	0.0	0	1	0	0	0	0	0	0	0	0	0	2
2015	Detroit	15	0	7	5	2	1.0	1	2	0	0	0	0	0	0	0	0	0	3
2016	Detroit	7	7	23	21	2	0.0	0	0	0	0	0	1	0	0	0	0	0	0
	New England	7	2	27	9	18	1.0	8	2	1	0	0	0	2	1	0	0	0	1
2017	New England	13	12	73	58	15	5.5	33.5	7	0	0	0	2	0	0	0	0	1	
2018	New England	16	16	89	54	35	3.5	28	5	1	0	0	2	1	2	46	3	3	
2019	New England	15	15	56	41	15	6.5	42.5	7	0	0	0	3	3	2	22	0	0	
2020	Miami	14	13	69	46	23	6.0	36	10	0	0	0	6	2	2	28	0	0	
2021	New England	16	8	66	42	24	5.0	37	5	1	35	35t	1	10	2	1	0	0	
2022	Los Angeles Chargers	12	10	30	19	11	0.0	0	2	0	0	0	2	0	1	0	0	0	
NFL Totals		123	83	444	299	145	28.5	186	41	3	35	35t	1	28	9	8	96	10	

Year	Team	GP	GS	-- Tackles --					Yds	TFL	-- Interceptions --					-- Fumbles --			ST Tackles
				Total	Solo	Asst	Sacks	No.			Yds	Lg	TD	PD	FF	FR	Yds		
2014	Detroit	1	0	0	0	0	0.0	0	0	0	0	0	0	0	0	0	0	0	0
2016	New England	3	0	7	6	1	0.5	4.5	0	0	0	0	1	1	0	0	0	0	
2017	New England	3	3	16	11	5	1.0	9	2	0	0	0	1	1	0	0	0	0	
2018	New England	3	3	17	15	2	3.0	4.3	2	0	0	0	1	1	0	0	0	1	
2019	New England	1	1	5	4	1	1.0	5	1	0	0	0	0	1	0	0	0	0	
2021	New England	1	1	3	1	2	0.0	0	0	0	0	0	0	0	0	0	0	0	
Postseason Totals		12	8	48	37	11	5.5	61.5	5	0	0	0	3	4	0	0	0	1	



MIKE WILLIAMS ⚡ 81

WIDE RECEIVER | CLEMSON

6-4 | 218 lbs | SANTEE, S.C.

DRAFT 1 — 2017

EXPERIENCE: 6TH NFL SEASON

6TH YEAR WITH CHARGERS

2022: Through eight starts, has totaled 510 yards on 38 receptions (13.4 avg.) with a long grab of 50 yards and three touchdowns... Ranked fifth in the NFL in receiving average (13.4) among pass-catchers with at least 35 receptions through the first seven games... On an active streak of five-straight road games with 100-plus yards receiving, tying the all-time record by an AFC player (Chad Johnson)... Has 10 receptions of 40-plus yards since the start of last season, which ties for the most by any player in the NFL... Against Kansas City in Week 2, hauled in eight passes for 113 yards a touchdown, registering his seventh career touchdown at Arrowhead, the most by any visiting player in the history of GEHA Field at Arrowhead Stadium, and becoming the only visiting player in the history of the complex to record three-straight games with 100-plus receiving yards and a touchdown... Caught his second touchdown in as many weeks against the Jaguars in Week 3... In Week 5 at Cleveland, hauled in a career-high 10 receptions for a season-best 134 yards, securing his fifth-straight road game with over 100 yards receiving, totaling a league-best nine road outings over the century mark since the start of 2019... **vs. Las Vegas (Sept. 11):** Collected two receptions for 10 yards (5.0 avg.) with a long grab of six yards... **at Kansas City (Sept. 15):** Totaled eight receptions for 113 yards (14.1 avg.) with one touchdown and a long grab of 39 yards... Registered seventh career TD reception at GEHA Field at Arrowhead Stadium, the most all-time by a visiting player, and became the only visiting player with three-straight performances of 100-plus receiving yards and at least one touchdown in the history of the facility... **vs. Jacksonville (Sept. 25):** Caught one pass, a 15-yard touchdown grab in the second quarter, registering his second receiving score in as many weeks... **at Houston (Oct. 2):** Finished the game with a team-leading 120 yards on seven receptions (17.1 avg.) with a long grab of 50 yards... Registered 12th reception of 40-plus yards since the start of last season, which leads the NFL among QB-WR duos... Collected eighth 100-yard receiving performance on the road since the start of the 2019 season, which leads all AFC pass-catchers... Leads the NFL with 10 catches of over 40 yards

2022, LOS ANGELES CHARGERS																
Date	Opp.	Games		Receiving				Rushing				Scrim				
		Res.	P/S	No.	Yds	Avg.	Lg	TD	Att	Yds	Avg.	Lg	TD	Yds		
09/11	LV	W	1/1	2	10	5.0	6	0	0	0	—	—	0	10		
09/15	at KC	L	1/1	8	113	14.1	39	1	0	0	—	—	0	113		
09/25	Jax	L	1/1	1	15	15.0	15	1	0	0	—	—	0	15		
10/02	at Hou	W	1/1	7	120	17.1	50	0	0	0	—	—	0	120		
10/09	at Cle	W	1/1	10	134	13.4	38	0	0	0	—	—	0	134		
10/17	Den	W	1/1	2	17	8.5	9	0	0	0	—	—	0	17		
10/23	Sea	L	1/1	7	86	12.3	21	1	0	0	—	—	0	86		
11/06	at Atl	W	0/0	— Inactive —												
11/13	at SF	L	0/0	— Inactive —												
11/20	KC	L	1/1	1	15	15.0	15	0	0	0	—	—	0	15		
11/27	at Ari	W	0/0	— Inactive —												
12/04	at LV	L	0/0	— Inactive —												
12/11	Mia															
12/18	Ten															
12/26	at Ind															
01/01	LAR															
01/07	at Den															
'22 TOTALS				6-6	8/8	38	510	13.4	50	3	0	0	—	—	0	510

since the start of last season... **at Cleveland (Oct. 9):** Hauled in a career-best 10 catches for a season-high 134 yards (13.4 avg.) to register his fifth-straight road game with 100-plus receiving yards, tying for the most by an AFC player (Chad Johnson) in conference annals... Of his 10 grabs, six moved the chains and registered as first downs... His six first downs receiving are the most in a game this season and tie for his single-game career-high... Along with RB Austin Ekeler (173 yards), became the first Chargers duo to hit the century mark in rushing and receiving in the same game since 2019... **vs. Denver (Oct. 17):** Collected two catches for 17 yards (8.5 avg.) with a long of nine yards... **vs. Seattle (Oct. 23):** Totaled seven receptions for 86 yards (12.3 avg.) with a long of 21 yards and one receiving touchdown... Off of a takeaway, hauled in his third receiving score of the season, catching a 13-yard pass from QB Justin Herbert... Five of his seven grabs either moved the chains or resulted in a touchdown... **at Atlanta (Nov. 6):** Inactive (ankle)... **vs. Kansas City (Nov. 20):** Returned to the lineup and caught one pass for 15 yards along the right sideline... Sustained an ankle injury in the first quarter and did not return... **at Arizona (Nov. 27):** Inactive (ankle).

MIKE WILLIAMS NFL STATISTICS

Year	Team	GP	GS	— Receiving —				Att	— Rushing —				— Scrimmage —	
				No.	Yds	Avg.	Lg		TD	Yds	Avg.	Lg	TD	Yds
2017	Los Angeles Chargers	10	1	11	95	8.6	20	0	0	—	—	0	95	
2018	Los Angeles Chargers	15	5	43	664	15.4	55t	10	7	28	4.0	19t	1	692
2019	Los Angeles Chargers	15	15	49	1,001	20.4	56	2	1	2	2.0	2	0	1,003
2020	Los Angeles Chargers	15	11	48	756	15.8	64t	5	1	1	1.0	1	0	757
2021	Los Angeles Chargers	16	14	76	1,146	15.1	72t	9	0	0	—	—	0	1,146
2022	Los Angeles Chargers	8	8	38	510	13.4	50	3	0	0	—	—	0	510
NFL Totals		80	54	265	4,172	15.7	72t	29	9	31	3.4	19t	1	4,203
Year	Team	GP	GS	— Receiving —				Att	— Rushing —				— Scrimmage —	
				No.	Yds	Avg.	Lg		TD	Yds	Avg.	Lg	TD	Yds
2018	Los Angeles Chargers	2	2	7	110	15.7	28	0	0	0	—	—	0	110
Postseason Totals		2	2	7	110	15.7	28	0	0	0	—	—	0	110



JT WOODS ⚡ 22

SAFETY | BAYLOR

6-2 | 193 lbs | SAN ANTONIO, TEXAS

DRAFT 3 — 2022

EXPERIENCE: ROOKIE

2022: Has appeared in seven games (one start), receiving the starting nod on *Sunday Night Football* in Week 10...Made his NFL debut, contributing on special teams in the club's season-opening win over the Raiders...Inactive (healthy scratch) Week 2, then again Weeks 4 through 7...**vs. Las Vegas (Sept. 11):** Contributed on special teams...**at Kansas City (Sept. 15):** Inactive (healthy scratch)...**vs. Jacksonville (Sept. 25):** Supplied support on special teams...**at Houston (Oct. 2):** Inactive (healthy scratch)...**at Atlanta (Nov. 6):** Saw action on eight special teams snaps...**at San Francisco (Nov. 13):** Started at S, his first career start, and saw action on five defensive snaps and four special teams plays...**vs. Kansas City (Nov. 20):** Logged first NFL tackle by tapping down QB Patrick Mahomes on a scramble in the fourth quarter...**at Arizona (Nov. 27):** Saw action on 10 defensive snaps, continuing to contribute primarily on special teams...**at Las Vegas (Dec. 4):** Primarily contributed on special teams.

2022, LOS ANGELES CHARGERS																	
Date	Opp.	Res.	Games		Tackles					Interceptions					Fumbles		
			P/S		Tot	So	As	Sk	Yd	TFL	No.	Yd	Lg	TD	PD	FF	FR
09/11	LV	W	1/0		0	0	0	0.0	0	0	0	0	0	0	0	0	0
09/15	at KC	L	0/0														
09/25	Jax	L	1/0		0	0	0	0.0	0	0	0	0	0	0	0	0	0
10/02	at Hou	W	0/0														
10/09	at Cle	W	0/0														
10/17	Den	W	0/0														
10/23	Sea	L	0/0														
11/06	at Atl	W	1/0		0	0	0	0.0	0	0	0	0	0	0	0	0	0
11/13	at SF	L	1/1		0	0	0	0.0	0	0	0	0	0	0	0	0	0
11/20	KC	L	1/0		1	1	0	0.0	0	0	0	0	0	0	0	0	0
11/27	at Ari	W	1/0		0	0	0	0.0	0	0	0	0	0	0	0	0	0
12/04	at LV	L	1/0		0	0	0	0.0	0	0	0	0	0	0	0	0	0
12/11	Mia	Ten															
12/18	Ten																
12/26	at Ind																
01/01	LAR																
01/07	at Den																
'22 TOTALS			6-6	7/1	1	1	0	0.0	0	0	0	0	0	0	0	0	0

JT WOODS NFL STATISTICS

Year	Team	GP	GS	— Tackles —				Yds	TFL	— Interceptions —					— Fumbles —			ST Tackles
				Total	Solo	Asst	Sacks			No.	Yds	Lg	TD	PD	FF	FR	Yds	
2022	Los Angeles Chargers	7	1	1	1	0	0.0	0	0	0	0	0	0	0	0	0	0	0
NFL Totals		7	1	1	1	0	0.0	0	0	0	0	0	0	0	0	0	0	0

RECORDS

INDIVIDUAL RECORDS

*NFL Record

POINTS

Most Seasons Leading League

- 1 Nate Kaeding, 2009
- LaDainian Tomlinson, 2006
- John Carney, 1994

Most, Career

- 1,076 John Carney, 1990-2000
- 918 LaDainian Tomlinson, 2001-09
- 889 Nate Kaeding, 2004-12

Most, Season

- 186* LaDainian Tomlinson, 2006
- 146 Nate Kaeding, 2009
- 144 Nick Novak, 2013

Most, Season, Non-Kickers

- 186* LaDainian Tomlinson, 2006
- 124 Austin Ekeler, 2021
- 120 LaDainian Tomlinson, 2005

Most, Season, Rookie

- 114 Nate Kaeding, 2004
- 106 Josh Lambo, 2015
- Dennis ParTEE, 1968
- 94 Herb Travenio, 1965

Most, Game

- 30 Kellen Winslow, Nov. 22, 1981 at Oakland
- 24 (10x) Last: Austin Ekeler, Nov. 21, 2021 vs. Pit.
- 20 Mike Williams, Dec. 13, 2018 at Kansas City

TOUCHDOWNS

Most Seasons Leading League

- 3 Lance Alworth, 1964, 1965, 1966
- 1 Austin Ekeler, 2021
- LaDainian Tomlinson, 2006
- Chuck Muncie, 1981

Most, Career

- 153 LaDainian Tomlinson, 2001-09
- 116 Antonio Gates, 2003-18
- 83 Lance Alworth, 1962-70

Most, Season

- 31* LaDainian Tomlinson, 2006
- 20 Austin Ekeler, 2021
- LaDainian Tomlinson, 2005
- 19 Chuck Muncie, 1981

Most, Game

- 5 Kellen Winslow, Nov. 22, 1981 at Oakland
- 4 (10x) Last: Austin Ekeler, Nov. 21, 2021 vs. Pit.
- 3 (46x) Last: A.Ekeler, Oct. 2, 2022 at Hou.

Most Consecutive Games

- 18* LaDainian Tomlinson, 2004-05
- 10 LaDainian Tomlinson, 2006
- 9 Antonio Gates, 2009-10
- Natrone Means, 1993-94
- Lance Alworth, 1963

POINTS AFTER TOUCHDOWN

Most Seasons Leading League

- 2 Nate Kaeding, 2006
- Rolf Benirschke, 1981, 1982
- 1 Herb Travenio, 1965

Most, Career

- 349 Nate Kaeding, 2004-12
- 328 Rolf Benirschke, 1977-86
- 293 John Carney, 1990-2000

Most, Season

- 58 Nate Kaeding, 2006
- 55 Rolf Benirschke, 1981
- 54 Nate Kaeding, 2004

Most, Game

- 7 (6x) Last: N.Kaeding, Dec. 28, 2008 vs. Den.
- 6 (30x) Last: M.Badgley, Dec. 8, 2019 at. Jax.
- 5 (54x) Last: D.Hopkins, Nov. 21, 2021 vs. Pit.

Most Consecutive

- 250 Nate Kaeding, 2004-09
- 128 Nick Novak, 2011-14
- 87 Rolf Benirschke, 1983-86

Most Attempts, Career

- 352 Rolf Benirschke, 1977-86
- 351 Nate Kaeding, 2004-12
- 298 John Carney, 1990-2000

Most Attempts, Season

- 61 Rolf Benirschke, 1981
- 58 Nate Kaeding, 2006
- 55 Nate Kaeding, 2004
- Bob Thomas, 1985

Most Attempts, Game

- 8 Rolf Benirschke, Nov. 22, 1981 at Oakland
- 7 (6x) Last: N.Kaeding, Dec. 28, 2008 vs. Den.
- 6 (38x) Last: M. Badgley, Dec. 8, 2019 at. Jax.

TWO-POINT CONVERSIONS

Most Seasons Leading League

- 1 Ladarius Green, 2015
- Mikhael Ricks, 1999
- Ronnie Harmon, 1994

Most, Career

- 3 Ronnie Harmon, 1990-95
- 2 Keenan Allen, 2013-22
- Jared Cook, 2021
- Austin Ekeler, 2017-22
- Mike Williams, 2017-22
- Antonio Gates, 2003-18
- Melvin Gordon, 2015-19
- Ladarius Green, 2012-15
- Legedu Naanee, 2007-10
- Dave Kocourek, 1960-65

Most, Season

- 3 Ronnie Harmon, 1994
- 2 Jared Cook, 2021
- Austin Ekeler, 2021
- Melvin Gordon, 2018
- Antonio Gates, 2018
- 1 (34x) Last: Gerald Everett, 2022

Most, Game

- 2* Ladarius Green, Oct. 25, 2015 vs. Oakland
- 1 (42x) Last: Gerald Everett, Nov. 27, 2022 at Ari.

FIELD GOALS

Most Seasons Leading League

- 1 Nate Kaeding, 2009
- John Carney, 1994

Most, Career

- 261 John Carney, 1990-2000
- 180 Nate Kaeding, 2004-12
- 146 Rolf Benirschke, 1977-86

Most, Season

- 34 Nick Novak, 2013
- John Carney, 1994
- 32 Nate Kaeding, 2009
- 31 John Carney, 1993, 1999

Most, Game

- 6 (3x) Last: G.Davis, Oct. 5, 1997 at Oakland
- 5 (11x) Last: N.Kaeding, Sept. 10, 2012 at Oak.
- 4 (37x) Last: D.Hopkins, Oct. 17, 2022 vs. Den. (OT)

Most, Game, No Misses

- 6 (3x) Last: G.Davis, Oct. 5, 1997 at Oakland
- 5 (10x) Last: N.Kaeding, Sept. 10, 2012 at Oak.
- 4 (26x) Last: D.Hopkins, Oct. 17, 2022 vs. Den. (OT)

Highest Percentage, Career (min. 100 att.)

- 87.0 Nate Kaeding, 2004-12 (180-of-207)
- 84.6 Nick Novak, 2011-14, '17 (110-of-130)
- 81.6 John Carney, 1990-00 (261-of-320)

Highest Percentage, Season (min. 15 att.)

- 93.8 Michael Badgley, 2018 (15-of-16)
- 91.9 Nick Novak, 2013 (34-of-37)
- 91.4 Nate Kaeding, 2009 (32-of-35)

Most Consecutive

- 32 Nick Novak, 2013-14
- 29 John Carney, 1992-93
- 22 Nate Kaeding, 2009-10

Most Attempts, Career

- 320 John Carney, 1990-2000
- 208 Rolf Benirschke, 1977-86
- 207 Nate Kaeding, 2004-12

Most Attempts, Season

- 40 John Carney, 1993
- 39 Michael Badgley, 2020
- 38 John Carney, 1994

Most Attempts, Game

- 7 Dick Van Raaphorst, Oct. 8, 1966 at N.Y. Jets
- 6 (6x) Last: Steve Christie, Dec. 1, 2002 vs. Den.
- 5 (25x) Last: N.Novak, Nov. 19, 2017 vs. Buf.

Longest

- 59 Michael Badgley, Dec. 9, 2018 vs. Cincinnati
- 57 Nate Kaeding, Dec. 21, 2008 at Tampa Bay
- 55 Nate Kaeding, Nov. 29, 2009 vs. Kansas City

RUSHING YARDS

Most Seasons Leading League

- 2 LaDainian Tomlinson, 2006, 2007
- 1 Dick Post, 1968
Paul Lowe, 1965

Most, Career

- 12,490 LaDainian Tomlinson, 2001-09
- 4,972 Paul Lowe, 1960-68
- 4,297 Marion Butts, 1989-93

Most, Season

- 1,815 LaDainian Tomlinson, 2006
- 1,683 LaDainian Tomlinson, 2002
- 1,645 LaDainian Tomlinson, 2003

Most, Game

- 243 LaDainian Tomlinson, Dec. 28, 2003 vs. Oak.
- 220 LaDainian Tomlinson, Dec. 1, 2002 vs. Denver
- 217 LaDainian Tomlinson, Sept. 29, 2002 vs. N.E.
Gary Anderson, Dec. 18, 1988 vs. Kansas City

Most Games 100 Yards or More, Career

- 46 LaDainian Tomlinson, 2001-09
- 15 Natrone Means, 1993-99
Paul Lowe, 1960-68
- 12 Ryan Mathews, 2010-14

Most Games 100 Yards or More, Season

- 10 LaDainian Tomlinson, 2006
- 7 LaDainian Tomlinson, 2002
Don Woods, 1974
- 6 Ryan Mathews, 2013
LaDainian Tomlinson, 2007
LaDainian Tomlinson, 2004
LaDainian Tomlinson, 2003
Natrone Means, 1994

Most Consecutive Games, 100 Yards or More

- 9 LaDainian Tomlinson, 2006
- 5 Natrone Means, 1994
- 4 LaDainian Tomlinson, 2007

Most Games 200 Yards or More, Career

- 4 LaDainian Tomlinson, 2001-09
- 1 Gary Anderson, 1985-88

Longest Run

- 87t Melvin Gordon, Oct. 29, 2017 at New England
Paul Lowe, Sept. 10, 1961 at Dallas Texans
- 86t Keith Lincoln, Sept. 30, 1962 at Oakland
- 85t LaDainian Tomlinson, Dec. 17, 2006 vs. K.C.

RUSHING TOUCHDOWNS

Most Seasons Leading League

- 3 LaDainian Tomlinson, 2004, 2006, 2007
- 1 Chuck Muncie, 1981
Paul Lowe, 1961, 1965

Most, Career

- 138 LaDainian Tomlinson, 2001-09
- 43 Chuck Muncie, 1980-84
- 38 Paul Lowe, 1960-68

Most, Season

- 28* LaDainian Tomlinson, 2006
- 19 Chuck Muncie, 1981
- 18 LaDainian Tomlinson, 2005

Most, Game

- 4 LaDainian Tomlinson, Oct. 14, 2007 vs. Oak.
LaDainian Tomlinson, Nov. 12, 2006 at Cin.
LaDainian Tomlinson, Oct. 15, 2006 at S.F.
Chuck Muncie, Nov. 29, 1981 vs. Denver
Clarence Williams, Sept. 16, 1979 vs. Buffalo
- 3 (22x), Last: M.Gordon, Oct. 15, 2018 at Cle.
- 2 (120x), Last: A.Ekeler, Oct. 2, 2022 at Hou.

Most Consecutive Games

- 18* LaDainian Tomlinson, 2004-05
- 9 Natrone Means, 1993-94
- 8 LaDainian Tomlinson, 2006

RUSHING AVERAGE

Most Seasons Leading League (min. 100 att.)

- 2 Paul Lowe, 1960, 1965
- 1 Dickie Post, 1968
Brad Hubbard, 1967
Keith Lincoln, 1963

Highest, Career (minimum 500 att.)

- 4.90 Paul Lowe, 1960-68
- 4.71 Keith Lincoln, 1961-66, '68
- 4.57 Austin Ekeler, 2017-22

Highest, Season (minimum 100 att.)

- 6.45 Keith Lincoln, 1963
- 6.29 Paul Lowe, 1960
- 5.71 Paul Lowe, 1963

Highest, Game (minimum 10 att.)

- 14.7 Michael Turner, Oct. 7, 2007 at Denver
- 13.8 Keith Lincoln, Sept. 30, 1962 at Oakland
- 12.7 Keith Lincoln, Oct. 20, 1963 at Kansas City

RUSHING ATTEMPTS

Most, Career

- 2,880 LaDainian Tomlinson, 2001-09
- 1,059 Melvin Gordon, 2015-19
- 1,031 Marion Butts, 1989-93

Most, Season

- 372 LaDainian Tomlinson, 2002
- 348 LaDainian Tomlinson, 2006
- 343 Natrone Means, 1994

Most, Game

- 39 LaDainian Tomlinson, Oct. 20, 2002 at Oak.
Marion Butts, Dec. 17, 1989 at Kansas City
- 37 (3x) Last: L.Tomlinson, Nov. 21, 2004 at Oak.
- 36 LaDainian Tomlinson, Sept. 9, 2001 vs. Was.
Gary Brown, Oct. 5, 1997 at Oakland

PASSING ATTEMPTS

Most Seasons Leading League

- 2 Dan Fouts, 1980, 1981
John Hadl, 1968, 1971
- 1 Philip Rivers, 2015

Most, Career

- 7,591 Philip Rivers, 2004-19
- 5,604 Dan Fouts, 1973-87
- 3,640 John Hadl, 1962-72

Most, Season

- 672 Justin Herbert, 2021
- 661 Philip Rivers, 2015
- 609 Dan Fouts, 1981

Most, Game

- 65 Philip Rivers, Oct. 18, 2015 at Green Bay
- 64 Justin Herbert, Jan. 9, 2022 at Las Vegas (OT)
- 58 Philip Rivers, Oct. 25, 2015 vs. Oakland
Mark Herrmann, Dec. 22, 1985 at K.C.

PASS COMPLETIONS

Most Seasons Leading League

- 2 Dan Fouts, 1980, 1981
John Hadl, 1968, 1971
- 1 Philip Rivers, 2015

Most, Career

- 4,908 Philip Rivers, 2004-19
- 3,297 Dan Fouts, 1973-1987
- 1,824 John Hadl, 1962-1972

Most, Season

- 443 Justin Herbert, 2021
- 437 Philip Rivers, 2015
- 396 Justin Herbert, 2020

Most, Game

- 43 Philip Rivers, Oct. 18, 2015 at Green Bay
- 38 Philip Rivers, Oct. 25, 2015 vs. Oakland
- 37 Justin Herbert, Oct. 17, 2022 vs. Denver (OT)
Mark Herrmann, Dec. 22, 1985 at K.C.
Dan Fouts, Nov. 18, 1984 vs. Miami (OT)

Most Consecutive

- 25* Philip Rivers, Nov. 25, 2018 vs. Arizona
- 22 Philip Rivers, Sept. 13, 2015 vs. Detroit —
Sept. 20, 2015 at Cincinnati
- 20 Philip Rivers, Sept. 13, 2015 vs. Detroit

COMPLETION PERCENTAGE

Most Seasons Leading League (min. 140 att.)

- 1 Philip Rivers, 2013
Mark Herrmann, 1985
Dan Fouts, 1979
Tobin Rote, 1963

Highest, Career (minimum 500 att.)

- 66.3 Justin Herbert, 2020-22
- 64.7 Philip Rivers, 2004-19
- 62.2 Drew Brees, 2001-05

Highest, Season (minimum 140 att.)

- 69.5 Philip Rivers, 2013
- 68.3 Philip Rivers, 2018
- 66.7 Justin Herbert, 2022
- 66.6 Justin Herbert, 2020

Highest, Game (minimum 20 att.)

- 96.6 Philip Rivers, Nov. 25, 2018 vs. Ari. (28-of-29)
- 90.0 Philip Rivers, Nov. 1, 2012 vs. K.C. (18-of-20)
- 88.0 Drew Brees, Oct. 31, 2004 vs. Oak. (22-of-25)

PASSING YARDS

Most Seasons Leading League

- 4 Dan Fouts, 1979, 1980, 1981, 1982
- 3 John Hadl, 1965, 1968, 1971
- 1 Philip Rivers, 2010

Most, Career

- 59,271 Philip Rivers, 2004-19
- 43,040 Dan Fouts, 1973-87
- 26,938 John Hadl, 1962-72

Most, Season

- 5,014 Justin Herbert, 2021
- 4,802 Dan Fouts, 1981
- 4,792 Philip Rivers, 2015

Most, Game

- 503 Philip Rivers, Oct. 18, 2015 at Green Bay
- 455 Philip Rivers, Sept. 26, 2010 at Seattle
- 444 Dan Fouts, Dec. 11, 1982 at San Francisco
Dan Fouts, Oct. 19, 1980 vs. N.Y. Giants

Most Games 300 Yards or More, Career

- 70 Philip Rivers, 2004-19
- 51 Dan Fouts, 1973-87
- 20 Justin Herbert, 2020-22

Most Games 300 Yards or More, Season

- 9 Justin Herbert, 2021
- 8 Justin Herbert, 2020
Philip Rivers, 2015, 2019
Dan Fouts, 1980
- 7 Dan Fouts, 1981, 1985

Most Consecutive Games, 300 Yards or More

- 5 Philip Rivers, 2015
- 4 Dan Fouts, 1979, 1980-81
- 3 Justin Herbert, 2020-21, 2021
Philip Rivers, 2010-11, 2016, 2017
Dan Fouts, 1980, 1985
John Hadl, 1967

Most Games 400 Yards or More, Career

- 11 Philip Rivers, 2004-19
- 6 Dan Fouts, 1973-87
- 1 Jim Harbaugh, 1999-2000

Longest Completion

- 99t* Stan Humphries, Sept. 18, 1994 at Seattle
- 91t Jack Kemp, Nov. 12, 1961 at Denver
- 88t Ed Luther, Dec. 3, 1984 vs. Chicago

TOUCHDOWN PASSES

Most Seasons Leading League

- 2 Dan Fouts, 1981, 1982
John Hadl, 1968, 1971
- 1 Philip Rivers, 2008

Most, Career

- 397 Philip Rivers, 2004-19
- 254 Dan Fouts, 1973-87
- 201 John Hadl, 1962-72

Most, Season

- 38 Justin Herbert, 2021
- 34 Philip Rivers, 2008
- 33 Philip Rivers, 2016
- Dan Fouts, 1981

Most, Game

- 6 Dan Fouts, Nov. 22, 1981 at Oakland
- 5 (4x), Last: Drew Brees, Oct. 31, 2004 vs. Oak.
- 4 (31x), Last: J.Herbert, Oct. 10, 2021 vs. Cle.

Most Consecutive Games

- 28 Philip Rivers, 2012-14
- 27 Philip Rivers, 2017-18
- 26 Justin Herbert, 2020-22

INTERCEPTIONS THROWN

Most Seasons Leading League

- 2 Philip Rivers, 2014, 2016
- John Hadl, 1968, 1972

Most, Career

- 242 Dan Fouts, 1973-87
- 211 John Hadl, 1962-72
- 198 Philip Rivers, 2004-19

Most, Season

- 32 John Hadl, 1968
- 26 John Hadl, 1972
- 25 John Hadl, 1971
- Jack Kemp, 1960

Most, Game

- 6 Ed Luther, Oct. 31, 1983 vs. Washington
- John Hadl, Dec. 8, 1968 vs. Kansas City
- 5 (9x), Last: C.Wheilihan, Dec. 13, 1998 at Sea.
- 4 (33x), Last: P.Rivers, Nov. 18, 2019 vs. K.C.

Fewest, Season (minimum 150 att.)

- 3 Ed Luther, 1984 (151 att.)
- 4 Doug Flutie, 2003 (167 att.)
- John Friesz, 1993 (238 att.)
- 6 Stan Humphries, 1997 (225 att.)

Most Consecutive Attempts, None Intercepted

- 194 Drew Brees, Oct. 17-Dec. 5, 2004
- 170 Philip Rivers, Nov. 27-Dec. 24, 2011
- 168 Dan Fouts, Sept. 27-Oct. 25, 1981

Lowest Percentage, Season (minimum 150 att.)

- 1.4 Justin Herbert, 2022
- 1.7 Justin Herbert, 2020
- Philip Rivers, 2017
- John Friesz, 1993
- 1.8 Drew Brees, 2004
- 1.9 Philip Rivers, 2009

PASSER RATING

Most Seasons Leading League (min. 300 att.)

- 1 Philip Rivers, 2008

Highest, Career (minimum 500 att.)

- 96.3 Justin Herbert, 2020-22
- 95.1 Philip Rivers, 2004-19
- 84.9 Drew Brees, 2001-05

Highest, Season (minimum 300 att.)

- 105.5 Philip Rivers, 2008, 2013, 2018
- 104.8 Drew Brees, 2004
- 104.4 Philip Rivers, 2009

Highest, Game (minimum 20 att.)

- 157.1 Dan Fouts, Sept. 7, 1981 at Cleveland
- 154.4 Philip Rivers, Dec. 8, 2019 at Jacksonville
- 153.1 Drew Brees, Oct. 31, 2004 vs. Oakland

RECEIVING YARDS

Most Seasons Leading League

- 3 Lance Alworth, 1965, 1966, 1968
- 1 Wes Chandler, 1982
- John Jefferson, 1980

Most, Career

- 11,841 Antonio Gates, 2003-18
- 9,584 Lance Alworth, 1962-70
- 9,203 Charlie Joiner, 1976-86

Most, Season

- 1,602 Lance Alworth, 1965
- 1,393 Keenan Allen, 2017
- 1,383 Lance Alworth, 1966

Most, Game

- 260 Wes Chandler, Dec. 20, 1982 vs. Cincinnati
- 243 Wes Chandler, Sept. 15, 1985 vs. Seattle
- 232 Lance Alworth, Oct. 20, 1963 at Kansas City

Most Games 100 Yards or More, Career

- 41 Lance Alworth, 1962-70
- 31 Keenan Allen, 2013-22
- 24 Kellen Winslow, 1979-87

Most Games 100 Yards or More, Season

- 9 Lance Alworth, 1965
- 8 Lance Alworth, 1966
- 7 Keenan Allen, 2017
- John Jefferson, 1980

Most Consecutive Games, 100 Yards or More

- 5 Lance Alworth, 1966
- 4 Keenan Allen, 2017
- Wes Chandler, 1982
- John Jefferson, 1979-80
- Charlie Joiner, 1976
- Lance Alworth, 1968
- Lance Alworth, 1965
- 3 Kellen Winslow, 1982
- Kellen Winslow, 1980
- John Jefferson, 1980
- John Jefferson, 1979
- Gary Garrison, 1971
- Lance Alworth, 1967
- Lance Alworth, 1965
- Lance Alworth, 1964

Most Games 200 Yards or More, Career

- 5* Lance Alworth, 1962-70
- 2 Wes Chandler, 1981-87
- 1 Malcom Floyd, 2004-15

Longest Reception

- 99t* Tony Martin, Sept. 18, 1994 at Seattle
- 91t Keith Lincoln, Nov. 12, 1961 at Denver
- 88t Bobby Duckworth, Dec. 3, 1984 at Chicago

RECEIVING AVERAGE

Most Seasons Leading League (min. 35 rec.)

- 1 Mike Williams, 2019
- Malcom Floyd, 2011
- Wes Chandler, 1982
- Gary Garrison, 1970
- Lance Alworth, 1965

Average per Catch, Career (minimum 250 rec.)

- 19.4 Lance Alworth, 1962-70
- 18.6 Gary Garrison, 1966-76
- 17.5 Vincent Jackson, 2005-11

Average per Catch, Season (minimum 35 rec.)

- 23.2 Lance Alworth, 1965
- 22.9 Gary Garrison, 1970d
- 21.2 Gary Garrison, 1968, 1971

Highest, Game (minimum 5 rec.)

- 36.0 Lance Alworth, Nov. 2, 1963 at New York Jets
- 33.6 Lance Alworth, Nov. 15, 1964 at Kansas City
- 32.0 Lance Alworth, Dec. 19, 1965 vs. Oakland

RECEPTIONS

Most Seasons Leading League

- 3 Lance Alworth, 1966, 1968, 1969
- 2 Kellen Winslow, 1980, 1981

Most, Career

- 955 Antonio Gates, 2003-18
- 752 Keenan Allen, 2013-22
- 586 Charlie Joiner, 1976-86

Most, Season

- 106 Keenan Allen, 2021
- 104 Keenan Allen, 2019
- 102 Keenan Allen, 2017

Most, Game

- 16 Keenan Allen, Nov. 22, 2020 vs. N.Y. Jets
- 15 Austin Ekeler, Oct. 6, 2019 vs. Denver
- Keenan Allen, Sept. 13, 2015 vs. Detroit
- Kellen Winslow, Dec. 7, 1984 at Green Bay
- 14 Keenan Allen, Dec. 2, 2018 at Pittsburgh
- Keenan Allen, Oct. 18, 2015 at Green Bay
- David Boston, Oct. 5, 2003 at Jacksonville
- Kellen Winslow, Dec. 11, 1983 vs. Kansas City

Most Consecutive Games With a Catch

- 96 Lance Alworth, 1962-69
- 80 Antonio Gates, 2003-08
- 78 Charlie Joiner, 1978-84

RECEIVING TOUCHDOWNS

Most Seasons Leading League

- 3 Lance Alworth, 1964, 1965, 1966
- 2 John Jefferson, 1978, 1980
- 1 Tony Martin, 1996
- Wes Chandler, 1982

Most, Career

- 116 Antonio Gates, 2003-18
 - 81 Lance Alworth, 1962-70
 - 58 Gary Garrison, 1966-76
- ### Most, Season
- 14 Tony Martin, 1996
 - Lance Alworth, 1965
 - 13 Antonio Gates, 2004
 - John Jefferson, 1978, 1980
 - Lance Alworth, 1964, 1966
 - 12 Antonio Gates, 2014
 - Gary Garrison, 1970

Most, Game

- 5* Kellen Winslow, Nov. 22, 1981 at Oakland
- 4 Lance Alworth, Dec. 1, 1968 at Denver
- 3 (14x) Last: D.Woodhead, Dec. 20, 2015 vs. Mia.

Most Consecutive Games

- 9 Antonio Gates, 2009-10
- Lance Alworth, 1963
- 7 Lance Alworth, 1967
- 6 John Jefferson, 1980
- Lance Alworth, 1964

SCRIMMAGE YARDS

Most Seasons Leading League

- Lance Alworth, 1965, 1968
- LaDainian Tomlinson, 2003

Most, Career

- 16,445 LaDainian Tomlinson, 2001-09
11,841 Antonio Gates, 2003-18
9,721 Lance Alworth, 1962-70

Most, Season

- 2,370 LaDainian Tomlinson, 2003
2,323 LaDainian Tomlinson, 2006
2,172 LaDainian Tomlinson, 2002

Most, Game

- 271 LaDainian Tomlinson, Dec. 1, 2002 vs. Den.
261 Melvin Gordon, Nov. 6, 2016 vs. Tennessee
260 LaDainian Tomlinson, Dec. 28, 2003 vs. Oak.
Wes Chandler, Dec. 20, 1982 vs. Cincinnati

Most Games 100 Yards or More, Career

- 79 LaDainian Tomlinson, 2001-09
44 Lance Alworth, 1962-70
32 Keenan Allen, 2013-22

Most Games 100 Yards or More, Season

- 14 LaDainian Tomlinson, 2006
11 LaDainian Tomlinson, 2003
10 Ryan Mathews, 2011
LaDainian Tomlinson, 2004
LaDainian Tomlinson, 2002

Most Consecutive Games, 100 Yards or More

- 11 LaDainian Tomlinson, 2006
6 Melvin Gordon, 2018
Ryan Mathews, 2011
LaDainian Tomlinson, 2007
LaDainian Tomlinson, 2004
5 Natrone Means, 1994
Lydell Mitchell, 1978

Most Games 200 Yards or More, Career

- 12 LaDainian Tomlinson, 2001-09
5 Lance Alworth, 1962-70
2 Lionel James, 1984-88
Wes Chandler, 1981-87

INTERCEPTIONS

Most Seasons Leading League

- Casey Hayward, 2016
- Eric Weddle, 2011
- Antonio Cromartie, 2007

Most, Career

- 42 Gill Byrd, 1983-92
29 Dick Harris, 1960-65
26 Rodney Harrison, 1994-2002

Most, Season

- 10 Antonio Cromartie, 2007
9 Charlie McNeil, 1961
8 (4x) Last: Ryan McNeil, 2001

Most, Game

- 3 Antonio Cromartie, Nov. 11, 2007 vs. Ind.
Dwayne Harper, Nov. 27, 1995 vs. Oakland
Pete Shaw, Nov. 2, 1980 at Cincinnati
Clarence Duren, Oct. 30, 1977 at Miami
Chris Fletcher, Nov. 30, 1975 at Denver (OT)
Joe Beachamp, Sept. 24, 1972 vs. Denver
Leslie "Speedy" Duncan, Sept. 25, 1966 at Oak.
Bud Whitehead, Oct. 10, 1965 at Buffalo
Dick Harris, Nov. 17, 1963 at Buffalo
C.McNeil, Sept. 24, 1961 vs. Houston Oilers
C.McNeil, Dec. 18, 1960 vs. Titans of N.Y.
2 (86x) Last: Kyzir White, Oct. 17, 2021 at Bal.

Most Consecutive Games

- 5 Charlie McNeil, 1961
4 Greg Jackson, 1998
Gill Byrd, 1989
Mike Fuller, 1977
Bryant Salter, 1972
3 (18x) Last: Stephen Cooper, 2008

INTERCEPTION RETURN YARDS

Most Seasons Leading League

- Vencie Glenn, 1987
- Charlie McNeil, 1961

Most, Career

- 546 Gill Byrd, 1983-92
502 Charlie McNeil, 1960-64
477 Kenny Graham, 1964-69

Most, Season

- 349 Charlie McNeil, 1961
224 Stanley Richard, 1994
166 Vencie Glenn, 1987

Most, Game

- 177* C.McNeil, Sept. 24, 1961 vs. Houston Oilers
106 Woodrow Lowe, Nov. 18, 1979 vs. Pittsburgh
103 Vencie Glenn, Nov. 29, 1987 vs. Denver

Longest Return

- 103t Vencie Glenn, Nov. 29, 1987 vs. Denver
102t Donald Frank, Oct. 31, 1993 at L.A. Raiders
100t Leslie "Speedy" Duncan, Oct. 15, 1967 vs. K.C.

INTERCEPTION TOUCHDOWNS

Most Seasons Leading League

- Clinton Hart, 2005
- Jeffery Dale, 1985
- John Hendy, 1985
- Gill Byrd, 1984
- Woodrow Lowe, 1979
- Fred Dean, 1977
- Leroy Jones, 1977
- Kenny Graham, 1969
- Joe Beachamp, 1968
- Earl Faison, 1964
- Henry Schmidt, 1964
- Claude Gibson, 1962
- Dick Harris, 1961

Most, Career

- 5 Kenny Graham, 1964-69
Dick Harris, 1960-65
4 Woodrow Lowe, 1976-86
3 Eric Weddle, 2007-15
Joe Beachamp, 1966-75

Most, Season

- 3 Dick Harris, 1961
2 (9x) Last: Demorrio Williams, 2012
1 (77x) Last: Bryce Callahan, 2022

Most, Game

- 1 (98x) Last: B.Callahan, Dec. 4, 2022 at L.V.

SACKS

Most Seasons Leading League

- Shawne Merriman, 2006

Most, Career

- 105.5 Leslie O'Neal, 1986-95
69.5 Shaun Phillips, 2004-12
67.0 Gary Johnson, 1975-84

Most, Season

- 17.5 Gary Johnson, 1980
17.0 Shawne Merriman, 2006
Leslie O'Neal, 1992
Steve DeLong, 1969
15.5 Fred Dean, 1978

Most, Game (since 1982)

- 5.0 Leslie O'Neal, Nov. 16, 1986 vs. Dallas
4.0 Antwan Barnes, Dec. 18, 2011 vs. Baltimore
Shaun Phillips, Oct. 3, 2010 vs. Arizona
Leslie O'Neal, Oct. 22, 1995 at Seattle
Leslie O'Neal, Dec. 6, 1992 at Phoenix
Leslie O'Neal, Dec. 22, 1991 vs. Denver
3.5 (3x) Last: Kendall Reyes, Dec. 23, 2012 at NYJ

PUNTS

Most Seasons Leading League

- Paul Maguire, 1962

Most, Career

- 771 Darren Bennett, 1995-2003
756 Mike Scifres, 2003-15
519 Dennis Pardee, 1968-75

Most, Season

- 95 Darren Bennett, 1998
92 Darren Bennett, 2000
89 Darren Bennett, 1997, 1999

Most, Game

- 11 (5x), Last: D.Bennett, Oct. 11, 1998 at Oak.
10 (10x) Last: D.Kaser, Nov. 12, 2017 at Jax.
9 (14x), Last: D.Kaser, Dec. 24, 2017 at N.Y. Jets

PUNT YARDS

Most Seasons Leading League

- Paul Maguire, 1962

Most, Career

- 34,152 Mike Scifres, 2003-15
33,776 Darren Bennett, 1995-2003
21,417 Dennis Pardee, 1968-75

Most, Season

- 4,248 Darren Bennett, 2000
4,174 Darren Bennett, 1998
3,972 Darren Bennett, 1997

Most, Game

- 522 Darren Bennett, Oct. 11, 1998 at Oakland
493 Mike Scifres, Nov. 18, 2012 at Denver
492 Dennis Pardee, Nov. 10, 1974 at Kansas City
Longest Punt
82 Paul Maguire, Nov. 19, 1961 vs. Dallas Texans
73 Dennis Pardee, Oct. 17, 1971 at Denver
72 Mike Scifres, Sept. 21, 2014 at Buffalo

PUNTING AVERAGE

Most Seasons Leading League (min. 50 punts)

- Darren Bennett, 2000

Highest, Career (minimum 100 punts)

- 47.4 Drew Kaser, 2016-18
46.5 Ty Long, 2019-21
45.2 Mike Scifres, 2003-15

Highest, Season (minimum 50 punts)

- 48.3 Mike Scifres, 2012
48.1 Drew Kaser, 2017
46.8 Ty Long, 2020

Highest, Game (minimum 4 punts)

- 59.5 Mike Scifres, Oct. 17, 2010 at St. Louis
Darren Bennett, Oct. 1, 1995 at Pittsburgh
57.0 Drew Kaser, Oct. 30, 2016 at Denver
Mike Scifres, Oct. 19, 2014 vs. Kansas City
Darren Bennett, Sept. 17, 2000 at Kansas City
56.7 Darren Bennett, Oct. 6, 1996 at Denver

PUNT RETURN YARDS

Most Seasons Leading League

- Leslie "Speedy" Duncan, 1965

Most, Career

- 2,388 Mike Fuller, 1975-80
1,651 Leslie "Speedy" Duncan, 1964-70
1,407 Darrien Gordon, 1993-96

Most, Season

- 537 Darrien Gordon, 1996
489 Eric Metcalf, 1997
475 Darrien Gordon, 1994

Most, Game

- 168 Eric Metcalf, Nov. 2, 1997 at Cincinnati
136 Mike Fuller, Nov. 21, 1976 at Buffalo
133 Andre Coleman, Sept. 17, 1995 at Philadelphia
Longest Return
95t Leslie "Speedy" Duncan, Nov. 24, 1968 vs. NYJ
90t Darrien Gordon, Sept. 25, 1994 at L.A. Raiders
88t Andre Coleman, Sept. 17, 1995 at Philadelphia
Mike Fuller, Oct. 9, 1977 at New Orleans

PUNT RETURN AVERAGE

Most Seasons Leading League (min. 20 ret.)

- 1 Ron Smith, 1973
Leslie "Speedy" Duncan, 1965

Highest, Career (minimum 50 ret.)

- 13.7 Darrien Gordon, 1993-96
- 12.0 Leslie "Speedy" Duncan, 1964-70
- 11.3 Mike Fuller, 1975-80

Highest, Season (minimum 20 ret.)

- 15.5 Leslie "Speedy" Duncan, 1965
- 14.9 Darrien Gordon, 1996
- 13.8 Desmond King, 2018

PUNT RETURN TOUCHDOWNS

Most Seasons Leading League

- 2 Leslie "Speedy" Duncan, 1965, 1966
- 1 Desmond King, 2018
Eric Metcalf, 1997
Andre Coleman, 1995
Darrien Gordon, 1994
Nate Lewis, 1990
Kitrick Taylor, 1990
Ron Smith, 1973

Most, Career

- 4 Leslie "Speedy" Duncan, 1964-70
- 3 Eric Metcalf, 1997
Darrien Gordon, 1993-96
- 2 (5x) Last: Desmond King, 2017-19

Most, Season

- 3 Eric Metcalf, 1997
- 2 (3x) Last: Darrien Gordon, 1994
- 1 (19x) Last: Desmond King, 2019

Most, Game

- 2* Eric Metcalf, Nov. 2, 1997 at Cincinnati
- 1 (25x) Last: D.King, Oct. 6, 2019 vs. Den.

PUNT RETURNS

Most, Career

- 212 Mike Fuller, 1975-80
- 138 Leslie "Speedy" Duncan, 1964-70
- 124 Lionel James, 1984-88

Most, Season

- 46 Mike Fuller, 1979
- 45 Eric Metcalf, 1997
- 39 Mike Fuller, 1978

Most, Game

- 8 (4x) Last: Leon Johnson, Dec. 7, 2003 at Det.
- 7 (4x) Last: M.Fuller, Dec. 17, 1978 at Houston Oilers
- 6 (9x) Last: J.Herndon, Dec. 20, 2015 vs. Mia.

Most Fair Catches, Season

- 25 Travis Benjamin, 2017
- 24 Kenny Graham, 1969
- 19 Chris Penn, 1999
Darrien Gordon, 1994

Most Fair Catches, Game

- 6 Phil McConkey, Dec. 17, 1989 at Kansas City
- 5 Travis Benjamin, Oct. 22, 2017 vs. Denver
Jeff Graham, Sept. 3, 2000 at Oakland
Kenny Graham, Oct. 4, 1969 vs. Cincinnati

KICKOFF RETURN YARDS

Most Seasons Leading League

- 1 Ronney Jenkins, 2001
Lionel James, 1984
James Brooks, 1982

Most, Career

- 6,469 Darren Sproles, 2005-10
- 3,997 Ronney Jenkins, 2000-02
- 3,914 Andre Coleman, 1994-96

Most, Season

- 1,541 Ronney Jenkins, 2001
- 1,531 Ronney Jenkins, 2000
- 1,528 Darren Sproles, 2005

Most, Game

- 250 Ronney Jenkins, Nov. 18, 2001 at Oakland
- 221 Ronney Jenkins, Sept. 10, 2000 vs. N.O.
- 215 Richard Goodman, Jan. 1, 2012 at Oakland

Longest Return

- 105t Richard Goodman, Jan. 1, 2012 at Oakland
- 103t Darren Sproles, Sept. 14, 2008 at Denver
Keith Lincoln, Sept. 16, 1962 vs. Titans of N.Y.
- 101t Andre Roberts, Jan. 2, 2022 vs. Denver

KICKOFF RETURN AVERAGE

Most Seasons Leading League (min. 10 ret.)

- 1 Jimmy Warren, 1964

Highest, Career (minimum 75 ret.)

- 25.3 Leslie "Speedy" Duncan, 1964-70
- 25.1 Darren Sproles, 2005-10
- 24.2 Ronney Jenkins, 2000-02

Highest, Season (minimum 10 ret.)

- 32.8 Andre Roberts, 2021
- 29.7 Antonio Cromartie, 2006
- 28.9 Nasir Adderley, 2020

KICKOFF RETURN TOUCHDOWNS

Most Seasons Leading League

- 2 Anthony Miller, 1988, 1989
- 1 Richard Goodman, 2011
Ronney Jenkins, 2001
Andre Coleman, 1995
Nate Lewis, 1991
Jamie Holland, 1988
Keith Lincoln, 1962

Most, Career

- 4 Andre Coleman, 1994-96
- 3 Ronney Jenkins, 2000-02
- 2 Darren Sproles, 2005-10
Anthony Miller, 1988-93

Most, Season

- 2 Ronney Jenkins, 2001
Andre Coleman, 1995
Andre Coleman, 1994
- 1 (14x) Last: Andre Roberts, 2021

Most, Game

- 1 (20x) Last: A.Roberts, Jan. 2, 2022 vs. Den.

KICKOFF RETURNS

Most Seasons Leading League

- 1 Lionel James, 1984
James Brooks, 1982

Most, Career

- 258 Darren Sproles, 2005-10
- 166 Andre Coleman, 1994-96
- 165 Ronney Jenkins, 2000-02

Most, Season

- 67 Ronney Jenkins, 2000
- 63 Darren Sproles, 2005
- 62 Andre Coleman, 1995

Most, Game

- 8 (5x) Last: Darren Sproles, Oct. 26, 2008
at N.O. in London
- 7 (13x) Last: D.Sproles, Oct. 19, 2009 vs. Den.
- 6 (36x) Last: R.Goodman, Jan. 1, 2012 at Oak.

COMBINED KICK & PUNT RETURN YARDS

Most Seasons Leading League

- 1 James Brooks, 1982
Leslie "Speedy" Duncan, 1965

Most, Career

- 7,404 Darren Sproles, 2005-10
- 5,037 Leslie "Speedy" Duncan, 1964-70
- 4,240 Andre Coleman, 1994-96

Most, Season

- 1,737 Andre Coleman, 1995
- 1,636 Darren Sproles, 2005
- 1,625 Darren Sproles, 2008

COMBINED KICK & PUNT RETURNS

Most Seasons Leading League

- 1 Leslie "Speedy" Duncan, 1965

Most, Career

- 372 Darren Sproles, 2005-10
- 289 Mike Fuller, 1975-80
- 272 Leslie "Speedy" Duncan, 1964-70

Most, Season

- 90 Andre Coleman, 1995
- 81 Darren Sproles, 2005
- 80 Darren Sproles, 2009

SERVICE

Most Seasons

- 17 David Binn, 1994-2010
- 16 Antonio Gates, 2003-18
Philip Rivers, 2004-19
- 15 Dan Fouts, 1973-87
Russ Washington, 1968-82
- 14 Don Macek, 1976-89
Doug Wilkerson, 1971-84

Most Games

- 256 David Binn, 1994-10
- 236 Antonio Gates, 2003-18
- 228 Philip Rivers, 2004-19
- 200 Junior Seau, 1990-2002
Russ Washington, 1968-82

Most Consecutive Games

- 225 Philip Rivers, 2005-19
- 179 David Binn, 1994-10
- 178 Russ Washington, 1968-80

Most Consecutive Starts

- 224 Philip Rivers, 2006-19
- 148 Russ Washington, 1970-80
- 140 Walt Sweeney, 1964-73

TEAM RECORDS

*NFL Record | †strike-shortened 1982 season

GAMES WON

Most, Season

- 14 2006
- 13 2009
- 12 1961, 1979, 2004, 2018

Fewest, Season

- 1 2000
- 2 1973, 1975
- 4 1962, 1972, 1986, 1991, 1997, 2003, 2015

Most Consecutive

- 15 Nov. 27, 1960-Dec. 3, 1961
- 11 (3x) Last: Oct. 25, 2009-Jan. 3, 2010
- 8 (7x) Last: Oct. 25, 2004-Dec. 13, 2004

Most Consecutive at Home

- 10 Nov. 5, 1978-Nov. 25, 1979
- 9 (3x) Last: Sept. 17, 2006-Sept. 9, 2007
- 8 (4x) Last: Sept. 17, 2006-Dec. 31, 2006

Most Consecutive on Road

- 11 Oct. 2, 1960-Nov. 12, 1961
- 6 (4x) Last: Oct. 14, 2018 -Dec. 30, 2018
- 5 (5x) Last: Oct. 14, 2018 -Dec. 13, 2018

Most Consecutive at Start of Season

- 11 1961
- 6 1994
- 4 1966, 1980, 2002

GAMES LOST

Most, Season

- 15 2000
- 12 1975, 1986, 1991, 1997, 2003, 2015
- 11 1973, 1998, 2001, 2016, 2019

Fewest, Season

- 2 1961, 1965, 2006
- 3 2009, 1963, 1982†
- 4 1960, 1979, 2004

Most Consecutive

- 11 (2x) Last: Sept. 3, 2000-Nov. 19, 2000
- 9 (5x) Last: Dec. 4, 2016-Oct. 1, 2017
- 8 (9x) Last: Dec. 4, 2016-Sept. 24, 2017

Most Consecutive at Home

- 7 Nov. 13, 2016-Oct 1, 2017
- 6 (2x) Last: Nov. 13, 2016-Sept. 24, 2017
- 5 (10x) Last: Nov. 18, 2019-Sept. 27, 2020

Most Consecutive on Road

- 11 Oct. 6, 1985-Oct. 26, 1986
- 8 (4x) Last: Sept. 3, 2000-Dec. 17, 2000
- 7 (7x) Last: Nov. 10, 2002-Oct. 5, 2003

Most Consecutive on Road w/o Victory (Ties incl.)

- 14 Nov. 22, 1970-Nov. 19, 1972

POINTS

Most Seasons Leading League

- 6 1963, 1965, 1981, 1982, 1985, 2006

Most, Season

- 492 2006
- 478 1981
- 474 2021

Most, Game

- 58 Dec. 22, 1963 vs. Denver
- 55 Nov. 22, 1981 at Oakland
Oct. 20, 1968 vs. Denver
- 54 Nov. 19, 2017 vs. Buffalo

Most Game, Both Teams

- 98 Dec. 8, 1985 vs. Pittsburgh
- 93 Dec. 18, 1960 vs. Titans of New York
- 90 Nov. 12, 2006 at Cincinnati

Most, Half

- 42 Nov. 12, 2006 at Cincinnati (2nd half)
- 41 Nov. 5, 1961 vs. Titans of N.Y. (2nd half)
- 37 Nov. 19, 2017 vs. Buffalo (1st half)

Most, Quarter

- 28 Nov. 25, 2018 vs. Arizona (2nd quarter)
Nov. 15, 1964 at K.C. (2nd quarter)
Nov. 5, 1961 vs. Titans of N.Y. (3rd quarter)
Sept. 24, 1961 vs. Houston Oilers (2nd quarter)

Most, Quarter, Both Teams

- 41 Nov. 21, 2021 vs. Pittsburgh (4th quarter)
Oct. 10, 2021 vs. Cleveland (4th quarter)
- 38 Dec. 26, 2021 at Houston (4th quarter)
Sept. 14, 2008 at Denver (2nd quarter)
Oct. 19, 1986 at Kansas City (2nd quarter)
Oct. 6, 1963 at Denver (2nd quarter)
Oct. 7, 1961 at Boston (2nd quarter)

Fewest, Season

- 188 1973
- 189 1975
- 212 1974

Fewest, Game

- 0 (29x) Last: Dec. 6, 2020 vs. New England

Most Consecutive Games Not Shutout

- 240 Nov. 7, 1999-Nov. 2, 2014
- 114 Oct. 4, 1992-Oct. 24, 1999
- 105 Sept. 7, 1962-Oct. 26, 1969
- 98 Nov. 16, 2014-Nov. 29, 2020

TOUCHDOWNS

Most Seasons Leading League

- 6 1963, 1979, 1981, 1982, 1985, 2006

Most, Season

- 61 1981
- 60 1985
- 59 2006

Most, Game

- 8 Dec. 8, 1985 vs. Pittsburgh
Nov. 22, 1981 at Oakland
- 7 (9x) Last: Oct. 10, 2021 vs. Cleveland
- 6 (37x) Last: Dec. 8, 2019 at Jacksonville

Fewest, Season

- 22 1973, 1975
- 23 1998
- 25 1977, 1999

POINTS AFTER TOUCHDOWN

Most Seasons Leading League

- 5 1965, 1981, 1982, 1985, 2006

Most, Season

- 58 2006
- 55 1981
- 54 2004

Most, Game

- 7 (7x) Last: Dec. 28, 2008 vs. Denver
- 6 (30x) Last: Dec. 8, 2019 at Jacksonville
- 5 (53x) Last: Nov. 21, 2021 vs. Pittsburgh

Fewest, Season

- 19 1973, 1998
- 20 1975
- 21 1977

TWO-POINT CONVERSIONS

Most Seasons Leading League

- 4 2008, 2010, 2018, 2021

Most, Season

- 7 2021
- 6 2018
- 3 1994

Most, Game (since 1994)

- 2 Dec. 2, 2018 at Pittsburgh
Sept. 9, 2018 vs. Kansas City
Oct. 25, 2015 vs. Oakland
- 1 (37x) Last: Nov. 27, 2022 at Arizona

Most Attempts, Season

- 11 2021
- 8 2018
- 7 1994

Most Attempts, Game (since 1994)

- 3 Dec. 26, 2021 at Houston
Sept. 9, 2018 vs. Kansas City
Sept. 4, 1994 at Denver
- 2 (6x) Last: Oct. 10, 2021 vs. Cleveland
- 1 (48x) Last: Nov. 27, 2022 at Arizona

FIELD GOALS

Most Seasons Leading League

- 2 1994, 2009

Most, Season

- 34 1994, 2013
- 32 2009
- 31 1993, 1999

Most, Game

- 6 (3x) Last: Oct. 5, 1997 at Oakland
- 5 (11x) Last: Sept. 10, 2012 at Oakland
- 4 (38x) Last: Oct. 17, 2022 vs. Denver (OT)

Most Attempts, Season

- 43 2001
- 40 1993
- 38 1994

Most Attempts, Game

- 7 Oct. 8, 1966 at N.Y. Jets
- 6 (6x) Last: Nov. 19, 2017 vs. Buffalo
- 5 (27x) Last: Nov. 3, 2019 vs. Green Bay

Most, Game, Both Teams

- 9 Sept. 29, 1996 vs. Kansas City
- 8 Nov. 3, 1996 at Indianapolis
Nov. 9, 1975 vs. New England
- 7 (17x) Last: Oct. 17, 2022 vs. Denver (OT)

Most Attempts, Game, Both Teams

- 10 (4x) Last: Dec. 12, 1999 vs. Seattle
- 9 (3x) Last: Dec. 1, 2002 vs. Denver
- 8 (23x) Last: Dec. 27, 2020 vs. Denver

Fewest Made, Season

- 6 1974
- 10 1976
- 12 1964, 1970, 1973, 1975

Fewest Attempts, Season

- 16 1974
- 19 1970
- 20 1962, 1976, 1988, 2003

FIRST DOWNS

Most Seasons Leading League (Total)

7 1965, 1969, 1980, 1981, 1982, 1983, 1985

Most, Season

401 2021
380 1985
379 1981

Most, Game

35 Oct. 19, 1986 at Kansas City
34 Nov. 18, 1984 vs. Miami (OT)
Dec. 20, 1982 vs. Cincinnati
33 Nov. 21, 2021 vs. Pittsburgh
Sept. 9, 2018 vs. Kansas City
Sept. 15, 2013 at Philadelphia
Oct. 31, 2004 vs. Oakland

Most, Game, Both Teams

62 Sept. 15, 1985 vs. Seattle
58 Dec. 29, 2002 vs. Seattle (OT)
Sept. 22, 1985 at Cincinnati
Nov. 18, 1984 vs. Miami (OT)
57 Sept. 18, 2011 at New England
Dec. 11, 1982 at San Francisco

Fewest, Season

198 1973, 1975
208 1961
217 1962

Fewest, Game

3 Nov. 30, 1975 at Denver (OT)
5 Nov. 16, 2003 at Denver
Oct. 5, 1970 vs. Oakland
6 Dec. 24, 2000 vs. Pittsburgh
Nov. 22, 1987 at Seattle

Most Seasons Leading League (Rushing)

3 1963, 1965, 2006

Most by Rushing, Season

137 2006
131 2004
127 1965, 1981

Most by Rushing, Game

19 Nov. 27, 1960 vs. Oakland
18 Oct. 3, 1965 vs. Houston Oilers
17 (3x) Last: Dec. 28, 2008 vs. Denver

Fewest by Rushing, Game

0 Dec. 5, 2010 vs. Oakland
Nov. 14, 1999 at Oakland
1 (17x) Last: Sept. 25, 2016 at Indianapolis
2 (52x) Last: Sept. 25, 2022 vs. Jacksonville

Most Seasons Leading League (Passing)

7 1968, 1971, 1980, 1981, 1982, 1983, 1985

Most by Passing, Season

259 1985
256 2021
244 1980

Most by Passing, Game

27 Sept. 15, 1985 vs. Seattle
26 Oct. 18, 2015 at Green Bay
23 Dec. 20, 1982 vs. Cincinnati
Oct. 19, 1980 vs. N.Y. Giants

Fewest by Passing, Season

89 1975
93 1973
110 1961

Fewest by Passing, Game

0 Sept. 20, 1998 at Kansas City
1 Nov. 30, 1975 at Denver (OT)
2 (3x) Last: Nov. 16, 2003 at Denver

Most Seasons Leading League (Penalty)

2 1960, 1970

Most by Penalty, Season

39 2013, 2019
37 2004, 2014
36 2016, 2020

Most by Penalty, Game

7 Oct. 17, 2022 vs. Denver (OT)
Nov. 13, 2016 vs. Tennessee
Nov. 15, 1998 vs. Baltimore
Nov. 30, 1997 vs. Denver
6 (5x) Last: Nov. 30, 2014 at Baltimore
5 (23x) Last: Nov. 21, 2021 vs. Pittsburgh

Fewest by Penalty, Season

11 1975
12 1964
13 1968

NET YARDS GAINED

Most Seasons Leading League

8 1963, 1965, 1980, 1981, 1982, 1983, 1985, 2010

Most, Season

6,744 1981
6,634 2021
6,535 1985

Most, Game

661 Dec. 20, 1982 vs. Cincinnati
593 Nov. 10, 1985 vs. L.A. Raiders
581 Oct. 20, 1968 vs. Denver

Most, Game, Both Teams

1,102 Dec. 20, 1982 vs. Cincinnati
1,057 Oct. 20, 1968 vs. Denver
1,050 Sept. 15, 2013 at Philadelphia

Fewest, Season

3,411 1975
3,622 1973
3,953 1970

Fewest, Game

70 Nov. 2, 1969 at Denver
93 Oct. 5, 1975 vs. Oakland
96 Nov. 16, 2003 at Denver

Most Total Offensive Plays, Season

1,154 1984
1,135 1980
1,129 1981

Fewest Total Offensive Plays, Season

617 1982[†]
753 1963
759 1964

RUSHING

Most Seasons Leading League (Attempts)

1 1965

Most Attempts, Season

590 1978
525 2004
522 2006

Most Attempts, Game

58 Nov. 20, 1977 vs. Oakland
53 Dec. 16, 2007 vs. Detroit
Sept. 10, 1978 vs. Oakland
Dec. 3, 1972 vs. Oakland
52 Nov. 27, 1960 vs. Oakland

Fewest Attempts, Season

267 1982[†]
351 2000
361 1966

Most Seasons Leading League (Yards)

2 1963, 1965

Most Yards, Season

2,578 2006
2,257 1990
2,248 1991

Most Yards, Game

289 Dec. 28, 2008 vs. Denver
287 Oct. 13, 1963 vs. N.Y. Jets
274 Dec. 16, 2007 vs. Detroit

Fewest Yards, Game

2 Dec. 17, 1961 vs. Boston
3 Nov. 19, 1961 vs. Dallas Texans
11 Nov. 20, 1960 vs. Buffalo

Most Seasons Leading League (Touchdowns)

4 1961, 1981, 1982, 2006

Most Touchdowns, Season

32 2006
26 1981
25 1979

Fewest Touchdowns, Season

4 2012, 2015
5 1997
6 2014

Most Touchdowns, Game

5 (4x) Last: Dec. 28, 2008 vs. Denver
4 (22x) Last: Dec. 25, 2009 at Tennessee
3 (48x) Last: Oct. 10, 2021 vs. Cleveland

RUSHING AVERAGE

Most Seasons Leading League

6 1960, 1963, 1965, 1969, 1991, 2003

Most, Season

5.6 1963
5.1 2003
4.9 2006

Highest, Game

8.52 Dec. 24, 1967 vs. N.Y. Jets
8.44 Dec. 22, 1963 vs. Denver
8.26 Nov. 5, 2006 vs. Cleveland

PASSING

Most Seasons Leading League (Attempts)

3 1968, 1984, 1985

Most Attempts, Season

674 2021
667 2015
662 1984

Most Attempts, Game

65 Oct. 18, 2015 at Green Bay
Oct. 19, 1986 at Kansas City
64 Jan. 9, 2022 at Las Vegas (OT)
58 Oct. 25, 2015 vs. Oakland
Dec. 22, 1985 at Kansas City

Fewest Attempts, Season

337 1975
338 1982[†]
349 1974

Fewest Attempts, Game

6 Dec. 19, 2004 at Cleveland
10 Dec. 18, 1988 vs. Kansas City
11 (2x) Last: Oct. 28, 2007 vs. Houston

Most Seasons Leading League (Completions)

3 1983, 1984, 1985

Most Completions, Season

443 2021
442 2015
413 2020

Most Completions, Game

43 Oct. 18, 2015 at Green Bay
38 Oct. 25, 2015 vs. Oakland
37 (5x) Last: Oct. 17, 2022 vs. Denver (OT)

Fewest Completions, Game

1 at Kansas City Sept. 20, 1998
3 vs. Oakland Oct. 5, 1975
4 at Cleveland Dec. 19, 2004
vs. Kansas City Nov. 2, 1986

Most Seasons Leading League (Net Yards)

11 1965, 1968, 1971, 1978, 1979, 1980, 1981, 1982,
1983, 1985, 2017

Most Net Yards Gained, Season

4,870 1985
4,800 2021
4,739 1981

Most Net Yards Gained, Game

494 Sept. 15, 1985 vs. Seattle
488 Oct. 18, 2015 at Green Bay
486 Dec. 20, 1982 vs. Cincinnati

Fewest Net Yards Gained, Season

1,610 1975
1,808 1973
2,244 1977

Fewest Net Yards Gained, Game

-22 Oct. 5, 1975 vs. Oakland
-19 Sept. 20, 1998 at Kansas City
7 Sept. 16, 1973 at Washington

Most Seasons Leading League (Touchdowns)

5 1971, 1981, 1982, 1985, 2008

Most Touchdowns, Season

38 2021
37 1985
34 1981, 2008

Fewest Touchdowns, Season

7 1975
9 1973
11 1977, 1988, 1998

Most Touchdowns, Game

7* Nov. 22, 1981 at Oakland
5 (9x) Last: Oct. 31, 2004 vs. Oakland
4 (33x) Last: Oct. 10, 2021 vs. Cleveland

Most Seasons Leading League (Fewest INTs)

2 1966, 2004

Most Had Intercepted, Season

34 1962, 1998
33 1968, 1983, 1986
30 1964, 1973, 1978, 1985, 2000

Most Had Intercepted, Game

7 Dec. 13, 1998 at Seattle
Dec. 8, 1968 vs. Kansas City
6 (6x) Last: Oct. 24, 1999 vs. Green Bay
5 (14x) Last: Dec. 27, 1987 at Denver

Fewest Had Intercepted, Season

8 2004
9 2006
10 2009, 2020

SACKED ATTEMPTING TO PASS

Most Seasons Leading League (Least Sacked)

5 1963, 1964, 1967, 1968, 2017

Most Times, Season

57 1970
53 2000
51 1997

Fewest Times, Season

11 1967
12 1982[†]
18 1968, 2017

Most Times Sacked Opponent, Season

62 1986
61 2006
60 1980

Most Times Sacked Opponent, Game

11 Dec. 23, 2012 at N.Y. Jets
Nov. 16, 1986 vs. Dallas
10 Sept. 24, 1978 vs. Green Bay
9 (5x) Last: Dec. 24, 2016 at Cleveland

INTERCEPTIONS

Most Seasons Leading League (Interceptions)

3 1961, 2007, 2016

Most, Season

49* 1961
31 1969
30 1964, 2007

Most, Game

6 (6x) Last: vs. Indianapolis Nov. 11, 2007
5 (9x) Last: vs. Buffalo Nov. 19, 2017
4 (30x) Last: at Indianapolis Nov. 28, 2010

Most, Game, Both Teams

10 Dec. 13, 1998 at Seattle
9 Sept. 21, 1980 at Denver
Nov. 1, 1964 at Oakland
8 (11x) Last: Nov. 11, 2007 vs. Indianapolis

Fewest, Season

7 2014
9 1970
10 2005

Most Seasons Leading League (Return Yards)

2 1961, 1964

Most Yards Returned, Season

929* 1961
562 1979
499 1984

Most Yards Returned, Game

194 Sept. 24, 1961 vs. Houston Oilers
174 Oct. 29, 1961 vs. Denver
171 Nov. 18, 1979 vs. Pittsburgh

Fewest Yards Returned, Season

65 2014
90 1970
123 1999

Most Seasons Leading League (Return TDs)

1 1961

Most Touchdowns by Returns, Season

9* 1961
5 2012
4 1984, 2000

Most Touchdowns by Returns, Game

2 Nov. 28, 2010 at Indianapolis
Oct. 29, 1961 vs. Denver
1 (93x) Last: Dec. 4, 2022 at Las Vegas

Most Consecutive Games

46* 1960-63

PUNTS

Most, Season

95 1998
92 2000
90 1997

Most, Game

11 (5x) Last: Oct. 11, 1998 at Oakland
10 (11x) Last: Nov. 12, 2017 at Jacksonville
9 (12x) Last: Dec. 24, 2017 at N.Y. Jets

Fewest, Season

23 1982[†]
45 1972
47 2011

Fewest, Game

0 (8x) Last: Sept. 19, 2021 vs. Dallas
1 (38x) Last: Oct. 9, 2022 at Cleveland
2 (82x) Last: Sept. 12, 2021 at Washington

Fewest, Game, Both Teams

1 (3x) Last: Sept. 19, 2021 vs. Dallas
2 (9x) Last: Dec. 16, 2021 vs. Kansas City
3 (17x) Last: Oct. 9, 2022 at Cleveland

PUNT YARDS

Most Seasons Leading League (Yards)

1 1962

Most, Season

4,248 2000
4,174 1998
3,972 1997

Most, Game

522 Oct. 11, 1998 at Oakland
493 Nov. 18, 2012 at Denver
492 Nov. 10, 1974 at Kansas City

Fewest, Season

868 1982[†]
1,813 1972
2,123 2021

Most Seasons Leading League (Average)

4 1960, 1969, 1987, 2000

Highest Average, Season

48.1 2017
47.5 2011
47.0 2019

Lowest Average, Season

36.3 1978
36.5 1979
36.8 1975

PUNT RETURNS

Most Seasons Leading League (Returns)

1 1965

Most, Season

57 1978
52 1979
49 2003

Most, Game

8 (4x) Last: Dec. 7, 2003 at Detroit
7 (7x) Last: Dec. 7, 1978 at Houston
6 (13x) Last: Dec. 20, 2015 vs. Miami

Fewest, Season

12 1982[†]
18 2021
20 2015

Most Seasons Leading League (Fair Catches)

3 1968, 1969, 1991

Most Fair Catches, Season

32 1969
26 2015, 2017
25 1991, 1999

Most Fair Catches, Game

6 Dec. 17, 1989 at Kansas City
Dec. 4, 1978 vs. Chicago
5 (3x) Last: Sept. 3, 2000 at Oakland
4 (11x) Last: Dec. 24, 2017 at N.Y. Jets

Fewest Fair Catches, Season

0 1960, 1961, 1962, 1963, 1964, 1965, 1975
1 1976
3 1977

PUNT RETURN YARDS

Most Seasons Leading League (Return Yards)

1 1965

Most, Season

590 1978
559 1996
542 1998

Most, Game

168 Nov. 2, 1997 at Cincinnati
151 Sept. 20, 1965 vs. Kansas City
139 Nov. 5, 1961 vs. Titans of N.Y.

Fewest, Season

84 2015
100 2020
107 2021

Most Seasons Leading League (Average)

3 1965, 1966, 1973

Highest Average, Season

15.5 1961
14.7 1996
13.4 1965

Lowest Average, Season

4.2 2015
5.4 2019
5.6 1970, 2020

PUNT RETURN TOUCHDOWNS

Most Seasons Leading League

7 1965, 1973, 1990, 1994, 1995, 1997, 2018

Most, Season

3 1997
2 1965, 1973, 1990, 1994
1 (16x) Last: 2019

Most, Game

2* Nov. 2, 1997 at Cincinnati
1 (25x) Last: Oct. 26, 2019 vs. Denver

KICKOFF RETURNS

Most Seasons Leading League

2 1982, 2003

Most, Season

84 2003
83 2000
75 1997

Most, Game

9 (7x) Last: Nov. 3, 2002 vs. N.Y. Jets
8 (15x) Last: Oct. 26, 2008 at N.O. in London
7 (51x) Last: Sept. 26, 2010 at Seattle

Most, Game, Both Teams

17 Dec. 8, 1985 vs. Pittsburgh
16 Dec. 18, 1960 vs. Titans of New York
15 (3x) Last: Oct. 2, 1983 at N.Y. Giants

KICKOFF RETURN YARDS

Most Seasons Leading League

1 1962

Most, Season

1,804 2003
1,792 2000
1,716 2001

Most, Game

269 Nov. 18, 2001 at Oakland
242 Oct. 21, 1973 vs. Atlanta
232 Dec. 13, 1964 vs. Kansas City

Fewest, Season

474 2017
508 2016
577 2014

Most Seasons Leading League (Average)

3 1988, 1990, 2001

Highest Average, Season

26.0 2001
25.6 2011
25.5 2007

Lowest Average, Season

16.5 1961
17.5 1986
18.0 1992

KICKOFF RETURN TOUCHDOWNS

Most Seasons Leading League

6 1988, 1989, 1991, 1995, 2001, 2011

Most, Season

2 1988, 1994, 1995, 2001
1 1962, 1985, 1989, 1991, 1997, 2000, 2004,
2007, 2008, 2011, 2012, 2021

Most, Game

1 (20x) Last: Jan. 2, 2022 vs. Denver

PENALTIES

Most Seasons Leading League (Penalties)

3 1960, 1961, 1988

Most, Season

137 1998
129 1997
128 1981

Most, Game

19 Nov. 16, 1997 at Kansas City
16 Nov. 15, 1998 vs. Baltimore
15 Nov. 3, 1997 at Indianapolis

Fewest, Season

63 1969
64 1982[†]
68 1966

Fewest, Game

0 (5x) Last: Oct. 9, 2011 at Denver
1 (30x) Last: Nov. 13, 2022 at San Francisco
2 (39x) Last: Dec. 22, 2019 at Oakland

Most Seasons Leading League (Penalty Yards)

3 1960, 1961, 1966

Most Yards, Season

1,229 1998
1,101 1997
1,039 1988

Most Yards, Game

148 Oct. 13, 1963 vs. N.Y. Jets
146 Nov. 15, 1998 vs. Baltimore
Nov. 16, 1997 at Kansas City
138 Nov. 16, 1981 at Seattle

FUMBLES

Most Seasons Leading League (Fewest Fumbles)

4 1963, 1966, 1993, 2021

Most, Season

44 1985

42 1983

40 1972, 1973, 1980

Most, Game

9 Sept. 24, 1978 vs. Green Bay

7 Sept. 30, 1973 vs. Cincinnati

6 (5x) Last: Dec. 13, 1987 vs. Pittsburgh

Most by Opponent, Game

9 Nov. 15, 1964 at Kansas City

7 (3x) Last: Sept. 9, 2001 vs. Washington

6 (6x) Last: Dec. 9, 1995 vs. Arizona

Most, Game, Both Teams

11 (3x) Last: Oct. 13, 1985 vs. Kansas City

10 (5x) Last: Nov. 25, 1990 vs. Seattle

9 (7x) Last: Sept. 9, 2001 vs. Washington

Fewest, Season

10 2021

13 1993

14 2009, 2013

Most Seasons Leading League (Fewest Lost Fum.)

5 1963, 1966, 1970, 1979, 1993

Most Lost, Season

22 1980, 1981, 1983

21 1973, 1978

20 1972, 1987, 2000

Most Lost, Game

6 Sept. 24, 1978 vs. Green Bay

4 (10x) Last: Dec. 10, 2000 at Baltimore

3 (40x) Last: Sept. 25, 2016 at Indianapolis

Most Own Recovered, Season

25 1985

21 1979

20 1972, 1973, 1975, 1983

Most Own Recovered, Game

5 (5x) Last: Dec. 26, 1999 vs. Oakland

4 (7x) Last: Sept. 14, 2014 vs. Seattle

3 (42x) Last: Jan. 3, 2016 at Denver

Fewest Own Recovered, Season

3 2021

4 1963, 2013

7 1989, 2009

Most Opponents Recovered, Season

22 1986

18 1973, 1979, 1980, 1981, 2007

17 1960, 1961, 1963, 1983, 1984

Fewest Opponents Recovered, Season

3 2019

4 2011

5 1963

POINTS ALLOWED

Most Seasons Leading League (Fewest Points)

2 1961, 1963

Most, Season

462 1983

459 2021

441 2003

Most, Game

57 at St. Louis Oct. 1, 2000

52 at Pittsburgh Nov. 25, 1984

51 at Oakland Oct. 29, 1967

Most, Quarter

31 Dec. 8, 1963 at Oakland (4th quarter)

30 Nov. 20, 1983 at St. Louis Cardinals (2nd quarter)

28 (5x) Last: Nov. 28, 1999 at Min. (2nd quarter)

Fewest, Season

205 1977

219 1961

221 1982[†]

Fewest, Game

0 (18x) Last: Oct. 22, 2017 vs. Denver

3 (16x) Last: Nov. 22, 2009 at Denver

6 (19x) Last: Nov. 23, 2017 at Dallas

FIRST DOWNS ALLOWED

Most Seasons Leading League (Fewest Total)

1 2010

Most, Season

383 2021

365 1981

364 1985

Most, Game

34 Sept. 14, 2008 at Denver

Dec. 29, 2002 vs. Seattle

Nov. 19, 2000 at Denver

33 Sept. 26, 2021 at Kansas City

Sept. 23, 2018 at L.A. Rams

Nov. 23, 2003 vs. Cincinnati

32 Oct. 4, 2009 at Pittsburgh

Fewest, Season

190 1965

196 1982[†]

224 1962

Fewest, Game

5 Dec. 12, 2010 vs. Kansas City

Sept. 19, 1976 at Tampa Bay

6 Oct. 11, 1998 at Oakland

Oct. 22, 1961 at Oakland

7 (5x) Last: Sept. 15, 2002 vs. Houston

Most by Rushing, Season

154 1975

144 2021

143 1971

Most by Rushing, Game

19 (3x) Last: Nov. 22, 1987 at Seattle

17 Sept. 23, 1962 vs. Houston

16 Oct. 16, 1977 vs. New England

Dec. 18, 1966 vs. Kansas City

Fewest by Rushing, Season

54 1965

65 1982

71 1969

Fewest by Rushing, Game

0 (5x) Last: Nov. 28, 2010 at Indianapolis

1 (24x) Last: Sept. 11, 2022 vs. Las Vegas

2 (45x) Last: Oct. 2, 2022 at Houston

Most Seasons Leading League (Fewest Passing)

1 2014

Most by Passing, Season

218 1985

216 1981

213 2008

Most by Passing, Game

24 Nov. 19, 2000 at Denver

23 Sept. 18, 2011 at New England

22 (4x) Last: Nov. 15, 2009 vs. Philadelphia

Fewest by Passing, Season

105 1977

114 1971

116 1965

Fewest by Passing, Game

1 (3x) Last: Dec. 28, 2003 vs. Oakland

2 (6x) Last: Dec. 19, 2004 at Cleveland

3 (12x) Last: Sept. 11, 2011 vs. Minnesota

Most Seasons Leading League (Fewest Penalty)

1 1992

Most by Penalty, Season

41 2000, 2004, 2014

40 2021

35 1981, 1997, 1998

Most by Penalty, Game

7 Nov. 5, 2006 vs. Cleveland

6 (9x) Last: Sept. 24, 2017 vs. Kansas City

5 (23x) Last: Jan. 9, 2022 at Las Vegas (OT)

Fewest by Penalty, Season

12 1982[†]

13 1969, 1992

14 1976

NET YARDS ALLOWED

Most Seasons Leading League (Fewest Net Yards)

4 1961, 1965, 1998, 2010

Most, Season

6,265 1985

6,136 1981

6,122 2021

Most, Game

614 Oct. 1, 2000 at St. Louis

591 Dec. 29, 2002 vs. Seattle

553 Sept. 22, 1996 at Oakland

Fewest, Season

3,253 1982[†]

3,268 1965

3,652 1977

Fewest, Game

58 Oct. 22, 1961 at Oakland

67 Dec. 12, 2010 vs. Kansas City

99 Nov. 1, 1992 vs. Indianapolis

RUSHING ALLOWED

Most Seasons Leading League (Fewest Att.)

3 1965, 1979, 2004

Most Attempts, Season

606 1975

559 1973

552 1983

Most Attempts, Game

61 Oct. 25, 1981 at Chicago (OT)

60 Nov. 30, 1975 at Denver (OT)

59 Sept. 18, 1977 at Oakland

Fewest Attempts, Season

230 1982[†]

306 1965

355 2004

Fewest Attempts, Game

9 Dec. 16, 2007 vs. Detroit

Sept. 7, 1986 vs. Miami

10 (2x) Last: Sept. 16, 2012 vs. Tennessee

11 (6x) Last: Nov. 3, 2019 vs. Green Bay

Most Seasons Leading League (Fewest Yards)

3 1965, 1998, 2005

Most Yards, Season

2,442 1975

2,403 1966

2,361 2021

Most Yards, Game

378 Nov. 4, 2007 at Minnesota

355 Dec. 20, 2014 at San Francisco

328 Nov. 30, 1975 at Denver (OT)

Fewest Yards, Season

961 1982[†]

1,094 1965

1,140 1998

Fewest Yards, Game

2 Oct. 22, 1961 at Oakland

11 Dec. 17, 2000 at Carolina

13 Oct. 5, 1997 at Oakland

Most Seasons Leading League (Fewest TDs)

2 1961, 1963

Most Touchdowns, Season

26 1983

25 1971, 1981, 1985

23 1973, 1984

Fewest Touchdowns, Season

7 1961, 1965

8 1999, 2011

10 (12x) Last: 2012

Most Touchdowns, Game

5 Oct. 21, 1973 vs. Atlanta

Sept. 18, 1960 at Houston

4 (11x) Last: Nov. 3, 2013 at Washington

3 (50x) Last: Oct. 9, 2022 at Cleveland

PASSING ALLOWED

Most Seasons Leading League (Fewest Att.)

2 1966, 2019

Most Attempts, Season

636 1996
607 2002, 2004
605 2008

Most Attempts, Game

61 Sept. 20, 1987 vs. St. Louis
58 (2x) Last: Oct. 3, 2004 vs. Tennessee
57 (2x) Last: Sept. 22, 1996 at Oakland

Fewest Attempts, Season

330 1977
341 1973
342 1982[†]

Fewest Attempts, Game

7 Nov. 6, 1977 at Detroit
12 (2x) Last: Dec. 10, 1972 at Denver
13 (4x) Last: Oct. 4, 1987 at Cincinnati

Most Seasons Leading League (Fewest Cmp.)

1 1966

Most Completions, Season

411 2008
375 2002
372 2004

Most Completions, Game

40 Dec. 20, 1982 vs. Cincinnati
39 Oct. 3, 2004 vs. Tennessee
37 Oct. 9, 1994 Kansas City

Fewest Completions, Season

170 1966
172 1977
177 1973

Fewest Completions, Game

3 Sept. 19, 1976 at Tampa Bay
5 (5x) Last: Oct. 4, 1987 at Cincinnati
6 (6x) Last: Dec. 28, 2003 vs. Oakland

Most Seasons Leading League (Fewest Net Yds)

4 1961, 1964, 1965, 2010

Most Net Yards, Season

4,311 1981
4,295 2002
4,293 1985

Most Net Yards, Game

453 Nov. 10, 2002 at St. Louis
451 Oct. 1, 2000 at St. Louis
443 Nov. 19, 2000 at Denver

Fewest Net Yards, Season

1,725 1977
2,155 1966
2,174 1965

Fewest Net Yards, Game

-13 Oct. 4, 1987 at Cincinnati
-4 Sept. 19, 1976 at Tampa Bay
0 Dec. 28, 2003 vs. Oakland
Dec. 6, 1970 vs. Cincinnati

Most Seasons Leading League (Fewest TDs)

4 1963, 1965, 1966, 1979

Most Touchdowns, Season

36 2003
33 2000
31 1997

Most Touchdowns, Game

5 (8x) Last: Oct. 4, 2020 at Tampa Bay
4 (30x) Last: Sept. 9, 2018 vs. Kansas City
3 (113x) Last: Nov. 20, 2022 vs. Kansas City

Fewest Touchdowns, Season

10 1982[†]
11 1979
13 1966, 1970, 1974

PUNT RETURNS ALLOWED

Most Seasons Leading League (Fewest Returns)

7 1960, 1963, 1966, 1967, 1968, 1982, 2004

Most by Opponents, Season

56 1988
51 1996, 2000
49 1998

Fewest by Opponents, Season

7 1982[†]
16 1968
17 1960, 1972

Most Yards by Opponents, Season

722 2000
612 1996
601 1976

Most Yards by Opponent, Game

160 Sept. 13, 2010 at Kansas City
150 Dec. 27, 1987 at Denver
145 Dec. 6, 2020 vs. New England

KICKOFF RETURNS ALLOWED

Most Seasons Leading League (Fewest Returns)

1 1975

Most by Opponent, Season

90 2006
88 1981
87 2009

Fewest by Opponent, Season

21 2016
32 2015
34 2020

Most by Opponent, Game

10 (4x) Last: Dec. 16, 2007 vs. Detroit
9 (7x) Last: Nov. 28, 2010 at Indianapolis
8 (25x) Last: Nov. 24, 2013 at Kansas City

CAREER TOP-10

RUSHING YARDS

1. LaDainian Tomlinson, 2001-09 12,490
2. Paul Lowe, 1960-68 4,972
3. Marion Butts, 1989-93 4,297
4. Melvin Gordon, 2015-19 4,240
5. Ryan Mathews, 2010-14 4,061
6. Natrone Means, 1993-95, 98-99 3,885
7. **Austin Ekeler, 2017-22 3,401**
8. Chuck Muncie, 1980-84 3,309
9. Don Woods, 1974-80 2,858
10. Keith Lincoln, 1961-66, 68 2,698

RUSHING TOUCHDOWNS

1. LaDainian Tomlinson, 2001-09 138
2. Chuck Muncie, 1980-84 43
3. Paul Lowe, 1960-68 38
4. Melvin Gordon, 2015-19 36
5. Natrone Means, 1993-95, 98-99 34
6. Marion Butts, 1989-93 31
7. **Austin Ekeler, 2017-22 28**
8. Ryan Mathews, 2010-14 23
9. Mike Tolbert, 2008-11 20
10. Tim Spencer, 1985-90 19

RUSHING ATTEMPTS

1. LaDainian Tomlinson, 2001-09 2,880
2. Melvin Gordon, 2015-19 1,059
3. Marion Butts, 1989-93 1,031
4. Paul Lowe, 1960-68 1,015
5. Natrone Means, 1993-95, 98-99 1,013
6. Ryan Mathews, 2010-14 923
7. Chuck Muncie, 1980-84 773
8. **Austin Ekeler, 2017-22 745**
9. Don Woods, 1974-80 713
10. Keith Lincoln, 1961-66, 68 573

TOTAL YARDS FROM SCRIMMAGE

1. LaDainian Tomlinson, 2001-09 16,445
2. Antonio Gates, 2003-18 11,841
3. Lance Alworth, 1962-70 9,721
4. Charlie Joiner, 1976-86 9,191
5. **Keenan Allen, 2013-22 8,942**
6. Gary Garrison, 1966-76 7,562
7. Kellen Winslow, 1979-87 6,741
8. **Austin Ekeler, 2017-22 6,691**
9. Wes Chandler, 1981-87 6,197
10. Melvin Gordon, 2015-19 6,113

PASSING YARDS

1. Philip Rivers, 2004-19 59,271
2. Dan Fouts, 1973-87 43,040
3. John Hadl, 1962-72 26,938
4. Stan Humphries, 1992-97 16,085
5. **Justin Herbert, 2020-22 12,689**
6. Drew Brees, 2001-05 12,348
7. Jack Kemp, 1960-62 5,996
8. Doug Flutie, 2001-04 4,901
9. John Friesz, 1990-93 4,396
10. Jim Harbaugh, 1999-2000 4,177

TOUCHDOWN PASSES

1. Philip Rivers, 2004-19 397
2. Dan Fouts, 1973-87 254
3. John Hadl, 1962-72 201
4. **Justin Herbert, 2020-22 89**
5. Stan Humphries, 1992-97 85
6. Drew Brees, 2001-05 80
7. Jack Kemp, 1960-62 37
8. Tobin Rote, 1963-64 29
9. Doug Flutie, 2001-04 25
10. Billy Joe Tolliver, 1989-90 21

PASS ATTEMPTS

1. Philip Rivers, 2004-19 7,591
2. Dan Fouts, 1973-87 5,604
3. John Hadl, 1962-72 3,640
4. Stan Humphries, 1992-97 2,350
5. Drew Brees, 2001-05 1,809
6. **Justin Herbert, 2020-22 1,777**
7. Jack Kemp, 1960-62 815
8. John Friesz, 1990-93 747
9. Doug Flutie, 2001-04 737
10. Jim Harbaugh, 1999-2000 636

PASS COMPLETIONS

1. Philip Rivers, 2004-19 4,908
2. Dan Fouts, 1973-87 3,297
3. John Hadl, 1962-72 1,824
4. Stan Humphries, 1992-97 1,335
5. **Justin Herbert, 2020-22 1,179**
6. Drew Brees, 2001-05 1,125
7. Doug Flutie, 2001-04 408
8. John Friesz, 1990-93 401
9. Jack Kemp, 1960-62 389
10. Jim Harbaugh, 1999-2000 372

PASSES INTERCEPTED

1. Dan Fouts, 1973-87 242
2. John Hadl, 1962-72 211
3. Philip Rivers, 2004-19 198
4. Stan Humphries, 1992-97 73
5. Drew Brees, 2001-05 53
6. Jack Kemp, 1960-62 49
7. Ryan Leaf, 1998-2000 33
8. **Justin Herbert, 2020-22 32**
9. Tobin Rote, 1963-64 32
10. Craig Whelihan, 1995-98 29

RECEIVING YARDS

1. Antonio Gates, 2003-18 11,841
2. Lance Alworth, 1962-70 9,584
3. Charlie Joiner, 1976-86 9,203
4. **Keenan Allen, 2013-22 8,843**
5. Gary Garrison, 1966-76 7,533
6. Kellen Winslow, 1979-87 6,741
7. Wes Chandler, 1981-87 6,132
8. Anthony Miller, 1988-93 5,582
9. Malcom Floyd, 2004-15 5,550
10. Vincent Jackson, 2005-11 4,754

RECEIVING TOUCHDOWNS

1. Antonio Gates, 2003-18 116
2. Lance Alworth, 1962-70 81
3. Gary Garrison, 1966-76 58
4. **Keenan Allen, 2013-22 50**
5. Charlie Joiner, 1976-86 47
6. Kellen Winslow, 1979-87 45
7. Wes Chandler, 1981-87 41
8. Vincent Jackson, 2005-11 37
9. Anthony Miller, 1988-93 37
10. John Jefferson, 1978-80 36

RECEPTIONS

1. Antonio Gates, 2003-18 955
2. **Keenan Allen, 2013-22 752**
3. Charlie Joiner, 1976-86 586
4. Kellen Winslow, 1979-87 541
5. LaDainian Tomlinson, 2001-09 530
6. Lance Alworth, 1962-70 493
7. Gary Garrison, 1966-76 404
8. Ronnie Harmon, 1990-95 377
9. Anthony Miller, 1988-93 374
10. Wes Chandler, 1981-87 373

QUARTERBACK SACKS

1. Leslie O'Neal, 1986, 1988-95 105.5
2. Shaun Phillips, 2004-12 69.5
3. Gary Johnson, 1975-84 67.0
4. **Joey Bosa, 2016-22 59.5**
5. Lee Williams, 1984-90 65.5
6. Fred Dean, 1975-81 53.5
7. Melvin Ingram, 2012-20 49.0
8. Junior Seau, 1990-2002 47.0
9. Raylee Johnson, 1993-2003 46.0
10. Shawne Merriman, 2005-09 43.5
- Leroy Jones, 1976-83 43.5

INTERCEPTIONS

1. Gill Byrd, 1983-92 42
2. Dick Harris, 1960-65 29
3. Rodney Harrison, 1994-2002 26
4. Kenny Graham, 1964-69 25
5. Mike Williams, 1975-82 24
6. Joe Beauchamp, 1966-75 23
7. Quentin Jammer, 2002-12 21
- Woodrowe Lowe, 1976-86 21
- Bob Howard, 1967-74 21
- Leslie "Speedy" Duncan, 1964-70 21

INTERCEPTION RETURN YARDS

1. Gill Byrd, 1983-92 546
2. Charlie McNeil, 1960-64 502
3. Kenny Graham, 1964-69 477
4. Joe Beauchamp, 1966-75 433
5. Dick Harris, 1960-65 413
6. Rodney Harrison, 1994-2002 345
7. Woodrowe Lowe, 1976-86 343
8. Darren Carrington, 1991-94 337
9. Leslie "Speedy" Duncan, 1964-70 322
10. Glen Edwards, 1978-81 309

INTERCEPTION TOUCHDOWNS

1. Kenny Graham, 1964-69 5
- Dick Harris, 1960-65 5
3. Woodrowe Lowe, 1976-86 4
4. Eric Weddle, 2007-13 3
- Joe Beauchamp, 1966-75 3
6. Desmond King, 2017-20 2
- Shaun Phillips, 2004-12 2
- Demorrio Williams, 2012 2
- Antonio Cromartie, 2006-09 2
- Clinton Hart, 2004-09 2
- Donnie Edwards, 2002-06 2
- Rodney Harrison, 1994-2002 2
- Stanley Richard, 1991-94 2
- Donald Frank, 1990-93 2
- Gill Byrd, 1983-92 2
- Gary Johnson, 1975-84 2
- Leslie "Speedy" Duncan, 1964-70 2
- Earl Faison, 1961-66 2
- Charlie McNeil, 1960-64 2
- Bob Laraba, 1960-61 2

TOUCHDOWNS SCORED

1. LaDainian Tomlinson, 2001-09 153
2. Antonio Gates, 2003-18 116
3. Lance Alworth, 1962-70 83
4. Gary Garrison, 1966-76 58
5. **Austin Ekeler, 2017-22 57**
6. **Keenan Allen, 2013-22 51**
7. Melvin Gordon, 2015-19 47
- Charlie Joiner, 1976-86 47
9. Paul Lowe, 1960-68 46
10. Kellen Winslow, 1979-87 45
- Chuck Muncie, 1980-84 45

POINTS SCORED

1. John Carney, 1990-2000.....	1,076
2. LaDainian Tomlinson, 2001-09	918
3. Nate Kaeding, 2004-12.....	889
4. Rolf Benirschke, 1977-86.....	766
5. Antonio Gates, 2003-18.....	700
6. Lance Alworth, 1962-70.....	500
7. Nick Novak, 2011-14.....	459
8. Dennis Partee, 1968-75.....	380
9. Gary Garrison, 1966-76.....	348
10. Austin Ekeler, 2017-22.....	346

FIELD GOALS

1. John Carney, 1990-2000.....	261
2. Nate Kaeding, 2004-12.....	180
3. Rolf Benirschke, 1977-86.....	146
4. Nick Novak, 2011-14, 17.....	110
5. Dennis Partee, 1968-75.....	71
6. Michael Badgley, 2018-20.....	52
Josh Lambo, 2015-16.....	52
8. George Blair, 1961-64.....	50
9. Steve Christie, 2001-03.....	42
10. Ray Wersching, 1973-76.....	32

FIELD GOAL ATTEMPTS

1. John Carney, 1990-2000.....	320
2. Rolf Benirschke, 1977-86.....	208
3. Nate Kaeding, 2004-12.....	207
4. Nick Novak, 2011-14, 17.....	130
5. Dennis Partee, 1968-75.....	121
6. George Blair, 1961-64.....	80
7. Ray Wersching, 1973-76.....	68
8. Michael Badgley, 2018-20.....	65
9. Josh Lambo, 2015-16.....	64
10. Dick Van Raaphorst, 1966-67.....	61

KICKOFF RETURN YARDS

1. Darren Sproles, 2005-10.....	6,469
2. Ronney Jenkins, 2000-02.....	3,997
3. Andre Coleman, 1994-96.....	3,914
4. Leslie "Speedy" Duncan, 1964-70.....	3,386
5. James Brooks, 1981-83.....	2,305
6. Kenny Bynum, 1997-2000.....	2,182
7. Lionel James, 1984-88.....	2,094
8. Nate Lewis, 1990-93.....	2,047
9. Artie Owens, 1976-79.....	1,998
10. Tim Dwight, 2001-04.....	1,876

KICKOFF RETURN TOUCHDOWNS

1. Andre Coleman, 1994-96.....	4
2. Ronney Jenkins, 2000-02.....	3
3. Darren Sproles, 2005-10.....	2
Anthony Miller, 1988-93.....	2
5. Andre Roberts, 2021.....	1
Micheal Spurlock, 2012.....	1
Tim Dwight, 2001-04.....	1
Richard Goodman, 2010-11.....	1
Rodney Harrison, 1994-2002.....	1
Nate Lewis, 1990-93.....	1
Jamie Holland, 1987-89.....	1
Gary Anderson, 1985-88.....	1
Keith Lincoln, 1960-66.....	1

KICKOFF RETURNS

1. Darren Sproles, 2005-10.....	258
2. Andre Coleman, 1994-96.....	166
3. Ronney Jenkins, 2000-02.....	165
4. Leslie "Speedy" Duncan, 1964-70.....	134
5. Kenny Bynum, 1997-2000.....	107
6. James Brooks, 1981-83.....	105
7. Lionel James, 1984-88.....	99
8. Nate Lewis, 1990-93.....	92
9. Artie Owens, 1976-79.....	88
10. Tim Dwight, 2001-04.....	80

PUNT RETURN YARDS

1. Mike Fuller, 1975-80.....	2,388
2. Leslie "Speedy" Duncan, 1964-70.....	1,651
3. Darrien Gordon, 1993-94, 96.....	1,407
4. Lionel James, 1984-88.....	1,193
5. Darren Sproles, 2005-10.....	935
6. Eric Parker, 2002-06.....	881
7. James Brooks, 1981-83.....	565
8. Tim Dwight, 2001-04.....	508
9. Eric Metcalf, 1997.....	489
10. Desmond King, 2017-20.....	438

PUNT RETURN TOUCHDOWNS

1. Leslie "Speedy" Duncan, 1964-70.....	4
2. Eric Metcalf, 1997.....	3
Darrien Gordon, 1993-94, 96.....	3
4. Desmond King, 2017-20.....	2
Darren Sproles, 2005-10.....	2
Lionel James, 1984-88.....	2
Mike Fuller, 1975-80.....	2
Ron Smith, 1973.....	2
9. Travis Benjamin, 2017-18.....	1
Micheal Spurlock, 2012.....	1
Tim Dwight, 2001-04.....	1
Andre Coleman, 1994-96.....	1
Nate Lewis, 1990-93.....	1
Kitrick Taylor, 1990-91.....	1
Keith Lincoln, 1961-68.....	1

PUNT RETURNS

1. Mike Fuller, 1975-80.....	212
2. Leslie "Speedy" Duncan, 1964-70.....	138
3. Lionel James, 1984-88.....	124
4. Darren Sproles, 2005-10.....	114
5. Eric Parker, 2002-06.....	105
6. Darrien Gordon, 1993-94, 96.....	103
7. James Brooks, 1981-83.....	52
8. Tim Dwight, 2001-04.....	46
9. Desmond King, 2017-20.....	45
Eric Metcalf, 1997.....	45

SEASONS

1. David Binn, 1994-2010.....	17
2. Philip Rivers, 2004-16.....	16
Antonio Gates, 2003-18.....	16
3. Dan Fouts, 1973-87.....	15
Russ Washington, 1968-82.....	15
6. Doug Wilkerson, 1971-84.....	14
Don Macek, 1976-89.....	14
8. Mike Scifres, 2003-15.....	13
Junior Seau, 1990-2002.....	13
10. Jamal Williams, 1998-2009.....	12

GAMES PLAYED

1. David Binn, 1994-2010.....	256
2. Antonio Gates, 2003-18.....	236
3. Philip Rivers, 2004-19.....	228
4. Junior Seau, 1990-2002.....	200
Russ Washington, 1968-82.....	200
6. Mike Scifres, 2003-15.....	195
Doug Wilkerson, 1971-84.....	195
8. Dan Fouts, 1973-87.....	181
9. Quentin Jammer, 2002-12.....	172
10. Charlie Joiner, 1976-86.....	164
Woodrow Lowe, 1976-86.....	164

SINGLE-SEASON TOP-10

RUSHING YARDS

1. LaDainian Tomlinson, 2006	1,815
2. LaDainian Tomlinson, 2002	1,683
3. LaDainian Tomlinson, 2003	1,645
4. LaDainian Tomlinson, 2007	1,474
5. LaDainian Tomlinson, 2005	1,462
6. Natrone Means, 1994	1,350
7. LaDainian Tomlinson, 2004	1,335
8. Ryan Mathews, 2013	1,255
9. LaDainian Tomlinson, 2001	1,236
10. Marion Butts, 1990	1,225

RUSHING TOUCHDOWNS

1. LaDainian Tomlinson, 2006	28
2. Chuck Muncie, 1981	19
3. LaDainian Tomlinson, 2005	18
4. LaDainian Tomlinson, 2004	17
5. LaDainian Tomlinson, 2007	15
6. LaDainian Tomlinson, 2002	14
7. LaDainian Tomlinson, 2003	13
8. Austin Ekeler, 2021	12
LaDainian Tomlinson, 2009	12
Natrone Means, 1994	12
Chuck Muncie, 1983	12
Clarence Williams, 1979	12

RUSHING ATTEMPTS

1. LaDainian Tomlinson, 2002	372
2. LaDainian Tomlinson, 2006	348
3. Natrone Means, 1994	343
4. LaDainian Tomlinson, 2005	339
LaDainian Tomlinson, 2004	339
LaDainian Tomlinson, 2001	339
7. LaDainian Tomlinson, 2007	315
8. LaDainian Tomlinson, 2003	313
9. Earnest Jackson, 1984	296
10. LaDainian Tomlinson, 2008	292

TOTAL YARDS FROM SCRIMMAGE

1. LaDainian Tomlinson, 2003	2,370
2. LaDainian Tomlinson, 2006	2,323
3. LaDainian Tomlinson, 2002	2,172
4. LaDainian Tomlinson, 2007	1,949
5. LaDainian Tomlinson, 2005	1,832
6. LaDainian Tomlinson, 2004	1,776
7. LaDainian Tomlinson, 2001	1,603
8. Lance Alworth, 1965	1,590
9. Natrone Means, 1994	1,585
10. Melvin Gordon, 2017	1,581

PASSING YARDS

1. Justin Herbert, 2021	5,014
2. Dan Fouts, 1981	4,802
3. Philip Rivers, 2015	4,792
4. Dan Fouts, 1980	4,715
4. Philip Rivers, 2010	4,710
6. Philip Rivers, 2011	4,624
7. Philip Rivers, 2019	4,615
8. Philip Rivers, 2017	4,515
9. Philip Rivers, 2013	4,478
10. Philip Rivers, 2016	4,386

TOUCHDOWN PASSES

1. Justin Herbert, 2021	38
2. Philip Rivers, 2008	34
Philip Rivers, 2016	33
Dan Fouts, 1981	33
5. Philip Rivers, 2018	32
Philip Rivers, 2013	32
7. Justin Herbert, 2020	31
Philip Rivers, 2014	31
9. Philip Rivers, 2010	30
Dan Fouts, 1980	30

PASS ATTEMPTS

1. Justin Herbert, 2021	672
2. Philip Rivers, 2015	661
3. Dan Fouts, 1981	609
4. Justin Herbert, 2020	595
5. Philip Rivers, 2019	591
6. Dan Fouts, 1980	589
7. Philip Rivers, 2011	582
8. Philip Rivers, 2016	578
9. Philip Rivers, 2017	575
10. Philip Rivers, 2014	570

PASS COMPLETIONS

1. Justin Herbert, 2021	443
2. Philip Rivers, 2015	437
3. Justin Herbert, 2020	396
4. Philip Rivers, 2019	390
5. Philip Rivers, 2014	379
6. Philip Rivers, 2013	378
7. Philip Rivers, 2011	366
8. Dan Fouts, 1981	360
Philip Rivers, 2017	360
10. Philip Rivers, 2010	357

PASSES INTERCEPTED

1. John Hadl, 1968	32
2. John Hadl, 1972	26
3. John Hadl, 1971	25
Jack Kemp, 1960	25
5. Dan Fouts, 1980	24
Dan Fouts, 1979	24
John Hadl, 1962	24
8. Dan Fouts, 1986	22
John Hadl, 1967	22
Jack Kemp, 1961	22

RECEIVING YARDS

1. Lance Alworth, 1965	1,602
2. Keenan Allen, 2017	1,393
3. Lance Alworth, 1966	1,383
4. John Jefferson, 1980	1,340
5. Lance Alworth, 1968	1,312
6. Kellen Winslow, 1980	1,290
7. Anthony Miller, 1989	1,252
8. Lance Alworth, 1964	1,235
9. Tony Martin, 1995	1,224
10. Lance Alworth, 1963	1,205

RECEIVING TOUCHDOWNS

1. Tony Martin, 1996	14
Lance Alworth, 1965	14
3. Antonio Gates, 2004	13
John Jefferson, 1980	13
John Jefferson, 1978	13
Lance Alworth, 1966	13
Lance Alworth, 1964	13
8. Antonio Gates, 2014	12
Gary Garrison, 1970	12
10. Lance Alworth, 1963	11

RECEPTIONS

1. Keenan Allen, 2021	106
2. Keenan Allen, 2019	104
3. Keenan Allen, 2017	102
4. Keenan Allen, 2020	100
LaDainian Tomlinson, 2003	100
6. Keenan Allen, 2018	97
Austin Ekeler, 2019	92
8. Tony Martin, 1995	90
9. Antonio Gates, 2005	89
Kellen Winslow, 1980	89

QUARTERBACK SACKS (since 1982)

1. Shawne Merriman, 2006	17.0
Leslie O'Neal, 1992	17.0
3. Lee Williams, 1986	15.0
4. Lee Williams, 1989	14.0
5. Leslie O'Neal, 1990	13.5
6. Marcellus Wiley, 2001	13.0
7. Joey Bosa, 2017	12.5
Shawne Merriman, 2007	12.5
Leslie O'Neal, 1995	12.5
Leslie O'Neal, 1994	12.5
Leslie O'Neal, 1989	12.5
Leslie O'Neal, 1986	12.5

INTERCEPTIONS

1. Antonio Cromartie, 2007	10
2. Charlie McNeil, 1961	9
3. Ryan McNeil, 2001	8
Dick Harris, 1963	8
Claude Gibson, 1962	8
Bob Zeman, 1961	8
7. Casey Hayward, 2016	7
Eric Weddle, 2011	7
Darren Carrington, 1993	7
Gill Byrd, 1990	7
Gill Byrd, 1989	7
Gill Byrd, 1988	7
Danny Walters, 1983	7
Bryant Salter, 1972	7
Jim Hill, 1969	7
Leslie "Speedy" Duncan, 1966	7
Bud Whitehead, 1965	7
Dick Harris, 1961	7

INTERCEPTION RETURN YARDS

1. Charlie McNeil, 1961	349
2. Stanley Richard, 1994	224
3. Vencie Glenn, 1987	166
4. Gill Byrd, 1984	157
5. Jeff Dale, 1986	153
6. Darren Carrington, 1992	152
7. Bob Laraba, 1961	151
8. Woodrow Lowe, 1979	150
9. Antonio Cromartie, 2007	144
10. Dick Harris, 1961	140

INTERCEPTION TOUCHDOWNS

1. Dick Harris, 1961	3
2. Demorrio Williams, 2012	2
Clinton Hart, 2005	2
Stanley Richard, 1994	2
Gill Byrd, 1984	2
Woodrow Lowe, 1979	2
Kenny Graham, 1969	2
Joe Beauchamp, 1968	2
Bob Laraba, 1961	2
Charlie McNeil, 1961	2

TOUCHDOWNS SCORED

1. LaDainian Tomlinson, 2006	31
2. Austin Ekeler, 2021	20
LaDainian Tomlinson, 2005	20
4. Chuck Muncie, 1981	19
5. LaDainian Tomlinson, 2007	18
LaDainian Tomlinson, 2004	18
7. LaDainian Tomlinson, 2003	17
8. LaDainian Tomlinson, 2002	15
Lance Alworth, 1964	15
10. Tony Martin, 1996	14
Lance Alworth, 1965	14

POINTS SCORED

1. LaDainian Tomlinson, 2006	186
2. Nate Kaeding, 2009	146
3. Nick Novak, 2013	144
4. Nate Kaeding, 2006	136
5. John Carney, 1994	135
6. Nate Kaeding, 2008	127
7. Austin Ekeler, 2021	124
John Carney, 1993	124
9. Nick Novak, 2011	122
10. Josh Lambo, 2016	120
LaDainian Tomlinson, 2005	120

FIELD GOALS

1. Nick Novak, 2013	34
John Carney, 1994	34
3. Nate Kaeding, 2009	32
4. John Carney, 1999	31
John Carney, 1993	31
6. John Carney, 1996	29
7. Nick Novak, 2011	27
Nate Kaeding, 2008	27
9. Josh Lambo, 2016	26
Josh Lambo, 2015	26
Nate Kaeding, 2006	26
John Carney, 1998	26
John Carney, 1992	26

FIELD GOAL ATTEMPTS

1. John Carney, 1993	40
2. John Carney, 1994	38
3. Nick Novak, 2013	37
4. John Carney, 1999	36
John Carney, 1996	36
Rolf Benirschke, 1980	36
7. Nate Kaeding, 2009	35
8. Nick Novak, 2011	34
9. Michael Badgley, 2020	33
10. Josh Lambo, 2016	32
Josh Lambo, 2015	32
Nate Kaeding, 2008	32
Wade Richey, 2001	32
John Carney, 1992	32
Dennis Partee, 1968	32

KICKOFF RETURN YARDS

1. Ronney Jenkins, 2001	1,541
2. Ronney Jenkins, 2000	1,531
3. Darren Sproles, 2005	1,528
4. Andre Coleman, 1995	1,411
5. Darren Sproles, 2008	1,376
6. Darren Sproles, 2009	1,300
7. Andre Coleman, 1994	1,293
8. Darren Sproles, 2010	1,257
9. Tim Dwight, 2004	1,222
10. Andre Coleman, 1996	1,210

KICKOFF RETURN TOUCHDOWNS

1. Ronney Jenkins, 2001	2
Andre Coleman, 1995	2
Andre Coleman, 1994	2
4. Andre Roberts, 2021	1
Micheal Spurlock, 2012	1
Richard Goodman, 2011	1
Darren Sproles, 2008	1
Darren Sproles, 2007	1
Tim Dwight, 2004	1
Ronney Jenkins, 2000	1
Rodney Harrison, 1997	1
Nate Lewis, 1991	1
Anthony Miller, 1989	1
Jamie Holland, 1988	1
Anthony Miller, 1988	1
Gary Anderson, 1985	1
Keith Lincoln, 1962	1

KICKOFF RETURNS

1. Ronney Jenkins, 2000	67
2. Darren Sproles, 2005	63
3. Andre Coleman, 1995	62
4. Ronney Jenkins, 2001	58
5. Andre Coleman, 1996	55
6. Darren Sproles, 2009	54
7. Darren Sproles, 2008	53
8. Darren Sproles, 2010	51
9. Tim Dwight, 2004	50
Leon Johnson, 2003	50

PUNT RETURN YARDS

1. Darrien Gordon, 1996	537
2. Eric Metcalf, 1997	489
3. Darrien Gordon, 1994	475
4. Leslie "Speedy" Duncan, 1965	464
5. Mike Fuller, 1979	448
6. Mike Fuller, 1978	436
Mike Fuller, 1976	436
8. Leslie "Speedy" Duncan, 1967	434
9. Mike Fuller, 1975	410
10. Lionel James, 1987	400

PUNT RETURN TOUCHDOWNS

1. Eric Metcalf, 1997	3
2. Darrien Gordon, 1994	2
Ron Smith, 1973	2
Leslie "Speedy" Duncan, 1965	2
5. Desmond King, 2019	1
Desmond King, 2018	1
Travis Benjamin, 2017	1
Micheal Spurlock, 2012	1
Darren Sproles, 2009	1
Darren Sproles, 2007	1
Tim Dwight, 2001	1
Darrien Gordon, 1996	1
Andre Coleman, 1995	1
Nate Lewis, 1990	1
Kitrick Taylor, 1990	1
Lionel James, 1987	1
Lionel James, 1984	1
Mike Fuller, 1977	1
Mike Fuller, 1975	1
Leslie "Speedy" Duncan, 1968	1
Leslie "Speedy" Duncan, 1966	1
Keith Lincoln, 1961	1

PUNT RETURNS

1. Mike Fuller, 1979	46
2. Eric Metcalf, 1997	45
3. Mike Fuller, 1978	39
4. Eric Parker, 2006	37
5. Darrien Gordon, 1996	36
Darrien Gordon, 1994	36
Mike Fuller, 1975	36
Leslie "Speedy" Duncan, 1967	36
9. Mike Fuller, 1976	33
10. Latario Rachal, 1998	32
Lionel James, 1987	32

CHARGERS AND OPPONENT 10 LONGEST

RUNS FROM SCRIMMAGE

CHARGERS

- 87t Melvin Gordon, Oct. 29, 2017 at New England
- Paul Lowe, Sept. 10, 1961 at Dallas Texans
- 86t Keith Lincoln, Sept. 30, 1962 at Oakland
- 85t LaDainian Tomlinson, Dec. 17, 2006 vs. K.C.
- 83t Michael Turner, Dec. 18, 2005 at Indianapolis
- 80t Brad Hubbert, Dec. 24, 1967 vs. N.Y. Jets
- 76t Keith Lincoln, Oct. 20, 1963 at Kansas City
- 76 LaDainian Tomlinson, Dec. 1, 2002 vs. Den.
- 75 Justin Jackson, Oct. 31, 2021 vs. New England
- 74t Michael Turner, Oct. 7, 2007 at Denver

OPPONENT

- 90t Colin Kaepernick, Dec. 20, 2014 at S.F.
- 89t Kenny King, Oct. 12, 1980 at Oakland
- 84t Damien Williams, Dec. 29, 2019 at K.C.
- 81 Billy Sims, Sept. 30, 1984 vs. Detroit
- 77 Napoleon Kaufman, Sept. 22, 1996 at Oak.
- 75t Dameon Pierce, Oct. 2, 2022 at Houston
- 74t Kenneth Walker III, Oct. 23, 2022 vs. Seattle
- Jack Spikes, Sept. 10, 1961 at Dallas Texans
- 71t Corey Dillon, Nov. 2, 1997 at Cincinnati
- 69t Kareem Hunt, Sept. 24, 2017 vs. K.C.
- Herman Heard, Oct. 14, 1984 at K.C.

PASS COMPLETIONS

CHARGERS

- 99t S.Humphries to T.Martin, Sept. 18, 1994 at Sea.
- 91t J.Kemp to K.Lincoln, Nov. 12, 1961 at Denver
- 88t E.Luther to B.Duckworth, Dec. 3, 1984 vs. Chi.
- 85t J.Hadl to L.Alworth, Oct. 17, 1965 at Boston
- T.Rote to L.Alworth, Oct. 6, 1963 at Denver
- 84t P.Rivers to A.Ekeler, Dec. 8, 2019 at Jax.
- J.Hadl to G.Garrison, Oct. 5, 1968 at N.Y. Jets
- 83t R.Leaf to J.Graham, Nov. 19, 2000 at Denver
- 82t T.Rote to L.Alworth, Dec. 6, 1964 vs. N.Y. Jets
- 81t P.Rivers to D.Sproles, Sept. 20, 2009 vs. Bal.
- D.Fouts to C.Joiner, Oct. 17, 1976 vs. Hou. Oilers

OPPONENT

- 99t T.Green to M.Boerigter, Dec. 22, 2002 at K.C.
- 98t J.Lee to W.Dewveall, Nov. 25, 1962 at Hou. Oilers
- 96t J.Montana to J.Rice, Nov. 27, 1988 vs. S.F.
- 93t C.Morton to S.Watson, Sept. 27, 1981 at Denver
- 90t S.DeBerg to J.Birden, Nov. 18, 1990 at K.C.
- C.Davidson to D.Dorsey, Dec. 2, 1962 vs. Oak.
- 89t N.O'Donnell to D.Stone, Sept. 1, 1991 at Pit.
- 87t D.Carr to A.Cooper, Dec. 31, 2017 vs. Oak.
- J.Namath to D.Maynard, Nov. 24, 1968 vs. N.Y. Jets
- F.Tripucka to A.Frazier, Nov. 12, 1961 at Den.

FIELD GOALS

CHARGERS

- 59 Michael Badgley, Dec. 9, 2018 vs. Cincinnati
- 57 Nate Kaeding, Dec. 21, 2008 at Tampa Bay
- 55 Nate Kaeding, Nov. 29, 2009 vs. Kansas City
- 54 Josh Lambo, Oct. 12, 2015 vs. Pittsburgh
- Nate Kaeding, Oct. 1, 2006 at Baltimore
- John Carney, Sept. 17, 2000 at Kansas City
- John Carney, Sept. 6, 1998 vs. Buffalo
- John Carney, Nov. 10, 1991 vs. Seattle
- 53 Michael Badgley, Oct. 4, 2020 at Tampa Bay
- Nick Novak, Nov. 27, 2011 vs. Denver
- Nate Kaeding, Oct. 17, 2004 at Atlanta
- Steve Christie, Dec. 15, 2002 at Buffalo
- John Carney, Sept. 1, 1996 vs. Seattle
- John Carney, Nov. 24, 1991 at N.Y. Jets
- Chris Bahr, Dec. 24, 1989 vs. Denver
- Rolf Benirschke, Sept. 21, 1980 at Denver

OPPONENT

- 61 Brandon McManus, Jan. 2, 2022 vs. Denver
- 58 Harrison Butker, Sept. 20, 2020 vs. K.C. (OT)
- Harrison Butker, Sept. 20, 2020 vs. K.C. (OT)
- Dan Miller, Dec. 26, 1982 vs. Baltimore Colts
- 56 Greg Zuerlein, Sept. 19, 2021 vs. Dallas
- Justin Tucker, Dec. 22, 2018 vs. Baltimore
- Sebastian Janikowski, Oct. 9, 2016 at Oak.
- 55 Daniel Carlson, Dec. 4, 2022 at Las Vegas
- Daniel Carlson, Sept. 11, 2022 vs. Las Vegas
- Jason Elam, Nov. 7, 1999 vs. Denver
- Gary Anderson, Nov. 25, 1984 at Pittsburgh
- George Blanda, Dec. 3, 1961 vs. Houston Oilers

PUNTS

CHARGERS

- 82 Paul Maguire, Nov. 19, 1961 vs. Dallas Texans
- 73 Dennis Partee, Oct. 17, 1971 at Denver
- 72 Mike Scifres, Sept. 21, 2014 at Buffalo
- 71 Mike Scifres, Nov. 10, 2011 vs. Oakland
- Mike Scifres, Oct. 1, 2006 at Baltimore
- Mike Scifres, Dec. 4, 2005 vs. Oakland
- Maury Buford, Sept. 12, 1982 at Denver
- John Hadl, Nov. 8, 1964 at Denver
- 70 Mike Scifres, Nov. 25, 2007 vs. Baltimore
- 69 Ty Long, Oct. 17, 2021 at Baltimore
- Drew Kaser, Oct. 22, 2017 vs. Denver
- Drew Kaser, Dec. 18, 2016 vs. Oakland

OPPONENT

- 81 Dustin Colquitt, Dec. 2, 2007 at Kansas City
- 79 Drew Butler, Dec. 9, 2012 at Pittsburgh
- 77 Greg Montgomery, Sept. 19, 1993 vs. Hou. Oilers
- 75 Kevin Huber, Dec. 1, 2013 vs. Cincinnati
- 74 Tommy Townsend, Sept. 15, 2022 at Kansas City
- Bob Grupp, Nov. 4, 1979 at Kansas City
- 73 Shane Lechler, Sept. 28, 2003 vs. Oakland
- 72 Ryan Plackemeier, Dec. 24, 2006 at Seattle
- Chris Gardocki, Oct. 26, 1997 vs. Indianapolis
- Bob Scarpitto, Oct. 22, 1967 at Denver
- Jerrel Wilson, Sept. 29, 1963 vs. Kansas City

INTERCEPTION RETURNS

CHARGERS

- 103t Vencie Glenn, Nov. 29, 1987 vs. Denver
- 102t Donald Frank, Oct. 31, 1993 at L.A. Raiders
- 100t Leslie "Speedy" Duncan, Oct. 15, 1967 vs. K.C.
- 99t Shaun Gayle, Dec. 23, 1995 at N.Y. Giants
- Stanley Richard, Sept. 4, 1994 at Denver
- Gill Byrd, Oct. 4, 1984 at Kansas City
- 90t Desmond King, Nov. 23, 2017 at Dallas
- Shahleel Addae, Jan. 1, 2017 vs. Kansas City
- 86 Trevor Williams, Sept. 30, 2018 vs. S.F.
- 83t Willie Clark, Sept. 22, 1996 at Oakland

OPPONENT

- 102t Louis Breeden, Nov. 8, 1981 vs. Cincinnati
- 99t Jaylen Watson, Sept. 15, 2022 at Kansas City
- Janoris Jenkins, Nov. 23, 2014 vs. St. Louis
- Kevin Ross, Sept. 6, 1992 vs. Kansas City
- 96t Ray Griffin, Nov. 11, 1979 at Cincinnati
- Bashaud Breeland, Dec. 10, 2017 vs. Was.
- 91t Chad Greenway, Sept. 27, 2015 at Minnesota
- Fred Williamson, Sept. 30, 1962 at Oakland
- 90t Leroy Butler, Sept. 15, 1996 at Green Bay
- Deion Sanders, Dec. 11, 1994 vs. S.F.
- 87t Mark McMillian, Dec. 14, 1997 vs. K.C.

KICKOFF RETURNS

CHARGERS

- 105t Richard Goodman, Jan. 1, 2012 at Oakland
- 103t Darren Sproles, Sept. 14, 2008 at Denver
- Keith Lincoln, Sept. 16, 1962 vs. Titans of N.Y.
- 101t Andre Roberts, Jan. 2, 2022 vs. Denver
- 99t Micheal Spurlock, Dec. 30, 2012 vs. Oakland
- 98t Gary Anderson, Nov. 17, 1985 at Denver
- 95t Nate Lewis, Nov. 17, 1991 vs. New Orleans
- 94t Jamie Holland, Dec. 18, 1988 vs. Kansas City
- 93t Ronney Jenkins, Nov. 18, 2001 at Oakland
- Ronney Jenkins, Sept. 10, 2000 vs. N.O.
- Anthony Miller, Nov. 20, 1988 at L.A. Rams

OPPONENT

- 104t Mecole Hardman, Dec. 29, 2019 at K.C.
- Ira Mathews, Oct. 25, 1979 at Oakland
- 103t Percy Harvin, Sept. 11, 2011 vs. Minnesota
- 101t Leon Washington, Sept. 26, 2010 at Seattle
- Brian Mitchell, Dec. 6, 1998 at Washington
- 99t Leon Washington, Sept. 26, 2010 at Seattle
- Byron Hanspard, Dec. 7, 1997 vs. Atlanta
- 98t Will Blackwell, Dec. 24, 2000 vs. Pittsburgh
- 97t Cassius Vaughn, Jan. 2, 2011 at Denver
- Tim Brown, Sept. 4, 1988 at L.A. Raiders

PUNT RETURNS

CHARGERS

95t Leslie "Speedy" Duncan, Nov. 24, 1968 vs. NYJ
90t Darrien Gordon, Sept. 25, 1994 at L.A. Raiders
88t Andre Coleman, Sept. 17, 1995 at Philadelphia
Mike Fuller, Oct. 9, 1977 at New Orleans
85t Eric Metcalf, Nov. 2, 1997 at Cincinnati
84t Tim Dwight, Sept. 9, 2001 vs. Washington
Ron Smith, Nov. 18, 1973 vs. New Orleans
83t Eric Metcalf, Nov. 30, 1997 vs. Denver
82t Paul Lowe, Oct. 7, 1961 at Boston
81t Darrien Gordon, Sept. 29, 1996 vs. K.C.
Lionel James, Sept. 20, 1987 vs. St. Louis
Leslie "Speedy" Duncan, Sept. 4, 1966 vs. Buf.

OPPONENT

95t Tyreek Hill, Jan. 1, 2017 vs. Kansas City
94t Dexter McCluster, Sept. 13, 2010 at K.C.
92t Rick Upchurch, Oct. 3, 1976 at Denver
91t Tyreek Hill, Sept. 9, 2018 vs. Kansas City
86t Tamarick Vanover, Oct. 9, 1995 at Kansas City
82t George Atkinson, Oct. 13, 1968 at Oakland
82 Ray Buchanan, Nov. 3, 1996 at Indianapolis
81 Dennis Northcutt, Nov. 5, 2006 vs. Cleveland
80t Phillip Buchanon, Dec. 28, 2003 vs. Oakland
79t Lemar Parrish, Dec. 6, 1970 vs. Cincinnati

FUMBLE RETURNS

CHARGERS

86t Eric Weddle, Nov. 30, 2008 vs. Atlanta
82t Donnie Edwards, Nov. 10, 2002 at St. Louis
81t Vencie Glenn, Oct. 22, 1989 vs. N.Y. Giants
79t Marlon McCree, Oct. 29, 2006 vs. St. Louis
78t Paul Bradford, Nov. 23, 1997 at San Francisco
75t Keith Browner (25 yds.) lateral to
Sam Seale(50 yds.), Nov. 20, 1988
at L.A. Rams
61t Tevaughn Campbell, Dec. 5, 2021 at Cincinnati
Caraun Reid, Sept. 25, 2016 at Indianapolis
58t Rick Redman, Oct. 2, 1966 vs. Miami
53t Darrell Stuckey, Dec. 7, 2014 vs. New England
53 Henry Rolling, Oct. 6, 1991 at L.A. Raiders

OPPONENT

68 A.J. Duhe, Oct. 15, 1978 vs. Miami
65t Tony Carter, Oct. 15, 2012 vs. Denver
64t Tyvon Branch, Oct. 10, 2010 at Oakland
63t Joey Browner, Sept. 2, 1984 at Minnesota
63 Rob Ninkovich, Oct. 24, 2010 vs. N.E.
62 Carlton Gray, Oct. 27, 1996 at Seattle
59t George Atkinson, Nov. 25, 1973 at Oakland
56t Ifeadi Odenigbo, Dec. 15, 2019 vs. Minnesota
55t Robert Lyles, Dec. 6, 1987 at Houston
54t Mike Montgomery, Nov. 5, 1972 vs. Dallas

BLOCKED PUNT RETURNS

CHARGERS

35t Bob Zeman, Oct. 7, 1961 at Boston
21t Derrie Nelson, Nov. 13, 1983 vs. Dallas
19 Pete Lazetich, Sept. 24, 1972 vs. Denver
5 Gene Selawski, Oct. 22, 1961 at Oakland
4 Wayne Davis, Nov. 17, 1985 at Denver
3 Steve Heiden, Dec. 17, 2000 at Carolina
0t Jacob Hester, Oct. 25, 2009 at Kansas City
Darryll Lewis, Sept. 26, 1999 vs. Indianapolis
0s Carlos Polk, Sept. 22, 2002 at Arizona
0 Corey Lynch, Sept. 10, 2012 at Oakland

OPPONENT

37t Frank Warren, Nov. 17, 1991 vs. New Orleans
29t Adam Hayward, Nov. 11, 2012 at Tampa Bay
16 Randy McClanahan, Sept. 18, 1977 at Oak.
15 Walt Landers, Sept. 24, 1978 vs. Green Bay
14 Glen Cadrez, Oct. 13, 2002 vs. Kansas City
9 Tyrone Braxton, Oct. 2, 1988 vs. Denver
5t Hiram Eugene, Oct. 10, 2010 at Oakland
2t Jerry Robinson, Nov. 20, 1986 vs. L.A. Raiders
0s Nick Schommer, Oct. 31, 2010 vs. Tennessee
Rock Cartwright, Oct. 10, 2010 at Oakland

BLOCKED FIELD GOAL RETURNS

CHARGERS

72t Leslie "Speedy" Duncan, Nov. 23, 1967 vs. Den.
35 Tom Day, Oct. 15, 1967 vs. Kansas City
28 Jim Tolbert, Nov. 15, 1971 vs. St. Louis
27 Kenny Graham, Nov. 15, 1964 at Kansas City
25 Jeff Staggs, Oct. 25, 1970 vs. Houston Oilers

OPPONENT

66 Tommy Casanova, Sept. 22, 1974 at Cin.
65t Matt Ware, Oct. 23, 2005 at Philadelphia
60 Louis Wright, Nov. 17, 1985 at Denver
54t Doug Evans, Dec. 17, 2000 at Carolina
44t Devin McCourty, Dec. 6, 2020 vs. N.E.
42t Ray McElroy, Oct. 26, 1997 vs. Indianapolis
28 John Barmlett, Nov. 27, 1966 vs. Denver
17 Charlie West, Dec. 5, 1971 vs. Minnesota
Mike Statton, Oct. 1, 1967 vs. Buffalo
16 Daniel Thomas, Oct. 25, 2020 vs. Jax.
Fletcher Smith, Oct. 15, 1967 vs. Kansas City

MISSED FIELD GOAL RETURNS

CHARGERS

109t Antonio Cromartie, Nov. 4, 2007 at Min.

INDIVIDUAL POSTSEASON RECORDS

*NFL Record

SCORING

Most Points, Career

- 42 Nate Kaeding, 2004-09
- 37 Rolf Benirschke, 1977-86
- 30 John Carney, 1990-2000

Most Points, Game

- 15 Michael Badgley, AFC Wild Card, Jan. 6, 2019, at Baltimore
- 12 (8x) Last: Keenan Allen, AFC Divisional, Jan. 12, 2014 at Denver
- 11 Rolf Benirschke, AFC Divisional, Jan. 2, 1982 at Miami

Most Touchdowns, Career

- 4 Darren Sproles, 2005-09
- LaDainian Tomlinson, 2001-09
- Kellen Winslow, 1979-87
- Charlie Joiner, 1976-86
- 3 (4x) Last: Keenan Allen, 2013-22
- 2 (6x) Last: Antonio Gates, 2003-18

Most Touchdowns, Game

- 2 (7x) Last: Keenan Allen, AFC Divisional, Jan. 12, 2014 at Denver
- 1 (52x) Last: Antonio Gates, AFC Divisional, Jan. 13, 2019 at New England

Most Points After Touchdown, Career

- 18 Nate Kaeding, 2004-09
- Rolf Benirschke, 1977-86
- 9 John Carney, 1990-2000
- 6 George Blair, 1961-64

Most Points After Touchdown, Game

- 6 George Blair, AFL Championship, Jan. 5, 1964 vs. Boston
- 5 Rolf Benirschke, AFC Divisional, Jan. 2, 1982 at Miami
- 4 (2x) Last: Nate Kaeding, AFC Divisional, Jan. 13, 2008 at Indianapolis

Most Two-Point Conversions, Game

- 1 (4x) Last: Keenan Allen, AFC Divisional, Jan. 13, 2019 at New England

FIELD GOALS

Most, Career

- 8 Nate Kaeding, 2004-09
- 7 John Carney, 1990-2000
- Rolf Benirschke, 1977-86
- 5 Michael Badgley, 2018

Most, Game

- 5 Michael Badgley, AFC Wild Card, Jan. 6, 2019 at Baltimore
- 4 Nate Kaeding, AFC Championship, Jan. 20, 2008 at New England
- 3 Ben Agajanian, AFL Championship, Jan. 1, 1961 vs. Houston Oilers

Longest

- 54 John Carney, AFC Wild Card, Dec. 31, 1995 vs. Indianapolis
- 53 Michael Badgley, AFC Wild Card, Jan. 6, 2019 at Baltimore
- 47 Michael Badgley, AFC Wild Card, Jan. 6, 2019 at Baltimore

RUSHING

Most Attempts, Career

- 111 Chuck Muncie, 1980-84
- 96 LaDainian Tomlinson, 2001-09
- 63 Natrone Means, 1993-95, 98-99

Most Attempts, Game

- 26 LaDainian Tomlinson, AFC Wild Card, Jan. 8, 2005 vs. New York Jets
- 25 Chuck Muncie, AFC First Round, Jan. 9, 1983 at Pittsburgh
- 24 (2x) Last: Natrone Means, AFC Divisional, Jan. 8, 1995 vs. Miami

Most Yards, Career

- 510 Chuck Muncie, 1980-84
- 380 Paul Lowe, 1960-68
- 327 LaDainian Tomlinson, 2001-09

Most Yards, Game

- 206 Keith Lincoln, AFL Championship, Jan. 5, 1964 vs. Boston
- 165 Paul Lowe, AFL Championship, Jan. 1, 1961 at Houston Oilers
- 139 Natrone Means, AFC Divisional, Jan. 8, 1995 vs. Miami

Most Touchdowns, Career

- 4 LaDainian Tomlinson, 2001-09
- 3 Chuck Muncie, 1980-84
- 2 (5x) Last: Melvin Gordon, 2015-19

Most Touchdowns, Game

- 1 (24x) Last: Melvin Gordon, AFC Divisional, Jan. 13, 2019 at New England

Longest Run

- 67t Keith Lincoln, AFL Championship, Jan. 5, 1964 vs. Boston
- 58t Ronnie Brown, AFC Wild Card, Jan. 5, 2014 at Cincinnati
- Paul Lowe, AFL Championship, Jan. 5, 1964 vs. Boston
- 56t Keith Lincoln, AFL Championship, Jan. 5, 1964 vs. Boston

PASSING

Most Attempts, Career

- 355 Philip Rivers 2004-19
- 286 Dan Fouts 1973-87
- 228 Stan Humphries 1992-97

Most Completions, Career

- 211 Philip Rivers, 2004-19
- 159 Dan Fouts, 1973-1987
- 118 Stan Humphries, 1992-97

Highest Completion Pct., Career (min. 40 att.)

- 73.8 Drew Brees, 2001-04
- 59.4 Philip Rivers, 2004-19
- 55.6 Dan Fouts, 1973-87

Most Attempts, Game

- 53 Dan Fouts, AFC Divisional, Jan. 2, 1982 at Miami (OT)
- 51 Philip Rivers, AFC Divisional, Jan. 13, 2019 at New England
- 49 Stan Humphries, Super Bowl XXIX, Jan. 29, 1995 vs. San Francisco

Most Completions, Game

- 33 Dan Fouts, AFC Divisional, Jan. 2, 1982 at Miami (OT)
- 31 Drew Brees, AFC Wild Card, Jan. 8, 2005 vs. New York Jets
- 28 (2x) Last: Stan Humphries, AFC Wild Card, Dec. 31, 1995 vs. Ind.

Highest Completion Pct, Game (min. 10 att.)

- 75.0 Philip Rivers, AFC Wild Card, Jan. 5, 2014 at Cincinnati
- 73.8 Drew Brees, AFC Wild Card, Jan. 8, 2005 vs. New York Jets
- 73.7 Philip Rivers, AFC Divisional, Jan. 13, 2008 at Indianapolis

Most Yards, Career

- 2,656 Philip Rivers, 2004-19
- 2,125 Dan Fouts, 1973-87
- 1,347 Stan Humphries, 1992-97

Most Yards, Game

- 433 Dan Fouts, AFC Divisional, Jan. 2, 1982 at Miami (OT)
- 336 Dan Fouts, AFC Championship, Jan. 11, 1981 vs. Oakland
- 333 Dan Fouts, AFC First Round, Jan. 9, 1983 at Pittsburgh

Most Touchdowns, Career

- 14 Philip Rivers, 2004-19
- 12 Dan Fouts, 1973-87
- 6 Stan Humphries, 1992-97

Most Touchdowns, Game

- 3 (5x) Last: Philip Rivers, AFC Divisional, Jan. 13, 2019 at New England
- 2 (6x) Last: Philip Rivers, AFC Divisional, Jan. 12, 2014 at Denver
- 1 (9x) Last: Philip Rivers, AFC Wild Card, Jan. 5, 2014 at Cincinnati

Highest Passer Rating, Career (min. 40 att.)

- 101.2 Drew Brees, 2001-04
- 84.2 Philip Rivers, 2004-19
- 76.3 Tobin Rote, 1963-64

Highest Passer Rating, Game (min. 10 att.)

- 145.3 Tobin Rote, AFL Championship, Jan. 5, 1964 vs. Boston
- 133.2 Philip Rivers, AFC Divisional, Jan. 13, 2008 at Indianapolis
- 132.1 John Had, AFL Championship, Jan. 5, 1964 vs. Boston

Most Games 300 Yards or More, Career

- 5 Dan Fouts, 1973-87
- 2 Philip Rivers, 2004-19
- 1 Drew Brees, 2001-04

Most Games 400 Yards or More, Career

- 1 Dan Fouts, 1973-87

Longest Completion

- 62t Philip Rivers, AFC Divisional, Jan. 11, 2009 at Pittsburgh
- 58 Philip Rivers, AFC Divisional, Jan. 14, 2007 vs. New England
- 56t Philip Rivers, AFC Divisional, Jan. 13, 2008 at Indianapolis

Most Interceptions, Career

- 16 Dan Fouts, 1973-87
- 13 Stan Humphries, 1992-97
- 10 Philip Rivers, 2004-19

Most Interceptions, Game

- 5 Dan Fouts, AFC Second Round, Jan. 16, 1983 at Miami
- Dan Fouts, AFC Divisional, Dec. 29, 1979 vs. Houston Oilers
- 4 (3x) Last: Stan Humphries, AFC Wild Card, Dec. 31, 1995 vs. Indianapolis
- 2 (9x) Last: Philip Rivers, AFC Divisional, Jan. 17, 2010 vs. New York Jets

RECEIVING

Most Receptions, Career

- 51 Antonio Gates, 2003-18
- 39 Ronnie Harmon, 1990-95
- 30 Charlie Joiner, 1976-86

Most Receptions, Game

- 13 Kellen Winslow, AFC Divisional, Jan. 2, 1982 at Miami (OT)
- 10 Ronnie Harmon, AFC Wild Card, Dec. 31, 1995 vs. Indianapolis
- 9 (4x) Last: Eric Parker, AFC Wild Card, Jan. 8, 2005 vs. New York Jets

Most Yards, Career

- 540 Antonio Gates, 2003-18
- 539 Charlie Joiner, 1976-86
- 503 Vincent Jackson, 2005-09

Most Yards, Game

- 166 Kellen Winslow, AFC Divisional, Jan. 2, 1982 at Miami (OT)
- 142 Keenan Allen, AFC Divisional, Jan. 12, 2014 at Denver
- 133 Ronnie Harmon, AFC Wild Card, Dec. 31, 1995 vs. Indianapolis

Most Touchdowns, Career

- 4 Kellen Winslow, 1979-87
- Charlie Joiner, 1976-86
- 3 (2x) Last: Keenan Allen, 2013-22
- 2 (6x) Last: Antonio Gates, 2003-18

Most Touchdowns, Game

- 2 (4x) Last: Keenan Allen, AFC Divisional, Jan. 12, 2014 at Denver
- 1 (30x) Last: K.Allen, V.Green and A.Gates, AFC Divisional, Jan. 13, 2019 at N.E.

SCRIMMAGE YARDS

Most, Career

- 644 Chuck Muncie, 1980-84
- 540 Antonio Gates, 2003-18
- 539 Charlie Joiner, 1976-86

Most, Game

- 329 Keith Lincoln, AFL Championship, Jan. 5, 1964 vs. Boston
- 187 LaDainian Tomlinson, AFC Divisional, Jan. 14, 2007 vs. New England
- 170 Paul Lowe, AFL Championship, Jan. 1, 1961 at Houston Oilers

INTERCEPTIONS

Most Interceptions, Career

- 3 Drayton Florence, 2003-07
- Glen Edwards, 1978-81
- 2 (5x) Last: Quentin Jammer, 2002-09
- 1 (20x) Last: Adrian Phillips, 2014-19

Most Interceptions, Game

- 2 (4x) Last: Glen Edwards, AFC Divisional, Jan. 3, 1981 vs. Buffalo
- 1 (28x) Last: Adrian Phillips, AFC Wild Card, Jan. 6, 2019 at Baltimore

Most Interception Return Yards, Career

- 62 Glen Edwards, 1978-81
- 45 Bud Whitehead, 1961-68
- 40 Darren Carrington, 1991-94

Most Interception Return Yards, Game

- 45 Bud Whitehead, AFL Championship Dec. 24, 1961 vs. Houston Oilers
- 40 Darren Carrington, AFC Wild Card, Jan. 12, 1993 vs. Kansas City
- 35 Bruce Laird, AFC First Round, Jan. 9, 1983 at Pittsburgh
- Glen Edwards, AFC Divisional, Jan. 2, 1982 at Miami (OT)

Longest Interception Return

- 40 Darren Carrington, AFC Wild Card, Jan. 12, 1993 vs. Kansas City
- 30 Shareece Wright, AFC Wild Card, Jan. 5, 2014 at Cincinnati
- Antonio Cromartie, AFC Divisional, Jan. 13, 2008 at Indianapolis
- 24 Quentin Jammer, AFC Divisional, Jan. 17, 2010 vs. New York Jets

SACKS

Most, Career (since 1982)

- 3.0 Shawn Lee, 1992-95
- 2.5 Leslie O'Neal, 1992-95
- 2.0 Melvin Ingram, 2012-20
- Eric Weddle, 2007-15
- Luis Castillo, 2005-11
- Shawne Merriman, 2005-10
- Raylee Johnson, 1993-2003
- Burt Grossman, 1989-93

Most, Game (since 1982)

- 2.5 Leslie O'Neal, AFC Wild Card, Jan. 2, 1993 vs. Kansas City
- 2.0 (6x) Last: Melvin Ingram, AFC Wild Card, Jan. 6, 2019 at Baltimore
- 1.5 Steve Foley, AFC Wild Card, Jan. 8, 2005 vs. New York Jets

PUNTING

Most Punts, Career

- 52 Mike Scifres, 2003-13
- 13 John Kidd, 1990-94
- 11 Bryan Wagner, 1994

Most Punts, Game

- 7 Mike Scifres, AFC Divisional, Jan. 14, 2007 vs. New England
- John Kidd, AFC Divisional, Jan. 10, 1993 at Miami
- 6 (7x) Last: Donnie Jones, AFC Divisional, Jan. 13, 2019 at New England
- 5 (5x) Last: Donnie Jones, AFC Wild Card, Jan. 6, 2019 at Baltimore

Most Yards, Career

- 2,330 Mike Scifres, 2003-13
- 589 John Kidd, 1990-94
- 474 Bryan Wagner, 1994

Most Yards, Game

- 324 John Kidd, AFC Divisional, Jan. 10, 1993 at Miami
- 316 Mike Scifres, AFC Wild Card, Jan. 3, 2009 vs. Indianapolis (OT)
- 297 Mike Scifres, AFC Wild Card, Jan. 17, 2010 vs. New York Jets

Longest Punt

- 67 Mike Scifres, AFC Wild Card, Jan. 3, 2009 vs. Indianapolis (OT)
- 66 Mike Scifres, AFC Divisional, Jan. 13, 2008 at Indianapolis
- 65 Darren Bennett, AFC Wild Card, Dec. 31, 1995 vs. Indianapolis

Highest, Career (minimum 4 punts)

- 45.3 John Kidd, 1990-94
- 44.8 Mike Scifres, 2003-13
- 43.9 John Hadl, 1962-72

Highest, Game (minimum 2 punts)

- 59.0 Mike Scifres, AFC Divisional, Jan. 13, 2008 at Indianapolis
- 54.5 Darren Bennett, AFC Wild Card, Dec. 31, 1995 vs. Indianapolis
- 52.7 Mike Scifres, AFC Wild Card, Jan. 3, 2009 vs. Indianapolis (OT)

PUNT RETURNS

Most Returns, Career

- 12 Darren Sproles, 2005-09
- 8 Mike Fuller, 1975-80
- 7 Eric Parker, 2002-06

Most Returns, Game

- 5 Eric Parker, AFC Divisional, Jan. 14, 2007 vs. New England
- 4 (2x) Last: Desmond King, AFC Wild Card, Jan. 6, 2019 at Baltimore
- 3 (6x) Last: Darren Sproles, AFC Wild Card, Jan. 3, 2009 vs. Indianapolis (OT)

Most Yards, Career

- 107 Darren Sproles, 2005-09
- 99 Mike Fuller, 1975-80
- 63 Wes Chandler, 1981-87

Most Yards, Game

- 72 Darren Sproles, AFC Wild Card, Jan. 3, 2009 vs. Indianapolis (OT)
- 56 Wes Chandler, AFC Divisional, Jan. 2, 1982 at Miami (OT)
- 46 Desmond King, AFC Wild Card, Jan. 6, 2019 at Baltimore

Longest Return

- 56t Wes Chandler, AFC Divisional, Jan. 2, 1982 at Miami (OT)
- 33 Desmond King, AFC Wild Card, Jan. 6, 2019 at Baltimore

Most Touchdowns, Career

- 1 Wes Chandler, 1981-87

KICKOFF RETURNS

Most Returns, Career

- 21 Darren Sproles, 2005-09
- Andre Coleman, 1994-96
- 17 James Brooks, 1981-83
- 8 Hank Bauer, 1977-82

Most Returns, Game

- 8 Andre Coleman, Super Bowl XXIX, Jan. 29, 1995 vs. San Francisco
- 6 Andre Coleman, AFC Wild Card, Dec. 31, 1995 vs. Indianapolis
- 5 (4x) Last: Desmond King, AFC Divisional, Jan. 13, 2019 at New England

Most Yards, Career

- 537 Darren Sproles, 2005-09
- 483 Andre Coleman, 1994-96
- 276 James Brooks, 1981-83

Most Yards, Game

- 242 Andre Coleman, Super Bowl XXIX, Jan. 29, 1995 vs. San Francisco
- 164 Darren Sproles, AFC Divisional, Jan. 11, 2009 at Pittsburgh
- 147 Leslie "Speedy" Duncan, AFL Championship, Dec. 26, 1964 at Buffalo

Longest Return

- 98t Andre Coleman, Super Bowl XXIX, Jan. 29, 1995 vs. San Francisco
- 72 Desmond King, AFC Wild Card, Jan. 6, 2019 at Baltimore
- 63 Darren Sproles, AFC Divisional, Jan. 11, 2009 at Pittsburgh

Most Touchdowns, Career

- 1 Andre Coleman, 1994-96

SERVICE

Most Games

- 12 Antonio Gates, 2003-18
- David Binn, 1994-2010
- 11 Philip Rivers, 2004-19
- 10 Nick Hardwick, 2004-13
- Mike Scifres, 2004-13

TEAM POSTSEASON RECORDS

*NFL Record

POINTS

Most, Quarter

- 24 AFC Divisional, Jan. 2, 1982 at Miami (1st Q)
- 21 AFL Championship, Jan. 5, 1964 vs. Boston (1st Q)
- 17 AFC Divisional, Jan. 12, 2014 at Den. (4th Q)

Most, Quarter, Opponent

- 21 AFC Divisional, Jan. 13, 2019 at New England (2nd Q)
- AFC Divisional, Jan. 10, 1993 at Mia. (2nd Q)
- AFC Championship, Jan. 11, 1981 vs. Oakland (1st Q)
- 20 AFC Second Round, Jan. 16, 1983 at Miami (2nd Q)

Most Quarter, Both Teams

- 33 AFC Second Round, Jan. 16, 1983 at Miami (2nd Q)
- 28 (4x) Last: AFC Divisional, Jan. 11, 2009 at Pittsburgh (4th Q)
- 25 AFC Wild Card, Jan. 6, 2019 at Bal. (4th Q)

Most, Game

- 51 AFL Championship, Jan. 5, 1964 vs. Boston
- 41 AFC Divisional, Jan. 2, 1982 at Miami (OT)
- 31 AFC First Round, Jan. 9, 1983 at Pittsburgh
- 49 Super Bowl XXIX, Jan. 29, 1995 vs. S.F.
- 41 AFC Divisional, Jan. 13, 2019 at New England
- 38 AFC Divisional, Jan. 2, 1982 at Miami (OT)

Most, Game, Opponent

- 79 AFC Divisional, Jan. 2, 1982 at Miami (OT)
- 75 Super Bowl XXIX, Jan. 29, 1995 vs. S.F.
- 69 AFC Divisional, Jan. 13, 2019 at New England

Fewest, Game

- 0 AFC Divisional, Jan. 10, 1993 at Miami
- AFL Championship, Dec. 26, 1965 vs. Buffalo
- 3 AFL Championship, Dec. 24, 1961 vs. Houston Oilers
- 7 (2x) Last: AFC Championship, Jan. 10, 1982 at Cincinnati

Fewest, Game, Opponent

- 0 AFC Wild Card, Jan. 2, 1993 vs. Kansas City
- 6 AFC Wild Card, Jan. 6, 2008 vs. Tennessee
- 10 (3x) Last: AFC Wild Card, Jan. 5, 2014 at Cincinnati

Fewest, Game, Both Teams

- 13 AFL Championship, Dec. 24, 1961 vs. Houston Oilers
- 17 AFC Wild Card, Jan. 2, 1993 vs. Kansas City
- 23 (2x) Last: AFC Wild Card, Jan. 6, 2008 vs. Tennessee

TOUCHDOWNS

Most, Game

- 7 AFL Championship, Jan. 5, 1964 vs. Boston
- 5 AFC Divisional, Jan. 2, 1982 at Miami (OT)
- 4 (3x) Last: AFC Divisional, Jan. 13, 2019 at New England

Most, Game, Opponent

- 7 Super Bowl XXIX, Jan. 29, 1995 vs. S.F.
- 5 (4x) Last: AFC Divisional, Jan. 13, 2019 at New England
- 4 (4x) Last: AFC Divisional, Jan. 10, 1993 at Miami

Most, Game, Both Teams

- 10 Super Bowl XXIX, Jan. 29, 1995 vs. S.F.
- AFC Divisional, Jan. 2, 1982 at Miami (OT)
- 9 AFC Divisional, Jan. 13, 2019 at New England
- 8 (3x) Last: AFC Divisional, Jan. 11, 2009 at Pittsburgh

POINTS AFTER TOUCHDOWN

Most, Game

- 6 AFL Championship, Jan. 5, 1964 vs. Boston
- 5 AFC Divisional, Jan. 2, 1982 at Miami (OT)
- 4 (2x) Last: AFC Divisional, Jan. 13, 2008 at Indianapolis

Most, Game, Opponent

- 7 Super Bowl XXIX, Jan. 29, 1995 vs. S.F.
- 5 (4x) Last: AFC Divisional, Jan. 13, 2019 at New England
- 4 (4x) Last: AFC Divisional, Jan. 10, 1993 at Miami

Most, Game, Both Teams

- 10 Super Bowl XXIX, Jan. 29, 1995 vs. S.F.
- AFC Divisional, Jan. 2, 1982 at Miami (OT)
- 8 (2x) Last: AFC Divisional, Jan. 11, 2009 at Pittsburgh
- 7 (5x) Last: AFC Divisional, Jan. 13, 2019 at New England

Most Two-Point Conversions, Game

- 2 Super Bowl XXIX, Jan. 29, 1995 vs. S.F.

Most Two-Point Conversions, Game, Opponent

- 1 AFC Divisional, Jan. 14, 2007 vs. N.E.

FIELD GOALS

Most, Game

- 5 AFC Wild Card, Jan. 6, 2019 at Baltimore
- 3 AFL Championship, Jan. 1, 1961 at Houston Oilers
- 2 (6x) Last: AFC Wild Card, Jan. 5, 2014 at Cincinnati

Most, Game, Opponent

- 4 AFC Championship, Jan. 20, 2008 at N.E.
- 3 (2x) Last: AFC Divisional, Jan. 14, 2007 at New England
- 2 (7x) Last: AFC Divisional, Jan. 13, 2019 at New England

Most, Game, Both Teams

- 6 AFC Wild Card, Jan. 6, 2019 at Baltimore
- 4 (3x) Last: AFC Championship, Jan. 20, 2008 at New England
- 3 (7x) Last: AFC Wild Card, Jan. 5, 2014 at Cincinnati

FIRST DOWNS

Most, Game

- 33 AFC Divisional, Jan. 2, 1982 at Miami (OT)
- 29 AFC First Round, Jan. 9, 1983 at Pittsburgh
- 28 AFC Divisional, Jan. 8, 1995 vs. Miami

Most, Game, Opponent

- 30 AFC Divisional, Jan. 13, 2019 at New England
- 29 AFC Second Round, Jan. 16, 1983 at Miami
- 28 Super Bowl XXIX, Jan. 29, 1995 vs. S.F.

Most, Game, Both Teams

- 58 AFC Divisional, Jan. 2, 1982 at Miami (OT)
- 55 AFC First Round, Jan. 9, 1983 at Pittsburgh
- 52 AFC Divisional, Jan. 13, 2019 at New England

Fewest, Game

- 10 AFC Divisional, Jan. 10, 1993 at Miami
- 12 AFL Championship, Dec. 26, 1965 vs. Buffalo
- 13 (2x) Last: AFC Divisional, Jan. 12, 2014 at Denver

Fewest, Game, Opponent

- 11 AFC Wild Card, Jan. 6, 2019 at Baltimore
- 14 (3x) Last: AFC Divisional, Jan. 17, 2010 vs. New York Jets
- 15 (2x) Last: AFC Wild Card, Jan. 6, 2008 vs. Tennessee

Fewest, Game, Both Teams

- 25 AFC Wild Card, Jan. 6, 2019 at Baltimore
- 26 AFL Championship, Dec. 26, 1965 vs. Buffalo
- 28 AFC Divisional, Jan. 10, 1993 at Miami

FIRST DOWNS RUSHING

Most, Game

- 12 AFC Divisional, Jan. 14, 2007 at N.E.
- AFC Divisional, Jan. 8, 1995 vs. Miami
- 11 (5x) Last: AFC Wild Card, Jan. 3, 2009 vs. Indianapolis (OT)
- 10 AFC Divisional, Jan. 2, 1982 at Miami (OT)

Most, Game, Opponent

- 15 AFC Second Round, Jan. 16, 1983 at Miami
- 13 (2x) Last: AFC Divisional, Jan. 12, 2014 at Denver
- 12 (2x) Last: AFC Divisional, Jan. 11, 2009 at Pittsburgh

Most, Game, Both Teams

- 20 AFC Second Round, Jan. 16, 1983 at Miami
- 19 (2x) Last: AFC Wild Card, Jan. 5, 2014 at Cincinnati
- 17 (3x) Last: AFC Championship, Jan. 20, 2008 at New England

Fewest, Game

- 1 (2x) Last: AFC Divisional, Jan. 12, 2014 at Denver
- 2 (2x) Last: AFC Divisional, Jan. 13, 2019 at New England
- 3 (2x) Last: AFC Wild Card, Jan. 6, 2019 at Baltimore

Fewest, Game, Opponent

- 2 AFC Divisional, Jan. 8, 1995 vs. Miami
- 3 (3x) Last: AFC Divisional, Jan. 14, 2007 at New England
- 4 (5x) Last: AFC Wild Card, Jan. 6, 2019 at Baltimore

Fewest, Game, Both Teams

- 7 AFC Wild Card, Jan. 6, 2019 at Baltimore
- 8 (3x) Last: AFC Divisional, Jan. 17, 2010 vs. New York Jets
- 9 AFL Championship, Dec. 26, 1965 vs. Buffalo

FIRST DOWNS PASSING

Most, Game

- 21 AFC Divisional, Jan. 2, 1982 at Miami (OT)
- 20 AFC Wild Card, Dec. 31, 1995 vs. Indianapolis
- 19 AFC First Round, Jan. 9, 1983 at Pittsburgh

Most, Game, Opponent

- 21 AFC Divisional, Jan. 13, 2008 at Indianapolis
- AFC Divisional, Jan. 2, 1982 at Miami (OT)
- 20 AFC Wild Card, Jan. 5, 2014 at Cincinnati
- 19 AFC First Round, Jan. 9, 1983 at Pittsburgh

Most, Game, Both Teams

- 42 AFC Divisional, Jan. 2, 1982 at Miami (OT)
- 38 AFC First Round, Jan. 9, 1983 at Pittsburgh
- 35 AFC Divisional, Jan. 13, 2008 at Indianapolis

Fewest, Game

- 7 (5x) Last: AFC Divisional, Jan. 10, 1993 at Miami
- 8 (3x) Last: AFC Wild Card, Jan. 6, 2019 at Baltimore
- 9 (4x) Last: AFC Wild Card, Jan. 5, 2014 at Cincinnati

Fewest, Game, Opponent

- 5 AFC Divisional, Dec. 29, 1979 vs. Houston Oilers
- 6 AFC Divisional, Jan. 17, 2010 vs. N.Y. Jets
- 7 AFC Wild Card, Jan. 6, 2019 at Baltimore

Fewest, Game, Both Teams

- 15 (2x) Last: AFC Wild Card, Jan. 6, 2019 at Baltimore
- 16 (3x) Last: AFC Divisional, Jan. 10, 1993 at Miami
- 17 (2x) Last: AFC Wild Card, Jan. 2, 1993 vs. K.C.

TOTAL NET YARDS GAINED

Most, Game

- 601 AFL Championship, Jan. 5, 1964 vs. Boston
- 564 AFC Divisional, Jan. 2, 1982 at Miami (OT)
- 479 AFC First Round, Jan. 9, 1983 at Pittsburgh

Most, Game, Opponent

- 498 AFC Divisional, Jan. 13, 2019 at New England
- 466 AFC Divisional, Jan. 2, 1982 at Miami (OT)
- 449 Super Bowl XXIX, Jan. 29, 1995 vs. S.F.

Most, Game, Both Teams

- 1,030 AFC Divisional, Jan. 2, 1982 at Miami (OT)
- 901 AFC First Round, Jan. 9, 1983 at Pittsburgh
- 862 AFL Championship, Jan. 5, 1964 vs. Boston

NET YARDS GAINED RUSHING

Most, Game

- 309 AFL Championship, Jan. 5, 1964 vs. Boston
- 202 AFC Wild Card, Jan. 8, 1995 vs. Miami
- 196 AFC Wild Card, Jan. 5, 2014 at Cincinnati

Most, Game, Opponent

- 219 AFL Championship, Dec. 26, 1964 vs. Buffalo
- 214 AFC Second Round, Jan. 16, 1983 at Miami
- 178 AFC Wild Card, Dec. 31, 1995 vs. Indianapolis

Most, Game, Both Teams

- 384 AFL Championship, Jan. 5, 1964 vs. Boston
- 343 AFL Championship, Dec. 26, 1964 vs. Buffalo
- 323 AFC Wild Card, Dec. 31, 1995 vs. Indianapolis

NET YARDS GAINED PASSING

Most, Game

- 415 AFC Divisional, Jan. 2, 1982 at Miami (OT)
- 351 AFC Championship, Jan. 11, 1981 vs. Oakland
- 333 AFC First Round, Jan. 9, 1983 at Pittsburgh

Most, Game, Opponent

- 402 AFC Divisional, Jan. 13, 2008 at Indianapolis
- 388 AFC Divisional, Jan. 2, 1982 at Miami (OT)
- 349 AFC Championship, Jan. 15, 1995 at Pit.

Most, Game, Both Teams

- 803 AFC Divisional, Jan. 2, 1982 at Miami (OT)
- 714 AFC Divisional, Jan. 13, 2008 at Indianapolis
- 659 AFC Divisional, Jan. 13, 2019 at New England



LEAGUE STATS

LOS ANGELES CHARGERS / WEEK 13 / THROUGH MONDAY, DECEMBER 5, 2022

WON 6, LOST 6		* RUSHING		No.	Yds	Avg	Long	TD					
09/11	W 24-19	Las Vegas	70,240	Ekeler	138	589	4.3	71 7					
09/15	L 24-27	at Kansas City	73,461	Kelley	32	138	4.3	16 1					
09/25	L 10-38	Jacksonville	67,964	Herbert	41	135	3.3	23 0					
10/02	W 34-24	at Houston	69,071	Michel	36	106	2.9	12 0					
10/09	W 30-28	at Cleveland	67,431	Spiller	18	41	2.3	11 0					
10/17	W 19-16 OT	Denver	70,240	Horvath	4	8	2.0	3 0					
10/23	L 23-37	Seattle	70,240	Palmer	1	4	4.0	4 0					
11/06	W 20-17	at Atlanta	69,299	Everett	1	0	0.0	0 0					
11/13	L 16-22	at San Francisco	71,709	Carter	1	-5	-5.0	-5 0					
11/20	L 27-30	Kansas City	70,240	TEAM	272	1016	3.7	71 8					
11/27	W 25-24	at Arizona	63,628	OPPONENTS	335	1819	5.4	75t 13					
12/04	L 20-27	at Las Vegas	62,123	* RECEIVING	No.	Yds	Avg	Long	TD				
12/11		Miami		Ekeler	85	564	6.6	23 5					
12/18		Tennessee		Palmer	57	612	10.7	50t 3					
12/26		at Indianapolis		Everett	43	462	10.7	26 2					
01/01		L.A. Rams		Carter	39	466	11.9	35 3					
01/08		at Denver		Williams	38	510	13.4	50 3					
		LA-C	Opp.	Allen	22	308	14.0	46 2					
TOTAL FIRST DOWNS	245	243	Bandy	10	89	8.9	25 0						
Rushing	59	84	Kelley	9	72	8.0	22 0						
Passing	164	141	Michel	9	53	5.9	9 0						
Penalty	22	18	McKitty	8	57	7.1	12 0						
3rd Down: Made/Att	76/181	63/144	Horvath	5	8	1.6	5 2						
3rd Down Pct.	42.0	43.8	Parham	3	53	17.7	24 0						
4th Down: Made/Att	11/24	4/10	Spiller	3	13	4.3	8 0						
4th Down Pct.	45.8	40.0	Smartt	3	9	3.0	6 0						
POSSESSION AVG.	29:31	30:29	Guyton	2	64	32.0	54 0						
TOTAL NET YARDS	4214	4460	Herbert	2	-10	-5.0	-2 0						
Avg. Per Game	351.2	371.7	Moore	1	5	5.0	5 0						
Total Plays	811	736	Rodgers	1	4	4.0	4 0						
Avg. Per Play	5.2	6.1	TEAM	340	3339	9.8	54 20						
NET YARDS RUSHING	1016	1819	OPPONENTS	241	2805	11.6	58 20						
Avg. Per Game	84.7	151.6	* INTERCEPTIONS	No.	Yds	Avg	Long	TD					
Total Rushes	272	335	Callahan	3	37	12.3	26t 1						
NET YARDS PASSING	3198	2641	Adderley	1	30	30.0	30 0						
Avg. Per Game	266.5	220.1	Tranquill	1	20	20.0	20 0						
Sacked/Yards Lost	27/141	22/164	Gilman	1	18	18.0	18 0						
Gross Yards	3339	2805	Murray	1	16	16.0	16 0						
Att./Completions	512/340	379/241	James	1	0	0.0	0 0						
Completion Pct.	66.4	63.6	Samuel Jr.	1	0	0.0	0 0						
Had Intercepted	7	9	TEAM	9	121	13.4	30 1						
PUNTS/AVERAGE	49/43.4	39/48.7	OPPONENTS	7	132	18.9	99t 1						
NET PUNTING AVG.	49/41.8	39/43.2	* PUNTING	No.	Yds	Avg	Net	TB	In	Lg	B		
PENALTIES/YARDS	59/462	60/581	Scott	49	2126	43.4	41.8	1	20	54 0			
FUMBLES/BALL LOST	13/6	15/8	TEAM	49	2126	43.4	41.8	1	20	54 0			
TOUCHDOWNS	29	34	OPPONENTS	39	1898	48.7	43.2	2	15	74 0			
Rushing	8	13	* PUNT RETURNS	Ret	FC	Yds	Avg	Long	TD				
Passing	20	20	Carter	15	10	175	11.7	23 0					
Returns	1	1	TEAM	15	10	175	11.7	23 0					
* SCORE BY PERIODS	Q1	Q2	Q3	Q4	OT	PTS	OPPONENTS	15	21	58	3.9	15 0	
TEAM	40	139	33	57	3	272	* KICKOFF RETURNS	No.	Yds	Avg	Long	TD	
OPPONENTS	70	81	76	82	0	309	Carter	25	480	19.2	33 0		
* SCORING	TD-Ru-Pa-Rt	K-PAT	FG	S	PTS	Kelley	1	15	15.0	15 0			
Ekeler	12	7	5	0	0	72	TEAM	26	495	19.0	33 0		
Dicker LG	0	0	0	12/12	12/13	0	48	OPPONENTS	11	227	20.6	29 0	
Dicker TM	0	0	0	10/10	10/11	0	40	* FIELD GOALS	1-19	20-29	30-39	40-49	50+
Hopkins	0	0	0	12/12	9/10	0	39	Dicker LG	0/0	4/4	4/4	4/4	0/1
Carter	3	0	3	0	0	18	Dicker TM	0/0	3/3	4/4	3/3	0/1	
Palmer	3	0	3	0	0	18	Hopkins	0/0	2/2	6/6	1/2	0/0	
Williams	3	0	3	0	0	18	Bertolet LG	0/0	3/3	0/0	0/0	0/0	
Bertolet LG	0	0	0	6/6	3/3	0	15	Bertolet TM	0/0	3/3	0/0	0/0	0/0
Bertolet TM	0	0	0	6/6	3/3	0	15	TEAM	0/0	8/8	10/10	4/5	0/1
Everett	2	0	2	0	0	14	OPPONENTS	1/1	10/10	4/4	4/7	5/8	
Allen	2	0	2	0	0	12	Dicker, Phi.-LA-C:	(())(())(())(42G,23G)(())(())					
Horvath	2	0	2	0	0	12	(31G,37G)(47G,25G,40G)(46G,21G)(26G)(37G,34G,						
Callahan	1	0	0	1	0	6	52N)						
Kelley	1	1	0	0	0	6	Dicker, LA-C:	(())(())(())(())(31G,37G)(47G,25G,					
Joseph-Day	0	0	0	0	1	2	40G)(46G,21G)(26G)(37G,34G,52N)						
TEAM	29	8	20	1	28/28	22/24	1	272	Hopkins:	(43G,49N)(31G)(25G)(23G,37G)(())(37G,31G,			
OPPONENTS	34	13	20	1	31/32	24/30	0	309	35G,39G)(())(())(())				
2-Pt Conv: Everett, TM 1-1, OPP 1-2									Bertolet:	(())(())(28G,25G,27G)(())(())(())(())			
SACKS: Mack 7, James 4, Tranquill 3, Fox 2.5,									TM:	(43G,49N)(31G)(25G)(23G,37G)(28G,25G,27G)			
Bosa 1.5, M. Davis 1, A. Johnson 1,										(37G,31G,35G,39G)(())(31G,37G)(47G,25G,40G)(46G,			
Joseph-Day 1, Tillery TM 1, TM 22, OPP 27										21G)(26G)(37G,34G,52N)			
FUM/LOST: Herbert 5/2, Ekeler 4/2,										OPP: (23G,55G)(19G,31G)(22G,23G,23G)(46N,40G)			
Allen 1/1, Carter 1/1, McKitty 1/0,										(45N,54N)(51G,27G,48G)(46G,34G,50G)(29G,50N)			
Palmer 1/0										(20G,26G,20G)(33G,52G,30G)(43G,49N)(55G,52B,25G)			
* PASSING	Att	Cmp	Yds	Cmp%	Yds/Att	TD	TD%	Int	Int%	Long	Sack/Lost	Rating	
Herbert	510	340	3339	66.7	6.55	20	3.9	7	1.4	54	26/140	92.3	
Daniel	2	0	0	0.0	0.00	0	0.0	0	0.0	---	1/1	39.6	
TEAM	512	340	3339	66.4	6.52	20	3.9	7	1.4	54	27/141	91.9	
OPPONENTS	379	241	2805	63.6	7.40	20	5.3	9	2.4	58	22/164	93.6	

MIAMI DOLPHINS / WEEK 13 / THROUGH MONDAY, DECEMBER 5, 2022

WON 8, LOST 4			* RUSHING	No.	Yds	Avg	Long	TD
09/11 W 20-7	New England	65,786	J. Wilson LG	132	680	5.2	41	4
09/18 W 42-38	at Baltimore	70,582	J. Wilson TM	40	212	5.3	28	2
09/25 W 21-19	Buffalo	66,206	Mostert	125	573	4.6	25	3
09/29 L 15-27	at Cincinnati	67,260	Edmonds TM	42	120	2.9	28	2
10/09 L 17-40	at N.Y. Jets	82,500	Tagovailoa	19	35	1.8	18	0
10/16 L 16-24	Minnesota	66,100	Hill	6	30	5.0	10	0
10/23 W 16-10	Pittsburgh	66,224	Gaskin	10	26	2.6	10	0
10/30 W 31-27	at Detroit	61,447	Bridgewater	2	21	10.5	11	0
11/06 W 35-32	at Chicago	62,377	Waddle	2	17	8.5	9	0
11/13 W 39-17	Cleveland	66,563	Thompson	10	14	1.4	9	0
11/27 W 30-15	Houston	66,205	Ahmed	4	13	3.3	7	0
12/04 L 17-33	at San Francisco	71,732	C. Wilson	1	8	8.0	8	0
12/11	at L.A. Chargers		Ingold	5	6	1.2	2	1
12/17	at Buffalo		Smythe	2	1	0.5	1t	1
12/25	Green Bay		Fejedelem	1	0	0.0	0	0
01/01	at New England		TEAM	269	1076	4.0	28	9
01/08	N.Y. Jets		OPPONENTS	304	1326	4.4	79t	13

Miami		Opp.	* RECEIVING	No.	Yds	Avg	Long	TD			
TOTAL FIRST DOWNS	255	241	Hill	96	1379	14.4	64	5			
Rushing	61	76	Waddle	57	972	17.1	59	6			
Passing	173	139	Sherfield	25	355	14.2	75t	2			
Penalty	21	26	Gesicki	24	269	11.2	30	4			
3rd Down: Made/Att	53/137	66/158	Mostert	17	119	7.0	18	1			
3rd Down Pct.	38.7	41.8	J. Wilson LG	16	149	9.3	16	1			
4th Down: Made/Att	8/17	11/23	J. Wilson TM	6	58	9.7	14	1			
4th Down Pct.	47.1	47.8	Ingold	14	98	7.0	17	1			
POSSESSION AVG.	29:15	30:45	Edmonds TM	10	96	9.6	15	1			
TOTAL NET YARDS	4562	4128	C. Wilson	9	96	10.7	20	0			
Avg. Per Game	380.2	344.0	Smythe	9	75	8.3	19	1			
Total Plays	725	762	Cracraft	8	97	12.1	22	2			
Avg. Per Play	6.3	5.4	Gaskin	4	28	7.0	16	0			
NET YARDS RUSHING	1076	1326	B. Sanders	2	17	8.5	13	0			
Avg. Per Game	89.7	110.5	TEAM	281	3659	13.0	75t	24			
Total Rushes	269	304	OPPONENTS	290	3020	10.4	79	19			
NET YARDS PASSING	3486	2802	* INTERCEPTIONS	No.	Yds	Avg	Long	TD			
Avg. Per Game	290.5	233.5	Holland	2	64	32.0	33	0			
Sacked/Yards Lost	26/173	29/218	Van Ginkel	1	23	23.0	23	0			
Gross Yards	3659	3020	McKinley	1	17	17.0	17	0			
Att./Completions	430/281	429/290	Bethel	1	11	11.0	11	0			
Completion Pct.	65.3	67.6	Howard	1	0	0.0	0	0			
Had Intercepted	10	7	Igbinoghene	1	0	0.0	0	0			
PUNTS/AVERAGE	41/46.8	47/43.3	TEAM	7	115	16.4	33	0			
NET PUNTING AVG.	41/39.8	47/41.2	OPPONENTS	10	83	8.3	46	0			
PENALTIES/YARDS	75/600	54/575	* PUNTING	No.	Yds	Avg	Net	TB	In	Lg	B
FUMBLES/BALL LOST	10/5	14/5	Morstead	41	1918	46.8	39.8	2	14	66	0
TOUCHDOWNS	36	34	TEAM	41	1918	46.8	39.8	2	14	66	0
Rushing	9	13	OPPONENTS	47	2035	43.3	41.2	0	21	73	1
Passing	24	19	* PUNT RETURNS	Ret	FC	Yds	Avg	Long	TD		
Returns	3	2	C. Wilson	10	8	84	8.4	15	0		

* SCORE BY PERIODS	Q1	Q2	Q3	Q4	OT	PTS	Holland
TEAM	64	114	57	64	0	299	Hill
OPPONENTS	60	103	40	86	0	289	Waddle

* SCORING	TD	Ru	Pa	Rt	K-PAT	FG	S	PTS	TEAM
J. Sanders	0	0	0	0	32/35	17/21	0	83	OPPONENTS
Waddle	6	0	6	0	0	0	36	* KICKOFF RETURNS	

	No.	Yds	Avg	Long	TD
Hill	15	281	18.7	28	0
J. Wilson LG	5	4	1	0	0
J. Wilson TM	3	2	1	0	0
Gesicki	4	0	4	0	0
Mostert	4	3	1	0	0
Edmonds TM	3	2	1	0	0
Cracraft	2	0	2	0	0
Ingold	2	1	1	0	0
Sherfield	2	0	2	0	0
Smythe	2	1	1	0	0
Howard	1	0	0	1	0
Ingram	1	0	0	1	0
Van Ginkel	1	0	0	1	0
TEAM	36	9	24	3	32/35
OPPONENTS	34	13	19	2	29/30

2-Pt Conv: TM 0-1, OPP 2-4

SACKS: Chubb LG 8, Chubb TM 2.5, Ingram 6, Phillips 5, Baker 3, Roberts 2.5, Br. Jones 2, Holland 1.5, Sieler 1.5, Wilkins 1.5, Davis 1, Ogbah 1, Riley 1, Van Ginkel 0.5, TM 29, OPP 26

FUM/LOST: Tagovailoa 3/1, Thompson 2/2, J. Wilson(LG) 2/2, Hill 1/0, Holland 1/0, Hunt 1/0, B. Sanders 1/1, Waddle 1/1

* PASSING	Att	Cmp	Yds	Cmp%	Yds/Att	TD	TD%	Int	Int%	Long	Sack/Lost	Rating
Tagovailoa	317	216	2859	68.1	9.02	21	6.6	5	1.6	75t	15/ 112	112.0
Bridgewater	60	37	522	61.7	8.70	3	5.0	3	5.0	64	6/ 33	85.6
Thompson	53	28	278	52.8	5.25	0	0.0	2	3.8	30	4/ 22	52.2
C. Wilson	0	0	0	---	---	0	---	0	---	---	1/ 6	---
TEAM	430	281	3659	65.3	8.51	24	5.6	10	2.3	75t	26/ 173	100.9
OPPONENTS	429	290	3020	67.6	7.04	19	4.4	7	1.6	79	29/ 218	95.7

WEEK 13 / THROUGH MONDAY, DECEMBER 5, 2022

TEAM RANKINGS

American Football Conference

	Offense			Defense		
	Total	Rush	Pass	Total	Rush	Pass
Balt.	9	1	14	7	1	12
Buff.	2	3	3	5	3	8
Cin.	4	12	4	6	11	7
Cleve.	5	2	10	8	14	6
Denver	14	11	12	1	12	1
Hou.	16	15	15	16	16	5
Ind.	12	13	9	4	13	2
Jax	7	4	7	13	9	14
K.C.	*1	8	*1	9	4	11
L.V.	6	5	6	15	10	15
L.A.-C	8	16	5	14	15	9
Miami	3	14	2	10	6	10
N.E.	11	10	11	3	7	4
Jets	10	9	8	2	8	3
Pitt.	13	7	13	12	5	13
Tenn.	15	6	16	11	2	16

National Football Conference

	Offense			Defense		
	Total	Rush	Pass	Total	Rush	Pass
Ariz.	10	12	9	11	4	13
Atl.	14	2	15	13	9	14
Car.	15	10	14	9	11	9
Chi.	13	*1	16	10	13	7
Dallas	5	5	10	3	10	2
Det.	2	6	3	16	14	15
G.B.	6	7	8	8	15	3
Rams	16	15	12	7	2	12
Minn.	9	14	4	15	5	16
N.O.	7	13	5	6	8	6
Giants	12	4	13	12	12	10
Phil.	1	3	7	2	6	*1
S.F.	4	9	6	*1	*1	8
Sea.	3	11	2	14	16	11
T.B.	8	16	1	5	7	4
Wash.	11	8	11	4	3	5

National Football League

	Offense			Defense		
	Total	Rush	Pass	Total	Rush	Pass
Ariz.	20	21	17	21	10	24
Atl.	28	2	31	29	23	26
Balt.	14	3	26	13	2	25
Buff.	2	8	3	10	5	17
Car.	29T	17T	29	19	25	14
Chi.	23	*1	32	20	27	11
Cin.	5	26	4	12	15	16
Cleve.	6	4	19	15	22	15
Dallas	11	7	22	5	24	2
Denver	27	24	21	3	19	3
Det.	7	10	8	32	28	27
G.B.	15	12	16	18	30	5
Hou.	32	29	27	28	32	13
Ind.	25	27	18	9	21	4
Jax	12	9	14	25	13	29
K.C.	*1	17T	*1	16	6	23
L.V.	8	11	9	27	14	30
L.A.-C	13	31	6	26	29	19
Rams	31	30	25	14	4	22
Miami	4	28	2	17	9	21
Minn.	19	25	10	31	16	32
N.E.	24	23	20	7	11	9
N.O.	16	22	11	11	20	10
Giants	22	6	28	23	26	18
Jets	18	20	15	4	12	6
Phil.	3	5	13	2	17	*1
Pitt.	26	16	24	24	7	28
S.F.	10	14	12	*1	*1	12
Sea.	9	19	7	30	31	20
T.B.	17	32	5	8	18	7
Tenn.	29T	15	30	22	3	31
Wash.	21	13	23	6	8	8

T = Tied for position

* = League Leader

WEEK 13 / THROUGH MONDAY, DECEMBER 5, 2022

OFFENSE	L.V.	LA-R	Balt.	Pitt.	Clev.	Cin.	Hou.	Dal.
GAMES (Won-Lost)	5-7	3-9	8-4	5-7	5-7	8-4	1-10-1	9-3
FIRST DOWNS	245	208	252	236	264	271	197	241
Rushing	88	59	122	84	108	77	66	95
Passing	140	136	113	132	135	166	109	129
Penalty	17	13	17	20	21	28	22	17
YDS GAINED (tot)	4403	3397	4202	3796	4450	4469	3352	4271
Avg per Game	366.9	283.1	350.2	316.3	370.8	372.4	279.3	355.9
RUSHING (net)	1505	1048	1893	1404	1872	1211	1055	1751
Avg per Game	125.4	87.3	157.8	117.0	156.0	100.9	87.9	145.9
Rushes	291	282	367	330	388	308	259	369
Yards per Rush	5.2	3.7	5.2	4.3	4.8	3.9	4.1	4.7
PASSING (net)	2898	2349	2309	2392	2578	3258	2297	2520
Avg per Game	241.5	195.8	192.4	199.3	214.8	271.5	191.4	210.0
Passes Att.	428	402	359	423	391	444	407	373
Completed	267	265	230	271	248	308	249	238
Pct Completed	62.4	65.9	64.1	64.1	63.4	69.4	61.2	63.8
Yards Gained	3056	2656	2429	2599	2739	3491	2560	2614
Sacked	23	42	28	32	25	36	33	15
Yards Lost	158	307	120	207	161	233	263	94
Had intercepted	8	13	9	10	8	8	15	10
Yards Opp Ret	111	239	53	75	86	45	270	166
Opp TDs on Int	1	2	0	0	0	1	3	0
PUNTS	40	55	43	55	41	40	64	47
Avg Yards	50.0	47.6	47.0	44.4	48.5	45.0	49.0	48.8
PUNT RETURNS	21	19	14	20	24	25	24	19
Avg Return	5.5	7.4	12.4	6.3	10.5	11.2	9.6	12.4
Returned for TD	0	0	0	0	1	0	0	0
KICKOFF RETURNS	21	22	15	20	27	21	15	15
Avg Return	21.5	21.2	24.1	21.0	23.1	19.3	22.9	23.1
Returned for TD	0	0	1	0	0	0	0	0
PENALTIES	79	52	64	72	74	62	62	86
Yards Penalized	632	456	549	517	605	463	465	669
FUMBLES BY	12	12	12	13	13	8	15	8
Fumbles Lost	3	6	5	4	9	4	5	2
Opp Fumbles	12	13	16	10	17	12	17	19
Opp Fum Lost	5	5	9	3	7	6	6	11
POSS. TIME (avg)	29:55	29:59	32:21	30:49	32:02	32:05	27:56	29:03
TOUCHDOWNS	32	21	30	19	34	37	18	40
Rushing	10	9	12	10	18	12	5	19
Passing	20	12	17	8	12	25	13	18
Returns	2	0	1	1	4	0	0	3
EXTRA-PT KICKS	25/26	21/21	28/29	17/17	27/29	32/34	15/15	36/38
2-PT CONVERSIONS	0/4	0/0	1/1	2/2	1/3	2/3	0/3	0/2
FIELD GOALS/FGA	25/28	18/19	25/28	26/32	19/25	18/22	21/23	19/22
POINTS SCORED	292	201	285	213	290	312	188	333

DEFENSE	L.V.	LA-R	Balt.	Pitt.	Clev.	Cin.	Hou.	Dal.
POINTS ALLOWED	296	280	236	277	300	255	287	206
OPP FIRST DOWNS	254	225	227	238	235	217	257	227
Rushing	86	62	60	68	86	79	102	83
Passing	151	149	148	153	125	122	138	115
Penalty	17	14	19	17	24	16	17	29
OPP YARDS GAINED	4463	3995	3966	4351	4107	3960	4539	3715
Avg per Game	371.9	332.9	330.5	362.6	342.3	330.0	378.3	309.6
OPP RUSHING(net)	1366	1160	990	1290	1529	1372	2029	1557
Avg per Game	113.8	96.7	82.5	107.5	127.4	114.3	169.1	129.8
Rushes	324	295	259	315	321	314	416	339
Yards per Rush	4.2	3.9	3.8	4.1	4.8	4.4	4.9	4.6
OPP PASSING(net)	3097	2835	2976	3061	2578	2588	2510	2158
Avg per Game	258.1	236.3	248.0	255.1	214.8	215.7	209.2	179.8
Passes Att.	424	409	432	422	384	395	355	383
Completed	298	280	292	258	243	233	217	243
Pct Completed	70.3	68.5	67.6	61.1	63.3	59.0	61.1	63.4
Sacked	21	26	37	23	25	19	28	48
Yards Lost	152	180	238	142	162	126	156	322
INTERCEPTED BY	4	7	11	14	5	8	8	10
Yards Returned	117	81	86	125	12	117	136	43
Returned for TD	1	0	0	1	1	0	0	0
OPP PUNT RETURNS	19	29	18	20	17	17	33	21
Avg return	12.4	9.9	7.6	5.4	15.5	12.8	9.7	7.3
OPP KICKOFF RET	22	8	17	32	22	23	24	17
Avg return	20.3	22.1	21.1	25.3	22.3	21.5	18.2	23.7
OPP TOUCHDOWNS	35	29	25	31	33	24	31	20
Rushing	13	7	9	6	16	11	15	6
Passing	20	18	16	24	17	11	10	14
Returns	2	4	0	1	0	2	6	0

WEEK 13 / THROUGH MONDAY, DECEMBER 5, 2022

OFFENSE	Jax	Tenn.	Minn.	Det.	NY-J	Buff.	Phil.	NY-G
GAMES (Won-Lost)	4-8	7-5	10-2	5-7	7-5	9-3	11-1	7-4-1
FIRST DOWNS	252	186	258	267	216	286	279	248
Rushing	80	67	67	86	63	95	121	106
Passing	147	102	159	155	133	171	135	116
Penalty	25	17	32	26	20	20	23	26
YDS GAINED (tot)	4220	3496	4030	4429	4070	4930	4659	3961
Avg per Game	351.7	291.3	335.8	369.1	339.2	410.8	388.3	330.1
RUSHING (net)	1529	1439	1221	1524	1381	1636	1855	1796
Avg per Game	127.4	119.9	101.8	127.0	115.1	136.3	154.6	149.7
Rushes	314	346	286	341	304	321	402	387
Yards per Rush	4.9	4.2	4.3	4.5	4.5	5.1	4.6	4.6
PASSING (net)	2691	2057	2809	2905	2689	3294	2804	2165
Avg per Game	224.3	171.4	234.1	242.1	224.1	274.5	233.7	180.4
Passes Att.	420	301	460	406	433	450	361	350
Completed	275	188	299	264	251	286	245	230
Pct Completed	65.5	62.5	65.0	65.0	58.0	63.6	67.9	65.7
Yards Gained	2840	2278	3031	3028	2883	3414	2974	2376
Sacked	23	31	30	19	27	25	30	37
Yards Lost	149	221	222	123	194	120	170	211
Had intercepted	6	5	9	7	10	11	3	5
Yards Opp Ret	44	111	143	99	192	104	78	62
Opp TDs on Int	0	1	0	2	0	0	1	0
PUNTS	41	66	57	35	57	27	44	54
Avg Yards	50.8	53.5	47.3	48.8	47.5	48.1	45.6	47.6
PUNT RETURNS	18	28	19	14	14	20	27	25
Avg Return	6.9	10.0	7.1	10.9	12.4	10.4	9.3	5.6
Returned for TD	0	0	0	0	0	0	0	0
KICKOFF RETURNS	21	25	25	23	19	23	21	17
Avg Return	24.2	21.2	24.8	26.5	20.8	21.0	18.3	20.4
Returned for TD	0	0	1	0	0	0	0	0
PENALTIES	68	79	60	62	65	69	72	78
Yards Penalized	487	650	500	523	657	531	559	614
FUMBLES BY	14	11	10	14	13	17	17	13
Fumbles Lost	9	6	3	7	5	9	7	7
Opp Fumbles	14	15	15	14	15	17	15	24
Opp Fum Lost	7	4	8	6	3	7	8	11
POSS. TIME (avg)	29:49	29:13	29:16	29:40	29:13	30:08	31:15	30:32
TOUCHDOWNS	29	25	34	38	26	37	44	26
Rushing	11	11	14	18	12	11	23	15
Passing	17	12	18	19	13	25	20	11
Returns	1	2	2	1	1	1	1	0
EXTRA-PT KICKS	22/23	24/25	27/32	32/34	25/26	35/36	39/41	21/23
2-PT CONVERSIONS	4/6	0/0	2/2	4/4	0/0	0/1	1/3	1/3
FIELD GOALS/FGA	18/22	15/18	18/23	15/18	23/27	24/27	11/13	22/25
POINTS SCORED	258	219	289	315	252	333	338	245

DEFENSE	Jax	Tenn.	Minn.	Det.	NY-J	Buff.	Phil.	NY-G
POINTS ALLOWED	272	240	279	324	223	209	226	252
OPP FIRST DOWNS	262	240	260	280	223	243	230	263
Rushing	90	68	82	103	82	79	81	90
Passing	152	150	161	155	119	140	128	145
Penalty	20	22	17	22	22	24	21	28
OPP YARDS GAINED	4429	4317	4784	4826	3684	3842	3557	4318
Avg per Game	369.1	359.8	398.7	402.2	307.0	320.2	296.4	359.8
OPP RUSHING(net)	1363	997	1381	1796	1352	1222	1415	1693
Avg per Game	113.6	83.1	115.1	149.7	112.7	101.8	117.9	141.1
Rushes	329	265	314	345	331	288	305	332
Yards per Rush	4.1	3.8	4.4	5.2	4.1	4.2	4.6	5.1
OPP PASSING(net)	3066	3320	3403	3030	2332	2620	2142	2625
Avg per Game	255.5	276.7	283.6	252.5	194.3	218.3	178.5	218.8
Passes Att.	427	482	449	414	400	425	403	398
Completed	273	312	302	265	250	273	243	240
Pct Completed	63.9	64.7	67.3	64.0	62.5	64.2	60.3	60.3
Sacked	19	33	30	22	36	31	42	25
Yards Lost	110	222	192	144	231	211	294	149
INTERCEPTED BY	9	9	12	9	12	13	15	4
Yards Returned	113	109	147	91	69	120	131	45
Returned for TD	1	1	0	1	0	1	1	0
OPP PUNT RETURNS	23	42	30	19	25	10	20	20
Avg return	7.2	11.0	7.1	12.6	10.5	8.5	8.1	10.4
OPP KICKOFF RET	25	23	22	24	7	35	21	20
Avg return	19.4	18.0	21.9	21.1	19.6	18.8	26.2	22.2
OPP TOUCHDOWNS	31	28	29	40	24	24	26	25
Rushing	12	5	13	18	12	8	10	11
Passing	19	22	16	19	11	15	14	14
Returns	0	1	0	3	1	1	2	0

WEEK 13 / THROUGH MONDAY, DECEMBER 5, 2022

OFFENSE	K.C.	Denv.	Car.	Sea.	T.B.	S.F.	Miami	LA-C
GAMES (Won-Lost)	9-3	3-9	4-8	7-5	6-6	8-4	8-4	6-6
FIRST DOWNS	298	199	179	253	245	246	255	245
Rushing	72	62	75	74	54	87	61	59
Passing	201	115	90	153	168	138	173	164
Penalty	25	22	14	26	23	21	21	22
YDS GAINED (tot)	5079	3782	3496	4331	4080	4295	4562	4214
Avg per Game	423.3	315.2	291.3	360.9	340.0	357.9	380.2	351.2
RUSHING (net)	1401	1235	1401	1398	879	1489	1076	1016
Avg per Game	116.8	102.9	116.8	116.5	73.3	124.1	89.7	84.7
Rushes	295	311	315	292	267	344	269	272
Yards per Rush	4.7	4.0	4.4	4.8	3.3	4.3	4.0	3.7
PASSING (net)	3678	2547	2095	2933	3201	2806	3486	3198
Avg per Game	306.5	212.3	174.6	244.4	266.8	233.8	290.5	266.5
Passes Att.	472	404	336	393	525	386	430	512
Completed	308	239	196	285	347	252	281	340
Pct Completed	65.3	59.2	58.3	72.5	66.1	65.3	65.3	66.4
Yards Gained	3808	2783	2267	3169	3332	2941	3659	3339
Sacked	19	38	26	31	18	23	26	27
Yards Lost	130	236	172	236	131	135	173	141
Had intercepted	8	6	10	7	4	7	10	7
Yards Opp Ret	49	63	111	105	5	75	83	132
Opp TDs on Int	0	0	2	1	0	0	0	1
PUNTS	31	72	61	41	60	43	41	49
Avg Yards	50.8	46.1	48.8	49.6	48.8	44.1	46.8	43.4
PUNT RETURNS	24	27	24	10	32	24	16	15
Avg Return	7.3	8.4	7.5	6.5	10.3	10.9	6.1	11.7
Returned for TD	0	0	0	0	0	0	0	0
KICKOFF RETURNS	32	20	24	19	15	18	18	26
Avg Return	19.6	16.2	23.5	22.1	21.7	20.8	17.8	19.0
Returned for TD	0	0	0	0	0	0	0	0
PENALTIES	58	91	73	80	68	70	75	59
Yards Penalized	553	787	641	660	562	549	600	462
FUMBLES BY	17	18	17	15	10	15	10	13
Fumbles Lost	8	6	6	10	7	7	5	6
Opp Fumbles	11	18	13	22	14	14	14	15
Opp Fum Lost	6	5	4	10	4	6	5	8
POSS. TIME (avg)	30:30	29:14	27:09	28:14	28:51	32:04	29:15	29:31
TOUCHDOWNS	42	14	24	36	21	32	36	29
Rushing	11	6	11	12	4	10	9	8
Passing	30	8	10	22	16	19	24	20
Returns	1	0	3	2	1	3	3	1
EXTRA-PT KICKS	35/39	11/13	18/20	33/34	17/17	30/32	32/35	28/28
2-PT CONVERSIONS	2/3	0/1	1/4	0/2	1/4	0/0	0/1	1/1
FIELD GOALS/FGA	19/25	23/30	22/24	23/24	24/27	20/23	17/21	22/24
POINTS SCORED	350	166	230	318	217	282	299	272

DEFENSE	K.C.	Denv.	Car.	Sea.	T.B.	S.F.	Miami	LA-C
POINTS ALLOWED	270	204	266	304	219	190	289	309
OPP FIRST DOWNS	241	222	245	260	210	196	241	243
Rushing	71	83	94	95	66	53	76	84
Passing	156	108	133	142	129	123	139	141
Penalty	14	31	18	23	15	20	26	18
OPP YARDS GAINED	4121	3655	4178	4595	3765	3407	4128	4460
Avg per Game	343.4	304.6	348.2	382.9	313.8	283.9	344.0	371.7
OPP RUSHING(net)	1274	1441	1628	1863	1421	907	1326	1819
Avg per Game	106.2	120.1	135.7	155.3	118.4	75.6	110.5	151.6
Rushes	292	321	355	378	317	271	304	335
Yards per Rush	4.4	4.5	4.6	4.9	4.5	3.3	4.4	5.4
OPP PASSING(net)	2847	2214	2550	2732	2344	2500	2802	2641
Avg per Game	237.3	184.5	212.5	227.7	195.3	208.3	233.5	220.1
Passes Att.	432	413	410	397	395	399	429	379
Completed	294	261	271	260	253	256	290	241
Pct Completed	68.1	63.2	66.1	65.5	64.1	64.2	67.6	63.6
Sacked	36	30	25	32	38	36	29	22
Yards Lost	249	224	147	211	267	242	218	164
INTERCEPTED BY	6	8	8	11	7	12	7	9
Yards Returned	147	28	138	110	140	153	115	121
Returned for TD	1	0	2	1	1	2	0	1
OPP PUNT RETURNS	11	33	26	22	22	12	22	15
Avg return	6.8	8.1	8.7	5.7	11.5	9.3	11.3	3.9
OPP KICKOFF RET	27	19	24	31	27	32	17	11
Avg return	23.3	21.8	19.9	19.9	26.1	21.8	27.9	20.6
OPP TOUCHDOWNS	31	17	30	36	25	22	34	34
Rushing	7	7	13	16	7	9	13	13
Passing	24	9	15	18	18	11	19	20
Returns	0	1	2	2	0	2	2	1

WEEK 13 / THROUGH MONDAY, DECEMBER 5, 2022

OFFENSE	N.E.	Ariz.	Ind.	Atl.	Chi.	G.B.	N.O.	Wash.
GAMES (Won-Lost)	6-6	4-8	4-8-1	5-8	3-10	5-8	4-9	7-5-1
FIRST DOWNS	202	245	241	250	230	253	239	265
Rushing	72	85	67	114	128	88	74	99
Passing	116	143	156	111	84	141	148	141
Penalty	14	17	18	25	18	24	17	25
YDS GAINED (tot)	3827	4017	4134	4090	4287	4493	4465	4310
Avg per Game	318.9	334.8	318.0	314.6	329.8	345.6	343.5	331.5
RUSHING (net)	1259	1379	1302	2066	2459	1630	1424	1618
Avg per Game	104.9	114.9	100.2	158.9	189.2	125.4	109.5	124.5
Rushes	312	318	322	418	455	335	325	401
Yards per Rush	4.0	4.3	4.0	4.9	5.4	4.9	4.4	4.0
PASSING (net)	2568	2638	2832	2024	1828	2863	3041	2692
Avg per Game	214.0	219.8	217.8	155.7	140.6	220.2	233.9	207.1
Passes Att.	368	474	480	300	279	441	429	444
Completed	254	316	322	184	171	284	282	275
Pct Completed	69.0	66.7	67.1	61.3	61.3	64.4	65.7	61.9
Yards Gained	2781	2886	3179	2219	2080	3050	3246	2933
Sacked	32	31	46	28	42	24	28	37
Yards Lost	213	248	347	195	252	187	205	241
Had intercepted	10	9	14	9	11	9	12	11
Yards Opp Ret	104	67	186	171	60	53	193	141
Opp TDs on Int	0	1	2	0	1	1	3	1
PUNTS	53	48	55	48	47	48	56	66
Avg Yards	42.4	46.9	44.0	46.3	45.9	44.0	47.4	47.0
PUNT RETURNS	28	23	31	16	18	26	21	34
Avg Return	12.1	6.9	8.9	17.4	8.6	8.3	10.7	7.6
Returned for TD	1	0	0	0	0	0	0	0
KICKOFF RETURNS	24	19	27	21	27	33	24	28
Avg Return	24.8	20.7	27.2	25.0	25.4	23.5	21.7	22.1
Returned for TD	0	0	0	1	0	0	0	0
PENALTIES	72	82	67	53	67	73	86	73
Yards Penalized	590	648	610	428	640	562	745	681
FUMBLES BY	16	20	30	16	26	21	18	15
Fumbles Lost	7	4	12	8	7	8	9	4
Opp Fumbles	17	18	14	8	19	11	12	14
Opp Fum Lost	7	7	7	5	6	5	6	8
POSS. TIME (avg)	29:39	30:38	29:46	28:54	30:13	30:38	29:02	32:59
TOUCHDOWNS	25	31	20	31	30	31	29	28
Rushing	9	11	7	12	16	7	9	7
Passing	12	15	13	15	14	23	20	19
Returns	4	5	0	4	0	1	0	2
EXTRA-PT KICKS	24/24	20/22	15/15	27/29	22/26	26/28	25/25	19/21
2-PT CONVERSIONS	0/1	5/8	1/5	2/2	1/4	2/3	3/4	2/6
FIELD GOALS/FGA	25/30	16/18	24/30	23/28	22/24	15/18	20/26	20/23
POINTS SCORED	249	264	209	288	270	263	265	253

DEFENSE	N.E.	Ariz.	Ind.	Atl.	Chi.	G.B.	N.O.	Wash.
POINTS ALLOWED	226	321	298	312	333	302	297	256
OPP FIRST DOWNS	210	260	251	285	267	254	258	227
Rushing	61	83	99	108	109	109	90	73
Passing	130	161	128	163	135	122	133	126
Penalty	19	16	24	14	23	23	35	28
OPP YARDS GAINED	3741	4274	4092	4948	4557	4520	4267	4036
Avg per Game	311.8	356.2	314.8	380.6	350.5	347.7	328.2	310.5
OPP RUSHING(net)	1334	1329	1640	1684	1902	2012	1625	1435
Avg per Game	111.2	110.8	126.2	129.5	146.3	154.8	125.0	110.4
Rushes	320	290	395	385	401	399	363	328
Yards per Rush	4.2	4.6	4.2	4.4	4.7	5.0	4.5	4.4
OPP PASSING(net)	2407	2945	2452	3264	2655	2508	2642	2601
Avg per Game	200.6	245.4	188.6	251.1	204.2	192.9	203.2	200.1
Passes Att.	394	438	387	451	356	363	432	404
Completed	233	303	264	304	237	241	271	249
Pct Completed	59.1	69.2	68.2	67.4	66.6	66.4	62.7	61.6
Sacked	39	23	32	17	16	24	34	34
Yards Lost	242	176	201	122	102	138	222	239
INTERCEPTED BY	12	7	5	10	9	10	3	7
Yards Returned	209	201	81	124	132	189	7	39
Returned for TD	2	3	0	1	0	1	0	1
OPP PUNT RETURNS	21	29	19	19	23	18	20	25
Avg return	8.4	9.3	7.3	11.0	10.1	10.1	9.8	6.1
OPP KICKOFF RET	30	12	25	16	25	40	17	10
Avg return	22.1	19.5	22.6	22.3	26.2	24.0	22.9	23.2
OPP TOUCHDOWNS	24	38	34	34	41	35	31	28
Rushing	5	13	15	15	21	15	11	7
Passing	17	24	16	19	16	18	16	20
Returns	2	1	3	0	4	2	4	1

WEEK 13 / THROUGH MONDAY, DECEMBER 5, 2022

OFFENSE	NFL/Avg
GAMES (Won-Lost)	---
FIRST DOWNS	242.2
Rushing	83.0
Passing	138.1
Penalty	21.1
YDS GAINED (tot)	4174.9
Avg per Game	342.6
RUSHING (net)	1473.5
Avg per Game	120.9
Rushes	329.6
Yards per Rush	4.5
PASSING (net)	2701.4
Avg per Game	221.7
Passes Att.	408.8
Completed	264.1
Pct Completed	64.6
Yards Gained	2895.0
Sacked	29.1
Yards Lost	193.6
Had intercepted	8.8
Yards Opp Ret	108.6
Opp TDs on Int	0.8
PUNTS	49.5
Avg Yards	47.2
PUNT RETURNS	21.9
Avg Return	9.2
Returned for TD	0.1
KICKOFF RETURNS	22.0
Avg Return	22.1
Returned for TD	0.1
PENALTIES	70.3
Yards Penalized	581.1
FUMBLES BY	15.0
Fumbles Lost	6.4
Opp Fumbles	15.0
Opp Fum Lost	6.4
POSS. TIME (avg)	30:00
TOUCHDOWNS	29.7
Rushing	11.2
Passing	16.9
Returns	1.6
EXTRA POINTS(tot)	94%
Kicks Made/2Pt	45%
FIELD GOALS/FGA	20/24
POINTS SCORED	267.4

DEFENSE	NFL/Avg
POINTS ALLOWED	267.4
OPP FIRST DOWNS	242.2
Rushing	83.0
Passing	138.1
Penalty	21.1
OPP YARDS GAINED	4174.9
Avg per Game	342.6
OPP RUSHING(net)	1473.5
Avg per Game	120.9
Rushes	329.6
Yards per Rush	4.5
OPP PASSING(net)	2701.4
Avg per Game	221.7
Passes Att.	408.8
Completed	264.1
Pct Completed	64.6
Sacked	29.1
Yards Lost	193.6
INTERCEPTED BY	8.8
Yards Returned	108.6
Returned for TD	0.8
OPP PUNT RETURNS	21.9
Avg return	9.2
OPP KICKOFF RET	22.0
Avg return	22.1
OPP TOUCHDOWNS	29.7
Rushing	11.2
Passing	16.9
Returns	1.6

WEEK 13 / THROUGH MONDAY, DECEMBER 5, 2022

AFC / TEAM/OFFENSE RANK

Tm	(A)	(B)	(C)	(D)	(E)	(F)	(G)	(H)	(I)	(J)	(K)	(L)	(M)	(N)	(O)	(P)	(Q)
BAL	9	7	1	2	14	10	13	10	6t	4	7t	1t	4	9	11	7	3t
BUF	2	3	3	3	3	3	12	5	2	1	9t	7	10	7	6	2	5
CIN	4	5	12	15	4	4	6	11t	3	3	16	5	13	12	15	3	9t
CLE	5	8	2	5	10	7	8	8	4	8	5t	6	5	6	14	6	15t
DEN	14	13	11	14	12	13	3	14	14	15	9t	11	16	11	10	16	14
HOU	16	16	15	10	15	16	16	11t	15	16	3	9	6	5	5	15	2
IND	12	14	13	11	9	14	15	15	11	13	14	10	1	14	12	14	13
JAC	7	6	4	4	7	9	2	4	6t	6	7t	13	3	2	3	9	9t
KC	1	1	8	6	1	2	5	1	1	2	1	12	12	3	1	1	15t
LV	6	4	5	1	6	5	7	3	8t	10	4	16	7	4	4	5	3t
LAC	8	11	16	16	5	11	1	2	8t	5	13	4	14	15	7	8	1
MIA	3	2	14	13	2	1	10	6	5	9	12	15	15	10	13	4	12
NE	11	9	10	12	11	6	14	13	13	11	15	3	2	16	16	11	7t
NYJ	10	10	9	7	8	12	9	7	12	14	11	1t	11	8	8	10	6
PIT	13	15	7	8	13	15	11	9	10	7	2	14	9	13	9	13	11
TEN	15	12	6	9	16	8	4	16	16	12	5t	8	8	1	2	12	7t

AFC / OPPONENT/DEFENSE RANK

Tm	(A)	(B)	(C)	(D)	(E)	(F)	(G)	(H)	(I)	(J)	(K)	(L)	(M)	(N)	(O)	(P)	(Q)	(R)	(S)
BAL	7	9	1	2	12	10	5	3	5	2	15	6	8	8	10	5	7	4	7
BUF	5	5	3	9	8	4	2	7	12t	7	11	9	3	11	11	2	1	1	1
CIN	6	8	11	12	7	8	9	15	2	12	2	15	9	12	7	7	6	3	3
CLE	8	11	14	14	6	9	14	11	7	4	8	16	12	10	4	15	10	9	6
DEN	1	1	12	13	1	1	10	8	3	3	10	7	10	16	16	1	16	13	8
HOU	16	12	16	15	5	12	7	6	15	6	12	10	2	6	3	12	9	16	16
IND	4	4	13	6	2	5	15	5	6	5	9	5	13	13	13	10	13	15	10
JAC	13	13	9	5	14	14	8	16	16	16	4	4	4	5	6	9	15	10	12
KC	9	7	4	11	11	6	13	4	10t	10	14	3	14	7	12	8	11	2	2
LV	15	15	10	8	15	16	16	14	14	15	6	14	6	15	15	14	2	8	11
LAC	14	16	15	16	9	13	6	12	12t	14	5	1	7	14	14	16	4	12	13
MIA	10	6	6	10	10	7	12	10	10t	13	7	13	16	1	8	13	14	7	4
NE	3	3	7	7	4	3	3	1	1	9	1	8	11	2	1	4	12	6	9
NYJ	2	2	8	3	3	2	4	2	4	11	3	11	5	3	5	3	3	5	5
PIT	12	14	5	4	13	15	1	13	8	8	13	2	15	9	9	11	5	14	14
TEN	11	10	2	1	16	11	11	9	9	1	16	12	1	4	2	6	8	11	15

- (A) Total Yards per Game
- (B) Yards per Play
- (C) Rushing Yards per Game
- (D) Rushing Yards per Attempt
- (E) Passing Net Yards per Game
- (F) Passing Net Yards per Play
- (G) Passing, Percent Had Intercepted
- (H) Sacks per Pass Play
- (I) First Downs per Game
- (J) Third Down Efficiency
- (K) Fourth Down Efficiency
- (L) Punt Return Average
- (M) Kickoff Return Average
- (N) Gross Punting Average
- (O) Net Punting Average
- (P) Points per Game
- (Q) Field Goal Percentage
- Combined Offense/Defense Rank
- (R) Points per Game Differential
- (S) Net Yards per Game Differential

WEEK 13 / THROUGH MONDAY, DECEMBER 5, 2022

NFC / TEAM/OFFENSE RANK

Tm	(A)	(B)	(C)	(D)	(E)	(F)	(G)	(H)	(I)	(J)	(K)	(L)	(M)	(N)	(O)	(P)	(Q)
ARI	10	15	12	11	9	16	7	8	7t	14	8t	14	14	11	16	8	5t
ATL	14	9	2	2	15	7	14	13	12	7	8t	1	3	12	9	7	14
CAR	15	11	10	9	14	10	13	9	16	16	4	11	5	5	2	14	3t
CHI	13	8	1	1	16	12	16	16	14	3	12	8	2	13	15	9	3t
DAL	5	6	5	5	10	6	11	2	10	4	6	2	7	2	5	2	10
DET	2	3	6	8	3	4	4	3	2	6	8t	3	1	4	10	4	12t
GB	6	7	7	3	8	8	9	4	11	9	16	9	6	16	13	12	12t
LAR	16	16	15	15	12	15	15	14	15	10	1t	12	12	6	7	16	2
MIN	9	10	14	13	4	11	8	6	3	8	3	13	4	9	3	5	15
NO	7	4	13	10	5	5	12	7	13	11	14	5	10	8	6	11	16
NYG	12	12	4	6	13	14	3	15	5	13	15	16	15	7	11	10	7
PHI	1	2	3	7	7	1	2	11	1	1	1t	7	16	14	12	1	11
SF	4	5	9	12	6	3	6	5	6	2	13	4	13	15	14	6	8t
SEA	3	1	11	4	2	2	5	10	4	5	5	15	9	1	1	3	1
TB	8	13	16	16	1	9	1	1	7t	12	8t	6	11	3	8	15	5t
WAS	11	14	8	14	11	13	10	12	9	15	7	10	8	10	4	13	8t

NFC / OPPONENT/DEFENSE RANK

Tm	(A)	(B)	(C)	(D)	(E)	(F)	(G)	(H)	(I)	(J)	(K)	(L)	(M)	(N)	(O)	(P)	(Q)	(R)	(S)
ARI	11	9	4	8	13	10	14	14	11t	13	11	8	1	12	11	15	16	14	9
ATL	13	13	9	3	14	14	8	16	15	14	7t	14	9	3	1	12	13t	10	16
CAR	9	7	11	9	9	6	10	12	9	10	1	6	3	4	5	7	3	12t	14
CHI	10	14	13	12	7	16	7	15	10	16	2	12	16	13	10	14	1	15	8
DAL	3	2	10	10	2	2	6	1	5	2	13t	4	12	2	2	2	10	1	3
DET	16	16	14	16	15	13	9	13	16	15	12	16	4	5	3	16	9	9	12
GB	8	12	15	14	3	11	4	9	7	5t	7t	11	13	6	7	9	11t	12t	7
LAR	7	8	2	2	12	12	13	10	4	11	15	10	7	11	8	11	13t	16	13
MIN	15	15	5	5	16	15	5	8	11t	7	4	3	6	7	9	10	8	5	15
NO	6	5	8	6	6	4	16	7	8	9	10	9	10	1	4	8	15	11	6
NYG	12	11	12	15	10	8	15	11	14	3	16	13	8	9	13	6	5t	8	11
PHI	2	1	6	11	1	1	1	2	6	5t	13t	5	15	16	15	4	5t	2	1
SF	1	3	1	1	8	5	2	4	1	8	5	7	5	8	6	1	2	3	2
SEA	14	10	16	13	11	9	3	6	11t	12	3	1	2	14	16	13	4	4	10
TB	5	4	7	7	4	3	11	3	3	4	7t	15	14	15	12	3	5t	6	4
WAS	4	6	3	4	5	7	12	5	2	1	6	2	11	10	14	5	11t	7	5

- (A) Total Yards per Game
- (B) Yards per Play
- (C) Rushing Yards per Game
- (D) Rushing Yards per Attempt
- (E) Passing Net Yards per Game
- (F) Passing Net Yards per Play
- (G) Passing, Percent Had Intercepted
- (H) Sacks per Pass Play
- (I) First Downs per Game
- (J) Third Down Efficiency
- (K) Fourth Down Efficiency
- (L) Punt Return Average
- (M) Kickoff Return Average
- (N) Gross Punting Average
- (O) Net Punting Average
- (P) Points per Game
- (Q) Field Goal Percentage
- Combined Offense/Defense Rank
- (R) Points per Game Differential
- (S) Net Yards per Game Differential

WEEK 13 / THROUGH MONDAY, DECEMBER 5, 2022

NFL / TEAM/OFFENSE RANK

Tm	(A)	(B)	(C)	(D)	(E)	(F)	(G)	(H)	(I)	(J)	(K)	(L)	(M)	(N)	(O)	(P)	(Q)
BAL	14	14	3	3	26	18	23	19	10t	8	12t	2t	8	18	20	12	7t
BUF	2	3	8	4	3	4	21	9	2	1	16t	12	22	12	13	3t	9t
CIN	5	10	26	29	4	8	11	21t	4	3	32	7	28	26	31	7	23t
CLE	6	15	4	8	19	13	17	13	6	20	9t	11	12	11	28	10	31t
DEN	27	26	24	28	21	23	6	27	29	30	16t	19	32	23	18	32	30
HOU	32	31	29	23	27	32	31	21t	30	32	5	15	13	6	10	31	6
IND	25	29	27	24	18	28	27	28	23	27	25t	17	1	30	24	30	27
JAC	12	13	9	6	14	17	4t	8	10t	16	12t	27	7	2	5	17	23t
KC	1	1	17t	10	1	2	8	3	1	2	1	24	27	3	1	1	31t
LV	8	5	11	2	9	11	13	6	14t	23	7	32	18	4	6	9	7t
LAC	13	20	31	30	6	19	3	5	14t	11	24	6	29	31	14	14	3t
MIA	4	2	28	27	2	1	19	11	8	22	23	30	31	21	26	8	26
NE	24	18	23	25	20	12	25	25	28	25	30	5	6	32	32	20	18t
NYJ	18	19	20	14	15	21	18	12	25	29	22	2t	23	15	16	18	16
PIT	26	30	16	21	24	30	20	17	20	18	4	29	21	27	17	28	25
TEN	29t	23	15	22	30	14	7	29	31	26	9t	14	20	1	3	26	18t
ARI	20	28	21	18	17	31	14	16	14t	24	16t	26	25	20	30	16	9t
ATL	28	17	2	5	31	15	29	26	22	12	16t	1	4	22	19	15	22
CAR	29t	22	17t	16	29	22	28	18	32	31	8	22	9	10	4	25	3t
CHI	23	16	1	1	32	25	32	32	26	6	25t	18	3	24	29	19	3t
DAL	11	11	7	11	22	10	24	2	19	7	12t	4	11	7	9	3t	15
DET	7	7	10	15	8	7	9	4	5	10	16t	8	2	9	21	6	18t
GB	15	12	12	7	16	16	16	7	21	14	31	20	10	29	25	23	18t
LAR	31	32	30	31	25	29	30	30	27	15	2t	23	19	13	12	29	2
MIN	19	21	25	20	10	24	15	14	7	13	6	25	5	17	7	11	28
NO	16	8	22	17	11	9	26	15	24	17	28	10	16	16	11	22	29
NYG	22	24	6	12	28	27	4t	31	12	21	29	31	26	14	22	21	12
PHI	3	6	5	13	13	3	2	23	3	4	2t	16	30	25	23	2	17
SF	10	9	14	19	12	6	12	10	13	5	27	9	24	28	27	13	13t
SEA	9	4	19	9	7	5	10	20	9	9	11	28	15	5	2	5	1
TB	17	25	32	32	5	20	1	1	14t	19	16t	13	17	8	15	27	9t
WAS	21	27	13	26	23	26	22	24	18	28	15	21	14	19	8	24	13t

Team/Offense Rank

- (A) Total Yards per Game
- (B) Yards per Play
- (C) Rushing Yards per Game
- (D) Rushing Yards per Attempt
- (E) Passing Net Yards per Game
- (F) Passing Net Yards per Play
- (G) Passing, Percent Had Intercepted
- (H) Sacks per Pass Play
- (I) First Downs per Game
- (J) Third Down Efficiency
- (K) Fourth Down Efficiency
- (L) Punt Return Average
- (M) Kickoff Return Average
- (N) Gross Punting Average
- (O) Net Punting Average
- (P) Points per Game
- (Q) Field Goal Percentage

WEEK 13 / THROUGH MONDAY, DECEMBER 5, 2022

NFL / OPPONENT/DEFENSE RANK

Tm	(A)	(B)	(C)	(D)	(E)	(F)	(G)	(H)	(I)	(J)	(K)	(L)	(M)	(N)	(O)	(P)	(Q)	(R)	(S)
BAL	13	16	2	3	25	18	11	7	9t	2	31	10	11	13	17	9	19	7	12
BUF	10	10	5	11	17	8	3	14	20t	14	23t	14	3	18	18	4	1	2	2
CIN	12	15	15	14	16	16	18	29	5	22	3t	31	13	20	12	13	16	6	6
CLE	15	19	22	26	15	17	28	20	14	7	18t	32	20	16	9	27	22	18	9
DEN	3	2	19	20	3	2	20	15	6	3	22	12	15	31	31	2	32	26	14
HOU	28	20	32	27	13	24	14	12	25	12	28	18	2	11	6	23	21	32	32
IND	9	8	21	8	4	10	29	10	12	8	21	8	22	21	20	18	28	31	16
JAC	25	23	13	7	29	26	17	31	29	29	6	7	4	10	11	16	30t	19	19
KC	16	14	6	13	23	13	27	9	18t	20	30	5	25	12	19	15	25	5	3
LV	27	28	14	10	30	29	31	28	24	26	11t	29	9	28	30	26	2	15	18
LAC	26	31	29	32	19	25	13	24	20t	25	7	1	10	26	24	30	6t	25	20
MIA	17	13	9	12	21	14	25	17	18t	24	13	27	32	1	13	25	29	11t	7
NE	7	6	11	9	9	6	4	3	3t	19	2	13	18	2	1	7t	27	9	15
NYJ	4	3	12	5	6	4	6	6	7	21	5	24	6	4	10	6	4	8	8
PIT	24	25	7	6	28	27	2	25	15	15	29	2	28	14	14	19	13	29	26
TEN	22	18	3	2	31	21	21	16	17	1	32	25	1	7	5	11	20	20	31
ARI	21	21	10	21	24	20	26	27	26t	28	18t	17	5	25	25	31	30t	27	22
ATL	29	27	23	15	26	30	15	32	31	30	14t	26	21	6	2	24	23t	21	30
CAR	19	12	25	22	14	11	19	23	22	18	1	15	8	8	8	14	6t	23t	28
CHI	20	29	27	25	11	32	12	30	23	32	3t	22	31	27	23	29	3	28	21
DAL	5	4	24	23	2	3	10	1	9t	5	23t	9	26	5	3	3	15	1	5
DET	32	32	28	31	27	28	16	26	32	31	20	30	12	9	4	32	14	17	25
GB	18	26	30	29	5	22	8	19	13	10t	14t	21	27	15	16	20	17t	23t	17
LAR	14	17	4	4	22	23	24	21	8	23	26	20	17	24	21	22	23t	30	27
MIN	31	30	16	17	32	31	9	18	26t	13	9	6	16	17	22	21	12	11t	29
NO	11	9	20	18	10	7	32	13	16	17	17	19	23	3	7	17	26	22	13
NYG	23	24	26	30	18	15	30	22	30	6	27	23	19	22	27	12	9t	16	24
PHI	2	1	17	24	1	1	1	2	11	10t	23t	11	30	32	29	7t	9t	3	1
SF	1	5	1	1	12	9	5	5	1	16	10	16	14	19	15	1	5	4	4
SEA	30	22	31	28	20	19	7	11	26t	27	8	3	7	29	32	28	8	10	23
TB	8	7	18	19	7	5	22	4	3t	9	14t	28	29	30	26	5	9t	13	10
WAS	6	11	8	16	8	12	23	8	2	4	11t	4	24	23	28	10	17t	14	11

Opponent/Defense Rank

- (A) Total Yards per Game
 - (B) Yards per Play
 - (C) Rushing Yards per Game
 - (D) Rushing Yards per Attempt
 - (E) Passing Net Yards per Game
 - (F) Passing Net Yards per Play
 - (G) Passing, Percent Had Intercepted
 - (H) Sacks per Pass Play
 - (I) First Downs per Game
 - (J) Third Down Efficiency
 - (K) Fourth Down Efficiency
 - (L) Punt Return Average
 - (M) Kickoff Return Average
 - (N) Gross Punting Average
 - (O) Net Punting Average
 - (P) Points per Game
 - (Q) Field Goal Percentage
- Combined Offense/Defense Rank**
- (R) Points per Game Differential
 - (S) Net Yards per Game Differential

WEEK 13 / THROUGH MONDAY, DECEMBER 5, 2022**AFC / TOTAL OFFENSE**

Rank	Team	Total	Rushing	Passing	Total	Rushing	Passing
1)	Kansas City	5079	1401	3678	423.3	116.8	306.5
2)	Buffalo	4930	1636	3294	410.8	136.3	274.5
3)	Miami	4562	1076	3486	380.2	89.7	290.5
4)	Cincinnati	4469	1211	3258	372.4	100.9	271.5
5)	Cleveland	4450	1872	2578	370.8	156.0	214.8
6)	Las Vegas	4403	1505	2898	366.9	125.4	241.5
7)	Jacksonville	4220	1529	2691	351.7	127.4	224.3
8)	L.A. Chargers	4214	1016	3198	351.2	84.7	266.5
9)	Baltimore	4202	1893	2309	350.2	157.8	192.4
10)	N.Y. Jets	4070	1381	2689	339.2	115.1	224.1
11)	New England	3827	1259	2568	318.9	104.9	214.0
12)	Indianapolis	4134	1302	2832	318.0	100.2	217.8
13)	Pittsburgh	3796	1404	2392	316.3	117.0	199.3
14)	Denver	3782	1235	2547	315.2	102.9	212.3
15)	Tennessee	3496	1439	2057	291.3	119.9	171.4
16)	Houston	3352	1055	2297	279.3	87.9	191.4

AFC / TOTAL DEFENSE

Rank	Team	Total	Rushing	Passing	Total	Rushing	Passing
1)	Denver	3655	1441	2214	304.6	120.1	184.5
2)	N.Y. Jets	3684	1352	2332	307.0	112.7	194.3
3)	New England	3741	1334	2407	311.8	111.2	200.6
4)	Indianapolis	4092	1640	2452	314.8	126.2	188.6
5)	Buffalo	3842	1222	2620	320.2	101.8	218.3
6)	Cincinnati	3960	1372	2588	330.0	114.3	215.7
7)	Baltimore	3966	990	2976	330.5	82.5	248.0
8)	Cleveland	4107	1529	2578	342.3	127.4	214.8
9)	Kansas City	4121	1274	2847	343.4	106.2	237.3
10)	Miami	4128	1326	2802	344.0	110.5	233.5
11)	Tennessee	4317	997	3320	359.8	83.1	276.7
12)	Pittsburgh	4351	1290	3061	362.6	107.5	255.1
13)	Jacksonville	4429	1363	3066	369.1	113.6	255.5
14)	L.A. Chargers	4460	1819	2641	371.7	151.6	220.1
15)	Las Vegas	4463	1366	3097	371.9	113.8	258.1
16)	Houston	4539	2029	2510	378.3	169.1	209.2

WEEK 13 / THROUGH MONDAY, DECEMBER 5, 2022**NFC / TOTAL OFFENSE**

Rank	Team	Total	Rushing	Passing	Total	Rushing	Passing
1)	Philadelphia	4659	1855	2804	388.3	154.6	233.7
2)	Detroit	4429	1524	2905	369.1	127.0	242.1
3)	Seattle	4331	1398	2933	360.9	116.5	244.4
4)	San Francisco	4295	1489	2806	357.9	124.1	233.8
5)	Dallas	4271	1751	2520	355.9	145.9	210.0
6)	Green Bay	4493	1630	2863	345.6	125.4	220.2
7)	New Orleans	4465	1424	3041	343.5	109.5	233.9
8)	Tampa Bay	4080	879	3201	340.0	73.3	266.8
9)	Minnesota	4030	1221	2809	335.8	101.8	234.1
10)	Arizona	4017	1379	2638	334.8	114.9	219.8
11)	Washington	4310	1618	2692	331.5	124.5	207.1
12)	N.Y. Giants	3961	1796	2165	330.1	149.7	180.4
13)	Chicago	4287	2459	1828	329.8	189.2	140.6
14)	Atlanta	4090	2066	2024	314.6	158.9	155.7
15)	Carolina	3496	1401	2095	291.3	116.8	174.6
16)	L.A. Rams	3397	1048	2349	283.1	87.3	195.8

NFC / TOTAL DEFENSE

Rank	Team	Total	Rushing	Passing	Total	Rushing	Passing
1)	San Francisco	3407	907	2500	283.9	75.6	208.3
2)	Philadelphia	3557	1415	2142	296.4	117.9	178.5
3)	Dallas	3715	1557	2158	309.6	129.8	179.8
4)	Washington	4036	1435	2601	310.5	110.4	200.1
5)	Tampa Bay	3765	1421	2344	313.8	118.4	195.3
6)	New Orleans	4267	1625	2642	328.2	125.0	203.2
7)	L.A. Rams	3995	1160	2835	332.9	96.7	236.3
8)	Green Bay	4520	2012	2508	347.7	154.8	192.9
9)	Carolina	4178	1628	2550	348.2	135.7	212.5
10)	Chicago	4557	1902	2655	350.5	146.3	204.2
11)	Arizona	4274	1329	2945	356.2	110.8	245.4
12)	N.Y. Giants	4318	1693	2625	359.8	141.1	218.8
13)	Atlanta	4948	1684	3264	380.6	129.5	251.1
14)	Seattle	4595	1863	2732	382.9	155.3	227.7
15)	Minnesota	4784	1381	3403	398.7	115.1	283.6
16)	Detroit	4826	1796	3030	402.2	149.7	252.5

WEEK 13 / THROUGH MONDAY, DECEMBER 5, 2022**NFL / TOTAL OFFENSE**

Rank	Team	Total	Rushing	Passing	Total	Rushing	Passing
1)	Kansas City	5079	1401	3678	423.3	116.8	306.5
2)	Buffalo	4930	1636	3294	410.8	136.3	274.5
3)	Philadelphia	4659	1855	2804	388.3	154.6	233.7
4)	Miami	4562	1076	3486	380.2	89.7	290.5
5)	Cincinnati	4469	1211	3258	372.4	100.9	271.5
6)	Cleveland	4450	1872	2578	370.8	156.0	214.8
7)	Detroit	4429	1524	2905	369.1	127.0	242.1
8)	Las Vegas	4403	1505	2898	366.9	125.4	241.5
9)	Seattle	4331	1398	2933	360.9	116.5	244.4
10)	San Francisco	4295	1489	2806	357.9	124.1	233.8
11)	Dallas	4271	1751	2520	355.9	145.9	210.0
12)	Jacksonville	4220	1529	2691	351.7	127.4	224.3
13)	L.A. Chargers	4214	1016	3198	351.2	84.7	266.5
14)	Baltimore	4202	1893	2309	350.2	157.8	192.4
15)	Green Bay	4493	1630	2863	345.6	125.4	220.2
16)	New Orleans	4465	1424	3041	343.5	109.5	233.9
17)	Tampa Bay	4080	879	3201	340.0	73.3	266.8
18)	N.Y. Jets	4070	1381	2689	339.2	115.1	224.1
19)	Minnesota	4030	1221	2809	335.8	101.8	234.1
20)	Arizona	4017	1379	2638	334.8	114.9	219.8
21)	Washington	4310	1618	2692	331.5	124.5	207.1
22)	N.Y. Giants	3961	1796	2165	330.1	149.7	180.4
23)	Chicago	4287	2459	1828	329.8	189.2	140.6
24)	New England	3827	1259	2568	318.9	104.9	214.0
25)	Indianapolis	4134	1302	2832	318.0	100.2	217.8
26)	Pittsburgh	3796	1404	2392	316.3	117.0	199.3
27)	Denver	3782	1235	2547	315.2	102.9	212.3
28)	Atlanta	4090	2066	2024	314.6	158.9	155.7
29t)	Tennessee	3496	1439	2057	291.3	119.9	171.4
29t)	Carolina	3496	1401	2095	291.3	116.8	174.6
31)	L.A. Rams	3397	1048	2349	283.1	87.3	195.8
32)	Houston	3352	1055	2297	279.3	87.9	191.4

NFL / TOTAL DEFENSE

Rank	Team	Total	Rushing	Passing	Total	Rushing	Passing
1)	San Francisco	3407	907	2500	283.9	75.6	208.3
2)	Philadelphia	3557	1415	2142	296.4	117.9	178.5
3)	Denver	3655	1441	2214	304.6	120.1	184.5
4)	N.Y. Jets	3684	1352	2332	307.0	112.7	194.3
5)	Dallas	3715	1557	2158	309.6	129.8	179.8
6)	Washington	4036	1435	2601	310.5	110.4	200.1
7)	New England	3741	1334	2407	311.8	111.2	200.6
8)	Tampa Bay	3765	1421	2344	313.8	118.4	195.3
9)	Indianapolis	4092	1640	2452	314.8	126.2	188.6
10)	Buffalo	3842	1222	2620	320.2	101.8	218.3
11)	New Orleans	4267	1625	2642	328.2	125.0	203.2
12)	Cincinnati	3960	1372	2588	330.0	114.3	215.7
13)	Baltimore	3966	990	2976	330.5	82.5	248.0
14)	L.A. Rams	3995	1160	2835	332.9	96.7	236.3
15)	Cleveland	4107	1529	2578	342.3	127.4	214.8
16)	Kansas City	4121	1274	2847	343.4	106.2	237.3
17)	Miami	4128	1326	2802	344.0	110.5	233.5
18)	Green Bay	4520	2012	2508	347.7	154.8	192.9
19)	Carolina	4178	1628	2550	348.2	135.7	212.5
20)	Chicago	4557	1902	2655	350.5	146.3	204.2
21)	Arizona	4274	1329	2945	356.2	110.8	245.4
22)	Tennessee	4317	997	3320	359.8	83.1	276.7
23)	N.Y. Giants	4318	1693	2625	359.8	141.1	218.8
24)	Pittsburgh	4351	1290	3061	362.6	107.5	255.1
25)	Jacksonville	4429	1363	3066	369.1	113.6	255.5
26)	L.A. Chargers	4460	1819	2641	371.7	151.6	220.1
27)	Las Vegas	4463	1366	3097	371.9	113.8	258.1
28)	Houston	4539	2029	2510	378.3	169.1	209.2
29)	Atlanta	4948	1684	3264	380.6	129.5	251.1
30)	Seattle	4595	1863	2732	382.9	155.3	227.7
31)	Minnesota	4784	1381	3403	398.7	115.1	283.6
32)	Detroit	4826	1796	3030	402.2	149.7	252.5

WEEK 13 / THROUGH MONDAY, DECEMBER 5, 2022

AFC / TAKEAWAYS, GIVEAWAYS

Rank	Team	TAKEAWAYS			GIVEAWAYS			Net Diff
		Int	Fum	Total	Int	Fum	Total	
1)	Baltimore	11	9	20	9	5	14	= +6
2)	L.A. Chargers	9	8	17	7	6	13	= +4
3)	Pittsburgh	14	3	17	10	4	14	= +3
4t)	Cincinnati	8	6	14	8	4	12	= +2
4t)	New England	12	7	19	10	7	17	= +2
4t)	Tennessee	9	4	13	5	6	11	= +2
7t)	Denver	8	5	13	6	6	12	= +1
7t)	Jacksonville	9	7	16	6	9	15	= +1
9t)	Buffalo	13	7	20	11	9	20	= 0
9t)	N.Y. Jets	12	3	15	10	5	15	= 0
11)	Las Vegas	4	5	9	8	3	11	= -2
12)	Miami	7	5	12	10	5	15	= -3
13)	Kansas City	6	6	12	8	8	16	= -4
14)	Cleveland	5	7	12	8	9	17	= -5
15)	Houston	8	6	14	15	5	20	= -6
16)	Indianapolis	5	7	12	14	12	26	= -14
Totals		140	95	235	145	103	248	= -13

NFC / TAKEAWAYS, GIVEAWAYS

Rank	Team	TAKEAWAYS			GIVEAWAYS			Net Diff
		Int	Fum	Total	Int	Fum	Total	
1)	Philadelphia	15	8	23	3	7	10	= +13
2)	Dallas	10	11	21	10	2	12	= +9
3)	Minnesota	12	8	20	9	3	12	= +8
4t)	San Francisco	12	6	18	7	7	14	= +4
4t)	Seattle	11	10	21	7	10	17	= +4
6)	N.Y. Giants	4	11	15	5	7	12	= +3
7t)	Arizona	7	7	14	9	4	13	= +1
7t)	Detroit	9	6	15	7	7	14	= +1
9t)	Tampa Bay	7	4	11	4	7	11	= 0
9t)	Washington	7	8	15	11	4	15	= 0
11t)	Atlanta	10	5	15	9	8	17	= -2
11t)	Green Bay	10	5	15	9	8	17	= -2
13)	Chicago	9	6	15	11	7	18	= -3
14)	Carolina	8	4	12	10	6	16	= -4
15)	L.A. Rams	7	5	12	13	6	19	= -7
16)	New Orleans	3	6	9	12	9	21	= -12
Totals		141	110	251	136	102	238	= +13

NFL / TAKEAWAYS, GIVEAWAYS

Rank	Team	TAKEAWAYS			GIVEAWAYS			Net Diff
		Int	Fum	Total	Int	Fum	Total	
1)	Philadelphia	15	8	23	3	7	10	= +13
2)	Dallas	10	11	21	10	2	12	= +9
3)	Minnesota	12	8	20	9	3	12	= +8
4)	Baltimore	11	9	20	9	5	14	= +6
5t)	L.A. Chargers	9	8	17	7	6	13	= +4
5t)	San Francisco	12	6	18	7	7	14	= +4
5t)	Seattle	11	10	21	7	10	17	= +4
8t)	Pittsburgh	14	3	17	10	4	14	= +3
8t)	N.Y. Giants	4	11	15	5	7	12	= +3
10t)	Cincinnati	8	6	14	8	4	12	= +2
10t)	New England	12	7	19	10	7	17	= +2
10t)	Tennessee	9	4	13	5	6	11	= +2
13t)	Denver	8	5	13	6	6	12	= +1
13t)	Jacksonville	9	7	16	6	9	15	= +1
13t)	Arizona	7	7	14	9	4	13	= +1
13t)	Detroit	9	6	15	7	7	14	= +1
17t)	Buffalo	13	7	20	11	9	20	= 0
17t)	N.Y. Jets	12	3	15	10	5	15	= 0
17t)	Tampa Bay	7	4	11	4	7	11	= 0
17t)	Washington	7	8	15	11	4	15	= 0
21t)	Las Vegas	4	5	9	8	3	11	= -2
21t)	Atlanta	10	5	15	9	8	17	= -2
21t)	Green Bay	10	5	15	9	8	17	= -2
24t)	Miami	7	5	12	10	5	15	= -3
24t)	Chicago	9	6	15	11	7	18	= -3
26t)	Kansas City	6	6	12	8	8	16	= -4
26t)	Carolina	8	4	12	10	6	16	= -4
28)	Cleveland	5	7	12	8	9	17	= -5
29)	Houston	8	6	14	15	5	20	= -6
30)	L.A. Rams	7	5	12	13	6	19	= -7
31)	New Orleans	3	6	9	12	9	21	= -12
32)	Indianapolis	5	7	12	14	12	26	= -14
Totals		281	205	486	281	205	486	= 0

WEEK 13 / THROUGH MONDAY, DECEMBER 5, 2022**AFC / TEAM/OFFENSE INSIDE THE 20**

Rank	Team	Poss	Pts	TD	TD%	FG	Score	Score%
1)	Cincinnati	42	214	28	66.7	6	34	81.0
2)	Kansas City	53	281	35	66.0	13	48	90.6
3t)	Miami	40	199	25	62.5	9	34	85.0
3t)	Tennessee	32	163	20	62.5	8	28	87.5
5)	Cleveland	41	194	24	58.5	10	34	82.9
6)	Buffalo	46	210	26	56.5	10	36	78.3
7)	Jacksonville	43	198	23	53.5	12	35	81.4
8)	Baltimore	45	215	23	51.1	18	41	91.1
9)	L.A. Chargers	42	199	21	50.0	17	38	90.5
10t)	N.Y. Jets	37	155	18	48.6	10	28	75.7
10t)	Pittsburgh	37	167	18	48.6	13	31	83.8
12)	Las Vegas	33	152	16	48.5	14	30	90.9
13)	Indianapolis	36	150	17	47.2	11	28	77.8
14)	Houston	33	135	14	42.4	13	27	81.8
15t)	Denver	24	88	9	37.5	9	18	75.0
15t)	New England	32	131	12	37.5	16	28	87.5

AFC / OPPONENTS/DEFENSE INSIDE THE 20

Rank	Team	Poss	Pts	TD	TD%	FG	Score	Score%
1)	Denver	28	114	9	32.1	17	26	92.9
2)	Buffalo	36	142	17	47.2	8	25	69.4
3)	Houston	39	183	20	51.3	14	34	87.2
4)	L.A. Chargers	40	197	21	52.5	17	38	95.0
5)	Cincinnati	38	182	20	52.6	14	34	89.5
6)	Tennessee	33	155	18	54.5	10	28	84.8
7)	Baltimore	38	184	21	55.3	13	34	89.5
8t)	Cleveland	45	219	25	55.6	16	41	91.1
8t)	New England	36	165	20	55.6	9	29	80.6
8t)	Pittsburgh	36	165	20	55.6	9	29	80.6
11)	N.Y. Jets	32	151	18	56.3	9	27	84.4
12)	Jacksonville	41	202	25	61.0	10	35	85.4
13)	Indianapolis	36	185	23	63.9	8	31	86.1
14t)	Las Vegas	39	197	25	64.1	7	32	82.1
14t)	Miami	39	206	25	64.1	11	36	92.3
16)	Kansas City	41	210	27	65.9	7	34	82.9

WEEK 13 / THROUGH MONDAY, DECEMBER 5, 2022**NFC / TEAM/OFFENSE INSIDE THE 20**

Rank	Team	Poss	Pts	TD	TD%	FG	Score	Score%
1)	Detroit	46	252	34	73.9	4	38	82.6
2)	Philadelphia	42	238	31	73.8	8	39	92.9
3)	Dallas	37	215	27	73.0	9	36	97.3
4)	Arizona	34	177	21	61.8	9	30	88.2
5)	Minnesota	44	224	27	61.4	13	40	90.9
6)	Atlanta	38	191	23	60.5	10	33	86.8
7)	N.Y. Giants	35	174	21	60.0	10	31	88.6
8)	Chicago	40	185	23	57.5	10	33	82.5
9)	San Francisco	41	191	22	53.7	13	35	85.4
10)	L.A. Rams	32	155	17	53.1	12	29	90.6
11)	Washington	34	154	18	52.9	11	29	85.3
12)	New Orleans	40	190	21	52.5	14	35	87.5
13)	Carolina	29	139	15	51.7	12	27	93.1
14)	Tampa Bay	35	157	18	51.4	11	29	82.9
15)	Green Bay	39	175	20	51.3	12	32	82.1
16)	Seattle	40	191	20	50.0	17	37	92.5

NFC / OPPONENTS/DEFENSE INSIDE THE 20

Rank	Team	Poss	Pts	TD	TD%	FG	Score	Score%
1)	L.A. Rams	37	163	16	43.2	17	33	89.2
2)	New Orleans	37	168	18	48.6	14	32	86.5
3)	N.Y. Giants	45	208	22	48.9	18	40	88.9
4)	Philadelphia	38	164	19	50.0	11	30	78.9
5)	Dallas	30	136	16	53.3	9	25	83.3
6)	San Francisco	26	115	14	53.8	7	21	80.8
7t)	Carolina	42	204	23	54.8	15	38	90.5
7t)	Washington	42	189	23	54.8	10	33	78.6
9)	Minnesota	37	176	21	56.8	10	31	83.8
10)	Green Bay	42	201	24	57.1	12	36	85.7
11)	Tampa Bay	33	163	19	57.6	10	29	87.9
12)	Atlanta	47	232	28	59.6	12	40	85.1
13)	Seattle	38	191	23	60.5	10	33	86.8
14)	Chicago	44	220	28	63.6	8	36	81.8
15)	Detroit	42	221	28	66.7	10	38	90.5
16)	Arizona	45	251	31	68.9	12	43	95.6

WEEK 13 / THROUGH MONDAY, DECEMBER 5, 2022

NFL / TEAM/OFFENSE INSIDE THE 20

Rank	Team	Poss	Pts	TD	TD%	FG	Score	Score%
1)	Detroit	46	252	34	73.9	4	38	82.6
2)	Philadelphia	42	238	31	73.8	8	39	92.9
3)	Dallas	37	215	27	73.0	9	36	97.3
4)	Cincinnati	42	214	28	66.7	6	34	81.0
5)	Kansas City	53	281	35	66.0	13	48	90.6
6t)	Miami	40	199	25	62.5	9	34	85.0
6t)	Tennessee	32	163	20	62.5	8	28	87.5
8)	Arizona	34	177	21	61.8	9	30	88.2
9)	Minnesota	44	224	27	61.4	13	40	90.9
10)	Atlanta	38	191	23	60.5	10	33	86.8
11)	N.Y. Giants	35	174	21	60.0	10	31	88.6
12)	Cleveland	41	194	24	58.5	10	34	82.9
13)	Chicago	40	185	23	57.5	10	33	82.5
14)	Buffalo	46	210	26	56.5	10	36	78.3
15)	San Francisco	41	191	22	53.7	13	35	85.4
16)	Jacksonville	43	198	23	53.5	12	35	81.4
17)	L.A. Rams	32	155	17	53.1	12	29	90.6
18)	Washington	34	154	18	52.9	11	29	85.3
19)	New Orleans	40	190	21	52.5	14	35	87.5
20)	Carolina	29	139	15	51.7	12	27	93.1
21)	Tampa Bay	35	157	18	51.4	11	29	82.9
22)	Green Bay	39	175	20	51.3	12	32	82.1
23)	Baltimore	45	215	23	51.1	18	41	91.1
24t)	L.A. Chargers	42	199	21	50.0	17	38	90.5
24t)	Seattle	40	191	20	50.0	17	37	92.5
26t)	N.Y. Jets	37	155	18	48.6	10	28	75.7
26t)	Pittsburgh	37	167	18	48.6	13	31	83.8
28)	Las Vegas	33	152	16	48.5	14	30	90.9
29)	Indianapolis	36	150	17	47.2	11	28	77.8
30)	Houston	33	135	14	42.4	13	27	81.8
31t)	Denver	24	88	9	37.5	9	18	75.0
31t)	New England	32	131	12	37.5	16	28	87.5

NFL / OPPONENTS/DEFENSE INSIDE THE 20

Rank	Team	Poss	Pts	TD	TD%	FG	Score	Score%
1)	Denver	28	114	9	32.1	17	26	92.9
2)	L.A. Rams	37	163	16	43.2	17	33	89.2
3)	Buffalo	36	142	17	47.2	8	25	69.4
4)	New Orleans	37	168	18	48.6	14	32	86.5
5)	N.Y. Giants	45	208	22	48.9	18	40	88.9
6)	Philadelphia	38	164	19	50.0	11	30	78.9
7)	Houston	39	183	20	51.3	14	34	87.2
8)	L.A. Chargers	40	197	21	52.5	17	38	95.0
9)	Cincinnati	38	182	20	52.6	14	34	89.5
10)	Dallas	30	136	16	53.3	9	25	83.3
11)	San Francisco	26	115	14	53.8	7	21	80.8
12)	Tennessee	33	155	18	54.5	10	28	84.8
13t)	Carolina	42	204	23	54.8	15	38	90.5
13t)	Washington	42	189	23	54.8	10	33	78.6
15)	Baltimore	38	184	21	55.3	13	34	89.5
16t)	Cleveland	45	219	25	55.6	16	41	91.1
16t)	New England	36	165	20	55.6	9	29	80.6
16t)	Pittsburgh	36	165	20	55.6	9	29	80.6
19)	N.Y. Jets	32	151	18	56.3	9	27	84.4
20)	Minnesota	37	176	21	56.8	10	31	83.8
21)	Green Bay	42	201	24	57.1	12	36	85.7
22)	Tampa Bay	33	163	19	57.6	10	29	87.9
23)	Atlanta	47	232	28	59.6	12	40	85.1
24)	Seattle	38	191	23	60.5	10	33	86.8
25)	Jacksonville	41	202	25	61.0	10	35	85.4
26)	Chicago	44	220	28	63.6	8	36	81.8
27)	Indianapolis	36	185	23	63.9	8	31	86.1
28t)	Las Vegas	39	197	25	64.1	7	32	82.1
28t)	Miami	39	206	25	64.1	11	36	92.3
30)	Kansas City	41	210	27	65.9	7	34	82.9
31)	Detroit	42	221	28	66.7	10	38	90.5
32)	Arizona	45	251	31	68.9	12	43	95.6

WEEK 13 / THROUGH MONDAY, DECEMBER 5, 2022

AFC / OFFENSE/TEAMS: FIRST DOWNS, THIRD DOWNS, FOURTH DOWNS

Rank	Team	FIRST DOWNS				THIRD DOWNS			FOURTH DOWNS		
		Total	Rush	Pass	Pen	Made	Att	Pct	Made	Att	Pct
1)	Kansas City	298	72	201	25	72	140	51.4	8	10	80.0
2)	Buffalo	286	95	171	20	74	143	51.7	6	12	50.0
3)	Cincinnati	271	77	166	28	71	147	48.3	2	10	20.0
4)	Cleveland	264	108	135	21	63	162	38.9	15	27	55.6
5)	Miami	255	61	173	21	53	137	38.7	8	17	47.1
6t)	Baltimore	252	122	113	17	67	153	43.8	7	13	53.8
6t)	Jacksonville	252	80	147	25	60	151	39.7	14	26	53.8
8t)	Las Vegas	245	88	140	17	55	143	38.5	11	19	57.9
8t)	L.A. Chargers	245	59	164	22	76	181	42.0	11	24	45.8
10)	Pittsburgh	236	84	132	20	66	167	39.5	9	13	69.2
11)	Indianapolis	241	67	156	18	62	174	35.6	7	16	43.8
12)	N.Y. Jets	216	63	133	20	55	167	32.9	9	19	47.4
13)	New England	202	72	116	14	55	152	36.2	3	9	33.3
14)	Denver	199	62	115	22	46	168	27.4	8	16	50.0
15)	Houston	197	66	109	22	40	151	26.5	11	17	64.7
16)	Tennessee	186	67	102	17	55	153	35.9	5	9	55.6
	Totals	3845	1243	2273	329	970	2489	39.0	134	257	52.1

AFC / DEFENSE/OPPONENTS: FIRST DOWNS, THIRD DOWNS, FOURTH DOWNS

Rank	Team	FIRST DOWNS				THIRD DOWNS			FOURTH DOWNS		
		Total	Rush	Pass	Pen	Made	Att	Pct	Made	Att	Pct
1)	New England	210	61	130	19	69	171	40.4	5	17	29.4
2)	Cincinnati	217	79	122	16	64	156	41.0	4	11	36.4
3)	Denver	222	83	108	31	52	163	31.9	7	12	58.3
4)	N.Y. Jets	223	82	119	22	70	172	40.7	7	19	36.8
5)	Baltimore	227	60	148	19	44	141	31.2	12	17	70.6
6)	Indianapolis	251	99	128	24	63	170	37.1	10	18	55.6
7)	Cleveland	235	86	125	24	51	142	35.9	6	11	54.5
8)	Pittsburgh	238	68	153	17	61	156	39.1	11	17	64.7
9)	Tennessee	240	68	150	22	49	161	30.4	17	22	77.3
10t)	Kansas City	241	71	156	14	62	153	40.5	15	23	65.2
10t)	Miami	241	76	139	26	66	158	41.8	11	23	47.8
12t)	Buffalo	243	79	140	24	59	152	38.8	15	25	60.0
12t)	L.A. Chargers	243	84	141	18	63	144	43.8	4	10	40.0
14)	Las Vegas	254	86	151	17	66	150	44.0	8	17	47.1
15)	Houston	257	102	138	17	60	157	38.2	9	14	64.3
16)	Jacksonville	262	90	152	20	67	147	45.6	7	18	38.9
	Totals	3804	1274	2200	330	966	2493	38.7	148	274	54.0

WEEK 13 / THROUGH MONDAY, DECEMBER 5, 2022

NFC / OFFENSE/TEAMS: FIRST DOWNS, THIRD DOWNS, FOURTH DOWNS

Rank	Team	FIRST DOWNS				THIRD DOWNS			FOURTH DOWNS		
		Total	Rush	Pass	Pen	Made	Att	Pct	Made	Att	Pct
1)	Philadelphia	279	121	135	23	71	155	45.8	18	24	75.0
2)	Detroit	267	86	155	26	62	145	42.8	13	26	50.0
3)	Minnesota	258	67	159	32	67	165	40.6	7	11	63.6
4)	Seattle	253	74	153	26	58	135	43.0	6	11	54.5
5)	N.Y. Giants	248	106	116	26	61	157	38.9	4	11	36.4
6)	San Francisco	246	87	138	21	71	157	45.2	5	12	41.7
7t)	Arizona	245	85	143	17	63	167	37.7	16	32	50.0
7t)	Tampa Bay	245	54	168	23	68	173	39.3	6	12	50.0
9)	Washington	265	99	141	25	63	177	35.6	9	17	52.9
10)	Dallas	241	95	129	17	68	154	44.2	7	13	53.8
11)	Green Bay	253	88	141	24	62	153	40.5	6	21	28.6
12)	Atlanta	250	114	111	25	57	140	40.7	4	8	50.0
13)	New Orleans	239	74	148	17	65	164	39.6	3	8	37.5
14)	Chicago	230	128	84	18	78	173	45.1	7	16	43.8
15)	L.A. Rams	208	59	136	13	61	153	39.9	12	16	75.0
16)	Carolina	179	75	90	14	39	144	27.1	9	16	56.3
	Totals	3906	1412	2147	347	1014	2512	40.4	132	254	52.0

NFC / DEFENSE/OPPONENTS: FIRST DOWNS, THIRD DOWNS, FOURTH DOWNS

Rank	Team	FIRST DOWNS				THIRD DOWNS			FOURTH DOWNS		
		Total	Rush	Pass	Pen	Made	Att	Pct	Made	Att	Pct
1)	San Francisco	196	53	123	20	62	156	39.7	6	13	46.2
2)	Washington	227	73	126	28	53	160	33.1	8	17	47.1
3)	Tampa Bay	210	66	129	15	63	169	37.3	8	16	50.0
4)	L.A. Rams	225	62	149	14	63	152	41.4	8	13	61.5
5)	Dallas	227	83	115	29	54	160	33.8	9	15	60.0
6)	Philadelphia	230	81	128	21	58	152	38.2	9	15	60.0
7)	Green Bay	254	109	122	23	58	152	38.2	7	14	50.0
8)	New Orleans	258	90	133	35	70	175	40.0	7	13	53.8
9)	Carolina	245	94	133	18	65	162	40.1	3	11	27.3
10)	Chicago	267	109	135	23	75	154	48.7	4	11	36.4
11t)	Arizona	260	83	161	16	63	140	45.0	6	11	54.5
11t)	Minnesota	260	82	161	17	57	149	38.3	9	21	42.9
11t)	Seattle	260	95	142	23	73	163	44.8	9	22	40.9
14)	N.Y. Giants	263	90	145	28	51	145	35.2	7	11	63.6
15)	Atlanta	285	108	163	14	82	173	47.4	7	14	50.0
16)	Detroit	280	103	155	22	71	146	48.6	11	20	55.0
	Totals	3947	1381	2220	346	1018	2508	40.6	118	237	49.8

WEEK 13 / THROUGH MONDAY, DECEMBER 5, 2022

NFL / OFFENSE/TEAMS: FIRST DOWNS, THIRD DOWNS, FOURTH DOWNS

Rank	Team	FIRST DOWNS				THIRD DOWNS			FOURTH DOWNS		
		Total	Rush	Pass	Pen	Made	Att	Pct	Made	Att	Pct
1)	Kansas City	298	72	201	25	72	140	51.4	8	10	80.0
2)	Buffalo	286	95	171	20	74	143	51.7	6	12	50.0
3)	Philadelphia	279	121	135	23	71	155	45.8	18	24	75.0
4)	Cincinnati	271	77	166	28	71	147	48.3	2	10	20.0
5)	Detroit	267	86	155	26	62	145	42.8	13	26	50.0
6)	Cleveland	264	108	135	21	63	162	38.9	15	27	55.6
7)	Minnesota	258	67	159	32	67	165	40.6	7	11	63.6
8)	Miami	255	61	173	21	53	137	38.7	8	17	47.1
9)	Seattle	253	74	153	26	58	135	43.0	6	11	54.5
10t)	Baltimore	252	122	113	17	67	153	43.8	7	13	53.8
10t)	Jacksonville	252	80	147	25	60	151	39.7	14	26	53.8
12)	N.Y. Giants	248	106	116	26	61	157	38.9	4	11	36.4
13)	San Francisco	246	87	138	21	71	157	45.2	5	12	41.7
14t)	Las Vegas	245	88	140	17	55	143	38.5	11	19	57.9
14t)	L.A. Chargers	245	59	164	22	76	181	42.0	11	24	45.8
14t)	Arizona	245	85	143	17	63	167	37.7	16	32	50.0
14t)	Tampa Bay	245	54	168	23	68	173	39.3	6	12	50.0
18)	Washington	265	99	141	25	63	177	35.6	9	17	52.9
19)	Dallas	241	95	129	17	68	154	44.2	7	13	53.8
20)	Pittsburgh	236	84	132	20	66	167	39.5	9	13	69.2
21)	Green Bay	253	88	141	24	62	153	40.5	6	21	28.6
22)	Atlanta	250	114	111	25	57	140	40.7	4	8	50.0
23)	Indianapolis	241	67	156	18	62	174	35.6	7	16	43.8
24)	New Orleans	239	74	148	17	65	164	39.6	3	8	37.5
25)	N.Y. Jets	216	63	133	20	55	167	32.9	9	19	47.4
26)	Chicago	230	128	84	18	78	173	45.1	7	16	43.8
27)	L.A. Rams	208	59	136	13	61	153	39.9	12	16	75.0
28)	New England	202	72	116	14	55	152	36.2	3	9	33.3
29)	Denver	199	62	115	22	46	168	27.4	8	16	50.0
30)	Houston	197	66	109	22	40	151	26.5	11	17	64.7
31)	Tennessee	186	67	102	17	55	153	35.9	5	9	55.6
32)	Carolina	179	75	90	14	39	144	27.1	9	16	56.3
	Totals	7751	2655	4420	676	1984	5001	39.7	266	511	52.1

NFL / DEFENSE/OPPONENTS: FIRST DOWNS, THIRD DOWNS, FOURTH DOWNS

Rank	Team	FIRST DOWNS				THIRD DOWNS			FOURTH DOWNS		
		Total	Rush	Pass	Pen	Made	Att	Pct	Made	Att	Pct
1)	San Francisco	196	53	123	20	62	156	39.7	6	13	46.2
2)	Washington	227	73	126	28	53	160	33.1	8	17	47.1
3t)	New England	210	61	130	19	69	171	40.4	5	17	29.4
3t)	Tampa Bay	210	66	129	15	63	169	37.3	8	16	50.0
5)	Cincinnati	217	79	122	16	64	156	41.0	4	11	36.4
6)	Denver	222	83	108	31	52	163	31.9	7	12	58.3
7)	N.Y. Jets	223	82	119	22	70	172	40.7	7	19	36.8
8)	L.A. Rams	225	62	149	14	63	152	41.4	8	13	61.5
9t)	Baltimore	227	60	148	19	44	141	31.2	12	17	70.6
9t)	Dallas	227	83	115	29	54	160	33.8	9	15	60.0
11)	Philadelphia	230	81	128	21	58	152	38.2	9	15	60.0
12)	Indianapolis	251	99	128	24	63	170	37.1	10	18	55.6
13)	Green Bay	254	109	122	23	58	152	38.2	7	14	50.0
14)	Cleveland	235	86	125	24	51	142	35.9	6	11	54.5
15)	Pittsburgh	238	68	153	17	61	156	39.1	11	17	64.7
16)	New Orleans	258	90	133	35	70	175	40.0	7	13	53.8
17)	Tennessee	240	68	150	22	49	161	30.4	17	22	77.3
18t)	Kansas City	241	71	156	14	62	153	40.5	15	23	65.2
18t)	Miami	241	76	139	26	66	158	41.8	11	23	47.8
20t)	Buffalo	243	79	140	24	59	152	38.8	15	25	60.0
20t)	L.A. Chargers	243	84	141	18	63	144	43.8	4	10	40.0
22)	Carolina	245	94	133	18	65	162	40.1	3	11	27.3
23)	Chicago	267	109	135	23	75	154	48.7	4	11	36.4
24)	Las Vegas	254	86	151	17	66	150	44.0	8	17	47.1
25)	Houston	257	102	138	17	60	157	38.2	9	14	64.3
26t)	Arizona	260	83	161	16	63	140	45.0	6	11	54.5
26t)	Minnesota	260	82	161	17	57	149	38.3	9	21	42.9
26t)	Seattle	260	95	142	23	73	163	44.8	9	22	40.9
29)	Jacksonville	262	90	152	20	67	147	45.6	7	18	38.9
30)	N.Y. Giants	263	90	145	28	51	145	35.2	7	11	63.6
31)	Atlanta	285	108	163	14	82	173	47.4	7	14	50.0
32)	Detroit	280	103	155	22	71	146	48.6	11	20	55.0
	Totals	7751	2655	4420	676	1984	5001	39.7	266	511	52.1

WEEK 13 / THROUGH MONDAY, DECEMBER 5, 2022

AFC / FIRST-DOWN PLAYS BY TEAMS

Rank	Team	Yds/Play	Plays	Yards
1)	Miami	6.88	339	2333
2)	Buffalo	6.31	367	2315
3)	Las Vegas	6.26	334	2092
4)	Baltimore	6.06	345	2091
5)	Jacksonville	5.89	337	1984
6)	Tennessee	5.88	294	1728
7)	Cincinnati	5.76	357	2056
8)	Cleveland	5.75	357	2052
9)	Houston	5.75	307	1764
10)	Kansas City	5.73	367	2104
11)	N.Y. Jets	5.68	325	1845
12)	New England	5.21	311	1620
13)	Denver	5.00	322	1609
14)	L.A. Chargers	4.98	343	1708
15)	Pittsburgh	4.88	345	1685
16)	Indianapolis	4.49	364	1635
	TOTAL	5.66	5414	30621

AFC / FIRST-DOWN PLAYS BY OPPONENTS

Rank	Team	Yds/Play	Plays	Yards
1)	Jacksonville	5.09	347	1767
2)	Baltimore	5.17	323	1670
3)	Buffalo	5.21	332	1731
4)	Las Vegas	5.32	339	1802
5)	New England	5.32	319	1697
6)	N.Y. Jets	5.33	331	1763
7)	Miami	5.33	327	1742
8)	Tennessee	5.38	336	1806
9)	Kansas City	5.46	332	1814
10)	Denver	5.54	332	1840
11)	Houston	5.56	362	2014
12)	Pittsburgh	5.60	336	1881
13)	Indianapolis	5.60	364	2039
14)	Cleveland	5.84	332	1939
15)	Cincinnati	5.88	315	1851
16)	L.A. Chargers	6.73	337	2268
	TOTAL	5.52	5364	29624

WEEK 13 / THROUGH MONDAY, DECEMBER 5, 2022

NFC / FIRST-DOWN PLAYS BY TEAMS

Rank	Team	Yds/Play	Plays	Yards
1)	Seattle	6.37	337	2148
2)	Atlanta	6.16	339	2089
3)	Philadelphia	5.97	357	2131
4)	San Francisco	5.97	339	2023
5)	Detroit	5.76	342	1971
6)	Chicago	5.72	331	1894
7)	New Orleans	5.51	349	1922
8)	Dallas	5.29	332	1756
9)	Washington	5.20	383	1990
10)	Minnesota	5.09	349	1777
11)	Carolina	5.02	283	1422
12)	Tampa Bay	5.01	351	1758
13)	Green Bay	4.96	357	1770
14)	L.A. Rams	4.87	312	1519
15)	N.Y. Giants	4.70	341	1604
16)	Arizona	4.37	343	1498
	TOTAL	5.38	5445	29272

NFC / FIRST-DOWN PLAYS BY OPPONENTS

Rank	Team	Yds/Play	Plays	Yards
1)	San Francisco	4.27	295	1261
2)	Dallas	4.68	331	1550
3)	Philadelphia	4.75	326	1549
4)	Tampa Bay	4.96	315	1563
5)	New Orleans	4.96	368	1827
6)	L.A. Rams	5.19	320	1662
7)	Seattle	5.43	352	1910
8)	Chicago	5.65	353	1996
9)	Arizona	5.69	347	1975
10)	Green Bay	5.70	347	1978
11)	Detroit	5.79	358	2074
12)	Minnesota	5.85	357	2089
13)	Carolina	5.93	352	2088
14)	Atlanta	6.13	377	2312
15)	Washington	6.21	342	2125
16)	N.Y. Giants	6.51	355	2310
	TOTAL	5.51	5495	30269

WEEK 13 / THROUGH MONDAY, DECEMBER 5, 2022**NFL / FIRST-DOWN PLAYS BY TEAMS**

Rank	Team	Yds/Play	Plays	Yards
1)	Miami	6.88	339	2333
2)	Seattle	6.37	337	2148
3)	Buffalo	6.31	367	2315
4)	Las Vegas	6.26	334	2092
5)	Atlanta	6.16	339	2089
6)	Baltimore	6.06	345	2091
7)	Philadelphia	5.97	357	2131
8)	San Francisco	5.97	339	2023
9)	Jacksonville	5.89	337	1984
10)	Tennessee	5.88	294	1728
11)	Detroit	5.76	342	1971
12)	Cincinnati	5.76	357	2056
13)	Cleveland	5.75	357	2052
14)	Houston	5.75	307	1764
15)	Kansas City	5.73	367	2104
16)	Chicago	5.72	331	1894
17)	N.Y. Jets	5.68	325	1845
18)	New Orleans	5.51	349	1922
19)	Dallas	5.29	332	1756
20)	New England	5.21	311	1620
21)	Washington	5.20	383	1990
22)	Minnesota	5.09	349	1777
23)	Carolina	5.02	283	1422
24)	Tampa Bay	5.01	351	1758
25)	Denver	5.00	322	1609
26)	L.A. Chargers	4.98	343	1708
27)	Green Bay	4.96	357	1770
28)	Pittsburgh	4.88	345	1685
29)	L.A. Rams	4.87	312	1519
30)	N.Y. Giants	4.70	341	1604
31)	Indianapolis	4.49	364	1635
32)	Arizona	4.37	343	1498
	TOTAL	5.52	10859	59893

NFL / FIRST-DOWN PLAYS BY OPPONENTS

Rank	Team	Yds/Play	Plays	Yards
1)	San Francisco	4.27	295	1261
2)	Dallas	4.68	331	1550
3)	Philadelphia	4.75	326	1549
4)	Tampa Bay	4.96	315	1563
5)	New Orleans	4.96	368	1827
6)	Jacksonville	5.09	347	1767
7)	Baltimore	5.17	323	1670
8)	L.A. Rams	5.19	320	1662
9)	Buffalo	5.21	332	1731
10)	Las Vegas	5.32	339	1802
11)	New England	5.32	319	1697
12)	N.Y. Jets	5.33	331	1763
13)	Miami	5.33	327	1742
14)	Tennessee	5.38	336	1806
15)	Seattle	5.43	352	1910
16)	Kansas City	5.46	332	1814
17)	Denver	5.54	332	1840
18)	Houston	5.56	362	2014
19)	Pittsburgh	5.60	336	1881
20)	Indianapolis	5.60	364	2039
21)	Chicago	5.65	353	1996
22)	Arizona	5.69	347	1975
23)	Green Bay	5.70	347	1978
24)	Detroit	5.79	358	2074
25)	Cleveland	5.84	332	1939
26)	Minnesota	5.85	357	2089
27)	Cincinnati	5.88	315	1851
28)	Carolina	5.93	352	2088
29)	Atlanta	6.13	377	2312
30)	Washington	6.21	342	2125
31)	N.Y. Giants	6.51	355	2310
32)	L.A. Chargers	6.73	337	2268
	TOTAL	5.52	10859	59893

WEEK 13 / THROUGH MONDAY, DECEMBER 5, 2022

AFC / KICKOFFS (Receiving Team)

Rank	Team	TotKO	AdjKO	TB	TB%	EZ	EZ%	OB	I20	Avg.Start
1)	Baltimore	55	53	37	69.8	44	80.0	1	4	26.5
2)	Pittsburgh	63	60	43	71.7	47	74.6	0	4	26.4
3)	Buffalo	50	47	24	51.1	29	58.0	1	3	26.1
4)	Indianapolis	69	69	42	60.9	56	81.2	0	5	25.8
5)	Houston	65	65	48	73.8	52	80.0	2	4	25.5
6)	N.Y. Jets	53	52	32	61.5	37	69.8	2	7	25.5
7)	New England	54	52	28	53.8	38	70.4	1	4	25.3
8)	Kansas City	63	60	28	46.7	35	55.6	1	9	25.3
9)	Jacksonville	62	62	41	66.1	55	88.7	0	6	24.8
10)	Miami	60	59	42	71.2	47	78.3	0	5	24.7
11)	Las Vegas	61	61	40	65.6	46	75.4	0	6	24.6
12)	Cleveland	69	65	37	56.9	51	73.9	4	10	24.6
13)	L.A. Chargers	70	69	43	62.3	53	75.7	1	8	24.3
14)	Cincinnati	58	56	36	64.3	43	74.1	0	6	24.2
15)	Tennessee	55	53	28	52.8	33	60.0	0	9	24.0
16)	Denver	56	54	35	64.8	41	73.2	0	9	23.2
	Totals	963	937	584	62.3	707	75.5	13	99	25.0

AFC / KICKOFFS (Kicking Team)

Rank	Team	TotKO	AdjKO	TB	TB%	EZ	EZ%	OB	I20	Avg.Start
1)	Houston	51	45	22	48.9	30	58.8	1	13	21.7
2)	Tennessee	52	52	29	55.8	35	67.3	0	8	23.7
3)	Buffalo	71	69	34	49.3	41	57.7	2	10	24.2
4)	Denver	49	48	29	60.4	37	75.5	0	5	24.5
5)	Las Vegas	66	64	41	64.1	47	71.2	1	7	24.5
6)	Jacksonville	58	56	32	57.1	40	69.0	0	6	24.6
7)	Indianapolis	57	57	30	52.6	43	75.4	2	9	24.7
8)	Baltimore	65	65	48	73.8	55	84.6	0	5	25.0
9)	Kansas City	71	70	44	62.9	59	83.1	0	9	25.1
10)	L.A. Chargers	60	58	47	81.0	48	80.0	0	3	25.2
11)	Cleveland	64	61	39	63.9	43	67.2	2	5	25.4
12)	New England	60	58	29	50.0	36	60.0	0	9	25.7
13)	N.Y. Jets	59	56	49	87.5	52	88.1	0	0	25.9
14)	Cincinnati	68	65	43	66.2	48	70.6	2	3	26.3
15)	Miami	66	64	48	75.0	59	89.4	0	5	26.4
16)	Pittsburgh	54	52	18	34.6	29	53.7	3	7	26.8
	Totals	971	940	582	61.9	702	74.7	13	104	25.0

Note: Average team drive start DOES NOT include onside kicks or kickoffs at the end of a half unless either kickoff is returned for a touchdown. All other kickoffs (returned kickoffs, fair catches, touchback and kickoffs out of bounds) are included. Kickoffs resulting in the kicking team retaining possession are not included.

ADJ KO: Adjusted kickoffs are used to compute the Avg. Team Drive Start.

I20: The number of drives that start inside (not including) the 20 yd line.

WEEK 13 / THROUGH MONDAY, DECEMBER 5, 2022

NFC / KICKOFFS (Receiving Team)

Rank	Team	TotKO	AdjKO	TB	TB%	EZ	EZ%	OB	I20	Avg.Start
1)	Carolina	59	55	33	60.0	41	69.5	0	3	27.1
2)	Detroit	67	64	41	64.1	50	74.6	1	3	27.1
3)	Chicago	68	68	41	60.3	50	73.5	0	5	25.8
4)	Minnesota	66	64	39	60.9	52	78.8	0	6	25.8
5)	Atlanta	72	72	50	69.4	59	81.9	1	7	25.4
6)	Seattle	62	60	40	66.7	46	74.2	1	5	25.2
7)	Green Bay	69	67	35	52.2	46	66.7	0	9	24.9
8)	Tampa Bay	52	50	36	72.0	43	82.7	0	3	24.8
9)	Arizona	67	64	45	70.3	51	76.1	0	8	24.5
10)	Dallas	53	52	37	71.2	46	86.8	0	8	24.5
11)	Washington	61	60	32	53.3	41	67.2	0	9	24.4
12)	L.A. Rams	66	64	42	65.6	53	80.3	1	5	24.4
13)	New Orleans	70	69	45	65.2	58	82.9	0	7	24.3
14)	Philadelphia	50	47	25	53.2	29	58.0	1	7	24.2
15)	N.Y. Giants	62	60	43	71.7	51	82.3	0	7	24.0
16)	San Francisco	45	45	27	60.0	36	80.0	0	7	23.6
	Totals	989	961	611	63.6	752	78.3	5	99	25.0

NFC / KICKOFFS (Kicking Team)

Rank	Team	TotKO	AdjKO	TB	TB%	EZ	EZ%	OB	I20	Avg.Start
1)	Carolina	58	56	32	57.1	41	70.7	1	9	23.8
2)	Seattle	72	72	41	56.9	53	73.6	0	9	23.9
3)	Arizona	56	54	43	79.6	48	85.7	0	4	24.2
4)	Dallas	69	68	52	76.5	62	89.9	0	4	24.3
5)	Detroit	64	62	37	59.7	46	71.9	1	8	24.7
6)	Chicago	62	61	35	57.4	57	91.9	1	11	25.0
7)	Atlanta	62	62	46	74.2	50	80.6	0	5	25.1
8)	Minnesota	62	62	40	64.5	47	75.8	0	7	25.3
9)	San Francisco	66	65	34	52.3	44	66.7	0	8	25.4
10)	Washington	61	59	49	83.1	53	86.9	0	1	25.4
11)	Philadelphia	66	66	45	68.2	54	81.8	0	6	25.5
12)	N.Y. Giants	60	57	38	66.7	43	71.7	0	5	25.6
13)	L.A. Rams	51	50	41	82.0	44	86.3	1	1	25.6
14)	New Orleans	61	56	40	71.4	45	73.8	0	1	25.7
15)	Green Bay	56	55	15	27.3	26	46.4	0	7	25.8
16)	Tampa Bay	55	53	25	47.2	44	80.0	1	8	26.0
	Totals	981	958	613	64.0	757	79.0	5	94	25.0

Note: Average team drive start DOES NOT include inside kicks or kickoffs at the end of a half unless either kickoff is returned for a touchdown. All other kickoffs (returned kickoffs, fair catches, touchback and kickoffs out of bounds) are included. Kickoffs resulting in the kicking team retaining possession are not included.

ADJ KO: Adjusted kickoffs are used to compute the Avg. Team Drive Start.

I20: The number of drives that start inside (not including) the 20 yd line.

WEEK 13 / THROUGH MONDAY, DECEMBER 5, 2022

NFL / KICKOFFS (Receiving Team)

Rank	Team	TotKO	AdjKO	TB	TB%	EZ	EZ%	OB	I20	Avg.Start
1)	Carolina	59	55	33	60.0	41	69.5	0	3	27.1
2)	Detroit	67	64	41	64.1	50	74.6	1	3	27.1
3)	Baltimore	55	53	37	69.8	44	80.0	1	4	26.5
4)	Pittsburgh	63	60	43	71.7	47	74.6	0	4	26.4
5)	Buffalo	50	47	24	51.1	29	58.0	1	3	26.1
6)	Indianapolis	69	69	42	60.9	56	81.2	0	5	25.8
7)	Chicago	68	68	41	60.3	50	73.5	0	5	25.8
8)	Minnesota	66	64	39	60.9	52	78.8	0	6	25.8
9)	Houston	65	65	48	73.8	52	80.0	2	4	25.5
10)	N.Y. Jets	53	52	32	61.5	37	69.8	2	7	25.5
11)	Atlanta	72	72	50	69.4	59	81.9	1	7	25.4
12)	New England	54	52	28	53.8	38	70.4	1	4	25.3
13)	Kansas City	63	60	28	46.7	35	55.6	1	9	25.3
14)	Seattle	62	60	40	66.7	46	74.2	1	5	25.2
15)	Green Bay	69	67	35	52.2	46	66.7	0	9	24.9
16)	Jacksonville	62	62	41	66.1	55	88.7	0	6	24.8
17)	Tampa Bay	52	50	36	72.0	43	82.7	0	3	24.8
18)	Miami	60	59	42	71.2	47	78.3	0	5	24.7
19)	Las Vegas	61	61	40	65.6	46	75.4	0	6	24.6
20)	Cleveland	69	65	37	56.9	51	73.9	4	10	24.6
21)	Arizona	67	64	45	70.3	51	76.1	0	8	24.5
22)	Dallas	53	52	37	71.2	46	86.8	0	8	24.5
23)	Washington	61	60	32	53.3	41	67.2	0	9	24.4
24)	L.A. Rams	66	64	42	65.6	53	80.3	1	5	24.4
25)	L.A. Chargers	70	69	43	62.3	53	75.7	1	8	24.3
26)	New Orleans	70	69	45	65.2	58	82.9	0	7	24.3
27)	Cincinnati	58	56	36	64.3	43	74.1	0	6	24.2
28)	Philadelphia	50	47	25	53.2	29	58.0	1	7	24.2
29)	Tennessee	55	53	28	52.8	33	60.0	0	9	24.0
30)	N.Y. Giants	62	60	43	71.7	51	82.3	0	7	24.0
31)	San Francisco	45	45	27	60.0	36	80.0	0	7	23.6
32)	Denver	56	54	35	64.8	41	73.2	0	9	23.2
	Totals	1952	1898	1195	63.0	1459	76.9	18	198	25.0

Note: Average opponent drive start DOES NOT include onside kicks or kickoffs at the end of a half unless either kickoff is returned for a touchdown. All other kickoffs (returned kickoffs, fair catches, touchback and kickoffs out of bounds) are included. Kickoffs resulting in the kicking team retaining possession are not included.

ADJ KO: Adjusted kickoffs are used to compute the Avg. Team Drive Start.

I20: The number of drives that start inside (not including) the 20 yd line.

WEEK 13 / THROUGH MONDAY, DECEMBER 5, 2022

NFL / KICKOFFS (Kicking Team)

Rank	Team	TotKO	AdjKO	TB	TB%	EZ	EZ%	OB	I20	Avg.Start
1)	Houston	51	45	22	48.9	30	58.8	1	13	21.7
2)	Tennessee	52	52	29	55.8	35	67.3	0	8	23.7
3)	Carolina	58	56	32	57.1	41	70.7	1	9	23.8
4)	Seattle	72	72	41	56.9	53	73.6	0	9	23.9
5)	Buffalo	71	69	34	49.3	41	57.7	2	10	24.2
6)	Arizona	56	54	43	79.6	48	85.7	0	4	24.2
7)	Dallas	69	68	52	76.5	62	89.9	0	4	24.3
8)	Denver	49	48	29	60.4	37	75.5	0	5	24.5
9)	Las Vegas	66	64	41	64.1	47	71.2	1	7	24.5
10)	Jacksonville	58	56	32	57.1	40	69.0	0	6	24.6
11)	Detroit	64	62	37	59.7	46	71.9	1	8	24.7
12)	Indianapolis	57	57	30	52.6	43	75.4	2	9	24.7
13)	Baltimore	65	65	48	73.8	55	84.6	0	5	25.0
14)	Chicago	62	61	35	57.4	57	91.9	1	11	25.0
15)	Kansas City	71	70	44	62.9	59	83.1	0	9	25.1
16)	Atlanta	62	62	46	74.2	50	80.6	0	5	25.1
17)	L.A. Chargers	60	58	47	81.0	48	80.0	0	3	25.2
18)	Minnesota	62	62	40	64.5	47	75.8	0	7	25.3
19)	San Francisco	66	65	34	52.3	44	66.7	0	8	25.4
20)	Washington	61	59	49	83.1	53	86.9	0	1	25.4
21)	Cleveland	64	61	39	63.9	43	67.2	2	5	25.4
22)	Philadelphia	66	66	45	68.2	54	81.8	0	6	25.5
23)	N.Y. Giants	60	57	38	66.7	43	71.7	0	5	25.6
24)	L.A. Rams	51	50	41	82.0	44	86.3	1	1	25.6
25)	New Orleans	61	56	40	71.4	45	73.8	0	1	25.7
26)	New England	60	58	29	50.0	36	60.0	0	9	25.7
27)	Green Bay	56	55	15	27.3	26	46.4	0	7	25.8
28)	N.Y. Jets	59	56	49	87.5	52	88.1	0	0	25.9
29)	Tampa Bay	55	53	25	47.2	44	80.0	1	8	26.0
30)	Cincinnati	68	65	43	66.2	48	70.6	2	3	26.3
31)	Miami	66	64	48	75.0	59	89.4	0	5	26.4
32)	Pittsburgh	54	52	18	34.6	29	53.7	3	7	26.8
	Totals	1952	1898	1195	63.0	1459	76.9	18	198	25.0

Note: Average team drive start DOES NOT include onside kicks or kickoffs at the end of a half unless either kickoff is returned for a touchdown. All other kickoffs (returned kickoffs, fair catches, touchback and kickoffs out of bounds) are included. Kickoffs resulting in the kicking team retaining possession are not included.

ADJ KO: Adjusted kickoffs are used to compute the Avg. Team Drive Start.

I20: The number of drives that start inside (not including) the 20 yd line.

WEEK 13 / THROUGH MONDAY, DECEMBER 5, 2022**AFC / SINGLE-GAME HIGHS / PLAYERS**

Most Points-- 30, Mixon, Cin. vs. Car., 11/6, (5 td, 0 fg, 0 xp, 0 2pt)
Passing Yards-- 481, Burrow, Cin. vs. Atl., 10/23, (34-42, 481, 3 td, 0 int)
Longest Pass-- 98, Allen, Buff. vs. Pitt., 10/9, (to Davis, Gabe, td)
Passing Touchdowns-- 6, Tagovailoa, Miami at Balt., 9/18, (36-50, 469, 6 td, 2 int)
Rushing Yards-- 229, Jacobs, L.V. at Sea., 11/27 (OT), (33-229, 2 td)
Rushing Yards-- 219, Henry, Tenn. at Hou., 10/30, (32-219, 2 td)
Rushing Attempts-- 33, Jacobs, L.V. at Sea., 11/27 (OT), (33-229, 2 td)
Rushing Attempts-- 32, Henry, Tenn. at Hou., 10/30, (32-219, 2 td)
Longest Rush-- 86, Jacobs, L.V. at Sea., 11/27 (OT), td
Longest Rush-- 79, L. Jackson, Balt. vs. Miami, 9/18, td
Receptions-- 13, Pittman, Ind. vs. Jax , 10/16, (13-134, 0 td)
Receiving Yards-- 190, Hill, Miami at Balt., 9/18, (11-190, 2 td)
Kickoff Return Yards-- 157, D. Johnson, Buff. vs. Minn., 11/13 (OT), (7-157, 0 td)
Kickoff Return Yards-- 154, Sims, Pitt. vs. Cin., 11/20, (7-154, 0 td)
Kickoff Returns-- 7, D. Johnson, Buff. vs. Minn., 11/13 (OT), (7-157, 0 td)
Kickoff Returns-- 7, Sims, Pitt. vs. Cin., 11/20, (7-154, 0 td)
Longest Kickoff Return-- 103, Duvernay, Balt. vs. Miami, 9/18, td
Punt Return Yards-- 109, Mar. Jones, N.E. vs. NY-J, 11/20, (4-109, 1 fc, 1 td)
Punt Returns-- 5, (3 times in Overtime Games)
Punt Returns-- 5, Felton, Clev. at Car., 9/11, (5-29, 0 fc, 0 td)
Longest Punt Return-- 84, Mar. Jones, N.E. vs. NY-J, 11/20, td
Interceptions-- 2, Sterns, Denv. vs. Ind., 10/6 (OT), (2-25, 0 td)
Interceptions-- 2, (7 times in Non-Overtime Games)
Longest Interception Return-- 99, Ja. Watson, K.C. vs. LA-C, 9/15, td
Sacks-- 3.0, Highsmith, Pitt. at Cin., 9/11 (OT)
Sacks-- 3.0, (5 times in Non-Overtime Games)
Scrimmage Yards-- 303, Jacobs, L.V. at Sea., 11/27 (OT), (Rush 33-229, Rec 6-74)
Scrimmage Yards-- 228, Henry, Tenn. at Hou., 10/30, (Rush 32-219, Rec 1-9)
Longest Punt-- 76, Bojorquez, Clev. at Balt., 10/23
Punts-- 10, Waitman, Denv. vs. S.F., 9/25, (10-476, 47.6)
Punts-- 10, Mann, NY-J at N.E., 11/20, (10-458, 45.8)
Field Goals Made-- 6, Bass, Buff. vs. Clev., 11/20, (6-6, 56 lg)
Longest Field Goal-- 62, Butker, K.C. vs. Buff., 10/16

NFC / SINGLE-GAME HIGHS / PLAYERS

Most Points-- 20, Foreman, Car. at Atl., 10/30 (OT), (3 td, 0 fg, 0 xp, 1 2pt)
Most Points-- 18, (5 times in Non-Overtime Games)
Passing Yards-- 385, Brady, T.B. vs. K.C., 10/2, (39-52, 385, 3 td, 0 int)
Longest Pass-- 81, Goff, Det. vs. Sea., 10/2, (to Hockenson, T.J.)
Passing Touchdowns-- 4, (6 times in Non-Overtime Games)
Rushing Yards-- 178, Fields, Chi. vs. Miami, 11/6, (15-178, 1 td)
Rushing Attempts-- 35, Barkley, NY-G vs. Hou., 11/13, (35-152, 1 td)
Longest Rush-- 81, Cook, Minn. at Buff., 11/13 (OT), td
Longest Rush-- 74, Walker, Sea. at LA-C, 10/23, td
Receptions-- 14, M. Brown, Ariz. vs. LA-R, 9/25, (14-140, 0 td)
Receptions-- 14, Kupp, LA-R at S.F., 10/3, (14-122, 0 td)
Receiving Yards-- 193, Jefferson, Minn. at Buff., 11/13 (OT), (10-193, 1 td)
Receiving Yards-- 184, Jefferson, Minn. vs. G.B., 9/11, (9-184, 2 td)
Kickoff Return Yards-- 200, Blackshear, Car. vs. S.F., 10/9, (7-200, 0 td)
Kickoff Returns-- 7, Blackshear, Car. vs. S.F., 10/9, (7-200, 0 td)
Longest Kickoff Return-- 103, Patterson, Atl. vs. Chi., 11/20, td
Punt Return Yards-- 105, Covey, Phil. vs. Tenn., 12/4, (6-105, 0 fc, 0 td)
Punt Returns-- 8, Darden, T.B. vs. LA-R, 11/6, (8-82, 1 fc, 0 td)
Longest Punt Return-- 56, A. Williams, Atl. at Cin., 10/23
Interceptions-- 2, (3 times in Overtime Games)
Interceptions-- 2, (5 times in Non-Overtime Games)
Longest Interception Return-- 68, Edwards, T.B. at N.O., 9/18, td
Sacks-- 3.0, (5 times in Non-Overtime Games)
Scrimmage Yards-- 194, Barkley, NY-G at Tenn., 9/11, (Rush 18-164, Rec 6-30)
Scrimmage Yards-- 194, Kamara, N.O. vs. Sea., 10/9, (Rush 23-103, Rec 6-91)
Longest Punt-- 83, Anger, Dal. vs. Chi., 10/30
Punts-- 10, Wright, Minn. at Miami, 10/16, (10-441, 44.1)
Field Goals Made-- 5, Joseph, Minn. at N.O., 10/2, (5-5, 47 lg)
Longest Field Goal-- 60, Lutz, N.O. vs. Minn., 10/2
Longest Field Goal-- 60, Maher, Dal. at Minn., 11/20

WEEK 13 / THROUGH MONDAY, DECEMBER 5, 2022

NFL / SINGLE-GAME HIGHS / PLAYERS

Most Points-- 30, Mixon, Cin. vs. Car., 11/6, (5 td, 0 fg, 0 xp, 0 2pt)
Passing Yards-- 481, Burrow, Cin. vs. Atl., 10/23, (34-42, 481, 3 td, 0 int)
Longest Pass-- 98, Allen, Buff. vs. Pitt., 10/9, (to Davis, Gabe, td)
Passing Touchdowns-- 6, Tagovailoa, Miami at Balt., 9/18, (36-50, 469, 6 td, 2 int)
Rushing Yards-- 229, Jacobs, L.V. at Sea., 11/27 (OT), (33-229, 2 td)
Rushing Yards-- 219, Henry, Tenn. at Hou., 10/30, (32-219, 2 td)
Rushing Attempts-- 35, Barkley, NY-G vs. Hou., 11/13, (35-152, 1 td)
Longest Rush-- 86, Jacobs, L.V. at Sea., 11/27 (OT), td
Longest Rush-- 79, L. Jackson, Balt. vs. Miami, 9/18, td
Receptions-- 14, M. Brown, Ariz. vs. LA-R, 9/25, (14-140, 0 td)
Receptions-- 14, Kupp, LA-R at S.F., 10/3, (14-122, 0 td)
Receiving Yards-- 193, Jefferson, Minn. at Buff., 11/13 (OT), (10-193, 1 td)
Receiving Yards-- 190, Hill, Miami at Balt., 9/18, (11-190, 2 td)
Kickoff Return Yards-- 200, Blackshear, Car. vs. S.F., 10/9, (7-200, 0 td)
Kickoff Returns-- 7, D. Johnson, Buff. vs. Minn., 11/13 (OT), (7-157, 0 td)
Kickoff Returns-- 7, Blackshear, Car. vs. S.F., 10/9, (7-200, 0 td)
Kickoff Returns-- 7, Sims, Pitt. vs. Cin., 11/20, (7-154, 0 td)
Longest Kickoff Return-- 103, Duvernay, Balt. vs. Miami, 9/18, td
Longest Kickoff Return-- 103, Patterson, Atl. vs. Chi., 11/20, td
Punt Return Yards-- 109, Mar. Jones, N.E. vs. NY-J, 11/20, (4-109, 1 fc, 1 td)
Punt Returns-- 8, Darden, T.B. vs. LA-R, 11/6, (8-82, 1 fc, 0 td)
Longest Punt Return-- 84, Mar. Jones, N.E. vs. NY-J, 11/20, td
Interceptions-- 2, (4 times in Overtime Games)
Interceptions-- 2, (12 times in Non-Overtime Games)
Longest Interception Return-- 99, Ja. Watson, K.C. vs. LA-C, 9/15, td
Sacks-- 3.0, Highsmith, Pitt. at Cin., 9/11 (OT)
Sacks-- 3.0, (10 times in Non-Overtime Games)
Scrimmage Yards-- 303, Jacobs, L.V. at Sea., 11/27 (OT), (Rush 33-229, Rec 6-74)
Scrimmage Yards-- 228, Henry, Tenn. at Hou., 10/30, (Rush 32-219, Rec 1-9)
Longest Punt-- 83, Anger, Dal. vs. Chi., 10/30
Punts-- 10, (3 times in Non-Overtime Games)
Field Goals Made-- 6, Bass, Buff. vs. Clev., 11/20, (6-6, 56 lg)
Longest Field Goal-- 62, Butker, K.C. vs. Buff., 10/16

WEEK 13 / THROUGH MONDAY, DECEMBER 5, 2022

300-Yard Passing Games

481, Burrow, CIN vs. ATL 10/23 (34-42, 3 TD)
469, Tagovailoa, MIA at BAL 09/18 (36-50, 6 TD)
446, Mahomes, KC vs. TEN 11/06 (ot) (43-68, 1 TD)
424, Allen, BUF vs. PIT 10/09 (20-31, 4 TD)
423, Mahomes, KC at SF 10/23 (25-34, 3 TD)
400, Allen, BUF at MIA 09/25 (42-63, 2 TD)
389, Ryan, IND vs. JAX 10/16 (42-58, 3 TD)
385, Brady, TB vs. KC 10/02 (39-52, 3 TD)
382, Mac Jones, NE at MIN 11/24 (28-39, 2 TD)
382, Tagovailoa, MIA at DET 10/30 (29-36, 3 TD)
380, Hurts, PHI vs. TEN 12/04 (29-39, 3 TD)
378, Goff, DET vs. SEA 10/02 (26-39, 4 TD)
369, M. White, NYJ at MIN 12/04 (31-57, 0 TD)
367, G. Smith, SEA at LAR 12/04 (28-39, 3 TD)
361, Dalton, NO at ARI 10/20 (30-47, 4 TD)
360, Mahomes, KC at ARI 09/11 (30-39, 5 TD)
359, Wentz, WAS vs. TEN 10/09 (25-38, 2 TD)
357, Cousins, MIN at BUF 11/13 (ot) (30-50, 1 TD)
356, Ryan, IND vs. TEN 10/02 (27-37, 2 TD)
355, Z. Wilson, NYJ vs. NE 10/30 (20-41, 2 TD)
355, Burrow, CIN at PIT 11/20 (24-39, 4 TD)
353, J. Winston, NO at CAR 09/25 (25-41, 1 TD)
352, Ryan, IND at HOU 09/11 (ot) (32-50, 1 TD)
351, Brady, TB vs. ATL 10/09 (35-52, 1 TD)
341, Jones, NYG vs. DET 11/20 (27-44, 1 TD)
340, Hurts, PHI at WAS 09/25 (22-35, 3 TD)
340, Wilson, DEN at SEA 09/12 (29-42, 1 TD)
340, Herbert, LAC at HOU 10/02 (27-39, 2 TD)
340, Goff, DET vs. JAX 12/04 (31-41, 2 TD)
338, Burrow, CIN vs. PIT 09/11 (ot) (33-53, 2 TD)
338, Mahomes, KC vs. BUF 10/16 (25-40, 2 TD)
337, Wentz, WAS at DET 09/18 (30-46, 3 TD)
335, Herbert, LAC at LV 12/04 (28-47, 1 TD)
334, Herbert, LAC at KC 09/15 (33-48, 3 TD)
333, Hurts, PHI vs. MIN 09/19 (26-31, 1 TD)
333, Tannehill, TEN at GB 11/17 (22-27, 2 TD)
331, Mahomes, KC vs. JAX 11/13 (26-35, 4 TD)
330, Allen, BUF vs. MIN 11/13 (ot) (29-43, 1 TD)
329, Bridgewater, MIA vs. MIN 10/16 (23-34, 2 TD)
329, Allen, BUF at KC 10/16 (27-40, 3 TD)
329, Mahomes, KC at LAC 11/20 (20-34, 3 TD)
328, G. Smith, SEA vs. LV 11/27 (ot) (27-37, 2 TD)
327, Pickett, PIT at BUF 10/09 (34-52, 0 TD)
326, K. Murray, ARI at MIN 10/30 (31-44, 3 TD)
325, Brady, TB vs. BAL 10/27 (26-44, 1 TD)
325, G. Smith, SEA vs. ATL 09/25 (32-44, 2 TD)
324, Brissett, CLE at BUF 11/20 (28-41, 3 TD)
321, Lawrence, JAX vs. BAL 11/27 (29-37, 3 TD)
321, Mac Jones, NE vs. BAL 09/25 (22-32, 0 TD)
321, Goff, DET vs. MIA 10/30 (27-37, 1 TD)
320, G. Smith, SEA at DET 10/02 (23-30, 2 TD)
320, Mahomes, KC vs. LAR 11/27 (27-42, 1 TD)
319, Mills, HOU at NYG 11/13 (22-37, 1 TD)
318, L. Jackson, BAL vs. MIA 09/18 (21-29, 3 TD)
317, Allen, BUF vs. TEN 09/19 (26-38, 4 TD)
317, Walker, CAR at ATL 10/30 (ot) (19-36, 1 TD)
315, M. White, NYJ vs. CHI 11/27 (22-28, 3 TD)
314, K. Murray, ARI vs. LAR 09/25 (37-58, 0 TD)
313, Wentz, WAS vs. JAX 09/11 (27-41, 4 TD)
310, Lawrence, JAX vs. NYG 10/23 (22-43, 0 TD)
309, Zappe, NE at CLE 10/16 (24-34, 2 TD)
309, Flacco, NYJ vs. BAL 09/11 (37-59, 1 TD)
308, Stafford, LAR vs. DAL 10/09 (28-42, 1 TD)
307, Flacco, NYJ at CLE 09/18 (26-44, 4 TD)
307, Carr, LV at DEN 11/20 (ot) (23-37, 2 TD)
303, Carr, LV at TEN 09/25 (26-44, 2 TD)
303, Garoppolo, SF vs. KC 10/23 (25-37, 2 TD)
302, Mills, HOU at LV 10/23 (28-41, 2 TD)
302, Tagovailoa, MIA at CHI 11/06 (21-30, 3 TD)
300, Burrow, CIN at NO 10/16 (28-37, 3 TD)

WEEK 13 / THROUGH MONDAY, DECEMBER 5, 2022

100-Yard Receiving Games

193, Jefferson, MIN at BUF 11/13 (ot) (10 rec., 1 TD)
190, Hill, MIA at BAL 09/18 (11 rec., 2 TD)
188, Hill, MIA at DET 10/30 (12 rec., 0 TD)
184, Jefferson, MIN vs. GB 09/11 (9 rec., 2 TD)
179, Hockenson, DET vs. SEA 10/02 (8 rec., 2 TD)
177, Hill, MIA vs. MIN 10/16 (12 rec., 0 TD)
177, Adams, LV vs. LAC 12/04 (8 rec., 2 TD)
171, Davis, BUF vs. PIT 10/09 (3 rec., 2 TD)
171, Waddle, MIA at BAL 09/18 (11 rec., 2 TD)
169, D. Smith, PHI at WAS 09/25 (8 rec., 1 TD)
162, G. Wilson, NYJ at MIN 12/04 (8 rec., 0 TD)
160, Hill, MIA at CIN 09/29 (10 rec., 0 TD)
159, Hopkins, ARI at MIN 10/30 (12 rec., 1 TD)
158, Hollins, LV at TEN 09/25 (8 rec., 1 TD)
156, Parker, NE vs. BAL 09/25 (5 rec., 0 TD)
156, Brown, PHI vs. PIT 10/30 (6 rec., 3 TD)
155, Brown, PHI at DET 09/11 (10 rec., 0 TD)
155, Boyd, CIN vs. ATL 10/23 (8 rec., 1 TD)
154, Jefferson, MIN vs. CHI 10/09 (12 rec., 0 TD)
152, Moore, CAR at ATL 10/30 (ot) (6 rec., 1 TD)
150, Lamb, DAL at GB 11/13 (ot) (11 rec., 2 TD)
149, Metcalf, SEA at DET 10/02 (7 rec., 0 TD)
148, Higgins, CIN at PIT 11/20 (9 rec., 0 TD)
148, Diggs, BUF vs. TEN 09/19 (12 rec., 3 TD)
148, Diggs, BUF at KC 10/16 (10 rec., 1 TD)
147, Olave, NO at CAR 09/25 (9 rec., 0 TD)
147, Jefferson, MIN at NO 10/02 (10 rec., 0 TD)
146, Adams, LV at JAX 11/06 (10 rec., 2 TD)
146, Hill, MIA at SF 12/04 (9 rec., 1 TD)
145, Z. Jones, JAX vs. BAL 11/27 (11 rec., 0 TD)
143, Hill, MIA at CHI 11/06 (7 rec., 1 TD)
141, Adams, LV at DEN 11/20 (ot) (7 rec., 2 TD)
141, Adams, LV at LAC 09/11 (10 rec., 1 TD)
140, M. Brown, ARI vs. LAR 09/25 (14 rec., 0 TD)
139, Jefferson, MIN vs. NE 11/24 (9 rec., 1 TD)
134, Pittman, IND vs. JAX 10/16 (13 rec., 0 TD)
134, Williams, LAC at CLE 10/09 (10 rec., 0 TD)
132, Chase, CIN at NO 10/16 (7 rec., 2 TD)
131, Cooper, CLE vs. CIN 10/31 (5 rec., 1 TD)
130, Chase, CIN vs. ATL 10/23 (8 rec., 2 TD)
129, Waddle, MIA vs. MIN 10/16 (6 rec., 0 TD)
129, Chase, CIN vs. PIT 09/11 (ot) (10 rec., 1 TD)
128, Robinson, BAL vs. CAR 11/20 (9 rec., 0 TD)
128, Diggs, BUF vs. MIN 11/13 (ot) (12 rec., 0 TD)
128, Kupp, LAR vs. BUF 09/08 (13 rec., 1 TD)
128, McLaurin, WAS at PHI 11/14 (8 rec., 0 TD)
128, Lockett, SEA at LAR 12/04 (9 rec., 1 TD)
127, Metcalf, SEA at LAR 12/04 (8 rec., 1 TD)
127, Kupp, LAR at TB 11/06 (8 rec., 1 TD)
126, Adams, LV vs. IND 11/13 (9 rec., 1 TD)
125, Kupp, LAR vs. DAL 10/09 (7 rec., 1 TD)
124, Higgins, CIN vs. MIA 09/29 (7 rec., 1 TD)
124, Adams, LV at KC 10/10 (3 rec., 2 TD)
124, Smith-Schuster, KC at SF 10/23 (7 rec., 1 TD)
123, Evans, TB vs. BAL 10/27 (6 rec., 0 TD)
122, St. Brown, DET vs. BUF 11/24 (9 rec., 1 TD)
122, Kupp, LAR at SF 10/03 (14 rec., 0 TD)
122, Sutton, DEN vs. HOU 09/18 (7 rec., 0 TD)
122, Diggs, BUF at LAR 09/08 (8 rec., 1 TD)
121, Pittman, IND at HOU 09/11 (ot) (9 rec., 1 TD)
121, Kelce, KC at ARI 09/11 (8 rec., 1 TD)
120, Williams, LAC at HOU 10/02 (7 rec., 0 TD)
119, St. Brown, DET at CHI 11/13 (10 rec., 0 TD)
119, Westbrook-Ikhine, TEN vs. DEN 11/13 (5 rec., 2 TD)
119, Brown, PHI vs. TEN 12/04 (8 rec., 2 TD)
117, Kirk, JAX at WAS 09/11 (6 rec., 0 TD)
116, Lazard, GB vs. NE 10/02 (ot) (6 rec., 0 TD)
116, St. Brown, DET vs. WAS 09/18 (9 rec., 2 TD)
115, Kelce, KC at LAC 11/20 (6 rec., 3 TD)
115, Jefferson, MIN at WAS 11/06 (7 rec., 1 TD)
115, G. Wilson, NYJ vs. NE 10/30 (6 rec., 0 TD)
115, Samuel, SF vs. LAR 10/03 (6 rec., 1 TD)
114, Landry, NO at ATL 09/11 (7 rec., 0 TD)
114, Higgins, CIN at TEN 11/27 (7 rec., 1 TD)
114, St. Brown, DET vs. JAX 12/04 (11 rec., 2 TD)
113, Cooper, CLE at BUF 11/20 (8 rec., 2 TD)

113, Williams, LAC at KC 09/15 (8 rec., 1 TD)
113, Smith-Schuster, KC vs. BUF 10/16 (5 rec., 1 TD)
113, McLaurin, WAS at IND 10/30 (6 rec., 0 TD)
111, Meyers, NE vs. DET 10/09 (7 rec., 1 TD)
111, Valdes-Scantling, KC at SF 10/23 (3 rec., 0 TD)
111, Burks, TEN at GB 11/17 (7 rec., 0 TD)
110, Agholor, NE at PIT 09/18 (6 rec., 1 TD)
110, Godwin, TB at CLE 11/27 (ot) (12 rec., 1 TD)
110, Watson, GB at PHI 11/27 (4 rec., 1 TD)
109, Pollard, DAL at MIN 11/20 (6 rec., 2 TD)
108, Bateman, BAL vs. MIA 09/18 (4 rec., 1 TD)
108, Kupp, LAR vs. ATL 09/18 (11 rec., 2 TD)
108, Diggs, BUF vs. GB 10/30 (6 rec., 1 TD)
108, Kelce, KC vs. BUF 10/16 (8 rec., 0 TD)
107, Watson, GB vs. DAL 11/13 (ot) (4 rec., 3 TD)
107, Jefferson, MIN at MIA 10/16 (6 rec., 0 TD)
107, Lockett, SEA at SF 09/18 (9 rec., 0 TD)
106, Waddle, MIA at DET 10/30 (8 rec., 2 TD)
106, Olave, NO at ARI 10/20 (7 rec., 0 TD)
106, Kelce, KC vs. TEN 11/06 (ot) (10 rec., 0 TD)
106, Palmer, LAC at ATL 11/06 (8 rec., 0 TD)
106, Palmer, LAC vs. KC 11/20 (8 rec., 2 TD)
106, Andrews, BAL at NYG 10/16 (7 rec., 1 TD)
106, Lamb, DAL vs. NYG 11/24 (6 rec., 0 TD)
105, McLaurin, WAS at NYG 12/04 (ot) (8 rec., 1 TD)
105, Kirk, JAX at KC 11/13 (9 rec., 2 TD)
105, T. Smith, NO at CAR 09/25 (4 rec., 0 TD)
105, Brown, WAS vs. TEN 10/09 (2 rec., 2 TD)
105, Boyd, CIN at NYJ 09/25 (4 rec., 1 TD)
104, M. Jones, JAX vs. HOU 10/09 (7 rec., 0 TD)
104, Kirk, JAX at DET 12/04 (6 rec., 0 TD)
104, Lockett, SEA at NO 10/09 (5 rec., 2 TD)
104, Andrews, BAL vs. MIA 09/18 (9 rec., 1 TD)
103, Moore, CAR vs. DEN 11/27 (4 rec., 1 TD)
103, Hopkins, ARI vs. NO 10/20 (10 rec., 0 TD)
103, Dortch, ARI vs. SF 11/21 (9 rec., 0 TD)
103, Evans, TB vs. KC 10/02 (8 rec., 2 TD)
102, D. Smith, PHI vs. TEN 12/04 (5 rec., 1 TD)
102, McLaurin, WAS vs. PHI 09/25 (6 rec., 0 TD)
102, Pickens, PIT vs. NYJ 10/02 (6 rec., 0 TD)
102, Jeudy, DEN at SEA 09/12 (4 rec., 1 TD)
102, G. Wilson, NYJ at CLE 09/18 (8 rec., 2 TD)
102, Waddle, MIA vs. BUF 09/25 (4 rec., 0 TD)
102, Diggs, BUF vs. PIT 10/09 (8 rec., 1 TD)
102, R. Anderson, CAR vs. CLE 09/11 (5 rec., 1 TD)
102, Olave, NO vs. LAR 11/20 (5 rec., 1 TD)
101, Cooper, CLE vs. PIT 09/22 (7 rec., 1 TD)
101, Cooper, CLE vs. NYJ 09/18 (9 rec., 1 TD)
101, Adams, LV vs. DEN 10/02 (9 rec., 0 TD)
100, Goedert, PHI at HOU 11/03 (8 rec., 1 TD)
100, Bre. Hall, NYJ vs. MIA 10/09 (2 rec., 0 TD)
100, W. Robinson, NYG vs. DET 11/20 (9 rec., 0 TD)

100-Yard Rushing Games

229, Jacobs, LV at SEA 11/27 (ot) (33 att., 2 TD)
219, Henry, TEN at HOU 10/30 (32 att., 2 TD)
178, Fields, CHI vs. MIA 11/06 (15 att., 1 TD)
173, Ekeler, LAC at CLE 10/09 (16 att., 1 TD)
167, Walker, SEA at LAC 10/23 (23 att., 2 TD)
164, Barkley, NYG at TEN 09/11 (18 att., 1 TD)
161, Stevenson, NE vs. DET 10/09 (25 att., 0 TD)
161, Taylor, IND at HOU 09/11 (ot) (31 att., 1 TD)
157, Hurts, PHI vs. GB 11/27 (17 att., 0 TD)
157, Herbert, CHI vs. HOU 09/25 (20 att., 2 TD)
156, Etienne, JAX vs. DEN 10/30 (24 att., 1 TD)
154, Jacobs, LV at KC 10/10 (21 att., 1 TD)
153, Mixon, CIN vs. CAR 11/06 (22 att., 4 TD)
152, Barkley, NYG vs. HOU 11/13 (35 att., 1 TD)
151, Penny, SEA at DET 10/02 (17 att., 2 TD)
147, Fields, CHI vs. DET 11/13 (13 att., 2 TD)
147, Taylor, IND at LV 11/13 (22 att., 1 TD)
146, Barkley, NYG vs. CHI 10/02 (31 att., 0 TD)
144, Jacobs, LV vs. LAC 12/04 (26 att., 1 TD)
144, Jacobs, LV vs. DEN 10/02 (28 att., 2 TD)
144, Swift, DET vs. PHI 09/11 (15 att., 1 TD)
143, Sanders, PHI vs. GB 11/27 (21 att., 2 TD)
143, Jacobs, LV vs. HOU 10/23 (20 att., 3 TD)
143, A. Jones, GB at BUF 10/30 (20 att., 0 TD)
141, Patterson, ATL at SEA 09/25 (17 att., 1 TD)
141, Chubb, CLE at CAR 09/11 (22 att., 0 TD)
139, Pierce, HOU vs. PHI 11/03 (27 att., 0 TD)
138, A. Jones, GB vs. DAL 11/13 (ot) (24 att., 1 TD)
134, Sanders, PHI vs. JAX 10/02 (27 att., 2 TD)
134, Chubb, CLE vs. LAC 10/09 (17 att., 2 TD)
132, A. Jones, GB vs. CHI 09/18 (15 att., 1 TD)
131, Pierce, HOU vs. LAC 10/02 (14 att., 1 TD)
131, Pollard, DAL vs. CHI 10/30 (14 att., 3 TD)
130, Foreman, CAR vs. ATL 11/10 (31 att., 1 TD)
128, Henry, TEN vs. IND 10/23 (30 att., 0 TD)
127, Fournette, TB at DAL 09/11 (21 att., 0 TD)
122, Montgomery, CHI at GB 09/18 (15 att., 0 TD)
120, Conner, ARI vs. LAC 11/27 (25 att., 0 TD)
120, Patterson, ATL vs. NO 09/11 (22 att., 1 TD)
120, Wilson, SF at CAR 10/09 (17 att., 1 TD)
119, Drake, BAL at NYG 10/16 (10 att., 1 TD)
119, J. Wilson, MIA vs. CLE 11/13 (17 att., 1 TD)
119, Cook, MIN at BUF 11/13 (ot) (14 att., 1 TD)
119, L. Jackson, BAL vs. MIA 09/18 (9 att., 1 TD)
118, Chubb, CLE at ATL 10/02 (19 att., 1 TD)
118, Foreman, CAR vs. TB 10/23 (15 att., 0 TD)
118, Foreman, CAR at ATL 10/30 (ot) (26 att., 3 TD)
116, Bre. Hall, NYJ at GB 10/16 (20 att., 1 TD)
116, Chubb, CLE vs. TB 11/27 (ot) (26 att., 1 TD)
115, Pollard, DAL at GB 11/13 (ot) (22 att., 1 TD)
115, Henry, TEN at KC 11/06 (ot) (17 att., 2 TD)
114, Etienne, JAX vs. NYG 10/23 (14 att., 1 TD)
114, Henry, TEN at IND 10/02 (22 att., 1 TD)
113, Mostert, MIA at NYJ 10/09 (18 att., 1 TD)
113, Chubb, CLE vs. PIT 09/22 (23 att., 1 TD)
113, Foreman, CAR vs. DEN 11/27 (24 att., 0 TD)
112, Hill, NO vs. SEA 10/09 (9 att., 3 TD)
111, Cook, MIN vs. ARI 10/30 (20 att., 1 TD)
110, Barkley, NYG at JAX 10/23 (24 att., 0 TD)
110, A. Jones, GB vs. NE 10/02 (ot) (16 att., 0 TD)
109, Jacobs, LV at DEN 11/20 (ot) (24 att., 0 TD)
109, Walker, SEA at ARI 11/06 (26 att., 2 TD)
109, Etienne, JAX vs. LV 11/06 (28 att., 2 TD)
108, Jama. Williams, DET vs. SEA 10/02 (19 att., 2 TD)
108, McCaffrey, CAR vs. NO 09/25 (25 att., 0 TD)
107, Jones, NYG at JAX 10/23 (11 att., 1 TD)
107, Pacheco, KC at LAC 11/20 (15 att., 0 TD)
107, L. Jackson, BAL at NE 09/25 (11 att., 1 TD)
106, Perine, CIN vs. KC 12/04 (21 att., 0 TD)
105, R. White, TB vs. SEA 11/13 (22 att., 0 TD)
105, Robinson, WAS vs. ATL 11/27 (18 att., 0 TD)
105, Pollard, DAL at NYG 09/26 (13 att., 0 TD)
103, Kamara, NO vs. SEA 10/09 (23 att., 0 TD)
102, McCaffrey, CAR at NYG 09/18 (15 att., 0 TD)
102, Henry, TEN at WAS 10/09 (28 att., 2 TD)
101, Chubb, CLE vs. CIN 10/31 (23 att., 2 TD)
100, J. Robinson, JAX at LAC 09/25 (17 att., 1 TD)
100, K. Murray, ARI at SEA 10/16 (10 att., 0 TD)

WEEK 13 / THROUGH MONDAY, DECEMBER 5, 2022

AFC / LEADING PASSERS

Player, Team	Att	Comp	Pct		Avg		Pct			Pct Rating	
			Comp	Yds	Gain	TD	TD	Long	Int	Int	Points
Tagovailoa, Mia.	317	216	68.1	2859	9.02	21	6.6	75t	5	1.6	112.0
Mahomes, K.C.	469	308	65.7	3808	8.12	30	6.4	57	8	1.7	104.9
Burrow, Cin.	440	304	69.1	3446	7.83	25	5.7	60t	8	1.8	103.7
Tannehill, Ten.	265	172	64.9	2117	7.99	11	4.2	69	4	1.5	97.0
Allen, Buf.	443	284	64.1	3406	7.69	25	5.6	98t	11	2.5	96.0
Lawrence, Jac.	416	273	65.6	2834	6.81	17	4.1	49	6	1.4	92.8
Herbert, LA-C	510	340	66.7	3339	6.55	20	3.9	54	7	1.4	92.3
Carr, L.V.	414	258	62.3	2980	7.20	20	4.8	60	8	1.9	92.1
L. Jackson, Bal.	326	203	62.3	2242	6.88	17	5.2	75t	7	2.1	91.1
Brissett, Cle.	368	236	64.1	2608	7.09	12	3.3	55	6	1.6	89.1
Mac Jones, N.E.	270	184	68.1	1963	7.27	7	2.6	48t	7	2.6	87.0
Ryan, Ind.	428	290	67.8	2875	6.72	13	3.0	45	13	3.0	84.0
Wilson, Den.	358	215	60.1	2558	7.15	8	2.2	67t	5	1.4	83.5
Mills, Hou.	328	203	61.9	2144	6.54	11	3.4	58	11	3.4	78.1
*Pickett, Pit.	293	191	65.2	1797	6.13	4	1.4	57	8	2.7	75.1
Z. Wilson, NY-J	189	105	55.6	1279	6.77	4	2.1	79	5	2.6	72.6

AFC / LEADING PASSERS, RANKS

Player, Team	Att	Comp	Pct		Avg		Pct			Pct Rating	
			Comp	Yds	Gain	TD	TD	Long	Int	Int	Points
Tagovailoa, Mia.	12	9	3	7	1	4	1		2t	5	1
Mahomes, K.C.	2	2	6	1	2	1	2		10t	7	2
Burrow, Cin.	4	3	1	2	4	2t	3		10t	8	3
Tannehill, Ten.	15	15	9	13	3	11t	7		1	4	4
Allen, Buf.	3	5	11	3	5	2t	4		14t	11	5
Lawrence, Jac.	6	6	7	8	11	7t	8		5t	3	6
Herbert, LA-C	1	1	5	4	14	5t	9		7t	1	7
Carr, L.V.	7	7	12	5	7	5t	6		10t	9	8
L. Jackson, Bal.	11	11t	13	11	10	7t	5		7t	10	9
Brissett, Cle.	8	8	10	9	9	10	11		5t	6	10
Mac Jones, N.E.	14	14	2	14	6	14	13		7t	12	11
Ryan, Ind.	5	4	4	6	13	9	12		16	15	12
Wilson, Den.	9	10	15	10	8	13	14		2t	2	13
Mills, Hou.	10	11t	14	12	15	11t	10		14t	16	14
*Pickett, Pit.	13	13	8	15	16	17t	16		10t	14	15
Z. Wilson, NY-J	16	16	16	16	12	17t	15		2t	13	16

WEEK 13 / THROUGH MONDAY, DECEMBER 5, 2022**AFC / FOURTH-QUARTER PASSING LEADERS**

Rank	Player, Team	Att	Comp	Comp%	Yards	YPA	TD	TD%	Int	Int%	Rating
1)	Tagovailoa, Mia.	58	38	65.5	553	9.53	5	8.6	0	0.0	125.1
2)	Burrow, Cin.	106	74	69.8	885	8.35	9	8.5	1	0.9	119.4
3)	Trubisky, Pit.	29	17	58.6	201	6.93	2	6.9	0	0.0	102.8
4)	Z. Wilson, NY-J	46	30	65.2	385	8.37	2	4.3	1	2.2	96.7
5)	Tannehill, Ten.	45	33	73.3	370	8.22	1	2.2	1	2.2	95.6
6)	Flacco, NY-J	61	38	62.3	367	6.02	3	4.9	1	1.6	88.6
7)	Lawrence, Jac.	114	72	63.2	710	6.23	6	5.3	3	2.6	87.2
8)	Ryan, Ind.	128	85	66.4	905	7.07	5	3.9	4	3.1	86.9
9)	Herbert, LA-C	159	107	67.3	880	5.53	6	3.8	4	2.5	83.3
10)	Brissett, Cle.	105	64	61.0	738	7.03	4	3.8	3	2.9	83.0
11)	Mahomes, K.C.	93	58	62.4	798	8.58	4	4.3	5	5.4	81.7
12)	Allen, Buf.	93	55	59.1	711	7.65	3	3.2	3	3.2	80.5
13)	Carr, L.V.	127	66	52.0	849	6.69	5	3.9	3	2.4	76.5
14)	L. Jackson, Bal.	64	41	64.1	502	7.84	2	3.1	4	6.3	72.5
15)	Allen, Hou.	29	16	55.2	195	6.72	2	6.9	2	6.9	70.3
16)	Wilson, Den.	103	57	55.3	680	6.60	2	1.9	3	2.9	70.0
17)	Mac Jones, N.E.	76	48	63.2	478	6.29	0	0.0	2	2.6	70.0
18)	Mills, Hou.	109	61	56.0	722	6.62	2	1.8	6	5.5	59.5
19)	*Pickett, Pit.	84	52	61.9	525	6.25	0	0.0	5	6.0	54.9

AFC / THIRD-DOWN PASSING LEADERS

Rank	Player, Team	Att	Comp	Comp%	Yards	YPA	TD	TD%	Int	Int%	Rating
1)	Tagovailoa, Mia.	78	54	69.2	741	9.50	9	11.5	0	0.0	137.8
2)	Burrow, Cin.	105	76	72.4	836	7.96	9	8.6	0	0.0	124.1
3)	Mahomes, K.C.	107	66	61.7	1180	11.03	9	8.4	4	3.7	111.9
4)	Allen, Buf.	92	54	58.7	813	8.84	7	7.6	3	3.3	99.6
5)	Tannehill, Ten.	82	49	59.8	565	6.89	3	3.7	1	1.2	87.7
6)	Carr, L.V.	109	64	58.7	769	7.06	6	5.5	3	2.8	87.3
7)	Lawrence, Jac.	101	59	58.4	656	6.50	4	4.0	1	1.0	86.9
8)	Wilson, Den.	103	58	56.3	814	7.90	4	3.9	2	1.9	86.8
9)	Herbert, LA-C	128	78	60.9	861	6.73	3	2.3	2	1.6	82.2
10)	Ryan, Ind.	104	73	70.2	680	6.54	3	2.9	4	3.8	81.4
11)	Brissett, Cle.	100	61	61.0	775	7.75	1	1.0	2	2.0	80.2
12)	Mac Jones, N.E.	67	41	61.2	554	8.27	2	3.0	3	4.5	78.8
13)	*Pickett, Pit.	76	45	59.2	513	6.75	1	1.3	2	2.6	73.0
14)	L. Jackson, Bal.	81	41	50.6	433	5.35	5	6.2	3	3.7	71.7
15)	Z. Wilson, NY-J	58	29	50.0	347	5.98	3	5.2	4	6.9	57.2
16)	Mills, Hou.	87	46	52.9	507	5.83	2	2.3	5	5.7	54.1

WEEK 13 / THROUGH MONDAY, DECEMBER 5, 2022

AFC / LEADING RUSHERS

Rank	Player, Team	Att	Yards	Avg	Long	TD
1)	Jacobs, L.V.	242	1303	5.4	86t	10
2)	Chubb, Cle.	217	1119	5.2	41t	12
3)	Henry, Ten.	258	1078	4.2	56	10
4t)	*Pierce, Hou.	198	861	4.3	75t	3
4t)	Taylor, Ind.	192	861	4.5	66t	4
6)	Etienne, Jac.	146	782	5.4	49	4
7)	L. Jackson, Bal. (QB)	112	764	6.8	79t	3
8)	Stevenson, N.E.	161	734	4.6	49	4
9)	J. Wilson, S.F.-Mia.	132	680	5.2	41	4
10)	Harris, Pit.	175	671	3.8	36	4
11)	Mixon, Cin.	158	605	3.8	31	6
12)	Singletary, Buf.	137	603	4.4	30	4
13)	Ekeler, LA-C	138	589	4.3	71	7
14)	Allen, Buf. (QB)	89	581	6.5	36t	5
15)	Mostert, Mia.	125	573	4.6	25	3
16)	*Pacheco, K.C.	111	521	4.7	28	3
17)	*Bre. Hall, NY-J	80	463	5.8	62t	4
18)	Robinson, Jac.-NY-J	110	425	3.9	50t	3
19)	Drake, Bal.	92	421	4.6	40	3
20)	Hunt, Cle.	102	417	4.1	24t	3
21)	Murray, N.O.-Den.	104	405	3.9	52	4
22)	D. Harris, N.E.	84	383	4.6	30	3
23)	Michael Carter, NY-J	99	370	3.7	25	3
24)	Perine, Cin.	74	327	4.4	29	1
25)	*Cook, Buf.	60	323	5.4	33	1
26)	Gordon, Den.-K.C.	90	318	3.5	17	2
27)	Edwards-Helaire, K.C.	71	302	4.3	52	3
28)	Benjamin, Ariz-Hou.	70	299	4.3	45	2
29t)	Henderson, LA-R-Jac.	70	283	4.0	23	3
29t)	Mahomes, K.C. (QB)	44	283	6.4	20	2
31)	Brissett, Cle. (QB)	47	238	5.1	22	2
32)	Hill, Bal.	41	225	5.5	34	0
33)	Burrow, Cin. (QB)	59	224	3.8	23	5
34)	Lawrence, Jac. (QB)	43	211	4.9	24	3
35)	*Pickett, Pit. (QB)	42	209	5.0	23	3
36)	J. Williams, Den.	47	204	4.3	17	0
37)	McKinnon, K.C.	47	200	4.3	30	0
38t)	Edwards, Bal.	49	195	4.0	22	3
38t)	*Warren, Pit.	39	195	5.0	21	0
40)	*Knight, NY-J	29	159	5.5	48	0
41)	Wilson, Den. (QB)	37	158	4.3	18	1
42)	Hilliard, Ten.	22	145	6.6	30	0
43)	Kelley, LA-C	32	138	4.3	16	1
44)	Jackson, Ind.	44	136	3.1	17	1
45t)	Edmonds, Mia.-Den.	46	135	2.9	28	2
45t)	Herbert, LA-C (QB)	41	135	3.3	23	0
47)	Dobbins, Bal.	35	123	3.5	17	1
48)	Moss, Buf.-Ind.	24	122	5.1	43	0
49)	Hasty, Jac.	25	120	4.8	61t	1
50)	Michel, LA-C	36	106	2.9	12	0

AFC / THIRD-AND-ONE RUSHING LEADERS

Rank	Player, Team	Att	FD	Pct
1t)	Allen, Buf.	6	6	100.0
1t)	Herbert, LA-C	6	6	100.0
1t)	Michel, LA-C	5	5	100.0
1t)	D. Watt, Pit.	5	5	100.0
1t)	*Pickett, Pit.	4	4	100.0
6)	Brissett, Cle.	8	7	87.5
7t)	L. Jackson, Bal.	6	5	83.3
7t)	Mixon, Cin.	6	5	83.3
9)	Lawrence, Jac.	5	4	80.0
10t)	Henry, Ten.	8	6	75.0
10t)	Singletary, Buf.	8	6	75.0
10t)	Burrow, Cin.	4	3	75.0
10t)	Edwards, Bal.	4	3	75.0
10t)	Mac Jones, N.E.	4	3	75.0
10t)	Ricard, Bal.	4	3	75.0
16)	Etienne, Jac.	8	5	62.5
17t)	*Pierce, Hou.	10	6	60.0
17t)	Jacobs, L.V.	5	3	60.0
17t)	Stevenson, N.E.	5	3	60.0
20)	Murray, N.O.-Den.	7	4	57.1
21)	Taylor, Ind.	13	7	53.8
22)	Ekeler, LA-C	8	4	50.0

WEEK 13 / THROUGH MONDAY, DECEMBER 5, 2022**AFC / LEADERS IN RECEPTIONS**

Rank	Player, Team	Rec	Yards	Avg	Long	TD
1)	Hill, Mia.	96	1379	14.4	64	5
2)	Diggs, Buf.	91	1202	13.2	53t	10
3)	Ekeler, LA-C (RB)	85	564	6.6	23	5
4)	Adams, L.V.	79	1176	14.9	58t	12
5)	Kelce, K.C. (TE)	77	968	12.6	46	12
6)	Pittman, Ind.	76	755	9.9	28	2
7)	Kirk, Jac.	62	829	13.4	49	7
8t)	Cooper, Cle.	61	832	13.6	55	7
8t)	D. Johnson, Pit.	61	565	9.3	36	0
10t)	Higgins, Cin.	60	861	14.4	59t	5
10t)	Z. Jones, Jac.	60	578	9.6	29	1
12t)	Waddle, Mia.	57	972	17.1	59	6
12t)	*G. Wilson, NY-J	57	790	13.9	60	4
12t)	Palmer, LA-C	57	612	10.7	50t	3
15t)	Andrews, Bal. (TE)	56	654	11.7	25	5
15t)	Stevenson, N.E. (RB)	56	383	6.8	40	1
17)	Chase, Cin.	54	702	13.0	60t	6
18t)	Smith-Schuster, K.C.	52	688	13.2	53	2
18t)	Sutton, Den.	52	688	13.2	51	1
20t)	Freiermuth, Pit. (TE)	50	597	11.9	57	1
20t)	Meyers, N.E.	50	593	11.9	30t	3
20t)	Campbell, Ind.	50	497	9.9	38	3
23)	Hurst, Cin. (TE)	48	400	8.3	29	2
24t)	Boyd, Cin.	45	655	14.6	60t	4
24t)	Peoples-Jones, Cle.	45	637	14.2	42	1
24t)	Hollins, L.V.	45	566	12.6	60	3
27)	Cooks, Hou.	44	520	11.8	44	1
28)	Everett, LA-C (TE)	43	462	10.7	26	2
29t)	Engram, Jac. (TE)	42	386	9.2	28	2
29t)	Jacobs, L.V. (RB)	42	331	7.9	43	0
31t)	Njoku, Cle. (TE)	41	464	11.3	38	2
31t)	Mixon, Cin. (RB)	41	314	7.7	35	2
33)	Conklin, NY-J (TE)	40	390	9.8	29	3
34)	Carter, LA-C	39	466	11.9	35	3
35)	Williams, LA-C	38	510	13.4	50	3
36t)	*Pickens, Pit.	37	512	13.8	36	2
36t)	N. Collins, Hou.	37	481	13.0	58	2
38t)	Davis, Buf.	35	665	19.0	98t	6
38t)	Duvernay, Bal.	35	378	10.8	31	3
38t)	McKenzie, Buf.	35	359	10.3	30	4
41)	Jeudy, Den.	34	514	15.1	67t	3
42t)	Valdes-Scantling, K.C.	33	586	17.8	57	1
42t)	Woods, Ten.	33	357	10.8	41	1
42t)	Robinson, Bal.	33	338	10.2	31	1
42t)	Knox, Buf. (TE)	33	327	9.9	23	2
46t)	*Pierce, Ind.	32	510	15.9	47	2
46t)	M. Jones, Jac.	32	385	12.0	37	2
46t)	Perine, Cin. (RB)	32	262	8.2	32	4
49t)	McKinnon, K.C. (RB)	31	247	8.0	34	2
49t)	Singletary, Buf. (RB)	31	226	7.3	22	1

WEEK 13 / THROUGH MONDAY, DECEMBER 5, 2022**AFC / RECEIVING YARDAGE LEADERS**

Rank	Player, Team	Yards	Rec	Avg	Long	TD
1)	Hill, Mia.	1379	96	14.4	64	5
2)	Diggs, Buf.	1202	91	13.2	53t	10
3)	Adams, L.V.	1176	79	14.9	58t	12
4)	Waddle, Mia.	972	57	17.1	59	6
5)	Kelce, K.C. (TE)	968	77	12.6	46	12
6)	Higgins, Cin.	861	60	14.4	59t	5
7)	Cooper, Cle.	832	61	13.6	55	7
8)	Kirk, Jac.	829	62	13.4	49	7
9)	*G. Wilson, NY-J	790	57	13.9	60	4
10)	Pittman, Ind.	755	76	9.9	28	2
11)	Chase, Cin.	702	54	13.0	60t	6
12t)	Smith-Schuster, K.C.	688	52	13.2	53	2
12t)	Sutton, Den.	688	52	13.2	51	1
14)	Davis, Buf.	665	35	19.0	98t	6
15)	Boyd, Cin.	655	45	14.6	60t	4
16)	Andrews, Bal. (TE)	654	56	11.7	25	5
17)	Peoples-Jones, Cle.	637	45	14.2	42	1
18)	Palmer, LA-C	612	57	10.7	50t	3
19)	Freiermuth, Pit. (TE)	597	50	11.9	57	1
20)	Meyers, N.E.	593	50	11.9	30t	3
21)	Valdes-Scantling, K.C.	586	33	17.8	57	1
22)	Z. Jones, Jac.	578	60	9.6	29	1
23)	Hollins, L.V.	566	45	12.6	60	3
24)	D. Johnson, Pit.	565	61	9.3	36	0
25)	Ekeler, LA-C (RB)	564	85	6.6	23	5
26)	Cooks, Hou.	520	44	11.8	44	1
27)	Jeudy, Den.	514	34	15.1	67t	3
28)	*Pickens, Pit.	512	37	13.8	36	2
29t)	*Pierce, Ind.	510	32	15.9	47	2
29t)	Williams, LA-C	510	38	13.4	50	3
31)	Campbell, Ind.	497	50	9.9	38	3
32)	N. Collins, Hou.	481	37	13.0	58	2
33)	Carter, LA-C	466	39	11.9	35	3
34)	Njoku, Cle. (TE)	464	41	11.3	38	2
35)	Everett, LA-C (TE)	462	43	10.7	26	2
36)	C. Davis, NY-J	445	25	17.8	66t	2
37)	Parker, N.E.	436	23	19.0	43	1
38)	Hurst, Cin. (TE)	400	48	8.3	29	2
39)	Conklin, NY-J (TE)	390	40	9.8	29	3
40)	Engram, Jac. (TE)	386	42	9.2	28	2
41)	M. Jones, Jac.	385	32	12.0	37	2
42)	Stevenson, N.E. (RB)	383	56	6.8	40	1
43)	Duvernay, Bal.	378	35	10.8	31	3
44t)	*Burks, Ten.	359	25	14.4	51	1
44t)	McKenzie, Buf.	359	35	10.3	30	4
46)	Woods, Ten.	357	33	10.8	41	1
47)	Sherfield, Mia.	355	25	14.2	75t	2
48)	Westbrook-Ikhine, Ten.	347	19	18.3	63t	2
49)	Robinson, Bal.	338	33	10.2	31	1
50)	Henry, N.E. (TE)	336	25	13.4	37t	2

WEEK 13 / THROUGH MONDAY, DECEMBER 5, 2022

AFC / THIRD-DOWN RECEIVING LEADERS

Rank	Player, Team	Rec	Yards	Avg	Long	TD
1t)	Cooper, Cle.	20	333	16.7	53	1
1t)	Hill, Mia.	20	319	16.0	60t	3
3t)	Adams, L.V.	19	298	15.7	48t	2
3t)	Waddle, Mia.	19	276	14.5	45	1
3t)	Pittman, Ind.	19	162	8.5	24	0
6)	Kelce, K.C. (TE)	18	268	14.9	34	3
7t)	Meyers, N.E.	17	231	13.6	27	0
7t)	Chase, Cin.	17	159	9.4	23	1
7t)	Hurst, Cin. (TE)	17	132	7.8	20	1
10)	Sutton, Den.	16	249	15.6	35	1
11t)	*G. Wilson, NY-J	15	212	14.1	54	3
11t)	Freiermuth, Pit. (TE)	15	209	13.9	57	1
13t)	Everett, LA-C (TE)	14	174	12.4	25	1
13t)	Conklin, NY-J (TE)	14	138	9.9	18	3
13t)	Njoku, Cle. (TE)	14	129	9.2	33	0
13t)	Ekeler, LA-C (RB)	14	72	5.1	14	0
17t)	Smith-Schuster, K.C.	13	274	21.1	53	2
17t)	Diggs, Buf.	13	204	15.7	53t	1
17t)	Palmer, LA-C	13	178	13.7	45	0
17t)	Z. Jones, Jac.	13	165	12.7	29	0
17t)	Boyd, Cin.	13	160	12.3	56t	2
22t)	Jeudy, Den.	12	246	20.5	67t	1
22t)	*Pickens, Pit.	12	200	16.7	33	1
22t)	Hollins, L.V.	12	182	15.2	23	0
22t)	Kirk, Jac.	12	180	15.0	45	2
22t)	Abdullah, L.V. (RB)	12	120	10.0	23	1
22t)	Carter, LA-C	12	120	10.0	23	0
22t)	Hooper, Ten. (TE)	12	119	9.9	19	0
22t)	Engram, Jac. (TE)	12	93	7.8	22t	1
30t)	Peoples-Jones, Cle.	11	185	16.8	42	0
30t)	*Pierce, Ind.	11	150	13.6	32t	1
30t)	Campbell, Ind.	11	134	12.2	31	1
30t)	Stevenson, N.E. (RB)	11	95	8.6	22	0
30t)	Perine, Cin. (RB)	11	92	8.4	15	1
30t)	Burkhead, Hou. (RB)	11	71	6.5	13	0
36t)	Davis, Buf.	10	258	25.8	98t	3
36t)	Higgins, Cin.	10	193	19.3	59t	2
36t)	Andrews, Bal. (TE)	10	110	11.0	20	2
36t)	McKinnon, K.C. (RB)	10	102	10.2	34	1
36t)	M. Jones, Jac.	10	95	9.5	20	1
41t)	Williams, LA-C	9	113	12.6	21	1
41t)	N. Collins, Hou.	9	80	8.9	23	0
41t)	McKenzie, Buf.	9	76	8.4	19t	2
41t)	Woods, Ten.	9	76	8.4	13	0
41t)	Taylor, Ind. (RB)	9	34	3.8	9	0
46t)	Agholor, N.E.	8	136	17.0	44t	1
46t)	Hardman, K.C.	8	117	14.6	36	2
46t)	Duvernay, Bal.	8	89	11.1	25t	3
46t)	Hunt, Cle. (RB)	8	70	8.8	24	0
46t)	D. Johnson, Pit.	8	56	7.0	17	0

WEEK 13 / THROUGH MONDAY, DECEMBER 5, 2022

AFC / LEADING SCORERS, NONKICKERS

Rank	Player, Team	TD	Rush	Rec	Ret	X2	Pts
1t)	Chubb, Cle. (RB)	12	12	0	0	1	74
1t)	Kelce, K.C. (TE)	12	0	12	0	1	74
3t)	Adams, L.V. (WR)	12	0	12	0	0	72
3t)	Ekeler, LA-C (RB)	12	7	5	0	0	72
5t)	Diggs, Buf. (WR)	10	0	10	0	0	60
5t)	Henry, Ten. (RB)	10	10	0	0	0	60
5t)	Jacobs, L.V. (RB)	10	10	0	0	0	60
8)	Mixon, Cin. (RB)	8	6	2	0	0	48
9t)	Cooper, Cle. (WR)	7	0	7	0	0	42
9t)	Kirk, Jac. (WR)	7	0	7	0	0	42
11t)	Chase, Cin. (WR)	6	0	6	0	0	36
11t)	Davis, Buf. (WR)	6	0	6	0	0	36
11t)	Edwards-Helaire, K.C. (RB)	6	3	3	0	0	36
11t)	Hardman, K.C. (WR)	6	2	4	0	0	36
11t)	Harris, Pit. (RB)	6	4	2	0	0	36
11t)	Waddle, Mia. (WR)	6	0	6	0	0	36
17)	Andrews, Bal. (TE)	5	0	5	0	1	32
18t)	Allen, Buf. (QB)	5	5	0	0	0	30
18t)	Burrow, Cin. (QB)	5	5	0	0	0	30
18t)	Duvernay, Bal. (WR)	5	1	3	1	0	30
18t)	*Bre. Hall, NY-J (RB)	5	4	1	0	0	30
18t)	Higgins, Cin. (WR)	5	0	5	0	0	30
18t)	Hill, Mia. (WR)	5	0	5	0	0	30
18t)	McKenzie, Buf. (WR)	5	1	4	0	0	30
18t)	Perine, Cin. (RB)	5	1	4	0	0	30
18t)	Robinson, Jac.-NY-J (RB)	5	3	2	0	0	30
18t)	Singletary, Buf. (RB)	5	4	1	0	0	30
18t)	Stevenson, N.E. (RB)	5	4	1	0	0	30
18t)	J. Wilson, S.F.-Mia. (RB)	5	4	1	0	0	30
30t)	Boyd, Cin. (WR)	4	0	4	0	1	26
30t)	Etienne, Jac. (RB)	4	4	0	0	1	26
32t)	Drake, Bal. (RB)	4	3	1	0	0	24
32t)	Gesicki, Mia. (TE)	4	0	4	0	0	24
32t)	Hilliard, Ten. (RB)	4	0	4	0	0	24
32t)	Hunt, Cle. (RB)	4	3	1	0	0	24
32t)	Mostert, Mia. (RB)	4	3	1	0	0	24
32t)	Murray, N.O.-Den. (RB)	4	4	0	0	0	24
32t)	*Pierce, Hou. (RB)	4	3	1	0	0	24
32t)	Taylor, Ind. (RB)	4	4	0	0	0	24
32t)	*G. Wilson, NY-J (WR)	4	0	4	0	0	24
41t)	Agnew, Jac. (WR)	3	0	3	0	1	20
41t)	*Pickens, Pit. (WR)	3	1	2	0	1	20
43t)	Campbell, Ind. (WR)	3	0	3	0	0	18
43t)	Carter, LA-C (WR)	3	0	3	0	0	18
43t)	Michael Carter, NY-J (RB)	3	3	0	0	0	18
43t)	Conklin, NY-J (TE)	3	0	3	0	0	18
43t)	Edmonds, Mia.-Den. (RB)	3	2	1	0	0	18
43t)	Edwards, Bal. (RB)	3	3	0	0	0	18
43t)	D. Harris, N.E. (RB)	3	3	0	0	0	18
43t)	Henderson, LA-R-Jac. (RB)	3	3	0	0	0	18
43t)	Hollins, L.V. (WR)	3	0	3	0	0	18
43t)	L. Jackson, Bal. (QB)	3	3	0	0	0	18
43t)	Jeudy, Den. (WR)	3	0	3	0	0	18
43t)	Lawrence, Jac. (QB)	3	3	0	0	0	18
43t)	Meyers, N.E. (WR)	3	0	3	0	0	18
43t)	*Pacheco, K.C. (RB)	3	3	0	0	0	18
43t)	Palmer, LA-C (WR)	3	0	3	0	0	18
43t)	*Pickett, Pit. (QB)	3	3	0	0	0	18
43t)	Williams, LA-C (WR)	3	0	3	0	0	18
43t)	*Woods, Ind. (TE)	3	0	3	0	0	18

WEEK 13 / THROUGH MONDAY, DECEMBER 5, 2022**AFC / LEADING SCORERS, KICKERS**

Rank	Player, Team	PAT	FG	Pct	Long	Pts
1)	Bass, Buf.	35/36	24/27	.889	56	107
2)	Tucker, Bal.	28/29	25/28	.893	58	103
3)	Carlson, L.V.	25/26	25/28	.893	57	100
4)	Folk, N.E.	24/24	25/30	.833	52	99
5)	Zuerlein, NY-J	25/26	23/27	.852	60	94
6)	McPherson, Cin.	32/34	18/22	.818	59	86
7)	*York, Cle.	27/29	19/25	.760	58	84
8)	J. Sanders, Mia.	32/35	17/21	.810	49	83
9)	McManus, Den.	11/13	23/30	.767	55	80
10)	McLaughlin, Ind.	13/13	22/27	.815	52	79
11)	Fairbairn, Hou.	15/15	21/23	.913	55	78
12)	Patterson, Jac.	22/23	18/22	.818	52	76
13)	Butker, K.C.	23/25	13/17	.765	62	62
14)	Wright, K.C.-Pit.	15/15	15/18	.833	59	60
15)	Bullock, Ten.	20/20	12/14	.857	48	56
16)	*Dicker, Phi.-LA-C	12/12	12/13	.923	47	48
17)	Boswell, Pit.	9/ 9	12/16	.750	59	45
18)	Hopkins, LA-C	12/12	9/10	.900	43	39
19)	Bertolet, Car.-LA-C	6/ 6	3/ 3	1.000	28	15
20)	*Shudak, Ten.	1/ 1	3/ 4	.750	38	10
21)	Vizcaino, N.E.-Ariz-N.E.	3/ 3	2/ 2	1.000	46	9
22)	*Sciba, Pit.	1/ 1	2/ 2	1.000	38	7
23)	Lambo, Ten.	3/ 4	0/ 0	---	--	3
24)	Reid, K.C.	1/ 2	0/ 0	---	--	1

AFC / TOUCHBACKS ON KICKOFFS

Rank	Player, Team	TB
1t)	J. Sanders, Mia.	48
1t)	Tucker, Bal.	48
3)	McPherson, Cin.	43
4)	Carlson, L.V.	41
5)	*York, Cle.	39
6)	Zuerlein, NY-J	38
7)	Bass, Buf.	34
8)	Patterson, Jac.	32
9)	McManus, Den.	29
10)	Bailey, N.E.	28
11)	McLaughlin, Ind.	26
12)	*Dicker, Phi.-LA-C	24
13t)	Bullock, Ten.	23
13t)	Butker, K.C.	23
15)	Fairbairn, Hou.	22
16)	Hopkins, LA-C	17
17)	Wright, K.C.-Pit.	15
18)	Boswell, Pit.	13
19)	Mann, NY-J	11
20t)	Bertolet, Car.-LA-C	5
20t)	Reid, K.C.	5
20t)	Scott, LA-C	5
23t)	*Shudak, Ten.	4
23t)	Vizcaino, N.E.-Ariz-N.E.	4
25)	*Stonehouse, Ten.	2
26)	Folk, N.E.	1

WEEK 13 / THROUGH MONDAY, DECEMBER 5, 2022

AFC / MOST YARDS FROM SCRIMMAGE

Rank	Player, Team	Yards	Total			Rushing			Receiving		
			Att+Rec	Avg	Yards	Att	Avg	Yards	Rec	Avg	
1)	Jacobs, L.V. (RB)	1634	284	5.8	1303	242	5.4	331	42	7.9	
2)	Hill, Mia. (WR)	1409	102	13.8	30	6	5.0	1379	96	14.4	
3)	Henry, Ten. (RB)	1364	281	4.9	1078	258	4.2	286	23	12.4	
4)	Chubb, Cle. (RB)	1271	234	5.4	1119	217	5.2	152	17	8.9	
5)	Diggs, Buf. (WR)	1202	91	13.2	0	0	---	1202	91	13.2	
6)	Adams, L.V. (WR)	1175	82	14.3	-1	3	-0.3	1176	79	14.9	
7)	Ekeler, LA-C (RB)	1153	223	5.2	589	138	4.3	564	85	6.6	
8)	Stevenson, N.E. (RB)	1117	217	5.1	734	161	4.6	383	56	6.8	
9)	*Pierce, Hou. (RB)	1026	228	4.5	861	198	4.3	165	30	5.5	
10)	Etienne, Jac. (RB)	996	171	5.8	782	146	5.4	214	25	8.6	
11)	Taylor, Ind. (RB)	991	219	4.5	861	192	4.5	130	27	4.8	
12)	Waddle, Mia. (WR)	989	59	16.8	17	2	8.5	972	57	17.1	
13)	Kelce, K.C. (TE)	973	79	12.3	5	2	2.5	968	77	12.6	
14)	Mixon, Cin. (RB)	919	199	4.6	605	158	3.8	314	41	7.7	
15)	Higgins, Cin. (WR)	861	60	14.4	0	0	---	861	60	14.4	
16)	Kirk, Jac. (WR)	836	66	12.7	7	4	1.8	829	62	13.4	
17)	Cooper, Cle. (WR)	832	61	13.6	0	0	---	832	61	13.6	
18t)	Singletary, Buf. (RB)	829	168	4.9	603	137	4.4	226	31	7.3	
18t)	J. Wilson, S.F.-Mia. (RB)	829	148	5.6	680	132	5.2	149	16	9.3	
20)	Harris, Pit. (RB)	819	205	4.0	671	175	3.8	148	30	4.9	
21)	*G. Wilson, NY-J (WR)	794	61	13.0	4	4	1.0	790	57	13.9	
22)	L. Jackson, Bal. (QB)	764	112	6.8	764	112	6.8	0	0	---	
23)	Pittman, Ind. (WR)	755	76	9.9	0	0	---	755	76	9.9	
24)	Chase, Cin. (WR)	704	58	12.1	2	4	0.5	702	54	13.0	
25)	Sutton, Den. (WR)	693	53	13.1	5	1	5.0	688	52	13.2	
26)	Mostert, Mia. (RB)	692	142	4.9	573	125	4.6	119	17	7.0	
27)	Smith-Schuster, K.C. (WR)	688	52	13.2	0	0	---	688	52	13.2	
28)	*Bre. Hall, NY-J (RB)	681	99	6.9	463	80	5.8	218	19	11.5	
29)	Davis, Buf. (WR)	665	35	19.0	0	0	---	665	35	19.0	
30)	Andrews, Bal. (TE)	662	59	11.2	8	3	2.7	654	56	11.7	
31)	Boyd, Cin. (WR)	655	45	14.6	0	0	---	655	45	14.6	
32)	Peoples-Jones, Cle. (WR)	639	46	13.9	2	1	2.0	637	45	14.2	
33)	Palmer, LA-C (WR)	616	58	10.6	4	1	4.0	612	57	10.7	
34)	Meyers, N.E. (WR)	602	52	11.6	9	2	4.5	593	50	11.9	
35)	Z. Jones, Jac. (WR)	599	63	9.5	21	3	7.0	578	60	9.6	
36)	Freiermuth, Pit. (TE)	597	50	11.9	0	0	---	597	50	11.9	
37)	Hunt, Cle. (RB)	590	127	4.6	417	102	4.1	173	25	6.9	
38)	Perine, Cin. (RB)	589	106	5.6	327	74	4.4	262	32	8.2	
39)	D. Johnson, Pit. (WR)	588	67	8.8	23	6	3.8	565	61	9.3	
40)	Valdes-Scantling, K.C. (WR)	583	34	17.1	-3	1	-3.0	586	33	17.8	
41)	Allen, Buf. (QB)	581	89	6.5	581	89	6.5	0	0	---	
42)	Michael Carter, NY-J (RB)	579	127	4.6	370	99	3.7	209	28	7.5	
43)	*Pacheco, K.C. (RB)	567	117	4.8	521	111	4.7	46	6	7.7	
44)	Hollins, L.V. (WR)	566	46	12.3	0	1	0.0	566	45	12.6	
45)	Gordon, Den.-K.C. (RB)	541	115	4.7	318	90	3.5	223	25	8.9	
46)	*Pickens, Pit. (WR)	536	40	13.4	24	3	8.0	512	37	13.8	
47)	Campbell, Ind. (WR)	528	53	10.0	31	3	10.3	497	50	9.9	
48)	Cooks, Hou. (WR)	527	46	11.5	7	2	3.5	520	44	11.8	
49)	Jeudy, Den. (WR)	515	35	14.7	1	1	1.0	514	34	15.1	
50t)	*Pierce, Ind. (WR)	510	32	15.9	0	0	---	510	32	15.9	
50t)	Williams, LA-C (WR)	510	38	13.4	0	0	---	510	38	13.4	

WEEK 13 / THROUGH MONDAY, DECEMBER 5, 2022

AFC / LEADERS IN FIRST DOWNS

Rank	Player, Team	Rush	Rec	Tot
1)	Jacobs, L.V. (RB)	72	13	85
2)	Hill, Mia. (WR)	2	62	64
3)	Diggs, Buf. (WR)	0	61	61
4)	Kelce, K.C. (TE)	1	58	59
5t)	Chubb, Cle. (RB)	50	7	57
5t)	*Pierce, Hou. (RB)	50	7	57
7)	Ekeler, LA-C (RB)	25	30	55
8)	Henry, Ten. (RB)	46	7	53
9t)	Adams, L.V. (WR)	0	52	52
9t)	Stevenson, N.E. (RB)	39	13	52
11)	Etienne, Jac. (RB)	38	11	49
12)	Mixon, Cin. (RB)	36	12	48
13)	Waddle, Mia. (WR)	0	47	47
14t)	Cooper, Cle. (WR)	0	46	46
14t)	L. Jackson, Bal. (QB)	46	0	46
16)	Singleton, Buf. (RB)	32	13	45
17t)	Kirk, Jac. (WR)	0	43	43
17t)	Taylor, Ind. (RB)	39	4	43
19)	Allen, Buf. (QB)	42	0	42
20t)	Higgins, Cin. (WR)	0	40	40
20t)	Pittman, Ind. (WR)	0	40	40
22t)	Andrews, Bal. (TE)	3	36	39
22t)	J. Wilson, S.F.-Mia. (RB)	33	6	39
24t)	Chase, Cin. (WR)	0	38	38
24t)	Hunt, Cle. (RB)	28	10	38
24t)	*G. Wilson, NY-J (WR)	0	38	38
27)	Harris, Pit. (RB)	27	10	37
28t)	Mostert, Mia. (RB)	30	5	35
28t)	Smith-Schuster, K.C. (WR)	0	35	35
30)	Palmer, LA-C (WR)	1	33	34
31)	Z. Jones, Jac. (WR)	1	32	33
32t)	Boyd, Cin. (WR)	0	32	32
32t)	Sutton, Den. (WR)	0	32	32
34t)	D. Johnson, Pit. (WR)	1	29	30
34t)	Meyers, N.E. (WR)	2	28	30
36)	Freiermuth, Pit. (TE)	0	29	29
37t)	*Bre. Hall, NY-J (RB)	20	8	28
37t)	Perine, Cin. (RB)	17	11	28
39t)	Campbell, Ind. (WR)	1	26	27
39t)	Davis, Buf. (WR)	0	27	27
39t)	*Pickens, Pit. (WR)	2	25	27
39t)	Robinson, Jac.-NY-J (RB)	22	5	27
43t)	Brissett, Cle. (QB)	26	0	26
43t)	Carter, LA-C (WR)	0	26	26
43t)	Edwards-Helaire, K.C. (RB)	15	11	26
43t)	Gordon, Den.-K.C. (RB)	15	11	26
43t)	Valdes-Scantling, K.C. (WR)	0	26	26
48t)	Drake, Bal. (RB)	19	6	25
48t)	Duvernay, Bal. (WR)	7	18	25
48t)	Hollins, L.V. (WR)	0	25	25
48t)	McKenzie, Buf. (WR)	3	22	25
48t)	Njoku, Cle. (TE)	0	25	25
48t)	Peoples-Jones, Cle. (WR)	0	25	25

WEEK 13 / THROUGH MONDAY, DECEMBER 5, 2022**AFC / LEADING PUNTERS**

Rank	Player, Team	No	Yards	Lg	Avg	TB	Blk	Dwn	OB	Opp Ret	In	Net
1)	*Stonehouse, Ten.	66	3533	74	53.5	7	0	7	1	42	460	24 44.4
2)	Cooke, Jac.	41	2084	70	50.8	6	0	5	2	23	165	13 43.9
3)	Townsend, K.C.	31	1575	74	50.8	3	0	5	1	11	75	12 46.5
4)	A. Cole, L.V.	40	2001	67	50.0	1	0	7	2	19	235	19 43.7
5)	Johnston, Hou.	64	3133	67	49.0	4	0	6	4	33	319	26 42.7
6)	Bojorquez, Cle.	41	1990	76	48.5	5	0	7	7	17	263	16 39.7
7)	Mann, NY-J	57	2706	72	47.5	4	0	9	9	25	262	17 41.5
8)	*Stout, Bal.	43	2022	69	47.0	6	0	5	2	18	137	20 41.0
9)	Morstead, Mia.	41	1918	66	46.8	2	0	8	1	22	248	14 39.8
10)	Waitman, Den.	72	3318	58	46.1	4	0	12	1	33	266	23 41.3
11)	Haack, Ind.	54	2418	70	44.8	3	1	7	8	19	138	22 40.4
12)	Harvin, Pit.	55	2442	69	44.4	3	0	7	5	20	108	17 41.3
13)	Scott, LA-C	49	2126	54	43.4	1	0	8	4	15	58	20 41.8
14)	Huber, Cin.	31	1340	63	43.2	1	0	3	3	11	160	9 37.4
15)	Bailey, N.E.	37	1557	62	42.1	5	0	3	5	16	152	12 35.3

AFC / LEADING PUNTERS, NET AVERAGE

Rank	Player, Team	No	Yards	Lg	Avg	TB	Blk	Dwn	OB	Opp Ret	In	Net
1)	Townsend, K.C.	31	1575	74	50.8	3	0	5	1	11	75	12 46.5
2)	*Stonehouse, Ten.	66	3533	74	53.5	7	0	7	1	42	460	24 44.4
3)	Cooke, Jac.	41	2084	70	50.8	6	0	5	2	23	165	13 43.9
4)	A. Cole, L.V.	40	2001	67	50.0	1	0	7	2	19	235	19 43.7
5)	Johnston, Hou.	64	3133	67	49.0	4	0	6	4	33	319	26 42.7
6)	Scott, LA-C	49	2126	54	43.4	1	0	8	4	15	58	20 41.8
7)	Mann, NY-J	57	2706	72	47.5	4	0	9	9	25	262	17 41.5
8)	Harvin, Pit.	55	2442	69	44.4	3	0	7	5	20	108	17 41.3
9)	Waitman, Den.	72	3318	58	46.1	4	0	12	1	33	266	23 41.3
10)	*Stout, Bal.	43	2022	69	47.0	6	0	5	2	18	137	20 41.0
11)	Haack, Ind.	54	2418	70	44.8	3	1	7	8	19	138	22 40.4
12)	Morstead, Mia.	41	1918	66	46.8	2	0	8	1	22	248	14 39.8
13)	Bojorquez, Cle.	41	1990	76	48.5	5	0	7	7	17	263	16 39.7
14)	Huber, Cin.	31	1340	63	43.2	1	0	3	3	11	160	9 37.4
15)	Bailey, N.E.	37	1557	62	42.1	5	0	3	5	16	152	12 35.3

AFC / PUNT RETURN LEADERS

Rank	Player, Team	Ret	FC	Yards	Avg	Long	TD
1)	*Mar. Jones, N.E.	20	6	294	14.7	84t	1
2)	Carter, LA-C	15	10	175	11.7	23	0
3)	Taylor, Cin.	25	14	279	11.2	27	0
4)	Hines, Ind.-Buf.	19	10	195	10.3	28	0
5)	King, Hou.	21	14	184	8.8	31	0
6)	*Washington, Den.	27	13	227	8.4	30	0
7)	Rodgers, G.B.-Hou.	20	15	139	7.0	20	0

AFC / KICKOFF RETURN LEADERS

Rank	Player, Team	Ret	Yards	Avg	Long	TD
1)	*Ford, Cle.	16	404	25.3	48	0
2)	Rodgers, Ind.	18	452	25.1	45	0
3)	*Mar. Jones, N.E.	18	451	25.1	46	0
4)	*Haskins, Ten.	19	414	21.8	37	0
5)	Abdullah, L.V.	16	342	21.4	33	0
6)	*Pacheco, K.C.	25	531	21.2	48	0
7)	Carter, LA-C	25	480	19.2	33	0
8)	Mostert, Mia.	15	281	18.7	28	0
9)	*Washington, Den.	15	263	17.5	26	0

WEEK 13 / THROUGH MONDAY, DECEMBER 5, 2022**AFC / LEADERS IN INTERCEPTIONS**

Rank	Player, Team	Int	Yards	Avg	Long	TD
1t)	Fitzpatrick, Pit.	4	94	23.5	34	1
1t)	Bell, Cin.	4	56	14.0	46	0
1t)	Poyer, Buf.	4	6	1.5	6	0
4t)	Jo. Jones, N.E.	3	87	29.0	55	1
4t)	Cisco, Jac.	3	68	22.7	59t	1
4t)	*Pitre, Hou.	3	51	17.0	29	0
4t)	Callahan, LA-C	3	37	12.3	26t	1
4t)	M. Williams, Bal.	3	33	11.0	33	0
4t)	Joyner, NY-J	3	31	10.3	27	0
4t)	Humphrey, Bal.	3	26	8.7	26	0
4t)	Simmons, Den.	3	8	2.7	8	0
4t)	Wallace, Pit.	3	3	1.0	3	0
13t)	Harmon, L.V.	2	86	43.0	73t	1
13t)	Holland, Mia.	2	64	32.0	33	0
13t)	Milano, Buf.	2	43	21.5	43t	1
13t)	*Ja. Jones, N.E.	2	40	20.0	40t	1
13t)	McCourty, N.E.	2	36	18.0	36	0
13t)	Gilmore, Ind.	2	31	15.5	31	0
13t)	Mills, N.E.	2	28	14.0	15	0
13t)	Sutton, Pit.	2	26	13.0	26	0
13t)	Sterns, Den.	2	25	12.5	23	0
13t)	*Lloyd, Jac.	2	23	11.5	13	0
13t)	Smith, Chi.-Bal.	2	22	11.0	18	0
13t)	*Gardner, NY-J	2	19	9.5	16	0
13t)	Bates, Cin.	2	17	8.5	16	0
13t)	Bolton, K.C.	2	15	7.5	15	0
13t)	Jackson, Buf.	2	13	6.5	11	0
13t)	Whitehead, NY-J	2	5	2.5	5	0
13t)	Long, Ten.	2	4	2.0	4	0
13t)	Ty. Campbell, Jac.	2	3	1.5	3	0
13t)	Carter II, NY-J	2	0	0.0	0	0
13t)	*Elam, Buf.	2	0	0.0	0	0
13t)	T. Watt, Pit.	2	0	0.0	0	0

WEEK 13 / THROUGH MONDAY, DECEMBER 5, 2022**AFC / LEADERS IN SACKS**

Rank	Player, Team	Sacks
1)	Judon, N.E. (LB)	13.0
2)	Crosby, L.V. (DE)	10.5
3t)	Garrett, Cle. (DE)	10.0
3t)	Highsmith, Pit. (LB)	10.0
3t)	C. Jones, K.C. (DT)	10.0
6t)	Houston, Bal. (LB)	9.0
6t)	Quinn. Williams, NY-J (DT)	9.0
8)	Ngakoue, Ind. (DE)	8.5
9t)	Chubb, Den.-Mia. (LB)	8.0
9t)	Hughes, Hou. (DE)	8.0
9t)	V. Miller, Buf. (LB)	8.0
12t)	Autry, Ten. (DE)	7.0
12t)	Mack, LA-C (LB)	7.0
12t)	Uche, N.E. (LB)	7.0
15t)	Simmons, Ten. (DE)	6.5
15t)	Wise, N.E. (DE)	6.5
17t)	Hendrickson, Cin. (DE)	6.0
17t)	Ingram, Mia. (LB)	6.0
17t)	Lawson, NY-J (DE)	6.0
20t)	Buckner, Ind. (DT)	5.5
20t)	Campbell, Bal. (DE)	5.5
20t)	Hubbard, Cin. (DE)	5.5
20t)	Dr. Jones, Den. (DE)	5.5
20t)	Weaver, Ten. (LB)	5.5
25t)	Ca. Heyward, Pit. (NT)	5.0
25t)	Paye, Ind. (DE)	5.0
25t)	Phillips, Mia. (LB)	5.0
25t)	Rousseau, Buf. (DE)	5.0
25t)	Smoot, Jac. (DE)	5.0
30t)	Epenesa, Buf. (DE)	4.5
30t)	Walker, Ten. (DE)	4.5
32t)	Dunlap, K.C. (DE)	4.0
32t)	Dupree, Ten. (LB)	4.0
32t)	Franklin-Myers, NY-J (DE)	4.0
32t)	James, LA-C (DB)	4.0
32t)	Queen, Bal. (LB)	4.0
37t)	Browning, Den. (LB)	3.5
37t)	R. Green, Hou. (DE)	3.5
37t)	Huff, NY-J (DE)	3.5
37t)	C. Jones, L.V. (DE)	3.5
37t)	Madubuike, Bal. (DE)	3.5
37t)	Smith, Chi.-Bal. (LB)	3.5
37t)	Sneed, K.C. (DB)	3.5
44t)	Allen, Jac. (LB)	3.0
44t)	Baker, Mia. (LB)	3.0
44t)	Clark, K.C. (DE)	3.0
44t)	Edwards, Jac.-Ten. (DT)	3.0
44t)	Humphrey, Bal. (DB)	3.0
44t)	Stewart, Ind. (DT)	3.0
44t)	Tranquill, LA-C (LB)	3.0

WEEK 13 / THROUGH MONDAY, DECEMBER 5, 2022

AFC / FUMBLE RECOVERIES

Rank	Player, Team	TotRec	OffRec	DefRec
1t)	Allen, Buf.	4	4	0
1t)	Cann, Hou.	4	4	0
1t)	Wilson, Den.	4	4	0
4t)	Mahomes, K.C.	3	3	0
4t)	Rodgers, Ind.	3	3	0
4t)	Ryan, Ind.	3	3	0
7t)	Davis, Bal.	2	2	0
7t)	Dupree, Ten.	2	0	2
7t)	Herbert, LA-C	2	2	0
7t)	B. Hill, Cin.	2	0	2
7t)	Howard, Mia.	2	0	2
7t)	Humphrey, Bal.	2	0	2
7t)	Ingram, Mia.	2	0	2
7t)	L. Jackson, Bal.	2	2	0
7t)	Kirk, Jac.	2	2	0
7t)	*Lloyd, Jac.	2	0	2
7t)	Mack, LA-C	2	0	2
7t)	Okereke, Ind.	2	0	2
7t)	Oluokun, Jac.	2	0	2
7t)	*Pacheco, K.C.	2	2	0
7t)	Peters, Bal.	2	0	2
7t)	Phillips, Mia.	2	1	1
7t)	*Schooler, N.E.	2	0	2
7t)	Sims, Pit.	2	2	0
7t)	Stevenson, N.E.	2	2	0
7t)	Tagovailoa, Mia.	2	2	0
7t)	Ward, Cle.	2	0	2
7t)	*Washington, Den.	2	2	0
7t)	*G. Wilson, NY-J	2	2	0

AFC / OFFENSIVE FUMBLE RECOVERIES

Rank	Player, Team	Ret	Yards	Avg	Long	TD
1t)	Allen, Buf.	4	0	0.0	0	0
1t)	Cann, Hou.	4	0	0.0	0	0
1t)	Wilson, Den.	4	0	0.0	0	0
4t)	Rodgers, Ind.	3	15	5.0	18	0
4t)	Mahomes, K.C.	3	0	0.0	0	0
4t)	Ryan, Ind.	3	0	0.0	0	0
7t)	Davis, Bal.	2	0	0.0	0	0
7t)	Herbert, LA-C	2	0	0.0	0	0
7t)	L. Jackson, Bal.	2	0	0.0	0	0
7t)	*Pacheco, K.C.	2	0	0.0	0	0
7t)	Sims, Pit.	2	0	0.0	0	0
7t)	Stevenson, N.E.	2	0	0.0	0	0
7t)	Tagovailoa, Mia.	2	0	0.0	0	0
7t)	*Washington, Den.	2	0	0.0	0	0
7t)	*G. Wilson, NY-J	2	0	0.0	0	0
7t)	Kirk, Jac.	2	-6	-3.0	0	0

AFC / DEFENSIVE FUMBLE RECOVERIES

Rank	Player, Team	Ret	Yards	Avg	Long	TD
1t)	Mack, LA-C	2	44	22.0	44	0
1t)	*Lloyd, Jac.	2	28	14.0	17	0
1t)	Howard, Mia.	2	16	8.0	16t	1
1t)	Ward, Cle.	2	4	2.0	4t	2
1t)	Ingram, Mia.	2	3	1.5	2t	1
1t)	Dupree, Ten.	2	2	1.0	2	0
1t)	B. Hill, Cin.	2	0	0.0	0	0
1t)	Humphrey, Bal.	2	0	0.0	0	0
1t)	Okereke, Ind.	2	0	0.0	0	0
1t)	Oluokun, Jac.	2	0	0.0	0	0
1t)	Peters, Bal.	2	0	0.0	0	0
1t)	*Schooler, N.E.	2	0	0.0	0	0

WEEK 13 / THROUGH MONDAY, DECEMBER 5, 2022

NFC / LEADING PASSERS

Player, Team	Att	Comp	Pct		Avg		Pct			Pct Rating	
			Comp	Yds	Gain	TD	TD	Long	Int	Int	Points
G. Smith, Sea.	392	285	72.7	3169	8.08	22	5.6	54	6	1.5	108.7
Hurts, Phi.	357	243	68.1	2940	8.24	20	5.6	54	3	0.8	108.3
Garoppolo, S.F.	308	207	67.2	2437	7.91	16	5.2	57t	4	1.3	103.0
Dalton, N.O.	299	200	66.9	2252	7.53	15	5.0	64	7	2.3	96.2
Prescott, Dal.	212	144	67.9	1563	7.37	13	6.1	68t	7	3.3	96.1
Goff, Det.	405	263	64.9	3022	7.46	19	4.7	81	7	1.7	95.7
Aa. Rodgers, G.B.	423	272	64.3	2864	6.77	22	5.2	58t	9	2.1	92.4
Brady, T.B.	524	347	66.2	3332	6.36	16	3.1	51	3	0.6	91.6
Jones, NY-G	347	229	66.0	2365	6.82	11	3.2	65t	4	1.2	91.2
Mariota, Atl.	300	184	61.3	2219	7.40	15	5.0	75t	9	3.0	88.2
Cousins, Min.	449	290	64.6	2933	6.53	18	4.0	64	9	2.0	88.1
Stafford, LA-R	303	206	68.0	2087	6.89	10	3.3	75t	8	2.6	87.4
K. Murray, Ariz	389	258	66.3	2359	6.06	14	3.6	38t	7	1.8	87.1
Heinicke, Was.	212	131	61.8	1444	6.81	9	4.2	49t	5	2.4	86.3
Fields, Chi.	253	156	61.7	1896	7.49	13	5.1	56	10	4.0	85.4
Wentz, Was.	232	144	62.1	1489	6.42	10	4.3	75t	6	2.6	84.1
Mayfield, Car.	206	119	57.8	1313	6.37	6	2.9	75t	6	2.9	74.4

NFC / LEADING PASSERS, RANKS

Player, Team	Att	Comp	Pct		Avg		Pct			Pct Rating	
			Comp	Yds	Gain	TD	TD	Long	Int	Int	Points
G. Smith, Sea.	5	3	1	2	2	1t	2		6t	5	1
Hurts, Phi.	7	7	2	4	1	3	3		1t	2	2
Garoppolo, S.F.	9	9	5	7	3	6t	5		3t	4	3
Dalton, N.O.	12	11	6	10	4	8t	7		9t	10	4
Prescott, Dal.	15t	14t	4	14	8	11t	1		9t	16	5
Goff, Det.	4	5	10	3	6	4	9		9t	6	6
Aa. Rodgers, G.B.	3	4	12	6	12	1t	4		14t	9	7
Brady, T.B.	1	1	8	1	16	6t	16		1t	1	8
Jones, NY-G	8	8	9	8	10	13	15		3t	3	9
Mariota, Atl.	11	12	16	11	7	8t	8		14t	15	10
Cousins, Min.	2	2	11	5	13	5	12		14t	8	11
Stafford, LA-R	10	10	3	12	9	14t	14		13	13	12
K. Murray, Ariz	6	6	7	9	17	10	13		9t	7	13
Heinicke, Was.	15t	16	14	16	11	16	11		5	11	14
Fields, Chi.	13	13	15	13	5	11t	6		17	17	15
Wentz, Was.	14	14t	13	15	14	14t	10		6t	12	16
Mayfield, Car.	17	17	17	17	15	17	17		6t	14	17

WEEK 13 / THROUGH MONDAY, DECEMBER 5, 2022**NFC / FOURTH-QUARTER PASSING LEADERS**

Rank	Player, Team	Att	Comp	Comp%	Yards	YPA	TD	TD%	Int	Int%	Rating
1)	G. Smith, Sea.	94	67	71.3	793	8.44	6	6.4	1	1.1	113.5
2)	Prescott, Dal.	34	23	67.6	264	7.76	2	5.9	0	0.0	110.4
3)	Hurts, Phi.	44	30	68.2	309	7.02	4	9.1	1	2.3	109.0
4)	Goff, Det.	114	72	63.2	831	7.29	8	7.0	2	1.8	101.2
5)	Cousins, Min.	115	76	66.1	824	7.17	6	5.2	2	1.7	97.2
6)	Brady, T.B.	163	108	66.3	989	6.07	9	5.5	2	1.2	95.9
7)	Garoppolo, S.F.	67	45	67.2	562	8.39	3	4.5	2	3.0	95.5
8)	J. Winston, N.O.	48	33	68.8	534	11.13	4	8.3	5	10.4	93.9
9)	Mayfield, Car.	66	41	62.1	606	9.18	4	6.1	3	4.5	93.4
10)	Mariota, Atl.	69	42	60.9	609	8.83	4	5.8	3	4.3	90.8
11)	Aa. Rodgers, G.B.	132	78	59.1	829	6.28	5	3.8	1	0.8	87.0
12)	Jones, NY-G	92	57	62.0	556	6.04	4	4.3	2	2.2	84.3
13)	Rush, Dal.	59	34	57.6	320	5.42	3	5.1	1	1.7	82.6
14)	K. Murray, Ariz	124	76	61.3	657	5.30	5	4.0	2	1.6	82.0
15)	Dalton, N.O.	94	60	63.8	620	6.60	3	3.2	3	3.2	80.1
16)	Heinicke, Was.	58	40	69.0	406	7.00	2	3.4	3	5.2	78.7
17)	Wentz, Was.	91	60	65.9	516	5.67	3	3.3	4	4.4	73.3
18)	Stafford, LA-R	80	57	71.3	469	5.86	0	0.0	4	5.0	65.1
19)	Fields, Chi.	65	39	60.0	386	5.94	3	4.6	6	9.2	53.8

NFC / THIRD-DOWN PASSING LEADERS

Rank	Player, Team	Att	Comp	Comp%	Yards	YPA	TD	TD%	Int	Int%	Rating
1)	G. Smith, Sea.	81	53	65.4	631	7.79	8	9.9	0	0.0	122.0
2)	Garoppolo, S.F.	85	55	64.7	699	8.22	7	8.2	1	1.2	112.8
3)	Goff, Det.	99	66	66.7	817	8.25	8	8.1	2	2.0	110.5
4)	Hurts, Phi.	65	42	64.6	558	8.58	3	4.6	0	0.0	107.1
5)	Cousins, Min.	121	73	60.3	859	7.10	8	6.6	3	2.5	93.6
6)	Stafford, LA-R	77	49	63.6	550	7.14	3	3.9	1	1.3	92.5
7)	Brady, T.B.	131	81	61.8	773	5.90	6	4.6	1	0.8	90.3
8)	K. Murray, Ariz	88	47	53.4	481	5.47	8	9.1	2	2.3	90.2
9)	Aa. Rodgers, G.B.	104	63	60.6	785	7.55	4	3.8	3	2.9	84.8
10)	Dalton, N.O.	91	59	64.8	688	7.56	4	4.4	4	4.4	84.0
11)	Jones, NY-G	101	62	61.4	665	6.58	2	2.0	1	1.0	83.1
12)	Fields, Chi.	75	47	62.7	602	8.03	4	5.3	5	6.7	77.8
13)	Mariota, Atl.	81	44	54.3	475	5.86	2	2.5	2	2.5	69.7

WEEK 13 / THROUGH MONDAY, DECEMBER 5, 2022

NFC / LEADING RUSHERS

Rank	Player, Team	Att	Yards	Avg	Long	TD
1)	Barkley, NY-G	242	1055	4.4	68	8
2)	Cook, Min.	198	927	4.7	81t	7
3)	Sanders, Phi.	187	924	4.9	35	9
4)	Fields, Chi. (QB)	128	905	7.1	67t	8
5)	Pollard, Dal.	148	852	5.8	57t	8
6)	A. Jones, G.B.	164	847	5.2	36	2
7)	Jama. Williams, Det.	188	769	4.1	51t	14
8)	McCaffrey, Car.-S.F.	160	700	4.4	49	4
9)	Elliott, Dal.	157	654	4.2	27	8
10)	*Walker, Sea.	138	649	4.7	74t	9
11)	Herbert, Chi.	108	643	6.0	63	4
12)	Montgomery, Chi.	160	641	4.0	28	4
13)	Dillon, G.B.	143	624	4.4	27	3
14)	Hurts, Phi. (QB)	132	609	4.6	42	9
15)	*Allgeier, Atl.	131	604	4.6	44	1
16)	Patterson, Atl.	108	566	5.2	40	5
17t)	Foreman, Car.	126	563	4.5	60	4
17t)	*Robinson, Was.	147	563	3.8	24	2
19)	Kamara, N.O.	143	550	3.8	27	1
20)	Jones, NY-G (QB)	91	522	5.7	24	4
21)	Gibson, Was.	139	515	3.7	20	3
22)	Fournette, T.B.	145	511	3.5	17	3
23)	Conner, Ariz	121	476	3.9	20	4
24)	Mariota, Atl. (QB)	85	438	5.2	30	4
25)	Hill, N.O. (TE)	61	419	6.9	60t	5
26)	K. Murray, Ariz (QB)	66	415	6.3	42	3
27)	Huntley, Atl.	75	364	4.9	30	1
28)	Swift, Det.	64	354	5.5	50	4
29)	Penny, Sea.	57	346	6.1	41t	2
30)	C. Akers, LA-R	101	334	3.3	15	3
31)	*R. White, T.B.	83	314	3.8	35	1
32)	G. Smith, Sea. (QB)	52	243	4.7	24	1
33)	Ingram, N.O.	62	233	3.8	14	1
34)	Mitchell, S.F.	40	224	5.6	19	0
35)	Samuel, S.F. (WR)	37	207	5.6	51	2
36)	Samuel, Was. (WR)	31	188	6.1	21	1
37)	Gainwell, Phi.	41	183	4.5	13	4
38)	Hubbard, Car.	41	176	4.3	17t	1
39)	Mattison, Min.	48	174	3.6	15	3
40)	Ju. Jackson, Det.	30	134	4.5	27	0
41)	B. Scott, Phi.	37	124	3.4	19	1
42)	Breida, NY-G	34	112	3.3	13	1
43)	Dallas, Sea.	24	104	4.3	16	0
44)	*Davis, Dal.	23	103	4.5	23t	1
45t)	C. Reynolds, Det.	23	102	4.4	21	0
45t)	D. Williams, Ariz	21	102	4.9	30	1
47)	*Mason, S.F.	18	97	5.4	19	0
48)	McKissic, Was.	22	95	4.3	33	0
49)	Perkins, LA-R (QB)	18	92	5.1	23	0
50)	*K. Williams, LA-R	22	89	4.0	17	0

NFC / THIRD-AND-ONE RUSHING LEADERS

Rank	Player, Team	Att	FD	Pct
1t)	Fields, Chi.	8	8	100.0
1t)	*Allgeier, Atl.	4	4	100.0
1t)	Ingram, N.O.	4	4	100.0
1t)	Jones, NY-G	4	4	100.0
1t)	Breida, NY-G	3	3	100.0
1t)	Cousins, Min.	3	3	100.0
1t)	Prescott, Dal.	3	3	100.0
1t)	G. Smith, Sea.	3	3	100.0
9)	Elliott, Dal.	13	12	92.3
10)	*R. White, T.B.	9	8	88.9
11t)	Dillon, G.B.	7	6	85.7
11t)	Hill, N.O.	7	6	85.7
13t)	Conner, Ariz	12	10	83.3
13t)	Garoppolo, S.F.	6	5	83.3
15)	*Robinson, Was.	11	9	81.8
16)	Hurts, Phi.	15	12	80.0
17t)	C. Akers, LA-R	4	3	75.0
17t)	Pollard, Dal.	4	3	75.0
19t)	Mariota, Atl.	6	4	66.7
19t)	Sanders, Phi.	6	4	66.7
21)	*Walker, Sea.	8	5	62.5
22)	Jama. Williams, Det.	9	5	55.6
23)	Fournette, T.B.	10	5	50.0

WEEK 13 / THROUGH MONDAY, DECEMBER 5, 2022

NFC / LEADERS IN RECEPTIONS

Rank	Player, Team	Rec	Yards	Avg	Long	TD
1)	Jefferson, Min.	88	1277	14.5	64	6
2)	St. Brown, Det.	76	830	10.9	49	6
3)	Kupp, LA-R	75	812	10.8	75t	6
4)	Lamb, Dal.	69	928	13.4	35t	6
5)	Godwin, T.B.	68	648	9.5	44	2
6)	Metcalfe, Sea.	67	798	11.9	54	5
7t)	Lockett, Sea.	66	836	12.7	40t	7
7t)	McCaffrey, Car.-S.F. (RB)	66	559	8.5	49	3
9)	McLaurin, Was.	62	945	15.2	49t	3
10t)	Brown, Phi.	61	950	15.6	54	9
10t)	D. Smith, Phi.	61	711	11.7	45	4
12)	*Olave, N.O.	60	887	14.8	53t	3
13t)	Aiyuk, S.F.	56	698	12.5	34t	6
13t)	Hockenson, Det.-Min. (TE)	56	620	11.1	81	4
13t)	Thielen, Min.	56	580	10.4	36	3
16)	Evans, T.B.	55	761	13.8	51	3
17)	Samuel, Was.	54	556	10.3	49t	3
18)	Kamara, N.O. (RB)	51	433	8.5	54	2
19t)	Samuel, S.F.	50	569	11.4	57t	2
19t)	Higbee, LA-R (TE)	50	444	8.9	26	0
21t)	Hopkins, Ariz	49	574	11.7	33t	3
21t)	M. Brown, Ariz	49	531	10.8	26	3
21t)	Fournette, T.B. (RB)	49	347	7.1	25	3
24)	A. Jones, G.B. (RB)	48	328	6.8	30	4
25t)	*London, Atl.	47	533	11.3	37	4
25t)	Ertz, Ariz (TE)	47	406	8.6	32	4
27)	Moore, Car.	46	605	13.2	62t	4
28t)	Lazard, G.B.	45	620	13.8	47	5
28t)	Tonyan, G.B. (TE)	45	372	8.3	23	1
30)	Claypool, Pit.-Chi.	44	422	9.6	31	1
31)	Goedert, Phi. (TE)	43	544	12.7	31	3
32)	Gibson, Was. (RB)	42	326	7.8	26	2
33)	Moore, Ariz	41	414	10.1	38t	1
34t)	Mooney, Chi.	40	493	12.3	56	2
34t)	Barkley, NY-G (RB)	40	241	6.0	41	0
36)	Kittle, S.F. (TE)	38	472	12.4	39t	4
37)	Fant, Sea. (TE)	37	382	10.3	51	2
38t)	Kmet, Chi. (TE)	35	408	11.7	50t	5
38t)	Schultz, Dal. (TE)	35	343	9.8	30	3
38t)	*R. White, T.B. (RB)	35	221	6.3	20	1
41)	Dortch, Ariz	34	324	9.5	47	2
42t)	Slayton, NY-G	33	566	17.2	55	2
42t)	Al. Robinson, LA-R	33	339	10.3	29	3
44t)	Zaccheaus, Atl.	32	478	14.9	45	2
44t)	Raymond, Det.	32	382	11.9	43	0
44t)	*Otton, T.B. (TE)	32	309	9.7	35	2
47t)	J. Johnson, N.O. (TE)	31	349	11.3	41t	5
47t)	*Doubs, G.B.	31	314	10.1	26	3
47t)	James, NY-G	31	300	9.7	20	2
47t)	Skowronek, LA-R	31	284	9.2	32	0

WEEK 13 / THROUGH MONDAY, DECEMBER 5, 2022

NFC / RECEIVING YARDAGE LEADERS

Rank	Player, Team	Yards	Rec	Avg	Long	TD
1)	Jefferson, Min.	1277	88	14.5	64	6
2)	Brown, Phi.	950	61	15.6	54	9
3)	McLaurin, Was.	945	62	15.2	49t	3
4)	Lamb, Dal.	928	69	13.4	35t	6
5)	*Olave, N.O.	887	60	14.8	53t	3
6)	Lockett, Sea.	836	66	12.7	40t	7
7)	St. Brown, Det.	830	76	10.9	49	6
8)	Kupp, LA-R	812	75	10.8	75t	6
9)	Metcalf, Sea.	798	67	11.9	54	5
10)	Evans, T.B.	761	55	13.8	51	3
11)	D. Smith, Phi.	711	61	11.7	45	4
12)	Aiyuk, S.F.	698	56	12.5	34t	6
13)	Godwin, T.B.	648	68	9.5	44	2
14t)	Hockenson, Det.-Min. (TE)	620	56	11.1	81	4
14t)	Lazard, G.B.	620	45	13.8	47	5
16)	Moore, Car.	605	46	13.2	62t	4
17)	Thielen, Min.	580	56	10.4	36	3
18)	Hopkins, Ariz	574	49	11.7	33t	3
19)	Samuel, S.F.	569	50	11.4	57t	2
20)	Slayton, NY-G	566	33	17.2	55	2
21)	McCaffrey, Car.-S.F. (RB)	559	66	8.5	49	3
22)	Samuel, Was.	556	54	10.3	49t	3
23)	Goedert, Phi. (TE)	544	43	12.7	31	3
24)	*London, Atl.	533	47	11.3	37	4
25)	M. Brown, Ariz	531	49	10.8	26	3
26)	Mooney, Chi.	493	40	12.3	56	2
27)	Zaccheaus, Atl.	478	32	14.9	45	2
28)	Kittle, S.F. (TE)	472	38	12.4	39t	4
29)	Higbee, LA-R (TE)	444	50	8.9	26	0
30)	Kamara, N.O. (RB)	433	51	8.5	54	2
31)	Claypool, Pit.-Chi.	422	44	9.6	31	1
32)	Moore, Ariz	414	41	10.1	38t	1
33)	Kmet, Chi. (TE)	408	35	11.7	50t	5
34)	Ertz, Ariz (TE)	406	47	8.6	32	4
35)	*Watson, G.B.	401	25	16.0	63t	7
36)	N. Brown, Dal.	399	30	13.3	45	1
37t)	Fant, Sea. (TE)	382	37	10.3	51	2
37t)	Raymond, Det.	382	32	11.9	43	0
39)	J. Reynolds, Det.	376	29	13.0	31	2
40)	Tonyan, G.B. (TE)	372	45	8.3	23	1
41)	Pitts, Atl. (TE)	356	28	12.7	33	2
42t)	Cobb, G.B.	349	26	13.4	40	1
42t)	J. Johnson, N.O. (TE)	349	31	11.3	41t	5
44)	Fournette, T.B. (RB)	347	49	7.1	25	3
45)	Schultz, Dal. (TE)	343	35	9.8	30	3
46)	Al. Robinson, LA-R	339	33	10.3	29	3
47t)	A. Jones, G.B. (RB)	328	48	6.8	30	4
47t)	Marshall Jr., Car.	328	18	18.2	43	1
49)	Gibson, Was. (RB)	326	42	7.8	26	2
50)	Dortch, Ariz	324	34	9.5	47	2

WEEK 13 / THROUGH MONDAY, DECEMBER 5, 2022

NFC / THIRD-DOWN RECEIVING LEADERS

Rank	Player, Team	Rec	Yards	Avg	Long	TD
1)	*Olave, N.O.	24	352	14.7	53t	3
2t)	Jefferson, Min.	21	383	18.2	47	3
2t)	St. Brown, Det.	21	279	13.3	49	2
4)	Hockenson, Det.-Min. (TE)	19	242	12.7	58	2
5t)	McLaurin, Was.	18	218	12.1	26	1
5t)	McCaffrey, Car.-S.F. (RB)	18	100	5.6	13t	3
7t)	Lamb, Dal.	16	231	14.4	23	2
7t)	Samuel, Was.	16	168	10.5	26	1
9t)	Lazard, G.B.	15	259	17.3	47	0
9t)	Kupp, LA-R	15	226	15.1	75t	2
9t)	Lockett, Sea.	15	181	12.1	36t	2
9t)	Jennings, S.F.	15	179	11.9	44	0
9t)	Al. Robinson, LA-R	15	147	9.8	29	1
14t)	Brown, Phi.	14	214	15.3	54	3
14t)	Evans, T.B.	14	199	14.2	41	0
14t)	Aiyuk, S.F.	14	159	11.4	24	1
14t)	Godwin, T.B.	14	117	8.4	20	1
18t)	Samuel, S.F.	13	188	14.5	57t	2
18t)	Claypool, Pit.-Chi.	13	140	10.8	26	0
20t)	Metcalfe, Sea.	12	177	14.8	50t	2
20t)	Moore, Car.	12	135	11.3	29	0
22t)	D. Smith, Phi.	11	159	14.5	31	0
22t)	Kittle, S.F. (TE)	11	154	14.0	39t	3
22t)	Kmet, Chi. (TE)	11	145	13.2	26	0
22t)	Gallup, Dal.	11	141	12.8	27	2
22t)	Ertz, Ariz (TE)	11	85	7.7	16	2
22t)	Barkley, NY-G (RB)	11	60	5.5	21	0
22t)	McKissic, Was. (RB)	11	60	5.5	13	0
29t)	Mooney, Chi.	10	151	15.1	22	2
29t)	Zaccheaus, Atl.	10	133	13.3	37	0
29t)	Raymond, Det.	10	124	12.4	21	0
29t)	Montgomery, Chi. (RB)	10	103	10.3	26	0
29t)	Higbee, LA-R (TE)	10	89	8.9	20	0
29t)	Thielen, Min.	10	85	8.5	15	0
29t)	Swift, Det. (RB)	10	81	8.1	22t	2
36t)	Slayton, NY-G	9	165	18.3	54t	1
36t)	*Watson, G.B.	9	152	16.9	58t	2
36t)	Hopkins, Ariz	9	136	15.1	33t	3
36t)	Skowronek, LA-R	9	123	13.7	32	0
36t)	Moore, Ariz	9	108	12.0	26	0
36t)	Dortch, Ariz	9	101	11.2	47	1
36t)	James, NY-G	9	94	10.4	16	0
36t)	Tonyan, G.B. (TE)	9	89	9.9	16	0
36t)	J. Johnson, N.O. (TE)	9	77	8.6	26	1
36t)	I. Smith, Min. (TE)	9	77	8.6	17	0
36t)	Fournette, T.B. (RB)	9	61	6.8	15	0
36t)	A. Jones, G.B. (RB)	9	51	5.7	15	0
48t)	N. Brown, Dal.	8	128	16.0	35	0
48t)	M. Brown, Ariz	8	110	13.8	25t	2
48t)	*W. Robinson, NY-G	8	85	10.6	19	1
48t)	Gibson, Was. (RB)	8	82	10.3	25	1
48t)	Cook, Min. (RB)	8	71	8.9	23	0
48t)	Kamara, N.O. (RB)	8	69	8.6	19	0
48t)	Fant, Sea. (TE)	8	61	7.6	16	1

WEEK 13 / THROUGH MONDAY, DECEMBER 5, 2022

NFC / LEADING SCORERS, NONKICKERS

Rank	Player, Team	TD	Rush	Rec	Ret	X2	Pts
1)	Jama. Williams, Det. (RB)	14	14	0	0	1	86
2)	Pollard, Dal. (RB)	10	8	2	0	0	60
3)	Hurts, Phi. (QB)	9	9	0	0	1	56
4t)	Brown, Phi. (WR)	9	0	9	0	0	54
4t)	Sanders, Phi. (RB)	9	9	0	0	0	54
4t)	*Walker, Sea. (RB)	9	9	0	0	0	54
4t)	*Watson, G.B. (WR)	9	2	7	0	0	54
8)	Barkley, NY-G (RB)	8	8	0	0	1	50
9t)	Cook, Min. (RB)	8	7	1	0	0	48
9t)	Elliott, Dal. (RB)	8	8	0	0	0	48
9t)	Fields, Chi. (QB)	8	8	0	0	0	48
12)	Jefferson, Min. (WR)	7	1	6	0	1	44
13t)	Hill, N.O. (TE)	7	5	2	0	0	42
13t)	Kupp, LA-R (WR)	7	1	6	0	0	42
13t)	Lockett, Sea. (WR)	7	0	7	0	0	42
13t)	McCaffrey, Car.-S.F. (RB)	7	4	3	0	0	42
17t)	A. Jones, G.B. (RB)	6	2	4	0	1	38
17t)	Swift, Det. (RB)	6	4	2	0	1	38
19t)	Aiyuk, S.F. (WR)	6	0	6	0	0	36
19t)	Fournette, T.B. (RB)	6	3	3	0	0	36
19t)	Lamb, Dal. (WR)	6	0	6	0	0	36
19t)	Patterson, Atl. (RB)	6	5	0	1	0	36
19t)	St. Brown, Det. (WR)	6	0	6	0	0	36
24)	*Dotson, Was. (WR)	5	0	5	0	1	32
25t)	Conner, Ariz (RB)	5	4	1	0	0	30
25t)	Gibson, Was. (RB)	5	3	2	0	0	30
25t)	Herbert, Chi. (RB)	5	4	1	0	0	30
25t)	J. Johnson, N.O. (TE)	5	0	5	0	0	30
25t)	Kmet, Chi. (TE)	5	0	5	0	0	30
25t)	Lazard, G.B. (WR)	5	0	5	0	0	30
25t)	Metcalf, Sea. (WR)	5	0	5	0	0	30
32)	Ertz, Ariz (TE)	4	0	4	0	2	28
33t)	Foreman, Car. (RB)	4	4	0	0	1	26
33t)	Hockenson, Det.-Min. (TE)	4	0	4	0	1	26
33t)	*London, Atl. (WR)	4	0	4	0	1	26
36t)	Gainwell, Phi. (RB)	4	4	0	0	0	24
36t)	Jones, NY-G (QB)	4	4	0	0	0	24
36t)	Kittle, S.F. (TE)	4	0	4	0	0	24
36t)	Mariota, Atl. (QB)	4	4	0	0	0	24
36t)	Mattison, Min. (RB)	4	3	1	0	0	24
36t)	Montgomery, Chi. (RB)	4	4	0	0	0	24
36t)	Moore, Car. (WR)	4	0	4	0	0	24
36t)	Samuel, Was. (WR)	4	1	3	0	0	24
36t)	Samuel, S.F. (WR)	4	2	2	0	0	24
36t)	D. Smith, Phi. (WR)	4	0	4	0	0	24
46t)	K. Murray, Ariz (QB)	3	3	0	0	1	20
46t)	*Olave, N.O. (WR)	3	0	3	0	1	20
46t)	Thielen, Min. (WR)	3	0	3	0	1	20
49t)	C. Akers, LA-R (RB)	3	3	0	0	0	18
49t)	*Bellinger, NY-G (TE)	3	1	2	0	0	18
49t)	M. Brown, Ariz (WR)	3	0	3	0	0	18
49t)	Dillon, G.B. (RB)	3	3	0	0	0	18
49t)	Dissly, Sea. (TE)	3	0	3	0	0	18
49t)	*Doubs, G.B. (WR)	3	0	3	0	0	18
49t)	Evans, T.B. (WR)	3	0	3	0	0	18
49t)	Gallup, Dal. (WR)	3	0	3	0	0	18
49t)	Goedert, Phi. (TE)	3	0	3	0	0	18
49t)	Goodwin, Sea. (WR)	3	0	3	0	0	18
49t)	Hopkins, Ariz (WR)	3	0	3	0	0	18
49t)	Kamara, N.O. (RB)	3	1	2	0	0	18
49t)	McLaurin, Was. (WR)	3	0	3	0	0	18
49t)	Pruitt, Atl. (TE)	3	0	3	0	0	18
49t)	Al. Robinson, LA-R (WR)	3	0	3	0	0	18
49t)	*Robinson, Was. (RB)	3	2	1	0	0	18
49t)	Schultz, Dal. (TE)	3	0	3	0	0	18
49t)	Thomas, N.O. (WR)	3	0	3	0	0	18
49t)	Watkins, Phi. (WR)	3	0	3	0	0	18

WEEK 13 / THROUGH MONDAY, DECEMBER 5, 2022**NFC / LEADING SCORERS, KICKERS**

Rank	Player, Team	PAT	FG	Pct	Long	Pts
1)	Myers, Sea.	33/34	23/24	.958	56	102
2)	Koo, Atl.	27/29	23/28	.821	54	96
3)	Maher, Dal.	36/38	19/22	.864	60	93
4t)	Gould, S.F.	29/30	20/23	.870	51	89
4t)	Succop, T.B.	17/17	24/27	.889	54	89
6)	Gano, NY-G	21/23	22/25	.880	57	87
7)	Lutz, N.O.	25/25	20/26	.769	60	85
8)	Pineiro, Car.	18/20	22/24	.917	54	84
9)	Joseph, Min.	27/32	18/23	.783	56	81
10)	Slye, Was.	19/21	20/23	.870	58	79
11)	Santos, Chi.	22/26	18/20	.900	51	76
12)	Gay, LA-R	21/21	18/19	.947	58	75
13)	Crosby, G.B.	26/28	15/18	.833	48	71
14)	Elliott, Phi.	37/39	9/11	.818	54	64
15)	Badgley, Chi.-Det.	18/18	15/16	.938	53	63
16)	Prater, Ariz	13/13	10/11	.909	49	43
17)	Seibert, Det.	12/12	3/ 5	.600	48	21
18)	Ammendola, K.C.-Ariz	5/ 7	5/ 7	.714	31	20
19)	Blankenship, Ind.-Ariz	4/ 5	4/ 5	.800	50	16
20)	Eberle, Det.	2/ 4	1/ 1	1.000	49	5
21)	Wishnowsky, S.F.	1/ 2	0/ 0	---	--	1

NFC / TOUCHBACKS ON KICKOFFS

Rank	Player, Team	TB
1)	Maher, Dal.	52
2)	Slye, Was.	49
3)	Pinion, Atl.	46
4t)	Elliott, Phi.	41
4t)	Gay, LA-R	41
4t)	Myers, Sea.	41
7t)	Joseph, Min.	40
7t)	Lutz, N.O.	40
9)	Gano, NY-G	38
10)	Gould, S.F.	34
11)	Pineiro, Car.	32
12)	Fox, Det.	29
13)	Santos, Chi.	28
14)	*Camarda, T.B.	25
15)	Prater, Ariz	20
16)	Blankenship, Ind.-Ariz	17
17t)	Ammendola, K.C.-Ariz	12
17t)	Crosby, G.B.	12
19)	*Gill, Chi.	7
20)	Eberle, Det.	5
21t)	Ahmed, G.B.	3
21t)	Seibert, Det.	3

WEEK 13 / THROUGH MONDAY, DECEMBER 5, 2022

NFC / MOST YARDS FROM SCRIMMAGE

Rank	Player, Team	Yards	Total			Rushing			Receiving		
			Att+Rec	Avg	Yards	Att	Avg	Yards	Rec	Avg	
1)	Jefferson, Min. (WR)	1301	92	14.1	24	4	6.0	1277	88	14.5	
2)	Barkley, NY-G (RB)	1296	282	4.6	1055	242	4.4	241	40	6.0	
3)	McCaffrey, Car.-S.F. (RB)	1259	226	5.6	700	160	4.4	559	66	8.5	
4)	A. Jones, G.B. (RB)	1175	212	5.5	847	164	5.2	328	48	6.8	
5)	Pollard, Dal. (RB)	1111	173	6.4	852	148	5.8	259	25	10.4	
6)	Cook, Min. (RB)	1084	226	4.8	927	198	4.7	157	28	5.6	
7)	Sanders, Phi. (RB)	998	204	4.9	924	187	4.9	74	17	4.4	
8)	Kamara, N.O. (RB)	983	194	5.1	550	143	3.8	433	51	8.5	
9)	Lamb, Dal. (WR)	974	78	12.5	46	9	5.1	928	69	13.4	
10)	McLaurin, Was. (WR)	962	68	14.1	17	6	2.8	945	62	15.2	
11)	Brown, Phi. (WR)	950	61	15.6	0	0	---	950	61	15.6	
12)	St. Brown, Det. (WR)	913	82	11.1	83	6	13.8	830	76	10.9	
13)	Fields, Chi. (QB)	905	128	7.1	905	128	7.1	0	0	---	
14)	*Olave, N.O. (WR)	887	60	14.8	0	0	---	887	60	14.8	
15)	Montgomery, Chi. (RB)	885	185	4.8	641	160	4.0	244	25	9.8	
16)	Kupp, LA-R (WR)	864	84	10.3	52	9	5.8	812	75	10.8	
17)	Fournette, T.B. (RB)	858	194	4.4	511	145	3.5	347	49	7.1	
18)	Gibson, Was. (RB)	841	181	4.6	515	139	3.7	326	42	7.8	
19)	Lockett, Sea. (WR)	836	66	12.7	0	0	---	836	66	12.7	
20)	Jama. Williams, Det. (RB)	826	197	4.2	769	188	4.1	57	9	6.3	
21)	Metcalfe, Sea. (WR)	798	67	11.9	0	0	---	798	67	11.9	
22)	Dillon, G.B. (RB)	783	166	4.7	624	143	4.4	159	23	6.9	
23)	Samuel, S.F. (WR)	776	87	8.9	207	37	5.6	569	50	11.4	
24)	*Walker, Sea. (RB)	765	157	4.9	649	138	4.7	116	19	6.1	
25)	Evans, T.B. (WR)	761	55	13.8	0	0	---	761	55	13.8	
26)	Samuel, Was. (WR)	744	85	8.8	188	31	6.1	556	54	10.3	
27)	D. Smith, Phi. (WR)	711	61	11.7	0	0	---	711	61	11.7	
28)	Elliott, Dal. (RB)	708	168	4.2	654	157	4.2	54	11	4.9	
29t)	Aiyuk, S.F. (WR)	705	57	12.4	7	1	7.0	698	56	12.5	
29t)	Herbert, Chi. (RB)	705	114	6.2	643	108	6.0	62	6	10.3	
31)	*Allgeier, Atl. (RB)	691	141	4.9	604	131	4.6	87	10	8.7	
32)	Godwin, T.B. (WR)	653	71	9.2	5	3	1.7	648	68	9.5	
33)	Conner, Ariz (RB)	647	148	4.4	476	121	3.9	171	27	6.3	
34)	Moore, Car. (WR)	644	53	12.2	39	7	5.6	605	46	13.2	
35)	Patterson, Atl. (RB)	631	119	5.3	566	108	5.2	65	11	5.9	
36t)	*Hockenson, Det.-Min. (TE)	620	56	11.1	0	0	---	620	56	11.1	
36t)	Lazard, G.B. (WR)	620	45	13.8	0	0	---	620	45	13.8	
38)	Hurts, Phi. (QB)	609	132	4.6	609	132	4.6	0	0	---	
39)	*Robinson, Was. (RB)	605	155	3.9	563	147	3.8	42	8	5.3	
40)	Swift, Det. (RB)	589	92	6.4	354	64	5.5	235	28	8.4	
41)	Foreman, Car. (RB)	588	130	4.5	563	126	4.5	25	4	6.3	
42)	Thielen, Min. (WR)	580	56	10.4	0	0	---	580	56	10.4	
43)	Hopkins, Ariz (WR)	574	49	11.7	0	0	---	574	49	11.7	
44)	Slayton, NY-G (WR)	566	33	17.2	0	0	---	566	33	17.2	
45)	Goedert, Phi. (TE)	544	43	12.7	0	0	---	544	43	12.7	
46)	*R. White, T.B. (RB)	535	118	4.5	314	83	3.8	221	35	6.3	
47)	*London, Atl. (WR)	533	47	11.3	0	0	---	533	47	11.3	
48)	M. Brown, Ariz (WR)	531	49	10.8	0	0	---	531	49	10.8	
49)	Jones, NY-G (QB)	522	91	5.7	522	91	5.7	0	0	---	
50)	Mooney, Chi. (WR)	495	41	12.1	2	1	2.0	493	40	12.3	

WEEK 13 / THROUGH MONDAY, DECEMBER 5, 2022**NFC / LEADERS IN FIRST DOWNS**

Rank	Player, Team	Rush	Rec	Tot
1)	McCaffrey, Car.-S.F. (RB)	35	29	64
2)	A. Jones, G.B. (RB)	43	16	59
3)	Fields, Chi. (QB)	57	0	57
4t)	Jefferson, Min. (WR)	2	54	56
4t)	Jama. Williams, Det. (RB)	53	3	56
6)	Hurts, Phi. (QB)	53	0	53
7)	Lamb, Dal. (WR)	3	49	52
8t)	Barkley, NY-G (RB)	46	5	51
8t)	Cook, Min. (RB)	40	11	51
10t)	Fournette, T.B. (RB)	31	18	49
10t)	Sanders, Phi. (RB)	48	1	49
10t)	St. Brown, Det. (WR)	2	47	49
13)	Pollard, Dal. (RB)	37	11	48
14)	Gibson, Was. (RB)	31	16	47
15)	Kupp, LA-R (WR)	4	42	46
16)	McLaurin, Was. (WR)	1	44	45
17t)	Dillon, G.B. (RB)	35	7	42
17t)	Elliott, Dal. (RB)	40	2	42
17t)	Jones, NY-G (QB)	42	0	42
17t)	Montgomery, Chi. (RB)	35	7	42
21t)	Brown, Phi. (WR)	0	41	41
21t)	Kamara, N.O. (RB)	26	15	41
21t)	*Olave, N.O. (WR)	0	41	41
21t)	Samuel, Was. (WR)	11	30	41
25t)	Lockett, Sea. (WR)	0	40	40
25t)	*Robinson, Was. (RB)	38	2	40
27)	Conner, Ariz (RB)	32	7	39
28)	Evans, T.B. (WR)	0	38	38
29)	Metcalfe, Sea. (WR)	0	37	37
30t)	Lazard, G.B. (WR)	0	36	36
30t)	Thielen, Min. (WR)	0	36	36
30t)	*Walker, Sea. (RB)	32	4	36
33)	Patterson, Atl. (RB)	32	3	35
34t)	Godwin, T.B. (WR)	0	34	34
34t)	D. Smith, Phi. (WR)	0	34	34
36)	*Allgeier, Atl. (RB)	28	5	33
37t)	Aiyuk, S.F. (WR)	0	31	31
37t)	Goedert, Phi. (TE)	0	31	31
37t)	Hockenson, Det.-Min. (TE)	0	31	31
37t)	*London, Atl. (WR)	0	31	31
41t)	Mariota, Atl. (QB)	30	0	30
41t)	Moore, Car. (WR)	1	29	30
43t)	Samuel, S.F. (WR)	7	22	29
43t)	*R. White, T.B. (RB)	18	11	29
45)	Foreman, Car. (RB)	27	1	28
46t)	Hill, N.O. (TE)	23	4	27
46t)	Hopkins, Ariz (WR)	0	27	27
48)	M. Brown, Ariz (WR)	0	26	26
49t)	Claypool, Pit.-Chi. (WR)	3	22	25
49t)	Slayton, NY-G (WR)	0	25	25
49t)	Swift, Det. (RB)	13	12	25

WEEK 13 / THROUGH MONDAY, DECEMBER 5, 2022**NFC / LEADING PUNTERS**

Rank	Player, Team	No	Yards	Lg	Avg	TB	Blk	Dwn	OB	Opp Ret	In	Net
1)	Dickson, Sea.	41	2033	68	49.6	2	0	4	4	22	126	15 45.5
2)	Dixon, LA-R	53	2619	64	49.4	1	2	4	7	29	286	13 42.1
3)	Anger, Dal.	47	2293	83	48.8	6	0	4	1	21	154	19 43.0
4)	*Camarda, T.B.	60	2927	74	48.8	9	0	5	9	22	254	18 41.6
5)	Fox, Det.	35	1707	63	48.8	2	0	6	2	19	239	9 40.8
6)	Hekker, Car.	61	2975	68	48.8	3	0	8	4	26	226	29 44.1
7)	Gillan, NY-G	54	2569	69	47.6	8	0	4	5	20	208	17 40.8
8)	Gillikin, N.O.	56	2656	63	47.4	5	0	7	6	20	195	22 42.2
9)	*Wright, Min.	57	2696	73	47.3	0	0	4	5	30	214	28 43.5
10)	Way, Was.	66	3101	68	47.0	4	0	10	5	25	152	30 43.5
11)	Lee, Ariz	48	2251	65	46.9	4	0	3	3	29	271	10 39.6
12)	*Gill, Chi.	46	2157	62	46.9	3	1	4	1	23	233	11 39.7
13)	Pinion, Atl.	48	2223	73	46.3	2	0	7	4	19	209	17 41.1
14)	Siposs, Phi.	44	2005	59	45.6	3	0	7	3	20	161	16 40.5
15)	O'Donnell, G.B.	47	2112	72	44.9	1	1	8	4	18	182	22 39.8
16)	Wishnowsky, S.F.	43	1898	74	44.1	4	0	13	6	12	111	23 39.7

NFC / LEADING PUNTERS, NET AVERAGE

Rank	Player, Team	No	Yards	Lg	Avg	TB	Blk	Dwn	OB	Opp Ret	In	Net
1)	Dickson, Sea.	41	2033	68	49.6	2	0	4	4	22	126	15 45.5
2)	Hekker, Car.	61	2975	68	48.8	3	0	8	4	26	226	29 44.1
3)	*Wright, Min.	57	2696	73	47.3	0	0	4	5	30	214	28 43.5
4)	Way, Was.	66	3101	68	47.0	4	0	10	5	25	152	30 43.5
5)	Anger, Dal.	47	2293	83	48.8	6	0	4	1	21	154	19 43.0
6)	Gillikin, N.O.	56	2656	63	47.4	5	0	7	6	20	195	22 42.2
7)	Dixon, LA-R	53	2619	64	49.4	1	2	4	7	29	286	13 42.1
8)	*Camarda, T.B.	60	2927	74	48.8	9	0	5	9	22	254	18 41.6
9)	Pinion, Atl.	48	2223	73	46.3	2	0	7	4	19	209	17 41.1
10)	Fox, Det.	35	1707	63	48.8	2	0	6	2	19	239	9 40.8
11)	Gillan, NY-G	54	2569	69	47.6	8	0	4	5	20	208	17 40.8
12)	Siposs, Phi.	44	2005	59	45.6	3	0	7	3	20	161	16 40.5
13)	O'Donnell, G.B.	47	2112	72	44.9	1	1	8	4	18	182	22 39.8
14)	Wishnowsky, S.F.	43	1898	74	44.1	4	0	13	6	12	111	23 39.7
15)	*Gill, Chi.	46	2157	62	46.9	3	1	4	1	23	233	11 39.7
16)	Lee, Ariz	48	2251	65	46.9	4	0	3	3	29	271	10 39.6

NFC / PUNT RETURN LEADERS

Rank	Player, Team	Ret	FC	Yards	Avg	Long	TD
1)	A. Williams, Atl.	16	13	279	17.4	56	0
2)	Turpin, Dal.	19	21	236	12.4	52	0
3)	McCloud, S.F.	24	16	262	10.9	35	0
4)	Darden, T.B.	31	18	330	10.6	24	0
5)	*Covey, Phi.	25	11	235	9.4	27	0
6)	Milne, Was.	30	14	233	7.8	19	0
7)	Powell, LA-R	18	14	135	7.5	22	0
8)	S. Smith, Car.	18	8	127	7.1	22	0
9)	Reagor, Min.	19	9	134	7.1	25	0
10)	James, NY-G	20	11	134	6.7	22	0
11)	Dortch, Ariz	22	3	144	6.5	18	0

NFC / KICKOFF RETURN LEADERS

Rank	Player, Team	Ret	Yards	Avg	Long	TD
1)	Nwangwu, Min.	24	620	25.8	97t	1
2)	Nixon, G.B.	25	617	24.7	53	0
3)	Powell, LA-R	20	416	20.8	34	0
4)	McCloud, S.F.	18	374	20.8	39	0
5)	Brightwell, NY-G	17	346	20.4	47	0

WEEK 13 / THROUGH MONDAY, DECEMBER 5, 2022**NFC / LEADERS IN INTERCEPTIONS**

Rank	Player, Team	Int	Yards	Avg	Long	TD
1t)	Gardner-Johnson, Phi.	6	54	9.0	25	0
1t)	*Woolen, Sea.	6	47	7.8	40t	1
3)	H. Smith, Min.	5	58	11.6	35	0
4t)	Hufanga, S.F.	4	61	15.3	52t	1
4t)	E. Jackson, Chi.	4	44	11.0	26	0
4t)	Alexander, G.B.	4	36	9.0	29	0
7t)	Bradberry, Phi.	3	54	18.0	27t	1
7t)	Peterson, Min.	3	53	17.7	39	0
7t)	*Joseph, Det.	3	47	15.7	38	0
7t)	Slay, Phi.	3	17	5.7	19	0
7t)	Diggs, Dal.	3	10	3.3	7	0
7t)	*Bland, Dal.	3	4	1.3	4	0
7t)	Forrest, Was.	3	1	0.3	1	0
14t)	Edwards, T.B.	2	68	34.0	68t	1
14t)	R. Ford, G.B.	2	68	34.0	34	0
14t)	Love, NY-G	2	44	22.0	27	0
14t)	Diggs, Sea.	2	39	19.5	24	0
14t)	Fuller, Was.	2	37	18.5	37t	1
14t)	Walker, Atl.	2	33	16.5	21	0
14t)	Jackson, Car.	2	30	15.0	30t	1
14t)	Hooker, Dal.	2	29	14.5	26	0
14t)	Dean, T.B.	2	24	12.0	24	0
14t)	Grant, Atl.	2	22	11.0	12	0
14t)	Douglas, G.B.	2	21	10.5	22	0
14t)	*Hutchinson, Det.	2	20	10.0	20	0
14t)	Horn, Car.	2	18	9.0	18	0
14t)	Bynum, Min.	2	17	8.5	12	0
14t)	Hawkins, Atl.	2	14	7.0	14	0
14t)	Barton, Sea.	2	11	5.5	10	0
14t)	Mathieu, N.O.	2	3	1.5	3	0
14t)	Scott, LA-R	2	0	0.0	0	0
14t)	J. Ward, S.F.	2	0	0.0	0	0

WEEK 13 / THROUGH MONDAY, DECEMBER 5, 2022**NFC / LEADERS IN SACKS**

Rank	Player, Team	Sacks
1)	Bosa, S.F. (DE)	14.5
2)	Parsons, Dal. (LB)	12.0
3)	Burns, Car. (DE)	10.0
4)	Z. Smith, Min. (LB)	9.5
5t)	Nwosu, Sea. (LB)	9.0
5t)	Reddick, Phi. (LB)	9.0
7)	Payne, Was. (DT)	8.5
8t)	Armstrong, Dal. (DE)	8.0
8t)	Hargrave, Phi. (NT)	8.0
10)	Allen, Was. (DT)	7.5
11t)	Hunter, Min. (LB)	7.0
11t)	Sweat, Was. (DE)	7.0
13t)	D. Davis, N.O. (LB)	6.5
13t)	Sweat, Phi. (DE)	6.5
13t)	Vea, T.B. (NT)	6.5
13t)	Watt, Ariz (DE)	6.5
17t)	Gary, G.B. (LB)	6.0
17t)	*Hutchinson, Det. (DE)	6.0
17t)	Lawrence, Dal. (DE)	6.0
17t)	Lawrence, NY-G (NT)	6.0
21t)	B. Graham, Phi. (DE)	5.5
21t)	Jarrett, Atl. (NT)	5.5
21t)	Jordan, N.O. (DE)	5.5
21t)	P. Smith, G.B. (LB)	5.5
21t)	D. White, T.B. (LB)	5.5
26t)	Cox, Phi. (DE)	5.0
26t)	Donald, LA-R (DE)	5.0
26t)	Floyd, LA-R (LB)	5.0
26t)	Fowler, Dal. (DE)	5.0
26t)	Wagner, LA-R (LB)	5.0
31t)	Allen, Ariz (DE)	4.5
31t)	Elliss, N.O. (LB)	4.5
33t)	Luvu, Car. (LB)	4.0
33t)	Omenihu, S.F. (DE)	4.0
33t)	Taylor, Sea. (LB)	4.0
33t)	Wilson, Dal. (DB)	4.0
37t)	Carter, Atl. (LB)	3.5
37t)	Ebukam, S.F. (DE)	3.5
37t)	Nassib, T.B. (LB)	3.5
37t)	Onyemata, N.O. (DT)	3.5
37t)	Tryon-Shoyinka, T.B. (LB)	3.5
37t)	Wonnum, Min. (LB)	3.5
43t)	Barrett, T.B. (LB)	3.0
43t)	*Brisker, Chi. (DE)	3.0
43t)	Clark, G.B. (NT)	3.0
43t)	Davis, Was. (LB)	3.0
43t)	Ford, Sea. (DE)	3.0
43t)	Gaines, LA-R (NT)	3.0
43t)	Haynes, Car. (DE)	3.0
43t)	Hicks, Min. (LB)	3.0
43t)	*Houston, Det. (LB)	3.0
43t)	*Jackson, S.F. (DE)	3.0
43t)	Jefferson, Sea. (DE)	3.0
43t)	Jones II, Min. (LB)	3.0
43t)	Nelson, T.B. (LB)	3.0
43t)	Obada, Was. (DE)	3.0
43t)	Odighizuwa, Dal. (DT)	3.0
43t)	I. Simmons, Ariz (LB)	3.0
43t)	Ward, NY-G (LB)	3.0
43t)	*Williams, Dal. (DE)	3.0
43t)	Winfield, T.B. (DB)	3.0

WEEK 13 / THROUGH MONDAY, DECEMBER 5, 2022

NFC / FUMBLE RECOVERIES

Rank	Player, Team	TotRec	OffRec	DefRec
1)	Fields, Chi.	7	7	0
2)	K. Murray, Ariz	6	6	0
3t)	Mariota, Atl.	4	4	0
3t)	Mayfield, Car.	4	4	0
3t)	Wentz, Was.	4	4	0
6t)	Conner, Ariz	3	3	0
6t)	*Ebner, Chi.	3	3	0
6t)	Gross-Matos, Car.	3	1	2
6t)	Sanders, Phi.	3	3	0
6t)	*Williams, Dal.	3	0	3
11t)	Armstrong, Dal.	2	0	2
11t)	*Belton, NY-G	2	0	2
11t)	Bynum, Min.	2	0	2
11t)	Cook, Min.	2	2	0
11t)	*Covey, Phi.	2	2	0
11t)	Dalton, N.O.	2	2	0
11t)	Davis, Was.	2	0	2
11t)	Dwelle, S.F.	2	1	1
11t)	Evans, Atl.	2	0	2
11t)	Greenlaw, S.F.	2	0	2
11t)	Hargrave, Phi.	2	0	2
11t)	Heinicke, Was.	2	2	0
11t)	Hurts, Phi.	2	2	0
11t)	Jackson, NY-G	2	0	2
11t)	M. Jackson, Sea.	2	0	2
11t)	A. Jones, G.B.	2	2	0
11t)	Jones, NY-G	2	2	0
11t)	Lawrence, Dal.	2	1	1
11t)	McCloud, S.F.	2	2	0
11t)	Montgomery, Chi.	2	2	0
11t)	Murphy, Ariz	2	0	2
11t)	Patrick, Chi.	2	2	0
11t)	Powell, LA-R	2	2	0
11t)	Raymond, Det.	2	2	0
11t)	Reagor, Min.	2	2	0
11t)	Reddick, Phi.	2	0	2
11t)	Stafford, LA-R	2	2	0
11t)	Toohill, Was.	2	0	2
11t)	J. Winston, N.O.	2	2	0
11t)	*Woolen, Sea.	2	0	2

WEEK 13 / THROUGH MONDAY, DECEMBER 5, 2022**NFC / OFFENSIVE FUMBLE RECOVERIES**

Rank	Player, Team	Ret	Yards	Avg	Long	TD
1)	Fields, Chi.	7	-2	-0.3	1	0
2)	K. Murray, Ariz	6	0	0.0	0	0
3t)	Mariota, Atl.	4	0	0.0	0	0
3t)	Mayfield, Car.	4	0	0.0	0	0
3t)	Wentz, Was.	4	0	0.0	0	0
6t)	*Ebner, Chi.	3	1	0.3	10	0
6t)	Conner, Ariz	3	0	0.0	0	0
6t)	Sanders, Phi.	3	0	0.0	0	0
9t)	Cook, Min.	2	0	0.0	0	0
9t)	*Covey, Phi.	2	0	0.0	0	0
9t)	Dalton, N.O.	2	0	0.0	0	0
9t)	Heinicke, Was.	2	0	0.0	0	0
9t)	A. Jones, G.B.	2	0	0.0	0	0
9t)	Jones, NY-G	2	0	0.0	0	0
9t)	McCloud, S.F.	2	0	0.0	0	0
9t)	Montgomery, Chi.	2	0	0.0	0	0
9t)	Raymond, Det.	2	0	0.0	0	0
9t)	Reagor, Min.	2	0	0.0	0	0
9t)	Stafford, LA-R	2	0	0.0	0	0
9t)	J. Winston, N.O.	2	0	0.0	0	0
9t)	Hurts, Phi.	2	-1	-0.5	0	0
9t)	Patrick, Chi.	2	-6	-3.0	0	0
9t)	Powell, LA-R	2	-6	-3.0	0	0

NFC / DEFENSIVE FUMBLE RECOVERIES

Rank	Player, Team	Ret	Yards	Avg	Long	TD
1)	*Williams, Dal.	3	0	0.0	0	0
2t)	Murphy, Ariz	2	59	29.5	59t	1
2t)	Bynum, Min.	2	55	27.5	40	0
2t)	Greenlaw, S.F.	2	23	11.5	23t	1
2t)	Evans, Atl.	2	8	4.0	10	0
2t)	M. Jackson, Sea.	2	8	4.0	8	0
2t)	*Woolen, Sea.	2	7	3.5	7	0
2t)	*Belton, NY-G	2	3	1.5	3	0
2t)	Armstrong, Dal.	2	1	0.5	1	0
2t)	Jackson, NY-G	2	1	0.5	1	0
2t)	Toohill, Was.	2	1	0.5	1t	1
2t)	Davis, Was.	2	0	0.0	0	0
2t)	Hargrave, Phi.	2	0	0.0	0	0
2t)	Reddick, Phi.	2	0	0.0	0	0
2t)	Gross-Matos, Car.	2	-2	-1.0	0	0

WEEK 13 / THROUGH MONDAY, DECEMBER 5, 2022

NFL / LEADING PASSERS

Player, Team	Att	Comp	Pct		Avg		Pct			Pct	Rating
			Comp	Yds	Gain	TD	TD	Long	Int		
Tagovailoa, Mia.	317	216	68.1	2859	9.02	21	6.6	75t	5	1.6	112.0
G. Smith, Sea.	392	285	72.7	3169	8.08	22	5.6	54	6	1.5	108.7
Hurts, Phi.	357	243	68.1	2940	8.24	20	5.6	54	3	0.8	108.3
Mahomes, K.C.	469	308	65.7	3808	8.12	30	6.4	57	8	1.7	104.9
Burrow, Cin.	440	304	69.1	3446	7.83	25	5.7	60t	8	1.8	103.7
Garoppolo, S.F.	308	207	67.2	2437	7.91	16	5.2	57t	4	1.3	103.0
Tannehill, Ten.	265	172	64.9	2117	7.99	11	4.2	69	4	1.5	97.0
Dalton, N.O.	299	200	66.9	2252	7.53	15	5.0	64	7	2.3	96.2
Prescott, Dal.	212	144	67.9	1563	7.37	13	6.1	68t	7	3.3	96.1
Allen, Buf.	443	284	64.1	3406	7.69	25	5.6	98t	11	2.5	96.0
Goff, Det.	405	263	64.9	3022	7.46	19	4.7	81	7	1.7	95.7
Lawrence, Jac.	416	273	65.6	2834	6.81	17	4.1	49	6	1.4	92.8
Aa. Rodgers, G.B.	423	272	64.3	2864	6.77	22	5.2	58t	9	2.1	92.4
Herbert, LA-C	510	340	66.7	3339	6.55	20	3.9	54	7	1.4	92.3
Carr, L.V.	414	258	62.3	2980	7.20	20	4.8	60	8	1.9	92.1
Brady, T.B.	524	347	66.2	3332	6.36	16	3.1	51	3	0.6	91.6
Jones, NY-G	347	229	66.0	2365	6.82	11	3.2	65t	4	1.2	91.2
L. Jackson, Bal.	326	203	62.3	2242	6.88	17	5.2	75t	7	2.1	91.1
Brissett, Cle.	368	236	64.1	2608	7.09	12	3.3	55	6	1.6	89.1
Mariota, Atl.	300	184	61.3	2219	7.40	15	5.0	75t	9	3.0	88.2
Cousins, Min.	449	290	64.6	2933	6.53	18	4.0	64	9	2.0	88.1
Stafford, LA-R	303	206	68.0	2087	6.89	10	3.3	75t	8	2.6	87.4
K. Murray, Ariz	389	258	66.3	2359	6.06	14	3.6	38t	7	1.8	87.1
Mac Jones, N.E.	270	184	68.1	1963	7.27	7	2.6	48t	7	2.6	87.0
Heinicke, Was.	212	131	61.8	1444	6.81	9	4.2	49t	5	2.4	86.3
Fields, Chi.	253	156	61.7	1896	7.49	13	5.1	56	10	4.0	85.4
Wentz, Was.	232	144	62.1	1489	6.42	10	4.3	75t	6	2.6	84.1
Ryan, Ind.	428	290	67.8	2875	6.72	13	3.0	45	13	3.0	84.0
Wilson, Den.	358	215	60.1	2558	7.15	8	2.2	67t	5	1.4	83.5
Mills, Hou.	328	203	61.9	2144	6.54	11	3.4	58	11	3.4	78.1
*Pickett, Pit.	293	191	65.2	1797	6.13	4	1.4	57	8	2.7	75.1
Mayfield, Car.	206	119	57.8	1313	6.37	6	2.9	75t	6	2.9	74.4
Z. Wilson, NY-J	189	105	55.6	1279	6.77	4	2.1	79	5	2.6	72.6

NFL / LEADING PASSERS, RANKS

Player, Team	Att	Comp	Pct		Avg		Pct			Pct	Rating
			Comp	Yds	Gain	TD	TD	Long	Int		
Tagovailoa, Mia.	20	17	4	13	1	6	1	6t	10	1	
G. Smith, Sea.	12	7	1	6	4	4t	6	10t	9	2	
Hurts, Phi.	16	14	5	9	2	7t	7	1t	2	3	
Mahomes, K.C.	3	3	15	1	3	1	2	22t	12	4	
Burrow, Cin.	6	4	2	2	7	2t	4	22t	15	5	
Garoppolo, S.F.	21	19	9	17	6	14t	10	3t	4	6	
Tannehill, Ten.	27	27	19	24	5	23t	18	3t	8	7	
Dalton, N.O.	24	23	10	20	9	16t	12	15t	20	8	
Prescott, Dal.	30t	29t	7	29	13	19t	3	15t	31	9	
Allen, Buf.	5	8	23	3	8	2t	5	31t	22	10	
Goff, Det.	11	11	18	7	11	10	15	15t	13	11	
Lawrence, Jac.	9	9	16	14	21	12t	19	10t	7	12	
Aa. Rodgers, G.B.	8	10	21	12	23	4t	9	27t	18	13	
Herbert, LA-C	2	2	11	4	26	7t	21	15t	5	14	
Carr, L.V.	10	12t	24	8	15	7t	14	22t	16	15	
Brady, T.B.	1	1	13	5	31	14t	27	1t	1	16	
Jones, NY-G	17	16	14	18	20	23t	26	3t	3	17	
L. Jackson, Bal.	19	21t	25	21	19	12t	8	15t	19	18	
Brissett, Cle.	14	15	22	15	17	22	25	10t	11	19	
Mariota, Atl.	23	25t	30	22	12	16t	13	27t	29	20	
Cousins, Min.	4	5t	20	10	28	11	20	27t	17	21	
Stafford, LA-R	22	20	6	25	18	26t	24	22t	25	22	
K. Murray, Ariz	13	12t	12	19	33	18	22	15t	14	23	
Mac Jones, N.E.	26	25t	3	26	14	30	30	15t	24	24	
Heinicke, Was.	30t	31	28	31	22	28	17	6t	21	25	
Fields, Chi.	28	28	29	27	10	19t	11	30	33	26	
Wentz, Was.	29	29t	26	30	29	26t	16	10t	23	27	
Ryan, Ind.	7	5t	8	11	25	19t	28	33	30	28	
Wilson, Den.	15	18	31	16	16	29	31	6t	6	29	
Mills, Hou.	18	21t	27	23	27	23t	23	31t	32	30	
*Pickett, Pit.	25	24	17	28	32	35t	33	22t	27	31	
Mayfield, Car.	32	32	32	32	30	31	29	10t	28	32	
Z. Wilson, NY-J	33	33	33	33	24	35t	32	6t	26	33	

WEEK 13 / THROUGH MONDAY, DECEMBER 5, 2022

NFL / FOURTH-QUARTER PASSING LEADERS

Rank	Player, Team	Att	Comp	Comp%	Yards	YPA	TD	TD%	Int	Int%	Rating
1)	Tagovailoa, Mia.	58	38	65.5	553	9.53	5	8.6	0	0.0	125.1
2)	Burrow, Cin.	106	74	69.8	885	8.35	9	8.5	1	0.9	119.4
3)	G. Smith, Sea.	94	67	71.3	793	8.44	6	6.4	1	1.1	113.5
4)	Prescott, Dal.	34	23	67.6	264	7.76	2	5.9	0	0.0	110.4
5)	Hurts, Phi.	44	30	68.2	309	7.02	4	9.1	1	2.3	109.0
6)	Trubisky, Pit.	29	17	58.6	201	6.93	2	6.9	0	0.0	102.8
7)	Goff, Det.	114	72	63.2	831	7.29	8	7.0	2	1.8	101.2
8)	Cousins, Min.	115	76	66.1	824	7.17	6	5.2	2	1.7	97.2
9)	Z. Wilson, NY-J	46	30	65.2	385	8.37	2	4.3	1	2.2	96.7
10)	Brady, T.B.	163	108	66.3	989	6.07	9	5.5	2	1.2	95.9
11)	Tannehill, Ten.	45	33	73.3	370	8.22	1	2.2	1	2.2	95.6
12)	Garoppolo, S.F.	67	45	67.2	562	8.39	3	4.5	2	3.0	95.5
13)	J. Winston, N.O.	48	33	68.8	534	11.13	4	8.3	5	10.4	93.9
14)	Mayfield, Car.	66	41	62.1	606	9.18	4	6.1	3	4.5	93.4
15)	Mariota, Atl.	69	42	60.9	609	8.83	4	5.8	3	4.3	90.8
16)	Flacco, NY-J	61	38	62.3	367	6.02	3	4.9	1	1.6	88.6
17)	Lawrence, Jac.	114	72	63.2	710	6.23	6	5.3	3	2.6	87.2
18)	Aa. Rodgers, G.B.	132	78	59.1	829	6.28	5	3.8	1	0.8	87.0
19)	Ryan, Ind.	128	85	66.4	905	7.07	5	3.9	4	3.1	86.9
20)	Jones, NY-G	92	57	62.0	556	6.04	4	4.3	2	2.2	84.3
21)	Herbert, LA-C	159	107	67.3	880	5.53	6	3.8	4	2.5	83.3
22)	Brissett, Cle.	105	64	61.0	738	7.03	4	3.8	3	2.9	83.0
23)	Rush, Dal.	59	34	57.6	320	5.42	3	5.1	1	1.7	82.6
24)	K. Murray, Ariz	124	76	61.3	657	5.30	5	4.0	2	1.6	82.0
25)	Mahomes, K.C.	93	58	62.4	798	8.58	4	4.3	5	5.4	81.7
26)	Allen, Buf.	93	55	59.1	711	7.65	3	3.2	3	3.2	80.5
27)	Dalton, N.O.	94	60	63.8	620	6.60	3	3.2	3	3.2	80.1
28)	Heinicke, Was.	58	40	69.0	406	7.00	2	3.4	3	5.2	78.7
29)	Carr, L.V.	127	66	52.0	849	6.69	5	3.9	3	2.4	76.5
30)	Wentz, Was.	91	60	65.9	516	5.67	3	3.3	4	4.4	73.3
31)	L. Jackson, Bal.	64	41	64.1	502	7.84	2	3.1	4	6.3	72.5
32)	Allen, Hou.	29	16	55.2	195	6.72	2	6.9	2	6.9	70.3
33)	Wilson, Den.	103	57	55.3	680	6.60	2	1.9	3	2.9	70.0
34)	Mac Jones, N.E.	76	48	63.2	478	6.29	0	0.0	2	2.6	70.0
35)	Stafford, LA-R	80	57	71.3	469	5.86	0	0.0	4	5.0	65.1
36)	Mills, Hou.	109	61	56.0	722	6.62	2	1.8	6	5.5	59.5
37)	*Pickett, Pit.	84	52	61.9	525	6.25	0	0.0	5	6.0	54.9
38)	Fields, Chi.	65	39	60.0	386	5.94	3	4.6	6	9.2	53.8

NFL / THIRD-DOWN PASSING LEADERS

Rank	Player, Team	Att	Comp	Comp%	Yards	YPA	TD	TD%	Int	Int%	Rating
1)	Tagovailoa, Mia.	78	54	69.2	741	9.50	9	11.5	0	0.0	137.8
2)	Burrow, Cin.	105	76	72.4	836	7.96	9	8.6	0	0.0	124.1
3)	G. Smith, Sea.	81	53	65.4	631	7.79	8	9.9	0	0.0	122.0
4)	Garoppolo, S.F.	85	55	64.7	699	8.22	7	8.2	1	1.2	112.8
5)	Mahomes, K.C.	107	66	61.7	1180	11.03	9	8.4	4	3.7	111.9
6)	Goff, Det.	99	66	66.7	817	8.25	8	8.1	2	2.0	110.5
7)	Hurts, Phi.	65	42	64.6	558	8.58	3	4.6	0	0.0	107.1
8)	Allen, Buf.	92	54	58.7	813	8.84	7	7.6	3	3.3	99.6
9)	Cousins, Min.	121	73	60.3	859	7.10	8	6.6	3	2.5	93.6
10)	Stafford, LA-R	77	49	63.6	550	7.14	3	3.9	1	1.3	92.5
11)	Brady, T.B.	131	81	61.8	773	5.90	6	4.6	1	0.8	90.3
12)	K. Murray, Ariz	88	47	53.4	481	5.47	8	9.1	2	2.3	90.2
13)	Tannehill, Ten.	82	49	59.8	565	6.89	3	3.7	1	1.2	87.7
14)	Carr, L.V.	109	64	58.7	769	7.06	6	5.5	3	2.8	87.3
15)	Lawrence, Jac.	101	59	58.4	656	6.50	4	4.0	1	1.0	86.9
16)	Wilson, Den.	103	58	56.3	814	7.90	4	3.9	2	1.9	86.8
17)	Aa. Rodgers, G.B.	104	63	60.6	785	7.55	4	3.8	3	2.9	84.8
18)	Dalton, N.O.	91	59	64.8	688	7.56	4	4.4	4	4.4	84.0
19)	Jones, NY-G	101	62	61.4	665	6.58	2	2.0	1	1.0	83.1
20)	Herbert, LA-C	128	78	60.9	861	6.73	3	2.3	2	1.6	82.2
21)	Ryan, Ind.	104	73	70.2	680	6.54	3	2.9	4	3.8	81.4
22)	Brissett, Cle.	100	61	61.0	775	7.75	1	1.0	2	2.0	80.2
23)	Mac Jones, N.E.	67	41	61.2	554	8.27	2	3.0	3	4.5	78.8
24)	Fields, Chi.	75	47	62.7	602	8.03	4	5.3	5	6.7	77.8
25)	*Pickett, Pit.	76	45	59.2	513	6.75	1	1.3	2	2.6	73.0
26)	L. Jackson, Bal.	81	41	50.6	433	5.35	5	6.2	3	3.7	71.7
27)	Mariota, Atl.	81	44	54.3	475	5.86	2	2.5	2	2.5	69.7
28)	Z. Wilson, NY-J	58	29	50.0	347	5.98	3	5.2	4	6.9	57.2
29)	Mills, Hou.	87	46	52.9	507	5.83	2	2.3	5	5.7	54.1

WEEK 13 / THROUGH MONDAY, DECEMBER 5, 2022

NFL / LEADING RUSHERS

Rank	Player, Team	Att	Yards	Avg	Long	TD
1)	Jacobs, L.V.	242	1303	5.4	86t	10
2)	Chubb, Cle.	217	1119	5.2	41t	12
3)	Henry, Ten.	258	1078	4.2	56	10
4)	Barkley, NY-G	242	1055	4.4	68	8
5)	Cook, Min.	198	927	4.7	81t	7
6)	Sanders, Phi.	187	924	4.9	35	9
7)	Fields, Chi. (QB)	128	905	7.1	67t	8
8t)	*Pierce, Hou.	198	861	4.3	75t	3
8t)	Taylor, Ind.	192	861	4.5	66t	4
10)	Pollard, Dal.	148	852	5.8	57t	8
11)	A. Jones, G.B.	164	847	5.2	36	2
12)	Etienne, Jac.	146	782	5.4	49	4
13)	Jama. Williams, Det.	188	769	4.1	51t	14
14)	L. Jackson, Bal. (QB)	112	764	6.8	79t	3
15)	Stevenson, N.E.	161	734	4.6	49	4
16)	McCaffrey, Car.-S.F.	160	700	4.4	49	4
17)	J. Wilson, S.F.-Mia.	132	680	5.2	41	4
18)	Harris, Pit.	175	671	3.8	36	4
19)	Elliott, Dal.	157	654	4.2	27	8
20)	*Walker, Sea.	138	649	4.7	74t	9
21)	Herbert, Chi.	108	643	6.0	63	4
22)	Montgomery, Chi.	160	641	4.0	28	4
23)	Dillon, G.B.	143	624	4.4	27	3
24)	Hurts, Phi. (QB)	132	609	4.6	42	9
25)	Mixon, Cin.	158	605	3.8	31	6
26)	*Allgeier, Atl.	131	604	4.6	44	1
27)	Singletary, Buf.	137	603	4.4	30	4
28)	Ekeler, LA-C	138	589	4.3	71	7
29)	Allen, Buf. (QB)	89	581	6.5	36t	5
30)	Mostert, Mia.	125	573	4.6	25	3
31)	Patterson, Atl.	108	566	5.2	40	5
32t)	Foreman, Car.	126	563	4.5	60	4
32t)	*Robinson, Was.	147	563	3.8	24	2
34)	Kamara, N.O.	143	550	3.8	27	1
35)	Jones, NY-G (QB)	91	522	5.7	24	4
36)	*Pacheco, K.C.	111	521	4.7	28	3
37)	Gibson, Was.	139	515	3.7	20	3
38)	Fournette, T.B.	145	511	3.5	17	3
39)	Conner, Ariz	121	476	3.9	20	4
40)	*Bre. Hall, NY-J	80	463	5.8	62t	4
41)	Mariota, Atl. (QB)	85	438	5.2	30	4
42)	Robinson, Jac.-NY-J	110	425	3.9	50t	3
43)	Drake, Bal.	92	421	4.6	40	3
44)	Hill, N.O. (TE)	61	419	6.9	60t	5
45)	Hunt, Cle.	102	417	4.1	24t	3
46)	K. Murray, Ariz (QB)	66	415	6.3	42	3
47)	Murray, N.O.-Den.	104	405	3.9	52	4
48)	D. Harris, N.E.	84	383	4.6	30	3
49)	Michael Carter, NY-J	99	370	3.7	25	3
50)	Huntley, Atl.	75	364	4.9	30	1

WEEK 13 / THROUGH MONDAY, DECEMBER 5, 2022**NFL / THIRD-AND-ONE RUSHING LEADERS**

Rank	Player, Team	Att	FD	Pct
1t)	Fields, Chi.	8	8	100.0
1t)	Allen, Buf.	6	6	100.0
1t)	Herbert, LA-C	6	6	100.0
1t)	Michel, LA-C	5	5	100.0
1t)	D. Watt, Pit.	5	5	100.0
1t)	*Allgeier, Atl.	4	4	100.0
1t)	Ingram, N.O.	4	4	100.0
1t)	Jones, NY-G	4	4	100.0
1t)	*Pickett, Pit.	4	4	100.0
1t)	Breida, NY-G	3	3	100.0
1t)	Cousins, Min.	3	3	100.0
1t)	Prescott, Dal.	3	3	100.0
1t)	G. Smith, Sea.	3	3	100.0
14)	Elliott, Dal.	13	12	92.3
15)	*R. White, T.B.	9	8	88.9
16)	Brissett, Cle.	8	7	87.5
17t)	Dillon, G.B.	7	6	85.7
17t)	Hill, N.O.	7	6	85.7
19t)	Conner, Ariz	12	10	83.3
19t)	Garoppolo, S.F.	6	5	83.3
19t)	L. Jackson, Bal.	6	5	83.3
19t)	Mixon, Cin.	6	5	83.3
23)	*Robinson, Was.	11	9	81.8
24t)	Hurts, Phi.	15	12	80.0
24t)	Lawrence, Jac.	5	4	80.0
26t)	Henry, Ten.	8	6	75.0
26t)	Singletary, Buf.	8	6	75.0
26t)	C. Akers, LA-R	4	3	75.0
26t)	Burrow, Cin.	4	3	75.0
26t)	Edwards, Bal.	4	3	75.0
26t)	Mac Jones, N.E.	4	3	75.0
26t)	Pollard, Dal.	4	3	75.0
26t)	Ricard, Bal.	4	3	75.0
34t)	Mariota, Atl.	6	4	66.7
34t)	Sanders, Phi.	6	4	66.7
36t)	Etienne, Jac.	8	5	62.5
36t)	*Walker, Sea.	8	5	62.5
38t)	*Pierce, Hou.	10	6	60.0
38t)	Jacobs, L.V.	5	3	60.0
38t)	Stevenson, N.E.	5	3	60.0
41)	Murray, N.O.-Den.	7	4	57.1
42)	Jama. Williams, Det.	9	5	55.6
43)	Taylor, Ind.	13	7	53.8
44t)	Fournette, T.B.	10	5	50.0
44t)	Ekeler, LA-C	8	4	50.0

WEEK 13 / THROUGH MONDAY, DECEMBER 5, 2022**NFL / LEADERS IN RECEPTIONS**

Rank	Player, Team	Rec	Yards	Avg	Long	TD
1)	Hill, Mia.	96	1379	14.4	64	5
2)	Diggs, Buf.	91	1202	13.2	53t	10
3)	Jefferson, Min.	88	1277	14.5	64	6
4)	Ekeler, LA-C (RB)	85	564	6.6	23	5
5)	Adams, L.V.	79	1176	14.9	58t	12
6)	Kelce, K.C. (TE)	77	968	12.6	46	12
7t)	St. Brown, Det.	76	830	10.9	49	6
7t)	Pittman, Ind.	76	755	9.9	28	2
9)	Kupp, LA-R	75	812	10.8	75t	6
10)	Lamb, Dal.	69	928	13.4	35t	6
11)	Godwin, T.B.	68	648	9.5	44	2
12)	Metcalfe, Sea.	67	798	11.9	54	5
13t)	Lockett, Sea.	66	836	12.7	40t	7
13t)	McCaffrey, Car.-S.F. (RB)	66	559	8.5	49	3
15t)	McLaurin, Was.	62	945	15.2	49t	3
15t)	Kirk, Jac.	62	829	13.4	49	7
17t)	Brown, Phi.	61	950	15.6	54	9
17t)	Cooper, Cle.	61	832	13.6	55	7
17t)	D. Smith, Phi.	61	711	11.7	45	4
17t)	D. Johnson, Pit.	61	565	9.3	36	0
21t)	*Olave, N.O.	60	887	14.8	53t	3
21t)	Higgins, Cin.	60	861	14.4	59t	5
21t)	Z. Jones, Jac.	60	578	9.6	29	1
24t)	Waddle, Mia.	57	972	17.1	59	6
24t)	*G. Wilson, NY-J	57	790	13.9	60	4
24t)	Palmer, LA-C	57	612	10.7	50t	3
27t)	Aiyuk, S.F.	56	698	12.5	34t	6
27t)	Andrews, Bal. (TE)	56	654	11.7	25	5
27t)	Hockenson, Det.-Min. (TE)	56	620	11.1	81	4
27t)	Thielen, Min.	56	580	10.4	36	3
27t)	Stevenson, N.E. (RB)	56	383	6.8	40	1
32)	Evans, T.B.	55	761	13.8	51	3
33t)	Chase, Cin.	54	702	13.0	60t	6
33t)	Samuel, Was.	54	556	10.3	49t	3
35t)	Smith-Schuster, K.C.	52	688	13.2	53	2
35t)	Sutton, Den.	52	688	13.2	51	1
37)	Kamara, N.O. (RB)	51	433	8.5	54	2
38t)	Freiermuth, Pit. (TE)	50	597	11.9	57	1
38t)	Meyers, N.E.	50	593	11.9	30t	3
38t)	Samuel, S.F.	50	569	11.4	57t	2
38t)	Campbell, Ind.	50	497	9.9	38	3
38t)	Higbee, LA-R (TE)	50	444	8.9	26	0
43t)	Hopkins, Ariz	49	574	11.7	33t	3
43t)	M. Brown, Ariz	49	531	10.8	26	3
43t)	Fournette, T.B. (RB)	49	347	7.1	25	3
46t)	Hurst, Cin. (TE)	48	400	8.3	29	2
46t)	A. Jones, G.B. (RB)	48	328	6.8	30	4
48t)	*London, Atl.	47	533	11.3	37	4
48t)	Ertz, Ariz (TE)	47	406	8.6	32	4
50)	Moore, Car.	46	605	13.2	62t	4

WEEK 13 / THROUGH MONDAY, DECEMBER 5, 2022**NFL / RECEIVING YARDAGE LEADERS**

Rank	Player, Team	Yards	Rec	Avg	Long	TD
1)	Hill, Mia.	1379	96	14.4	64	5
2)	Jefferson, Min.	1277	88	14.5	64	6
3)	Diggs, Buf.	1202	91	13.2	53t	10
4)	Adams, L.V.	1176	79	14.9	58t	12
5)	Waddle, Mia.	972	57	17.1	59	6
6)	Kelce, K.C. (TE)	968	77	12.6	46	12
7)	Brown, Phi.	950	61	15.6	54	9
8)	McLaurin, Was.	945	62	15.2	49t	3
9)	Lamb, Dal.	928	69	13.4	35t	6
10)	*Olave, N.O.	887	60	14.8	53t	3
11)	Higgins, Cin.	861	60	14.4	59t	5
12)	Lockett, Sea.	836	66	12.7	40t	7
13)	Cooper, Cle.	832	61	13.6	55	7
14)	St. Brown, Det.	830	76	10.9	49	6
15)	Kirk, Jac.	829	62	13.4	49	7
16)	Kupp, LA-R	812	75	10.8	75t	6
17)	Metcalfe, Sea.	798	67	11.9	54	5
18)	*G. Wilson, NY-J	790	57	13.9	60	4
19)	Evans, T.B.	761	55	13.8	51	3
20)	Pittman, Ind.	755	76	9.9	28	2
21)	D. Smith, Phi.	711	61	11.7	45	4
22)	Chase, Cin.	702	54	13.0	60t	6
23)	Aiyuk, S.F.	698	56	12.5	34t	6
24t)	Smith-Schuster, K.C.	688	52	13.2	53	2
24t)	Sutton, Den.	688	52	13.2	51	1
26)	Davis, Buf.	665	35	19.0	98t	6
27)	Boyd, Cin.	655	45	14.6	60t	4
28)	Andrews, Bal. (TE)	654	56	11.7	25	5
29)	Godwin, T.B.	648	68	9.5	44	2
30)	Peoples-Jones, Cle.	637	45	14.2	42	1
31t)	Hockenson, Det.-Min. (TE)	620	56	11.1	81	4
31t)	Lazard, G.B.	620	45	13.8	47	5
33)	Palmer, LA-C	612	57	10.7	50t	3
34)	Moore, Car.	605	46	13.2	62t	4
35)	Freiermuth, Pit. (TE)	597	50	11.9	57	1
36)	Meyers, N.E.	593	50	11.9	30t	3
37)	Valdes-Scantling, K.C.	586	33	17.8	57	1
38)	Thielen, Min.	580	56	10.4	36	3
39)	Z. Jones, Jac.	578	60	9.6	29	1
40)	Hopkins, Ariz	574	49	11.7	33t	3
41)	Samuel, S.F.	569	50	11.4	57t	2
42t)	Hollins, L.V.	566	45	12.6	60	3
42t)	Slayton, NY-G	566	33	17.2	55	2
44)	D. Johnson, Pit.	565	61	9.3	36	0
45)	Ekeler, LA-C (RB)	564	85	6.6	23	5
46)	McCaffrey, Car.-S.F. (RB)	559	66	8.5	49	3
47)	Samuel, Was.	556	54	10.3	49t	3
48)	Goedert, Phi. (TE)	544	43	12.7	31	3
49)	*London, Atl.	533	47	11.3	37	4
50)	M. Brown, Ariz	531	49	10.8	26	3

WEEK 13 / THROUGH MONDAY, DECEMBER 5, 2022

NFL / THIRD-DOWN RECEIVING LEADERS

Rank	Player, Team	Rec	Yards	Avg	Long	TD
1)	*Olave, N.O.	24	352	14.7	53t	3
2t)	Jefferson, Min.	21	383	18.2	47	3
2t)	St. Brown, Det.	21	279	13.3	49	2
4t)	Cooper, Cle.	20	333	16.7	53	1
4t)	Hill, Mia.	20	319	16.0	60t	3
6t)	Adams, L.V.	19	298	15.7	48t	2
6t)	Waddle, Mia.	19	276	14.5	45	1
6t)	Hockenson, Det.-Min. (TE)	19	242	12.7	58	2
6t)	Pittman, Ind.	19	162	8.5	24	0
10t)	Kelce, K.C. (TE)	18	268	14.9	34	3
10t)	McLaurin, Was.	18	218	12.1	26	1
10t)	McCaffrey, Car.-S.F. (RB)	18	100	5.6	13t	3
13t)	Meyers, N.E.	17	231	13.6	27	0
13t)	Chase, Cin.	17	159	9.4	23	1
13t)	Hurst, Cin. (TE)	17	132	7.8	20	1
16t)	Sutton, Den.	16	249	15.6	35	1
16t)	Lamb, Dal.	16	231	14.4	23	2
16t)	Samuel, Was.	16	168	10.5	26	1
19t)	Lazard, G.B.	15	259	17.3	47	0
19t)	Kupp, LA-R	15	226	15.1	75t	2
19t)	*G. Wilson, NY-J	15	212	14.1	54	3
19t)	Freiermuth, Pit. (TE)	15	209	13.9	57	1
19t)	Lockett, Sea.	15	181	12.1	36t	2
19t)	Jennings, S.F.	15	179	11.9	44	0
19t)	Al. Robinson, LA-R	15	147	9.8	29	1
26t)	Brown, Phi.	14	214	15.3	54	3
26t)	Evans, T.B.	14	199	14.2	41	0
26t)	Everett, LA-C (TE)	14	174	12.4	25	1
26t)	Aiyuk, S.F.	14	159	11.4	24	1
26t)	Conklin, NY-J (TE)	14	138	9.9	18	3
26t)	Njoku, Cle. (TE)	14	129	9.2	33	0
26t)	Godwin, T.B.	14	117	8.4	20	1
26t)	Ekeler, LA-C (RB)	14	72	5.1	14	0
34t)	Smith-Schuster, K.C.	13	274	21.1	53	2
34t)	Diggs, Buf.	13	204	15.7	53t	1
34t)	Samuel, S.F.	13	188	14.5	57t	2
34t)	Palmer, LA-C	13	178	13.7	45	0
34t)	Z. Jones, Jac.	13	165	12.7	29	0
34t)	Boyd, Cin.	13	160	12.3	56t	2
34t)	Claypool, Pit.-Chi.	13	140	10.8	26	0
41t)	Jeudy, Den.	12	246	20.5	67t	1
41t)	*Pickens, Pit.	12	200	16.7	33	1
41t)	Hollins, L.V.	12	182	15.2	23	0
41t)	Kirk, Jac.	12	180	15.0	45	2
41t)	Metcalfe, Sea.	12	177	14.8	50t	2
41t)	Moore, Car.	12	135	11.3	29	0
41t)	Abdullah, L.V. (RB)	12	120	10.0	23	1
41t)	Carter, LA-C	12	120	10.0	23	0
41t)	Hooper, Ten. (TE)	12	119	9.9	19	0
41t)	Engram, Jac. (TE)	12	93	7.8	22t	1

WEEK 13 / THROUGH MONDAY, DECEMBER 5, 2022

NFL / LEADING SCORERS, NONKICKERS

Rank	Player, Team	TD	Rush	Rec	Ret	X2	Pts
1)	Jama. Williams, Det. (RB)	14	14	0	0	1	86
2t)	Chubb, Cle. (RB)	12	12	0	0	1	74
2t)	Kelce, K.C. (TE)	12	0	12	0	1	74
4t)	Adams, L.V. (WR)	12	0	12	0	0	72
4t)	Ekeler, LA-C (RB)	12	7	5	0	0	72
6t)	Diggs, Buf. (WR)	10	0	10	0	0	60
6t)	Henry, Ten. (RB)	10	10	0	0	0	60
6t)	Jacobs, L.V. (RB)	10	10	0	0	0	60
6t)	Pollard, Dal. (RB)	10	8	2	0	0	60
10)	Hurts, Phi. (QB)	9	9	0	0	1	56
11t)	Brown, Phi. (WR)	9	0	9	0	0	54
11t)	Sanders, Phi. (RB)	9	9	0	0	0	54
11t)	*Walker, Sea. (RB)	9	9	0	0	0	54
11t)	*Watson, G.B. (WR)	9	2	7	0	0	54
15)	Barkley, NY-G (RB)	8	8	0	0	1	50
16t)	Cook, Min. (RB)	8	7	1	0	0	48
16t)	Elliott, Dal. (RB)	8	8	0	0	0	48
16t)	Fields, Chi. (QB)	8	8	0	0	0	48
16t)	Mixon, Cin. (RB)	8	6	2	0	0	48
20)	Jefferson, Min. (WR)	7	1	6	0	1	44
21t)	Cooper, Cle. (WR)	7	0	7	0	0	42
21t)	Hill, N.O. (TE)	7	5	2	0	0	42
21t)	Kirk, Jac. (WR)	7	0	7	0	0	42
21t)	Kupp, LA-R (WR)	7	1	6	0	0	42
21t)	Lockett, Sea. (WR)	7	0	7	0	0	42
21t)	McCaffrey, Car.-S.F. (RB)	7	4	3	0	0	42
27t)	A. Jones, G.B. (RB)	6	2	4	0	1	38
27t)	Swift, Det. (RB)	6	4	2	0	1	38
29t)	Aiyuk, S.F. (WR)	6	0	6	0	0	36
29t)	Chase, Cin. (WR)	6	0	6	0	0	36
29t)	Davis, Buf. (WR)	6	0	6	0	0	36
29t)	Edwards-Helaire, K.C. (RB)	6	3	3	0	0	36
29t)	Fournette, T.B. (RB)	6	3	3	0	0	36
29t)	Hardman, K.C. (WR)	6	2	4	0	0	36
29t)	Harris, Pit. (RB)	6	4	2	0	0	36
29t)	Lamb, Dal. (WR)	6	0	6	0	0	36
29t)	Patterson, Atl. (RB)	6	5	0	1	0	36
29t)	St. Brown, Det. (WR)	6	0	6	0	0	36
29t)	Waddle, Mia. (WR)	6	0	6	0	0	36
40t)	Andrews, Bal. (TE)	5	0	5	0	1	32
40t)	*Dotson, Was. (WR)	5	0	5	0	1	32
42t)	Allen, Buf. (QB)	5	5	0	0	0	30
42t)	Burrow, Cin. (QB)	5	5	0	0	0	30
42t)	Conner, Ariz (RB)	5	4	1	0	0	30
42t)	Duvernay, Bal. (WR)	5	1	3	1	0	30
42t)	Gibson, Was. (RB)	5	3	2	0	0	30
42t)	*Bre. Hall, NY-J (RB)	5	4	1	0	0	30
42t)	Herbert, Chi. (RB)	5	4	1	0	0	30
42t)	Higgins, Cin. (WR)	5	0	5	0	0	30
42t)	Hill, Mia. (WR)	5	0	5	0	0	30
42t)	J. Johnson, N.O. (TE)	5	0	5	0	0	30
42t)	Kmet, Chi. (TE)	5	0	5	0	0	30
42t)	Lazard, G.B. (WR)	5	0	5	0	0	30
42t)	McKenzie, Buf. (WR)	5	1	4	0	0	30
42t)	Metcalfe, Sea. (WR)	5	0	5	0	0	30
42t)	Perine, Cin. (RB)	5	1	4	0	0	30
42t)	Robinson, Jac.-NY-J (RB)	5	3	2	0	0	30
42t)	Singleton, Buf. (RB)	5	4	1	0	0	30
42t)	Stevenson, N.E. (RB)	5	4	1	0	0	30
42t)	J. Wilson, S.F.-Mia. (RB)	5	4	1	0	0	30

WEEK 13 / THROUGH MONDAY, DECEMBER 5, 2022

NFL / LEADING SCORERS, KICKERS

Rank	Player, Team	PAT	FG	Pct	Long	Pts
1)	Bass, Buf.	35/36	24/27	.889	56	107
2)	Tucker, Bal.	28/29	25/28	.893	58	103
3)	Myers, Sea.	33/34	23/24	.958	56	102
4)	Carlson, L.V.	25/26	25/28	.893	57	100
5)	Folk, N.E.	24/24	25/30	.833	52	99
6)	Koo, Atl.	27/29	23/28	.821	54	96
7)	Zuerlein, NY-J	25/26	23/27	.852	60	94
8)	Maher, Dal.	36/38	19/22	.864	60	93
9t)	Gould, S.F.	29/30	20/23	.870	51	89
9t)	Succop, T.B.	17/17	24/27	.889	54	89
11)	Gano, NY-G	21/23	22/25	.880	57	87
12)	McPherson, Cin.	32/34	18/22	.818	59	86
13)	Lutz, N.O.	25/25	20/26	.769	60	85
14t)	Pineiro, Car.	18/20	22/24	.917	54	84
14t)	*York, Cle.	27/29	19/25	.760	58	84
16)	J. Sanders, Mia.	32/35	17/21	.810	49	83
17)	Joseph, Min.	27/32	18/23	.783	56	81
18)	McManus, Den.	11/13	23/30	.767	55	80
19t)	McLaughlin, Ind.	13/13	22/27	.815	52	79
19t)	Slye, Was.	19/21	20/23	.870	58	79
21)	Fairbairn, Hou.	15/15	21/23	.913	55	78
22t)	Patterson, Jac.	22/23	18/22	.818	52	76
22t)	Santos, Chi.	22/26	18/20	.900	51	76
24)	Gay, LA-R	21/21	18/19	.947	58	75
25)	Crosby, G.B.	26/28	15/18	.833	48	71
26)	Elliott, Phi.	37/39	9/11	.818	54	64
27)	Badgley, Chi.-Det.	18/18	15/16	.938	53	63
28)	Butker, K.C.	23/25	13/17	.765	62	62
29)	Wright, K.C.-Pit.	15/15	15/18	.833	59	60
30)	Bullock, Ten.	20/20	12/14	.857	48	56
31)	*Dicker, Phi.-LA-C	12/12	12/13	.923	47	48
32)	Boswell, Pit.	9/ 9	12/16	.750	59	45
33)	Prater, Ariz	13/13	10/11	.909	49	43
34)	Hopkins, LA-C	12/12	9/10	.900	43	39
35)	Seibert, Det.	12/12	3/ 5	.600	48	21
36)	Ammendola, K.C.-Ariz	5/ 7	5/ 7	.714	31	20
37)	Blankenship, Ind.-Ariz	4/ 5	4/ 5	.800	50	16
38)	Bertolet, Car.-LA-C	6/ 6	3/ 3	1.000	28	15
39)	*Shudak, Ten.	1/ 1	3/ 4	.750	38	10
40)	Vizcaino, N.E.-Ariz-N.E.	3/ 3	2/ 2	1.000	46	9
41)	*Sciba, Pit.	1/ 1	2/ 2	1.000	38	7
42)	Eberle, Det.	2/ 4	1/ 1	1.000	49	5
43)	Lambo, Ten.	3/ 4	0/ 0	---	--	3
44t)	Reid, K.C.	1/ 2	0/ 0	---	--	1
44t)	Wishnowsky, S.F.	1/ 2	0/ 0	---	--	1

WEEK 13 / THROUGH MONDAY, DECEMBER 5, 2022

NFL / TOUCHBACKS ON KICKOFFS

Rank	Player, Team	TB
1)	Maher, Dal.	52
2)	Slye, Was.	49
3t)	J. Sanders, Mia.	48
3t)	Tucker, Bal.	48
5)	Pinion, Atl.	46
6)	McPherson, Cin.	43
7t)	Carlson, L.V.	41
7t)	Elliott, Phi.	41
7t)	Gay, LA-R	41
7t)	Myers, Sea.	41
11t)	Joseph, Min.	40
11t)	Lutz, N.O.	40
13)	*York, Cle.	39
14t)	Gano, NY-G	38
14t)	Zuerlein, NY-J	38
16t)	Bass, Buf.	34
16t)	Gould, S.F.	34
18t)	Patterson, Jac.	32
18t)	Pineiro, Car.	32
20t)	Fox, Det.	29
20t)	McManus, Den.	29
22t)	Bailey, N.E.	28
22t)	Santos, Chi.	28
24)	McLaughlin, Ind.	26
25)	*Camarda, T.B.	25
26)	*Dicker, Phi.-LA-C	24
27t)	Bullock, Ten.	23
27t)	Butker, K.C.	23
29)	Fairbairn, Hou.	22
30)	Prater, Ariz	20
31t)	Blankenship, Ind.-Ariz	17
31t)	Hopkins, LA-C	17
33)	Wright, K.C.-Pit.	15
34)	Boswell, Pit.	13
35t)	Ammendola, K.C.-Ariz	12
35t)	Crosby, G.B.	12
37)	Mann, NY-J	11
38)	*Gill, Chi.	7
39t)	Bertolet, Car.-LA-C	5
39t)	Eberle, Det.	5
39t)	Reid, K.C.	5
39t)	Scott, LA-C	5
43t)	*Shudak, Ten.	4
43t)	Vizcaino, N.E.-Ariz-N.E.	4
45t)	Ahmed, G.B.	3
45t)	Seibert, Det.	3
47)	*Stonehouse, Ten.	2
48)	Folk, N.E.	1

WEEK 13 / THROUGH MONDAY, DECEMBER 5, 2022

NFL / MOST YARDS FROM SCRIMMAGE

Rank	Player, Team	Yards	Total			Rushing			Receiving		
			Att+Rec	Avg	Yards	Att	Avg	Yards	Rec	Avg	
1)	Jacobs, L.V. (RB)	1634	284	5.8	1303	242	5.4	331	42	7.9	
2)	Hill, Mia. (WR)	1409	102	13.8	30	6	5.0	1379	96	14.4	
3)	Henry, Ten. (RB)	1364	281	4.9	1078	258	4.2	286	23	12.4	
4)	Jefferson, Min. (WR)	1301	92	14.1	24	4	6.0	1277	88	14.5	
5)	Barkley, NY-G (RB)	1296	282	4.6	1055	242	4.4	241	40	6.0	
6)	Chubb, Cle. (RB)	1271	234	5.4	1119	217	5.2	152	17	8.9	
7)	McCaffrey, Car.-S.F. (RB)	1259	226	5.6	700	160	4.4	559	66	8.5	
8)	Diggs, Buf. (WR)	1202	91	13.2	0	0	---	1202	91	13.2	
9t)	Adams, L.V. (WR)	1175	82	14.3	-1	3	-0.3	1176	79	14.9	
9t)	A. Jones, G.B. (RB)	1175	212	5.5	847	164	5.2	328	48	6.8	
11)	Ekeler, LA-C (RB)	1153	223	5.2	589	138	4.3	564	85	6.6	
12)	Stevenson, N.E. (RB)	1117	217	5.1	734	161	4.6	383	56	6.8	
13)	Pollard, Dal. (RB)	1111	173	6.4	852	148	5.8	259	25	10.4	
14)	Cook, Min. (RB)	1084	226	4.8	927	198	4.7	157	28	5.6	
15)	*Pierce, Hou. (RB)	1026	228	4.5	861	198	4.3	165	30	5.5	
16)	Sanders, Phi. (RB)	998	204	4.9	924	187	4.9	74	17	4.4	
17)	Etienne, Jac. (RB)	996	171	5.8	782	146	5.4	214	25	8.6	
18)	Taylor, Ind. (RB)	991	219	4.5	861	192	4.5	130	27	4.8	
19)	Waddle, Mia. (WR)	989	59	16.8	17	2	8.5	972	57	17.1	
20)	Kamara, N.O. (RB)	983	194	5.1	550	143	3.8	433	51	8.5	
21)	Lamb, Dal. (WR)	974	78	12.5	46	9	5.1	928	69	13.4	
22)	Kelce, K.C. (TE)	973	79	12.3	5	2	2.5	968	77	12.6	
23)	McLaurin, Was. (WR)	962	68	14.1	17	6	2.8	945	62	15.2	
24)	Brown, Phi. (WR)	950	61	15.6	0	0	---	950	61	15.6	
25)	Mixon, Cin. (RB)	919	199	4.6	605	158	3.8	314	41	7.7	
26)	St. Brown, Det. (WR)	913	82	11.1	83	6	13.8	830	76	10.9	
27)	Fields, Chi. (QB)	905	128	7.1	905	128	7.1	0	0	---	
28)	*Olave, N.O. (WR)	887	60	14.8	0	0	---	887	60	14.8	
29)	Montgomery, Chi. (RB)	885	185	4.8	641	160	4.0	244	25	9.8	
30)	Kupp, LA-R (WR)	864	84	10.3	52	9	5.8	812	75	10.8	
31)	Higgins, Cin. (WR)	861	60	14.4	0	0	---	861	60	14.4	
32)	Fournette, T.B. (RB)	858	194	4.4	511	145	3.5	347	49	7.1	
33)	Gibson, Was. (RB)	841	181	4.6	515	139	3.7	326	42	7.8	
34t)	Kirk, Jac. (WR)	836	66	12.7	7	4	1.8	829	62	13.4	
34t)	Lockett, Sea. (WR)	836	66	12.7	0	0	---	836	66	12.7	
36)	Cooper, Cle. (WR)	832	61	13.6	0	0	---	832	61	13.6	
37t)	Singletary, Buf. (RB)	829	168	4.9	603	137	4.4	226	31	7.3	
37t)	J. Wilson, S.F.-Mia. (RB)	829	148	5.6	680	132	5.2	149	16	9.3	
39)	Jama. Williams, Det. (RB)	826	197	4.2	769	188	4.1	57	9	6.3	
40)	Harris, Pit. (RB)	819	205	4.0	671	175	3.8	148	30	4.9	
41)	Metcalfe, Sea. (WR)	798	67	11.9	0	0	---	798	67	11.9	
42)	*G. Wilson, NY-J (WR)	794	61	13.0	4	4	1.0	790	57	13.9	
43)	Dillon, G.B. (RB)	783	166	4.7	624	143	4.4	159	23	6.9	
44)	Samuel, S.F. (WR)	776	87	8.9	207	37	5.6	569	50	11.4	
45)	*Walker, Sea. (RB)	765	157	4.9	649	138	4.7	116	19	6.1	
46)	L. Jackson, Bal. (QB)	764	112	6.8	764	112	6.8	0	0	---	
47)	Evans, T.B. (WR)	761	55	13.8	0	0	---	761	55	13.8	
48)	Pittman, Ind. (WR)	755	76	9.9	0	0	---	755	76	9.9	
49)	Samuel, Was. (WR)	744	85	8.8	188	31	6.1	556	54	10.3	
50)	D. Smith, Phi. (WR)	711	61	11.7	0	0	---	711	61	11.7	

WEEK 13 / THROUGH MONDAY, DECEMBER 5, 2022**NFL / LEADERS IN FIRST DOWNS**

Rank	Player, Team	Rush	Rec	Tot
1)	Jacobs, L.V. (RB)	72	13	85
2t)	Hill, Mia. (WR)	2	62	64
2t)	McCaffrey, Car.-S.F. (RB)	35	29	64
4)	Diggs, Buf. (WR)	0	61	61
5t)	A. Jones, G.B. (RB)	43	16	59
5t)	Kelce, K.C. (TE)	1	58	59
7t)	Chubb, Cle. (RB)	50	7	57
7t)	Fields, Chi. (QB)	57	0	57
7t)	*Pierce, Hou. (RB)	50	7	57
10t)	Jefferson, Min. (WR)	2	54	56
10t)	Jama. Williams, Det. (RB)	53	3	56
12)	Ekeler, LA-C (RB)	25	30	55
13t)	Henry, Ten. (RB)	46	7	53
13t)	Hurts, Phi. (QB)	53	0	53
15t)	Adams, L.V. (WR)	0	52	52
15t)	Lamb, Dal. (WR)	3	49	52
15t)	Stevenson, N.E. (RB)	39	13	52
18t)	Barkley, NY-G (RB)	46	5	51
18t)	Cook, Min. (RB)	40	11	51
20t)	Etienne, Jac. (RB)	38	11	49
20t)	Fournette, T.B. (RB)	31	18	49
20t)	Sanders, Phi. (RB)	48	1	49
20t)	St. Brown, Det. (WR)	2	47	49
24t)	Mixon, Cin. (RB)	36	12	48
24t)	Pollard, Dal. (RB)	37	11	48
26t)	Gibson, Was. (RB)	31	16	47
26t)	Waddle, Mia. (WR)	0	47	47
28t)	Cooper, Cle. (WR)	0	46	46
28t)	L. Jackson, Bal. (QB)	46	0	46
28t)	Kupp, LA-R (WR)	4	42	46
31t)	McLaurin, Was. (WR)	1	44	45
31t)	Singletary, Buf. (RB)	32	13	45
33t)	Kirk, Jac. (WR)	0	43	43
33t)	Taylor, Ind. (RB)	39	4	43
35t)	Allen, Buf. (QB)	42	0	42
35t)	Dillon, G.B. (RB)	35	7	42
35t)	Elliott, Dal. (RB)	40	2	42
35t)	Jones, NY-G (QB)	42	0	42
35t)	Montgomery, Chi. (RB)	35	7	42
40t)	Brown, Phi. (WR)	0	41	41
40t)	Kamara, N.O. (RB)	26	15	41
40t)	*Olave, N.O. (WR)	0	41	41
40t)	Samuel, Was. (WR)	11	30	41
44t)	Higgins, Cin. (WR)	0	40	40
44t)	Lockett, Sea. (WR)	0	40	40
44t)	Pittman, Ind. (WR)	0	40	40
44t)	*Robinson, Was. (RB)	38	2	40
48t)	Andrews, Bal. (TE)	3	36	39
48t)	Conner, Ariz (RB)	32	7	39
48t)	J. Wilson, S.F.-Mia. (RB)	33	6	39

WEEK 13 / THROUGH MONDAY, DECEMBER 5, 2022

NFL / LEADING PUNTERS

Rank	Player, Team	No	Yards	Lg	Avg	TB	Blk	Dwn	OB	Opp Ret	In Yds	20	Net Avg
1)	*Stonehouse, Ten.	66	3533	74	53.5	7	0	7	1	42	460	24	44.4
2)	Cooke, Jac.	41	2084	70	50.8	6	0	5	2	23	165	13	43.9
3)	Townsend, K.C.	31	1575	74	50.8	3	0	5	1	11	75	12	46.5
4)	A. Cole, L.V.	40	2001	67	50.0	1	0	7	2	19	235	19	43.7
5)	Dickson, Sea.	41	2033	68	49.6	2	0	4	4	22	126	15	45.5
6)	Dixon, LA-R	53	2619	64	49.4	1	2	4	7	29	286	13	42.1
7)	Johnston, Hou.	64	3133	67	49.0	4	0	6	4	33	319	26	42.7
8)	Anger, Dal.	47	2293	83	48.8	6	0	4	1	21	154	19	43.0
9)	*Camarda, T.B.	60	2927	74	48.8	9	0	5	9	22	254	18	41.6
10)	Fox, Det.	35	1707	63	48.8	2	0	6	2	19	239	9	40.8
11)	Hekker, Car.	61	2975	68	48.8	3	0	8	4	26	226	29	44.1
12)	Bojorquez, Cle.	41	1990	76	48.5	5	0	7	7	17	263	16	39.7
13)	Gillan, NY-G	54	2569	69	47.6	8	0	4	5	20	208	17	40.8
14)	Mann, NY-J	57	2706	72	47.5	4	0	9	9	25	262	17	41.5
15)	Gillikin, N.O.	56	2656	63	47.4	5	0	7	6	20	195	22	42.2
16)	*Wright, Min.	57	2696	73	47.3	0	0	4	5	30	214	28	43.5
17)	*Stout, Bal.	43	2022	69	47.0	6	0	5	2	18	137	20	41.0
18)	Way, Was.	66	3101	68	47.0	4	0	10	5	25	152	30	43.5
19)	Lee, Ariz	48	2251	65	46.9	4	0	3	3	29	271	10	39.6
20)	*Gill, Chi.	46	2157	62	46.9	3	1	4	1	23	233	11	39.7
21)	Morstead, Mia.	41	1918	66	46.8	2	0	8	1	22	248	14	39.8
22)	Pinion, Atl.	48	2223	73	46.3	2	0	7	4	19	209	17	41.1
23)	Waitman, Den.	72	3318	58	46.1	4	0	12	1	33	266	23	41.3
24)	Siposs, Phi.	44	2005	59	45.6	3	0	7	3	20	161	16	40.5
25)	O'Donnell, G.B.	47	2112	72	44.9	1	1	8	4	18	182	22	39.8
26)	Haack, Ind.	54	2418	70	44.8	3	1	7	8	19	138	22	40.4
27)	Harvin, Pit.	55	2442	69	44.4	3	0	7	5	20	108	17	41.3
28)	Wishnowsky, S.F.	43	1898	74	44.1	4	0	13	6	12	111	23	39.7
29)	Scott, LA-C	49	2126	54	43.4	1	0	8	4	15	58	20	41.8
30)	Huber, Cin.	31	1340	63	43.2	1	0	3	3	11	160	9	37.4
31)	Bailey, N.E.	37	1557	62	42.1	5	0	3	5	16	152	12	35.3

NFL / LEADING PUNTERS, NET AVERAGE

Rank	Player, Team	No	Yards	Lg	Avg	TB	Blk	Dwn	OB	Opp Ret	In Yds	20	Net Avg
1)	Townsend, K.C.	31	1575	74	50.8	3	0	5	1	11	75	12	46.5
2)	Dickson, Sea.	41	2033	68	49.6	2	0	4	4	22	126	15	45.5
3)	*Stonehouse, Ten.	66	3533	74	53.5	7	0	7	1	42	460	24	44.4
4)	Hekker, Car.	61	2975	68	48.8	3	0	8	4	26	226	29	44.1
5)	Cooke, Jac.	41	2084	70	50.8	6	0	5	2	23	165	13	43.9
6)	A. Cole, L.V.	40	2001	67	50.0	1	0	7	2	19	235	19	43.7
7)	*Wright, Min.	57	2696	73	47.3	0	0	4	5	30	214	28	43.5
8)	Way, Was.	66	3101	68	47.0	4	0	10	5	25	152	30	43.5
9)	Anger, Dal.	47	2293	83	48.8	6	0	4	1	21	154	19	43.0
10)	Johnston, Hou.	64	3133	67	49.0	4	0	6	4	33	319	26	42.7
11)	Gillikin, N.O.	56	2656	63	47.4	5	0	7	6	20	195	22	42.2
12)	Dixon, LA-R	53	2619	64	49.4	1	2	4	7	29	286	13	42.1
13)	Scott, LA-C	49	2126	54	43.4	1	0	8	4	15	58	20	41.8
14)	*Camarda, T.B.	60	2927	74	48.8	9	0	5	9	22	254	18	41.6
15)	Mann, NY-J	57	2706	72	47.5	4	0	9	9	25	262	17	41.5
16)	Harvin, Pit.	55	2442	69	44.4	3	0	7	5	20	108	17	41.3
17)	Waitman, Den.	72	3318	58	46.1	4	0	12	1	33	266	23	41.3
18)	Pinion, Atl.	48	2223	73	46.3	2	0	7	4	19	209	17	41.1
19)	*Stout, Bal.	43	2022	69	47.0	6	0	5	2	18	137	20	41.0
20)	Fox, Det.	35	1707	63	48.8	2	0	6	2	19	239	9	40.8
21)	Gillan, NY-G	54	2569	69	47.6	8	0	4	5	20	208	17	40.8
22)	Siposs, Phi.	44	2005	59	45.6	3	0	7	3	20	161	16	40.5
23)	Haack, Ind.	54	2418	70	44.8	3	1	7	8	19	138	22	40.4
24)	O'Donnell, G.B.	47	2112	72	44.9	1	1	8	4	18	182	22	39.8
25)	Morstead, Mia.	41	1918	66	46.8	2	0	8	1	22	248	14	39.8
26)	Wishnowsky, S.F.	43	1898	74	44.1	4	0	13	6	12	111	23	39.7
27)	Bojorquez, Cle.	41	1990	76	48.5	5	0	7	7	17	263	16	39.7
28)	*Gill, Chi.	46	2157	62	46.9	3	1	4	1	23	233	11	39.7
29)	Lee, Ariz	48	2251	65	46.9	4	0	3	3	29	271	10	39.6
30)	Huber, Cin.	31	1340	63	43.2	1	0	3	3	11	160	9	37.4
31)	Bailey, N.E.	37	1557	62	42.1	5	0	3	5	16	152	12	35.3

WEEK 13 / THROUGH MONDAY, DECEMBER 5, 2022**NFL / PUNT RETURN LEADERS**

Rank	Player, Team	Ret	FC	Yards	Avg	Long	TD
1)	A. Williams, Atl.	16	13	279	17.4	56	0
2)	*Mar. Jones, N.E.	20	6	294	14.7	84t	1
3)	Turpin, Dal.	19	21	236	12.4	52	0
4)	Carter, LA-C	15	10	175	11.7	23	0
5)	Taylor, Cin.	25	14	279	11.2	27	0
6)	McCloud, S.F.	24	16	262	10.9	35	0
7)	Darden, T.B.	31	18	330	10.6	24	0
8)	Hines, Ind.-Buf.	19	10	195	10.3	28	0
9)	*Covey, Phi.	25	11	235	9.4	27	0
10)	King, Hou.	21	14	184	8.8	31	0
11)	*Washington, Den.	27	13	227	8.4	30	0
12)	Milne, Was.	30	14	233	7.8	19	0
13)	Powell, LA-R	18	14	135	7.5	22	0
14)	S. Smith, Car.	18	8	127	7.1	22	0
15)	Reagor, Min.	19	9	134	7.1	25	0
16)	Rodgers, G.B.-Hou.	20	15	139	7.0	20	0
17)	James, NY-G	20	11	134	6.7	22	0
18)	Dortch, Ariz	22	3	144	6.5	18	0

NFL / KICKOFF RETURN LEADERS

Rank	Player, Team	Ret	Yards	Avg	Long	TD
1)	Nwangwu, Min.	24	620	25.8	97t	1
2)	*Ford, Cle.	16	404	25.3	48	0
3)	Rodgers, Ind.	18	452	25.1	45	0
4)	*Mar. Jones, N.E.	18	451	25.1	46	0
5)	Nixon, G.B.	25	617	24.7	53	0
6)	*Haskins, Ten.	19	414	21.8	37	0
7)	Abdullah, L.V.	16	342	21.4	33	0
8)	*Pacheco, K.C.	25	531	21.2	48	0
9)	Powell, LA-R	20	416	20.8	34	0
10)	McCloud, S.F.	18	374	20.8	39	0
11)	Brightwell, NY-G	17	346	20.4	47	0
12)	Carter, LA-C	25	480	19.2	33	0
13)	Mostert, Mia.	15	281	18.7	28	0
14)	*Washington, Den.	15	263	17.5	26	0

WEEK 13 / THROUGH MONDAY, DECEMBER 5, 2022

NFL / LEADERS IN INTERCEPTIONS

Rank	Player, Team	Int	Yards	Avg	Long	TD
1t)	Gardner-Johnson, Phi.	6	54	9.0	25	0
1t)	*Woolen, Sea.	6	47	7.8	40t	1
3)	H. Smith, Min.	5	58	11.6	35	0
4t)	Fitzpatrick, Pit.	4	94	23.5	34	1
4t)	Hufanga, S.F.	4	61	15.3	52t	1
4t)	Bell, Cin.	4	56	14.0	46	0
4t)	E. Jackson, Chi.	4	44	11.0	26	0
4t)	Alexander, G.B.	4	36	9.0	29	0
4t)	Poyer, Buf.	4	6	1.5	6	0
10t)	Jo. Jones, N.E.	3	87	29.0	55	1
10t)	Cisco, Jac.	3	68	22.7	59t	1
10t)	Bradberry, Phi.	3	54	18.0	27t	1
10t)	Peterson, Min.	3	53	17.7	39	0
10t)	*Pitre, Hou.	3	51	17.0	29	0
10t)	*Joseph, Det.	3	47	15.7	38	0
10t)	Callahan, LA-C	3	37	12.3	26t	1
10t)	M. Williams, Bal.	3	33	11.0	33	0
10t)	Joyner, NY-J	3	31	10.3	27	0
10t)	Humphrey, Bal.	3	26	8.7	26	0
10t)	Slay, Phi.	3	17	5.7	19	0
10t)	Diggs, Dal.	3	10	3.3	7	0
10t)	Simmons, Den.	3	8	2.7	8	0
10t)	*Bland, Dal.	3	4	1.3	4	0
10t)	Wallace, Pit.	3	3	1.0	3	0
10t)	Forrest, Was.	3	1	0.3	1	0

WEEK 13 / THROUGH MONDAY, DECEMBER 5, 2022**NFL / LEADERS IN SACKS**

Rank	Player, Team	Sacks
1)	Bosa, S.F. (DE)	14.5
2)	Judon, N.E. (LB)	13.0
3)	Parsons, Dal. (LB)	12.0
4)	Crosby, L.V. (DE)	10.5
5t)	Burns, Car. (DE)	10.0
5t)	Garrett, Cle. (DE)	10.0
5t)	Highsmith, Pit. (LB)	10.0
5t)	C. Jones, K.C. (DT)	10.0
9)	Z. Smith, Min. (LB)	9.5
10t)	Houston, Bal. (LB)	9.0
10t)	Nwosu, Sea. (LB)	9.0
10t)	Reddick, Phi. (LB)	9.0
10t)	Quinn. Williams, NY-J (DT)	9.0
14t)	Ngakoue, Ind. (DE)	8.5
14t)	Payne, Was. (DT)	8.5
16t)	Armstrong, Dal. (DE)	8.0
16t)	Chubb, Den.-Mia. (LB)	8.0
16t)	Hargrave, Phi. (NT)	8.0
16t)	Hughes, Hou. (DE)	8.0
16t)	V. Miller, Buf. (LB)	8.0
21)	Allen, Was. (DT)	7.5
22t)	Autry, Ten. (DE)	7.0
22t)	Hunter, Min. (LB)	7.0
22t)	Mack, LA-C (LB)	7.0
22t)	Sweat, Was. (DE)	7.0
22t)	Uche, N.E. (LB)	7.0
27t)	D. Davis, N.O. (LB)	6.5
27t)	Simmons, Ten. (DE)	6.5
27t)	Sweat, Phi. (DE)	6.5
27t)	Vea, T.B. (NT)	6.5
27t)	Watt, Ariz (DE)	6.5
27t)	Wise, N.E. (DE)	6.5
33t)	Gary, G.B. (LB)	6.0
33t)	Hendrickson, Cin. (DE)	6.0
33t)	*Hutchinson, Det. (DE)	6.0
33t)	Ingram, Mia. (LB)	6.0
33t)	Lawrence, Dal. (DE)	6.0
33t)	Lawrence, NY-G (NT)	6.0
33t)	Lawson, NY-J (DE)	6.0
40t)	Buckner, Ind. (DT)	5.5
40t)	Campbell, Bal. (DE)	5.5
40t)	B. Graham, Phi. (DE)	5.5
40t)	Hubbard, Cin. (DE)	5.5
40t)	Jarrett, Atl. (NT)	5.5
40t)	Dr. Jones, Den. (DE)	5.5
40t)	Jordan, N.O. (DE)	5.5
40t)	P. Smith, G.B. (LB)	5.5
40t)	Weaver, Ten. (LB)	5.5
40t)	D. White, T.B. (LB)	5.5
50t)	Cox, Phi. (DE)	5.0
50t)	Donald, LA-R (DE)	5.0
50t)	Floyd, LA-R (LB)	5.0
50t)	Fowler, Dal. (DE)	5.0
50t)	Ca. Heyward, Pit. (NT)	5.0
50t)	Paye, Ind. (DE)	5.0
50t)	Phillips, Mia. (LB)	5.0
50t)	Rousseau, Buf. (DE)	5.0
50t)	Smoot, Jac. (DE)	5.0
50t)	Wagner, LA-R (LB)	5.0

WEEK 13 / THROUGH MONDAY, DECEMBER 5, 2022

NFL / FUMBLE RECOVERIES

Rank	Player, Team	TotRec	OffRec	DefRec
1)	Fields, Chi.	7	7	0
2)	K. Murray, Ariz	6	6	0
3t)	Allen, Buf.	4	4	0
3t)	Cann, Hou.	4	4	0
3t)	Mariota, Atl.	4	4	0
3t)	Mayfield, Car.	4	4	0
3t)	Wentz, Was.	4	4	0
3t)	Wilson, Den.	4	4	0
9t)	Conner, Ariz	3	3	0
9t)	*Ebner, Chi.	3	3	0
9t)	Gross-Matos, Car.	3	1	2
9t)	Mahomes, K.C.	3	3	0
9t)	Rodgers, Ind.	3	3	0
9t)	Ryan, Ind.	3	3	0
9t)	Sanders, Phi.	3	3	0
9t)	*Williams, Dal.	3	0	3

WEEK 13 / THROUGH MONDAY, DECEMBER 5, 2022**NFL / OFFENSIVE FUMBLE RECOVERIES**

Rank	Player, Team	Ret	Yards	Avg	Long	TD
1)	Fields, Chi.	7	-2	-0.3	1	0
2)	K. Murray, Ariz	6	0	0.0	0	0
3t)	Allen, Buf.	4	0	0.0	0	0
3t)	Cann, Hou.	4	0	0.0	0	0
3t)	Mariota, Atl.	4	0	0.0	0	0
3t)	Mayfield, Car.	4	0	0.0	0	0
3t)	Wentz, Was.	4	0	0.0	0	0
3t)	Wilson, Den.	4	0	0.0	0	0
9t)	Rodgers, Ind.	3	15	5.0	18	0
9t)	*Ebner, Chi.	3	1	0.3	10	0
9t)	Conner, Ariz	3	0	0.0	0	0
9t)	Mahomes, K.C.	3	0	0.0	0	0
9t)	Ryan, Ind.	3	0	0.0	0	0
9t)	Sanders, Phi.	3	0	0.0	0	0
15t)	Cook, Min.	2	0	0.0	0	0
15t)	*Covey, Phi.	2	0	0.0	0	0
15t)	Dalton, N.O.	2	0	0.0	0	0
15t)	Davis, Bal.	2	0	0.0	0	0
15t)	Heinicke, Was.	2	0	0.0	0	0
15t)	Herbert, LA-C	2	0	0.0	0	0
15t)	L. Jackson, Bal.	2	0	0.0	0	0
15t)	A. Jones, G.B.	2	0	0.0	0	0
15t)	Jones, NY-G	2	0	0.0	0	0
15t)	McCloud, S.F.	2	0	0.0	0	0
15t)	Montgomery, Chi.	2	0	0.0	0	0
15t)	*Pacheco, K.C.	2	0	0.0	0	0
15t)	Raymond, Det.	2	0	0.0	0	0
15t)	Reagor, Min.	2	0	0.0	0	0
15t)	Sims, Pit.	2	0	0.0	0	0
15t)	Stafford, LA-R	2	0	0.0	0	0
15t)	Stevenson, N.E.	2	0	0.0	0	0
15t)	Tagovailoa, Mia.	2	0	0.0	0	0
15t)	*Washington, Den.	2	0	0.0	0	0
15t)	*G. Wilson, NY-J	2	0	0.0	0	0
15t)	J. Winston, N.O.	2	0	0.0	0	0
15t)	Hurts, Phi.	2	-1	-0.5	0	0
15t)	Kirk, Jac.	2	-6	-3.0	0	0
15t)	Patrick, Chi.	2	-6	-3.0	0	0
15t)	Powell, LA-R	2	-6	-3.0	0	0

NFL / DEFENSIVE FUMBLE RECOVERIES

Rank	Player, Team	Ret	Yards	Avg	Long	TD
1)	*Williams, Dal.	3	0	0.0	0	0
2t)	Murphy, Ariz	2	59	29.5	59t	1
2t)	Bynum, Min.	2	55	27.5	40	0
2t)	Mack, LA-C	2	44	22.0	44	0
2t)	*Lloyd, Jac.	2	28	14.0	17	0
2t)	Greenlaw, S.F.	2	23	11.5	23t	1
2t)	Howard, Mia.	2	16	8.0	16t	1
2t)	Evans, Atl.	2	8	4.0	10	0
2t)	M. Jackson, Sea.	2	8	4.0	8	0
2t)	*Woolen, Sea.	2	7	3.5	7	0
2t)	Ward, Cle.	2	4	2.0	4t	2
2t)	*Belton, NY-G	2	3	1.5	3	0
2t)	Ingram, Mia.	2	3	1.5	2t	1
2t)	Dupree, Ten.	2	2	1.0	2	0
2t)	Armstrong, Dal.	2	1	0.5	1	0
2t)	Jackson, NY-G	2	1	0.5	1	0
2t)	Toohill, Was.	2	1	0.5	1t	1
2t)	Davis, Was.	2	0	0.0	0	0
2t)	Hargrave, Phi.	2	0	0.0	0	0
2t)	B. Hill, Cin.	2	0	0.0	0	0
2t)	Humphrey, Bal.	2	0	0.0	0	0
2t)	Okereke, Ind.	2	0	0.0	0	0
2t)	Oluokun, Jac.	2	0	0.0	0	0
2t)	Peters, Bal.	2	0	0.0	0	0
2t)	Reddick, Phi.	2	0	0.0	0	0
2t)	*Schooler, N.E.	2	0	0.0	0	0
2t)	Gross-Matos, Car.	2	-2	-1.0	0	0

WEEK 13 / THROUGH MONDAY, DECEMBER 5, 2022

Team/Offense Rank (Within League)

	BAL	BUF	CIN	CLE	DEN	HOU	IND	JAX	KC	LV	LAC	MIA	NE	NYJ	PIT	TEN		ARI	ATL	CAR	CHI	DAL	DET	GB	LAR	MIN	NO	NYG	PHI	SF	SEA	TB	WAS
	14	2	5	6	27	32	25	12	1	8	13	4	24	18	26	29t	TYds/G	20	28	29t	23	11	7	15	31	19	16	22	3	10	9	17	21
	14	3	10	15	26	31	29	13	1	5	20	2	18	19	30	23	TYds/P	28	17	22	16	11	7	12	32	21	8	24	6	9	4	25	27
	3	8	26	4	24	29	27	9	17t	11	31	28	23	20	16	15	RYds/G	21	2	17t	1	7	10	12	30	25	22	6	5	14	19	32	13
	3	4	29	8	28	23	24	6	10	2	30	27	25	14	21	22	RshAvg	18	5	16	1	11	15	7	31	20	17	12	13	19	9	32	26
	26	3	4	19	21	27	18	14	1	9	6	2	20	15	24	30	PsYd/G	17	31	29	32	22	8	16	25	10	11	28	13	12	7	5	23
	18	4	8	13	23	32	28	17	2	11	19	1	12	21	30	14	PasAvg	31	15	22	25	10	7	16	29	24	9	27	3	6	5	20	26
	23	21	11	17	6	31	27	4t	8	13	3	19	25	18	20	7	%HdInt	14	29	28	32	24	9	16	30	15	26	4t	2	12	10	1	22
	19	9	21t	13	27	21t	28	8	3	6	5	11	25	12	17	29	Sac/PP	16	26	18	32	2	4	7	30	14	15	31	23	10	20	1	24
	10t	2	4	6	29	30	23	10t	1	14t	14t	8	28	25	20	31	1D/Gm	14t	22	32	26	19	5	21	27	7	24	12	3	13	9	14t	18
	8	1	3	20	30	32	27	16	2	23	11	22	25	29	18	26	3D Eff	24	12	31	6	7	10	14	15	13	17	21	4	5	9	19	28
	12t	16t	32	9t	16t	5	25t	12t	1	7	24	23	30	22	4	9t	4D Eff	16t	16t	8	25t	12t	16t	31	2t	6	28	29	2t	27	11	16t	15
	2t	12	7	11	19	15	17	27	24	32	6	30	5	2t	29	14	PR Avg	26	1	22	18	4	8	20	23	25	10	31	16	9	28	13	21
	8	22	28	12	32	13	1	7	27	18	29	31	6	23	21	20	KR Avg	25	4	9	3	11	2	10	19	5	16	26	30	24	15	17	14
	18	12	26	11	23	6	30	2	3	4	31	21	32	15	27	1	GPntAv	20	22	10	24	7	9	29	13	17	16	14	25	28	5	8	19
	20	13	31	28	18	10	24	5	1	6	14	26	32	16	17	3	NPntAv	30	19	4	29	9	21	25	12	7	11	22	23	27	2	15	8
	12	3t	7	10	32	31	30	17	1	9	14	8	20	18	28	26	Pts/Gm	16	15	25	19	3t	6	23	29	11	22	21	2	13	5	27	24
	7t	9t	23t	31t	30	6	27	23t	31t	7t	3t	26	18t	16	25	18t	FG%	9t	22	3t	3t	15	18t	18t	2	28	29	12	17	13t	1	9t	13t

Opponent/Defense Rank (Within League)

	BAL	BUF	CIN	CLE	DEN	HOU	IND	JAX	KC	LV	LAC	MIA	NE	NYJ	PIT	TEN		ARI	ATL	CAR	CHI	DAL	DET	GB	LAR	MIN	NO	NYG	PHI	SF	SEA	TB	WAS
	13	10	12	15	3	28	9	25	16	27	26	17	7	4	24	22	TYds/G	21	29	19	20	5	32	18	14	31	11	23	2	1	30	8	6
	16	10	15	19	2	20	8	23	14	28	31	13	6	3	25	18	TYds/P	21	27	12	29	4	32	26	17	30	9	24	1	5	22	7	11
	2	5	15	22	19	32	21	13	6	14	29	9	11	12	7	3	RYds/G	10	23	25	27	24	28	30	4	16	20	26	17	1	31	18	8
	3	11	14	26	20	27	8	7	13	10	32	12	9	5	6	2	RshAvg	21	15	22	25	23	31	29	4	17	18	30	24	1	28	19	16
	25	17	16	15	3	13	4	29	23	30	19	21	9	6	28	31	PsYd/G	24	26	14	11	2	27	5	22	32	10	18	1	12	20	7	8
	18	8	16	17	2	24	10	26	13	29	25	14	6	4	27	21	PasAvg	20	30	11	32	3	28	22	23	31	7	15	1	9	19	5	12
	11	3	18	28	20	14	29	17	27	31	13	25	4	6	2	21	%HdInt	26	15	19	12	10	16	8	24	9	32	30	1	5	7	22	23
	7	14	29	20	15	12	10	31	9	28	24	17	3	6	25	16	Sac/PP	27	32	23	30	1	26	19	21	18	13	22	2	5	11	4	8
	9t	20t	5	14	6	25	12	29	18t	24	20t	18t	3t	7	15	17	1D/Gm	26t	31	22	23	9t	32	13	8	26t	16	30	11	1	26t	3t	2
	2	14	22	7	3	12	8	29	20	26	25	24	19	21	15	1	3D Eff	28	30	18	32	5	31	10t	23	13	17	6	10t	16	27	9	4
	31	23t	3t	18t	22	28	21	6	30	11t	7	13	2	5	29	32	4D Eff	18t	14t	1	3t	23t	20	14t	26	9	17	27	23t	10	8	14t	11t
	10	14	31	32	12	18	8	7	5	29	1	27	13	24	2	25	PR Avg	17	26	15	22	9	30	21	20	6	19	23	11	16	3	28	4
	11	3	13	20	15	2	22	4	25	9	10	32	18	6	28	1	KR Avg	5	21	8	31	26	12	27	17	16	23	19	30	14	7	29	24
	13	18	20	16	31	11	21	10	12	28	26	1	2	4	14	7	GPntAv	25	6	8	27	5	9	15	24	17	3	22	32	19	29	30	23
	17	18	12	9	31	6	20	11	19	30	24	13	1	10	14	5	NPntAv	25	2	8	23	3	4	16	21	22	7	27	29	15	32	26	28
	9	4	13	27	2	23	18	16	15	26	30	25	7t	6	19	11	Pts/Gm	31	24	14	29	3	32	20	22	21	17	12	7t	1	28	5	10
	19	1	16	22	32	21	28	30t	25	2	6t	29	27	4	13	20	FG%	30t	23t	6t	3	15	14	17t	23t	12	26	9t	9t	5	8	9t	17t



LAST WEEK'S
GAME BOOK

National Football League Game Summary

NFL Copyright © 2022 by The National Football League. All rights reserved. This summary and play-by-play is for the express purpose of assisting media in their coverage of the game; any other use of this material is prohibited without the written permission of the National Football League.

Date: Sunday, 12/4/2022

Los Angeles Chargers at Las Vegas Raiders

Start Time: 1:25 PM PST

at Allegiant Stadium, Las Vegas, NV

Game Day Weather

Game Weather: Sunny

Temp: 62° F (16.7° C) Humidity: 47%, Wind: East 9 mph

Played Closed Stadium on Turf: Natural Grass

Outdoor Weather: Sunny, Wind Chill: 61

Officials

Referee: Wrolstad, Craig (4)
Line Judge: Sutter, Tripp (37)
Back Judge: Ferguson, Keith (61)

Umpire: Woods, Steven (54)
Field Judge: Shears, Jeff (60)
Replay Official: Stine, Kevin (0)

Down Judge: Mello, Jim (48)
Side Judge: Lamberth, Jeff (21)

Lineups

Los Angeles Chargers

Las Vegas Raiders

Offense		Defense	
TE	48 S.Smartt	EDGE	52 K.Mack
WR	5 J.Palmer	DL	56 M.Fox
LT	68 J.Salyer	DL	69 S.Joseph
LG	71 M.Feiler	EDGE	8 K.Van Noy
C	76 W.Clapp	LB	49 D.Tranquill
RG	77 Z.Johnson	LB	9 K.Murray
RT	73 F.Sarell	CB	43 M.Davis
WR	13 K.Allen	CB	26 A.Samuel
TE	7 G.Everett	CB	23 B.Callahan
QB	10 J.Herbert	S	3 D.James
RB	30 A.Ekeler	S	24 N.Adderley

Offense		Defense	
WR	10 M.Hollins	DE	55 C.Jones
TE	87 F.Moreau	DT	91 B.Nichols
T	77 T.Munford	DT	90 J.Tillery
LT	74 K.Miller	DE	98 M.Crosby
LG	66 D.Parham	LB	52 D.Perryman
C	68 A.James	LB	50 J.Brown
RG	64 A.Bars	CB	39 N.Hobbs
RT	72 J.Elumunor	CB	26 R.Ya-Sin
WR	17 D.Adams	S	33 R.Teamer
QB	4 D.Carr	S	25 T.Moehrig
RB	28 J.Jacobs	S	30 D.Harmon

Substitutions

Substitutions

WR 1 D.Carter, K 15 C.Dicker, P 16 J.Scott, S 22 J.Woods, RB 25 J.Kelley, LB 31 N.Niemann, S 32 A.Gilman, DB 33 D.Leonard, DB 36 J.Taylor, FB 40 Z.Horvath, LB 42 T.Reeder, LS 47 J.Harris, LB 57 A.Ogbongbemiga, OLB 59 D.Tuszka, G/T 64 B.Jaimes, T 74 S.Norton, T 78 Z.Bailey, TE 82 R.Rodgers, WR 83 M.Bandy, TE 88 T.McKitty, DL 90 T.Davison, DL 92 J.Gaziano, OLB 94 C.Rumph, DL 96 B.Fehoko

K 2 D.Carlson, P 6 A.Cole, WR 19 D.Turner, S 20 I.Pola-Mao, CB 21 A.Robertson, RB 22 A.Abdullah, CB 27 S.Webb, CB 31 S.Jones, RB 34 B.Bolden, RB 35 Z.White, LB 36 C.Bolton, S 41 M.Farley, FB 45 J.Johnson, LS 47 T.Sieg, DE 51 M.Koonce, LB 58 D.Butler, LB 59 L.Masterson, G 76 J.Simpson, WR 84 K.Cole, TE 88 J.Hollister, DT 93 K.Peko, DT 94 M.Butler, DE 96 T.Bower, DE 99 C.Ferrell

Did Not Play

Did Not Play

QB 4 C.Daniel, RB 28 I.Spiller

QB 3 J.Stidham, T 78 J.Barton

Not Active

Not Active

QB 2 E.Stick, WR 11 J.Moore, RB 20 S.Michel, C 63 C.Linsley, T 79 T.Pipkins, WR 81 M.Williams

CB 37 T.Hall, RB 38 B.Brown, TE 80 J.Horsted, DT 92 N.Farrell, DT 95 K.Vickers, DT 97 A.Billings

Field Goals (made () & missed)

C.Dicker (37) (34) 52WR

D.Carlson (55) 52B (25)

		1	2	3	4	OT	Total
VISITOR:	Los Angeles Chargers	7	6	0	7	0	20
HOME:	Las Vegas Raiders	0	10	14	3	0	27

Scoring Plays

Team	Qtr	Time	Play Description (Extra Point) (Drive Info)	Visitor	Home
Chargers	1	5:07	B.Callahan 26 yd. interception return (C.Dicker kick)	7	0
Chargers	2	11:37	C.Dicker 37 yd. Field Goal (13-61, 6:35)	10	0
Raiders	2	7:52	J.Jacobs 20 yd. run (D.Carlson kick) (8-75, 3:45)	10	7
Raiders	2	2:17	D.Carlson 55 yd. Field Goal (8-42, 3:22)	10	10
Chargers	2	0:27	C.Dicker 34 yd. Field Goal (12-59, 1:50)	13	10
Raiders	3	14:28	D.Adams 31 yd. pass from D.Carr (D.Carlson kick) (1-31, 0:08)	13	17
Raiders	3	10:53	D.Adams 45 yd. pass from D.Carr (D.Carlson kick) (2-58, 0:32)	13	24
Raiders	4	14:49	D.Carlson 25 yd. Field Goal (14-74, 8:40)	13	27
Chargers	4	8:34	K.Allen 35 yd. pass from J.Herbert (C.Dicker kick) (12-78, 6:15)	20	27

National Football League Game Summary

NFL Copyright © 2022 by The National Football League. All rights reserved. This summary and play-by-play is for the express purpose of assisting media in their coverage of the game; any other use of this material is prohibited without the written permission of the National Football League.

Paid Attendance: 62,123

Time: 3:07

Los Angeles Chargers vs Las Vegas Raiders
12/4/2022 at Allegiant Stadium

Final Individual Statistics

Los Angeles Chargers

Las Vegas Raiders

RUSHING						RUSHING					
	ATT	YDS	AVG	LG	TD		ATT	YDS	AVG	LG	TD
A.Ekeler	10	35	3.5	8	0	J.Jacobs	26	144	5.5	20	1
J.Kelley	7	30	4.3	7	0	Z.White	2	6	3.0	3	0
J.Herbert	5	7	1.4	3	0	A.Abdullah	1	4	4.0	4	0
Total	22	72	3.3	8	0	Total	29	154	5.3	20	1

PASSING									PASSING								
	ATT	CMP	YDS	SK/YD	TD	LG	IN	RT		ATT	CMP	YDS	SK/YD	TD	LG	IN	RT
J.Herbert	47	28	335	5/21	1	35	0	88.5	D.Carr	30	16	250	0/0	2	45	1	89.6
Total	47	28	335	5/21	1	35	0	88.5	Total	30	16	250	0/0	2	45	1	89.6

PASS RECEIVING								PASS RECEIVING							
	TAR	REC	YDS	AVG	LG	TD		TAR	REC	YDS	AVG	LG	TD		
J.Palmer	11	7	60	8.6	15	0	D.Adams	12	8	177	22.1	45	2		
K.Allen	14	6	88	14.7	35	1	M.Hollins	9	5	35	7.0	14	0		
G.Everett	6	5	80	16.0	19	0	J.Jacobs	2	2	6	3.0	5	0		
A.Ekeler	6	5	67	13.4	18	0	F.Moreau	3	1	32	32.0	32	0		
S.Smartt	3	2	3	1.5	5	0	A.Abdullah	1	0	0	0.0	0	0		
M.Bandy	1	1	15	15.0	15	0									
D.Carter	2	1	14	14.0	14	0									
T.McKitty	1	1	8	8.0	8	0									
J.Kelley	1	0	0	0.0	0	0									
Total	45	28	335	12.0	35	1	Total	27	16	250	15.6	45	2		

INTERCEPTIONS						INTERCEPTIONS					
	NO	YDS	AVG	LG	TD		NO	YDS	AVG	LG	TD
B.Callahan	1	26	26.0	26	1	Total	0	0	0	0	0
Total	1	26	26.0	26	1						

PUNTING								PUNTING							
	NO	YDS	AVG	NET	TB	IN20	LG		NO	YDS	AVG	NET	TB	IN20	LG
J.Scott	3	137	45.7	45.7	0	1	48	A.Cole	4	181	45.3	34.5	1	2	60
Total	3	137	45.7	45.7	0	1	48	Total	4	181	45.3	34.5	1	2	60

PUNT RETURNS								PUNT RETURNS							
	NO	YDS	AVG	FC	LG	TD		NO	YDS	AVG	FC	LG	TD		
D.Carter	1	23	23.0	1	23	0	K.Cole	0	0	0.0	2	0	0		
[DOWNED]	1	0	0.0	0	0	0	[OUT OF BOUNDS]	1	0	0.0	0	0	0		
[TOUCHBACK]	1	0	0.0	0	0	0									
Total	1	23	23.0	1	23	0	Total	0	0	0.0	2	0	0		

KICKOFF RETURNS								KICKOFF RETURNS							
	NO	YDS	AVG	FC	LG	TD		NO	YDS	AVG	FC	LG	TD		
D.Carter	5	89	17.8	0	21	0	[TOUCHBACK]	5	0	0.0	0	0	0		
[TOUCHBACK]	1	0	0.0	0	0	0									
Total	5	89	17.8	0	21	0	Total	0	0	0.0	0	0	0		

Los Angeles Chargers

FUMBLES	FUM	LOST	OWN-REC	YDS	TD	FORCED	OPP-REC	YDS	TD	OUT-BDS
J.Herbert	2	0	2	0	0	0	0	0	0	0
A.Ekeler	1	1	0	0	0	0	0	0	0	0
K.Murray	0	0	0	0	0	1	0	0	0	0
K.Van Noy	0	0	0	0	0	0	1	0	0	0
Total	3	1	2	0	0	1	1	0	0	0

Las Vegas Raiders

FUMBLES	FUM	LOST	OWN-REC	YDS	TD	FORCED	OPP-REC	YDS	TD	OUT-BDS
J.Jacobs	1	1	0	0	0	0	0	0	0	0
M.Crosby	0	0	0	0	0	1	0	0	0	0
D.Harmon	0	0	0	0	0	1	0	0	0	0
N.Hobbs	0	0	0	0	0	0	1	7	0	0
Total	1	1	0	0	0	2	1	7	0	0

Los Angeles Chargers vs Las Vegas Raiders
12/4/2022 at Allegiant Stadium

Final Team Statistics

	Visitor Chargers	Home Raiders
TOTAL FIRST DOWNS	22	21
By Rushing	4	7
By Passing	16	11
By Penalty	2	3
THIRD DOWN EFFICIENCY	5-16-31.3%	3-10-30.0%
FOURTH DOWN EFFICIENCY	3-5-60.0%	0-0-0.0%
TOTAL NET YARDS	386	404
Total Offensive Plays (inc. times thrown passing)	74	59
Average gain per offensive play	5.2	6.8
NET YARDS RUSHING	72	154
Total Rushing Plays	22	29
Average gain per rushing play	3.3	5.3
Tackles for a loss-number and yards	1-1	0-0
NET YARDS PASSING	314	250
Times thrown - yards lost attempting to pass	5-21	0-0
Gross yards passing	335	250
PASS ATTEMPTS-COMPLETIONS-HAD INTERCEPTED	47-28-0	30-16-1
Avg gain per pass play (inc.# thrown passing)	6.0	8.3
KICKOFFS Number-In End Zone-Touchbacks	5-5-5	6-3-1
PUNTS Number and Average	3-45.7	4-45.3
Had Blocked	0	0
FGs - PATs Had Blocked	0-0	1-0
Net Punting Average	45.7	34.5
TOTAL RETURN YARDAGE (Not Including Kickoffs)	49	0
No. and Yards Punt Returns	1-23	0-0
No. and Yards Kickoff Returns	5-89	0-0
No. and Yards Interception Returns	1-26	0-0
PENALTIES Number and Yards	4-20	3-15
FUMBLES Number and Lost	3-1	1-1
TOUCHDOWNS	2	3
Rushing	0	1
Passing	1	2
Interceptions	1	0
EXTRA POINTS Made-Attempts	2-2	3-3
Kicking Made-Attempts	2-2	3-3
FIELD GOALS Made-Attempts	2-3	2-3
RED ZONE EFFICIENCY	0-3-0%	0-1-0%
GOAL TO GO EFFICIENCY	0-0-0%	0-0-0%
SAFETIES	0	0
FINAL SCORE	20	27
TIME OF POSSESSION	30:44	29:16

Los Angeles Chargers vs Las Vegas Raiders
12/4/2022 at Allegiant Stadium

Ball Possession And Drive Chart

Los Angeles Chargers

#	Time Recd	Time Lost	Time Poss	How Ball Obtained	Drive Began	# Play	Yds Gain	Yds Pen	Net Yds	1st Down	Last Scrm	How Given Up
1	13:17	9:41	3:36	Punt	LAC 32	7	17	0	17	1	LAC 49	Punt
2	7:39	6:11	1:28	Fumble	LV 25	4	9	0	9	0	* LV 17	Downs
3	3:12	11:37	6:35	Punt	LAC 20	13	61	0	61	4	* LV 19	Field Goal
4	7:52	5:39	2:13	Kickoff	LAC 22	3	9	0	9	0	LAC 31	Punt
5	2:17	0:27	1:50	Kickoff	LAC 25	12	59	0	59	4	* LV 16	Field Goal
6	0:04	0:00	0:04	Missed FG	LAC 42	1	-1	0	-1	0	LAC 42	End of Half
7	15:00	14:36	0:24	Kickoff	LAC 21	2	11	0	11	0	LAC 21	Fumble
8	14:28	11:25	3:03	Kickoff	LAC 19	8	42	5	47	3	LV 34	Missed FG
9	10:53	8:29	2:24	Kickoff	LAC 20	4	16	0	16	1	LAC 36	Punt
10	14:49	8:34	6:15	Kickoff	LAC 22	12	73	5	78	5	LV 35	Touchdown
11	5:12	2:42	2:30	Punt	LAC 9	8	49	0	49	2	LV 42	Downs
12	0:22	0:00	0:22	Punt	LAC 10	3	41	0	41	2	LAC 37	End of Game

(317) Average LAC 26

Las Vegas Raiders

#	Time Recd	Time Lost	Time Poss	How Ball Obtained	Drive Began	# Play	Yds Gain	Yds Pen	Net Yds	1st Down	Last Scrm	How Given Up
1	15:00	13:17	1:43	Kickoff	LV 25	3	6	0	6	0	LV 31	Punt
2	9:41	7:39	2:02	Punt	LV 6	3	14	5	19	2	LV 24	Fumble
3	6:11	5:07	1:04	Downs	LV 16	3	5	0	5	0	LV 21	Interception
4	5:07	3:12	1:55	Kickoff	LV 25	4	12	5	17	1	LV 42	Punt
5	11:37	7:52	3:45	Kickoff	LV 25	8	75	0	75	4	LAC 20	Touchdown
6	5:39	2:17	3:22	Punt	LV 21	8	37	5	42	2	LAC 37	Field Goal
7	0:27	0:04	0:23	Kickoff	LV 25	4	41	0	41	1	LAC 34	Missed FG
8	14:36	14:28	0:08	Fumble	LAC 31	1	31	0	31	1	LAC 31	Touchdown
9	11:25	10:53	0:32	Missed FG	LV 42	2	58	0	58	2	LAC 45	Touchdown
10	8:29	14:49	8:40	Punt	LV 20	14	74	0	74	5	* LAC 6	Field Goal
11	8:34	5:12	3:22	Kickoff	LV 25	7	33	0	33	2	LAC 42	Punt
12	2:42	0:22	2:20	Downs	LV 42	5	18	0	18	1	LAC 40	Punt

(341) Average LV 28

*** inside opponent's 20**

Time of Possession by Quarter

	1st	2nd	3rd	4th	OT	Total
Visitor Los Angeles Chargers	8:16	7:30	5:51	9:07		30:44
Home Las Vegas Raiders	6:44	7:30	9:09	5:53		29:16

Kickoff Drive No.-Start Average

Chargers: 6 - LAC 22

Raiders: 5 - LV 25

First Quarter

12/4/2022

Play By Play

LAC wins the coin toss and elects to defer. LV elects to Receive, and LAC elects to defend the south goal.

C.Dicker kicks 65 yards from LAC 35 to end zone, Touchback.

Las Vegas Raiders at 15:00

- 1-10-LV 25 (15:00) T.Munford reported in as eligible. J.Jacobs left guard to LV 26 for 1 yard (B.Callahan; S.Joseph).
- 2-9-LV 26 (14:20) (Shotgun) D.Carr pass short middle to M.Hollins to LV 31 for 5 yards (K.Murray).
- 3-4-LV 31 (13:35) (Shotgun) D.Carr pass incomplete short right.
- 4-4-LV 31 (13:29) A.Cole punts 60 yards to LAC 9, Center-T.Sieg. D.Carter to LAC 32 for 23 yards (T.Sieg).

Los Angeles Chargers at 13:17

- 1-10-LAC 32 (13:17) (Shotgun) J.Herbert to LAC 24 for -8 yards (M.Crosby). FUMBLES (M.Crosby), and recovers at LAC 30. J.Herbert to LAC 34 for 4 yards.
- 2-8-LAC 34 (12:35) (Shotgun) A.Ekeler right tackle to LAC 39 for 5 yards (J.Brown).
- 3-3-LAC 39 (11:56) (Shotgun) J.Herbert sacked at LAC 39 for 0 yards (C.Jones).
- 4-3-LAC 39 (11:21) (Punt formation) Direct snap to N.Niemann. J.Kelley up the middle to LAC 44 for 5 yards (I.Pola-Mao). R1
- 1-10-LAC 44 (10:36) (Shotgun) J.Herbert pass incomplete short right.
- 2-10-LAC 44 (10:31) (Shotgun) J.Herbert pass short right to J.Palmer pushed ob at LAC 49 for 5 yards (N.Hobbs).
- 3-5-LAC 49 (9:56) (Shotgun) J.Herbert pass incomplete short right to J.Kelley [J.Tillery].
- 4-5-LAC 49 (9:50) J.Scott punts 45 yards to LV 6, Center-J.Harris, out of bounds.

Las Vegas Raiders at 9:41

- 1-10-LV 6 (9:41) J.Jacobs up the middle to LV 10 for 4 yards (N.Adderley; S.Joseph).
- 2-6-LV 10 (9:03) J.Jacobs up the middle to LV 19 for 9 yards (D.James). R1
- 1-10-LV 19 (8:21) D.Carr pass short middle to J.Jacobs to LV 23 for 4 yards (D.Tranquill).
PENALTY on LAC-A.Samuel, Defensive Holding, 5 yards, enforced at LV 19 - No Play. X2
- 1-10-LV 24 (7:49) D.Carr pass short left to J.Jacobs to LV 25 for 1 yard (K.Murray). FUMBLES (K.Murray), RECOVERED by LAC-K.Van Noy at LV 25.

Los Angeles Chargers at 7:39

- 1-10-LV 25 (7:39) A.Ekeler up the middle to LV 20 for 5 yards (J.Brown).
- 2-5-LV 20 (7:02) (Shotgun) J.Herbert scrambles right guard to LV 17 for 3 yards (J.Brown).
- 3-2-LV 17 (6:24) (Shotgun) J.Herbert pass incomplete deep middle to A.Ekeler.
- 4-2-LV 17 (6:16) (Shotgun) J.Herbert scrambles up the middle to LV 16 for 1 yard (C.Jones).

Las Vegas Raiders at 6:11

- 1-10-LV 16 (6:11) (Shotgun) D.Carr pass incomplete deep right to F.Moreau (N.Adderley).
- 2-10-LV 16 (6:03) D.Carr pass short right to J.Jacobs to LV 21 for 5 yards (A.Samuel).
- 3-5-LV 21 (5:15) (Shotgun) D.Carr pass short left intended for M.Hollins INTERCEPTED by B.Callahan (A.Samuel) at LV 26. B.Callahan for 26 yards, TOUCHDOWN.

Los Angeles Chargers at 5:07

C.Dicker extra point is GOOD, Center-J.Harris, Holder-J.Scott.

LAC 7 LV 0, 0 plays, 26 yards, 0:00 drive , 9:53 elapsed

C.Dicker kicks 65 yards from LAC 35 to end zone, Touchback.

Las Vegas Raiders at 5:07

- 1-10-LV 25 (5:07) J.Jacobs left guard to LV 33 for 8 yards (D.Tranquill).
PENALTY on LAC-B.Fehoko, Defensive Holding, 5 yards, enforced at LV 33. X3
- 1-10-LV 38 (4:45) J.Jacobs right guard to LV 38 for no gain (B.Callahan).
- 2-10-LV 38 (4:07) J.Jacobs right guard to LV 42 for 4 yards (D.Tranquill).
- 3-6-LV 42 (3:28) (Shotgun) D.Carr pass incomplete deep right to A.Abdullah.
- 4-6-LV 42 (3:22) A.Cole punts 58 yards to end zone, Center-T.Sieg, Touchback.

Los Angeles Chargers at 3:12

- 1-10-LAC 20 (3:12) J.Herbert pass short left to G.Everett pushed ob at LAC 34 for 14 yards (D.Harmon). P2
- 1-10-LAC 34 (2:35) (Shotgun) J.Herbert pass incomplete short left to J.Palmer (A.Robertson).
- 2-10-LAC 34 (2:29) (Shotgun) J.Kelley right tackle to LAC 41 for 7 yards (R.Teamer, D.Perryman).
- 3-3-LAC 41 (1:51) (Shotgun) J.Herbert pass short right to J.Palmer to LV 48 for 11 yards (N.Hobbs). P3
- 1-10-LV 48 (1:17) (Shotgun) J.Herbert to LAC 47 for -5 yards. FUMBLES, and recovers at LAC 45. J.Herbert pass short right to T.McKitty to LV 40 for 8 yards (N.Hobbs).
- 2-2-LV 40 (:37) J.Kelley up the middle to LV 37 for 3 yards (J.Brown; D.Perryman). R4

Los Angeles Chargers vs Las Vegas Raiders at Allegiant Stadium

END OF QUARTER

	Score	Time Poss	First Downs				Efficiencies	
			R	P	X	T	3 Down	4 Down
Los Angeles Chargers	7	8:16	2	2	0	4	1/4	1/2
Las Vegas Raiders	0	6:44	1	0	2	3	0/3	0/0

Second Quarter

12/4/2022

Play By Play

Los Angeles Chargers continued.

- 1-10-LV 37 (15:00) J.Herbert pass short right to J.Palmer pushed ob at LV 30 for 7 yards (R.Teamer).
 2-3-LV 30 (14:24) J.Kelley right guard to LV 28 for 2 yards (J.Brown; R.Teamer).
 3-1-LV 28 (13:45) (Shotgun) A.Ekeler left guard to LV 20 for 8 yards (S.Webb; D.Harmon).
1-10-LV 20 (13:11) J.Herbert pass incomplete deep right to G.Everett (T.Moehrig).
 2-10-LV 20 (13:03) (Shotgun) A.Ekeler right tackle to LV 15 for 5 yards (N.Hobbs, T.Moehrig).
 3-5-LV 15 (12:20) (Shotgun) J.Herbert sacked at LV 19 for -4 yards (C.Jones).
 4-9-LV 19 (11:41) **C.Dicker 37 yard field goal is GOOD, Center-J.Harris, Holder-J.Scott.**

LAC 10 LV 0, 13 plays, 61 yards, 6:35 drive, 3:23 elapsed
--

C.Dicker kicks 65 yards from LAC 35 to end zone, Touchback.

Las Vegas Raiders at 11:37

- 1-10-LV 25 (11:37) D.Carr pass short left to D.Adams pushed ob at LV 37 for 12 yards (A.Samuel). P4
1-10-LV 37 (11:01) (Shotgun) D.Carr pass incomplete short left to M.Hollins.
 2-10-LV 37 (10:57) (Shotgun) D.Carr pass deep middle to D.Adams to LAC 44 for 19 yards (M.Davis). P5
1-10-LAC 44 (10:14) J.Jacobs up the middle to LAC 43 for 1 yard (K.Mack; M.Fox).
 2-9-LAC 43 (9:38) (Shotgun) D.Carr pass incomplete short right.
 3-9-LAC 43 (9:29) (Shotgun) D.Carr pass short left to M.Hollins to LAC 29 for 14 yards (B.Callahan). P6
1-10-LAC 29 (8:46) J.Jacobs left end to LAC 20 for 9 yards (C.Rumph).
 2-1-LAC 20 (7:57) **J.Jacobs right tackle for 20 yards, TOUCHDOWN.** R7
 D.Carlson extra point is GOOD, Center-T.Sieg, Holder-A.Cole.

LAC 10 LV 7, 8 plays, 75 yards, 3:45 drive, 7:08 elapsed

D.Carlson kicks 64 yards from LV 35 to LAC 1. D.Carter to LAC 22 for 21 yards (M.Koonce).

Los Angeles Chargers at 7:52, (1st play from scrimmage 7:47)

- 1-10-LAC 22 (7:47) (Shotgun) J.Kelley right guard to LAC 27 for 5 yards (B.Nichols; D.Perryman).
 2-5-LAC 27 (7:10) J.Herbert sacked at LAC 18 for -9 yards (I.Pola-Mao).
 3-14-LAC 18 (6:27) (Shotgun) J.Herbert pass short middle to G.Everett to LAC 31 for 13 yards (A.Robertson).
 4-1-LAC 31 (5:46) J.Scott punts 48 yards to LV 21, Center-J.Harris, fair catch by K.Cole.

Las Vegas Raiders at 5:39

- 1-10-LV 21 (5:39) (Shotgun) J.Jacobs right tackle to LV 21 for no gain (M.Fox; B.Callahan).
 2-10-LV 21 (5:02) (Shotgun) D.Carr pass deep right to F.Moreau to LAC 47 for 32 yards (D.Tranquill). P8
1-10-LAC 47 (4:15) (Shotgun) J.Jacobs right tackle to LAC 46 for 1 yard (M.Fox).
 2-9-LAC 46 (3:38) (Shotgun) D.Carr pass incomplete short right to F.Moreau.
 3-9-LAC 46 (3:34) (Shotgun) D.Carr pass short right to D.Adams pushed ob at LAC 38 for 8 yards (M.Davis).
PENALTY on LAC-A.Samuel, Illegal Use of Hands, 5 yards, enforced at LAC 46 - No Play. X9
1-10-LAC 41 (3:07) (Shotgun) J.Jacobs left guard to LAC 37 for 4 yards (D.Tuszka).
 2-6-LAC 37 (2:32) (Shotgun) D.Carr pass incomplete deep left to D.Adams.
 3-6-LAC 37 (2:26) (Shotgun) D.Carr pass incomplete short left to D.Adams.
 4-6-LAC 37 (2:22) **D.Carlson 55 yard field goal is GOOD, Center-T.Sieg, Holder-A.Cole.**

LAC 10 LV 10, 8 plays, 42 yards, 1 penalty, 3:22 drive, 12:43 elapsed
--

D.Carlson kicks 65 yards from LV 35 to end zone, Touchback.

Los Angeles Chargers at 2:17

- 1-10-LAC 25 (2:17) (Shotgun) A.Ekeler left guard to LAC 26 for 1 yard (L.Masterson, C.Jones).

Two-Minute Warning

- 2-9-LAC 26 (2:00) (Shotgun) J.Herbert pass short left to K.Allen to LAC 37 for 11 yards (D.Harmon). P6
1-10-LAC 37 (1:41) (No Huddle, Shotgun) J.Herbert pass short right to K.Allen ran ob at LV 47 for 16 yards (N.Hobbs). P7
1-10-LV 47 (1:34) (Shotgun) J.Herbert sacked at LAC 48 for -5 yards (C.Jones).
 2-15-LAC 48 (1:12) (No Huddle, Shotgun) J.Herbert pass short left to A.Ekeler pushed ob at LV 34 for 18 yards (S.Webb). LV-C.Jones was injured during the play. His return is Questionable. P8
 Timeout #1 by LV at 01:06.
1-10-LV 34 (1:06) (Shotgun) J.Herbert pass incomplete short right to K.Allen [M.Crosby].
 2-10-LV 34 (1:01) (Shotgun) J.Herbert pass incomplete short right [D.Perryman].

Los Angeles Chargers vs Las Vegas Raiders at Allegiant Stadium

3-10-LV 34 (:55) (Shotgun) J.Herbert pass short left to J.Palmer to LV 23 for 11 yards (R.Ya-Sin).

P9

Timeout #1 by LAC at 00:46.

1-10-LV 23 (:46) (Shotgun) J.Herbert pass incomplete short left to J.Palmer.

2-10-LV 23 (:43) (Shotgun) J.Herbert pass short left to A.Ekeler pushed ob at LV 16 for 7 yards (D.Perryman).

Timeout #2 by LV at 00:35.

3-3-LV 16 (:35) (Shotgun) J.Herbert pass incomplete short right to K.Allen.

4-3-LV 16 (:31) **C.Dicker 34 yard field goal is GOOD, Center-J.Harris, Holder-J.Scott.**

LAC 13 LV 10, 12 plays, 59 yards, 1:50 drive, 14:33 elapsed
--

C.Dicker kicks 65 yards from LAC 35 to end zone, Touchback.

Las Vegas Raiders at 0:27

1-10-LV 25 (:27) (Shotgun) D.Carr pass deep middle to D.Adams to LAC 39 for 36 yards (B.Callahan).

P10

Timeout #3 by LV at 00:18.

1-10-LAC 39 (:18) (Shotgun) D.Carr pass incomplete short right to M.Hollins (M.Davis).

2-10-LAC 39 (:14) D.Carr pass short right to M.Hollins ran ob at LAC 34 for 5 yards (B.Callahan).

3-5-LAC 34 (:09) D.Carlson 52 yard field goal is BLOCKED (J.Gaziano), Center-T.Sieg, Holder-A.Cole.

Los Angeles Chargers at 0:04

1-10-LAC 42 (:04) J.Herbert kneels to LAC 41 for -1 yards.

END OF QUARTER

	Score	Time Poss	First Downs				Efficiencies	
			R	P	X	T	3 Down	4 Down
Los Angeles Chargers	13	7:30	1	4	0	5	2/5	0/0
Las Vegas Raiders	10	7:30	1	5	1	7	1/2	0/0

Third Quarter

12/4/2022

Play By Play

LAC elects to Receive, and LV elects to defend the South goal.

D.Carlson kicks 65 yards from LV 35 to LAC 0. D.Carter to LAC 21 for 21 yards (M.Farley).

Los Angeles Chargers at 15:00, (1st play from scrimmage 14:54)

1-10-LAC 21 (14:54) (Shotgun) J.Herbert pass incomplete short middle to S.Smartt.

2-10-LAC 21 (14:50) (Shotgun) J.Herbert pass short right to A.Ekeler to LAC 32 for 11 yards (I.Pola-Mao, D.Harmon). FUMBLES (D.Harmon), touched at LAC 34, RECOVERED by LV-N.Hobbs at LAC 38. N.Hobbs to LAC 31 for 7 yards (S.Smartt).

Las Vegas Raiders at 14:36

1-10-LAC 31 **(14:36) (Shotgun) D.Carr pass deep left to D.Adams for 31 yards, TOUCHDOWN.**

P11

D.Carlson extra point is GOOD, Center-T.Sieg, Holder-A.Cole.

LAC 13 LV 17, 1 plays, 31 yards, 0:08 drive, 0:32 elapsed

D.Carlson kicks 65 yards from LV 35 to LAC 0. D.Carter to LAC 19 for 19 yards (M.Koonce).

Los Angeles Chargers at 14:28, (1st play from scrimmage 14:22)

1-10-LAC 19 (14:22) J.Herbert pass incomplete short right to K.Allen [M.Crosby].

Penalty on LV-R.Ya-Sin, Defensive Holding, declined.

PENALTY on LV-N.Hobbs, Defensive Holding, 5 yards, enforced at LAC 19 - No Play.

X10

1-10-LAC 24 (14:15) J.Herbert pass short left to G.Everett pushed ob at LAC 43 for 19 yards (T.Moehrig).

P11

1-10-LAC 43 (13:39) (Shotgun) J.Kelley left guard to LAC 46 for 3 yards (D.Perryman; C.Ferrell).

2-7-LAC 46 (12:59) (Shotgun) J.Herbert pass incomplete deep right to K.Allen.

3-7-LAC 46 (12:54) (Shotgun) J.Herbert pass short left to J.Palmer to LV 39 for 15 yards (N.Hobbs).

P12

1-10-LV 39 (12:15) J.Kelley right tackle to LV 34 for 5 yards (N.Hobbs, A.Robertson).

2-5-LV 34 (11:40) J.Herbert pass incomplete deep left to K.Allen.

3-5-LV 34 (11:35) (Shotgun) J.Herbert pass incomplete short left to K.Allen [C.Jones].

4-5-LV 34 (11:30) C.Dicker 52 yard field goal is No Good, Wide Right, Center-J.Harris, Holder-J.Scott.

Las Vegas Raiders at 11:25

1-10-LV 42 (11:25) J.Jacobs left guard to LAC 45 for 13 yards (D.James).

R12

1-10-LAC 45 **(11:01) (No Huddle, Shotgun) D.Carr pass deep middle to D.Adams for 45 yards, TOUCHDOWN.**

P13

(Kick formation) PENALTY on LV, Delay of Game, 5 yards, enforced at LAC 15 - No Play.

D.Carlson extra point is GOOD, Center-T.Sieg, Holder-A.Cole.

LAC 13 LV 24, 2 plays, 58 yards, 0:32 drive, 4:07 elapsed

D.Carlson kicks 62 yards from LV 35 to LAC 3. D.Carter to LAC 20 for 17 yards (C.Bolton; D.Butler).

Los Angeles Chargers at 10:53, (1st play from scrimmage 10:46)

1-10-LAC 20 (10:46) (Shotgun) J.Herbert pass short right to M.Bandy ran ob at LAC 35 for 15 yards (D.Harmon).

P13

1-10-LAC 35 (10:09) J.Herbert sacked at LAC 32 for -3 yards (sack split by C.Ferrell and M.Butler).

2-13-LAC 32 (9:25) (Shotgun) A.Ekeler left guard to LAC 36 for 4 yards (I.Pola-Mao).

3-9-LAC 36 (8:43) (Shotgun) J.Herbert pass incomplete short left to K.Allen (R.Ya-Sin).

4-9-LAC 36 (8:37) J.Scott punts 44 yards to LV 20, Center-J.Harris, fair catch by K.Cole.

Las Vegas Raiders at 8:29

1-10-LV 20 (8:29) J.Jacobs left tackle to LV 26 for 6 yards (K.Van Noy; N.Adderley).

2-4-LV 26 (7:49) J.Jacobs right tackle to LV 29 for 3 yards (S.Joseph; D.Tranquill).

3-1-LV 29 (7:04) (Shotgun) D.Carr pass short right to D.Adams to LV 32 for 3 yards (M.Davis).

P14

1-10-LV 32 (6:21) J.Jacobs right tackle to LV 41 for 9 yards (A.Samuel; D.James).

2-1-LV 41 (5:33) Z.White right guard to LV 44 for 3 yards (M.Davis).

R15

1-10-LV 44 (4:48) D.Carr pass short left to D.Adams to LAC 40 for 16 yards (A.Samuel).

P16

1-10-LAC 40 (4:00) T.Munford reported in as eligible. Z.White left tackle to LAC 37 for 3 yards (B.Fehoko).

2-7-LAC 37 (3:16) (Shotgun) D.Carr pass short left to M.Hollins to LAC 33 for 4 yards (D.Tranquill) [M.Fox].

3-3-LAC 33 (2:35) (Shotgun) A.Abdullah up the middle to LAC 29 for 4 yards (M.Fox).

R17

1-10-LAC 29 (1:52) J.Jacobs left guard to LAC 15 for 14 yards (K.Murray; K.Mack).

R18

1-10-LAC 15 (1:07) J.Jacobs up the middle to LAC 15 for no gain (D.James; B.Fehoko).

2-10-LAC 15 (:24) J.Jacobs up the middle to LAC 6 for 9 yards (A.Samuel).

Los Angeles Chargers vs Las Vegas Raiders at Allegiant Stadium

END OF QUARTER

	Score	Time Poss	First Downs				Efficiencies	
			R	P	X	T	3 Down	4 Down
Los Angeles Chargers	13	5:51	0	3	1	4	1/3	0/0
Las Vegas Raiders	24	9:09	4	4	0	8	2/2	0/0

Fourth Quarter

Play By Play

Las Vegas Raiders continued.

3-1-LAC 6 (15:00) D.Carr pass incomplete short right to D.Adams (M.Davis).

4-1-LAC 6 (14:53) **D.Carlson 25 yard field goal is GOOD, Center-T.Sieg, Holder-A.Cole.**

LAC 13 LV 27, 14 plays, 74 yards, 8:40 drive, 0:11 elapsed

D.Carlson kicks 54 yards from LV 35 to LAC 11. D.Carter to LAC 22 for 11 yards (M.Koonce).

Los Angeles Chargers at 14:49, (1st play from scrimmage 14:44)

1-10-LAC 22 (14:44) A.Ekeler up the middle to LAC 23 for 1 yard (T.Moehrig).

2-9-LAC 23 (14:10) (Shotgun) J.Herbert pass short left to S.Smartt to LAC 28 for 5 yards (T.Moehrig) [J.Tillery].

3-4-LAC 28 (13:28) (Shotgun) J.Herbert pass short left to J.Palmer to LAC 31 for 3 yards (R.Ya-Sin).

4-1-LAC 31 (12:57) J.Herbert up the middle to LAC 33 for 2 yards (C.Jones). R14

1-10-LAC 33 (12:19) (Shotgun) J.Herbert pass incomplete deep right to K.Allen.

PENALTY on LV-T.Moehrig, Illegal Contact, 5 yards, enforced at LAC 33 - No Play. X15

1-10-LAC 38 (12:11) (Shotgun) A.Ekeler right end to LAC 39 for 1 yard (M.Crosby).

2-9-LAC 39 (11:28) (Shotgun) J.Herbert pass short right to K.Allen to LAC 44 for 5 yards (I.Pola-Mao).

Timeout #1 by LAC at 10:47.

3-4-LAC 44 (10:47) (Shotgun) J.Herbert pass short left to K.Allen pushed ob at LV 48 for 8 yards (A.Robertson). P16

1-10-LV 48 (10:13) (Shotgun) J.Herbert pass short left to A.Ekeler pushed ob at LV 33 for 15 yards (S.Webb). P17

1-10-LV 33 (9:35) (Shotgun) J.Herbert pass short left to S.Smartt to LV 35 for -2 yards (T.Moehrig).

2-12-LV 35 (8:53) (Shotgun) J.Herbert pass incomplete short left to J.Palmer.

3-12-LV 35 (8:49) (Shotgun) J.Herbert pass incomplete short middle to K.Allen (C.Jones).

4-12-LV 35 (8:44) **(Shotgun) J.Herbert pass deep right to K.Allen for 35 yards, TOUCHDOWN.** P18

(Kick formation) PENALTY on LAC-S.Norton, False Start, 5 yards, enforced at LV 15 - No Play.

C.Dicker extra point is GOOD, Center-J.Harris, Holder-J.Scott.

LAC 20 LV 27, 12 plays, 78 yards, 1 penalty, 6:15 drive, 6:26 elapsed

C.Dicker kicks 65 yards from LAC 35 to end zone, Touchback.

Las Vegas Raiders at 8:34

1-10-LV 25 (8:34) D.Carr pass incomplete short right.

2-10-LV 25 (8:28) D.Carr pass short right to D.Adams to LV 40 for 15 yards (N.Adderley). P19

1-10-LV 40 (7:43) T.Munford reported in as eligible. J.Jacobs left tackle to LV 45 for 5 yards (S.Joseph).

2-5-LV 45 (6:59) (Shotgun) D.Carr pass short middle to M.Hollins to LAC 48 for 7 yards (N.Adderley). P20

1-10-LAC 48 (6:13) D.Carr pass incomplete short left to M.Hollins [S.Joseph].

2-10-LAC 48 (6:07) (Shotgun) J.Jacobs left tackle to LAC 42 for 6 yards (D.James).

3-4-LAC 42 (5:23) (Shotgun) D.Carr pass short left to D.Adams pushed ob at LAC 30 for 12 yards (M.Davis).

Los Angeles Chargers challenged the pass completion ruling, and the play was REVERSED.

(Shotgun) D.Carr pass incomplete short left to D.Adams (M.Davis).

4-4-LAC 42 (5:20) A.Cole punts 33 yards to LAC 9, Center-T.Sieg, fair catch by D.Carter.

Los Angeles Chargers at 5:12

1-10-LAC 9 (5:12) (Shotgun) A.Ekeler right guard to LAC 15 for 6 yards (J.Brown, S.Webb). LV-J.Brown was injured during the play.

2-4-LAC 15 (4:45) (Shotgun) J.Herbert pass short right to G.Everett pushed ob at LAC 33 for 18 yards (D.Harmon). P19

1-10-LAC 33 (4:38) (Shotgun) J.Herbert pass short right to J.Palmer ran ob at LAC 41 for 8 yards (N.Hobbs).

2-2-LAC 41 (4:33) (Shotgun) J.Herbert pass short left to G.Everett to LV 43 for 16 yards (J.Tillery; A.Robertson) [B.Nichols]. P20

1-10-LV 43 (3:50) (Shotgun) A.Ekeler right tackle to LV 44 for -1 yards (D.Perryman, B.Nichols).

2-11-LV 44 (3:12) (Shotgun) J.Herbert pass short right to A.Ekeler to LV 42 for 2 yards (J.Tillery, D.Perryman).

Timeout #1 by LV at 02:52.

3-9-LV 42 (2:52) (Shotgun) J.Herbert pass incomplete deep middle to K.Allen [I.Pola-Mao].

4-9-LV 42 (2:48) (Shotgun) J.Herbert pass incomplete deep right to D.Carter.

Las Vegas Raiders at 2:42

1-10-LV 42 (2:42) J.Jacobs left tackle to LV 46 for 4 yards (S.Joseph; D.James). LAC-S.Joseph was injured during the play.

Timeout #2 by LAC at 02:37.

2-6-LV 46 (2:37) J.Jacobs right end to LAC 48 for 6 yards (N.Adderley). R21

Timeout #3 by LAC at 02:29.

Los Angeles Chargers vs Las Vegas Raiders at Allegiant Stadium

1-10-LAC 48 (2:26) J.Jacobs left guard to LAC 45 for 3 yards (J.Gaziano; N.Adderley).

Two-Minute Warning

2-7-LAC 45 (2:00) J.Jacobs up the middle to LAC 42 for 3 yards (K.Mack; T.Reeder).

3-4-LAC 42 (1:16) J.Jacobs up the middle to LAC 40 for 2 yards (J.Gaziano).

Timeout #2 by LV at 00:31.

4-2-LAC 40 (:31) A.Cole punts 30 yards to LAC 10, Center-T.Sieg. downed by LV-L.Masterson.

Los Angeles Chargers at 0:22

1-10-LAC 10 (:22) (Shotgun) J.Herbert pass incomplete short left to J.Palmer.

2-10-LAC 10 (:17) (Shotgun) J.Herbert pass deep left to K.Allen to LAC 23 for 13 yards [C.Jones]. Lateral to A.Ekeler ran ob at LAC 37 for 14 yards (A.Robertson). P21

1-10-LAC 37 (:08) (Shotgun) J.Herbert pass short left to D.Carter to LV 49 for 14 yards (S.Webb). P22

END OF QUARTER

	Score	Time Poss	First Downs				Efficiencies	
			R	P	X	T	3 Down	4 Down
Los Angeles Chargers	20	9:07	1	7	1	9	1/4	2/3
Las Vegas Raiders	27	5:53	1	2	0	3	0/3	0/0

Miscellaneous Statistics Report

Los Angeles Chargers vs Las Vegas Raiders
12/4/2022 at Allegiant Stadium

Ten Longest Plays for Los Angeles Chargers

Yards	Qtr	Play Start	Play Description
35	4	4-12-LV 35	(8:44) (Shotgun) J.Herbert pass deep right to K.Allen for 35 yards, TOUCHDOWN.
27	4	2-10-LAC 10	(:17) (Shotgun) J.Herbert pass deep left to K.Allen to LAC 23 for 13 yards [C.Jones]. Lateral to A.Ekeler ran ob at LAC 37 for 14 yards (A.Robertson).
19	3	1-10-LAC 24	(14:15) J.Herbert pass short left to G.Everett pushed ob at LAC 43 for 19 yards (T.Moehrig).
18	2	2-15-LAC 48	(1:12) (No Huddle, Shotgun) J.Herbert pass short left to A.Ekeler pushed ob at LV 34 for 18 yards (S.Webb). LV-C.Jones was injured during the play. His return is Questionable.
18	4	2-4-LAC 15	(4:45) (Shotgun) J.Herbert pass short right to G.Everett pushed ob at LAC 33 for 18 yards (D.Harmon).
16	2	1-10-LAC 37	(1:41) (No Huddle, Shotgun) J.Herbert pass short right to K.Allen ran ob at LV 47 for 16 yards (N.Hobbs).
16	4	2-2-LAC 41	(4:33) (Shotgun) J.Herbert pass short left to G.Everett to LV 43 for 16 yards (J.Tillery; A.Robertson) [B.Nichols].
15	3	3-7-LAC 46	(12:54) (Shotgun) J.Herbert pass short left to J.Palmer to LV 39 for 15 yards (N.Hobbs).
15	3	1-10-LAC 20	(10:46) (Shotgun) J.Herbert pass short right to M.Bandy ran ob at LAC 35 for 15 yards (D.Harmon).
15	4	1-10-LV 48	(10:13) (Shotgun) J.Herbert pass short left to A.Ekeler pushed ob at LV 33 for 15 yards (S.Webb).

Ten Longest Plays for Las Vegas Raiders

Yards	Qtr	Play Start	Play Description
45	3	1-10-LAC 45	(11:01) (No Huddle, Shotgun) D.Carr pass deep middle to D.Adams for 45 yards, TOUCHDOWN.
36	2	1-10-LV 25	(:27) (Shotgun) D.Carr pass deep middle to D.Adams to LAC 39 for 36 yards (B.Callahan).
32	2	2-10-LV 21	(5:02) (Shotgun) D.Carr pass deep right to F.Moreau to LAC 47 for 32 yards (D.Tranquill).
31	3	1-10-LAC 31	(14:36) (Shotgun) D.Carr pass deep left to D.Adams for 31 yards, TOUCHDOWN.
20	2	2-1-LAC 20	(7:57) J.Jacobs right tackle for 20 yards, TOUCHDOWN.
19	2	2-10-LV 37	(10:57) (Shotgun) D.Carr pass deep middle to D.Adams to LAC 44 for 19 yards (M.Davis).
16	3	1-10-LV 44	(4:48) D.Carr pass short left to D.Adams to LAC 40 for 16 yards (A.Samuel).
15	4	2-10-LV 25	(8:28) D.Carr pass short right to D.Adams to LV 40 for 15 yards (N.Adderley).
14	2	3-9-LAC 43	(9:29) (Shotgun) D.Carr pass short left to M.Hollins to LAC 29 for 14 yards (B.Callahan).
14	3	1-10-LAC 29	(1:52) J.Jacobs left guard to LAC 15 for 14 yards (K.Murray; K.Mack).

Touchdown Scoring Information

		Offense	Defense	Special Teams
VISITOR	Los Angeles Chargers	1	1	0
HOME	Las Vegas Raiders	3	0	0

Player Scoring Information

Club	Player	TD	Rush TD	Rec TD	KO TD	Punt TD	Int TD	Fum TD	Misc TD	FG	XP	2Pt Rush	2Pt Rec	Sfty	Points
LAC	C.Dicker	0	0	0	0	0	0	0	0	2	2	0	0	0	8
LAC	K.Allen	0	0	1	0	0	0	0	0	0	0	0	0	0	6
LAC	B.Callahan	0	0	0	0	0	1	0	0	0	0	0	0	0	6
LV	D.Adams	0	0	2	0	0	0	0	0	0	0	0	0	0	12
LV	D.Carlson	0	0	0	0	0	0	0	0	2	3	0	0	0	9
LV	J.Jacobs	0	1	0	0	0	0	0	0	0	0	0	0	0	6

Possession Detail

	First Half		Second Half		Game	
	Visitor	Home	Visitor	Home	Visitor	Home
Largest Lead	10	0	0	14	10	14
Drives Leading	3	0	1	5	4	5
Time of Possession Leading	8:52	0:00	0:24	15:02	9:16	15:02
Largest Deficit	0	-10	-14	0	-14	-10
Drives Trailing	0	4	5	0	5	4
Time of Possession Trailing	0:00	9:25	14:34	0:00	14:34	9:25
Times Score Tied Up		1		0		1
Lead Changes		2		1		3

Z Bailey

G

4 13% T Sieg
J Simpson

LS
G

10 33%
6 20%

The background is a solid blue color with a repeating pattern of the words "BOLT UP" in a bold, sans-serif font. Each word is accompanied by a lightning bolt icon. The pattern is offset in a grid, creating a textured effect.

FEATURE STORIES

TABLE OF CONTENTS



LOS ANGELES CHARGERS.....	3
Chargers' Brandon Staley: The math, mindset behind NFL's most aggressive coach.....	3
Ficken Changing Culture of Bolts Special Teams Unit.....	6
Business Fridays: Chargers find levity in end-of-week tradition.....	8
Inside the Chargers' defensive infusion: 'They fit the way we want to play'.....	9
How the 2022 Los Angeles Chargers are trying to keep the Super Bowl trophy local.....	11
Physicality: A Look Inside the Chargers 2022 Mindset.....	13
Los Angeles Chargers' new pass-rush duo of Khalil Mack, Joey Bosa bonding quickly.....	15
Chargers coach Brandon Staley fulfills a dream with trip to Wimbledon.....	16
Chargers begin groundbreaking moves with Super Bowl in mind.....	16
Chargers hope improvements on defense make them contenders.....	18
Chargers Participating in 'NFL Diversity in Sports Medicine Pipeline Initiative'.....	18
FMIA: Chargers Anime.....	19
Los Angeles Chargers' draft not flashy, but necessary after splashy offseason start.....	20
Getting to know the 5 additions to Brandon Staley's Chargers coaching staff.....	21
BRANDON STALEY.....	23
FMIA: Brandon Staley Isn't Changing Who He Is Despite '21 Finish.....	23
Chargers trade for Khalil Mack is a deviation from their norm — and hints at Brandon Staley's influence.....	25
Staley's journey: Chargers coach's cancer battle defined him.....	26
Unlikely interview set Brandon Staley on journey from St. Thomas to head coach of the Chargers.....	27
Column: Well versed on Chargers curse, Brandon Staley might be the coach to end it.....	28
Chargers' new leader a family man: 'I am from the Bruce and Linda Staley coaching tree'.....	29
A brother's promise and the D-II season that led Brandon Staley to the Chargers.....	30
Mom's influence inspires ex-Flyer's meteoric rise to NFL head coach.....	32
JOE LOMBARDI.....	34
Chargers offensive coordinator Joe Lombardi believes the wait was worth it.....	34
New Chargers coordinator Joe Lombardi looks to build offense around Justin Herbert.....	34
Chargers' Joe Lombardi eager to build an offense around Justin Herbert.....	35
RENALDO HILL.....	37
Chargers' new defense leader Renaldo Hill is well-coordinated with Brandon Staley.....	37
New Chargers DC Renaldo Hill excited to reunite with Brandon Staley.....	37
JOEY BOSA.....	39
Chargers' revamped defense has huge edge with Khalil Mack, Joey Bosa end to end.....	39
Joey Bosa enjoying learning and exploring Los Angeles Chargers' new defense.....	40
Chargers Edge Rusher Joey Bosa Put Mental Health Recovery Over Football in Offseason.....	40
DeANDRE CARTER.....	43
Onetime substitute teacher DeAndre Carter looking to school foes on kick returns.....	43
With Keenan Allen sidelined, journeyman DeAndre Carter deftly fulfilling promise made to late brother.....	43
MICHAEL DAVIS.....	45
Chargers' Michael Davis' Latino Heritage Month message: 'Just be proud of who you are'.....	45
AUSTIN EKELER.....	46
How I Take an L: Austin Ekeler.....	46

JUSTIN HERBERT	47
Justin Herbert is the franchise quarterback who might finally redefine Charging	47
Justin Herbert's critical third year: Why the Los Angeles Chargers QB is ready for this moment	48
Justin Herbert Is Known for His Arm. But His Mental Game May Be Even Better.	49
The magic and mystery of Los Angeles Chargers quarterback Justin Herbert	51
Step by step: Herbert focusing on footwork going into Year 3.....	53
Chargers' Justin Herbert: 'I need to be the best quarterback that I can be'	54
Facing pressure appears to be old hat for young Chargers quarterback Justin Herbert	55
Justin Herbert, Chargers' new offense could thrive thanks to his study skills	56
The Real-Life Diet of Chargers Quarterback Justin Herbert, Who Lives on Subway Sandwiches	58
Justin Herbert's misinterpreted personality becomes Chargers' gain	58
Chargers' Justin Herbert learning he can't let the perils of running in the NFL slide	60
J.C. JACKSON	61
His family was scared he'd go to prison. How J.C. Jackson kept his NFL dream alive	61
DERWIN JAMES JR.	64
Once called 'Pooh Bear,' Derwin James Jr.'s Florida legacy began with famous father	64
'He can do it all': Derwin James remains a rare constant for Chargers defense	66
The comeback story of Chargers' Derwin James: 'I'm coming back to be dominant'	67
Why Derwin James Jr. is NFL's most unique defensive player: 'Mr. Versatility' set to do it all for Los Angeles Chargers' defense	69
ZION JOHNSON.....	70
How a bus driver nudged Zion Johnson on his unlikely path to the Chargers.....	70
Zion Johnson reveals inside info on journey to become Chargers' new starting guard.....	72
SEBASTIAN JOSEPH-DAY	73
Sebastian Joseph-Day brings a load of experience to middle of Chargers' defense.....	73
KHALIL MACK	74
How Khalil Mack's family helped him annihilate his 'soft' reputation.....	74
How the Bears and Chargers became perfect trade partners for Khalil Mack	76
New Chargers defender Mack happy to be reunited with Staley	78
Chargers coach Brandon Staley, linebacker Khalil Mack were a dynamic duo before.....	79
KENNETH MURRAY JR.	80
Los Angeles Chargers' Kenneth Murray Jr. playing with heavy heart in aftermath of brother's death	80
JOSHUA PALMER.....	81
With his friend's health on his mind, Joshua Palmer aiming for bigger Chargers role.....	81
DONALD PARHAM JR.	82
Chargers' Donald Parham Jr. on injury: 'A life-flashing-before-your-eyes kind of thing'	82
TREY PIPKINS	84
Chargers tackle Trey Pipkins eyes starting job after productive offseason	84
CHRIS RUMPH II.....	85
Chris Rumph II Explains 'Invaluable' Situation Entering 2022 Season	85
RASHAWN SLATER.....	87
Chargers rookie Rashawn Slater's football love affair: 'The sacrifices only made it grow fonder'	87
DRUE TRANQUILL.....	90
For Chargers' Drue Tranquill, prosperity has been a slow process	90
Chargers' Drue Tranquill emerges as the defense's 'heart and soul'	90
MIKE WILLIAMS	92
'He gave everything he had': How Mike Williams earned his extension with the Chargers	92
Mike Williams credits Chargers' coaching staff for throwing new contract his way	92

LOS ANGELES CHARGERS

Chargers' Brandon Staley: The math, mindset behind NFL's most aggressive coach

By Daniel Popper
The Athletic
August 15, 2022

COSTA MESA, Calif. — Brandon Staley is sitting on a couch in his corner office at the Chargers' facility, freshly brewed coffee in hand. He is wearing a casual offseason outfit — sneakers, shorts, a thin baby blue dri-fit hoodie and a black BNP Paribas Open hat.

He considers a question about the value of understanding mathematical advantages.

"There's a really powerful part of this book that has stayed with me ..."

Staley stands up and walks over to the bookcase along the back wall of the office, next to his desk. He kneels and scans the shelf with his index finger until he finds what he is looking for — "The Undoing Project" by Michael Lewis. Staley pulls it out and starts flipping through the pages as he walks back to the couch and sits down again. With the book resting on his lap, he turns page after page, searching for a specific passage.

His goal here is to teach — he is the son of educators, after all. His mother, Linda, who died in 2004 after a long battle with breast cancer, taught sixth-grade English. His father, Bruce, taught fourth grade for a few years before starting a second career.

The only noise in the office is the flip, flip, flip of turning pages until Staley finds the passage he is looking for and reads aloud. "The new definition of a nerd," he recites. "A person who knows his own mind well enough to mistrust it."

He looks up.

"Your instincts aren't better than everybody on Earth," Staley says. "Do I think one of the big reasons why I became the head coach of the Chargers is because I've got instincts? Yes.

"But do I think that when it comes to making these premium decisions in the heat of the moment that, man, my instincts are so much better than everybody else, and I would do a perfect job if I didn't have any information? There's just no way."

For most of football history, coaches have made game-management decisions using nothing more than tradition and gut feelings. Staley is as well versed in this history as any person on the planet. He is a walking football encyclopedia. He has read Bill Polian's "Super Bowl Blueprints" cover to cover more times than he can count.

Staley is also determined to find advantages wherever he can, to better his team and give his players the best opportunities to be successful, even if it means admitting what he does not know. Staley sees a potential advantage in the admission — and in acquiring as much information as he can from as many resources as possible, in knowing his own mind well enough to mistrust it.

We are discussing fourth downs, opportunities gained and lost in an eventful 2021 season that fell just short, and the dreaded, polarizing word that has caused arguments and outrage across sports for most of this century.

Analytics — people in and around football spend countless hours dissecting the topic. But when the dissection happens, analytics are rarely defined as what they actually are: more information.

"I think the problem with 'analytics,' when you use that word, immediately somebody is feeling something, and they shouldn't be," Staley says. "If it was another term that people were more comfortable with, then there would be a different response. But analytics has ... it's like, well, it doesn't belong in ball. It belongs in the CIA. It belongs in investment banking. It doesn't belong in sports. And that's not true. Information has been how people have been making judgments in this game since Paul Brown and Vince Lombardi were coaching.

"What we try to do is try to use data to make better decisions."

For Staley, that process started in the winter of 2021, before he went for it on fourth down at a higher rate than any coach in the league, before his in-game decisions helped propel the Chargers to the cusp of the postseason and before the fierce backlash of the NFL world came crashing down on the then-rookie head coach when his team came up one win (or tie) short.

Staley believes in math, but he also acknowledges there is a part of the game numbers cannot and may never be able to quantify. Mindset. Emotions. Effort. The human element. And the driving force in Staley's approach to in-game decision-making was rooted in that understanding.

"There has to be a fearlessness to play in this game, and what I wanted to establish was that," Staley says. "The history of this team when I got here, it was like someone's going to get hurt, they're going to blow a lead, something catastrophic is going to happen. There's this 'Charger' thing. There's all of these external factors that I know in my life, they're just all excuses. They're just all excuses.

"And so, how do you change that? Well, you have to do things different, you have to have a different approach. ... Our mindset's going to be on us, it's not going to be on the opponent. It's going to be on us. So creating that fearless mindset of, we are going to be aggressive, we're going to put the ball in our hands, we're going to trust our guys to make plays.

"If we lose, we're going to do it on our terms, not someone else's terms."

It was crucial to Staley to instill that mindset in all of his players. But it was most crucial for his rising star quarterback Justin Herbert, who was set to enter his second pro season after an eye-opening rookie campaign. Whether he failed or succeeded, Herbert needed to experience the pressure. He needed to face the do-or-die realities of the NFL head on.

"The first person that I was thinking about was Justin. I wasn't thinking about anything or anybody else," Staley says. "For me, I came into this and I said, I know I have a special quarterback. I also know part of my responsibility is to train him. Part of my responsibility is to get him ready. And I also know that if I take the ball out of his hands, I know what that's going to do, too.

"For him to grow and be as good as he's going to be, he needs to be in these pressure-packed moments. Whether he throws it or not, it's not the point. It's that the ball is in his hands, it's in our hands as a team, and that is where it all started for me."

For his vision to be executed, Staley felt he needed to institute a clear plan for streamlined communication on game days.

Only six people would be involved in game-management discussions on the headsets. Staley and his three coordinators — offensive coordinator Joe Lombardi, defensive coordinator Renaldo Hill and then-special teams coordinator Derius Swinton — plus two staffers devoted exclusively to game-management strategy, director of football research and analytics Aditya Krishnan and offensive assistant Dan Shamash, who had previous game management experience on Anthony Lynn's staff. (Shamash was hired away in the offseason by Robert Salah to be the Jets' situational football and game management coordinator.)

"Those (six) people are in complete alignment in terms of how we're going about these decisions," Staley says. "You don't have time to have a big powwow. You don't have time to have this intricate back and forth on a headset during a game."

Next, Staley constructed the mechanics of the fourth-down decision-making in a "yes, unless" system.

At the start of each series of downs on offense, win-probability models from the Chargers football research department would indicate the number of yards the offense would have to gain on first, second and third down to make it a go-for-it — or "green," in the team's lexicon — decision.

Say the Chargers have a first-and-10 from their own 40-yard line. And say the model indicates that they would increase their win probability by going for it on fourth down as long as they have 4 or fewer yards to gain. That information is communicated to all relevant parties, including Lombardi. Lombardi can then call plays on first, second and third down knowing that if he gets to fourth-and-4 or less, the Chargers are going for it — unless Staley says otherwise.

"You can be a better decision-maker if you have things modeled ahead of time," Staley says. "You have to go into the game with a plan, and then that way you're saying, 'No,' as opposed to deciding yes or no. I'm going into it saying, we're doing this unless."

With the infrastructure built, the Chargers entered the 2021 season.

"It's not just about that one down on fourth down," Staley says. "It's what happened on the previous three. And that changes the way you play, and it changes the way they have to play you. And that's what I wanted to do, was use mindset and math to our advantage."

Back in his office, Staley is quoting "The Mighty Ducks."

He references a scene from the 1992 classic in which protagonist Gordon Bombay, a defense attorney who takes over coaching a youth hockey team to fulfill a court-mandated community service sentence, is talking to one of his players, Charlie Conway. Bombay was a star player as a kid, and he rehashes a painful childhood memory of a potential winning penalty shot hitting the post in a championship game.

"A quarter of an inch this way and it would have gone in," Bombay says in the scene. "A quarter of an inch, Charlie!"

"Well, yeah," Charlie replies, "but a quarter of an inch the other way and you would have missed completely."

Staley recites the exchange nearly word for word from memory as he discusses the 2021 Chargers season, when Los Angeles missed the playoffs after losing three of its final four games, including two losses in prime time.

They entered their Week 15 Thursday night game against the Chiefs with a chance to take over first place in the AFC West but fell in overtime after going for it on five of their six fourth downs, only converting twice.

Three weeks later, in the final game of the season at Las Vegas on Sunday night, the Chargers had a chance to make the playoffs with a win or tie. They lost to the Raiders in overtime. They went for it on seven of their 12 fourth downs, though five of those came in desperation situations in the fourth quarter and overtime.

One failed attempt — a third-quarter fourth-and-1 from the Chargers' own 18-yard line when Austin Ekeler was dropped for a 2-yard loss on a run — was a sticking point in the Monday morning quarterbacking that followed. And the failed fourth downs in prime-time games became the lasting images for what had been a promising season.

"I take full responsibility for those two games," Staley says. "There's nobody that was more devastated, that was more crushed by us losing. We're going to learn a lot from those two games. But we're going to learn a lot from all the games that we played in."

That includes wins over the Chiefs (Week 3), Raiders (Week 4), Browns (Week 5), Eagles (Week 9) and Bengals (Week 13), in which the offense went a collective 9-for-12 on fourth down.

"You have to accept it can go both ways," Staley says. "And you're ready for it."

In total, the Chargers went for it on 34 of 108 fourth downs across 17 games — a 31.5 percent go rate that was the highest in the league. Despite the high rate, the Chargers were tied for fourth in fourth-down conversion rate at 64.7 percent, making them the only team in the league with a go rate over 25 percent and a conversion rate over 60 percent.

The Chargers were highly productive on all fourth downs, despite having one of the worst punt units in the league and a field goal unit that only found its footing over the second half of the season after the team replaced kicker Tristan Vizcaino with Dustin Hopkins.

Expected points added (EPA), widely used to measure and compare efficiency in all three phases, uses historical situational data — like down, distance, score and time of game — to produce a point total a team is expected to produce on a given play. After that play, a new expected points total can be calculated based on the same factors. By subtracting the second total from the first total, you are left with the number of expected points produced on a single play.

The Chargers ranked third in the league in EPA/play on fourth downs — by going for it, punting and attempting field goals — despite ranking 25th in total EPA on punts and 16th in total EPA on field goals, according to TruMedia.

"I don't think I'm smarter than everybody else," Staley says. "I believe in myself. I believe in how we do things."

Imagine you are a contestant on "Who Wants to Be a Millionaire?" You have made it to the final question. One more correct answer and you win \$1 million. The question pops up, along with your four possible multiple choice options. You are stumped. You have no clue. Luckily, you have kept one of your lifelines — phone a friend.

Now answer this: Do you make the call to get someone else's opinion? What is the downside in gathering as much information as possible before making your million-dollar decision?

The same logic should apply to any decision — even the ultra-high-stakes ones NFL head coaches must make every week in the fall: the more information, the better. And that is where the Chargers football research department comes in.

At the time of his hiring, the Chargers only had one full-time analytics staffer in the building, Krishnan, whom they hired from the Browns as director of football research in March 2020. In July 2021, the Chargers hired Alex Stern, a former consultant for the University of Virginia football team who was a finalist at the 2020 NFL Big Data Bowl — the league's annual analytics contest — and an honorable mention in 2021.

"When you say analytics, it's like, well, that's an outsider's view of the game," Staley says. "But there are people that really care about the game that are really smart. They may not be a coach, they may not be a player, they may not be an executive or front office, but they have a real place in the game."

Krishnan and Stern are responsible for producing the weekly game-specific win probability models Staley uses to inform the team's strategic decisions. The models include myriad factors, like score, time of game, down, distance, weather conditions, adjusted point spread, injury reports and histories, opposing quarterback, home vs. road game, kicking and punting efficiency and more.

The models give Staley a mathematical indication of how much value the Chargers are gaining inherently in a fourth-down decision, before the play happens. That failed fourth-and-1 from the season finale in Las Vegas is a worthy example. And we can use Ben Baldwin's fourth-down bot — an open source win probability model — as a framework.

Inputting the relevant parameters — score (Chargers down 3), quarter (third), time remaining (8:57), field position (own 18), and yards to go (1) — Baldwin's win probability model gave the Chargers a 41 percent chance of winning the game if they punted. If they successfully gained that yard and converted the fourth down, their chances of winning the game would jump to 49 percent. If they failed to convert, their chances of winning the game would fall to 32 percent.

The next step is calculating the chances the Chargers have of converting the fourth-and-1. In this case, Baldwin's model gave the Chargers a 71 percent chance of converting this fourth down. (For context, the league average conversion rate on fourth-and-1s was 68.1 percent last season.)

Next, take the difference in win probability between a successful conversion and a failed conversion — in this case, 17 percent or .17. Multiple that by the probability of conversion — 71 percent or .71 — and you get 12 percent. Add that to the win probability in the case of a failed conversion — 32 percent + 12 percent — and you get 44 percent, three percentage points higher than the win probability if the Chargers punted.

In other words: According to Baldwin's model, the Chargers had a 3 percent better chance of winning the game by going for it than by punting.

The Chargers' team-specific and game-specific models are more nuanced than Baldwin's more general model that calculates win probability for every fourth-down decision from every game all season. More factors come into play — weather, kicking situations, opposing quarterback metrics, injury reports and history, etc. The Chargers also tailor their models based on how Staley wants to play in a given week, either more conservative or more aggressive.

The win probability figures are relayed to Staley and the rest of the coaches involved in game management at the beginning of a new series of downs — the "yes, unless" system — as opposed to fourth down. Staley then has final say and can do whatever he sees fit. There is no chart or sheet, just more information put into the headset of the head decision-maker. And while he trusts the math, there is always more to the decision than just numbers. That was the case with the fourth-and-1 decision in Las Vegas, too.

"When we make this, we're going to tell that team, 'This is our game to win, not yours,'" Staley remembers thinking in that moment. "It's our game to win."

Mindset, then math.

Most often, those two things aligned. According to Baldwin's model, Staley faced 17 fourth-down decisions in which he would gain at least 3 percent in win probability by going for it. He went for it on 12 of those decisions. The Chargers failed to convert four of those 12 fourth downs, including Ekeler's run against the Raiders. Staley says he is not so process-oriented that he "can be immune to the result."

"You can't be blind and say, 'Oh man, I'm so proud of that decision. It didn't work out, but I can live with that,'" he says. "There's a reality to the result. And I think as a leader, you do have to factor that in, because there's this thing called morale and buy-in that really matters. And that's something that you have to take very seriously, and that's something that is incumbent upon me to communicate to our entire team and make sure that you don't ever cross that line."

Buy-in. Morale. Mindset. The unquantifiable human element of the game.

"It's not about me," Staley says. "The mindset, it's not about one person. It's about our team."

The loss in Las Vegas showed both sides of this coin. The fourth-and-1 attempt was the right mathematical decision. But even Staley now admits that he noticed a letdown from his offense after the failed Ekeler run, and the Chargers went three-and-out on their next two possessions.

In the fourth quarter, though, the Chargers, led by Herbert, staged an epic comeback, storming back from 15 points down with 8:23 remaining. Joey Bosa sacked Derek Carr on a third-and-6 to force a punt in the Raiders' final possession of regulation, then Herbert tied the game with a 12-yard touchdown pass to Mike Williams on the final play of regulation. Herbert had a perfect passer rating on fourth down in the game

For Staley, his vision for forging an unflappability among his players had been realized in this comeback.

Even if it ultimately fell short, does it happen if Staley does not prioritize a fearless mindset in his players from his very first day on the job? There is no mathematical model in the world that can answer that question.

"For me, coming here to this team and what I had heard about this team. I knew that mindset was something that I was going to have to establish — and that I wanted to establish," Staley says, "And I think we're in the process of doing it."

Staley is reading another passage from "The Undoing Project."

"Lung cancer proved to be a handy example," he quotes. "Lung cancer doctors in the early '80s faced two unequally unpleasant options: surgery or radiation. Surgery was more likely to extend your life, but unlike radiation, it came with the small risk of instant death.

"When you told people that they had a 90 percent chance of surviving surgery, 82 percent of the patients opted for surgery. But when you told them that they had a 10 percent chance of dying from the surgery, which was of course just a different way of putting the same odds, only 54 percent chose the surgery."

He looks up.

"I think that's a big part of the language of football," he says. "Think about science itself. Sports does an even worse job of framing. People don't always have a good reference point to help them frame some of these decisions."

Staley starts scanning again, flipping pages, reading sentences to himself under his breath. Then he finds another passage he wants to share.

"The understanding of numbers is so weak that they don't know how to communicate anything," he reads aloud. "Everyone feels that those probabilities are not real."

He looks up again.

"That's the real issue," he says. "They don't think these probabilities are real."

But they are. And they could be the difference between winning and losing.

"Facts are what bring people together," Staley says. "When I tell J.C. Jackson that a wide receiver catches 90 percent of his passes outside the numbers, that math should matter to him. When I tell Justin Herbert that over 70 percent on third-and-4-to-6, they pressure, that should matter to him. That math should matter to them. It doesn't mean that on those 4-to-6s it's always going to be pressure and vice-versa. But it's part of the calculation."

Staley held exit interviews with his players, the people who brought his mindset to life, in his office after the season. Veterans came in and delivered Staley a message, as he recalls: "Don't you ever change. Don't you even think about it."

Staley had hoped to build belief among his players. And as the Chargers turn to a new season, one with Super Bowl aspirations buoyed by a defensive overhaul, it is that belief that permeates. The returning players have it. The new faces — like Jackson, Khalil Mack, Sebastian Joseph-Day, Kyle Van Noy and Bryce Callahan — want to be a part of this team because of it.

"Where we are now, we are different because of that. It's the mindset that got us here," Staley says. "This is a different group out here than last year, and it's not just because of the additions. It's because of what we accomplished last year and what we didn't accomplish."

Ficken Changing Culture of Bolts Special Teams Unit

By Eric Smith
Chargers.com
November 10, 2022

Truth be told, Ryan Ficken wasn't even worried about himself as he prepared to transition from the only NFL organization he'd ever known.

The Chargers hired Ficken in February, less than a month after he had just completed his 15th season with the Vikings.

Ficken had held a handful of roles in Minnesota, serving as the assistant running backs coach, assistant wide receivers coach and assistant special teams coach before spending the 2021 season as the special teams coordinator.

Now, Chargers Head Coach Brandon Staley wanted him to come lead the Bolts special teams group.

Ficken was excited for the chance, but only after consulting with his family. Ficken and his wife have three children — two boys and a girl — and he knew the move would affect all of them.

"My family was the most important aspect," Ficken said. "We knew it wasn't going to be an easy transition because Minnesota was home for us.

"But doing our research and talking to Coach Staley and the Spanos family and [Chargers General Manager] Tom Telesco ... they made it feel like home and made that transition a lot easier," Ficken continued. "Knowing the culture they're trying to build here, it made it a lot easier for us. And then once we got here, the way they've treated us, it's really helped out a lot.

"Everything we thought it'd be, it's that and more," Ficken added. "Now that we're here, I just want us to win games."

The Ficken family has settled in nicely to Southern California. Ten-year-old Wyatt celebrated his birthday earlier this week, while 6-year-old Gianna and 3-year-old Jonathan have adapted well.

And Ficken is thriving in his new role, helping elevate a unit that has certainly had its fair share of ups and downs over the years.

Staley said Ficken has "really just transformed our special teams culture."

He added: "I think making everybody on our team, including coaches, just included in that, building that team culture in that everyone has a role that is important."

On the field, the Bolts special teams group has had a hand in helping the team get to 5-3 at the midway point of the season.

The Chargers punt coverage team is tops in the league, allowing just 3.0 yards per punt return (36 yards on a dozen returns).

That unit put the Bolts in position to win in Week 6 on Monday Night Football when Ja'Sir Taylor forced a muffed punt that Deane Leonard recovered. Four plays later, Dustin Hopkins sealed the win with a walk-off field goal.

The Chargers also rank in the top-10 in punt return yardage, and both kickoff units have been solid.

JK Scott has also revitalized his career under Ficken. The Bolts punter knew of Ficken from afar when they both resided in the NFC North, but jumped at the chance to work with him this spring as a free agent.

"Any opportunity I got was going to be a blessing for me," said Scott, who doesn't have a touchback this season. "But when I heard the Chargers were interested and reached out to my agent, Coach Ficken was the first one to call me.

"He told he'd been following me and that he wanted to bring me in," Scott said. "That was awesome to feel that welcome."

And then there's the kicking situation, where the Bolts will once again use their third kicker of the season Sunday in San Francisco.

Hopkins is dealing with a hamstring injury he suffered in Week 6, when he kicked four field goals on the way to AFC Special Teams Player of the Week.

Hopkins had missed the previous game with a quad injury, which meant Taylor Bertolet made his NFL debut in Week 5. All he did was make all three field goals in his NFL debut, critical points in a 30-28 win over the Browns.

But Bertolet was injured last week in practice, which meant Cameron Dicker was the latest man up at that spot. Dicker was unfazed in his Bolts debut in Atlanta, nailing a walk-off winner from 37 yards out at the buzzer in a 20-17 win.

Dicker then earned AFC Special Teams Player of the Week honors, making the Chargers — yes, the Chargers — the first team in NFL history to have two different kickers win that award.

Ficken chuckled when asked about the turnover at that spot this season.

"That's probably a record [number of kickers] for a lot of coaches," Ficken said with a laugh. "But we've been very fortunate that these three guys are all great character guys.

"We were lucky they were available, and each of them have handled it with such poise," Ficken added.

Ficken has adjusted on the fly in his first season with the Bolts, something he learned quickly while with the Vikings.

He spent eight seasons as Minnesota's assistant special teams coordinator, giving him plenty of time to craft his own approach when he got the lead role one day.

"It's more about being able to evolve because you have different players. But now people have [film] on us, what we do, tendencies," Ficken said. "Now I'm able to anticipate things a little bit more, look at things with a critical eye.

"[In Minnesota], I tried to put myself in situations where I was like, 'Alright, what would I do in this situation?' It kind of helped me get here," Ficken added.

One area where Ficken and assistant special teams coordinator Chris Gould have excelled, according to Staley, is getting contributions from the latter portion of the roster.

"What you have to do as special teams coordinators now in the NFL is you have to develop young players," Staley said. "That's such an integral part of your team is taking these young players who have maybe not played special teams very much in college and getting them up to speed, fundamentally, in understanding the pro game.

"I think that they are both excellent teachers. They set great examples," Staley added.

Chargers fullback Zander Horvath is one of the handful of young players Ficken has helped bring along this season.

Horvath plays on multiple phases of special teams, and said this week that he feels confident and prepared going into each game under Ficken's leadership.

"It's different with every guy, but he relates to you. You can go up to his office anytime and even if he's doing something, he'll stop and help with whatever you need," Horvath said. "That's great to be able to have. Just a good guy overall with great morale.

"He breaks everything down. He'll go over every play we're installing, and every position, too," Horvath later added. "If you have questions, he'll stop the meeting and make sure you understand it before we get on the field so you're not messing it up there. We make sure it's all set in stone in the meeting."

Scott echoed Horvath's sentiments.

"He's impacted us in a really positive way," Scott said. "He's done a really good job of setting the tone and creating culture. He's really good at bringing out the best in each guy.

"From a specialist standpoint, he's great at seeing what our strengths are and then using them for the advantage of the team," Scott added. "He's done a great job, man. It's been such a fun season so far."

Ficken credited Gould for helping him cultivate talent and contributions up and down the roster.

"It depends what their learning curve is, and if they've played a lot of teams or not," Ficken said of his teaching approach. "But it's a testament to the players because they want to be great, which allows us to pile on more.

"But [Gould] does a great job of getting those guys ready for certain situations. Him and I are a team," Ficken added. "It's just a matter of being open with players, being transparent and firm. Let them know what your expectations are and keep them accountable to it."

At 5-3, the Bolts find themselves in the thick of the AFC playoff picture with 10 games left.

And while who knows what the home stretch will bring, Ficken's leadership and impact has delivered a calm presence to a unit that has been erratic at times in recent seasons.

Staley said: "We're halfway through the season, almost, but as you guys have seen, it's a much different looking movie out there."

Ficken is appreciative of his time in Minnesota, and noted he wouldn't be as prepared as he is if not for the 15 seasons he spent in purple.

But he took on a new challenge with excitement and enthusiasm, even if it meant moving his family halfway across the country.

"I wanted to make sure we created an environment where we're very transparent and honest. But the biggest thing I wanted to do was create leadership on special teams," Ficken said. "This is about them, not me or anyone else. It's about the team and the players. I wanted them to have a say in it.

"We have helped our team with a goal of winning games," Ficken added. "There's a lot of plays in a game, but we just have a hand in it. This is the greatest team game there is, but we can contribute in the right direction."

So far, the Chargers special teams has done exactly that.

Business Fridays: Chargers find levity in end-of-week tradition

By Lindsey Thiry
ESPN.com
November 11, 2022

COSTA MESA, Calif. – Los Angeles Chargers safety Derwin James Jr. jogged onto the practice field as the Sir Charles Jones end-of-the-week anthem, “Friday,” blared from the speakers.

James and the Bolts appeared to be going through the routine motions of a final practice before game day, but a quick double-take revealed something entirely unique.

Under James’ No. 3 practice jersey popped a collared shirt.

“It’s Business Friday!” James explained, smiling. “You got to come out ready for business.”

Joining James in wearing the unusual practice attire has been defensive lineman Sebastian Joseph-Day and wide receivers Keenan Allen and Mike Williams, although Williams’ time wearing a polo was short-lived.

“I didn’t like how I played [that Sunday],” Williams said. “So that was the end of that.”

“It would be hard not to notice it,” head coach Brandon Staley said, grinning, about the movement, born in Week 1 by James and Allen with an open invitation to all others wishing to join.

“It’s a little joke being about our business, taking care of the little things and staying focused,” said Joseph-Day, a team captain along with James and six others. “But also bringing some fun to it.”

The Chargers are 5-3 and on pace to earn their second playoff berth in nine seasons as they prepare for a matchup against the 4-4 San Francisco 49ers at Levi’s Stadium on “Sunday Night Football” (NBC, 8:20 p.m. ET).

Business Friday has helped translate to some Sunday success, but perhaps more than anything, it’s provided some levity through what has already been a nine-week rollercoaster, and into what can feel like a long 18-week -- and potentially longer -- season.

“You got to find those celebrations, whether it’s dressing up or something within having to play the game of football that you got to find time to have fun because it’s hard, it’s long,” said James, who became the NFL’s highest-paid safety over the offseason by signing a four-year, \$76.5 million extension. “You lose guys throughout the season with injuries and stuff, so you just got to have ways to have fun.”

The Chargers have suffered an inordinate number of injuries, placing starting edge rusher Joey Bosa, cornerback J.C. Jackson, and left tackle Rashawn Slater on injured reserve. Defensive lineman Austin Johnson is expected to also join the IR list after suffering a season-ending knee injury last Sunday. Several other players, including Allen, Williams, and kicker Dustin Hopkins have or will miss multiple games due to injury.

None of which has helped the Bolts find much-needed consistency on the field.

The offense has flashed but otherwise has been unable to repeat the success it found in 2021. Despite a recent burst of touchdowns from running back Austin Ekeler, who has scored a league-leading 10 touchdowns over the last five games, the offense ranks 18th overall in efficiency and is averaging 22.75 points per game (ranks 11th).

Quarterback Justin Herbert, playing through fractured rib cartilage since the end of a Week 2 loss to the Kansas City Chiefs, has passed for 13 touchdowns (t-ninth) with five interceptions (t-13th).

The defense, despite adding Joseph-Day and edge rusher Khalil Mack over the offseason, has underwhelmed and ranks 22nd in efficiency, while allowing 25.75 points per game and a league-worst 5.71 yards per carry.

Nevertheless, the Bolts still find themselves in position to earn a wild-card playoff spot.

“After seven games you get a real accurate picture of the fight in your football team and then you’ve had to experience all these things that most people experience in a full season,” Staley said after a 20-17 win over the Atlanta Falcons in Week 9 that required a game-winning field goal from rookie kicker Cameron Dicker.

“We haven’t performed to our capacity yet, that’s an exciting thing because we know what is in front of us and we know what we have had to absorb and now we know where we need to go and how to get there.”

Part of that journey is developing camaraderie and chemistry with teammates.

“When your guys are doing things like that, that means they like each other,” Staley said. “We’re going to need all of that, the brotherhood and our culture coming to life to play winning football down the stretch here.”
Though for some, business attire during practice doesn’t seem to be the way to go.

“I don’t know why they do that s---,” said Mack, a perplexed look on the ninth-year pro’s face.

When asked whether he’s seen – and would consider joining – the movement, it seemed a step too far for the often-serious Herbert.

“I would probably just say that I’m doing my best to go out and take care of business on Friday. Maybe that is something we can address later, but not as of now,” he said.

But for James, Joseph-Day and Allen, they intend to move forward with “Business Friday” in full effect.

“People always laugh when they see me in it,” Joseph-Day said. “It’s just a lighthearted mindset even though you know you’re serious because it’s a serious thing.”

“I’m going to continue to do it. I don’t care who does it,” said James, noting that polos are available via the equipment staff. “I feel like I’ve been playing fine doing it, so just keep doing it.”

Inside the Chargers' defensive infusion: 'They fit the way we want to play'

By Jeff Howe
The Athletic
March 25, 2022

J.C. Jackson's eyes opened wide with a smile to match.

The seafood tower dominated the middle of the table at Mastro's Ocean Club in Newport Beach, Calif., with steak, lobster, shrimp and wine passed around throughout the night. Jackson, who had just finalized his five-year, \$82.5 million contract with the Chargers, was sitting next to head coach Brandon Staley. Several Chargers assistants and members of Jackson's camp attended the welcome dinner at the high-end chop house on the Pacific coast.

Staley conversed with Jackson as though they had known each other for years rather than days. For Jackson, undrafted in 2018, the night was a celebration of how far he'd come in his career and a glimpse into a promising future in Los Angeles. For the Chargers, the night represented a significant swing in free agency, as they loaded up on defense to balance their offensively gifted roster.

"Our goal this offseason was to build a complete team, a deep team," Staley told *The Athletic*. "And I think we're off to a good start."

After keeping wide receiver Mike Williams on a three-year, \$60 million contract, the Chargers got to work on a defense that allowed the fourth-most points in the NFL in 2021. They were 9-8 and eliminated from playoff contention during a 35-32 overtime loss to the Raiders on the final night of the regular season. It was a squandered opportunity — losing three of their final four games and surrendering an average of 36.7 points in those defeats — in star quarterback Justin Herbert's second season.

So the defensive-minded Staley and his staff aligned with general manager Tom Telesco and key front office members, including executive vice president of football administration Ed McGuire, to pinpoint a list of players who would make an impact on defense and fit with their culture.

"The list isn't very long," Staley said.

They started with edge rusher Khalil Mack. The Chargers recognized his high cap number for the rebuilding Bears, who overhauled their leadership structure this offseason by hiring general manager Ryan Poles and head coach Matt Eberflus, and the organization might be willing to move him.

Staley, who was the Bears' outside linebackers coach from 2017-18, has long had an affinity for the former Defensive Player of the Year. Mack held out for the entire 2018 offseason and training camp with the Raiders until the Bears jumped into the mix and acquired him in a trade package that included two first-round draft picks.

Mack immediately validated the Bears' faith.

"You trade for him (in 2018) and sign him to the richest contract of any defensive player in the National Football League," Staley said. "Then he had no offseason — no spring, no training camp.

So everyone is waiting to see if this guy is in shape, has he been working? His first rep, I'll never forget it. In a one-on-one against (tackle) Bobby Massie, what that looked like with all the eyes on him, what everyone witnessed at that moment, you're like, 'Oh man, this is going to be different.' Just that explosion — what that looked like, what that felt like. You're looking at one of the elite players in the game. Just a rare player.

"You knew the ability. What expressed itself quickly was just how hard he works. In between drills, when the defense would go out against the scout-team offense, Khalil Mack would sprint to the football off the sideline. He would sprint there. Pretty soon, you've got (defensive tackle) Akiem Hicks sprinting there at 335 pounds. You've got (linebacker) Roquan Smith chasing him. And (cornerback) Kyle Fuller. It became like a game of who is going to get there first. What he did from a practice standpoint, he doesn't talk. What Khalil does is he plays, he performs, he competes. He doesn't need to say anything. He gets it done. There was no better evidence of a prime-time player than what that guy did for us in 2018. Just one of the rare players in the league."

Telesco called Poles and set the parameters for a potential trade. And on March 10, within a day of that initial conversation, the teams agreed to a deal. The Chargers got Mack for a 2022 second-round pick and a 2023 sixth-rounder.

With Mack on board, it'll be a lot more of a challenge for opponents to account for Joey Bosa and his 58 career sacks on the opposite edge. But beyond that, Staley was also excited about the way the Chargers could enhance their culture.

"That's someone who is going to make (safety) Derwin James better," Staley said. "Derwin James gives so much to our team. Well, who is giving Derwin James that in return on defense? Who is filling him up? We need to give him weapons so we can get even more out of him. This is a way to do it. Khalil Mack is a culture-changing player."

The Chargers were also focused on Jackson, who was widely viewed as the top cornerback in free agency. To feel comfortable with the requisite payday, the Chargers studied cornerbacks Jalen Ramsey, Marshon Lattimore, Marlon Humphrey, Tre'Davious White and Xavier Howard — five of the league's best corners — to evaluate how Jackson compared.

They were comfortable with the film work, notably his NFL-best 25 interceptions over the past four years. They were also impressed by his durability, as Jackson hasn't missed a game due to injury in four years (three healthy scratches in 2018). And because the Chargers place an emphasis on signing players with a championship pedigree, they appreciated Jackson's time with the Patriots, who won the Super Bowl during his rookie season.

There was also the James influence. The pair were teammates on a seven-on-seven team in high school in Florida, and James went all in to recruit Jackson to the Chargers when they linked up at the Pro Bowl in February.

James tried to sell Jackson on the team culture, the staff, their young talent, the new facilities, the California lifestyle. Everything, really. James was such an integral piece to the process that Jackson left the Pro Bowl already intrigued about the possibility of moving across the country.

His heart remained in Foxboro, though. Jackson wanted to stay with the Patriots, but the negotiations made very little progress. When the Patriots declined to use the franchise tag on Jackson, his departure from New England was a near certainty. The Patriots told Jackson to return to the negotiating table if his market didn't unfold as expected.

It did. McGuire called Jackson's camp on March 14 as soon as the negotiating window opened and expressed the Chargers' seriousness in signing the cornerback. They were among six teams that showed a decent level of interest, including three that were serious suitors. He had a few competitive offers in the same range as the Chargers' proposal, according to a source.

The Chargers' push was too strong to pass up. Jackson's deal was the fourth-highest among cornerbacks in total dollars, sixth in average annual value and third in fully guaranteed money.

"I felt like he'd be an outstanding fit for us and would provide us the type of impact player at an impact position," Staley said. "What was great about the deal, it was a good deal for both sides in terms of where he was able to exist in the marketplace and for us to be able to attack the rest of free agency. We're just really excited about him and his future and how he fits for us."

The Chargers, who ranked 30th against the run last season, also added defensive tackles Sebastian Joseph-Day (three years, \$24 million) and Austin Johnson (two years, \$14 million). Staley had history with Joseph-Day during their year together with the Rams, and those additions should help the Chargers' personnel transition into Staley's system.

"They fit the way we want to play. There was a pretty big system transition," said Staley, who took over as the Chargers head coach in 2021. "They really allow us to play the way we want to play. To pair Khalil with Joey on the edge of your defense, that's really going to help your run defense in a big way. I can't state this enough. Khalil Mack is one of the complete players in the league. This guy is not just a rusher. Why he's one of the top players in the NFL is because he's a complete player."

The improved front should create more turnover opportunities for James, Jackson and cornerback Asante Samuel Jr. Likewise, the playmakers on the back end should aid the rushers. If Herbert and the highly skilled offense continue to thrive, it'll put more pressure on opponents to play out of their comfort zone, thereby marrying it all together.

And again, Staley kept harping on the chemistry, rooted in advice he once received from longtime defensive coach Ed Donatell.

“You’re not just putting together a collection of pieces,” Staley said. “These players are people, and they’re competitors. You want to make sure when you onboard people into your locker room that they fit with who is already in your locker room. (Donatelli) told me one time, and I think it’s amazing wisdom, when you go sign a guy or trade for a guy, your locker room better know why they’re there, and it shouldn’t take them forever to know why and to see why. That’s always stayed with me.”

There’s one more aspect that shouldn’t be overlooked. Of course, the Chargers want to maximize their opportunity while Herbert is playing on his rookie contract. And looking into the future, he’ll be eligible for an extension during the 2023 offseason, though he is under the Chargers’ control through his fifth-year option in 2024.

It’s becoming an increasingly attractive place to play, and the Chargers want to ensure it’s a place where Herbert will want to stay.

“We’re going to be locked in every single year to be as good as we can be for our football team and for our fans,” Staley said. “But what we’re not going to do is mortgage our future to make that happen. We’ve been tactical so we can support Justin throughout his entire career, not just the beginning of his career. What we want to make sure we do is we have the assets, the capital to build around him for years to come. That’s been our pledge to him and all of our players. We’re trying to take advantage of the circumstance that we’re in now, and I think we’re being tactical in that approach. I think what it says to him is we’re going to compete to the best of our abilities.”

This month, that approach was highlighted by a defensive overhaul.

“We had a really good game plan going into this offseason,” Staley said. “I think we’ve executed it extremely well.”

How the 2022 Los Angeles Chargers are trying to keep the Super Bowl trophy local

By Lindsey Thiry
ESPN.com
September 15, 2022

COSTA MESA, Calif. -- It was the day after a surreal evening.

As they navigated south on the 101 and then 405 on July 22, Sebastian Joseph-Day and his wife, Rachel, recapped the night before, when the defensive lineman reunited with former teammates at Sony Pictures Studios to celebrate the Los Angeles Rams' Super Bowl victory. It was an elaborate party, complete with a red carpet, flowing champagne and a DJ spinning Drake's anthem, "Big Rings," to set the mood as players opened their custom-designed, world-championship, 20-carat diamond rings.

"Unreal experience," Joseph-Day described of the made-for-Hollywood season. "Unreal ring."

The goal isn't exactly "Keeping up with the Kroenkes" -- in reference to Rams owner Stan Kroenke -- but the 2021 Rams experience, from the big-name player acquisitions to playing in the final game in February, is one the Los Angeles Chargers would like to replicate.

As Joseph-Day and his wife continued on their drive, the conversation turned to a new beginning with the Chargers, a team that shares Southern California and SoFi Stadium but is headquartered more than 75 miles south of the Rams' facility in Thousand Oaks.

"I was like, man, O.C.'s like a whole different side," Joseph-Day said of Orange County, where the Chargers are located. "And she was like, 'You know, this is still like part of L.A., right?' And I was like, 'What? This is?' I was like, 'Holy crap.'"

When measuring recent success, the distance between the two organizations can feel even farther.

The Rams relocated from St. Louis to Los Angeles in 2016 and have since made four playoff appearances over the past five seasons, winning two conference championships and a Super Bowl.

In the past nine seasons, including the past five since moving from San Diego to L.A., the Chargers have earned one playoff bid.

However, "The goal," Joseph-Day said, "is still the same."

Win a title.

And this season, with the threat of falling further behind in the chase for relevancy in the NFL and in L.A. -- a city that boasts the defending Super Bowl champion Rams and multiple Lakers and Dodgers titles -- the Chargers have spared few expenses in the attempt to get there.

"This is a very, very competitive market right here," Chargers owner Dean Spanos told KNBC. "Not only do you have to win, you have to obviously be good, you have to win, but you got to continually win and ... you've got to be exciting. You have to be exciting."

"To do all those things is not easy when you have the Lakers and the Dodgers and, of course, the Rams, and give them their credit -- they're the world champions. They've been to the Super Bowl twice in the last few years ... it's incredible."

Brandon Staley is optimistic about his second season as Chargers coach, but ask the 39-year-old about how the first ended and the anguish quickly surfaces.

What the Chargers needed to advance to the postseason was a win or a tie in the regular-season finale against the Las Vegas Raiders. All they could manage was an overtime loss, with the Raiders rushing for 10 yards on third-and-4 to set up a 47-yard, game-winning field goal.

"That shouldn't happen in that defense," Staley said, a blank stare on his face. "That should have meant tackle for a loss or zero and we're out of there."

Instead, it meant season over.

From the outside, when the Chargers failed to earn a playoff berth, it only meant they were still the Chargers, simply putting a new twist on their old classic meltdown experience. The organization won 11 or more games five times between 2004 and 2018, reaching the AFC Championship Game once over that span.

But for the franchise, the overtime loss to its division rival could become the most significant, if not helpful, loss in recent history.

A win over the Raiders and a second playoff berth in four seasons, coupled with regular-season victories over the eventual AFC Championship Game-bound Cincinnati Bengals and Kansas City Chiefs, could have signaled that the roster was close to pursuing a conference title and Super Bowl.

Instead, it became glaringly clear that, despite sensational second-year quarterback Justin Herbert leading the NFL's fourth-ranked offense, the Chargers weren't close to good enough.

Not on special teams, a unit that ranked 23rd or worse in estimated points added in every season from 2014 to '21, and certainly not on defense, a group that ranked tied for 26th in efficiency in 2021 despite featuring star edge Joey Bosa and All-Pro safety Derwin James Jr.

"[I] felt really strongly that in order to build a complete football team that was ready to face what we're going to have to face," Staley said, "that we needed to make significant changes in those two phases of the game."

Staley told the front office and ownership that if the Chargers wanted to get to the next level, become a perennial playoff team and one with a real chance of advancing to the Super Bowl, they needed to dramatically improve in those areas -- and they needed to do it fast.

General manager Tom Telesco, now in his 10th season with the team, had a solid foundation in place through years of successful drafts, selecting key players, including Herbert, left tackle Rashawn Slater, receivers Keenan Allen and Mike Williams, and Bosa and James. But between 2013 and 2020, the Bolts never ranked higher than 14th among NFL teams in free agency spending.

In 2020, Staley served as Rams defensive coordinator, and he gained intimate knowledge of how the organization quickly constructed a championship-caliber roster by competitively paying in free agency and also aggressively pursuing the trade market. The Rams became famous for exchanging high draft picks, including years worth of first-round selections, for proven stars -- such as quarterback Matthew Stafford, cornerback Jalen Ramsey and pass-rusher Von Miller -- all of whom played significant roles in earning a Super Bowl title.

"We know what's at stake. We know that we have a Super Bowl-caliber roster. We know what we have in our team."

Derwin James Jr.

With the Chargers, Staley said he believed the team could no longer settle for building through the draft, waiting two to three years to fill apparent needs, when the offense was ready to win now.

It was time to expedite the improvement, which meant leveraging draft picks in trades and spending money in free agency.

"He's right," said Spanos of Staley's critique, adding that Telesco and John Spanos, president of football operations and Dean's son, were also on board. "We needed to be aggressive like that and move on it. That's why we did what we did."

What ensued was among the highest-spending offseasons in Chargers history.

"You get what you pay for," Dean Spanos said. "And sometimes, you have to pay more."

The Chargers have ranked in the top 10 in spending each of the past two years, and peaked this offseason at fifth, spending \$148.3 million.

"It was an expensive year," Spanos said. "But I can't sit there and worry about all of that."

The Chargers traded second- and sixth-round draft picks to the Chicago Bears to acquire All-Pro edge rusher Khalil Mack, who also came with three years remaining on a six-year, \$141 million contract. Mack began his Chargers career with a three-sack performance in Sunday's 24-19 win over the Raiders.

"Being able to trade for Khalil, it's a big move from the outside [perception]," said Staley, Mack's position coach with the Bears in 2018. "But on the inside, I just had so much unique knowledge of this player and I knew what he would do not only for our defense but for our team."

"If you're going to bring in Khalil, especially at his age, with his contract, and giving up a second-round pick," Telesco said of the 31-year-old, "that's pretty significant for us."

Prior to sending a second-round selection to the Bears, Telesco had never traded a first- or second-round pick for a proven player. (He has, however, traded a first- or second-round selection for other picks on four occasions.)

After the Mack trade, the Chargers signed Pro Bowl cornerback J.C. Jackson, the NFL interceptions leader (25) since 2018, to a five-year, \$82.5 million deal. Jackson could make his team debut Thursday after being sidelined following ankle surgery last month.

"If you don't have cover guys and you don't have rushers, you got nothing," Staley said.

Then, they stocked up on defensive linemen who could improve their porous run defense and added Joseph-Day, ranked among the NFL's best run-stoppers, on a three-year, \$24 million deal, along with Austin Johnson (Giants) on a two-year, \$14 million contract and Morgan Fox (Panthers)

"I wanted to get a big team up front," Staley said. "That's what I believe in."

The Chargers also signed several veteran defensive players, including cornerback Bryce Callahan (Broncos) and linebackers Kyle Van Noy (Patriots) and Troy Reeder (Rams).

On special teams, they collected specialists, signing returner DeAndre Carter (Commanders), long-snapper Josh Harris (Falcons) and punter JK Scott (Jaguars), while also re-signing kicker Dustin Hopkins.

And on offense, they added tight end Gerald Everett (Seahawks) on a two-year, \$12 million deal as a catch-and-run option for Herbert.

Staley has a history with six of the acquisitions - Mack, Joseph-Day, Fox, Reeder, Callahan and Everett, a factor a general manager must keep in mind, whether good or bad, when acquiring players.

"Especially on defense with Brandon's background, it was huge," Telesco said. "If you can, it's nice to have that."

In all, the Chargers' revamped roster features a league-high eight players in ESPN's list of the NFL top 100, including six whom Telesco drafted.

And, as a bonus, four of the players they signed -- Joseph-Day, Van Noy, Reeder and Jackson -- have Super Bowl experience.

"It's a benefit and a positive for us to have guys that have gone the distance," said Bosa, the Chargers' first-round pick in 2016. "They know what it takes to make it through and win the big game. The fact that they go from there to here means a lot. They see that there's the same opportunity here to go and win."

As the Chargers stockpiled defensive stalwarts, the rest of the AFC West signed offensive firepower. In Denver, the Broncos completed a blockbuster trade for Super Bowl-winning quarterback Russell Wilson, and in Las Vegas, the Raiders traded for star receiver Davante Adams.

And that doesn't consider the rest of the conference, where quarterback Josh Allen and the Buffalo Bills are early favorites to advance to Super Bowl LVII in Glendale, Arizona, this February.

"It's competitive as hell, in our division especially," Dean Spanos said. "It's never easy, but it's probably going to be more challenging than most years."

The additions, however, haven't just reshaped their respective units. They've strengthened the entire team. "They've changed our team because of the competition out there on the practice field," Staley said. "Our offense is having to play now every day."

Telesco declined to define a successful season. "I don't really put labels on that stuff," he said. "Never have. Never will."

But players are aware of the upgraded roster and the expectation that accompanies it.

"We know what's at stake," said James, who signed a record-breaking \$76.5 million extension before the season. "We know that we have a Super Bowl-caliber roster. We know what we have in our team."

For Telesco, the team's trajectory won't become apparent until a month into the season.

"I hate hearing that things look good on paper," he said. "You don't really know until you get into September, late September, where you really are."

When asked about the need to achieve with the bolstered roster, Herbert said there was no pressure.

"As a team, we have the pieces, we have the athletes and competitors," he said. "As long as we're doing our best and we're asking each other what we want to do ourselves, I don't think there's much more that you can ask."

For Joseph-Day, among the first orders of business when he moved into his new home in Orange County was to find a safe haven for his Super Bowl ring.

"I got it locked up safely," he said.

As for what he plans to do with it eventually?

"What I'm gonna do with it is, God [willing], if we're able to do what we have to do, be able to add another one to it and wear both of them at the same time," Joseph-Day said. "That's the goal."

Physicality: A Look Inside the Chargers 2022 Mindset

By Eric Smith
Chargers.com
August 11, 2022

On the morning of June 15, Chargers Head Coach Brandon Staley gathered the Bolts together for a team meeting at Hoag Performance Center.

The Chargers were set to begin a two-day minicamp, and Staley had a message to deliver to his squad.

"There's a lot that's being talked about with this group right now," Staley said. "They're going to use words like 'talent' and 'AFC West' and 'Super Bowl.'

"It actually should upset you when someone says you're a 'talented' team, or you're a 'talented' player," Staley continued. "We're not a talented team. We're a tough team.

"You're going to hear me talk a lot of about it in training camp — Toughness. Discipline. Physicality," Staley added. "We've got a football team. We're an organization. We're about something. It starts with your practice field, your weight room. If all of us in here have that mindset, then this team will be special."

The Chargers 2022 season kicks off in exactly one month with a home opener against the Raiders.

Over the next few weeks, Chargers.com will look at each of those themes Staley wants to represent his team, beginning with Physicality.

The second-year head coach explained on a macro level how he wants physicality to resonate within his team.

"It establishes a mindset of how you want to play the game. Physicality is the essence of football, especially at the point of attack," Staley said. "This is a contact game and there's a lot of different forms of that. Blocking and tackling are the essence of that.

"But when you're covering people or trying to get open, there's a physicality that needs to express itself for you to be as good as you need to be," Staley continued.

"You do it by bringing in physical players, but then creating a lot of confidence in their assignment and technique so they can truly play as physical as they can," Staley added. "It's a theme for us this year, but we really want to be able to see it. Not just talk about it, but see it."

The Bolts have seen that play out to fruition this summer during training camp practices.

But in order to see that in August, and once the regular season begins, you have to go back to March to discover how parts of this roster were built.

In the span of three days — from March 16 to 18 — the Bolts beefed up their defense.

On the first day of the New League Year, the Chargers acquired edge rusher Khalil Mack from the Bears for a 2022 second-round pick, plus a 2023 sixth-round selection.

The 2016 NFL Defensive Player of the Year, Mack has 76.5 career sacks and is also a member of the Pro Football Hall of Fame's 2010s All-Decade Team that was announced in April 2020.

Mack is also one of the league's top run defenders on the edge and will be counted upon to help shore up a run defense that ranked 30th in the league in 2021.

Mack will have some help, too. On March 17, the Bolts added defensive tackle Sebastian Joseph-Day to the roster. A day later, defensive lineman Austin Johnson was added as a free agent.

That trio has nearly 250 games of total NFL experience, nearly all of it in the trenches.

"I believe in size at the point of attack. I believe this is a big man's game. I truly believe that," Staley said. "That can look a lot of different ways, but for us it's size and length on the edges, with an anchor inside. I believe we're a lot closer to being where we want to be [on defense]."

Even in training camp practice, Chargers running back Austin Ekeler noticed the lack of space when trying to squeeze through running lanes.

"I see a lot bigger bodies in the box," Ekeler said. "So, I like to see that too because as a runner, I'm like, 'Man, we've got a lot of people in here. There's a lot of big bodies that we've got to try to run through.' It's a little bit tougher on the run game in my opinion."

Linsley has noticed the extra mass up front, too.

"They're super strong with heavy, heavy hands," Linsley said of Joseph-Day and Johnson.

But it wasn't just the run defense that was addressed in free agency. Chargers General Manager Tom Telesco and his staff bolstered the pass defense, too, by adding cornerback J.C. Jackson.

The premier cornerback available in free agency, Jackson had also established himself as one of the league's best at his position. Jackson has 25 career interceptions in four seasons, including 17 over the past two years.

Yet it wasn't just Jackson's ball skills that interested Staley and the Chargers. It was his physical style in press coverage and ability to jam and disrupt opposing wide receivers in man coverage.

Jackson went into detail to Chargers.com about the mentality he brings to the field each play.

"Playing man-to-man and being a physical corner, it's not making it easy for the receiver," Jackson said. "That's what being physical is to me. When you're in a guy's face all game, that's aggravating, you know?"

"Imagine somebody lining up in your face, touching you and jamming you up every play," Jackson added. "You won't like that, right? It's being hands-on, being aggressive ... little things like that. That's what great defenses do."

Ty Nowell/Ty Nowell/Los Angeles Chargers
Jackson has been in Powder Blue for just a few shorts months. But his aggressive style has already shown up in camp.

And he said Staley is constantly harping that physicality to his team.

"He talks about it every day," Jackson said. "He talks about being a physical, dominant team, especially on defense.

"We have the guys to do that this year," Jackson added. "The team did a lot of work this offseason, and that's what Coach wants."

But make no mistake about it, that mindset also applies on offense, too.

While most of the 2022 free-agent priorities might have been on defense, the Chargers have been building up the other side of the ball in recent seasons, too.

In the spring of 2021, the Bolts added Linsley and left guard Matt Feiler to help protect quarterback Justin Herbert up the middle. Left tackle Rashawn Slater was added in the first round of the 2021 NFL Draft, and all he did was earn All-Pro honors as a rookie.

The Chargers went back to the offensive line well in the first round of the 2022 NFL Draft, too, tabbing right guard Zion Johnson out of Boston College with the 17th overall pick.

Linsley, regarded by many as the best center in the league, had high praise for his for his linemate earlier in camp.

"He's a really good player. He has a ton of raw talent. You can see he's already put a lot together," Linsley said of Johnson. "Honestly, the sky is the limit. He's very talented. I'm excited to play next to him.

"There's really not a whole lot that I've seen where I'm like, 'Eh.' He's just a calm, confident individual who loves playing ball," Linsley added.

The fifth spot on the offensive line — a battle between Storm Norton and Trey Pipkins III — will be determined as the preseason plays out, but both players have flashed and fared well in camp.

As the 2022 season approaches, Chargers Offensive Coordinator Joe Lombardi likes the mindset up front.

"We're really strong inside on the O-line, between Corey and 'Anchor,' which is what they call Matt Feiler," Lombardi said. "All of those guys are strong. You feel the line of scrimmage moving in the run game. You feel a real sturdy pocket inside in the pass game. I've been really pleased with the physicality."

Sure, Staley knows the Bolts will need to run the ball effectively this season. And a strong offensive line will help ensure that success.

But with Herbert leading the offense, being physical also applies in the pass game, too.

"I don't think it's just exclusive to the run game. It's the people who are running the routes and catching the football," Staley said. "It's the people in pass protection. Physicality isn't just about the run game. It's all parts of the game.

"On offense, we have a lot of size in our skill position players," Staley added. "Those guys are going to be tough to match up against."

That means keeping No. 10 upright at all costs and letting him spread the ball around.

While Keenan Allen is known for his shiftness, fellow wide receiver Mike Williams is the bruiser of the bunch at 6-foot-4 and 218 pounds.

"I'm a big, physical receiver. I just try to use my size to an advantage," Williams said.

Tight end Gerald Everett, who measures up at 6-foot-3 and 240 pounds, also brings that element to the field.

Add it all up, and Staley wants his team to bring the fight to opposing teams this season.

And in what appears to be a loaded AFC West, that means all three phases will have to be physical when division games roll around.

"You have to factor [opposing] quarterbacks into the equation, because that's where the game starts," Staley said. "Our division has four quarterbacks of [high] caliber, so you're trying to build your team to be able to defend those guys.

"It's not just defense defending that quarterback. It's your offense, too. It's your special teams," Staley added. "It takes a team to take down quarterbacks that are as good as that."

The Chargers went 9-7 and just missed the playoffs in Staley's first season in charge.

As he enters Year 2 as the head coach, it's clear that Joey Bosa has gotten the message that the entire teams needs to be more physical.

"You have to be smart, obviously, but it's a violent game," Bosa said. "If we want to play for a championship, we've got to get rugged and kick some ass. You can't be afraid to get after each other sometimes."

The Bolts have been physical against each other in recent practices, but they know that's not the end goal.

Instead, the real tests will begin in Week 1 and beyond.

"Every time you have to play the Chargers, you have to go through them," Staley said. "It's not going to be an easy game. You want to make teams go through you."

Los Angeles Chargers' new pass-rush duo of Khalil Mack, Joey Bosa bonding quickly

By Lindsey Thiry
ESPN.com
August 11, 2022

COSTA MESA, Calif. -- On the opening day of the Los Angeles Chargers' training camp, edge rushers Joey Bosa and Khalil Mack kneeled next to each other on the sideline.

When defensive lineman Joe Gaziano rumbled into the end zone with an intercepted pass, Bosa and Mack sprang to their feet to join in celebration then returned to the sideline, stood hip to hip and resumed conversation.

"I just love to have a guy like that to lean on, ask questions, whether it's about football or just life," Bosa said about Mack, whom the Chargers acquired via trade with the Chicago Bears in March.

Through two weeks of training camp, Bosa and Mack have appeared inseparable -- whether meeting in the backfield, on the sideline or at the film room.

"He's a fun dude," Mack said about Bosa. "But when it comes down to work, we work."

In Brandon Staley's first season as coach in 2021, the Chargers finished 9-8, third in the AFC West, and missed the playoffs for a third consecutive season.

Despite being under the direction of a defensive-minded coach -- as the Los Angeles Rams' defensive coordinator in 2020, Staley's unit ranked atop the NFL -- the defense turned in a subpar performance, ranking No. 26 in efficiency and No. 29 in points allowed, with opponents scoring an average of 27 points per game.

But after an offseason headlined by a personnel overhaul to better fit Staley's scheme -- including the additions of Mack, cornerback J.C. Jackson, linebacker Kyle Van Noy and defensive linemen Sebastian Joseph-Day and Austin Johnson -- the unit is expected to excel, especially with the return of Bosa and All-Pro safety Derwin James Jr., who remains a training camp hold-in while awaiting a contract extension.

"You have to be a complete defense, a team at all three levels that plays together. You have to play with toughness ... discipline ... physicality," Staley said. "We have to come together in training camp and really create and crystallize that identity."

It's Bosa and Mack who are expected to lead the way.

Over the past five seasons, they each have ranked in the top four in total defensive pressures. They both have 12 strip sacks in the past five seasons, tied for sixth in the league, and have a combined 134.5 career sacks.

Now on the same team, Bosa and Mack form arguably one of the top pass-rushing duos in the NFL.

"There are a lot of things that are going on between them that not many people would understand," Staley said. "To see the game through two superstars' lenses like that, two of the top players at their position in the last several years, to be teaming up and sharing their stories and what they see, it's really special."

Both veterans have somewhat eased into training camp, with each being -- by design -- limited in their 11-on-11 participation and taking some rest days. But that hasn't slowed them from learning each other's game.

Along with spending time together on the field -- "Half the time, it's just throwing ideas at each other, and the other half of the time, it's just shooting the stuff with each other and just talking about life," Bosa described -- they've also taken to the film room, studying tape of pass-rushers such as Nick Bosa, Chandler Jones and Myles Garrett.

"When we turn on the film, it's just -- I don't know, automatically, we kind of see the same things, but also we see different things," Mack said. "It's kind of like a yin and yang in the sense of understanding the game."

Perhaps also a yin and yang in their approach.

Mack described Joey Bosa as a technical and methodical rusher, while labeling himself as the opposite.

"I kind of take what you give me," Mack said. "I'm not paying attention too much to the tackle; I pay more attention to the quarterback when I rush."

It's not just the defensive front, or even the defense, that is feeling the Bosa-Mack effect.

"I've never played with a pass rush like that," said Jackson, who signed a five-year, \$82.5 million contract in free agency after playing four seasons with the New England Patriots. "I believe I can make more turnovers having those two guys going at the quarterback."

Jackson leads the NFL in interceptions since 2018 with 25.

"For us to be able to face those guys every day makes us better," quarterback Justin Herbert said.

He produced the NFL's third-highest total QBR last season, behind Aaron Rodgers and Tom Brady.

"It's good that we're going against them out here," veteran center Corey Linsley said. "They can do it all. They're technicians."

Bosa, the No. 3 overall draft pick in 2016, recently admitted he wasn't sure that he would have previously embraced a partnership with Mack, the fifth overall pick in 2014.

"As a rookie or a few years into my career, it would have been a negative almost in a way where I'm too in my head, too hypercompetitive," said Bosa, a four-time Pro-Bowl selection.

But now, at 27 years old and with six seasons of experience, the partnership could be what Bosa and the Chargers need to propel them into the playoffs.

"The competition, having an elite guy like that to look at and be like -- just keep you on your toes," Bosa said.

"It's just great to have that guy to compete with and lean on."

A fresh start in L.A., coupled by a reunion with Staley -- his former position coach in Chicago -- also could benefit the 31-year-old Mack, who was limited to seven games in 2021 because of season-ending foot surgery.

"My expectations for myself are always high," said Mack, who produced six sacks in seven games last season. "I'm not going to display or tell what they are, but I expect you guys to be able to see it when I touch the field."

Chargers coach Brandon Staley fulfills a dream with trip to Wimbledon

By Sam Farmer
Los Angeles Times
July 2, 2022

WIMBLEDON, England — Brandon Staley was simultaneously in his element and half a world removed from it.

The Chargers coach, a passionate tennis fan since childhood, spent the past two days watching Wimbledon matches in person with his wife, Amy. It's an anniversary trip for them and their first time in Europe.

Yet football is never too far away for Staley, who used the experience as an opportunity to hone his coaching techniques. He got a special invitation to watch his favorite player, Rafael Nadal, grind through a session on the practice courts. The Staleys also sat in the players' box for a Steve Johnson match, those prime seats courtesy of Marc Lucero, who coaches the former USC star.

"You're just trying to see how the top players in the world practice and perform," Staley said. "As a coach, you're trying to take in stuff in Rafa's practices that you kind of feel can help Justin Herbert. You're just observing. There were just a lot of moments in that hour pocket that I know I can bring back with me for Justin and Derwin James, because Rafa's the best of all time."

In March, the coach brought quarterback Herbert and safety James to the BNP Paribas Open at Indian Wells in hopes of exposing them to the focus and dedication required to play tennis at an elite level for, in Nadal's case, a generation.

"There's always something you can observe if you're willing to look and listen," Staley said. "There's going to be something that I can see with my own two eyes that can help me with coaching."

Josh Rupprecht, who runs media relations for the Chargers, arranged for the Staleys to sit in friend Pete Sampras' seats at Centre Court. Sampras was another childhood favorite of the coach.

Staley, 39, grew up playing tennis in Ohio, was a competitive youth player and briefly considered focusing on that instead of football. The lure of playing quarterback was too strong, though, and he wound up playing the position at the University of Dayton.

"I would use my athleticism to beat you when I was a kid," he said. "I'm out there wearing basketball shoes and baggy shorts. I could use my basketball, football background to beat these rich kids in tennis."

"Beat them a different way. Beat them like Rafa does, with my mindset. Playing the game a different way. If you hit a good shot, I can go get it and I'll get it back. Then I'll go get another one. I'm just going to wear you down."

Even as football took front and center in his life, his love for tennis never disappeared. It did fade, however, after he lost his mother, Linda, to cancer when he was in college. She had picked up the sport at 35 and became a relentless player in their community.

"My mom was amazing," he said. "She was a human backstop. She'd get everything back. She was so consistent."

Linda Staley's dream was to see the U.S. Open in person one day, and perhaps Wimbledon.

That never came to be. But now her son has spent time on these hallowed grounds, and while visiting the Tennis Channel set Saturday he had a conversation with Martina Navratilova, one of her sports idols.

"If my mom were here now, she wouldn't believe this," he said.

Like his mother, Staley's wife began playing at 35, this year, and she's showing a natural aptitude for the sport. Amy is a former Division I college volleyball player, and has to resist the urge to dive for every shot. When the youngest of their three sons starts school this fall, Amy will have even more time to work on her game.

"Brandon just doesn't have the time for hobbies that most people do," she said. "It's always been a childhood love of his, reminiscing and talking about tennis. He had said for years, 'When we stop moving, I swear, we're going to start playing together. It's going to be something that we can do together, we can do with our kids...'"

The Staleys have moved 11 times since 2007, including NFL stops with the Chicago Bears, Denver Broncos and Rams before Brandon was hired as head coach of the Chargers in 2021.

Now, he has rediscovered tennis. This spring, he started taking an hour-long lesson every Friday at 6 a.m. before driving to work.

"My first lesson, it all came back for me," he said. "I was like, 'I've got to do this the rest of the year, even during the regular season. I've got to do this at least once a week.' It's been like a renaissance. I remember how much I loved it and why."

He feels it also brings him closer to his mom, who was a teacher.

"I tell people I come from the Bruce and Linda Staley coaching tree," he said. "I learned everything I know about coaching from my parents."

As for that other dream his mom had?

Staley is sending his wife and her friends to the U.S. Open this year.

Half a world away. And never closer.

Chargers begin groundbreaking moves with Super Bowl in mind

By Jeff Miller
Los Angeles Times
May 18, 2022

The Chargers conducted a groundbreaking ceremony Wednesday afternoon for their new training facility in El Segundo but before Chairman Dean Spanos said anything to mark the occasion, he asked one of his future neighbors for some help.

Sitting in the crowd was Lakers President Jeanie Buss, whose team won two championships immediately after moving its training center to El Segundo in March 2000.

"Jeanie, give me a little of that luck, will you?" Spanos said. "Our first two years, I'll take one. But I know Coach would like two, OK. I'd appreciate that."

The Chargers' facility will stand near the intersection of El Segundo Boulevard and Nash Street on a 14-acre site that was part of a sprawling campus operated by defense contractor Raytheon Technologies Corp.

The project is expected to be completed in spring 2024. Until then, the Chargers will remain in Costa Mesa, where they have been headquartered since relocating from San Diego in 2017.

"Finally, we have our home for the future," Spanos said. "I'm really happy about it. I know our staff is, our coaches, our family. Everybody's really excited about it. This is our home now."

Among those in attendance Wednesday were head coach Brandon Staley, safety Derwin James Jr. and quarterback Justin Herbert.

By the time the Chargers move to El Segundo, James and Herbert could be playing on significant second contracts. James can be extended as early as this summer. Herbert is eligible for an extension starting next offseason.

"I think you always want to extend players like that," Spanos said when asked specifically about James. "I'm not going to make any predictions, but I don't have to say enough great things about him. We love him."

Along with their day-to-day operations, the Chargers also intend to conduct training camp at the new facility. The three-story headquarters will be flanked by three practice fields.

There will be an outdoor lap pool and a lounge. Video games will be at the ready as part of a studio that eventually could host an e-sports team. The complex will have broadcasting facilities and a 180-seat auditorium for player meetings. On the top floor will be an indoor-outdoor hospitality club for VIP events.

The renderings on display during the ceremony Wednesday included one that featured a giant picture of Herbert near the main entrance of the building.

"I never imagined myself being on the side of a facility like that," Herbert said, smiling. "I thought that was pretty cool."

The ceremonial groundbreaking continued an aggressive offseason during which the Chargers have made numerous touted roster additions, particularly on defense.

A team that finished last season 9-8 and missed out on a playoff berth in the regular-season finale is now being talked about as a potential Super Bowl contender.

"I feel like expectations are a privilege," James said. "For people to think highly of you ... that's a privilege. So we need to go out there and do what we need to do."

Chargers hope improvements on defense make them contenders

By Joe Reedy
The Associated Press
August 23, 2022

COSTA MESA, Calif. (AP) — Justin Herbert has the most passing yards, completions and touchdowns through his first two years than any quarterback in NFL history.

Yet, for all that Herbert has done, it hasn't resulted in the Los Angeles Chargers getting to the postseason.

After an aggressive offseason, the Chargers are not only looked at as a playoff team but as a Super Bowl contender. Los Angeles not only returns most of its offense, but has significantly upgraded its defense as it looks to get back to the postseason for the first time since 2018.

"I'm really excited for this team. I think we are miles ahead of where we were at this point last year," said Herbert, who threw for a franchise-record 5,014 yards and had nine 300-yard passing games last season.

"Having been in the same offense, same defense, we've added a couple of guys on defense that will make a huge impact. It's been fun to go up against those guys because they made us better."

The Chargers were on track for a playoff spot last season before losing three of their last four, including a 35-32 overtime defeat at Las Vegas, to finish 9-8 in Brandon Staley's first season as coach.

While the offense played at a high level, the defense struggled. The Chargers were ranked 23rd in total defense and near the bottom of the league in stopping the run, third down conversion, and fourth-quarter points allowed.

Linebacker Khalil Mack and cornerback J.C. Jackson are the most significant additions on defense. Mack, acquired in a trade from Chicago, will team up with Joey Bosa to form one of the league's premier pass-rushing duos, while Jackson has an NFL-high 25 interceptions over the past four seasons with New England.

However Jackson underwent ankle surgery Tuesday, putting his availability for the first two games of the season in doubt. Jackson will miss two to four weeks, the team said in a statement.

"You have to be a complete defense, a team at all three levels that play together. You have to play with toughness, discipline, and physicality," Staley said. "The best defenses I've been a part of have those elements. I know that we're in a lot better spot."

DEFENSIVE MAKEOVER

Including Mack and Jackson, the defense will have at least six new starters. Sebastian Joseph-Day and Austin Johnson are on the defensive line with Kyle Van Noy at inside linebacker and nickel cornerback Bryce Callahan.

"The types of players out there, and the types of fundamentals, most importantly, are more what we're used to seeing and expect to see. It's not just the interior players that you guys know about. It's everybody that's improving," he said.

FAMILIARITY FACTOR

Herbert is in the same offense for the first time in his three-year NFL career, which has allowed him to hone in on improvements to his footwork and his snap cadence in trying to draw defenses offside.

Teammates have also noticed Herbert become more comfortable as a team leader.

"He's just a lot looser than usual. He's just a lot more comfortable. When you come in year one, kind of shy, don't want to talk a lot," wide receiver Mike Williams said. "But now, he's taken control and been himself."

HIGHLY SKILLED

Williams had a breakthrough season last year with 76 receptions for 1,146 yards and nine touchdowns, which he parlayed into a three-year, \$60 million contract extension.

Keenan Allen has five straight seasons with at least 95 receptions, the second-longest streak in NFL history. Austin Ekeler scored 20 touchdowns last year (12 rushing, eight receiving) and was third among running backs with 1,558 scrimmage yards.

FOURTH AND STALEY

Last season, the Chargers were the 18th team since 1991 to go for it on fourth down at least 30 times. They were 22 of 34, and their 64.7% success rate was the highest in that group.

Staley took plenty of criticism for fourth down calls that went awry late in the season against the Chiefs and Raiders, but he isn't about to change his mindset this year.

"All of those decisions are about feel. There's the math that's also a part of it, but it's more mindset than math, I can assure you that," he said. "It's the way that we want to play as a team."

THE SCHEDULE

The Chargers start with two major division tests.

They open at home against the Raiders on Sept. 11 before traveling to Kansas City four nights later to take on the Chiefs. Los Angeles' next six games are against teams with losing records last season before a Nov. 13 contest at San Francisco starts a brutal stretch that includes hosting Kansas City (Nov. 20) and road games at Las Vegas and Arizona.

The Chargers will be the home team on Jan. 1 against the defending Super Bowl champion Rams in the Battle of Los Angeles.

Chargers Participating in 'NFL Diversity in Sports Medicine Pipeline Initiative'

By Hayley Elwood
Chargers.com
May 24, 2022

On Tuesday, the NFL, NFL Physicians Society (NFLPS), and Professional Football Athletic Trainers Society (PFATS) announced the NFL Diversity in Sports Medicine Pipeline Initiative, a program slated to give med students from four HBCU medical schools an opportunity to experience working in sports medicine with medical staffs of NFL teams.

The Los Angeles Chargers are one of eight NFL teams that will host 16 students for one-month rotations in September and October of this year. The NFL will expand the program to all 32 teams in 2023.

"It's monumental," Chargers head athletic trainer Damon Mitchell said. "This is something that will allow Black and Brown medical students the opportunity to see what it's like to be a sports medicine doctor within this setting. I just can't wait to get started to show these students what we do, hopefully they like what we do, and hopefully it's something they'd want to do."

2022 marks Mitchell's 24th season with the Chargers and sixth as the team's head athletic trainer. The significance of being part of this initiative is personal to Mitchell himself as he attended two HBCUs, Bethune-Cookman University and Morgan State, and cites his experiences there as the key to where he is today. He holds a degree from Morgan State in health education with an emphasis in athletic training.

"For Black and Brown students, [Bethune-Cookman University] said they're gonna give you a shot and make sure you have everything available to you to be a successful college student," he said. "I'm very thankful for that and very appreciative of that because that's what allowed me to get to where I am today. I transferred from Bethune and went to Morgan State and the rest is history. I met James Collins [Chargers director of football/medical services] there. I met Darryl Conway [Senior Associate Athletic Director, Chief Health & Welfare Officer, & Chief Infection Officer for University of Michigan Athletics], another mentor of mine who allowed me to get into this setting."

Per the NFL, this initiative will provide students with specific hands-on experience at the club level. At the Chargers, Mitchell and Hoag are putting the curriculum together to have the students work with the athletic training staff and team doctors, watch practice, and see how the doctors and athletic trainers work and communicate with the players and coaches. All of this will culminate with the students attending games and seeing how the work during the week comes together on gameday.

As someone whose brother decided to become an orthopedic surgeon after an opportunity to work in a sports medicine setting like these students altered his career path, and got his own foot in the door to the NFL with an internship with the Philadelphia Eagles, Mitchell believes this program will help "open doors" for these students in an otherwise very "competitive" environment such as sports medicine.

"Students may think, 'I don't have the resources to get in, I don't know folks to help me get in, so I'm gonna look elsewhere,'" he said. "When I did an internship with the Eagles, I thought of it as something to do. But when I met Darryl Conway, he said he knew folks in the NFL, and that's how I met James and James brought me along [to the Chargers] and showed me there's other avenues of athletic training you can do, one being the professional side.

"When these students come in, I want to show them that there are other things available to you, but maybe these doors have to open up. And these other seven clubs besides us will open up some doors to these students. We need more diversity within this small population because it helps us become better medical professionals."

FMIA: Chargers Anime

*By Peter King
NBC Sports
May 16, 2022*

So the Chargers' 14-member video/social/wisecrass team put together a work of art in what has become a highly competitive business for reasons totally beyond me—social videos trumpeting the release of a team's schedule.

Of all the weird things NFL teams could trumpet, how the 17 games of a team's slate are ordered might be the most preposterous one. But, such is life in the NFL, where non-events two weeks after the draft and 11 weeks before the start of training camps become primetime television shows, and teams spend tens of thousands on in-house videos (and video teams) to create fun memes and social content. I guess it's a cool thing to have some fun in the No Fun League, and these videos, mostly, are a lot of fun.

This year, lots of teams used imaginative plotlines to promote their schedules—Russell Wilson as team intern in Denver; Eli Manning being his self-deprecating self with the Giants; Stephen A. Smith trolling and getting trolled by the Cowboys. But the best was the 2-minute, 7-second anime (the Japanese style of animation meant to appeal to adults probably more than children) done by the Chargers that was so full of subtle digs that it's stunning they crammed all the action into 127 seconds:

The goal: to reach a sub-culture outside of football, to drive conversation and connect with an audience the Chargers wouldn't normally relate, in hopes that the franchise would entertain Chargers fans and new fans.

Anime fans are very internet-savvy people between maybe 10 and 35, and one of the biggest is a Chargers feature producer and editor, Andrew Cordova.

He drew all the images, and he and the staff came up with all the fun subtleties in five weeks of meetings prior to the schedule release. In the video, there are 11 seven-second one-act plays (basically) and three very short two-act plays—with single bits on the teams the Chargers play once, and two references apiece to the three other AFC West teams.

The little digs are endless.

- Think of the images that got Urban Meyer in big trouble on the first day of a long weekend in Columbus last year, when Meyer was in a Columbus bar and had a couple of compromising photos taken. In the Chargers' anime, there's a snappily dressed figure at the bar in the approximate position Meyer was ... and instead of Meyer's face, there's a Jaguar head atop Meyer's body—with the Jaguar looking exceedingly forlorn. Perfect.

- Chargers versus Colts—there's a "Quarterback Carousel" at the circus, and the man running it is cartoonish Pat McAfee with his "For The Brand" tank top. (That's a slogan of his.)

- Chargers versus Seahawks—there's a graveyard poking fun at the decline of the Seahawks, with catchy inscribed gravestones of Seattle-based things: "LEGION OF BOOM, 2011-2018," "2001 SEATTLE MARINERS," "MINA KIMES FOOTBALL HOPES AND DREAMS" (Kimes likes the 'Hawks), "SUPER BOWL 49 GOAL LINE RUN PLAYS."

- Chargers versus Raiders—There's a treasure chest with old Raider junk, with a Chucky doll and a label of "AB's discarded helmets."

- Chargers versus Atlanta—A falcon flies into one of those omnipresent-in-the-south yellow-and-black Waffle House signs, advertising 28 percent off 3 waffles or more. (I have no hope for you if that image flies over your head.) The Falcon flies into the "W" on the sign, and it goes dark, and so of course you're left with AFFLE HOUSE. Arthur Blank has to be getting tired of all the jokes made at his team's expense, but this is a great one.

- Weirdly, apropos of nothing, is a drop-in of a dueling scene of cartoony Ian Rapoport and Adam Schefter furiously texting or tweeting on their phones.

Okay, I've got the McAfee, Kimes, Rapoport and Schefter meaning. The Chargers have worked with all four of those media people and know them. In a nod to pop culture and social-media mania, it wouldn't be a bad thing if those four people, some or all, would re-tweet the anime to their combined 16.1 million followers on Twitter, or talk about the video on TV. McAfee did, on his popular show, Friday, and Kimes spent a minute blasting it on "NFL Live" Friday.

Of all the images, the forlorn, slump-shouldered Jaguar was the most perfect. But the overall imagination—beginning with Cordova, the big anime fan on the Chargers' staff, was simply superb.

The best single moment of all the other videos? Easy. Josh Allen riding what appears to be a toy sheepdog, entering a room with various Bills players doing normal tasks, holding hands with a Buffalo wings-chomping tight end Dawson Knox and saying: "What does this all mean? Let me break it down for you. Absolutely nothing. Here's our schedule. Go Bills."

Thank you.

But hey ... it's a rare time in the NFL when fun can be poked. So have at it.

Los Angeles Chargers' draft not flashy, but necessary after splashy offseason start

By Lindsay Thiry
ESPN.com
May 2, 2022

COSTA MESA, Calif. -- The Los Angeles Chargers commanded attention at the outset of the offseason.

They acquired All-Pro outside linebacker Khalil Mack from the Chicago Bears in exchange for a second-round pick this year and a 2023 sixth-round pick. Then the Bolts signed Pro Bowl cornerback J.C. Jackson to a whopping five-year, \$82.5 million contract in free agency.

But a star-studded streak of activity came to a halt on the opening night of the NFL draft when the Chargers used their first-round pick, No. 17 overall, to select a guard.

"Guards are people too, right?" Tom Telesco asked, grinning, in a rhetorical question following the opening round of his 10th NFL draft as Chargers general manager.

After making the high-profile initial offseason moves to improve a defense that ranked No. 29 in the NFL last season and allowed an average of 27 points per game, the Chargers selected Boston College guard Zion Johnson with their first pick in the draft, prioritizing protection for third-year quarterback Justin Herbert and a need to keep their offense moving.

"I know it's not the sexiest pick in the world, but he's tough, he's durable, he's smart," Telesco said about Johnson, who is anticipated to step in immediately at right guard. "We have some excellent skill players, both at receiver, tight end, also at running back and with Justin Herbert.

"Obviously, these guys cannot do their jobs without a rock-solid offensive line. As much as this pick is to protect our quarterback, which is a big part of it, this is also to facilitate everybody else. It's pass protection, it's run game."

It's not just that the Chargers' first pick wasn't that exciting, their entire draft didn't warrant headlines. And it also didn't yield the exact results for which the general manager hoped.

"It never goes perfect, because you can't control everything," Telesco said. "But it was a good weekend of work."

However, in a season with playoff expectations after a near-miss in 2021 extended a three-year postseason drought, the Bolts were able to quietly address several areas of need, including the offensive and defensive lines, running back and the secondary.

"From the last game that we played 'til now, we're certainly a much different-looking football team," said Brandon Staley, whose first season as coach resulted in a 9-8 record and third-place AFC West finish. "There's a lot of time between now and when we play, so we're always going to be trying to find that winning edge, but I really like the team we have in front of us now."

The Bolts selected eight players after entering the three-day event with 10 total picks. Two of their picks, both seventh-round selections, ended up with the Bears, as the Chargers traded them to re-acquire the 2023 sixth-round pick they sent to Chicago as part of the Mack trade.

The Chargers selected guard Jamaree Salyer in the sixth round to join Johnson on the offensive line. The Georgia product has experience playing all five positions on the line, and although he said some teams projected him as a right tackle, the Chargers have penciled him in as an interior player.

"He has a great makeup, great attitude to come in and try and win a job," Telesco said about the NCAA national champion.

The Bolts used a fourth-round pick on Texas A&M running back Isaiah Spiller, whose rushing and pass-catching abilities are expected to complement Austin Ekeler. Staley said safety Derwin James Jr. vouched for Spiller "in a big way" as another former player of coach Jimbo Fisher, who coached James at Florida State and Spiller at A&M.

"[James] was saying, 'You know that if you can play all three downs for Jimbo that you're a legit guy,'" Staley explained. "He has really good instincts."

Spiller led the SEC in rushing yards since 2019, which includes a conference-best 1,844 rushing yards after contact in that span.

The Chargers also added Purdue fullback Zander Horvath in the seventh round.

Defensively, the Bolts built depth in their secondary by selecting Baylor safety JT Woods in the third round.

"He's a safety with a lot of cover ability, with his length and his speed," Telesco said. "He shows a little bit of corner movement, so we kind of see him as a defensive back."

They also picked Wake Forest cornerback Ja'Sir Taylor and Mississippi cornerback Deane Leonard in the sixth and seventh rounds, respectively.

The Chargers also drafted UCLA defensive tackle Oti Ogbornia in the fifth round to join a defensive front that already has undergone a significant makeover with the addition of defensive tackles Sebastian Joseph-Day and Austin Johnson in free agency. Like Ogbornia, Joseph-Day doesn't have to travel far, as he was with the Super Bowl champion Los Angeles Rams last season.

"We look at lot closer to what I expect to look like," Staley said about the interior of the defensive line. "We're not there yet, but we're a lot closer."

Some questions remain as the Chargers continue the offseason program and look ahead to training camp.

Despite adding two offensive linemen, there remains no clear starter at right tackle. Storm Norton and Trey Pipkins III will again be among candidates to fill the spot.

And depth continues to be a concern on the edge behind Mack, Joey Bosa and second-year man Chris Rumph II.

"To kind of fill out the depth of that position, we're going to have to look elsewhere," Staley said. "Whether it's the undrafted free agency right now or veteran free agency or before the first game - - sometime during training camp -- that'll probably happen at one of those three junctures."

As Staley prepared to exit his post-draft news conference, he provided a reminder the work is ongoing.

"Today is an ending, tomorrow is a beginning," he said.

Sometimes it's flashy. Sometimes, as seen during a three-day draft stretch, it's less than glamorous.

But if all goes as planned, each phase will play its part in making the Chargers relevant again come late January.

Getting to know the 5 additions to Brandon Staley's Chargers coaching staff

By Daniel Popper
The Athletic
February 24, 2022

Brandon Staley has added five new coaches to his Chargers staff this offseason.

Let's meet them.

Special-teams coordinator Ryan Ficken

The Chargers hired Ficken on Feb. 3 to replace former special-teams coordinator Derius Swinton, who the team fired five days after the end of the regular season.

Swinton achieved commendable on-field results despite working with a very young and inexperienced group of special-teams players. The Chargers found some stability in that phase after they added kicker Dustin Hopkins and returner Andre Roberts during the bye in Week 7. Swinton deserves credit for successfully integrating those two veterans into his unit and also for getting improvement out of his young coverage players and return blockers over the course of the season. The Chargers ranked 21st in special-teams EPA from Week 10 on, according to TruMedia. And they finished 18th in weighted special-teams DVOA, Football Outsiders' efficiency metric that puts more emphasis on recent games. Swinton was given a pretty barren cupboard when he arrived in the winter of 2021, and he helped turn the Chargers special teams into a functional unit by the end of the season.

But as general manager Tom Telesco said at his end-of-season news conference, Swinton was not a "perfect fit." My read on the situation is that Swinton's coaching style and personality did not marry with Staley's vision. And so Staley went and found that "perfect fit" in Ficken.

Ficken, 42, had spent his entire NFL coaching career with the Vikings, serving various roles with the organization over 15 seasons under three different head coaches. Ficken, who was a walk-on receiver in college at Arizona State, was hired by Brad Childress in 2007 as the Vikings' assistant running backs coach. In 2009, he shifted to assistant wide receivers coach for the final two seasons of Childress' tenure as head coach.

Ficken stayed in that same role when Leslie Frazier was promoted to head coach in 2011 to replace Childress. In 2013, Frazier's final season with the Vikings, Ficken made the transition to assistant special-teams coach. He stayed on in the same role when Mike Zimmer replaced Frazier in 2014. Ficken served as assistant special-teams coach for Zimmer from 2014 to 2020 before being promoted to special-teams coordinator last season. When Zimmer was fired in January, Ficken became available.

It is impressive that Ficken remained with one organization for that long. The NFL is a difficult business, and coaches tend to bounce around quite a bit. That longevity would seem to point to both his capability as a coach and an ability to fit in and mesh with different personalities.

"The coaches there, when there was turnover, they believed in me and thought I could add value to the organization," Ficken said Thursday.

In 2013, the Vikings and then-special-teams coordinator Mike Priefer were looking for an assistant special-teams coach after former assistant Chris White left to take a college job at Iowa. Ficken said Priefer had seen him working with special teams during his time as the assistant receivers coach and decided to offer him the role. Priefer is now the Browns' special-teams coordinator.

"He brought me over to the dark side," Ficken said, "and I haven't looked back since."

Ficken and Staley are close friends with Eagles defensive coordinator Jonathan Gannon. Staley and Gannon grew up together in Ohio. Ficken and Gannon coached together with the Vikings from 2014 to 2017. Gannon was Minnesota's assistant defensive backs coach. That was the primary connection. Ficken also coached Cordarrelle Patterson for four seasons in Minnesota. Staley coached Patterson for two seasons at Hutchinson Community College in Kansas. Staley was the assistant head coach and defensive coordinator at Hutchinson from 2010 to 2011. Patterson is slated to become a free agent in March.

Ficken led a notable turnaround in his only season as Vikings special-teams coordinator. The Vikings ranked 31st in special-teams DVOA in 2020 and 13th last season.

On his philosophy, Ficken said, "Keep it simple. That's my biggest thing. I want to make sure I keep it simple so I can go ahead and allow those guys' God-given abilities to take over."

Ficken's first coaching job was at UCLA, where he served as a graduate assistant from 2004 to 2006. He said he first moved to Newport Beach after college when he was still looking for a job, a short drive from the Chargers' current facility in Costa Mesa. He then moved to Hermosa Beach before eventually settling in Culver City. So this is very much a full-circle opportunity for Ficken, who is in the process of moving his wife and three children to Southern California.

"It's exciting," Ficken said. "Looking forward to the challenge."

Special-teams assistant Chris Gould

The Chargers announced the hiring of Gould as Ficken's special-teams assistant this week. He is replacing former special-teams assistant Mayur Chaudhari, who was fired along with Swinton in January.

Gould, 36, is the younger brother of 49ers kicker Robbie Gould. He spent the past seven seasons with the Broncos — the first two as a coaching assistant and then the past five as an assistant special-teams coach. Gould and Staley coached together for one season with the Broncos in 2019 on Vic Fangio's staff.

Gould was a punter and kicker in college at the University of Virginia. He went on to kick for three seasons in the Arena Football League — two years with the Chicago Rush and one with the Arizona Rattlers. He was then hired as a special-teams quality control coach for Syracuse in 2012. He spent three seasons there before joining the Broncos.

Gould brings specialist expertise to the staff at a time of transition for the Chargers' specialist group. Hopkins and long snapper Matt Overton are both set to become unrestricted free agents. So is Roberts. And punter Ty Long is a pending restricted free agent.

"He's a phenomenal coach," Ficken said of Gould. "He's got a great background with some of these specialists."

Ficken said he was involved in Gould's hiring process. He also said Gould's responsibilities will stretch beyond just specialists.

"He might have a niche in that because he was a kicker," Ficken said. "But he's a well-rounded coach."

Offensive line coach Brendan Nugent

The Chargers offense had an outstanding season in 2021. They finished fourth in both offensive EPA/play and Football Outsiders' offensive DVOA. That efficiency and productivity, rather predictably, led to some brain drain from the offensive staff. Coordinator Joe Lombardi interviewed for the Texans' head-coaching vacancy. Wide receivers coach Chris Beatty reportedly interviewed for the Vikings' offensive coordinator job. Tight ends coach Kevin Koger reportedly interviewed for the Packers' OC job.

Only one coach was poached, though, and that was offensive line coach and run game coordinator Frank Smith, who was hired as the offensive coordinator on Mike McDaniel's Dolphins staff. Smith did a tremendous job with the Chargers' offensive line this past season. He got an influx of talent between Corey Linsley, Matt Feiler and Rashawn Slater. But he navigated some significant injuries to Oday Aboushi and Bryan Bulaga and had that group, on aggregate, playing well, particularly in pass protection. Slater had an All-Pro season as a rookie. The Chargers allowed the fourth-lowest pressure rate in the league in 2021, according to TruMedia.

Nugent, 39, will replace Smith. Nugent spent the past seven seasons with the Saints. He was the assistant offensive line coach from 2017 to 2019, then was promoted to run game coordinator and assistant offensive line coach in 2020. He served as the Saints' offensive line coach last season.

Lombardi worked with Nugent on Sean Payton's Saints staff for five seasons. Lombardi was the Saints' quarterbacks coach from 2016 to 2020. Nugent should be very familiar with Lombardi's scheme, so this hire makes a lot of sense. Payton, of course, retired this offseason.

Pass game specialist Tom Arth

Arth and Staley go way back. They first crossed paths in 2013 when Arth was the head coach at Division III John Carroll and Staley was the defensive coordinator and secondary coach. Staley left for a season in 2014 to coach at James Madison before returning to Arth's John Carroll staff for two more seasons as DC from 2015 to 2016.

In 2017, Arth, 40, left John Carroll to become the head coach at Chattanooga, which plays in the FCS. He spent two seasons in that role before rising to the FBS and taking the head coaching job at Akron, where he coached for the last three seasons. Meanwhile, Staley left for the NFL in 2017 to join up with Fangio in Chicago.

Arth was fired from Akron in early November after compiling a 3-24 record — though it's worth mentioning that the university was dealing with COVID-19-related financial issues during his tenure.

Amid these issues, Staley had reportedly targeted Arth for his initial staff last offseason. Now that Arth was a free agent, he made the move to Southern California.

Offensive assistant Mike Hiestand

Hiestand spent the last three seasons working on Fangio's defensive staff with the Broncos. He was a defensive quality control coach and assistant to the head coach in 2019 and 2020 and was the assistant defensive line coach and assistant to the head coach in 2021. Hiestand and Staley were on the same Fangio staff in 2019.

The Chargers announced Hiestand as an offensive assistant, which is interesting considering his playing and coaching history is all on the defensive side. Hiestand was a linebacker in college at Illinois State. He was a defensive grad assistant at Florida International in 2013 and at Notre Dame from 2014 to 2015. He then served as defensive coordinator at Ave Maria University — an NAIA school — from 2016 to 2018 before joining the Broncos.

Hiestand specialized in defensive line last season, and that position group was obviously a weakness for the Chargers in 2021. Giff Smith remains the defensive line coach, but he was a holdover from Anthony Lynn's staff under defensive coordinator Gus Bradley. Staley had issues translating his run defense scheme to the players early last season and he and defensive coordinator Renaldo Hill basically overhauled that entire phase of the defense during the bye. That led to some improvement over the second half of the season. Perhaps Hiestand will bring added fluency in the scheme after coaching with Fangio for the past three seasons.

We will find out more about Hiestand's specific role when we talk to Staley next week at the combine in Indianapolis.

BRANDON STALEY

FMIA: Brandon Staley Isn't Changing Who He Is Despite '21 Finish

By Peter King
NBC Sports
August 29, 2022

SAN JUAN CAPISTRANO, Calif.—It's 5:39 a.m. in Orange County, and Chargers coach Brandon Staley is in a rush to get to work 25 minutes away. But he can't rush his drive too much through the thick fog enveloping the area around his home, not far from the Pacific Ocean.

"In the morning, you can get this fog, which is kind of cool," said Staley, an Ohio kid exposed to California life for the first time in 2020. He speaks of it not in annoyance for adding five minutes to his commute — but rather in a Hey, look at this awesome rolling fog tone.

"My wife is from Chicago. I'm from Cleveland. I don't know what our picture of California was, but coming to southern California we couldn't believe how much it feels like home."

Staley, 39, has a natural eagerness to him, which the football world should see a lot of this year. The Chargers were doomed by a leaky defense last year — the dramatic postseason-elimination loss to the Raiders has left a scar — and the offseason has brought in credible reinforcements: cornerback J.C. Jackson, pass rusher Khalil Mack, run-stoppers Sebastian Joseph-Day and Austin Johnson, guard Zion Johnson. With mature-beyond-his-years quarterback Justin Herbert piloting a top-five NFL offense, the pieces are in place for a young team to make a 2022 run, even in the stacked AFC West.

Staley's not just a coach, though. He's become a lightning rod for progressive football. The Chargers led the NFL in fourth-down conversions last year with 22, and they were fourth in efficiency, making a first down on 65 percent of their fourth-down tries. But it's the one they didn't convert — fourth-and-one from their own 18- in the third quarter of that final game in Las Vegas, leading to a Raider field goal in a three-point loss — that prompted a torrent of criticism.

The young coach is wounded but unbowed. The analytics community, quietly, loves Staley. "He's our Trojan horse," said one team research analyst in the growing community of numbers-crunchers throughout the league. Meaning: Staley's taking the heat from many who think it's insane to go for it on fourth-and-one deep in your own territory in a tight game, but four models say (narrowly) it was the right thing to do. Another analyst told me, "Everyone screamed about fourth-and-one from the 18-, but no one mentions the Chargers were six of seven on fourth down in their biggest game of the year, and they lost because they were awful against the run."

The Lead: Staley

Raiders 35, Chargers 32, Week 18, game 272, Sunday night. America watching.

"That was the ... that's the toughest loss that I've ever been a part of as a competitor for sure," Staley said, merging onto I-5, fog dissipating. "Then to watch the playoffs unfold how they did, you know, to see the AFC Championship Game and then the Super Bowl, that was a tough month for me. As tough a month as I've had.

"But I think it was a good month for me because I got a lot of work done in that month. I really took a hard look at myself number one, our team, our organization, how we did things, make those after-action reports in all phases. I got a lot of work done. As hard as it was, I think it set the stage for the type of offseason that we've had but it was as tough as it gets."

"Ryan Tannehill told me he got professional help," I said. "Not suggesting you did or you needed it, but can football send you into, even temporarily, a really depressed state?"

"When things matter to you so much, like I'm sure they do for Ryan...I think the finality of the NFL and sometimes how you lose, you can't help but be affected, because of how much it means, how much you care. But that's part of competition. I think when you compete, especially in the NFL, you're gonna sign up for losses like Ryan had, like we had. There's gonna be these really tough moments. That's what gets you back going again, though, knowing that you get an opportunity to prove yourself again. You have to show that resilience and I think that's what it's about for me. You learn a lot from everything and then you gotta bounce back and you gotta come back better. That's what I spent my time learning this offseason."

One thing that sticks with me about that game — and that spurred GM Tom Telesco to over-scout run defenders last winter — was the very end, the last two plays of the 2022 NFL regular season. The Raiders had second-and-11 from the LA 46 with 80 seconds left. Tie game. If it ended in a tie, both teams would have made the playoffs. Next two snaps: Josh Jacobs for seven, Jacobs for 10. Daniel Carlson's 47-yard field goal won it.

"My regret," Staley said, "is that in what should've been able to get us out of there with a tie. They ended up splitting us on a 10-yard run and that's what I've been thinking about — our execution on that last play. That's the tough side of things, having to live with that. I didn't do a good enough job. That's the tough side of things. That's what gotten me moving this whole offseason."

Staley was hired after coaching the league's top-rated defense with the Rams in 2020. The Chargers were 23rd in team defense last year, allowing more points than Jacksonville and Houston. That led to the offseason urgency to fix the defense. In Staley's first year as an NFL assistant, 2017, he coached the Bears' outside linebackers and got to know Mack well. Now he's gambling that Mack, at 31 and coming off foot surgery, can be the Mack of five years ago. It's a big gamble.

"I felt like we were missing...that presence up front," Staley said. "I think Derwin James is as good of a leader as there is in pro football. I think Joey Bosa is one of the top defensive players in pro football. But I think to establish a culture and the type of mindset, you gotta bring in players who can live that. I think there's no better example of that than Khalil. I saw it happen in Chicago. He's a fierce competitor."

Fourth-and-one. Regrets?

Of course you regret something when it doesn't work. That's human nature. But in the six or seven minutes we discussed it, these were the five words that meant the most: "The mindset, I don't regret."

I don't see Staley changing. And he shouldn't.

"I think as a coach any time something doesn't go down, you're gonna challenge yourself and say, 'Was that the best thing? Did I give myself, our team the best chance to win?' That was a moment in the game that I felt like we could take advantage of to really give our team a lift. And looking back on it, when we didn't make that fourth down, it had an impact on our offense for a couple of possessions. Defensively, we stopped them right away. I like the way we were playing but it had an impact on our offense for a few possessions and so I think I underestimated that, what that could do if we didn't make it. But the mindset, I don't regret. That's obviously something that in one of the many decisions in that game that if you had to do over again and you knew it was gonna happen, you obviously wouldn't do it. But the mindset of why we did it, I think in games like that, you have to go meet moments like that head-on."

There's a Twitter account run by a football analyst for The Athletic, Ben Baldwin, called the 4th down decision bot (@ben_bot_baldwin). Baldwin uses historical data for each team and each situation and analyzes each fourth-down decision to go for it during the NFL season. He provides, by the numbers, a percentage for the team to win if it goes for it and if it doesn't. He first-guesses, essentially. On this play — Raiders up 17-14, Chargers with fourth-and-one at their 18-, 8:57 left in the third quarter, Chargers with 15 running-back rushes for 77 yards to this point — the 4th down decision bot said the Chargers had a 44 percent chance to win the game if they went for it, a 41 percent to win if they punted. The recommendation ("STRONG") was to go for it. NFL partner Next Gen Stats and two other public analytics sites also said the right call was to go for it.

Austin Ekeler got swarmed trying to pierce the left side of the line. Loss of two. Maybe the Chargers will put the ball in Herbert's hands even on a short one the next time. Herbert was six for six throwing it for conversions on the other six times Staley went for it on fourth down.

There's a bit of an old-school/new-school divide on fourth-down tendencies. The four coaches who went for it on fourth down the fewest times in the league last year, in order: Pete Carroll (11 fourth-down attempts), Andy Reid (15), Bruce Arians (16), Bill Belichick (17). But Sean McVay (19 tries) and Kyle Shanahan (20) were close, so it's not definitive that the youngsters are all changing the landscape.

"We had two primetime games at the end of the season that were really, really, really the big games. We didn't win. There were some [fourth] downs in there that people are gonna scrutinize. That's part of it.

“But then there were five or six, seven games for sure — five games for sure, six seven depending how you look at it — where I know that we don’t win without that mindset. What you have to be able to do is look at the entire season and then in those games that everyone is rightfully talking about, just be really critical of yourself and that’s what I’ve tried to do. I know that what I’m not gonna apologize for is how our team played in those games because our team played exactly how I would want them to play.”

Fourth-down attitude is the bright shiny object; it’s easy to take shots when the team doesn’t convert a controversial one, and it’s understandable because it’s such an untraditional decision. But this was the big picture for the ’21 Chargers: They lost three of their last four. They gave up 34, 41 and 35 points in those losses. They weren’t enough of a complete team and didn’t deserve to make the playoffs. Now they’ve done something about it — but that something isn’t a change in philosophy by the head coach. It’s a change in personnel.

Now Staley was in the parking lot in Costa Mesa. Time to go to work.

“I know the mindset I tried to create within our team,” he said. “I know that’s not gonna change. Not one bit.”

Chargers trade for Khalil Mack is a deviation from their norm — and hints at Brandon Staley's influence

By Daniel Popper
The Athletic
March 10, 2022

The Chargers have made their move, and Brandon Staley's fingerprints are all over it.

Khalil Mack, a four-time All-Pro edge rusher and former NFL Defensive Player of the Year, is headed to Los Angeles. The Chargers on Tuesday agreed to trade a second-round pick in next month's draft and a sixth-rounder in 2023 to the Bears in exchange for Mack. The Athletic confirmed. ESPN was first to report the trade, which will not become official until the new league year begins Wednesday.

This deal is monumental for two reasons:

1. The Chargers are adding an elite defensive player in Mack, and he will single-handedly change the makeup of a defense that ranked 26th in Football Outsiders' DVOA and 28th in TruMedia's EPA/play last season.
2. Staley is showing how much influence he has in personnel decisions, and it signifies a shift in how the Chargers are doing business.

The first point is obvious. The second point is less so.

Mack just turned 31 years old. Trading draft picks for an older player is not something general manager Tom Telesco has previously done. It goes against every fiber of his team-building philosophy. In fact, before Tuesday, Telesco had traded a draft pick for a player just two times in his nine years as GM. He traded a conditional seventh-round pick to the Cowboys for defensive tackle Sean Lissemore in 2013. And he traded a conditional seventh-round pick to the Bills for quarterback Cardale Jones in 2017.

That's it. That's the list.

In his time with the Chargers, Telesco has always stuck to a firm roster-construction strategy. Draft players, develop them and re-sign the ones who have earned second contracts. Then use free agency and trades only as a means to supplement the roster with talent.

The Mack deal is a deviation from that strategy. And it is no coincidence that this deviation is occurring as Staley is entering his first full offseason as the Chargers' head coach.

Staley has a close personal relationship with Mack. The two spent a season together in Chicago in 2018. Staley was Mack's position coach as the outside linebackers coach under defensive coordinator Vic Fangio. Mack had 12 1/2 sacks and six forced fumbles that season and earned first-team All-Pro honors. That connection was certainly a factor in this trade.

There were other important factors, too, primarily where the Chargers are currently positioned in terms of talent and finances.

The defense was not good enough last season in any facet. They could not stop the run. They could not cover consistently enough on the back

end. They did not produce enough pressure on the quarterback. That all led to the worst third-down defense in the league and a downright bad unit overall, despite star players Derwin James and Joey Bosa playing the whole season.

When Staley took the head-coaching job last winter, he made it a priority to improve and stabilize the Chargers' offensive line. They signed three new starters in free agency and drafted a franchise left tackle, Rashawn Slater, in the first round. By focusing resources on that position group, the defense was mostly neglected. The only defensive starter they added in the offseason was rookie cornerback Asante Samuel Jr. The organization felt like Staley — a respected defensive coach — could take the existing pieces, led by James and Bosa, and turn it into a functional defense. That did not happen, in large part because of depth issues.

Now we are seeing Staley's vision for his second season. He solidified the offensive line in 2021 to help ensure Justin Herbert's continued development. In 2022, he is infusing his defense with talent, and he is doing so in a manner that runs contrary to how the Chargers normally operate.

Adding to the defense was the stated goal entering this offseason, and we are seeing it come to fruition with this trade for Mack, who will impact the defense in several ways. The Chargers now have two elite edge rushers on opposite sides of their defensive line, and opposing offenses will not be able to double-team Bosa and Mack every play. The pass rush — which ranked 19th in pressure rate last season — will improve. So will the run defense.

Financially, the Chargers' ample cap space allowed them to make this deal. They entered this offseason with close to \$60 million in space, according to OverTheCap. That number decreased after they agreed to an extension with Mike Williams earlier this week. But they still had space, and they are using it on Mack. All of this, of course, is made possible by Herbert's cheap contract. You have more money to spread around to other position groups when you have an elite quarterback on a rookie deal.

"This year, we can attack it a little bit differently because we do have a lot of cap space and we do have a quarterback on a rookie deal," Telesco said at the combine earlier this month, foreshadowing what was to come. "But the goal every year is the same. The goal is to challenge and to compete for a championship."

Mack will have a cap hit of \$17.75 million in 2022, according to numbers from OverTheCap. That's going to take up a healthy portion of the Chargers' remaining spending space for this offseason. But they will still have enough room to be players in the free-agent market, particularly at cornerback and on the defensive line. Re-signing Uchenna Nwosu is now less likely.

Mack's cap hits will jump to \$22.9 million in 2023 and \$23.25 million in 2024. The Bears are reportedly eating the \$24 million in remaining prorated signing bonus on Mack's deal, which lowers the cap hits he will have with the Chargers.

"We certainly have the space, whether it's for our players or for players from the outside," Telesco said at the combine. "It's a nice resource to have right now."

Staley needed defensive talent, and the Chargers went and got a familiar player who could elevate his unit to new heights.

Herbert has two years left on his rookie deal and is eligible for a market-setting extension next offseason.

Telesco has said he does not believe in championship windows. But the time to win is now. It will only get more challenging once Herbert signs his second deal. That is undeniable. And the team making this aggressive move is proof of that window existing.

The trade was an emphatic statement.

Brandon Staley's Chargers are not your Same Old Chargers.

Staley's journey: Chargers coach's cancer battle defined him

By Joe Reedy
Associated Press
October 3, 2021

LOS ANGELES (AP) — Chargers coach Brandon Staley will be on the national stage Monday night for the first time when Los Angeles hosts the Las Vegas Raiders.

The narrative will be predictable. How Staley went from Division III defensive coordinator to NFL head coach in five years.

But the 38-year old Staley also wants the attention shifted another direction. Something that is more personal and real to him.

As the NFL begins its "Crucial Catch" initiative, Staley would like everyone to know about his most significant victory — being a cancer survivor after he was diagnosed with Hodgkin lymphoma 14 years ago.

"I wouldn't be the head coach of the Los Angeles Chargers if it weren't for my cancer journey. Cancer has been, if not the biggest, one of the biggest reasons why I'm here today," Staley said on Saturday. "I think what cancer does is that it can bring out the best in you. I know that it's brought the best out in me."

Staley was in his first season as a graduate assistant at Northern Illinois in 2007 when doctors discovered a grapefruit-sized tumor on his right lung. The Perry, Ohio, native underwent six months of chemotherapy treatments in Cleveland during offseason breaks. That was followed by six weeks of morning radiation sessions in Chicago during the season so that he could continue coaching.

Cancer has also affected more than just Brandon. His mother, Linda, died from breast cancer in 2004. Bruce, his father, had thyroid cancer when Brandon was younger and completed treatment for prostate cancer last year.

"You can't do it by yourself. I learned that by watching my mom and my dad," Staley said. "I think that so much of beating cancer is believing in yourself. A lot of times, it's knowing that there are other examples out there that show you that you should believe. I got to see it with my mom and dad. I was lucky that it was personal."

Jason Staley — Brandon's twin brother and younger sibling by 2 1/2 minutes — said that his brother's approach to beating cancer bears many resemblances to his coaching philosophy and getting those around him to buy in.

"He's always had this special way to get you to believe. Every time I talked to him, he explained, this is what's going on, this is what I'm doing, and this is how we're going to beat this," Jason Staley said.

"The way he approached it was very methodical. There were no peaks and valleys. It was one treatment at a time; find what progress you can, and continue to get stronger and better.

"His ability to stay in the present and not let it get too big was the catalyst for him. Not letting the past affect him is the same way he coaches his

players. He said, 'I'm just going to compete, and I'm going to grind this thing into the ground,' and 'I'll be damned if he didn't do it.'"

Northern Illinois was the first step on a coaching road that to Staley being hired by the Chargers in January. After a second stint as John Carroll University's defensive coordinator in 2016, he was a linebackers coach in Chicago and Denver under Vic Fangio for three years before becoming the Los Angeles Rams defensive coordinator in 2020. In one season, the Rams defense went from 13th to leading the league.

Staley's communication skills have drawn rave reviews from players. Defensive lineman Linval Joseph, who is in his 12th season, said the way Staley has explained his system and philosophy has been the best he has experienced in the league.

Joseph isn't the only player to share that sentiment.

"Coach Staley is very open. He brings it to us, his plan. He listens to us, and he sees how we see it, too. He asks how we see it," safety Derwin James said. "We are constantly communicating, and that's what makes him so great as a coach. It's not just, 'Hey, you do it this way.' It's both ends of the stick."

Staley's first win as an NFL coach came on Sept. 12, when the Chargers rallied in the fourth quarter to defeat the Washington Football Team 20-16. It also was on what would have been Linda Staley's 64th birthday.

"That meant everything. That would have been the 18th birthday we celebrated without her, and this is the first one where I haven't been sad," Jason Staley said. "As a brother, that's the best gift he could have given. She loved watching us play sports."

Jason Staley said seeing his brother have the platform to reach and inform others about cancer awareness is more important than the wins and losses on the field, especially during the league's many cancer awareness programs in October.

It goes back to when they were 12 years old, sitting at a kitchen table and hearing that their mom had breast cancer.

"His goal is for the 12-year old kid that gets this news in 2021, that they don't have the same outcome we did," Jason Staley said. "From a platform standpoint, the most important thing is just his ability to make a difference and keep my mom's memory and legacy alive."

The Chargers come into Monday night's game 2-1 after a thrilling 30-24 victory at Kansas City gave them their first 2-1 start in nine years. While Justin Herbert has directed a pair of fourth-quarter comebacks this season, the defense, where Staley still calls the plays, has set up the drives with takeaways.

The Raiders, who are expected to have a large contingent of fans at the Hollywood Park stadium, are 3-0 for the first time since 2002. Derek Carr leads the league with 1,203 passing yards entering Week 4 and has led Las Vegas to two overtime wins.

While Staley is still emerging and adjusting to being an NFL head coach, he has already helped others going through their cancer journey. He met a Chargers season-ticket holder who was

recently diagnosed with non-Hodgkin lymphoma during an event in April.

"You need to see other examples of why you should believe that you can do it," Staley said. "I think hopefully, from me, they can see somebody that — I'm just a kid from Perry, Ohio. I was in Division III five years ago. You can live your dreams; you can do anything that you dream of if you believe in yourself."

Unlikely interview set Brandon Staley on journey from St. Thomas to head coach of the Chargers

By Mark Craig
Minneapolis Star Tribune
November 12, 2021

Brandon Staley, the 38-year-old cancer survivor who raised the Rams' defense to No. 1 a year ago and now has the Chargers atop the AFC West as a rookie head coach, essentially began his coaching career 12 years ago while sitting in his car at a truck stop in Beloit, Wis.

He couldn't bring himself to cross back into Illinois because of something University of St. Thomas head coach Glenn Caruso had told him hours earlier during an interview for an opening to coach the Tommies' defensive line and special teams.

"Brandon was a longtime quarterback, an offensive guy who was working in administration as a graduate assistant on Jerry Kill's staff at Northern Illinois," Caruso said. "I think he was wondering, 'Why does this guy have me up in St. Paul interviewing for a defensive job?'"

"But I liked him right away. I said to him, 'I'm going to offer you the job, and I think you're going to call me before you get to the Illinois state line, and I think you're going to accept it.'"

It was early 2009. Staley, born Dec. 10, 1982, in Perry, Ohio, was 26. He was two years removed from beating Hodgkin's lymphoma with chemo treatments at the Cleveland Clinic. And he was closing in on asking his girlfriend, Amy, to marry him.

"I pulled over because I had to make sure it was OK with my future wife," Staley said last week when asked about his fateful pit stop along I-90 West. "I knew Amy was probably going to have to stay back in Chicago while I took that job in St. Paul. I wanted to make sure we were a team that could make it happen."

"Also," he added, "I didn't want to waste time and have Glenn take the offer away from me. Meeting him, I knew he operates fast."

Staley got the job and spent the 2009 season in St. Paul helping Caruso continue turning the Tommies from the 2-8 team he inherited in 2008 to 11-2 and Division III regional finalists two seasons later.

From there, Staley's whirlwind race to the top of his profession included stints as associate head coach and defensive coordinator at Hutchinson (Kan.) Community College (2010-11); graduate assistant at Tennessee (2012); defensive coordinator and secondary coach at John Carroll University in Ohio (2013, '15-16); defensive coordinator and secondary coach at James Madison (2014); outside linebackers coach with the Bears (2017-18); outside linebackers coach with the Broncos (2019); defensive coordinator with the Rams (2020); and head coach of a Chargers team that's 5-3 and plays host to the Vikings (3-5) at SoFi Stadium on Sunday.

Sleeping in a car in Mobile

Staley played quarterback at Perry High School, the University of Dayton and Mercyhurst (Pa.) University. His graduate assistant stint at Northern Illinois started in 2006, two years before Kill's staff arrived from Southern Illinois.

"I think he was video coordinator when we got there," said Tom Matukewicz, who was Kill's linebackers coach and is now the Southeast Missouri State head coach. "In the transition, I basically fell in love with the guy and took him under my wing. There wasn't a lot of on-field coaching for him, but he was kind of my right-hand man."

So how in fact did the young administrative assistant and former quarterback end up interviewing for D-Line and special teams coach?

Well, it all started when Matukewicz and Caruso's defensive coordinator, Wallie Kuchinski, met and hit it off at a coaching clinic.

"Tom Matukewicz became a guy I really trust," Caruso said. "He called me out of the blue."

Staley says that call eventually changed the trajectory of his career, challenging him to grow and become a more well-rounded coach who learned to see the game not just from a former quarterback's perspective.

But first Caruso had to be convinced to grant the interview request in the first place.

"I came at it pretty strong in that call to Glenn," Matukewicz said. "I said, 'Hey, just do me this favor. Interview him. And if you don't hire him, I'll pay for the interview.'"

Matukewicz laughs when he hears people call Staley "an overnight sensation" after the Rams led the NFL in yards allowed (281.9) and points allowed (18.5) last year.

"I was there when he went to the Senior Bowl and slept in his car because he didn't have any money for a hotel," Matukewicz said. "My wife and I gave him gas money, but we didn't have money for a hotel."

"Brandon and Amy made a lot of sacrifices. Brandon isn't a silver spoon. He's made it because he's worked his butt off and he's great at leading and teaching football."

Cancer survivors bond

Staley and twin brother, Jason, grew up in a home where teaching and football were intertwined. Bruce, the dad, coached football. Linda, the mom, was a teacher.

Cancer first struck the home when Bruce was diagnosed while the twins were in grade school. A few years later, Linda was diagnosed with breast cancer.

Bruce survived. Linda lost her nine-year battle when Brandon was at the University of Dayton. Three years later, Brandon, then 24, received his diagnosis.

"When Tom called me about Brandon, he said, 'This young man has gone through a ton of struggles in his life, and he's overcome them all,'" Caruso said. "He's tough. The year Brandon was here, we're getting ready for our first playoff game. We're sitting around talking about this very good opponent and their very fancy schemes and plays and all that."

"At the end of the meeting, I ask if anyone has anything to add. Brandon stands up with his clipboard in his hand and says, 'I heard a lot about schemes tonight, but no one said this team is tougher than we are. Let's go win.' And we did."

Staley looked back on that season last week and credited Caruso and St. Thomas with giving him a solid foundation he still leans on.

"Glenn is the total package," Staley said. "All you have to do is look at what's happened there since he arrived. That year allowed me to see up close what a real head coach should look like. I have so much respect for those guys. St. Thomas has a blueprint that I really believe in."

Staley stays in touch with Caruso and others at St. Thomas. Last year, Caruso and his wife, Rachael, went to Tampa to watch Staley's defense beat Tom Brady and the Buccaneers.

There's another side to Staley's relationship with the Carusos, one that had Glenn choking up.

"In 2017, we're getting ready for the playoffs and Rachael goes in for a routine checkup and we find out that she has Stage 3 colorectal cancer," Caruso said. "Brandon would pray for Rachael daily. Brandon would text Rachael, and it's not like he didn't have other things going on because he's coaching in the NFL."

"If he knew she was going in for chemo, he would just send a note and say, 'Hey, I'm thinking about you. I love you. I'm with you.' If there was a surgery, I swear he would be the first one to be calling after the surgery as I'm sitting there in the waiting room."

Staley heard those words and said, "From my experience, I just know that you can't do it alone. ... Those guys are amazing people. They just mean a lot to me."

To this day, that interview with Staley back in 2009 has stuck with Caruso.

"Nowadays, when I want to strongly recommend someone for a job, I think back to Tom Matukewicz calling me about Brandon," Caruso said. "I pick up the phone and say, 'Just bring him in and if you don't hire him, I'll pay for the interview.' That sure worked with Brandon."

Column: Well versed on Chargers curse, Brandon Staley might be the coach to end it

By Dylan Hernandez
LA Times
September 8, 2021

A well-regarded sports executive once told me that only an idiot would judge a coach based on what he says at his introductory news conference.

Almost eight months after Brandon Staley was hired by the Chargers, every time the rookie head coach speaks publicly is basically an extension of that news conference. His team has yet to play a real game; most of what the former Rams defensive coordinator says is theoretical. Until he wins a game, his words are just words.

Nonetheless, as Staley spoke recently under a giant tent next to the Chargers' practice field, he made a convincing case for why he'll be the man who removes the longstanding curse afflicting the team.

The first step in solving a problem is acknowledging there is one — and Staley is acknowledging their wretched history.

"I think what people don't do a good enough job of is admitting what's out there," Staley said. "What I've tried to do is confront the truth head on with these guys. Like, hey, people do think that you're cursed."

Wait, he has addressed this with his team?

"Oh yeah," Staley said.

Curses don't exist. Staley knows that. But he also knows how a franchise's past can affect the mood of a fan base in times of crisis, how a sense of fatalism in the stands can gradually seep onto the field until the negativity becomes inescapable.

"I'm a former cancer patient," Staley said. "So are both of my parents. There is no such thing as a person with bad luck. It's just life. It's what you make of it. We'll write our story, based off the people that are here and how we do things."

Makes sense. Much of what Staley says does.

The 38-year-old Staley, who was the defensive coordinator at John Carroll University just five years ago, is an engaging communicator. He speaks in grammatically-correct sentences, which doesn't seem like a big deal until you consider how few people do.

His players rave about how smart he is. So do the reporters who cover him every day.

"I love the way he talks," receiver Keenan Allen said. "He talks with passion, energy and confidence."

Staley also has a potential generational quarterback in Justin Herbert.

"Quarterback helps a lot," Staley said. "Your odds of playing in the Super Bowl aren't very good if you don't have a premium quarterback. If you don't, you have to be loaded everywhere else. It's just hard to do."

Herbert passed for 4,336 yards and a rookie-record 31 touchdowns last year after being a first-round pick.

"Normally, when you see someone that is as talented as Justin, they will tell you size, arm strength," Staley said. "But that's not what people talk about. What they talk about first is intangibles, how sharp he is, what a hard worker he is, how humble he is. And that's how I know he'll be a special guy because he has the tangibles on top of premium talent."

Staley especially likes how hard Herbert is on himself.

"That's what great competitors have, that perfectionist [mentality]," Staley said. "An artist can spot his own flaw before anyone else can. But not only can he identify it, then what he does is he goes out and takes care of it every day. He's the last one on this practice field every day. He's the last one every day. He's the first one in our building every day and he has that competitive stamina to bring his game to life."

Herbert was upbeat about how he prepared for his second season by facing a Staley-designed defense in training camp.

"He'll talk about their defense and explain, 'This is why we play it, this is how the safeties will play it,' and how to beat it," Herbert said. "Those are great conversations because I'm new to this league. To learn whatever I can and be around that, he's a guy that knows so much, so that's super helpful."

The Chargers are hoping Staley will be a defensive version of his previous boss, Rams coach Sean McVay. In his lone season with the Rams, Staley coached a defense that gave up the fewest points and yards in the league.

Staley will have players to work with on the Chargers' defense, so long as the group remains healthy.

All-Pro safety Derwin James was sidelined last season recovering from a knee operation. Defensive end Joey Bosa sat out four games because of two separate concussions.

"They hold their disguise so well and they're always showing [coverage] shell," Herbert said. "It puts the offense in a tough position because everything looks the same and you're not really able to pick up where the pressure is coming from, where to slide to and who to point. Just seeing all of that, it doesn't get much more complicated than that, so I have really appreciated that."

How Staley deploys Bosa could be critical, as Melvin Ingram's departure to the Pittsburgh Steelers will allow blockers to focus more on him. Bosa said he liked the culture Staley was creating, something that will be critical when hardships strike.

"He's a genuine guy and he really wants that out of his players," Bosa said. "I don't think that there's any surprises — when we hit some adversity, we'll see what we're all made of together — but, right now, I like his energy. I don't see it as a fake or forced thing. I think he's learned from some of the best coaches in the league, so he likes to emulate that kind of stuff. I think he's really genuine. Personally, I really appreciate that."

Staley has said all the right things so far. The question is how that will translate on to the field.

Chargers' new leader a family man: 'I am from the Bruce and Linda Staley coaching tree'

By Jeff Miller
Los Angeles Times
February 5, 2021

It was a single line — just 10 words — from a news conference that stretched beyond an hour and a half:

"I am from the Bruce and Linda Staley coaching tree."

When Detroit unveiled its new head coach on Jan. 21, the guy talked about biting kneecaps and kicking teeth, Dan Campbell's bizarre fit of passion stirring national attention.

On the same day, just a short time later, almost no one noticed when Brandon Staley was introduced by the Chargers and talked about his mom and dad, calling them "my heroes."

This is a coach whose first NFL job came with the 2017 Chicago Bears and noted defensive mind Vic Fangio.

When he was coaching collegiately at John Carroll, Staley was so enamored with Fangio's concepts that he would finish his meetings and game-planning, and rush off to study whatever Fangio was up to next.

Back then, Fangio was San Francisco's defensive coordinator and catching the 49ers on television in Ohio sometimes meant having to go to a nearby sports bar, where Staley would sit alone in wonderment.

After the 2018 season, Fangio left Chicago to become the head coach in Denver and took two assistants with him. One of them was Staley.

Barely a year later, Staley was hired by the Rams to be their defensive coordinator and brought along everything he had learned from his handpicked mentor.

Still, when asked to declare his roots, Staley put family over football, which is understandable given how much this family, bonded by hard reality, has persevered together and kept alive a tradition of teaching.

"I am from the Bruce and Linda Staley coaching tree."

That is Brandon Staley's line and this is the story behind that line.

Everyone else saw him coaching Jalen Ramsey that day, in a moment especially poignant and peevish.

Television cameras showed Staley reasoning with the Rams' all-everything cornerback shortly after Green Bay had taken a one-touchdown lead on an Aaron Rodgers pass.

Ramsey, his team en route to a crushing 32-18 NFC divisional-round playoff loss last month, was visibly upset on the field and now well short of pleased on the sideline.

Sitting at home just outside Pittsburgh, nearly 700 miles from Lambeau Field, Jason Staley watched his twin brother coaching, too, but saw something else entirely.

He saw the woman whose impact was so profound on the Chargers' new coach that it resonates still today, nearly 17 years after her death.

"Watching Brandon teach those guys, I get a little bit of my mom back," Jason said. "I get to see that, and it's just so cool. It's the reason I pay whatever DIRECTV charges me to get his games."

Linda Staley taught sixth-grade English in northeast Ohio before the breast cancer won, ending her 9½-year battle against a disease doctors estimated would take her life in less than one year.

Bruce Staley also was a teacher — fourth-grade math — before he and Linda learned their first child instead would be children, twin boys. A combined annual income of \$22,000 wasn't going to work for a household about to double in size.

So Bruce took a second job that eventually became a second career in adhesive materials. He was a coach, too, mostly AAU basketball, working with the twins from fifth grade through their junior years at Perry High, about a 45-minute drive from Cleveland.

He always had an even, measured demeanor on the bench and an equally steady point guard on the floor, Brandon possessing sublime ball-handling skills and the sort of passing ability that led to him setting assist records in high school.

Two decades later, while watching the Rams play the Packers, Jason said he laughed more than once at the images of his brother at work.

"He looks like my dad, kind of stalking the basketball sideline," Jason, 38, said. "It's like a flashback: 'That's my dad. That's what he would do.'"

Brandon knew only two positions growing up: point guard and quarterback. He was the sort of player who almost never was taken out of a game. He was athletic but — at 6 feet, 160 pounds — there just wasn't enough of him.

So he ended up at Dayton, which plays non-scholarship football, arriving as a fifth- or sixth-stringer. During that first year, buried on the depth chart, Brandon attempted to walk on to the school's Division I basketball team. He made the final two before being cut.

He'd end up starting for two seasons in football, operating the Flyers' option offense, being voted a captain and winning 16 of 21 games.

"He was as good as any player we had on the chalkboard," said Mike Kelly, Dayton's coach at the time. "He would always ask why. Most athletes don't ask why. It's, 'OK, Coach, got it,' and they just go to it. Brandon wanted to know why all the time."

The call to return home came during Brandon's junior year. It was his father. Mom was dying. Originally diagnosed with 21 cancerous lymph nodes, Linda's fight had been an extended and courageous one.

The disease showed up when the twins were 11 and not quite two months after they'd lost an aunt, Ann Maltarich, also to breast cancer. The first two years weren't as bad as the seven that followed as Linda's condition intensified, even as she long outlived the forecasts.

"An incredible will," said Bruce, a two-time cancer survivor himself. "Nothing ever negative, either. Not a 'why me' kind of thing. Incredible resolve. Just graceful. That's what I saw."

Linda would spend weeks at a time in the hospital, typically isolated and communicating with her three children — the Staleys have a younger son, Michael — mostly through journals the boys would write.

So they didn't always see the pain, but seeing the struggle was as unavoidable as the sound of their mother in the bathroom getting sick again. Jason said he never saw his father cry, those tears also coming only in private.

"That kind of fight leaves a mark," Jason said. "As kids, you see that and there's no way that doesn't affect you. When you think back to how they handled it and how she fought, those are the things that empower us."

At his introductory news conference, Brandon called his mother "the most graceful, loving, strongest person I know." He also said she remains his inspiration today "as a coach, as a father, as a husband."

He didn't include "as a teacher" but only because there's little difference between teaching and coaching to Brandon, who became more than a son to Linda after she was diagnosed. He and his brothers also became her students.

No longer able to work, Linda taught her sons instead, showing them the importance of building relationships with students and recognizing how each one learns and then using that foundation to build something special.

"She's the best teacher I've ever seen, certainly," Brandon said. "She was always able to reach people that were more difficult to reach. Seeing that up close when I was a little kid, I saw the power in that. I've tried to embody a lot of that as a coach."

The lesson remains powerful today and so, too, does the memory of Linda's goodbye. Jason said the turnout at her funeral was eye-opening in the number of lives his mother touched, all that love expressed after she died on Valentine's Day 2004.

Two busloads of players arrived from Dayton and two more from Mercyhurst College, where Jason played linebacker and was student body vice president. Jason that day even had to help a few of his teammates tie their ties.

"You would have thought the funeral was for a superstar," Bruce, 63, said. "The line to get in this place was unbelievable. It was more than you could have hoped for. I'm sure she would have been thrilled."

Mercyhurst is a small liberal arts school in Erie, Pa., hardly known for its athletes but famous for its underdog. Former heavyweight champion Buster Douglas was recruited to play basketball for the Lakers in the early 1980s before giving up hoops for boxing.

In 2005, the school was home to another long shot — a reunion of the Staley twins, Brandon transferring to play football with his brother one final time, both now graduate students.

They lived together and worked out together, even took a class together. Jason had considered not using his final season of eligibility, but Brandon talked him out of it.

Marty Schaeztle wrote all about the twins that season for one of the school's game-day programs. He knew their story well since Schaeztle also is the Lakers' football coach.

"I think once they lost their mom, they really realized the value of family and time," he said. "I think they believed it would be a very good thing to play one more time together. We were fortunate to be able to make that happen."

Brandon practically dragged Jason to watch film with him and catch his passes. As one of the team's new captains, Jason had no choice but go along, refusing to be outworked by someone who had just arrived on campus.

He also had no interest in looking bad in front of his big brother. See, Brandon is the older twin, by two minutes. Still, there were times when big brother was almost too driven.

"He was a classroom rat, a film rat," Schaeztle recalled of Brandon. "It was natural for him to try to put everything together, from the protections to the routes to what was going on in the backfield. It came to him very naturally."

By that point, Brandon was on his coaching path and, the next year, was a graduate assistant at Northern Illinois. Those 2006 Huskies made the Poinsettia Bowl.

It was on that trip to San Diego that the night sweats and the flu-like symptoms turned worse. Brandon, who also had a growth in his chest, called his dad, and Bruce remembers telling him, "You need to get home and get home now."

The doctors determined it was lymphoma.

"As a twin brother, it's the worst day of your life, scariest moment of your life," Jason said. "I'm feeling guilty because I don't have it. I would have given anything, anything to take that cancer out of him and put it into me."

These twins would eventually serve as each other's best man. They got engaged only two weeks apart and married just six weeks from one another.

They competed plenty as kids but, more often, teamed up. Brandon was always the better athlete. Yet, to this day, the only thing that really bothers Jason is the fact that Brandon, despite being an inch shorter, was the one who could dunk a basketball.

Brandon now calls the six months of chemotherapy and six weeks of radiation that followed his "cancer journey." He phoned his twin brother after every treatment, reassuring Jason that things would work out, the patient also the healer.

As a former college quarterback evolved into an NFL defensive coordinator, Brandon has been touted for his ability to see football from both sides. His vision goes even deeper than that.

"I looked at it as a chance to compete," Brandon said of his diagnosis. "It was a chance that could really bring out all the best in me. When you get to the other side of it, there's an energy, there's a strength, there's a feeling that you can do anything that you dream of. That's what I've been trying to do every day since."

And now, he's the Chargers' head coach, a young, sharp leader ready to pair with Justin Herbert, the team's young, sharp quarterback.

Brandon's first call after accepting the job was to his wife, Amy. His second was to Herbert.

On the day he was introduced by the Chargers, Brandon called Herbert again, this time for a video chat, explaining later that he wanted to loop in his quarterback as a way of gaining Herbert's trust.

The call included not only Brandon but also Amy and couple's three young sons — Colin, Will and Grant.

"That meant a lot to me," Herbert said. "He had so many other things to do that day. To set aside some time like that was special. I thought that was a pretty cool moment."

They talked family and relationships before they talked football, this disciple of Vic Fangio leaning instead on the lessons from home, the lessons taught by his most favorite of teachers.

At the Perry Cemetery, a family friend recently hung a Chargers lanyard over Linda's gravestone and sent the twins a photo.

Thinking back to his mother, Brandon said, "She's not here, but she's with me."

And that won't change anytime soon, not for someone who comes from a coaching tree carved from his family tree.

A brother's promise and the D-II season that led Brandon Staley to the Chargers

*By Daniel Popper
The Athletic
March 23, 2021*

Mitch Phillis was still learning, and like any 19-year-old college sophomore, he had questions. But he was afraid of asking a dumb one to his superior — in this case, his football coach.

Phillis had taken over as Division II Mercyhurst College's starting quarterback four games into the 2005 season. He was developing, there was no doubt about that. But his coach was demanding, and Phillis did not want to mar his progress with public embarrassment. So in the film room, as his coach toggled through cut-ups of an exotic defensive coverage, Phillis bit his tongue.

Luckily, he had a human answer key sitting next to him: Brandon Staley, a fifth-year grad transfer backup quarterback who, despite being only 22, already was an encyclopedia of football schematics. The film session would wrap up, and later, Phillis would find Staley in the locker room to ask the questions that had been eating at him. Staley would happily oblige: It was a split coverage, of course. Man on one side, zone on the other.

Problem solved. Embarrassment avoided.

Fifteen years before he was hired to lead the Los Angeles Chargers, Staley's remarkable capacity for teaching, distilling and communicating information already was there — it just had to be uncovered. He had started two games earlier in the fall while Phillis dealt with a training camp injury, but once Phillis was healthy, he returned under center, and Staley was faced with the finality of his playing career.

Instead of wallowing, though, Staley did what was natural, what he always was destined to do.

"He just started coaching," says his twin brother Jason.

Jason Staley was ready to break up with football. His mother, Linda, died on Valentine's Day in 2004 after a long battle with breast cancer. "She approached just a truly awful disease with an amount of grace that is really hard to put into words," Jason said.

Jason, a linebacker, spent the 2004 season at Mercyhurst that fall, but he had lost his desire to keep playing.

"I hit the point where I loved football but I wasn't in love with football anymore," he said. "That's a tough realization because you've been playing the game since you were 6. It's even tougher to make the decision to walk away."

Jason was done, and he told his brother, his "best friend" who had just finished his second winning season as Dayton's starting quarterback and who, like Jason, had one more year of eligibility

But his brother was having none of it. Brandon knew Jason would regret giving up that final season for the rest of his life. So he offered a solution.

"I'll come play with you," Brandon said.

"Excuse me?" Jason replied in shock.

Brandon could have stayed at Dayton. But the brothers, inseparable from birth, had spent the last four years apart. They were still grieving for their mother, a sixth-grade English teacher who had instilled in them the value of work ethic and empathy. Brandon wanted to be there for his twin. And so they decided to spend this final season at Mercyhurst, together.

Brandon graduated from Dayton in May. He was in Erie, Pa., days later, moving in with his brother for the first time since they were 18. Brandon picked up a summer job moving furniture around campus. And he picked up Mercyhurst's hefty playbook, literally and figuratively.

The first time Phillis sat down to watch film with Staley, he was surprised to realize the newcomer already had learned the Lakers' intricate pro-style offense.

"We did not have anybody like him," Jason said.

That was evident within days — in the weight room, on the field, in the film room.

"I probably learned more in that summer about studying opponents than I had in the prior four years combined," said John Egbert, a receiver on that 2005 team. "And it just really was evident that he was a different level of cat."

Brandon was instrumental in organizing regular 7-on-7 games between the Mercyhurst offense and defense, what Egbert described as "epic, epic duels" every Sunday. Those days were transformative for the whole team.

"A lot of competition," said Jeff Nowling, who entered 2005 as the starting quarterback. "A lot of jawing at one another."

Because most of the players grew up locally, those not staying on campus drove to Erie for those scrimmages, including Phillis, who came to a sudden realization about Brandon.

"This guy's been getting after it," Phillis said. "He knows the offense already. He's been working on that. He's not coming into camp, like, oh, I'll learn it in camp. He was someone that was like, I'm going to know this before camp, and he was on it."

Brandon galvanized the team to train harder and more frequently. He threw every day with teammates.

The day Brandon got to the Mercyhurst football office, Egbert walked into the weight room and saw his new teammate doing Olympic lifts with a barbell while balancing on one leg. Egbert looked on in bewilderment. What are you doing over there?

The previous summer, before Brandon's arrival, Egbert thought he had made dramatic strides through his workouts.

"We probably did half the amount of work that we did the summer that Brandon came in," Egbert said.

Trying to find any way to get on the field, Brandon took reps at safety during those 7-on-7 games to sharpen his defensive versatility. He had only ever played quarterback.

"He could play any position," Nowling said. "He was very athletic."

Brandon still spent enough time in the playbook to grasp the complex offense at warp speed.

"I remember within a week or two," Egbert said, "not only was he teaching concepts to the other QBs who had been in the room for one, two or in some cases three years, some of the offensive assistants, like our wide receivers coach, he was teaching things to."

Brandon Zangaro, a two-way player on that 2005 team, was not in Erie for the summer. When he arrived for the start of training camp, Brandon Staley had already mastered far more than just the quarterback's duties. He knew the responsibilities of every player on the field.

"You know his intelligence and his Xs and Os are next level within the first 30 seconds of speaking with him," Zangaro said. "You have a guy transferring in, there's going to be some skepticism. Who's this guy? He hasn't been here the past four years doing what we've all been doing. But that didn't happen, because everybody knew."

Including Joe Lombardi.

Lombardi joined the Mercyhurst staff in 2002 when Marty Schaeztle took over as head coach. And though he was coaching at a small Division II liberal arts school, Lombardi, the grandson of legend Vince Lombardi, still had Super Bowl expectations.

"Every day, every week, it seemed like he thought he was in the NFL," Egbert said. "I think in his mind he was walking out to Heinz Field instead of Tullio Field in Erie, Pennsylvania."

Lombardi demanded perfect recall. He ran Bill Walsh-inspired perfect-play drills to end practice, where one minor misstep — like running a route at 14 yards of depth instead of 15 yards — required another repetition. He scripted his first 20 plays every game when no one in Division II was implementing that level of preparation.

One day at practice, Lombardi watched a play unfold that reminded him of a film clip he showed his team two months prior. He asked Phillis if he remembered it — well, more like demanded if he remembered it.

(This might explain why Phillis would go to Staley with his questions.)

"I was kind of like, 'Ummm, I don't remember that specific play,'" Phillis remembers. "He was the type that was like, 'How could you not remember that? If you see it once, you should know it forever.'"

Thinking back, Egbert still marvels at Lombardi's attention to detail.

"Football is in his blood," Egbert added. "But honestly, there's more football in his brain than in his blood."

Staley, meanwhile, was enthralled. The two football junkies connected almost immediately.

"I really fell in love with studying the game," Staley said of his time with Lombardi at Mercyhurst. "I felt like Joe was an outstanding teacher. I felt like he was really progressive at that time. I had never been around an offense like that, that really challenged the quarterback from a mental standpoint, from a preparation standpoint."

"I love that. I couldn't get enough of it."

Specifically, Lombardi offered a diverse and layered NFL-inspired playbook that differed from the option-heavy offense Staley ran at Dayton. The quarterback had much more control at the line of scrimmage, sometimes having as many as 20 possible audibles or checks at his disposal.

"He was always trying to learn," Nowling said of Staley. "He wanted to eat it up. So he asked a million questions. ... Brandon's questions sparked a different thought in Coach Lombardi."

"The way that Joe talked to Brandon, he knew he could put more on him than other guys," Egbert said. "He would feed him more, he would pick his brain more. He talked to him more as a peer than a player because he really respected his knowledge."

The connection grew over that season, and Lombardi trusted Staley's understanding of the offense. That formed an avenue to the field for Staley. With Phillis injured, Staley replaced Nowling, the starter, in the second half of the season opener with the Lakers trailing, 28-10, to Gannon. He led an early second-half touchdown drive, but four fourth-quarter turnovers prevented a comeback.

The following week, Staley entered for Nowling in the second quarter against Northern Michigan. He helped erase a five-point deficit, and Mercyhurst took its first lead of the season. But turnovers, again, were the culprit in a loss. Staley started the next week and nearly led the Lakers to a win over 18th-ranked Michigan Tech. He gained over 100 yards on the ground and threw for 192 yards, a touchdown and two interceptions.

Phillis then replaced Staley in the fourth quarter the following week with Mercyhurst trailing Northwood, 35-0. Staley's final snaps at quarterback came two weeks later in relief of Phillis against Ashland. Staley took snaps at quarterback in five of the first six games of the season. The Lakers went 0-7 to start the year. They had a young defense that gave up at least 40 points in seven of 10 games the season.

But the Staley-Lombardi relationship was a bright spot in the disappointment. Staley had earned that trust over the course of that season, in the film room and on the practice field, even after he lost the starting job for the second time.

"Brandon was just there," Jason said. "He showed up to every practice and soaked up everything from Coach Lombardi. It was like hell trying to stop him. ... He really knew he wanted to go into coaching after interacting with Coach Lombardi."

In 2009, when Staley was an assistant at Division III St. Thomas, he traveled to New Orleans to visit with Lombardi, then the Saints quarterbacks coach. Staley embedded in the Saints QB room for a week with Lombardi and Drew Brees. Lombardi long had been an advocate for Staley in NFL coaching circles, including with Ed Donatell, with whom Lombardi coached on the Falcons staff in 2006. Staley ended up getting his first NFL gig as the outside linebackers coach for the Bears in 2017 with Vic Fangio, and Donatell, a longtime Fangio assistant, was on that staff.

“He really taught me the game at a high level,” Staley said of Lombardi. “Protections, the run game, how do these concepts fit together, how can we get in and out of plays. At that time, that’s kind of where my love for coaching offensive football really came, was from him, because I loved playing for him and I learned so much and he made me better. And I think that we saw the game the same way, and that relationship has really stood the test of time.”

“They were really good memories,” Lombardi said. “He was awfully smart and fun to be around.”

Staley’s decision to play with his brother in turn helped facilitate the relationship that led to perhaps the most important hire of his life.

Justin Herbert’s development is a priority as the Chargers enter a pivotal offseason. That responsibility will fall largely on the shoulders of his offensive coordinator: Joe Lombardi.

“There are so many coaching trees built up and circles crossing, and you hear about people hiring people they know all the time,” Egbert said. “But this does seem unique, doesn’t it?”

Zangaro broke his leg midway through the 2005 season and had a front row seat to Staley’s transformation.

He watched practice as the backup quarterback, completely comfortable in his teaching role, groomed Phillis and connected with his teammates.

Staley was finding his coaching voice.

“He’s got it. He’s just got it,” Zangaro remembered thinking at that moment. “The way that he communicates and his ability to communicate with different people at different levels, it was unparalleled.”

Phillis’ growth was most evident. And Zangaro, from his sideline seat, knew Staley played a crucial part.

Phillis, a self-proclaimed pocket passer, even scored a rushing touchdown that season when he pump-faked a linebacker and dove over the goal line. He said he picked up the move from watching Staley in training camp.

As Zangaro thinks back now, he witnessed a man born to coach football embarking on a journey that would carry him to the very pinnacle of the professional.

“You knew what he was going to do,” Zangaro said, “and where he was going to go.”

Mom’s influence inspires ex-Flyer’s meteoric rise to NFL head coach

*By Tom Archdeacon
Dayton Daily News
January 24, 2021*

The Dayton Flyers – who’d been on a 14-game winning streak – had suffered a heartbreaking, 33-28 loss to Valparaiso at Welcome Stadium.

Brandon Staley, UD’s option quarterback, had thrown for 280 yards and two touchdowns, ran for 86 yards and another score and nearly orchestrated the comeback when he drove the Flyers the length of the field in the final minutes, only to have four straight passes fall incomplete in the end zone.

After the game, he had gone around the dressing room consoling several of his teammates, but before he would talk to me he said he had to step outside to make a phone call.

As he did after every game in that 2003 football season, Staley called his mom, Linda, who was back home in their small Lake County town of Perry.

She was too ill to be at the game, but as she’d tell me that evening when we spoke, listening to the radio broadcast of the Flyers’ game and especially hearing her son’s voice afterward was “some of the best medicine I can get now.”

A longtime English teacher, she’d been diagnosed nine years earlier with breast cancer and by that late October game things had gotten “pretty tough” for her Brandon said.

Linda didn’t hold back when we spoke.

“I had three chemo treatments a week ago and I feel OK, but I don’t have much energy now,” she said quietly. “My cancer has metastasized to my liver and I know it’s kind of scary for my boys now. They know it can be brutal.

“But Brandon knows how much I look forward to Saturdays: Listening to what he’s doing out there on the field, hearing them say his name, knowing he’s on the Dean’s List at school, it makes me so proud.

“Saturdays I have a smile on my face.”

Less than four months later – on Valentine’s Day 2004 – Linda Staley passed away. She was just 46 and left three sons and Bruce, her husband of 23 years. After that emotional call back home following the Valpo game, Brandon had talked about his mom:

“You could never tell what she’s fighting through because... she never gives in, never gives up.”

“I draw on her strength every day. She’s my inspiration.”

Now, fast forward 17 years and 3 months to this past Thursday afternoon, and you heard Staley say almost the exact same thing about his mom when the Los Angeles Chargers formerly introduced him at press conference as their next head coach.

“She was an inspiration to me as a player and she is an inspiration to me as a coach and as a father and as a husband,” he said on the Zoom call. “There’s no possible way I would be here if it weren’t for her.”

Many football observers were surprised by what some called the “meteoric rise” of the 38-year-old coach. He has been in the NFL just four years. Five years ago he was an assistant coach at John Carroll University, the Division III school on Cleveland’s east side.

Before he was hired last Sunday to replace Anthony Lynn, he’d never been a head coach at any level.

The Chargers interviewed five other candidates, but Staley – who had spent the past season as the defensive coordinator on Sean McVay’s Los Angeles Rams staff and made the defense No. 1 in the NFL – was impressive in their interviews, said John Spanos, the president of football operations:

“He’s the son of a teacher and he’s the son of a coach. One of my favorite parts of the first time we sat down with Coach Staley was when he said, ‘People ask me what coaching tree I consider myself a part of.’

“This is a guy who coached with some great minds in football. He worked with Vic Fangio. He coached with Sean McVay. But he says, ‘I’m part of the Bruce and Linda Staley coaching tree. That’s my coaching tree.’

“And I think that says a lot about Brandon. It says a lot about his character, his values and who he is.”

Back in 2003, Linda talked to me about football and her family: “Football is important to our whole family. Actually, we’re pretty nuts about it.”

That October day had been proof. While Linda was at home, Bruce was at Mercyhurst College where Brandon’s twin brother Jason was a linebacker. It was Parents Weekend so he belonged there, but he wanted to know everything that was happening with Brandon, too.

“My husband and I had a phone call going and when Dayton was on offense, I’d hold my phone up to the Internet broadcast so Bruce could listen on his cell phone,” she laughed. “I got pretty animated, so I don’t know what he actually heard.”

That spunk his mom showed that day was something Brandon would draw on four years later – in 2007 – when he was a grad assistant at Northern Illinois and a grapefruit-sized tumor was found on his right lung. By then he’d lost his mom and aunt to breast cancer and his high school coach to the disease as well, but his dad had overcome thyroid cancer and would do the same (recently) with prostate cancer.

Brandon was diagnosed with lymphoma and when the season ended he returned to Cleveland to undergo chemotherapy. He returned to NIU for spring football, then went back home to finish his six months of chemo.

When the next season began, he drove regularly to Chicago for six weeks of radiation.

His scheduled his treatments at 7 a.m. so he could get back to campus in time for afternoon practice.

"When I went through my cancer journey...I thought of it as a chance to really bring out the best in me," he said Thursday. "I think when you get to the other side of it, there is an energy, a strength. There is a feeling you can do anything you dream of."

"And that's just what I've been trying to do every day since."

'I never would have been able to do it alone'

"He's what I'd call a typical Dayton Flyers football player," said Mike Kelly, who was UD's celebrated head coach back then and today is an assistant athletics director at the school. "He came from a smaller school, was multi-talented and an outstanding student."

After a stellar career at Perry High School, he was redshirted his first year at UD and the following season he was a backup. Finally, in his third year – that 2003 season – Staley won the starting job and guided the Flyers through a 9-2 campaign.

In 2004, the Flyers had added Kevin Hoyng from Coldwater. He'd go on to become the program's all-time leader in career passing yards completions and touchdowns, but that season he and Staley split the starting duties. Although he graduated after that season, Staley still has a year of eligibility left.

"He knew he was going to be in a serious battle with Kevin, but we probably would have played both of them again," Kelly said. "Like any young man, he wanted the spot himself, but we couldn't guarantee that."

He decided to transfer to Mercyhurst, whose quarterbacks' coach was former Flyers assistant Joe Lombardi, now the QB coach of the New Orleans Saints.

It hadn't been easy for Staley to leave Dayton, especially because of the way people reached out to him when his mom died.

"We brought two busloads of players – maybe 50 or 60 guys – up to the funeral," Kelly said. "It was a very emotional time for Brandon and his family."

Staley reflected on that Thursday: "I never would have been able to do it alone."

But in going to Mercyhurst, he became the starting quarterback, got to play with his brother and was a lot closer to his dad since Perry was just 70 minutes away from the Erie, Pa. campus.

His dad had been a longtime high school coach and that's something that always intrigued Brandon.

"I started drinking coffee in the first grade and reading the sports page," he laughed. "I wanted to be just like my dad."

'The best teacher I've ever seen'

During spring football drills in 2003, Staley registered the highest vertical jump on the UD team. And in landing now with the Chargers, it's evident he hasn't lost his hops as a coach.

"I've been around for three decades coaching and every once in a while a young, bright guy who sees the game globally comes around," Ed Donatell, the Denver Broncos defensive coordinator and a two-time Super Bowl winner, told the Denver Post. "(Staley) sees offense, defense, special teams and he knows how they work ... It's an extraordinary job of teaching (to get the Rams defense atop the NFL.) He's a young, bright mind that sees it all and can communicate with people."

After starting out as a defensive assistant at Northern Illinois, Staley became a defensive line and special teams coach at D-III St. Thomas University in Minnesota, then spent two seasons at Hutchinson Community College in Kansas and year as a grad assistant at Tennessee.

In 2013 he was hired as the defensive coordinator at John Carroll. He made a one-season detour to James Madison, then returned to John Carroll. In 2016, he planned to join JCU coach Tom Arth at Tennessee-Chattanooga when Vic Fangio of the Chicago Bears called.

Two seasons later he followed Fangio to Denver and last season he was hired by McVay, whose granddad, John McVay, had been the Flyers coach for eight seasons in the 1960s and '70s and later, as San Francisco's VP and director of football operations, helped lead the 49ers to five Super Bowl titles.

"I hardly know anything about professional football, but what amazes me is it's such a tight knit group of people," Kelly said. "There's a lot of networking."

And the Dayton Flyers are now a part of that network. When he was 30, Sean McVay – who went to Ascension School in Kettering – became the youngest head coach ever in the NFL. At 33, he was the youngest Super Bowl coach.

Part of his grandpa's staff at UD was Jim Gruden, whose son Jon would be a back-up quarterback for Kelly's UD teams in the 1980s and later won the Super Bowl as the Tampa Bay Buccaneers coach. He now coaches of the Las Vegas Raiders. Before him, Chuck Noll, the former Flyers lineman of the 1950s, won four Super Bowls as the Pittsburgh Steelers head coach and is enshrined in the Pro Football Hall of Fame.

Jon Gruden now has Austin King, a former Flyers assistant, on his staff. And this evening former Flyers' center Terry Heffernan will help coach the Buffalo Bills line in the AFC title game against Kansas City.

Thursday somebody noted to Staley that he'd now be facing fellow Flyer Gruden twice a year in the AFC West. While he praised Gruden – "he's as good of a football coach as there is" – he also got in a puckish tweak: "We were both quarterbacks at Dayton, but I'll tell you that I was a little better quarterback than he was."

The Chargers hired him because of the way they believe he'll relate to his players and Staley was quick to give props to his mom for that:

"She was the best teacher I've ever seen. She had an amazing ability to listen. People just felt they could be themselves with her. She could really bring out the best in them ... I think seeing that up close when I was a kid, I saw the power in that. And certainly I've tried to embody a lot of that now as a coach."

"So even though my mom's not here, she's with me."

Once he lifted her. Now she lifts him.

JOE LOMBARDI

Chargers offensive coordinator Joe Lombardi believes the wait was worth it

By Gilbert Manzano
Orange County Register
August 7, 2021

COSTA MESA — Chargers offensive coordinator Joe Lombardi has noticed the close friendship between quarterbacks Justin Herbert and Chase Daniel and compared them to the 1988 comedy film “Twins.”

Herbert and Daniel are an odd pairing visually because Herbert is six inches taller, but they complement each other as quarterbacks, according to Lombardi.

It’s a perfect pairing between an emerging starting quarterback and a vastly experienced backup.

“You know, it’s really like having another coach in the room,” Lombardi said about Daniel, a 13-year veteran. “It kind of looks like Arnold Schwarzenegger and Danny DeVito in ‘Twins’ when they’re standing next to each other, but it’s great having them.”

The quarterbacks are one of many reasons why Lombardi decided to join the Chargers this year as the offensive coordinator.

Lombardi waited five years before returning as a play caller because he wanted the perfect situation to redeem himself after a short stint as the Detroit Lions’ offensive coordinator in 2014 and 2015.

With a star quarterback in Herbert, a revamped offensive line with an All-Pro center in Corey Linsley and an abundance of playmakers with wide receiver Keenan Allen and running back Austin Ekeler, the Chargers qualified as a perfect situation for Lombardi from a personnel standpoint, but it was his close relationship with Chargers coach Brandon Staley that got him to leave New Orleans after five years as their quarterbacks coach.

Lombardi coached Staley in college when Staley was the quarterback for Mercyhurst University in 2005.

“I really enjoyed my time in New Orleans and was happy there, but you know, my history with Brandon and this organization, I was real excited for the opportunity,” Lombardi said. “I’ve got a lot of experience with (Chargers offensive line coach) Frank Smith from our time in New Orleans. So it’s been very seamless, and it’s a good group.”

Lombardi was familiar with the Chargers’ roster after the Saints’ scrimmages against the Chargers in Costa Mesa between 2017 to 2019. He got a close look at Allen, who’s regarded as one of the best route runners in the NFL.

“As advertised,” Lombardi said about working with Allen. “There’s not better. He’s just always open, just one of those guys. Even when you look at the script and you look at the defense versus the route, and you think, ‘Oh, they’ll probably have him covered,’ but they don’t necessarily. He’s just a fun guy to be around. He’s always positive and has good energy. It’s been great.”

Allen compared Lombardi’s offense to what former Chargers offensive coordinator Ken Whisenhunt ran with quarterback Philip Rivers. He said it’s an elevated version of the West Coast offense, one that will allow him to play more freely.

“Just a step up where I’m allowed to play free and play my game,” Allen said. “The fact that I was in that offense and with Phil for so long, I’m able to translate it into this offense.”

Lombardi said his new offensive system will be a blend from what he ran with the Saints for many years, but with heavy input from Staley, Smith and quarterbacks coach Shane Day.

Lombardi said it didn’t work in Detroit with quarterback Matthew Stafford and wide receiver Calvin Johnson because he was focused on replicating Sean Payton’s system with the Saints.

With another opportunity to call plays, Lombardi is allowing his perfect situation to have plenty of say in building the Chargers’ offense.

New Chargers coordinator Joe Lombardi looks to build offense around Justin Herbert

By Jeff Miller
Los Angeles Times
January 26, 2021

His first shot as an NFL offensive coordinator lasted 23 games.

Joe Lombardi now has a second chance and plans to apply a lesson learned in 2014-15.

“Just having the flexibility to adjust a little bit better maybe than we did back then,” he said Tuesday in a videoconference. “That’s the biggest thing, just the flexibility to adjust as things aren’t like you’re used to them being.”

Lombardi, 49, was hired this week by new coach Brandon Staley to oversee a Chargers offense that features one of the NFL’s bright young quarterbacks in Justin Herbert.

Seven years ago, he joined Jim Caldwell’s staff in Detroit for a tenure that turned out to be rocky and failed to meet expectations. Lombardi was fired seven games into the 2015 season.

He had spent the previous seven years with New Orleans, first as an offensive assistant and then as quarterbacks coach. Lombardi suggested Tuesday that he had become too rutted in the Saints’ way of operating.

His two Lions teams had a difficult time running the ball and in pass protection, which led to Matthew Stafford struggling despite the presence of receivers Calvin Johnson and Golden Tate.

After being dismissed by Caldwell, Lombardi returned to New Orleans, where he spent five more seasons as quarterbacks coach before the Chargers called.

Now, he’s in a position where, like Staley last week, he’s touting the idea of building a scheme around Herbert rather than forcing the quarterback into a predetermined system.

“I’m comfortable with whatever our guys are good at,” Lombardi said. “Man, if it’s something the quarterback thrives in, then that’s what we’re going to want to do.”

For Herbert, Lombardi explained that could mean more up-tempo and no-huddle next season. The Chargers tried both this season but with no sustained commitment.

In college, Herbert flourished in an offense that never huddled and operated almost exclusively from the shotgun. Lombardi said he will go back to Herbert’s days at Oregon to tap into what the 22-year-old does best.

“He’s got a skill set that is elite,” Lombardi said. “It appears there’s nothing he can’t do. He’s got an incredibly strong arm, good accuracy. He’s very athletic. Sounds like he’s a real smart guy that’s a good leader.”

Along with directing the Chargers' offense, Lombardi is expected to continue developing Herbert after a season that made him the favorite for the NFL's offensive rookie of the year award.

Having spent 12 of the previous 14 years working with Drew Brees, Lombardi said the future Hall of Famer's commitment to detail and exhaustive preparation are two qualities he can pass along to Herbert.

He said that in New Orleans, Brees' influence could be seen in the Saints' other quarterbacks, specifically how they followed his example. He called Brees' traits "coachable."

Lombardi's familiarity with Herbert dates to preparation for last year's draft. He said he began paying closer attention during the season as Herbert gained league-wide exposure by the week.

The Chargers lost to Saints in mid-October, 30-27, in overtime. Herbert finished 20 for 34 for 264 yards and four touchdowns, an effort Lombardi noticed even as he was more focused on Brees.

"I've seen enough to know I've got no questions about his abilities," Lombardi said. "If you lined up all the quarterback skill sets in the NFL, he'd be at the very top with a couple guys."

After a season in which the Chargers offense on occasion lacked aggressiveness, Lombardi said that although game situations sometimes dictate otherwise, he leans toward leaving the offense on the field if there's an opportunity.

"I always say, 'What would I want if I'm on the other sidelines?' " Lombardi said. "I always feel like when a team's going for it on fourth down [it's] like, 'I wish they were just punting it.' So, yeah, I'm a big fan of going for it on fourth down."

Lombardi said he was drawn to the Chargers' job mostly because of his relationship with Staley. In 2005, both were at Mercyhurst University, Lombardi as offensive coordinator and Staley as quarterback.

He also said he is not surprised Staley received a head coaching job after only four seasons in the NFL. Lombardi recalled a conversation the two had a few years ago about Staley making it to the league as a coach.

"I said, 'Look, you'll get your chance, and I bet you you'll be a head coach in five years.' " Lombardi said, smiling. "Pretty sure I called that one a long time ago."

Chargers' Joe Lombardi eager to build an offense around Justin Herbert

*By Gilbert Manzano
Orange County Register
January 26, 2021*

Brandon Staley observed from the back of the room while Joe Lombardi instructed the New Orleans Saints' quarterbacks, including Drew Brees.

Nearly 12 years before Staley asked Lombardi to be his offensive coordinator with the Chargers, Lombardi invited his former quarterback turned coach to a training camp visit as the Saints embarked on their Super Bowl season of 2009.

"I'd bet you that he's watched every single game we've played on offense here in New Orleans since then," Lombardi said Tuesday about Staley, who at the time coached defensive linemen and special teams at St. Thomas, a Division III program in Minnesota. "Just (Staley's) familiarity with me and what we've done here (in New Orleans), it makes it such an easier transition."

If Lombardi's guess about the recently-hired Chargers head coach is true, then Staley has watched more than 160 Saints games from the past decade.

On Monday, Staley hired Lombardi as the Chargers' new offensive coordinator. Lombardi spent 12 seasons on Sean Payton's coaching staff during two stints in New Orleans — 10 overall as the quarterbacks coach, including the past five seasons.

Lombardi, 49, said he had interest in other coaching jobs since the Detroit Lions fired him as the offensive coordinator in 2015, but he wasn't going to jump at any opportunity. It needed to make sense and familiarity was important to him.

Staley, 38, was Lombardi's quarterback for one season at Mercyhurst University in 2005, when Lombardi was the offensive coordinator.

"Brandon, No. 1," Lombardi said when asked why the Chargers' opening was the right fit. "How well I know him and I think how well he knows me. ... Not to mean that we're going to copy (the Saints' offense), but just coming from a common background of football, to be able to get things started. As he is in the beginning of putting a staff together, what he is looking for, it all lines up with the way that I think.

"Sean Payton often says that he is more interested in compatibility first before he thinks about capability. I just think that the compatibility of what Brandon is building here is going to be second-to-none."

Lombardi will likely incorporate some parts of the Saints' offense to form the right scheme for quarterback Justin Herbert and the rest of the Chargers' offense, but he knows the importance of flexibility.

Lombardi said a reason why his stint with the Lions didn't work out was because he forced the Saints' offensive system instead of using it as a starting point to build off players' strengths. The Lions finished 11-5 during Lombardi's first season in 2014, but the offense based on short passes, timing and precision produced mixed results for quarterback Matthew Stafford and a Lions team that ranked 19th in total offense. It got worse the following season and the Lions fired Lombardi after a 1-6 start.

"The biggest thing is just being able to be more flexible," Lombardi said about what he learned the most as a first-time play caller in Detroit. "Spending so much time in New Orleans and doing things one way, you kind of get used to that. When you're put into a new situation where the schedule is different, and maybe you're around coaches that weren't used to doing things the way that you were used to, just having flexibility to adjust a little bit better maybe than we did back then.

"That's the biggest thing, just the flexibility to adjust when things aren't the way that you're used to them being."

Staley has only coached in the NFL for four seasons, but he's had plenty of success by prioritizing players' strengths over schemes. Lombardi said he is eager to form an offensive coaching staff with Staley.

Lombardi wants coaches from other offensive schemes to provide different perspectives, which will be vital for Herbert's development after a dynamic rookie season.

"He's got a skill set that's elite," Lombardi said about Herbert. "It appears there's nothing that he can't do. He's got an incredibly strong arm, good accuracy and he's very athletic. Sounds like he's a real smart guy that's a good leader. He just checks all the boxes."

Lombardi said it's too soon to reveal what the Chargers' offense will look like in 2021, but he said Staley wants tempo.

With Herbert's downfield accuracy, and Staley looking to play off his quarterbacks' strengths, Lombardi will likely call many deep shots, but he understands what type of weapons Herbert has.

Wide receiver Keenan Allen, running back Austin Ekeler and tight end Hunter Henry thrive with up-tempo passes, a staple of the Saints' offense since Payton took over in 2006. The Chargers' trio had a similar style with quarterback Philip Rivers before Herbert took over in 2020.

Allen had an instant connection with Herbert, but Henry and Ekeler, one of the best pass-catching running backs in the NFL, often got lost when the rookie quarterback was looking upfield for wide receivers Mike Williams, Jalen Guyton and Tyrone Johnson.

It will be up to Lombardi and Staley to find the right balance to utilize all of the Chargers' skill players.

Lombardi has shown he's able to evolve around his Saints quarterbacks in recent years. He's worked with quick passers Brees and Teddy Bridgewater, aggressive quarterback Jameis Winston and athletic quarterback Taysom Hill. Watching how Payton changed the Saints' offense from Brees as the focal point to wide receiver Michael Thomas and running back Alvin Kamara as the centerpieces, will likely help Lombardi in his second opportunity as an offensive coordinator.

Lombardi said it's important to have a balanced offense, which scared some Chargers fans on social media, but he reiterated the importance of using Herbert's strengths as a passer.

"I think it's important to have some balance," Lombardi said. "But when you have a quarterback as talented as Justin, you want to let him throw the ball when it's appropriate. That's for sure."

Herbert had a historic rookie season under prior head coach Anthony Lynn, but the coaching staff was often criticized for conservative play calling and not taking enough chances on fourth down. Lombardi wasn't as cautious in his response when asked about possibly going for it more on fourth downs.

"I'm a big fan of going for it on fourth down," Lombardi said. "I know all the data analysis says that we are probably not aggressive enough as NFL coaches. I'm in favor of moving in that direction."

RENALDO HILL

Chargers' new defense leader Renaldo Hill is well- coordinated with Brandon Staley

By Jeff Miller
Los Angeles Times
January 27, 2021

They spent the 2019 season together in Denver, as in really together.

Renaldo Hill explained that his office was next to Brandon Staley's, and the two frequently swapped ideas.

"I think we probably spent more time in the other person's office just talking and game-planning than our own," Hill said Wednesday. "It was important to us."

They now are teaming up again, Staley as the Chargers' new head coach and Hill as his defensive coordinator.

Barely a year ago, they were position coaches for the Broncos. Staley worked with the outside linebackers and Hill the defensive backs. Neither has been in the NFL long, Staley only four seasons and Hill three.

But in 2021, they will combine efforts to oversee a defense led by Joey Bosa up front and Derwin James everywhere else.

Staley, who was hired away from the Rams after one year as their defensive coordinator, will call defensive plays during games while Hill manages the operation.

"We'll collaborate," Hill said. "[Staley has] always been open to listening and receiving. I'm looking forward to the opportunity. But, in the meantime, I definitely will lean on Staley and be able to sit back and learn."

The setup is similar to what they experienced in Denver, where head coach Vic Fangio has called the defense the last two years with Ed Donatell serving as coordinator.

The Chargers will be switching to a hybrid 3-4 scheme that is expected to present various fronts, often employs more defensive backs and emphasizes versatility.

"We want to uniquely shape it around our guys," Staley explained last week. "I think that's probably the hallmark of the way we play, that agility that we have to feature our premium players."

Under former coordinator Gus Bradley, the Chargers blitzed as little as any team. Though they are expected to bring extra pressure more in 2021, the Chargers don't figure to be blitz heavy.

Staley and the Rams ranked 19th in blitz percentage this season. Using a similar 3-4 system under Fangio, Denver finished in the bottom half of the NFL in blitzing in 2019-20.

Hill, 42, was drafted in the seventh round by Arizona in 2001 and had a decade-long career. His playing days ended when the Broncos cut him in late July 2011. During that summer, he met Chris Harris, an undrafted rookie cornerback the Broncos had signed out of Kansas. Harris was with Denver for nine years and now is entering his second season with the Chargers.

"I heard about some of the noise, that this young guy was flashing, making plays all over the field," Hill recalled, smiling. "And, you know, 10 years down the road he's still doing the same thing."

Hill's coaching tenure began in 2012 as a graduate assistant at Wyoming. Two years later, he was out of coaching and spent time visiting various college programs. He said he went to his alma mater, Michigan State, as well as Alabama, Utah and North Dakota State.

"I just wanted to continue to build while I was out of the game," Hill said. "I was always trying to find out how I could advance and move forward."

He got a job coaching defensive backs at the University of Pittsburgh in 2015 and spent three years there before reaching the NFL as an assistant with Miami. Hill was with the Broncos the last two seasons.

Now, he's a coordinator entering just his fourth year in the league and with a team that is transitioning to a new staff but has enough promise to be considered beyond rebuilding.

"It may have been a fast move up, but I felt like I was preparing myself," Hill said. "You have to say there was some luck there. But I'm thankful for every opportunity I've been in."

Though the Chargers have announced nothing officially, Hill indicated that Giff Smith, who has coached the team's defensive line the last five years, will remain on staff.

He also said Derrick Ansley and Tom Donatell will be joining the Chargers. Ansley had been the defensive coordinator at the University of Tennessee and Donatell, an ex-UCLA assistant, a quality control coach for Seattle.

The Chargers also have hired defensive line coach Jay Rodgers and Joe Barry, who is expected to be the defensive run game coordinator.

New Chargers DC Renaldo Hill excited to reunite with Brandon Staley

By Gilbert Manzano
Orange County Register
January 27, 2021

Brandon Staley and Renaldo Hill spent countless hours in each other's offices as defensive coaches on the Denver Broncos' staff to not only prepare for their 2019 opponents but for future offensive schemes they might face.

Planning ahead is why Staley, the recently hired Chargers head coach, decided to hire Hill as his defensive coordinator.

"Let's figure out some puzzles," Hill recalled Wednesday about his game-planning hours with Staley. "Let's find the new things that people are doing and let's attack them ... We're always looking for the next thing. How can we improve our defense?"

The two became close during their lone season together in Denver, with Staley as the outside linebackers coach and Hill as the defensive backs coach.

Hill remained in the same role with the Broncos this past season and Staley went on to be the Rams' defensive coordinator.

Now they'll reunite to use their past notes and brainstorm for the Chargers.

Staley will call the plays for the defense, but Hill said the new job intrigued him because he knows Staley will allow his heavy input on game days.

"I'm going to lean on (Staley) earlier in this process," said Hill, a first-time defensive coordinator.

"But I know he's always open to listen to ideas. And he has his own ideas, I have mine. But as a defensive staff, we'll definitely collaborate on all those and come up with the best for the guys, but he's always been open to listening and receiving. A lot of times you may be in rooms and it might not be received as well."

Hill, 42, played 10 NFL seasons as safety for the Arizona Cardinals, then-Oakland Raiders, Miami Dolphins and Broncos. He coached for college programs Wyoming and Pittsburgh before landing his first NFL coaching job with the Dolphins in 2018 as an assistant defensive backs coach.

Hill said Tampa Bay Buccaneers defensive coordinator Todd Bowles inspired him to become a coach when Bowles coached him with the Dolphins in 2008.

"The way his brain operated, that's something that I think we have a shared common," Hill said about Bowles.

"Always thinking from a different lens. He always talked to me about, 'You know this game. There will be a lot of people with a lot of experience.' It's good to pick up that experience from him and understand that they have something to offer, but don't sell yourself short on the things you know about this game as well."

Staley also noticed that potential in Hill, and referred to him as a "young superstar," according to Hill during the recruiting pitch.

Hill said this opportunity will help him learn how to coach defensive linemen and linebackers while still sharing his extensive knowledge to the Chargers' defensive backs.

Eventually, Hill wants to use this experience for bigger coaching roles and he believes Staley will allow him to grow as a coach with the Chargers.

“That’s one of the first things that Staley mentioned is about putting guys in better positions in order to move up and advance,” said Hill, a Black coach, when discussing the NFL’s lack of diversity among coaches. “It just wasn’t lip service.

“(Staley is) always talking with his staff about putting guys in position to move up, and I know that’s something, once I step in that building, that’d be the game plan for not only myself but the rest of the staff.”

Hill didn’t get into specifics about how the Chargers will look defensively in 2021, but he stressed the importance of bringing pressure and disguising coverages, possibly from a Cover-2 scheme with two safeties downfield.

The Chargers rarely blitzed in the past four seasons with Gus Bradley as defensive coordinator. Bradley often utilized a four-man rush and used Cover-3 with a single-high safety.

“You have to bring those simulated pressures,” Hill said. “You have to bring those five-man pressures as well as six. Obviously, you want to be able to mix those things in, but you also want to see how your personnel fits to all those things.

“But I think it’s important to understand the personnel and how we want to operate, but I believe you have to bring pressure in this league. I believe you have to change it up and give these quarterbacks multiple looks. You also have to know who you’re going against, because of the quarterbacks we have in our conference, they invite pressure.”

Hill was likely referring to Chiefs quarterback Patrick Mahomes.

He’s looking forward to game planning against him twice a year, along with the many other talented quarterbacks in the NFL.

JOEY BOSHA

Chargers' revamped defense has huge edge with Khalil Mack, Joey Bosa end to end

By Jeff Miller
Los Angeles Times
September 5, 2022

He opened his latest session with reporters by answering one of the first questions thusly: "I don't like to talk a lot."

He concluded the gathering a few minutes later by declaring, "I don't like talking too much."

Luckily for the Chargers, they didn't trade for Khalil Mack to talk but rather to do — do the things that have made him a three-time All-Pro and six-time Pro Bowl selection, a star to align opposite their other star on the edge, Joey Bosa.

Together, they are expected to form the pillars of a rebuilt defense that will be just as vital in determining this team's fate as any magic twirled by the right arm of Justin Herbert.

The Chargers missing the playoffs in 2021 had nothing to do with their young and immensely talented quarterback. Despite the shrieking protests that still echo, their failure had nothing to do with Brandon Staley's fourth-down decisions, either.

The Chargers missed the playoffs last season because their defense wasn't good enough at stopping the other team from running the ball or turning third down into first down.

The decision-makers responded by trading for Mack and fully guaranteeing \$59 million to seven defensive free agents: linemen Sebastian Joseph-Day, Austin Johnson and Morgan Fox; cornerbacks J.C. Jackson and Bryce Callahan; and linebackers Kyle Van Noy and Troy Reeder.

The fact that the Mack deal started everything was both significant and symbolic — Staley reuniting with a player he coached with success, who arrived already grasping so much of a complex and teammate-dependent system.

That theme wove throughout the offseason as the Chargers enter Week 1 with a 53-man roster that includes only eight of their top 15 tacklers from a season ago.

With Mack and Bosa, Staley is convinced he has a pair that, when combined, will add up to more than just two.

"I see a lot of really special things happening that can only happen between two players of that caliber," Staley said during training camp. "There are a lot of things that are going on between them that not many people would understand.

"To see the game through two superstars' lenses like that, two of the top players at their position in the last several years, to be teaming up and sharing their stories and what they see, it's really special."

Mack and Bosa spent much of August side by side, swapping ideas and secrets. They watched video together of other edge rushers and opposing offensive linemen. They pushed each other in meetings and in sprints.

Now entering his seventh season and with three consecutive Pro Bowl selections, Bosa suggested Mack's impact has been so real that he has found himself appreciating his own maturity. "Just having a guy like that to motivate me, always being first running to every drill, I'm like, 'OK, I have to keep up with him, I guess,'" Bosa said. "But, he's the man.

"I think as a rookie — or a few years into my career — it would have been a negative almost in a way where I'm too in my head, too hyper-competitive in that sense. Now, I just love to have a guy like that to lean on, ask questions."

They are different players with opposing styles. Mack is power where Bosa is precision. Mack uses his shoulders where Bosa uses his hands. Mack will run over where Bosa will spin around.

What they share is production when it comes to pursuing quarterbacks and setting the edge on running backs, Staley linking the duo as "difference-makers."

Mack has four seasons with double-digit sacks. Bosa has four too. Mack has 136 career quarterback hits. Bosa has 129. Mack was the 2016 NFL defensive player of the year. Bosa was the 2016 NFL defensive rookie of the year.

"They have really complementary styles," Staley said. "They have really complementary personalities. I think that opposites attract a little bit, and you're seeing a little bit of that between them. As a coach, you love to see that."

Staley praised both Mack and Bosa for the totality of their influence, calling each "complete," a player equally capable of disrupting the run and the pass. He indicated that he expects both to play 80-90% of the snaps, if healthy. What this all means once the games begin remains uncertain. But it can be noted that, over the last 15 years, the Chargers have had two players with at least 10 sacks apiece in the same season only once — in 2017, when Bosa and Melvin Ingram did it.

"They're extremely detailed with their technique," Chargers center Corey Linsley said. "When you get guys like that who have all the talent in the world and work on their craft day in and day out, that's what makes them who they are."

Another thing these two share: a lack of postseason success. Mack hasn't won a playoff game since his only year of high school football, back in Florida. Bosa's lone NFL playoff victory came in January 2019.

Could that be changing in a few months?

Just one of the expectations now attached to the Chargers involves them making a playoff run, Mack and Bosa forecast to have a lot of the say, even if one of them prefers to not talk much at all.

Joey Bosa enjoying learning and exploring Los Angeles Chargers' new defense

By Shelley Smith
ESPN.com
August 5, 2021

COSTA MESA, Calif. -- To see Joey Bosa move -- like, say, between the field and the (healthy) snack cart after practice -- you'd think he was more like a sloth. Slow, deliberate, slower. You'd never guess he was one of the best and fastest edge rushers in the NFL.

But put Bosa on the football field, specifically in this new defense the Los Angeles Chargers are running, and the 6-foot-5, 280-pound Bosa has cat-like reflexes, brutal off the ball and even more brutal when he makes contact, which is often -- even without pads.

That's not to say that Bosa is completely comfortable standing on the edge, rather than down with a hand in the dirt. He does both, depending on whether new coach Brandon Staley has the Chargers in a 3-4 defense or a 4-3. It's all designed to keep the opposing offense guessing and is completely unpredictable, which is how Staley likes it.

And the thought of Bosa being utilized in many different ways is a scary thought to opposing defenses.

"There's a lot going on," Bosa said. "A lot of moving pieces. Usually I'm coming in here and I'm solely focused on how I'm rushing each day, which is another dynamic. I get to judge myself on another level, and it's fun. But yeah, it's going to take some time."

But football smarts are not an issue for Bosa.

"I'm going to make a few mistakes here and there, but by the time camp is over, I'm sure it will be second nature," he said.

On one sequence, Bosa took on rookie offensive tackle Rashawn Slater, who has been praised by just about everyone in camp. Slater was a first-round draft pick for a reason, a player who got the best of defending rookie defensive player of the year Chase Young (then at Ohio State) during his junior year at Northwestern -- setting up a great Week 1 matchup between Slater and Young when the Chargers head to Washington.

But back to Bosa and his gait ... the quick, game-time one. He faced Slater, who slowed him initially and held up until the whistle blew to end the rep. But if the whistle had blown just a little bit later, who knows if the rook would have held up.

"I turn into a different guy when I get mad," Bosa has said many times.

Bosa isn't the only player who loves the new scheme.

"It's refreshing," said defensive lineman Justin Jones. "It allows a team the inability to adjust to what we're going. It keeps them on their toes, which means offensive linemen are on their toes. They're not going to know who's blitzing -- who's coming and who's not coming."

"It's going to be hard to figure us out (for the opponents). What we're doing, what we're bringing. We're never a standstill defense and that's going to make us really hard to beat."

That suits Bosa just fine, even if it means learning a new scheme and a new stance. But Bosa admits they're not easy to learn, which he's fine with.

"A good defense shouldn't be easy to learn in two days," Bosa said. "So it's a fun challenge. Obviously seeing it live is a lot different than sitting at home reviewing on my book. ... It's not as much the athletic part of it. It's just seeing the field, understanding the formation, seeing shifts. There's a lot of moving pieces. I think it's a dynamic defense."

It's a defense who involves fast and relentless hitting, which is how Bosa has played his entire career. Even last season, when he was battling a bunch of injuries, Bosa still recorded 7.5 sacks and 39 tackles.

"Joey Bosa, he'd be good doing anything," Staley said. "We're trying to get him into a new comfort zone -- there are some things we're asking him to do that he hasn't done before. I think that more than anything, what he does best he'll be able to do at a high level. Some of the other things that are brand new for him will help not only himself but his teammates and we've tried to map that out for him. He's been great."

"You need premium players to play the type of defense we hope to play."

Perhaps the safest way to slow Bosa down is to bring a dog around, which perhaps is why Bosa doesn't have one ("I can barely take care of myself," he has said).

But he loves them. He slowly crawled up on the field to hug the Chargers' rescue mascot "Bolt" saying, "Come play with me," and hugged him tight.

So the best way to stop Bosa? Dog hugs and a sports drink from the snack cart.

Chargers Edge Rusher Joey Bosa Put Mental Health Recovery Over Football in Offseason

By Fernando Ramirez,
Sports Illustrated (Maven)
September 9, 2021

When players line up for stretching and activation for the Los Angeles Chargers, it's done in unison at Jack Hammett Sports Complex or Hoag Performance Center.

But when all players are on the ground going through a stretch, a silent figure is in the back doing his own thing.

Joey Bosa is backpedaling, doing lunges, and working out at his own speed. He is always working on his craft and always tries to improve. He works with his trainer Todd Rice in Florida, and his workout partner is his brother -- San Francisco 49ers defensive end Nick Bosa.

He is out there in Florida from the moment the season ends until mandatory minicamp. Usually, they go through numerous pass-rushing techniques or work on getting stronger and faster.

However, this year was different.

Last season was challenging all around, with the pandemic and the offseason program being shortened. It was rough, but for Bosa, the whole season was strange.

"The impact of what I went through last year was real," said Bosa with a straight face.

He sustained numerous injuries to begin the season. By the New Orleans game in Week 5, Bosa dealt with a triceps, ankle, and knee injuries that prevented him from playing any other down but third. He got a sack in the 4th quarter against Drew Brees using a spin move that would make Dwight Freeney proud.

Fast forward to Week 9 in Denver when the Chargers had a 21-point lead over the Broncos late in the third. Bosa took a hit to the head and would miss the rest of the game with a concussion. Things would change from here.

Bosa only remembered showing up at the facility on the bus. Everything else was foggy. The next few days would get even worse with him locking himself up in his room and only coming out to get his COVID test at the facility.

He would miss two games. He returned feeling a little more upbeat. He had a dominating performance against the Buffalo Bills in week 11, sacking the opposing quarterback three times, collected nine tackles and six tackles for loss.

Three weeks later, it would happen again. He sustained a second concussion in Las Vegas against the Raiders. He wouldn't return for the last two games of the season.

"I undersold how much it affected me mentally with a concussion or what I had to deal with," explained Bosa. "It was really intense, and I kind of fell into a bit of a hole at the end of last year mentally."

One of the factors that helped him get out of his hole was that the fact that he had Nick living with him in L.A. The younger Bosa brother was rehabbing from a torn ACL he sustained in week two against the Jets.

Bosa decided to room with his brother again, like when they were kids. Growing up, they competed in anything and everything. They still kind of compete to this day.

"I think we have this intense competition against each other all the time," admitted Bosa. "That's kind of unspoken like, when somebody else does something, we're happy for him, but at the same time, we're like s***, and I want to do better."

During the back end of training camp this year, the 49ers were in town to have a joint practice with the Chargers. The younger Bosa is still coming back from his torn ACL, but he was able to practice on the side.

He also watched as his brother hand swiped, outpowered, and even used his agility to get past the 49ers offensive line. He was on a mission.

"I'm happy I was able to perform well against this team, and for him to see a few reps, it meant a lot," explained Bosa. "I was going to be really, really upset if I went out there and had a bad week because I can't have him show me up."

Bosa was Mic'd up for the Chargers, and the first thing he says when he bumps into his little brother is, "what's up, small guy?" to which Nick asked his older brother what moves he used to get past the offensive line.

It is the typical big brother, little brother love relationship. You always want your little brother to do great things, but not better than you.

"Sometimes the competition gets a little too intense, but luckily we don't play ping pong anymore or paddles are flying all over the place," said Bosa.

Bosa was happy to see his brother. He was thankful that Rice and his brother helped him climb out of that dark hole. He spoke out about mental health after what he had suffered through last season and has become more and more of an advocate.

"It's your health long term, and you see so many people losing their minds," Bosa said last November. "There's people around me that have been losing their fathers from, from brain diseases, and it's just it's a scary thing to think of."

Sometimes athletes are seen as Supermen, nothing can get to them, and nothing can hurt them, but people forget that they are more like Clark Kent. A couple of years ago, Bosa started to see a therapist, who helped significantly with what was going on during the end of last season.

"Ever since then, I've been super open about all of it, my meditation, therapy sessions, and all that," said Bosa. "So, it was just a tough time, and I had him to help me every week."

Bosa is a workout warrior. So, after the season ends, he takes some time to himself then jumps back on it with Rice and his brother in Florida. This offseason, though, Bosa felt like it was more about getting back mentally.

"The last few months, I've been steadily climbing and climbing and climbing and I'm just back to my old self, you know, feeling great," said Bosa. "Feeling great physically feeling great mentally."

He took his time. While he did that, some changes were going on back in Los Angeles. The team had fired head coach Anthony Lynn and hired 38-year-old Brandon Staley.

The new head coach called every single one of his players on the phone to explain to them who he was, and he wanted to get to know them. He wanted to show the players that he cared for them as people, not only as players.

"It's pretty obvious that this is who he is, and he's really passionate and knowledgeable about every single position," said Bosa. "He's a younger guy who listens and knows how to take care of us."

The head coach would talk to Bosa here and there but knew that his star pass rusher wouldn't be coming until mandatory minicamp. When Bosa showed up in Costa Mesa, he sat down with his head coach, and they just talked for a little over two hours. Bosa opened up to his coach about what he had gone through last season.

"I think that for him to be so outspoken," said Staley. "It's very courageous to me; there's a lot of bravery. Then there's also a selflessness too because he's not thinking about himself. He's thinking about other people. Anytime you have a star player like him that thinks that way, it's amazing."

He also talked football with Staley, realizing quick that Bosa is a unique person with a high football capacity.

"He's kind of an artist," said Staley about his initial thought after meeting with Bosa. "You don't get that way without being fully invested in your game, and I think he's so insightful about the details of his craft."

Bosa was quickly impressed by his new head coach.

"He could walk in any room really and talk about technique, and it's not just like, 'Oh, yeah, what are you guys running?' It's like he breaks it down exactly what's going on technique because he loves football," explained Bosa. "He has this kind of freaky memory where he just remembers things."

Staley was also impressed with Bosa. Staley has worked with some of the best pass rushers in Chicago's Khalil Mack, Denver's Von Miller and Bradley Chubb, and L.A. Rams' Leonard Floyd and Aaron Donald.

"I learned a lot from those guys like what he sees and what his approach is, and, and tapping into that, so you can coach him better," said Staley. "I felt like he's just has a lot of insights because he's such an accomplished player."

There will be some changes to this defense, though. Since being drafted by the Chargers in 2016, Bosa has been a big reason why the defense has generated a consistent pass rush. He has played 63 games in a Bolt uniform, sacked the opposing quarterback 47.5 times, and has 109 quarterback hits.

He also had his partner in crime in Melvin Ingram. When one of them got a sack, Bosa would do his signature shrug, and Ingram would cross his arms. They were a solid duo, but that has come to an end. Ingram wasn't re-signed and is a member of the Pittsburgh Steelers.

"He was great," said Bosa about Ingram. "He was the polar opposite of me, which I mean, opposites attract. I think we had a great relationship. Great player. I learned a lot from him. But I'm just happy he found a good spot, and he's probably going to have another great year over in Pittsburgh."

The Chargers brought Kyler Fackrell from the New York Giants to compete with Uchenna Nwosu for that spot opposite the Pro Bowl pass rusher.

"I love having Kyler," explained Bosa. "I think he was a great pickup. He had a great game the other day, was really impactful. I think Chenna's definitely coming into his own. He's been a great rusher for the past few years already, and he's finally going to have a real opportunity to get a lot of reps, but I think all three of us are going to do a really good job rotating in, and we're going to all have a lot of reps every game and keep each other fresh."

The significant change in Bosa's game will be that the team will ask him to take his hand out of the dirt and drop back into coverage. "I obviously want to rush the passer," said Bosa. "It's what I love to do. It's what I love about football and what I love to work on. But this is a new skill I have to learn. So, it's been a fun challenge. It's been frustrating at times, definitely. But at the same time, anything worth doing isn't going to be easy all the time -- corny, corny saying, but it's true."

That change also came with him not being with defensive line coach Giff Smith, who has been his defensive line coach since he entered the league. Bosa has always thought highly of him.

The Chargers hired Jay Rodgers from the Chicago Bears, who coached with Staley, to be the outside linebacker's coach.

"He's definitely a very positive guy, levelheaded -- which sometimes I need that," said Bosa. "So, I'm excited to keep on getting to know him. It has been a challenge for him, too, because he was with the big guys the last few years. So, he's been open about that. It's a new situation for him. He hasn't coached edge in a while, so it's been a fun learning process for both of us."

Rodgers had spent the last five years as the defensive line coach in the Windy City before moving out west. "This guy loves football," Rodgers said about Bosa. "He's very knowledgeable about his skill set what he's trying to do. His specific blockers run and pass. So, I've really enjoyed getting to know him and see how he reacts to some of the things that we're installing."

When camp started, Bosa was excited to work with Rodgers, but there was some hesitancy about last season.

"I was a little nervous coming into camp with how I feel at some certain things that have kind of built up over the years, but I have been feeling great," said the pass rusher. "I feel like I've got my rhythm back."

When on the defensive field at Jack Hammett, Bosa did one of two things during every practice, either going through a drill or talking to Rodgers.

"He's constantly working on his body, his timing, his footwork," explained Rodgers. "And then, as far as our conversations go on the sideline, different scenarios that could come up to help him play faster because I think the more you know, the faster you can play. Faster guys like him can play the more production they wind up having."

When it was 7-on-7, or there was a special team drill, and he wasn't needed, Bosa would be at a machine or workout dummy working on his craft, as Staley put it, like an artist.

Something else that Bosa noticed without Ingram being present is that he is now the leader of the pass rushers. Make no mistake about it, Bosa isn't a ra-ra guy; he is the furthest from that. He leads by example but doesn't mind giving tips.

"I feel like it's most effective when I'm coaching guys up one on one and telling them how I see things," said Bosa. "I understand everybody rushes differently. So, I don't want to like tell him this was the only way but tell him what I see what's been successful for me."

He has been a silent leader in the pass-rushing room. He has helped guys from Nwosu to third-year player Davin Bellamy to rookie fourth-rounder Chris Rumph.

"I mean, at the end of the day, Joey has been doing this at a high level for a long time, since his rookie year, and so any advice I go to him and talk to him about anything pass-rushing wise anytime I go to him after advice," said Rumph.

Things have certainly changed a lot since last season. The team has a new head coach with a new direction. Bosa will have some new duties to go along with getting after the quarterback.

So, the fans should expect a 10-sack season and a five-interception season from Bosa?

"Hopefully, more than ten sacks, but I'll take one interception. It's all I need," joked Bosa.

Bosa said he is excited about the season to start, but there will be a lot of factors that will go into how the Chargers will do this season. He knows that one factor he can count on is his quarterback Justin Herbert, whom Bosa has been a massive advocate for a la Paul Heyman since last training camp.

"I'm excited to see what he can do this year," said Bosa about his quarterback. "Another thing that I love about him is I don't think he... I mean, he must know is that good, but I feel like he's such a humble and normal dude. So, it's like it never comes off as arrogant or full of himself for like this super talent that he is, which was he's a 6'5 fast like he's the ideal quarterback, and I think he's got a Hall of Fame future, for sure."

From everything Bosa has gone through from last season to this one, he feels re-juiced and is looking ahead and not back.

"I don't come into practice where you don't want to bump my head or anything like that," said Bosa. "I think I've done everything right to heal my brain and heal my body, so it's part of the game."

DeANDRE CARTER

Onetime substitute teacher DeAndre Carter looking to school foes on kick returns

By Jeff Miller
Los Angeles Times
September 6, 2022

Chargers fans saw no Justin Herbert, Derwin James or Khalil Mack in the preseason.

No Keenan Allen, Austin Ekeler or Joey Bosa either.

They did see DeAndre Carter. But did they really see DeAndre Carter?

Signed to be the team's kick returner, Carter played 45 preseason snaps, all on offense.

The Chargers had 10 returns — six kickoffs and four punts — in their three preseason games. None of the players who did the returning made the initial 53-man roster.

So, Sunday against Las Vegas will be the first time Chargers fans see the real, complete DeAndre Carter.

"Definitely excited," Carter said last week. "I'm just excited to see how our unit — our special teams unit — comes together. I think we're going to be exciting back there this year."

Special teams have been an issue of late for the Chargers, a fact underscored by the turnover from last season.

Coach Brandon Staley hired a new coordinator in Ryan Ficken and assistant in Chris Gould. The Chargers signed a new punter in JK Scott and long snapper in Josh Harris.

They re-signed kicker Dustin Hopkins after he made 18 of 20 field-goal tries and 30 of 32 extra-point attempts in 11 games for them last season.

And the Chargers added Carter, who is entering his fifth season yet still has a survivor's hunger. Coming out of Sacramento State in 2015, Carter spent time with four teams over three years before making his NFL debut in 2018 with Philadelphia.

During one stretch, he was out of the league for so long that he took a job as a substitute teacher at a middle school in Northern California.

"A great experience, wouldn't trade that for the world," Carter, 29, said after signing. "It teaches you to cherish the opportunity that you have and make sure that you take advantage of all the opportunities that you have and just be grateful."

A year ago, the Chargers had the worst punt-return average — 5.9 yards — in the NFL. Chicago's Jakeem Grant had a 97-yard punt return. The Chargers had 107 yards total in 18 returns.

Carter has career return averages of 9.2 yards on punts and 23.3 yards on kickoffs. His only return for a touchdown came on a kickoff last season for Washington.

He is expected to stand tall in 2022, this player who, at 5 feet 8, is the shortest of all the Chargers, a full foot shorter than tight end Donald Parham Jr.

Given his size and assignment, Carter acknowledged after joining the Chargers that kick returning requires a certain — perhaps slightly crazy — mentality.

"You're looking straight up into the sky and people are running at you full speed and you can't necessarily see everything," he said. "It definitely takes a different mindset to be back there. Everybody can't do it.

"... I think that it's going out there to make a play, not to not mess up. Try to bring something exciting to a unit, knowing that you have a different skill set. It's being explosive, being fun."

A reminder of the Chargers' kicking-game woes and instability — since November 2020, six coaches have overseen special teams — came in the second week of the preseason.

Dallas' KaVontae Turpin returned a kickoff 98 yards and a punt 86 yards for touchdowns. In 2021, the Chargers tied for third worst in the NFL at defending punt returns.

With Carter, the expectation is they will have a chance to produce their own special teams electricity. His kickoff return for a touchdown last season covered 101 yards.

"If you make a big play, even if it's not a touchdown ... there's a lot of momentum in the game that flips," Carter said. "The offense can thrive on it, and the defense can thrive on it. If you have a good special teams unit, it's definitely going to go a long way into your team's success."

Given their recent performances in the kicking game, the Chargers would welcome some success in 2022. Just avoiding failure would be a step forward too.

With Keenan Allen sidelined, journeyman DeAndre Carter deftly fulfilling promise made to late brother

By Bridget Condon
NFL.com
September 14, 2022

COSTA MESA, Calif. -- When Keenan Allen left the Los Angeles Chargers' season opener with a hamstring injury in the second quarter, quarterback Justin Herbert lost the most productive passing-game partner of his career, with the pair having collaborated on 206 completions since 2020.

In Allen's absence, a player stepped up who was decidedly less established -- but driven to fulfill a promise.

A 29-year-old journeyman, DeAndre Carter was averaging just over 11 receiving yards per game entering 2022. In Sunday's 24-19 win over the Las Vegas Raiders, Carter logged three catches for 64 yards, including a 23-yard scoring grab that gave Los Angeles a 17-3 lead at the half. He paced the team in yards per catch (21.3) and was second only to Allen in total receiving yards.

"It definitely feels good being able to contribute to the team, contribute to a win," Carter said on Tuesday. "Being able to produce and make plays and stuff like that is good. I feel like I'm coming through on my promise to him and making my family proud."

The him Carter is referring to is his younger brother, Kaylan, who died in 2013 after going into cardiac arrest during a weight training session with his football team in high school.

Kaylan had hypertrophic cardiomyopathy (a disease associated with an enlarged heart), and he spent two months in a coma at the hospital before he died.

"It's difficult," Carter said. "Hardest thing I've ever been through in my life. It's difficult. We were real close. I felt like I lost my best friend, and I didn't know where to go next. I threw myself into football and school, trying to keep my mind off of it."

During the time Kaylan was in a coma, DeAndre Carter was in fall camp as a junior at Sacramento State. He went to visit his younger brother in the hospital, knowing it might be the last time he ever saw him.

"I made him a promise that I was going to make it in this league for the both of us," Carter said, "It was both of our dreams. I told him I was going to do everything that he wanted to that he never got the opportunity to do. That's what got me up every day after being cut so many times. Being out of the league for a whole year (in 2016), that's what got me up in the morning and kept me going."

The Chargers are Carter's ninth NFL team. After going undrafted in 2015, he spent time on various practice squads before making it on to a 53-man roster with the Philadelphia Eagles in 2018.

Less than two months later, he was cut.

"You kind of just have to stay with it, trust the process," Carter said. "Trust God, trust the process. Your opportunity is going to come, and when it comes, make the most of it, take advantage of it. It's tough, mentally, not getting the opportunity, but everything happens when it's supposed to."

That opportunity is presenting itself once again for Carter this season with the Chargers. The team signed him to a one-year deal back in April, mainly so that he could serve as a returner, head coach Brandon Staley said Tuesday. However, Staley said, the team quickly saw he could bring a lot more to the table than that.

"He's a coach's dream," Staley said. "That is kind of how DeAndre is. He is such a hard worker. He's so unselfish. He does so many different things from a role standpoint. I think he works extremely hard no matter what he's doing throughout the day, whether it's in a meeting, in a lift, out at the walk-through, out at practice."

Allen has missed just three games in the past five seasons, but he's already been ruled out of Thursday night's highly anticipated AFC West bout between the Chargers and Chiefs on Prime Video. Which means Carter will be asked to step up once more.

And he'll be carrying the memory of his brother with him. Carter writes "KC5" somewhere on his cleats every week, to honor his brother, who wore jersey No. 5. Any time he scores, he hits his chest twice and points up to the sky as a signal to his brother.

No matter how many times he gets cut, Carter said, he can't give up, because this dream isn't just his anymore.

"I told him on his death bed that I would make it for us," Carter said. "I made him that promise, and that's why I'm still here."

MICHAEL DAVIS

Chargers' Michael Davis' Latino Heritage Month message: 'Just be proud of who you are'

By Bridget Condon
NFL.com
October 8, 2022

Los Angeles Chargers cornerback Michael Davis is stretching ahead of the team's Week 3 matchup against the Jaguars.

The cleat on Davis' left foot is emblazoned with the colors and coat of arms of the Mexican flag, with "Yo soy Mexicano," visible across the top. On the outside of the cleat on Davis' right foot, the word "esquinero," which means cornerback in Spanish, appears in big, white lettering. "Yo soy Michael Davis," is on the front of the right cleat, and on the instep are three letters: "ANA," the first name of his mother.

In honor of Latino Heritage Month, Davis was among four players gifted specially designed 1 of 1 cleats by El Snap NFL as part of the NFL's season-long "Por La Cultura" campaign. In addition to paying homage to his mother, Ana Martinez, whom he calls his "best friend," and to their Mexican heritage, the footwear aligned with the 27-year-old's desire to serve as a role model for others who share his background.

Davis does not remember watching many Mexican NFL players in his youth. Growing up in Glendale, California, he looked up to soccer stars like Ronaldinho and Chicharito. Now, in his sixth pro season, he is determined to continue making a positive impact with his own career.

"I try to do my best representing the Hispanic culture, representing Mexico," said Davis, who is also Black. "I feel like it just shows everybody, even Hispanic kids, that it's possible, anything is possible. We are able to play in the NFL."

Davis, who regularly spent time in Mexico with his mother as a kid, said that "football is not really a big sport in Mexico. It's futbol, like soccer, and baseball and basketball. It just goes to show that Hispanics can branch out and play different sports. Play in the NFL, which is an American-dominated sport."

It was not always a given that Davis would end up in the league. Drawn to the game by a desire to "fit in" with his friends, who he says preferred football, among other sports, to soccer, Davis said he started with flag football, then graduated to tackle. After playing at BYU from 2013 to '16, Davis went undrafted in 2017, catching on with the Chargers as a free agent.

"I kept telling Michael, never give up," Martinez said. "If you want to accomplish something, you need to continue."

In addition to determination, Martinez wanted to teach him about their heritage.

"I wanted him to know where I came from and for him to know my family," said Martinez, who is from Mexico. "For him to be able to interact with everybody, my entire family. For him to see what it was like when we gathered and what we do as a family. What type of food I grew up with, the music, the Catholic beliefs that my family instilled in me. I passed that to him."

Davis was a regular presence on the Chargers' defense in the previous three seasons, starting double-digit games in each campaign. But his career trajectory has taken a turn this season, as he's assumed a backup role.

As he did in Week 1, Davis started in relief of J.C. Jackson against the Jaguars, logging 10 tackles, but in the two games Jackson played this season, Davis logged all of his snaps on special teams.

Chargers head coach Brandon Staley said Friday that Davis is "going to be a big factor for us this season." He also acknowledged the impact Davis' example can set for people watching him.

"Hopefully he can be that example of young kids, boys and girls, of where you can go," Staley said. "He's just been a great teammate and a great player to coach, for sure."

For the veteran, who listed as a goal being "an all-around better corner," Latino Heritage Month is all about seeing more representation in the league, and for kids growing up to believe that anything is possible, no matter what their background is, as long as they are willing to put in the work. It's also about continuing to persevere through life's challenges while staying true to yourself.

"Just to be proud of who you are," he said. "There have been times because I am Black and I am Mexican that everything's been pointed down toward me. Everything is stacked against me, or stacked against people like me. Who cares? Be proud of who you are and overcome the odds."

Martinez said she feels "so happy and proud of" Davis.

"I know he has a lot to accomplish still in regards to the NFL but I'm happy and thankful to God that he's still there."

AUSTIN EKELER

How I Take an L: Austin Ekeler

By Brady Langmann
Esquire Magazine
September 12, 2022

Ever wonder what your favorite athlete does when they just aren't playing very well? Do they watch a Will Ferrell comedy? Play Mario Kart with their kids? Suffer a fit of deep, existential angst? We wanted to know, too. Welcome to How I Take an L.

For our inaugural edition, we talked to Los Angeles Chargers running back Austin Ekeler, who is known—probably even more than he is for being a perennial all-pro—as being the most-aware-that-fantasy-football-is-a-thing-football-player around, bantering with fans who hedge their bets on every yard. Ekeler, 27, lets us in on what actually pisses him off about fantasy die-hards, using League of Legends as post-loss therapy, and what it feels like to get beat by the Patriots.

ESQUIRE: I feel pretty dumb interviewing you about losing, after what you've been doing to my team. I'm a Steelers fan.

Austin Ekeler: Maybe I should interview you on how it feels to lose?

All right. Interview's over. In all seriousness—every game you ever played was the best game you ever played, would it feel just as good every time?

If you came out and played like that every single game? Wow. Well, you'd be an absolute legend, scoring four touchdowns every game—oh my goodness. I feel like you would definitely raise your standard and it would become your standard. So it doesn't necessarily mean you get used to it. But that would be your expectation every single day, regardless of where your standard sits comparatively to other people.

So your measure of success is this standard you set for yourself?

Exactly. Then it's personal to every single person, right?

You would have topped out in high school if your standard for yourself was four touchdowns in a game.

Right. If I'm trying to score four a game? Yeah, that's not happening at these kinds of levels. For me, anyway. Maybe Derrick Henry or Jonathan Taylor have been doing that, I guess.

After an average, regular-season loss, what's going through your head? What do you do that night?

Let's say my team won, but I took an individual loss. Maybe I played bad. After a game, I'm usually happy because we won. But in my mind, I'm going through those plays in my head on the plane ride—all the way 'til we get home. Even into the next day, it's like, "Man, I got to get better at this!" But after a game I'll come home, usually play video games with the boys. We'll talk about the game just a little bit. I'm usually venting, like, "Man, I got to do this! Man, I got to do this!" My guys are just there to listen, so I really appreciate them. Then we'll just get lost in some other reality. That's what kind of video games do for me—allow me to get away.

Which game is it?

Right now, we're playing League of Legends or New World. It's like my little therapy session, but playing a video game instead of sitting on a couch.

For the most part, people are behind a keyboard typing because they don't actually understand us as a person. A lot of times, it's because we don't open ourselves up and be like, "Hey, this is who I am and I appreciate you guys."

Do you ever feel like you actually owe anything to fans, from a winning or losing perspective?

I wouldn't say anything's owed to fans from a winning or losing perspective. But I would say something's owed to fans on the fact that the platform exists, because they're interested in and can watch your performance. So if we didn't have fans, there would not be the platforms that we have today. So something's definitely owed. I think that's been more apparent today because of all the social media outlets that allow people to tell you how they feel. For the most part, people are behind a keyboard typing because they don't actually understand us as people. A lot of times, it's because we don't open ourselves up and be like, "Hey, this is who I am and I appreciate you guys." I think there is some disconnect. So in my opinion, as an individual, I think we owe some type of thank you to the fans, yes.

You were on that Chargers squad that lost to the Patriots in the divisional round in 2019. What's the locker room like after a loss like that?

Super emotional. For me it was, anyway. I was tearing up, man, because it's such a long journey. I think I was just crying because I was just so exhausted. I remember I was wearing a neck brace because I had some neck issue. And it was so cold. We just got destroyed, and it was like, Man, our season just came to an end and we played like that. It wasn't even a good game, or anything like that. It was just freezing and we got our asses kicked. So I just remember being super emotional because that was my second year and we made such a long run, so the season just drags on forever and your body's just physically exhausted.

And I remember the vibe. It was just low. We care so much about all this work we put in, the journey, and it's like we let each other down in a way. But you deal with loss all the time. Like I said, I feel like playoff losses have the most weight loss because now you're actually done. That was probably the heaviest loss I've ever had going into my NFL career.

At what point does that emotion turn into a Rocky training montage?

I mean, immediately. You don't ever lose that vibe again. Once you do lose that, I feel like you should retire. When I go into the offseason, I'm looking forward to working out, getting better, building my muscle back up, and definitely the time off for the mental part. But also looking forward to the game where we come back and have a new team and a new opportunity to go out there and play.

How often do you come 10 yards away from helping yourself win in fantasy football?

All the time! Shoot, I mean, there were a couple of weeks when we had scored seven points. One week, I scored 14 points and saw people get mad. Here's the thing: I don't mind if people are upset because I didn't perform well. That's fine—"Austin, I need a better performance out of you in fantasy." I'm like, "I agree, man, I need a better performance out of myself!" When people get toxic though, is when they're like, "Oh, you suck!" It's a lot worse than that, I'm definitely PG-in' it. So I don't stand for that, but if you have a legitimate reason, I kind of like that because it shows that people care.

Because of the relationship I'm in, my job affects other people who are playing in this random league based on my results. It basically gives me two communities with one job. That's why I think we owe a little bit more to our communities. The value is there—you just have to spend a little bit of time to actually put yourself in that space and give them some attention. I wish I would have played better, and then it affects my fantasy team, too. That's how it goes, man. That's what football is. These other guys get paid too.

JUSTIN HERBERT

Justin Herbert is the franchise quarterback who might finally redefine Charging

By Jeff Miller
Los Angeles Times
September 4, 2022

The pivotal moment arrived five picks into the NFL's 2020 remote, pandemic-scrambled draft, the fate of the franchise resting in hands nearly 2,800 miles away.

When Miami selected Tua Tagovailoa, the Chargers were left with a choice that was most obvious at the time and soon would bring outrageous fortune.

With the sixth pick, they took Justin Herbert.

"To hit on a quarterback like Justin, it changes everything," said Shane Day, now Herbert's position coach. "It would change everything for every team in the league."

With one appearance and zero Super Bowl titles, the Chargers are supposedly cursed, right? Charging is a word invented to describe the myriad ways that games, seasons and entire decades have inexplicably crumbled for this forlorn franchise.

Yet, when Herbert was the one standing right there in front of them, the Chargers received a gift that would extend a run so ridiculous that this organization can be correctly characterized with only one word: blessed.

Blessed at the most important position in all of sports.

Since Week 1 of the 2006 season, the Chargers have had only three players start at quarterback, and one of them — Tyrod Taylor — was in there for just a single game.

During that same time:

Atlanta has had six players start at quarterback — despite Matt Ryan holding the job for 14 years.

New England has had seven — despite Tom Brady spending 20 seasons there.

Green Bay has had eight — despite Aaron Rodgers taking over in 2008.

"We've seen how desperate some teams can get trying to find a quarterback," running back Austin Ekeler said. "To get Herbert here and do what he's done so far, that has to give you a lot of rest at night if you're a general manager.

"It's a relief for us too. We know we've got a guy. Our reality is there's genuine mystery about how far we can go. Justin has such an amazing talent cap. I'm real curious to see where our cap as a team is too."

That's just three starting quarterbacks over a span of 273 regular-season games, the first 240 of which were manned by Philip Rivers. Then came Taylor's one start, followed by Herbert for 32 games.

Blessed? Since 2006, the Chargers have had as many home stadiums as they've had starting quarterbacks. They've had five head coaches during that time.

Since Rivers began this stretch, each of Chargers' three AFC West rivals — Denver, Kansas City and Las Vegas — has had at least one season during which three different players started at quarterback.

Now retired, Ryan Fitzpatrick started for nine different teams while the Chargers enjoyed absurd consistency. Wanna talk Charging? Cleveland has had 24 players start at quarterback since 2006.

"They made a great pick," wide receiver Mike Williams said. "That's about all you can say, right? Sometimes, it doesn't go the way you wanted. This one is going the way everybody wanted."

The longest-tenured of the Chargers had no idea what the team had in Herbert when he made that first career start as a desperately late replacement for Taylor in Week 2 of the 2020 season.

Keenan Allen said Herbert trotted onto the field that afternoon at SoFi Stadium and into a huddle clueless as to what would happen next.

"You couldn't really tell because he was going with the twos all training camp," the veteran wide receiver said. "We were with Tyrod. We knew he obviously had a big arm. But we had Tyrod. So, you know, we just didn't even think about it."

Herbert is entering his third year standing atop a foundation unmatched in league history. No one has had more completions (839), passing yards (9,350) or touchdown passes (69) through the first two seasons of a career.

The Chargers invested their 2021 and 2022 first-round picks to bolster the front tasked with protecting Herbert. Considered a weakness in Rivers' final season, the offensive line is now a strength.

Joshua Palmer has emerged as a legitimate third target at wide receiver, tight end Gerald Everett was signed in free agency and veteran running back Sony Michel was added last week.

Around their young quarterback, the Chargers have built even more potential after they were a top-five offense in yards and points last season.

Yet there's even more going on here with Herbert, more than can be expressed in numbers or records. His presence alone puts the Chargers among the league leaders in belief.

"Philip was unbelievable," edge rusher Joey Bosa said. "He's a Hall of Fame quarterback. But to have that young talent that can just sling it from any part of the field, it's just a different feel, especially when you're down in the fourth quarter and you have the ball last."

As a rookie, Herbert produced winning drives late in three consecutive games, matching another NFL mark. He led the Chargers from 15 points down in the final five minutes to force overtime in his most recent game.

In 2020, before facing Tampa Bay, Herbert was asked about playing as long as Brady has. He said he liked the idea of quarterbacking into his 40s.

At the end of the Chargers' offseason program in June — concluding weeks and weeks of work — he was asked about his vacation plans. "I feel like," Herbert answered, "I'm kind of on vacation right now."

Given the desire for longevity and the love of football, who knows how long he might be leading this team? He's only 24. Could the 2032 Chargers have the same quarterback as the 2022 version? How about the 2042 Chargers?

If that sounds crazy, so does the stability this franchise already is enjoying at Herbert's position.

"Coming into this year, you're just seeing Justin grow and grow and grow in every aspect," Day said. "I don't think there are any limits on him. He's so young. He's working hard every day. He's humble. There's no ceiling on this guy."

"That's why I love coming out here every day. It's so exciting to continue to see him spiral upward. He has all the physical skills, which everyone sees, and then all the mental things to go with it, as well. It's amazing. He's amazing."

Justin Herbert's critical third year: Why the Los Angeles Chargers QB is ready for this moment

By Lindsey Thiry
ESPN.com
August 24, 2022

COSTA MESA, Calif. -- The first of two joint practices with the Dallas Cowboys did not bode well for the Los Angeles Chargers.

Protection issues against the Cowboys' defensive front stymied progress. Quarterback Justin Herbert took several sacks. Passes that should have been completed were not, and interceptions were thrown.

Following the most grueling workout of camp, most of Herbert's teammates had already departed the practice facility on buses, while a few others lingered to visit with family and friends.

But there, in the far corner of the fields, long after the final whistle, remained Herbert, throwing pass after pass.

"He stays like an hour-and-a-half after practice just throwing balls," receiver Keenan Allen said, amid a growing smile and chuckling. "It's crazy."

A quarterback throwing passes, what's so wild about that?

"I don't know," Allen said, before making a comparison to Philip Rivers, the Chargers' former quarterback of 16 seasons, including six with Allen. "Philip never stayed after practice to throw the ball. Philip put in the work, but this guy is out here like an hour-and-a-half after, just throwing the same route over and over and over. If there is not a spiral, he'll just keep throwing the same one."

For Herbert, there's no throw count, no time limit, no real measurable that indicates that his post-practice work for the day is complete.

"It's based on whatever happened that day," he explained. "If there are a couple of throws during practice that maybe I missed or maybe I felt like I could have done better, after practice is the time to address those."

The Chargers finished last season 9-8, third place in the AFC West, and missed the playoffs after losing three of their final four games, including a 35-32 overtime loss to the Las Vegas Raiders in Week 18, when a tie would have sent them to the postseason.

A failure of a season, despite Herbert's individual success.

So the attention returns to the franchise quarterback, Herbert -- the No. 6 overall pick in 2020, who is tasked with powering a star-packed roster not only to a second playoff appearance in nine seasons, but -- dare they whisper -- a Super Bowl run.

The post-practice work offers evidence of the burden Herbert carries into 2022, even if the quarterback himself downplays it.

"There is no pressure on us," Herbert said. "The only pressure that you make is what you put on yourself."

As a second-year pro, Herbert posted the third-best QBR in the NFL behind future Hall of Fame quarterbacks Aaron Rodgers and Tom Brady.

It's your league. Run it how you want.

Choose your league size, customize the scoring and set the rules you want to follow in order to create the fantasy football league you want to play in.

Create your custom league for free!

On his way to his first Pro Bowl appearance, he became the first player in NFL history to pass for 30 touchdowns in each of his first two seasons. And that's only where his record-setting numbers began.

Through the first two seasons of a career, Herbert has the most passing touchdowns (69), passing yards (9,350), completions (839) and total touchdowns (77) in NFL history. He reached 800 career completions by his 31st game, faster than any player in NFL history.

But personal milestones don't mean much if you don't advance to, and win in, the postseason -- a destination the Chargers haven't visited since 2018, when Herbert was still an Oregon Duck.

That's why the organization went all-in this offseason to bolster its defense, a unit that turned in an abysmal performance in 2021, and is expected to exponentially improve with the addition of All Pro outside linebacker Khalil Mack, Pro Bowl cornerback J.C. Jackson and run-stopper Sebastian Joseph-Day -- all of whom join star edge Joey Bosa and safety Derwin James Jr.

Staley, now in his second season as coach, expressed confidence that Herbert can handle heightened expectations.

"He's just so steady," Staley said. "He's a fierce competitor. His intangibles are by far his best quality, the head that he has on his shoulders. There is nobody's standards that will ever, ever meet his own..."

"He has rare competitive stamina... It tells the organization that we better keep up with him."

Entering his third season, and a second in offensive coordinator Joe Lombardi's offense, teammates and coaches have noticed an ease about Herbert that he didn't previously display.

Herbert's numbers have been good and he has looked the part of a franchise QB. Will serious winning soon follow? Gary A. Vasquez-USA TODAY Sports

"He's just a lot looser than usual," said receiver Mike Williams, who caught nine of Herbert's 38 touchdown passes last season. "He's kind of taken control and being himself."

Herbert, who also had 15 passes intercepted last season, knows where the spots are on the field for his different receivers, according to Williams, and for their part, the receivers have a better understanding where they must be for him to get them the football.

"Everything is just running smoothly now," Williams said.

Herbert is more present with each group on the team, including the offense, defense, and even an occasional stop by special teams. And with the coaching staff, he's providing more input on time and score situations.

"He's a lot more comfortable this year," Lombardi said. "Probably experimenting a little bit out here with some throws, being a little more aggressive and testing the limits of things."

Through training camp practices, Herbert has been more vocal. He directs traffic, asserts his knowledge, and corrects teammates when needed.

"He's making calls now," veteran center Corey Linsley said. "And he's making adjustments and stuff. Last year, he was maybe a little hesitant."

Herbert often deflects when asked to evaluate his own personal performance, and instead defers to the team's progress. This training camp, he said, there's an advantage continuing in the same offensive system.

"Going into this camp and having a year of film to look back on and study and go through, is so helpful," said Herbert, who spent his rookie season of 2020 under former head coach Anthony Lynn, who was fired in January 2021, and former offensive coordinator Shane Steichen, who called plays and is now the Eagles offensive coordinator.

"We're miles ahead of where we were at this point last year."

Justin Herbert Is Known for His Arm. But His Mental Game May Be Even Better.

By Steven Ruiz
The Ringer
August 31, 2022

In hindsight, it was probably a bad question. That became clear as Los Angeles Chargers quarterbacks coach Shane Day looked off into the spotless Costa Mesa sky searching for an answer. I had asked him to pick out the best play he'd seen Justin Herbert make during their first year working together, and he was struggling—not because he had trouble coming up with an answer. There were just too many options to choose from.

We'd set forth some parameters: For example, he couldn't pick Herbert's big throw against the Giants, the one when the QB fled the pocket after his left tackle got beat, planted at his own 33-yard line, and then launched a pass that dropped right into Jalen Guyton's hands for a touchdown.

It was probably the throw of the 2021 NFL season, so I thought it was too easy. "I wouldn't pick that one anyway," Day reassured me.

"There were several plays in the red zone," Day continued. "A lot of times as coaches, when we watch the red zone [film], we'll talk about how most of the touchdowns are scored off schedule. But [Herbert] doesn't. He goes through the progressions. He goes, bang, bang, bang and throws touchdowns."

Suddenly Day started doing an impression of a quarterback going through a progression, bouncing on his feet as he reads an imaginary defense. That seemed to jog his memory, and he finally had an answer: It's a 4-yard touchdown pass on the opening drive of L.A.'s 41-22 win over the Bengals in Week 13. Not a gargantuan throw, a buzzer-beating strike to force overtime in the season finale against Vegas, or the 40-yard hole shot Herbert threw against the Cowboys that looked like CGI. No, this random-ass 4-yarder from a game you probably barely remember.

Day cited that play because of what happened between the moment Herbert took the snap and when he let go of the ball. Most quarterbacks aren't able to get through a full-field progression in the open field—and doing it in the red zone, where everything is condensed, basically never happens, said Day. But on this play, Herbert considered and dismissed three different options before finally making a throw to Keenan Allen, who was considered a "checkdown" option.

To fully appreciate the work Herbert did to make that touchdown, we need to break down his progression step-by-step, starting before the ball is even snapped. The Chargers motion Guyton across the formation, and the cornerback across from him follows, leaving Mike Williams one-on-one on the outside. Herbert, thinking he's getting some sort of man coverage, wants to attack that matchup. But right before the ball is snapped, Bengals safety Jessie Bates audibles into a zone coverage that takes away Williams's post route.

So option one is off the table. Herbert's next read is running back Austin Ekeler in the flat, but the cornerback had passed Williams off to Bates and was in position to rally and make the tackle short of the end zone. On fourth-and-goal, that's a no-go.

So Herbert's eyes move on to tight end Jared Cook, who's running a shallow crossing route from the opposite side of the formation. Cincinnati had that covered, too: Sam Hubbard, who typically rushes the passer, had dropped back from the line of scrimmage.

At this point, the defense had clearly "won" the play call. Time and space is limited in the red zone, so if the defense can take away even just the first option for an offense, they consider it a minor victory. Cincinnati had smothered Herbert's first three options. Most quarterbacks in this situation would panic: scramble, throw the ball away, or just take a sack. But Herbert found another answer. His eyes went straight to linebacker Logan Wilson, who was manning his zone over the middle of the field. Allen was running an in-breaking route from the backside of the formation, and there was just enough of a throwing window to fit in a pass.

"If you freeze that, where that ball location was, and you see the type of traffic that he fit that in," said Chargers coach Brandon Staley, who also brought up the same play unprompted. "That's the only place it could have been on fourth-and-4."

It was a perfectly placed pass thrown with enough velocity to beat the multiple zone defenders. But as impressive as the throw itself may have been, the process Herbert used to get to it is what made it so special. That can be hard to appreciate when watching from home without knowledge of the play call or what's expected of the QB. It's certainly harder to appreciate than a 60-yard bomb thrown under pressure. But watch that play back at normal speed. There's just about 2.5 seconds between the time the ball is snapped and when Herbert starts his throwing motion—that's all he needed to make four-plus calculations before nailing a highly difficult throw.

Highlight reel throws have accelerated Herbert's climb up the quarterback hierarchy. Everybody loves a good deep ball. And his coaches concede that his generational arm—which helped him finish second in both completion percentage and yards per attempt on deep passes (20-plus air yards) in 2021, per Pro Football Focus—allows him to pierce windows that other quarterbacks can't. But the real magic is having the imagination and foresight to make those throws in the first place. Staley brings up one of the many season-saving throws Herbert made late in the Week 18 game against the Raiders:

The velocity is unreal, but Staley was in awe that Herbert knew exactly where to place it to navigate the gauntlet of Raiders defenders standing in the way—and to do it while allowing Williams to catch it in stride and pick up a big chunk of yards. In that way, there's an underappreciated depth to Herbert's game that can be obscured by his overwhelming physical talent. The throws are awesome, but if you ask his coaches, it's the young quarterback's advanced mastery of the position that makes him so special.

"So we kind of get numb to the splash plays—the deep throws, he runs down the sideline, all that," Day said. "But I think what's most impressive about Justin [is] when you watch him play quarterback ... he goes one-two-three through progressions, and I think that's what he does better than anything."

"It's not the splash plays; it's playing quarterback."

Before Staley started on the defensive coaching track, he played quarterback at Mercyhurst University and Dayton. That gives him a unique point of view when analyzing the job his young passer is doing. The Chargers coach knows how difficult it is to play the position at a high level ... and just how difficult it is to stop a quarterback when they're operating like that.

"Hitting five in the progression" is a phrase Staley used several times during our conversation after the Chargers' annual intra-squad scrimmage. On any given passing play, there are five eligible receivers for the quarterback to throw to. It's rare that a quarterback will even get a chance to look at three of them before getting rid of the ball or taking off. Tom Brady does it every now and then, but even for the GOAT, it can be tough to process all of that information in a matter of seconds.

Brady has been running these plays for more than 20 years, so it's not a surprise that he's able to do this. But Herbert just finished his first year in offensive coordinator Joe Lombardi's scheme and is already doing it with regularity.

"He's getting through five in the progression, and you just know that many young quarterbacks in their first year in an offense aren't getting there," said Staley. "I know that because I have to defend them. So I know who's making it through and who isn't. Most guys, they get one-two-three and then they're out of there. They're moving, they're running, and they're escaping. They're getting out of trouble. Where what this guy [is doing] is playing quarterback at the highest level already."

Staley says knowing that a quarterback is willing and able to exhaust all the options available to him puts tremendous stress on a defensive play caller. There are no perfect calls, and every coverage has a weak point. But the top quarterbacks sniff out those vulnerabilities quickly and exploit them with ruthless efficiency.

"I know that our margin of error is so small on defense," Staley said of playing against quarterbacks who can hit five in the progression. "If we're not connected, if we're not on it, and if the rush isn't coming, like, he's gonna make it."

While studying the playbook certainly helps Herbert get through his progression quickly, he also possesses the innate spatial awareness that's required to do it in the heat of a game. The 2020 first-round pick says when he's reading a defense from the pocket, he's reacting to stimuli rather than actually going through the thought process the coaches design for him. Those instincts are honed by putting in the work and taking coaching well, Herbert says, but there's obviously a limit to that.

“He sees a lot more than I can coach,” Day said. “He has just a great feel for, Hey, this guy’s open. I’m going to put the ball there and I’m going to progress through the read like this. He just has a very good sense of the whole position at a very young age.”

Day brought up Herbert’s game-winning touchdown pass to Williams in a pivotal mid-season win against the Steelers as an example. Williams was so open it looked like Pittsburgh had blown a coverage.

It hadn’t.

Early in the game, Los Angeles had called an identical pass pattern with the outside receiver running straight down the field and the slot receiver running a quick out. Herbert had noticed the corner “getting nosy,” as Day puts it, trying to jump the out route for an interception—what coaches might call a “trap” coverage. So when the Chargers, trailing by three, dialed up the concept late in the fourth quarter, Herbert was ready to take advantage. As soon as he saw the corner flip his hips toward the out route, Herbert fired off a far-hash hole shot that arrived early enough for Williams to erase the safety’s tackling angle with ease. After the score, the NBC broadcast cut to a tight shot of Herbert nodding at the Chargers sideline, as if to say, “Did you see how easy that was for me?”

“I think what he does better than a lot of players, when they see that, they’ll come out and predetermine it,” said Day, who’s worked with cerebral quarterbacks like Kirk Cousins and Alex Smith while coaching in the NFL.

“And then it won’t be there and they’ll get stuck. He really plays it straight, and if he reacts to the defense and the defense makes a mistake, he makes them pay.”

You would think a young quarterback making rapid-fire decisions like that would make more mistakes, but Herbert rarely does. He threw 15 interceptions last season, but that was the product of throwing a ton of passes while trying to keep a porous defense in games. The Chargers’ typical rotten luck also played a part. Herbert had the lowest turnover-worthy play rate of any quarterback in 2021 and was the only one who finished with more interceptions than turnover-worthy plays, per Pro Football Focus.

If you just look at Herbert’s pressured dropbacks, his 1.9 percent TWP rate would have still been tied with Tom Brady’s overall figure for second lowest in the NFL.

No quarterback is immune to pressure, but Herbert is the closest I’ve ever seen. The numbers in the last paragraph show he doesn’t throw dangerous passes into coverage. He finished top 10 in pressure-to-sack rate last year, so he doesn’t take hits either. He doesn’t really even scramble as much as he probably could, finishing around the middle of the league in scramble rate on pressured dropbacks.

Herbert is consistently able to find answers built into the design of the play—the “break glass in case of emergency” options that quarterbacks rarely have the poise to consider.

“He ‘plays the play’ better than anyone I’ve ever seen,” says Day. “If you want to take something away in man coverage, he’s gonna make you pay with his legs. But it’s not forcing it. And he never does that, which is very rare for a young quarterback. Usually [they] lean on those physical gifts.”

So where does Herbert go from here? How does he get better after throwing for 5,014 yards and 38 touchdowns last season? There aren’t any glaring issues that need to be addressed before his third year. Herbert said on The Ringer NFL Show this spring that sharpening his footwork, and how it syncs up with his receivers’ routes, was his big focus of his offseason training regimen. Both Staley and Day pointed to pre-snap operation—getting in and out of the huddle faster, fixing pass protections, checking out of bad play calls before snap, etc.—as an area of growth for the third-year pro. But these are just small improvements here and there. There is no need for wide-scale corrections.

“I think the second year in the offense, you got the terminology down, you know what the coaches expect, and now you can really concentrate on the fundamentals,” Day said. “You can concentrate on fixing protections, making checks in the run game, but we put a lot of that on him last year, too. ... I think he’ll continue to grow in those areas.”

By all accounts, Herbert is a diligent worker who is constantly tinkering with his game, finding ways to get better. Last season, it often seemed like he was just running the offense as it was designed on paper, and in 2022, he should have more creative freedom to put his own twist on the scheme. Staley says that more than anything, though, it’s the quarterback’s desire to learn and improve that has driven his early success.

“It’s not just natural passing—like, this guy is pouring into his game,” Staley said. “It’s not God-given talent. It’s God-given work ethic. He’s got an incredible will to be a great player. And I think that’s what people don’t realize because of his physical gifts. They don’t realize the will that he has inside.”

Herbert’s lore will soon spread to the masses.

Playing in the AFC West, the league’s toughest division, he’ll have quite the platform to prove himself in 2022. The Chargers are scheduled to play five prime-time games, including a Thursday-night showdown with Patrick Mahomes’s Chiefs in Week 2 and a Sunday-nighter against Russell Wilson’s Broncos in Week 6. Herbert has already beaten Mahomes in his own stadium, but that game was played at 1 p.m. in September. Outplaying top quarterbacks (especially ones with rings) on the national stage will give the QB’s reputation a boost. And getting this cursed franchise to the postseason would likely push Herbert into the MVP discussion and get more people comfortable with the idea that he is elite. But Day is already there.

“I have this huge folder [on my computer] called ‘Why Justin’s the greatest quarterback of all time,’” Day says.

“It’s like 67 plays. If I’ve had a bad day, I just watch that.”

If Day is right about Herbert’s ceiling, the Chargers won’t have too many of those in the foreseeable future.

The magic and mystery of Los Angeles Chargers quarterback Justin Herbert

By Mina Kimes
ESPN.com
September 2, 2021

EUGENE, ORE. – Let's talk about the haircut.

Justin Herbert looks away, visibly distraught. Not because he's embarrassed by the haircut in question -- in December, he showed up at a Chargers news conference looking less like a golden-haired surfer god and more like a military school cadet, a visually awkward transformation that launched a thousand memes -- but because talking about the haircut means he has to talk about his least favorite subject, the one that he's been trying to avoid ever since we sat down for breakfast: himself.

Herbert stabs his pancakes with a fork. "So John Lott, our strength and conditioning coach ... he said, 'I cut my son's hair all the time.' I was like 'Sweet, you can cut mine.'" He shoves a bite into his mouth. "He cut it in the weight room, and ... that's kind of it."

But why would you let your strength and conditioning coach ...

He shrugs. "I just didn't really want to pay for a haircut, to be honest."

Offensive Rookie of the Year, \$27 million contract, face of a newly relevant franchise. And yet.

Herbert's hair has grown back, but he still looks younger than his 23 years, hunching over his plate like the biggest kid at school. He's dressed in a T-shirt and shorts that were probably sent to him by Nike; he drives an Audi sedan that was definitely a gift from an auto dealership here in Eugene (he drove it more than 13 hours from Los Angeles). Later, when I point out a Whole Foods from the car, he says he doesn't shop at the grocery store because it's too expensive. "It's just calories," he explains.

Herbert barely looks at social media. He doesn't tweet, and only joined Instagram at the end of college, when his marketing representatives made him sign up. "I don't really run it," he tells me, a little sheepishly. When I mention his public persona is somewhat inscrutable, he seems pleased. "I think the less people know about me, the better," he says. "I don't want to read an article about myself."

Herbert glances at the tape recorder. We both laugh.

When the quarterback's representative told me we were meeting here, in a crowded breakfast spot on the fringe of Oregon's campus, I was curious to see how he'd handle interactions with fans. But in the hour or so since we've arrived, no one has approached him, save the waitress who keeps wordlessly refilling his coffee (Herbert, polite to a fault, stops midsentence to thank her every time). I ask him if he's surprised he hasn't been bothered, and he shakes his head. "I don't think people care a whole lot," he says.

That is, of course, preposterous. We're in Eugene freaking Oregon; Herbert's origin story is as woven into this college town's fabric (hemp, no doubt) as beer and bicycles and Phil Knight. And unlike Knight, he actually grew up here, in the shadow of Autzen Stadium, attending football games with his grandfather as a boy. Eventually, he'd star there as the school's quarterback, solidifying his local legend by returning for a senior season with the Ducks instead of entering the draft. His picture hangs on the wall of the restaurant where we're sitting, along with Oregon sports heroes like Sabrina Ionescu, Payton Pritchard and Marcus Mariota, all clad in green and yellow.

Herbert is friendly with Mariota; the former No. 2 overall pick, now a backup in Las Vegas, owns a house in Eugene not far from where Herbert's parents live. The two quarterbacks share a marketing agency, as well as a network of Oregon alumni and friends. And while their careers seem to be headed in different directions at the moment, their NFL journeys started in the same place, with the football world questioning their ability to lead.

If the draft is a marketplace of competing ideas, the league's disdain for quieter personalities under center is one of its staler tropes -- an investing principle that persists despite numerous counterexamples, as though introversion is tantamount to sloppy footwork or a wonky release. Herbert, with his generational gifts, could be the star whose success both catalyzes a scarred fan base and shatters the myth of the outspoken Alpha. But he's reluctant to clap back, demurring when nudged for comment on how he has been perceived. So I try a different tack, pointing out that Eli Manning, two-time Super Bowl MVP, was criticized early in his career for his reserved demeanor.

Herbert furrows his brow. "I wish I knew people on the Giants roster that could explain what Eli Manning was all about -- how he acted in the huddle," he says. "I bet when he stepped onto the field, he had control of the offense. Because he had to. And maybe he is soft-spoken off the football field, and maybe he doesn't love all the attention, but I don't think loving the attention and needing it is a requirement to be a good football player."

So, yeah: Justin Herbert doesn't want to talk about Justin Herbert. But that doesn't mean he has nothing to say.

When the Chargers' offense jogged onto the field in Week 2 last season, CBS play-by-play announcer Jim Nantz was stupefied. "Well how about this," he said to his booth partner, Tony Romo. "Justin Herbert's the quarterback on the first snap!" Nantz wasn't the only one surprised to see Herbert instead of Tyrod Taylor, the team's veteran starter. When tight end Hunter Henry saw the rookie in the huddle, he asked him what he was doing on the field. "I was like, just let me call the play," says Herbert, laughing.

The quarterback, like the rest of the world, didn't know at the time that Taylor had suffered a chest injury during warm-ups when the team doctor accidentally punctured his lung ("I felt horrible for him," Herbert says. "I wouldn't wish that on anyone.") Coach Anthony Lynn told the rookie less than 30 seconds before kickoff that he was starting in Taylor's place; as the news trickled through the sideline, star edge rusher Joey Bosa walked over and slapped him on the back.

The first drive was a blur. Because the pandemic had abbreviated the NFL's offseason program and eliminated the preseason altogether, Herbert, who operated exclusively out of the gun at Oregon, was unusually green. He spent part of the summer in Eugene calling plays in an imaginary huddle, his brothers Patrick and Mitchell radioing in messages using a walkie-talkie. Now he was lining up in SoFi Stadium, with the Chiefs' defense bearing down on him like homesteaders descending on untouched land. His teammates were awestruck. Easton Stick, the Chargers' third-string quarterback, recalls watching Herbert flip his protection early in the series and go through his progressions before checking down to running back Joshua Kelley for a 35-yard gain. "He had probably never done that a single time in training camp," Stick says.

Herbert blew everyone away in his debut, but L.A. lost in overtime to the reigning Super Bowl champs. Then, the next week, the Chargers lost again, and again ... going 2-8 over the next 10 games. Some of the losses were chaotic, and others a little freaky -- standard stuff in recent years for the Chargers, a team seemingly subject to the whims of a vindictive special-teams god. Still, optimism abounded. The results mattered less to fans than the performance of their young quarterback, and the early returns were strong. Despite playing behind a leaky offensive line, Herbert dazzled with his arm and his legs, Fred Astaire-ing his way through crowded pockets and launching bombs downfield. He broke Baker Mayfield's rookie passing record with 31 touchdowns, and the team ended the season with a four-game win streak.

While Herbert was taken sixth overall, behind Joe Burrow and Tua Tagovailoa, he did encounter a fair amount of skepticism during the pre-draft process. Many analysts admired his physical tools but questioned his decision-making; in his final season at Oregon, where he lacked elite weapons, the quarterback occasionally locked onto his first read before taking off with the ball. Over breakfast, I confess to Herbert that I underestimated him coming out of college, in part because I didn't properly account for the context around him compared to what Burrow and Tagovailoa were working with at LSU and Alabama. "I appreciate you saying that," he says, with a gentle smile. "It can't be easy."

Herbert says he generally tries to avoid consuming analysis or coverage of his career. Last year, the Chargers, along with the Rams, were featured on HBO's "Hard Knocks." Even though the rookie quarterback was featured in a few scenes, he says he skipped the series (Stick tells me Herbert tried to hide from the cameras). His teammates describe him as a homebody, more keen on watching movies -- he loves Christopher Nolan films, especially "Inception" and "Interstellar" -- and playing board games than going out. During camp last year, when the rookies were quarantined together in a hotel, he insisted on buying a copy of Settlers of Catan, the Risk-like strategy game where players gather resources to accrue territory, for the group. Gabe Nabers, the team's fullback, says they played nearly every night. "He loves that game," says Nabers. "He'll do anything to win."

"The first time he lost, he looked at whoever won -- maybe Gabe or me or some other guy -- and said: "That won't ever happen again," recalls Nate Gilliam, a guard on the practice squad. He giggles. "I was like, 'Uh, OK ... I just met you.'"

Before the season started, the three rookies moved into a house near the Chargers facility in Costa Mesa. Herbert's teammates say they quickly learned that their new roommate was a something of a neat freak, with meticulous handwriting, a color-coordinated closet and a thinly veiled distaste for any sort of mess. Nabers says he has seen Herbert's temper flare up only once, when Nabers tried to abandon his grocery store cart in the parking lot. "The first time we went shopping, I was like, 'Eh, I'll leave it right here,'" he says, pantomiming a gentle push. "And he said: 'No. Take it all the way back.'"

Herbert, who lives alone now (he recently adopted a cat, which he named Nova, after a weapon in the video game Call of Duty), doesn't dispute this characterization. "I like things neat," he says. "Things have a place, and they should be put back where they come from." His preference for order extends to the football field, where he loves feeling confident in his ability to sort through the mess on defense and Marie Kondo his way to a first down -- pre-snap recognition, in quarterback terms. One of his favorite moments as a rookie took place on a seemingly unremarkable play, when he recognized a defensive look from the Raiders, killed the call, then reloaded it after Las Vegas adjusted to his adjustment.

"It was like a game of chess," he says. "If you could do that on every play, every drive ..." he sighs a little. "I think that's where success comes from."

Perhaps. But it also came when Herbert was immersed in chaos -- dodging free rushers and hurling passes across his body, breaking the rules that apply to less gifted athletes. His private quarterback coach, John Beck, says Herbert's natural arm talent is what enables him to thrive outside of structure. "I feel fortunate to have been around some really good throwers," says Beck, who has worked with Matt Ryan and Drew Brees. "There aren't that many people on the planet like that."

If Herbert wasn't a professional football player, he'd probably be a doctor or a science teacher. His dad, Mark, taught high school biology; so did his grandfather, who lived near the family in Eugene. Growing up, he and his brothers used to spend hours at the pond by their grandparents' house, chasing snakes and trying to trap nutria, a rat-like species of rodent endemic to the Pacific Northwest. Holly, his mother, says Herbert used to bring home various animals as pets, including one fish that jumped out of its aquarium while the family was out and died. "He was devastated," she says.

After Justin and I finish breakfast, he takes me to his parents' house, a rambler where he and his brothers grew up. One of them, Mitchell, is visiting from New York (he's a student at Columbia medical school), so the two of us sit outside, on a dusty patio set in the backyard. Mitchell points to the stretch of lawn where he used to catch passes from his younger brother when they were kids. "He was just always so athletically gifted," says Mitchell. "Justin would never say this, but people knew he was different. That's just kind of how he's always been."

Earlier in the day, I had asked Herbert how he ended up playing quarterback growing up. In his usual self-deprecating manner, he told me it was probably because his dad was the team's coach; everyone else says he was an obvious athletic prodigy, the sort of kid who could sling perfect spirals when he was barely out of diapers. At 4, he was out-throwing older boys at track and field events. At 5, he was pulling off unassisted triple plays. His high school football coach, Lane Johnson, says he first witnessed Herbert's "Rookie of the Year"-like throwing power at a little league game, when a young Justin whipped off his catcher's mask to field a bunt, barehanded the ball and threw a kid out. At the time, he was in the second grade.

Holly says she has only one memory of ever getting a call about Herbert's behavior, when a teacher phoned her to ask if she could get him to go easier on the other kids at recess. Watching him play youth soccer was a little embarrassing, she says, because her son scored all of the goals. As a boy, she says, Herbert was equally reluctant to tout his own accomplishments. "When the spotlight was on him, it was uncomfortable -- he was not attention-seeking." Holly describes Justin as a classic middle child. "Sort of the odd man out," she explains.

Herbert's aversion to self-promotion explains, in part, why he wasn't more heavily recruited in high school. After breaking his femur at the beginning of his junior year, he shot up several inches, approaching his current height of 6-foot-6. One would think a kid the size of a power forward with a Howitzer attached to his right shoulder would've enticed football programs far and wide, but Herbert wasn't heavily recruited, in part because, well, he rarely left Eugene. He visited only one quarterback camp, at his dad's request, and told his parents afterward he didn't plan on attending any more. "I don't think he fully understood how unique of a talent he was," says Beck, who notes that Herbert also didn't compete in The Elite 11, the throwing event widely attended by the nation's top prospects. "He never knew how he stacked up next to everyone else."

In the end, Herbert ended up at his dream school, Oregon, cracking the starting lineup as a true freshman under head coach Mark Helfrich. Though the team was very mediocre, Herbert was clearly very good. But when Helfrich was fired, the new head coach, Willie Taggart, declined to name the young quarterback as the starter from the jump, kindling a faux controversy when he told the media he was looking for a real leader. From that point on, Herbert was relentlessly critiqued for his understated attitude, figuratively poked and prodded all the way until the Chargers picked him in the draft. The quarterback studied biology and scored numerous academic honors, with near-perfect grades. Was he too smart? An unnamed lineman told a reporter that Herbert was extremely shy. Could he steer a team? Someone wrote a cute story about how he started a fishing club in high school. Did he like fish more than people?! (No one actually said the last thing, but you get the idea.)

It had to be exhausting. Herbert never complained in public, but others did -- teammates, coaches, friends. Joey Harrington, the former Oregon QB who was also panned for his cerebral vibe, tells me he gets frustrated watching history repeat itself year after year. "I think people have an idea of what a quarterback or leader should be," he says. "But a lot of times in the NFL, people just want you to shut the f--- up and do your job. I don't care if you're trying to motivate me -- if you don't play well, you're costing me money."

I ask him if he has advised Herbert to ignore the noise, and he chuckles. "He doesn't really care. He doesn't listen to this s---; he just does him."

It's true that Herbert mostly ignored the discourse ahead of the draft. ESPN's Desmond Howard questioned his ability to win over a locker room compared to Burrow; the quote spread like an oil spill, but Herbert says he didn't hear it until the comments resurfaced this spring, after he won Offensive Rookie of the Year. He insists he didn't care -- but concedes he did have to answer pointed queries from NFL teams, some of whom shared similar concerns. "I'd go to a meeting and they'd say, 'Well, we've heard some issues about your leadership ability,'" he says. "I said, 'Listen, I'm myself. Ask my teammates.' I'd give them examples."

One of the stories he brought up, he says, was a moment from his performance against Washington State in 2019, when there was less than a minute left in the game and the team was down by one. "I remember being on the sideline and saying, 'We practiced this every Wednesday, the 2-minute drill. We're absolutely fine. We'll go out there, we know what we're doing.'" Herbert went 4-for-4 on passing attempts on the final drive, and Oregon won 37-35.

"If you can look people in the eye in the huddle and say we're fine when bullets are flying and things seem bad ... that's my idea of leadership," he says. "Being yourself. Not being a rah-rah guy. Being the same person always."

He doesn't deny that he's an introvert but contends that the label is widely misunderstood. Back in college, Oregon's offensive coordinator, Marcus Arroyo, gave Herbert a book called "Quiet: The Power of Introverts in a World That Can't Stop Talking." Herbert remembers a section about a developmental psychologist who studied hundreds of children, exposing them to stimulating noises and visuals as infants. One might expect the babies who eventually became quiet kids to turtle inward in response to hectic environments, he says, but the future introverts were actually the infants who wiggled and danced the most.

The book's author, Susan Cain, wrote: "It's as if they process more deeply -- sometimes consciously, sometimes not -- the information they take in about the world."

The day after I meet Herbert and his family, his current and former teammates descend on Eugene for a charity golf tournament he's hosting at a local country club, to benefit a nonprofit that funds youth sports programs. As the morning fog rolls off of the pines, Chargers wideout Keenan Allen, conspicuously dressed in a bright violet polo with matching sneakers, is sitting next to a buffet, plowing through a plate of biscuits and grits. I pull up a chair and ask him what it was like playing with a rookie quarterback after seven seasons of catching passes from Philip Rivers. "Phil has the knowledge, the experience," he says. "But as far as athletic ability?" He snorts. "It's not even close. The guy is throwing 70-yard bombs as he gets hit."

The wide receiver points to a play against the Raiders in Week 9 called X Tower. Herbert was supposed to throw the ball to Mike Williams on a post route, with Allen clearing space -- "running for the love of the game," he says. But when the safety abandoned his responsibility and left Allen in space, Herbert, who was looking to his left at a double-covered Williams, abruptly flicked the ball nearly 30 yards downfield to Allen, who was caught by surprise when it spiraled into his outstretched hands.

"Experienced quarterbacks wouldn't even look at that route," says Allen. Herbert's extraterrestrial arm talent has made all of the receivers work harder, he continues, because no one can take any plays off. "Now, when you're the third guy on the team, you can't think ... OK the ball is going to Keenan, so you don't have to run your route. You can always get the ball at any point in time."

Herbert is Rivers' polar opposite in more ways than one. Allen can't remember a single instance of the rookie screaming in his presence; Rivers was, of course, well known for his antics on the field. "Phil's gonna yell every play," Allen says, cackling. "His team, the other team, he don't care. Phil yellin'." But the wide receiver is quick to point out that, for all of their ostensible differences, Rivers and Herbert share the same competitive fervor, it just manifests itself in different ways. During the Chargers' losing streak last year, he says, Herbert used to sit by himself at his locker for hours after games in full pads, eyes straight ahead. "I had to tell him, 'Bro: Let it go,'" says Allen. "It ain't got nothing to do with you. Leave it out on the field."

Allen pauses, then adds: "It's good to have a guy like that. You know he wants to win."

While the Chargers advanced to the playoffs seven times during the Rivers era, the team made it past the divisional round only once and never reached the Super Bowl. Even when the roster was stocked with talent, the organization seemed to be mired in perpetual misfortune, or playing out a Sisyphian drama where Rivers was doomed to lead endless comeback attempts, seemingly always culminating in a shanked field goal. Between the bizarre losses, the pervasive injuries and ownership's decision to skip town, Chargers fans could be forgiven for jumping ship. But then, Herbert entered the picture, and the franchise's prospects flipped overnight. While Kansas City still looms as the favorite in the conference, there's a sense among fans -- and analysts -- that Los Angeles could be a dark horse in the playoffs.

In a league where quarterback play matters more than ever, drafting a game-changing passer is a little like finding a working compass; no matter where you are, or where your team is going, you can always find your way north. Today, the Chargers' compass is posted up on the 10th hole, hitting the same shot over and over, exchanging pleasantries with every group that stops by his tee. Allen does a double take when Herbert smacks a perfect drive over the treetops, shaking his head. "Relax, my guy!"

Herbert grins. "Sometimes you get a good one, sometimes you get a bad one."

A few minutes later, Pep Hamilton, the former quarterbacks coach in Los Angeles, pulls up in his golf cart. Herbert hits an identical shot (I watch him take the same swing about a dozen times, and almost all of them follow a similar arc), and Hamilton, now with the Texans, whistles. "Jesus, Herbert," he says. "You been doing that all day?"

The quarterback shrugs. "I've had some good ones, some not-so-good ones," he says, tossing his driver in his bag.

As Herbert's Chargers teammates pass through, I pull them to the side, looking for insights. "He's like a sponge in the building -- eats everything up, absorbs so much info, wants to know the playbook more than anything. I mean, he's a biology major," says Scott Quessenberry, a backup guard. Herbert sidles up to us, and Quessenberry gestures in his direction. "He's like: 'Do you know the lifespan of organisms in the ocean?'"

"I've never said that," says Herbert.

Groups of golfers cycle in and out; the sun goes down and the tournament ends, giving way to a party next to the green. Hundreds more people show up for the festivities, lining up for barbecue and drinks and a glimpse of Dan Fouts. I spot Hamilton standing alone with a beer and ask him what it was like teaching Herbert last year. "I think he has a lot more in common with Andrew Luck than any other quarterback I've had a chance to be around in the NFL," says Hamilton, who spent just over two seasons as the offensive coordinator of the Colts. "He's a quiet leader -- he leads by example. He has an innate toughness about him, and he garners field credibility and respect as a result."

Hamilton smiles. "You can be tough without announcing you're tough."

We find a table and watch as a small crowd gathers around a makeshift stage, where a hired performer is playing covers of wedding songs. The singer strums the opening bars of "Sweet Caroline," then stops and calls for Herbert to join him. The quarterback shakes his head, but the guy won't take no for an answer, so Herbert trudges up the steps, where he's flanked by a couple of his offensive linemen. Before long, all of the Chargers still at the event have joined them; one of the linemen is belting out the chorus, the kicker is swaying with his eyes closed, and Allen is dancing with somebody's mom. A minute or so into the song, I spot Herbert fading into the background, then trying to slip into the crowd. So do his teammates, who pull him back on stage.

Step by step: Herbert focusing on footwork going into Year 3

By Joe Reedy
The Associated Press
August 2, 2022

COSTA MESA, Calif. (AP) — Despite being the Offensive Rookie of the Year in 2020 and then reaching the Pro Bowl last season, Los Angeles Chargers quarterback Justin Herbert still has room to improve going into his third season.

Herbert is focused his footwork. He made it a major focus of his offseason program and has continued to hone in on it during the first week of training camp.

"I think all of the drops that tie into the routes — three-step, five-step, seven-step — and being smooth in progressions and going through all of the reads," said Herbert about what he wanted to improve.

"I'm still experiencing the young aspects of playing in the NFL. I have a lot to learn, but hopefully a lot of room for improvement, as well."

Footwork has been at the top of Herbert's improvement list going back to when he was preparing for the draft. He did not take any snaps under center during his four years at the University of Oregon.

Honing in on footwork took a little bit of a backseat last season as Herbert was getting up to speed with coach Brandon Staley, offensive coordinator Joe Lombardi and quarterback coach Shane Day.

Now that he's more comfortable in the offense, Herbert's work on his footwork has become a bigger focus.

Day — also the Chargers passing game coordinator — has noticed improvement from last year's training camp to offseason workouts and the first week of preseason practices.

"The evolution of that footwork is pretty cool," Day said. "The second year, kind of once you have the offense down, then you can focus on the fundamentals. It's been working through that progression of what's best and me learning what his body does best too, because he's a top quarterback. And then figuring out how to implement all that stuff as we go."

Herbert's learning curve of learning how to operate under center is part of a process that most quarterbacks have to go through when they come into the NFL. With most high school and college programs running their offense out of the shotgun, the learning curve can be steep and often begins during the pre-draft process and the scouting combine.

Even with getting up to speed with a new offense, Herbert was one of the league's top quarterbacks last season. He tied Tampa Bay's Tom Brady for most 300-yard games (nine), was second in completions (443) and passing yards (5,104), and third in passing touchdowns with 38.

Herbert also has the most completions, passing yards, passing touchdowns and total TDs through the first two seasons of a career.

Center Corey Linsley and wide receiver Mike Williams said they have noticed Herbert being more vocal during the first week of camp.

"In the walkthroughs and out here in practice and everything, he is definitely in tune a little bit more with some of the suggestions that we've made," Linsley added. "From an adjustment standpoint, that's something that he's shown in the early few days of camp and even in the offseason in OTAs and stuff. We're like, 'Hey, man, if you see it, call it. We're good. As long as we're on the same page, we're good. Make the call.'"

Herbert's biggest goal this season is to get the Chargers into the playoffs for the first time since 2018. Los Angeles looked as if it was going to get there last year before dropping three of the final four.

Being in the same offense for the second straight season is an advantage, but the Chargers have a tough start to the season. They host Las Vegas on Sept. 11 before a short week and trip to Kansas City for a Thursday night game on Sept. 15.

"You just have to compete and you have to execute when it matters most. Unfortunately, we fell short of that, but I think we have the team, and definitely the pieces," Herbert said.

"We're miles ahead of where we were at this point last year, so now we're focusing on things that are maybe a little more tough or challenging to tackle, but I think we're where we need to be right now."

Chargers' Justin Herbert: 'I need to be the best quarterback that I can be'

*By Elliott Teaford
Orange County Register
September 3, 2022*

COSTA MESA — Practice was done, but quarterback Justin Herbert was not.

Chargers players, coaches and staff members began drifting away from the fields at Jack Hammett Sports Complex after the second of two joint practices with the Dallas Cowboys last month. Cold drinks and a snack or two or three awaited them all after a long session under the midday sun.

Herbert stayed put.

One throw followed another, tight spirals to a number of receivers.

Five minutes passed.

Ten minutes passed.

Fifteen minutes passed.

"You see him, he stays, like, an hour and a half after practice just throwing the same route over and over and over," Chargers wide receiver Keenan Allen said, watching Herbert from afar while others ran pass patterns. "If there's not a spiral, he'll just keep throwing the same one."

Twenty minutes passed.

"He's not only a tremendous talent, but I think it's just the way he plays," Cowboys coach Mike McCarthy had said one day earlier when asked for his assessment of Herbert. "He has a lot of juice, a lot of energy. Both in the pocket and out of the pocket, obviously, he can make any throw on the field."

Thirty minutes passed.

Finally, Herbert called it quits.

"I need to be the best quarterback that I can be," Herbert said when asked about his post-practice routine. "I go after practice and if I miss my throws that day, it's important to me to figure them out and take care of my body, as well. I'm going to go ice and make sure I'm ready to go tomorrow."

Many minutes earlier, Allen had marveled at Herbert's commitment.

Sort of.

"It's crazy," Allen said

What's crazy?

"I don't know," said Allen, entering his 10th season in the NFL, all with the Chargers and the first eight with longtime quarterback Philip Rivers.

"Philip never stayed after practice to throw the ball. Philip put in the work, but this guy (Herbert) is out here, like, an hour and a half, just throwing the same route over and over and over."

Rivers, Herbert's predecessor, completed 65% of his passes for 63,440 yards and 421 touchdowns in 244 career games over 17 years in the NFL, all but one with the Chargers. Rivers never threw for 5,000 yards in a season.

Herbert did last year.

In fact, no one in Chargers history had thrown for 5,000 yards in a season until Herbert threw for 5,014 yards in 17 games last year – not Rivers, not Dan Fouts, not Stan Humphries, not John Hadl and not Drew Brees. Fouts set the team record of 4,802 yards in 16 games in 1981, one fewer than Herbert.

"So impressed with Justin, frankly, last year when we played them," the Cowboys' McCarthy said, referring to Dallas' 20-17 victory on Sept. 19, when Herbert completed 31 of 41 passes for 338 yards with one touchdown and two interceptions. "I think it's like any player in this league. You watch them on tape and there's no emotion. You don't really feel that energy that's out there."

It was a different story while watching Herbert live.

"I was just so impressed with him in our game last year," McCarthy said.

WHAT MAKES HIM GO?

Herbert, 24, was selected to the Pro Bowl in 2021 in his second season with the Chargers, who drafted him sixth overall in the 2020 draft following his stellar career at the University of Oregon. There's been preseason chatter that he could be an MVP candidate when this season is done.

"My personal goal is just to be the best quarterback and teammate that I can be," he said on the opening day of training camp July 27. "I try not to look too much into statistics. I think that can kind of skew or throw you off from what you are trying to accomplish. As long as I work hard and do the right things on and off the field, I think we'll be in good shape."

Last season, Herbert's record-setting yardage coupled with a 65.9% completion percentage and 38 touchdowns. They were counterbalanced by 15 interceptions, a 9-8 record, a third-place finish in the AFC West and falling one win short of the playoffs.

Perfection, as a goal unto itself, can be elusive.

Or it can prove to be maddening at best or counterproductive at worst.

So, how does Herbert balance a desire to be the best with inevitable mistakes?

"It's an interesting thought because I always tell myself that I made it further than I ever thought I was going to," he said. "At this point, if I just do my best, I can't complain. I go out there and if I work as hard as I can on every single rep and I go out after practice, I can fail and still be proud of myself."

Improvement when you've reached the peak of your profession can be difficult, too. As a rookie, with a Rose Bowl victory, a golden arm, fleet feet and a sparkling résumé, Herbert still had to prove himself in the NFL. As a second-year player, he had to raise his game to another level, and he did.

Spectacularly, in fact.

What comes next? How many more steps can Herbert take in Year 3?

“He’s pretty good, he’s pretty good,” Chargers wide receiver Mike Williams said, laughing while repeating himself for emphasis. “But, yeah, we can unlock some more stuff this upcoming season. We haven’t gotten to the playoffs or the Super Bowl with him, so, yeah, we’re looking forward to that.”

Herbert has become more vocal, more assertive and more of a leader in his third training camp, according to center Corey Linsley, who is in his second season with the Chargers after seven years snapping the ball to quarterback Aaron Rodgers with the Green Bay Packers.

“It’s more of an attitude,” Linsley said of Herbert. “Yeah, he says stuff. It’s not like he doesn’t rally the team up. It’s his calm, that sort of confidence where it doesn’t need to be said a whole lot. You just see it in his eyes. This guy is in the zone. That’s what you see day in and day out where we all rally around him.”

Then there’s that arm of Herbert’s. Have we mentioned his strength and accuracy?

“Justin hits you in the chest every time,” Chargers wide receiver DeAndre Carter said. “There’s not too much to get used to – just catch the ball when it comes. It definitely makes it easier. He can throw that thing in there. Probably about 102 miles per hour. If he played baseball.”

THE BACKSTORY

As a matter of fact, Herbert did play baseball while at Sheldon High School in Eugene, Oregon. He pitched Sheldon to the state 6A championship as a senior and earned second-team all-state recognition, which makes one wonder who was picked as the state’s first-team pitcher.

Football runs through the Herbert family like the blood coursing through their veins, so that was the direction Justin headed after high school. He landed at Oregon after initially hoping to join his older brother, Mitchell, at Montana State. His father, Mark, had played at Montana and his grandfather, Rich, played at Oregon.

After Herbert’s record-setting career with the Ducks, the Chargers selected him as the heir apparent to Rivers, who signed with the Indianapolis Colts for his 17th and final NFL season on March 21, 2020, less than a month before the draft. Herbert then started 15 games as a rookie.

Brandon Staley replaced Anthony Lynn as the Chargers’ coach after the 2020 season, and Staley’s union with Herbert has been strengthened with each passing day. Not that Herbert has changed in any great way, mind you, but Staley can’t help but notice his growth and maturity over the past weeks and months.

If there’s increased pressure on Herbert’s 6-foot-6, 236-pound frame to win this season, to march the Chargers into the playoffs for the first time since they went 12-4 in 2018, it wasn’t apparent to Staley as training camp unfolded. Herbert is the same, no different in meaningful ways.

“He’s just so steady,” Staley said. “He’s handling it like he did the first time I met him. He’s a fierce competitor. His intangibles are by far his best quality – the head that he has on his shoulders. There’s nobody’s standards that will ever, ever meet his own. That’s what makes him such a good player and such a good teammate.

“He knows how important it is to be one of the guys. I think that’s why his teammates and his coaches appreciate him so much. Because it’s never about him. He wants it to be about our team, our unit on offense, our fans. When you have a humble superstar like him, it sure helps.”

No question, expectations of Herbert have increased for his third NFL season.

Blame him. He’s the one who set them.

Facing pressure appears to be old hat for young Chargers quarterback Justin Herbert

*By Jeff Miller
Los Angeles Times
October 7, 2021*

The breakdowns were unfortunate, glaring and — in the words of offensive coordinator Joe Lombardi — “really silly.”

Twice Monday, Justin Herbert faced almost instant pressure because of failures in the Chargers’ pass protection.

The plays resulted in a short completion and a sack, the sum total being a loss of one yard.

But despite his offense going backward, Lombardi explained that what Herbert avoided on those plays was much more significant: calamity.

“That’s not easy to do, what he did in those situations,” Lombardi said. “So his ball security and clock in his head, those things were just outstanding.”

Herbert has gone back-to-back games — victories over AFC West rivals Kansas City and Las Vegas — without a turnover.

With 38 attempts by Herbert in each game, the Chiefs and Raiders sacked him only three times, that number aided by the quarterback’s ability to make quick decisions and even quicker passes.

“He’s just got that instinct, that feel, that awareness that I’m not sure you can really teach,” Lombardi said. “It’s a nice security blanket as a play caller to know that he’s gonna not let a lot of bad things happen if something breaks down in front of him.”

At Oregon, Herbert was known as a quarterback who could make plays in structure. NFL scouts were less convinced of his ability to salvage situations gone wrong.

Since debuting with the Chargers in Week 2 last season, Herbert repeatedly has mocked any such concerns. He has been among the league’s best when under pressure or off script.

“The most impressive thing about him is how quickly he processes the information,” Lombardi said, “how quickly he gets rid of the ball.”

After the Chargers’ Week 3 win at Kansas City, Lombardi said a late-game situation involving the clock reminded him that Herbert is in only his second season.

On Thursday, Lombardi says the opposite is true when it comes to Herbert recognizing and solving issues that arise in a sudden moment.

“He seems like a 10-year veteran when you get to that aspect of the game,” Lombardi said, “just his ability to figure out where the ball should go.”

Last year, before the Chargers played at New Orleans, Lombardi said he met on the field with Shane Steichen. At the time, Steichen was the Chargers’ offensive coordinator and Lombardi was a Saints assistant.

During their conversation, Lombardi said he asked Steichen when he realized the Chargers had something special in Herbert. The answer: right away.

“You could just tell he had an instinct for who was open and where to go with the ball,” Lombardi said. “I don’t know how to explain it. It’s pretty rare for someone as young as he is.”

Herbert will make just his 20th NFL start Sunday when the Chargers play the Cleveland Browns at SoFi Stadium. He won’t turn 24 until March.

Head coach Brandon Staley this week praised his decisiveness and strength in securing the football when he does get hit, calling Herbert’s calm amid chaos “the beauty of Justin.”

After some early issues in the red zone, the Chargers have scored touchdowns on eight of their last 10 trips inside the opposing 20-yard line. One of those failures came when Herbert took a knee to end the game Monday.

Herbert has seven touchdown passes — to five different receivers — over the last two weeks.

For the season, the Chargers’ offense is four for four on fourth down. Herbert has passed for three of those conversions and run for the other.

Since he took over as their starting quarterback, the Chargers are 7-2 — with six wins in a row — when Herbert doesn’t turn over the ball.

“You can’t minimize the importance of him taking care of the football,” Staley said. “It’s an 11-man operation, but he’s at the heart of it all.”

Justin Herbert, Chargers’ new offense could thrive thanks to his study skills

By Gilbert Manzano
Orange County Register
September 11, 2021

Nate Gilliam and Gabe Nabers had an awkward situation when Justin Herbert asked what they planned to do for housing during their rookie season with the Chargers.

Gilliam and Nabers already had plans to live together. They didn’t expect the prized first-round rookie quarterback to be interested in being anyone’s roommate.

“I think we found a place,” Gilliam recalled telling Herbert when he revealed his plans with Nabers.

Herbert’s response, according to Gilliam: “Oh, so you don’t want to live with me?”

Gilliam and Nabers didn’t mind making room for one more because they had become close with Herbert during training camp. They played video games, board games and ate together while staying at the team hotel.

“We didn’t know that was an option,” Gilliam, an offensive lineman on the Chargers’ practice squad, said about living with Herbert. “We just didn’t know that was actually going to come together. I think we went to dinner and we talked it over then.”

The three rookies moved into a place near the team’s facility in Costa Mesa and added to their teammate bonding activities by hosting a feast on the days following wins last season. The roommates cooked a “victory brisket” for the main course.

“He won’t take credit for it, but he’s like the head of the operation when it comes to cooking the meat,” Nabers, a fullback, said of Herbert. “I’m like the sous chef and sides guy. I’m the ultimate sides guy.”

The college-like atmosphere helped Herbert stay centered while dealing with the rigorous demands of being a starting quarterback in the NFL. But Gilliam and Nabers quickly learned that any roommate activities needed to be planned for early in the week.

The closer it got to game days, the more time Herbert spent in his downstairs office analyzing film and preparing for that week’s opponent.

“We’d get home and he’d be in his own zone,” Nabers said. “Me and Nate would have our own things that we do and I’d be in my room watching film. ... But Justin would always be downstairs in his office watching film.”

Occasionally, Gilliam knocked on Herbert’s door and asked if he could pick his brain on what he’s seeing on film.

“With that guy, you have to give him space,” Gilliam said. “Let him focus. Let him do his own thing. You can chime in. He’s not going to be standoffish. ... But with those kinds of people, I feel like they just see it quicker than others in the sense that they see the big picture.”

“For him, he sees the coverages. He sees certain things a different way. ... He just picked it up a little bit quicker than the normal person.”

That meticulous preparation is why Herbert had instant success when he was thrust into the starter’s role in Week 2 last season without getting any first-team snaps in training camp. His ability to quickly process how defenses are attacking him helped him sustain that success and deliver a record-setting rookie season.

But Herbert, 23, is starting from scratch for his second season with a new coaching staff and another scheme to learn.

He won’t catch the Washington Football Team by surprise in the season opener on Sunday at FedExField. All of the Chargers’ 2021 opponents have a year’s worth of film on the strong-armed quarterback, but Herbert doesn’t rely solely on his physical gifts to beat opponents.

He welcomes the challenge of adjusting to the adjustments defenses are sure to make against him this season.

RISK FOR LONG-TERM REWARDS

Herbert broke several NFL rookie records and earned Offensive Rookie of the Year honors under the guidance of former head coach Anthony Lynn and his staff.

The Chargers fired Lynn after Herbert’s memorable rookie year because the team had back-to-back losing seasons and the front office didn’t view Lynn and his staff as innovative enough to take Herbert to the next level.

By hiring a new coaching staff, the Chargers risked disrupting Herbert’s comfort zone. Too many times young quarterbacks regress because they were forced to learn a new offensive system.

But that was likely never a significant concern for Chargers ownership and General Manager Tom Telesco after they witnessed what Herbert was able to do without an offseason program during the pandemic and without any starter’s reps before being notified just before kickoff that he would make his debut against the defending Super Bowl champion Kansas City Chiefs in Week 2.

A revolving door at offensive coordinator has derailed the careers of many promising quarterbacks, but learning a new system hasn’t been an issue for Herbert. Consuming new knowledge has become one of his strengths.

“That’s a skill,” Nabers said, “being able to drop some information and just fully let the new information flood your brain. That’s a skill. I think that’s something (Herbert’s) been pretty good at.”

Herbert is in the process of learning his fifth offensive system in the past six seasons. He had three head coaches in four seasons at the University of Oregon and is now with his second NFL head coach.

Herbert, a three-time Academic All-American at Oregon, credited his study habits for being able to transition to different offensive systems.

"I think it goes back to school and having good study habits," said Herbert, a biology major who had a 4.01 cumulative grade-point average in college. "Being able to try and pick things up quickly, you have to work hard. You have to put the work in to get it figured out."

Disrupting Herbert's comfort zone after his historic rookie season was likely worth the risk for the Chargers because of his proven study habits and his new teachers.

The well-prepared Herbert is now working with Chargers coach Brandon Staley, a defensive mastermind with a knack for being ahead of trends, and offensive coordinator Joe Lombardi, who has extensive knowledge of the New Orleans Saints' offensive system, one of the most successful schemes in the league over the past 15 years.

Lombardi, Staley, quarterbacks coach Shane Day and offensive line coach Frank Smith spent the offseason program and training camp building off the Saints' scheme as a foundation and tweaking it to fit Herbert's strengths.

Lombardi spent 12 of the past 14 seasons as a Saints assistant coach. He was the quarterbacks coach for 10 of those years and got to coach Drew Brees, Teddy Bridgewater, Taysom Hill, Jameis Winston and Chase Daniel, who is now a backup quarterback with the Chargers.

"It's a very sophisticated offense, but the foundation is the same," Daniel said about comparing the Chargers' and Saints' schemes. "We're going to do stuff that Justin might do better than Drew Brees and vice versa. What Joe does is fit the offense to the quarterback. He got spoiled for so long being with Drew for 12 years. But this No. 10 of ours is special. He can throw just about every ball on the football field.

"I know Justin's excited about (the new offense). It's a lot of studying, a lot of work for a quarterback in this system. You literally have to know every single bit in the run game, the pass game, play-action game, screen game. Justin's been studying his butt off for that. It's going to be fun when the live bullets start flying."

The complex scheme and rotating personnel groupings at a rapid pace might be the toughest system Herbert has ever been asked to grasp, but he's embraced the challenge.

"It's never easy and I wouldn't really want it any other way," Herbert said. "It's obviously a tough scheme that we have to learn, but all of the guys here, they put in a lot of effort. I think it's been going pretty well so far."

'EVERYBODY GETS LOVE'

Chargers wide receiver Keenan Allen was in the process of explaining what makes this offensive system different from others when he realized Nabers was being featured in this offense.

"We got different personnel groupings," Allen explained. "Gabe's getting catches out there. ... Obviously, that's Herb's guy. He's getting catches on hitch routes. That's a fullback, by the way."

Allen doesn't want to lose targets to a fullback, but he understands the more other players contribute, the better it's going to be for him and Herbert in the long run.

"Everybody gets love in the offense and that's good because, obviously, I get doubled a lot," said Allen, a four-time Pro Bowl receiver. "Mike (Williams) gets doubled sometimes in the red zone. Jared (Cook) will get doubled in the red zone. (Austin Ekeler) gets doubled sometimes, so if everybody is getting the ball, it's hard to pick who to double, so it'll open up some matchups."

Nabers is Herbert's guy, as Allen mentioned, but they're no longer roommates. All three moved into their own homes for their second NFL season. Nabers and Gilliam won't have to worry about disrupting Herbert's "locked in" film sessions. Herbert has a new home office, but the results on the field have been the same.

Herbert has gotten his teammates in the right places and has executed the fast-paced offense smoothly in practices, according to his teammates.

"We're going to utilize his big arm," Lombardi said about taking downfield shots. "We're keeping the defense on their heels, especially when a new personnel group comes in while you're in the huddle. By the time they figure out who's in the huddle, they're trying to get their call in. We'll already be breaking and then the ball snaps. It gives (opposing defenses) less time to think, the faster you can change personnel groups.

"They're always looking for tendencies. Like when we're in this personnel grouping, this is the call we like to make. The less time you give them to think about it, the better."

Nabers expects the Chargers to have a variety of personnel groupings, including multiple tight ends on the field and an empty backfield.

"Any offensive coordinator is going to want to utilize Keenan, but a lot of our schemes last year were to try to get him and some of our main dominant playmakers the ball, which you always want to do, but I think the difference in this offense is this offense is trying to highlight where you're weak," Nabers said. "So week-to-week we're going to try to find where is the weak point in a defense?"

"And we have weapons at every spot. ... There's definitely different ways to get everybody the ball. It's not an offense where you're asleep on some plays. 'I know I'm not getting the ball.' If you have that mindset then you're going to get hit in the back of the head with a ball because you never know when it's coming."

ROOM FOR IMPROVEMENT

Herbert had a prolific rookie season, but he had some struggles when facing defenses with complex disguises.

But Herbert should improve in that area after spending an offseason with a defensive coach who thrived with disguises. Staley turned the Rams into the top-ranked defense in the NFL last season when he was their defensive coordinator.

Staley has made sure to throw as much as possible at Herbert and the offense during practice.

"They've done such a great job disguising their looks," Herbert said about Staley's Chargers defense. "That's what they do such a great job of. They're really well-coached and they have some really talented guys on that side of the ball.

It's a special opportunity for us to go against them because they're going to make us better and, hopefully, we'll be able to do the same thing for them. Just to be able to see it, see their fronts, all of the different personnel and what they're able to do, it'll make us better."

Staley attempted to confuse Herbert, but he quickly realized how much he has improved from his rookie season.

"What I'm aware of is that on defense, your margin for error is so much smaller against the caliber of a quarterback like Justin Herbert," Staley said. "The margins are so small and you have to be so much more precise. That's really bringing out the best in our defense, especially from a coverage systems standpoint because he can hit any throw that's tightly contested. If you're not tightly contested, those are layups for him. I think it's really bringing out the best in our defense."

The Chargers' new offensive scheme has evolved since the start of training camp and the test trials in practices have concluded. The updated scheme launches Sunday and mistakes will likely occur against a stacked Washington defense led by Chase Young and Montez Sweat, but adjusting on the fly is what Herbert does best.

"It's obviously a tough situation when you lose a coaching staff that you've become close with," Herbert said. "It's never easy. But you have to look at it as a good opportunity to learn more about football. All of these schemes and all of the things that they bring are going to be different. You get to see more football, you get to learn more. I think that aspect of my background has helped me."

Daniel said Herbert didn't speak much when Brees met with the Chargers' quarterbacks on multiple occasions in the summer. Herbert, as he often does, was listening and letting Brees' knowledge flood into his brain.

"He's probably one of the smartest young guys I've been around in terms of knowledge," Daniel said.

Herbert's football IQ and study habits helped launch his NFL career. Now, those tools should help him sustain success with a new offensive scheme in 2021.

The Real-Life Diet of Chargers Quarterback Justin Herbert, Who Lives on Subway Sandwiches

By Emily Abbate
GQ Magazine
November 19, 2020

The 2-7 Los Angeles Chargers are not having an amazing season. That having been said, their rookie quarterback Justin Herbert is doing an impressive job under center. He's being touted as the front-runner for offensive rookie of the year, and if you've got him on your fantasy team, you're probably doing a little dance every Sunday. The issue seems to be on the other side of the ball—the Chargers are excelling at blowing leads. Still, the former Oregon Duck says he's just grateful to be doing what he loves every single day.

"I'm honored to be playing for a great organization," he says. "Every week is another opportunity to play the game and I'm ready to get after it." GQ caught up with him recently to chat about his diet, which involves lots of team-catered meals and a steady rotation of fast-food sub sandwiches.

GQ: When are you up in the morning?

Justin Herbert: The day starts out pretty early. I wake up at about 5 a.m., immediately brush my teeth and head out the door. I live about 15 to 20 minutes away from the facility, and I really look forward to the drive because it gives me a chance to just listen to music and unwind.

I can't eat very much in the morning. I kind of have a weak stomach, so maybe I'll reach for a Gatorade protein bar or two. I usually stick with the chocolate peanut butter flavor. We lift at 6 a.m. for about an hour, and then we'll have a couple of meetings. I usually have just the right amount of energy to get through all of this, and then at 9:00 or 10:00, I'll have two slices of bacon, three eggs over easy, and two slices of wheat toast.

Are you big on hydrating?

Definitely. I drink a lot of water throughout the day. Normally it's about five or six bottles. I try to drink at least one right when I wake up. I think hydration is really important, and we've done a good job of integrating that.

When you say "we've done a good job," who is the "we" that you mention?

Well, we have a team nutritionist, but I really just mean the team. We make it a point to drink plenty of water.

Have you ever worked one-on-one with anyone to chat about your nutrition?

When I was training prior to the draft, I used a couple of food services that catered meals and had prepackaged meals ready to go for the day. When I did that, I was focused on low-dairy, low carb diets. It was a lot of protein. Now, since we're in season, I try to maintain my weight, and in that process I need to kick up the carbs a little bit.

What's for lunch?

We'll have whatever the team normally caters. So maybe it's a sandwich or it's rice and chicken—something along those lines. In the afternoon, I'll usually stop by the smoothie station that we have at the facility. In my smoothie, I put in strawberries, banana, mango, pineapple, Greek yogurt, and vanilla whey isolate protein powder.

So you're a fruit smoothie but a peanut butter chocolate protein bar guy?

I like to mix it up, you know?

And dinner?

At night after we get off, I normally just honestly stop at Subway. That's kind of what I've been living off for the past couple of weeks. Normally I'll get two sandwiches. One is a steak and cheese and then the other is the chicken bacon ranch, both on their Italian herbs and cheese bread. It's been working for me. It's a good thing to pick up on the way home.

When you're not grabbing Subway, what are some other things you may do for dinner?

If I have enough time, I'm definitely barbecuing. I've got a Traeger grill in my backyard and a bunch of Snake River Farms meats. Any time I get a chance to throw some of those on the grill, it's pretty great.

Do you have a sweet tooth?

I'm a big fan of mint chocolate chip ice cream and peanut butter cookies. But I've done a pretty good job over the past couple of months of staying away from that. Probably because I call it a night pretty soon after dinner, like at 8:10 or so. I get home at about 7:45. So I'll have dinner for like 15 or 20 minutes, and then it's always right around 8:10 that I turn the lights off.

That's pretty impressive.

I'm normally a night person and waking up early in the morning is not easy for me by any means. But it kind of comes with the job. It's something I have to do. So it's something that I've had to practice and it got easier over time. But it's still not easy at all.

Justin Herbert's misinterpreted personality becomes Chargers' gain

By Gilbert Manzano
Orange County Register
October 31, 2020

Jana Prikryl, the director of general science at the University of Oregon, didn't realize she had helped Justin Herbert change his major until a peer advisor identified him with a scream.

"Oh, my God, that was Justin Herbert," Prikryl recalled hearing when the 6-foot-6 Oregon quarterback left the office.

Herbert, now a star quarterback for the Chargers, submitted his change-of-major form to switch from biology to general science. Herbert was the second future NFL quarterback that Prikryl had assisted. Marcus Mariota was a general science major at Oregon a few years before Herbert.

"Embarrassingly, I did not know that he was Justin Herbert," Prikryl said in a phone interview last week. "I knew we had Justin Herbert and I knew he was fantastic, but I didn't put the face to the name."

Prikryl shouldn't be embarrassed. Not many knew of Herbert before he became a star at Oregon and the latest NFL rookie sensation.

Even now, as more become familiar with the name, not many truly know Herbert. Although, there were many guesses about his personality in the lead up to the 2020 NFL Draft.

Herbert was described as an introvert, also known as a shy person, and few NFL teams want a shy quarterback. But that didn't stop the Chargers from selecting Herbert with the No. 6 overall pick in April's draft.

They were well aware of Herbert's physical gifts, just like the other 31 teams, but perhaps the Chargers dug deeper in getting to know Herbert as a person.

"I think a lot of introverts get labeled with that word shy, lack of leadership," Chargers coach Anthony Lynn said. "My son is an introvert, so I raised one. I know what the tags are, but you just look at how people respond to them. That's all you need to know."

The Chargers did their personality research on Herbert and are now getting rewarded for it with weekly touchdown passes from his rocket right arm.

"Ultimately, this guy is just very talented," said Denver Broncos coach Vic Fangio, whose team hosts Herbert and the Chargers on Sunday. "Looks to me like he's made up of the right stuff to be a quarterback in the NFL, and fortunate for (the Chargers) and unfortunate for us, I think they found their quarterback for the next 10 to 15 years."

Herbert has only started five games, but he's played so well that questions are now being asked. How did a quarterback who is enjoying a historic NFL start that rivals Patrick Mahomes and Dan Marino become available at No. 6 for the Chargers?

Why didn't the Washington Football Team take Herbert second overall and why didn't other quarterback-needy teams leapfrog the Chargers in the draft order to take him?

Many draft experts described Herbert as having all the physical tools, but somehow that wasn't enough to shake the introvert label that hung like a dark cloud.

Of course, it wasn't all because of Herbert's quiet demeanor, but it likely played a part in why teams were skeptical, and it goes to show that swaggy isn't everything. Sometimes saying less means there's more of other leadership qualities.

Herbert won't say teams got it wrong by passing on him and making him the third quarterback selected – that's not his personality – but he did say the introvert tag was incorrect.

"I wouldn't say that's fairly accurate," Herbert said. "I think on the surface it might appear that way, but when I really get to know people and the team, I think a lot of the guys on the team would tell you differently."

Many draft experts and talking heads have said they got it wrong with Herbert, but the Chargers should thank them because all the personality speculation they provided before the draft became their gain.

Herbert celebrated his first NFL victory against the Jacksonville Jaguars last week by giving star wide receiver Keenan Allen an enthusiastic slap on the behind.

"Yes, sir!" Herbert shouted at Allen.

That doesn't sound like a shy quarterback.

Here's how family members, teammates and former professors described Herbert as a person and leader:

THE REAL HERBERT

College recruiters also got it wrong with Herbert.

Herbert was a three-star high school recruit with no Division I FBS scholarship offers heading into his senior year at Sheldon High in Eugene, Ore. Herbert was set on attending Montana State to play with his older brother, Mitchell, before Oregon made an offer.

"He did not go to (football) camps because he practiced with his high school team," said Mark Herbert, Justin's father. "When other guys were looking for exposure to go to colleges, Justin was practicing with the little kid down the street that he'd grown up with or another kid he played middle school football with or somebody else because that was going to be their team in the fall."

Justin Herbert has a reputation for not looking ahead. He prioritizes the present and enjoyed it by playing baseball, basketball and forming a fishing club in high school.

In college, it wasn't all about making it to the NFL. It was also about improving as a biology student. Herbert agreed to be a biology professor's assistant even though it took time away from football.

But helping the little kid down the street and having extracurricular activities didn't help Herbert in the college recruiting process and it was probably ignored by some NFL teams.

Multi-sport prep athletes have become a thing of the past. It's now about specializing in one sport and getting as much exposure as possible by participating in 7-on-7 tournaments, creating Youtube highlight videos and announcing every college offer received on Twitter.

You can't find Herbert on Twitter, although he does have an Instagram account.

"He didn't enroll early (at Oregon) because he wanted to play his senior year of baseball with his buddies," Mark Herbert said.

Justin Herbert stayed in one place before the NFL called, never leaving Oregon while the university's coaching staff changed twice in four years.

Mark Herbert recalled being asked by a local reporter if Herbert would consider transferring if he lost the quarterback job when Willie Taggart replaced Mark Helfrich as head coach in 2017.

"What are you talking about?" the older Herbert remembered asking. "I don't understand the line of question. What's Justin going to do? Get his degree in biology, he's gonna play football and he's gonna go to medical school or he's going to go to the NFL."

"I don't know what he's going to do, but he's not leaving. That's not what Justin does."

Justin Herbert also didn't leave when Mario Cristobal took over in 2018 and then stayed for his senior season, despite being projected as a first-round selection.

Sticking around for an extra year to play with friends gave pundits more time to analyze Herbert as armchair psychologists.

He wasn't viewed as the committed teammate who wanted to help win a Pac-12 championship. Instead, he was the quarterback who struggled against Arizona State and lacked the alpha-male personality to lead an NFL locker room.

But Herbert proved in high school and college that he doesn't run from adversity and makes it work with what he has. Those are the leadership traits that went unnoticed, and he's showing it again in the NFL by elevating undrafted players such as Jalen Guyton, Tyron Johnson and Donald Parham and doing it without his top offensive linemen, Bryan Bulaga and Trai Turner.

Herbert gets everyone involved and is not afraid to ask for advice. But all of that was lost during the lead up to the draft and it became the Herbert family's gain.

Mark and his wife, Holly, were rooting for their son to play for the Chargers. They have family ties to Southern California.

Justin Herbert's paternal grandfather, Roger, played football and ran track for Fullerton College before transferring to Oregon State. Herbert's maternal grandfather, Rich Schwab, grew up in San Diego before playing football at Oregon.

"We looked at (the draft order), 'Hey, Los Angeles all the way.'" Mark Herbert said. "Oh my goodness, travel-wise, and family-wise, team-wise ... a lot of things pointing to the Chargers."

Mark Herbert credited the grandfathers for Justin's professionalism and said his son got plenty of good qualities from his mother Holly.

"I'd say Justin is fiercely loyal and fiercely focused and dedicated and definitely gets that from her," Mark said.

Justin Herbert's love for science likely came from his father, who was a science and biology teacher for middle school and high school students.

HERBERT, THE COMEDIAN

Chargers defensive tackle Linval Joseph played four seasons with recently retired Giants quarterback Eli Manning. The two-time Super Bowl champion was also described as an introvert.

Joseph sees similarities between Manning and Herbert.

"I felt like there was two different types of Elis," Joseph said. "You have funny Eli and then you have 'get the job done' Eli. Two minutes in the quarter, fourth quarter, need this drive and he woke up, and when he woke up, he made those big throws, made those big plays, and I see that in Herbert. I really do."

"I feel like he's going to have a great career and once we put everything in order, he's going to be elite. He's going to be great."

Chargers rookie wide receiver K.J. Hill can attest to Herbert's comedic side. Hill explained why Herbert was shown in a scene of "Hard Knocks" doing a lengthy "whassup" from the popular Budweiser commercials.

"I told him you gotta say the 'whassup' in the huddle," Hill said. "I told him to say it in the huddle before he called a play or something like that. It was something silly like that. He was practicing basically before he did it to get my OK if it was good or not."

Herbert and Hill texted each other after being drafted by the Chargers and have become close friends.

"Inside the locker room, (he's) making jokes, talking," Hill said about Herbert. "He has not been a quiet guy since I've been around him. We're always talking about anything and everything, so I feel like he got a great personality and great competitor side that I love about him, too."

Hill said he's a better "Call of Duty" player than Herbert, but he gave his quarterback the edge in golf.

"Justin likes to golf," Hill said. "I told him the only close thing I get to golf is Top Golf."

HERBERT, THE TUTOR

Mark Carrier, a professor at Oregon, was in need of a teacher's assistant for his Biology 212 course. Herbert was one of his best students, but Carrier assumed he didn't have time to teach the material to other students for the upcoming quarter.

"I figured no way a football player is going to have the time to do that, but in passing one day, I told him, 'Hey, you know if you weren't so busy being the quarterback of the football team I would definitely offer you this role,'" Carrier recalled.

Without hesitation, Herbert took the offer and assisted the class of about 200 students.

"It's a pretty interactive class time," Carrier said. "You can tell if people are going to hide what they know or help others along. Justin was the kind of guy who helped the people around him.

"It was clear to the people around him he understood the material more quickly than most. He didn't struggle as much as people tend to do. It's a very challenging course. He was very helpful to the people around him."

At the time, it wasn't certain that Herbert would be a top NFL draft pick. Carrier said Herbert expressed interest in a career in medicine or becoming a researcher.

"I was just really interested with how everything worked out (in biology) and science and kinda how your body processes things and kinda explaining the natural phenomena that happened around us," Herbert said.

Biology sounds as complex as breaking down NFL defenses. Herbert being able to grasp intricate material at a fast pace while also teaching it is perhaps another leadership sign (and an indicator of future success) that went unnoticed.

"That might be a reach, but it's a good analogy," Herbert said about comparing football to biology. "Having a good understanding of defenses, coverages and things like that. It definitely helps."

Herbert said his top passion has always been football. He'd said he would likely be a coach right now if he wasn't an NFL quarterback.

"Hopefully I'd be coaching the game or somewhere involved in the game," Herbert said. "I just love football too much to not be around it."

That's the real Justin Herbert. Passionate about football, but with other interests. Not the loudest, but a quiet genius with an occasional comedic side.

"I think he's more outgoing than what people give him credit for, but that's OK," Lynn said.

The Chargers said that's OK to Herbert's personality and now, as Fangio mused, they stand to reap the rewards for years to come.

Chargers' Justin Herbert learning he can't let the perils of running in the NFL slide

By Sam Farmer
Los Angeles Times
October 15, 2020

Justin Herbert, with his smooth throwing motion and surgical precision, has proven he's already a top-notch NFL passer.

Now, the 6-foot-6 Chargers rookie needs to work on his going-to-the-ground game.

He took off running in his first career game and clobbered Kansas City linebacker Damien Wilson when they collided near the sideline. Whereas Herbert nonchalantly popped to his feet, Wilson appeared knocked out cold.

Two weeks later, Herbert tore off a five-yard run against Tampa Bay and lowered his shoulder on Buccaneers safety Jordan Whitehead. This time, the defensive player got the better of the crash, as Herbert needed a few moments with his hands on his knees to compose himself. Whitehead was flagged for unnecessary roughness.

"Feet-first sliding is probably the best option I should go with," Herbert conceded later. "I grew up playing baseball so I feel like I'm pretty comfortable with sliding. It's a little tough on the grass, your cleats get stuck a little bit, but it's definitely something I've been practicing. Moving forward, I'll be better about it."

Chargers coach Anthony Lynn hopes so. He could be forgiven for watching replays of those collisions through his fingers while covering his eyes.

"Bad coaching by me right there, bad coaching," Lynn said. "I don't want him taking hits like that, like he did from the Chiefs. ... I want him to get down. I don't want him to take those hits in the National Football League."

Theoretically, Herbert could look across town for pointers from another young quarterback. The Rams' Jared Goff, the son of a former Major League Baseball player, has had sliding issues of his own.

In the two years since the NFL made a rule change — stipulating a quarterback doesn't have to slide feet first to be considered giving himself up, and instead is afforded the same defenseless-player protections when he dives forward — Goff has found himself getting "caught in between sometimes."

"I'm used to going feet first, and I have my whole career," Goff said. "And then in the last year or two, I want to go head first. I don't want to lose those three yards. But at the same time, you're kind of trying to figure out where your momentum is."

His father, Jerry Goff, who played catcher in the majors for six years, wishes his son would hit the deck more often, yet understands why he doesn't always do so.

"Do I encourage him to slide? Yeah, 100%," the elder Goff said. "But there are times, like he did in the playoffs against Dallas, and a few times in college, where you've just got to deal with it and go get that first down. You're not going to slide short in that situation. But I would say 90% or more, you're just going to slide and play the next down."

The dilemma is older than Red Grange. Should a quarterback risk injury by fighting for that extra yard, either by dropping a shoulder and delivering a blow, or by diving forward as a human missile?

Or should he sacrifice that extra yard or two and safely slide feet first?

"We've got to coach these quarterbacks out of the macho-man approach," said Hall of Fame personnel executive Bill Polian, who thinks all NFL teams should build sliding pits at their facilities to teach quarterbacks. "Playoffs are one thing; that's a different cat altogether. But in terms of the regular season, never lower your shoulder. Don't take those kinds of blows. The rule is there to protect you: Go slide."

Sometimes, even sliding feet first is unsafe. Last Saturday, Clemson quarterback Trevor Lawrence, the overwhelming favorite to go No. 1 in next spring's NFL draft, took a shot to the helmet from University of Miami safety Amari Carter while sliding. Officials ejected Carter for targeting.

In 2006, Kansas City quarterback Trent Green absorbed a brutal hit to the head from Cincinnati defensive end Robert Geathers while sliding feet first. Green suffered a serious concussion and the replay reverberated throughout the league.

"I remember being like, 'Yeah, see? I don't want that to happen. I would rather dive head first, I'm in control of my head,'" recalled former Seattle Seahawks quarterback Matt Hasselbeck, who took a ribbing from his coaches about his aversion to sliding. "I sort of remember being made fun of by Mike Holmgren and Jim Zorn about how I didn't slide, like I couldn't slide."

So Zorn, the former Seahawks quarterback who later coached the position for the team, unfurled a Slip 'n Slide at practice in hopes of teaching his passers how to avoid big hits by gracefully going to the ground. He even brought in Seattle Mariners first baseman John Olerud as a sliding tutor.

"The thing was, we knew how to slide," Hasselbeck said. "It wasn't like we didn't know. We just preferred to dive."

According to NFL rules, a defender must pull up when a runner gives himself up with a feet-first slide. If a defender already has committed himself and makes unavoidable contact with the sliding runner, it is not a foul unless the defender makes forcible contact to the head or neck area of the runner with the helmet, shoulder or forearm, or commits some other act that is unnecessarily rough.

But the runner bears the responsibility of starting his slide with ample time for the defender to pull up and avoid the hit.

“Pursuing a guy, I would give him the benefit of the doubt that he was going to slide,” former Rams defensive tackle D’Marco Farr said. “But you’d better start that slide within two or three steps of me. Make it obvious. If not, I’m going to treat you as a runner that’s attacking my goal line, which means I’m going to try to knock your teeth out.”

The notion of sliding never appealed to Hall of Fame quarterback Steve Young, but not because he sought those extra yards at all costs. He just didn’t feel that sliding provided him enough protection.

“My own philosophy was sliding was a nightmare,” Young said. “Sliding is saying, ‘Just hit me in the face.’ I always thought it was much safer to go forward, find a soft spot forward.”

What’s more, Young said, officials routinely get the placement of the ball wrong when a player slides feet first.

“Inevitably, the referee gives you a spot farther back than you thought it would be, or than it should be,” he said. “It’s a weird thing. I don’t know what sliding does that creates this image that the ball’s downed earlier than it was.”

“I always thought I got a better spot when I was going forward. It’s like an optical illusion for them. When I slid, nine times out of 10 I’d turn around and say, ‘Where are you marking that? That’s not right.’”

Not surprisingly, some of the quarterbacks who had the option of playing pro baseball — notably Seattle’s Russell Wilson and Arizona’s Kyler Murray — are the most graceful sliders.

“I think playing multiple sports is a very big thing in terms of getting those extra yards, also being smart, getting down,” Wilson, selected in two different MLB drafts, told reporters in 2017. “The ability to quickly slide, too. When you hit a ball in the gap, you’ve got to get to second base and get there fast. You’ve got to know where to slide, how to get around the tag, and everything else.”

“I don’t really like sliding head first, never did when I was playing baseball. But sometimes it’s necessary. ... You’ve got to be smart in how you do it.”

Not everyone is a pretty slider. Peyton Manning got an earful from his Denver teammates in 2012 when he clomped downfield against Carolina, then executed a hideous slide — think Evel Knievel at Caesars Palace — that excavated a sizeable divot when his left knee brace burrowed into the turf.

“It’s not even worth explaining what happened,” Manning told reporters at the time. “It looked bad, and the fact that my knee brace got caught, nobody wants to hear that. It is what it is, as they say, and it’s right there on film. I’m very aware that it’s fair game for criticism and ridicule.”

In those hold-your-breath bashes of bodies, it’s frequently the quarterback who comes away staggering. There’s a reason for that.

“Justin Herbert does no tackling. None,” Young said. “And then he’s running into people where that’s all they do is tackle.”

“I used to see smaller guys in the defensive backfield, and I was like, ‘OK, I can take that guy on.’ But you’ve got to remember, even those guys, that’s all they do is tackle.”

When and whether a quarterback should slide often depends on where you’re standing, as in, which sideline.

“When it’s your own guy, you want him to get down,” Farr said. “When Kurt Warner scrambled, I’d be the first one yelling, ‘Get down!’ And I would tell him, ‘Your body doesn’t belong to you, it belongs to us.’ If he gets tagged, it affects us all.”

Young’s philosophy: Your most important play is your next one.

“Risks just to show your manhood don’t help you get to the next play,” he said. “The truth is, if you’ve still got the ball in your hand, there’s been a general failure anyway. Don’t compound it by trying to run over somebody to impress someone.”

After Herbert’s debut, while the Chargers and Chiefs were mingling on the field, Kansas City’s Patrick Mahomes offered him some words of advice: “Protect yourself on some of those runs.”

Sometimes, staying up requires getting down.

J.C. JACKSON

His family was scared he’d go to prison. How J.C. Jackson kept his NFL dream alive

*By Jeff Miller
Los Angeles Times
July 25, 2022*

LAKELAND, Fla. — They sold their house, their furniture, Dad’s truck and his motorcycle.

Lisa Dasher and Chris Jackson surrendered their jobs and their friends and trekked 140 miles north, joining Lisa’s oldest daughter in her apartment — her one-and-a-half bedroom apartment.

“We was living in the half,” Lisa recalled, smiling.

Dasher, Jackson and their son, J.C., were three of the seven people wedged into the space, their lives squeezed for the most basic of reasons: They needed money.

Yes, the bills were significant. And so were the circumstances. They had to pay the attorneys trying to keep J.C. out of prison.

“Every success he’s having now is very emotional to me because I know the path,” Lisa said. “I tell people, ‘You don’t understand everything that we had to sacrifice to be here.’ It just wasn’t easy. But I’m glad we made it, man.”

In March, J.C. Jackson signed with the Chargers, accepting a five-year contract worth up to \$82.5 million, \$40 million of which is guaranteed.

A team rebuilding its defense added one of the NFL’s top cornerbacks, a tough, resilient, playmaking star coming off his first Pro Bowl appearance and four seasons removed from being a Super Bowl champion.

But the Chargers added more than that because Jackson hardly arrived on his own, his path cluttered by obstacles discouraging to staggering, including a trial that threatened not just his football but also his freedom.

Navigating such a twisting, tortured journey required the strength of more than just one man.

“J.C.,” his dad said, “hasn’t walked alone in his shoes.”

Before he was a Hall of Famer, Edgerrin James was a blocking back, burying opposing tacklers for Chris Jackson during their time together at Immokalee High. James was two grades behind Jackson and, playing in a stacked program, had to wait his turn.

“That’s how it was back in the day,” said John Thomas, a longtime Immokalee coach. “The talent’s usually lined up pretty good around here.”

They called Chris “Action Jackson” because of his athletic prowess. He and his crew labeled themselves “The Raw Dogs” and set out to properly represent their home.

Immokalee is an everyone-knows-everyone town deep in southwest Florida and the heart of industrial agriculture in the United States. They grow an abundance of tomatoes and watermelons down here, a dusty place where there's genuine value in the dirt.

In the Mikasuki language, Immokalee means "My Home," and the pride of the people who choose to stay can be as thick as the July humidity.

"If you gonna make it out of Immokalee, you gotta get it from the mud," said Jackson, 47. "Nothing comes easy in Immokalee. It taught me to grind, to be a strong man."

Jackson had plans to leave, at least for a while, to pursue a playing opportunity at a small school in Mississippi. Lisa, who was a state-qualifying sprinter at Immokalee, remembers dropping him off at the bus station in Fort Myers and waving goodbye through streaming tears.

But after only a week or so, Jackson was on his way home, where he and Lisa soon enough were welcoming their son.

"I wanted to be in J.C.'s life," said Jackson, who was raised by his grandparents. "Everything I knew about football, I wanted to put into him."

They spent hours together in the backyard, Chris firing passes to J.C. and urging him to catch with his fingertips. At age 4, J.C. was spinning around on his father's command and snagging footballs spiraling toward his face.

Dad was training the boy's hands, hands that two decades later would carry the reminder of an Immokalee upbringing yet still ignite an NFL career rooted in the ability to catch passes thrown by the opposition.

When he was 5, J.C. scored the first touchdown of his life. It was flag football and he slipped to the outside and sprinted away from everyone. Well, almost everyone.

"I was running right with him down the sidelines, jumping and screaming," Lisa said. As she did so, she yelled, "He's gonna play for the Florida Gators! He's gonna play for the Florida Gators!"

That was the plan too, after J.C. was a four-year varsity starter at Immokalee, his two all-state plaques as a wide receiver now hanging near the school's main entrance, not far from the plaque commemorating his All-America selection as a defensive back.

Thomas has spent a quarter-century coaching at Immokalee and was in charge of the receivers when he convinced Chris that his son was too talented to play on the freshman team and instead belonged on varsity.

J.C. needed roughly one-half of one game to prove his position coach correct.

"He lit up the stadium right from the start," said Thomas, who recalls sitting in film sessions on Saturday mornings and wondering what the opposing coaches were thinking trying to cover J.C. one-on-one.

The talent was obvious, and so were the other gifts, most notably the long and athletic body that suggested J.C. could be special, as Chris remembers it, as early as elementary school.

Fort Myers-based trainer LeDondrick Rowe first worked with J.C. during the kid's sophomore season in high school. All the Immokalee players were lined up in the end zone as Rowe walked along and introduced himself one by one.

"I got to J.C. and asked him what position he played," Rowe said. "He told me wide receiver. I said, 'Dude, you're a defensive back.' Those were our first words: 'You look like an NFL defensive back.'"

All that work J.C. and his father logged in the backyard — sometimes out there past midnight — was boosted by another level of training, a tough-love regimen Chris employed throughout his son's development.

He explained that he "used to cuss J.C. out, just talk harsh to him, 'cause I knew what it takes to make it." Lisa said she often defended her son as Chris assured her his methods would pay dividends.

During an NFL game two seasons ago, while playing with New England, Jackson was beaten twice by receiver Breshad Perriman for touchdowns — 50 yards in the second quarter and 15 in the third — the latter putting the New York Jets up 27-17.

Following the second score, a television camera caught Jackson slumped on the bench, his head hanging.

"I said, 'Lisa, I'm in his ear again right now,'" Chris said, edging forward in his seat. "J.C. was hearin' his daddy. I said, 'Watch, he's gonna make a play.'"

In the final six minutes of the fourth quarter, Jackson picked off Joe Flacco. Four minutes later, New England tied the score en route to a 30-27 victory secured on the game's last snap.

"All that talking," Lisa said, "I think that's what kept J.C. strong through everything."

During his four years of two-way high school stardom, J.C. emerged as a recruit so sought after that Lisa remembers hiding when someone would show up unannounced and knock on the door.

She also recalled how the Miami coaches arrived one day for dinner in a series of black SUVs with dark-tinted windows. "They rolled up," Lisa said, "like the President."

But J.C. chose Florida — fulfilling his mother's Pop Warner projection — because he was drawn to then-coach Will Muschamp and his defensive coordinator, D.J. Durkin.

It was a shoulder injury that resulted in Jackson redshirting his first season. It was an off-field incident that cost him the rest of his Gators career.

In April 2015, Jackson was arrested and charged with four felonies in connection with an armed robbery in Gainesville. He and two companions were involved, though Jackson no longer was present when the robbery occurred, according to the police report.

Still, he faced those four counts, each carrying a minimum sentence of 10 years and a maximum of life in prison.

"I was scared. Forty years in jail? I might be dead and gone when he gets out."

— Chris Jackson, on the charges his son faced in connection to a 2015 armed robbery

When officials at Florida informed Jackson he no longer was welcome there, his desire to continue playing led him to Riverside City College, three time zones from Gainesville and an immeasurable distance from SEC country.

That November, Jackson's lone season at Riverside was interrupted when he had to return to Florida for his trial, which included five days of excruciating uncertainty for parents convinced their son had done nothing wrong but knowing a jury would make the ultimate decision.

Each morning, Chris and J.C. would drive from the cramped apartment in Lakeland to Gainesville, leaving before the sun came up, traveling the 120 miles one way in Chris' orange Dodge Charger.

Chris said they had to "scrape up gas money" to make it through the week. One of the attorneys the family hired bought J.C. a suit to wear in court.

On those otherwise quiet drives, Chris played what he called "my church music" — "Be Encouraged" by gospel singer William Becton was in heavy rotation.

J.C. would sit back in the passenger seat and, in the darkness, Chris would stroke his son's head. "Just lovin' on him," Chris said.

"I was scared," the father acknowledged. "Forty years in jail? I might be dead and gone when he gets out."

On the morning of the final day, Lisa said she wept while wrapping her arms around J.C.

"I hugged him hard 'cause I didn't know what the verdict was going to be," she said. "I told him, 'Remember this: I love you so much.' He said, 'Ma, I'll be back.' I'm looking at him like, 'Do you not know what you're up against?'"

Chris said he sat in the back of the courtroom each day with tears in his eyes as he listened to the prosecutor characterize his son as a criminal. At some point during the week, Chris said he stopped eating.

Lisa couldn't bring herself to attend the proceedings. She remained in Lakeland where she had just started a new job, working in early child care.

She wasn't allowed to have her cell phone on during business hours, meaning she spent that entire final afternoon unaware of her son's fate. Asked to explain the experience, Lisa said, "H-e-l-l."

Up in Gainesville, the jury deliberated for approximately two hours before — in the late morning four days before J.C.'s 20th birthday — acquitting him on all four counts.

At the end of her work day, Lisa retrieved her phone from a desk drawer and turned it on.

"There was so many calls, so many messages," she said. " 'Not guilty! Not guilty! Not guilty!' All of a sudden, I'm crying and crying and trying to call everybody back at once."

The jury sided with J.C. after hearing testimony that he arranged the visit in which the robbery occurred but was not otherwise involved. His attorneys argued that the evidence against him was circumstantial.

After being cleared, Jackson returned to Riverside, a step that helped put his football career back on track, leading him to Maryland, where he reunited with Durkin, then the Terrapins coach.

In his first Maryland practice, an oft-repeated story goes, Jackson intercepted three passes. He made 23 starts over two seasons and became a draft prospect some observers forecast to go as high as the second round.

"I can't let it go unknown how much we appreciate what the people at Maryland did for J.C.," said Lisa, now 48. "We thank them so much."

It was after the combine that Jackson — back home and sitting at a Tropical Smoothie Cafe having lunch with his mother — revealed how depressed he was at times in Riverside.

"He just started crying," Lisa recalled. "I said, 'J.C., what's wrong?' He said, 'You just don't know. It was so hard out in California. I was sleeping on floors, not having food. That was the time I wanted to just forget it all.' It hurt me to my heart hearing that because I had no idea that he was struggling that bad. None of us knew."

Now, though, all the pain, all the sacrifice would be swept away by the 2018 draft. Having since moved into their own apartment in Lakeland, Chris and Lisa hosted a viewing party.

J.C. was surrounded by the love and support of more than a dozen family members and friends. There was food, including cupcakes made to look like little footballs.

Over three days and 256 selections, the name J.C. Jackson was never announced. Teams took 28 cornerbacks and passed on him every chance they had.

If he was going to make it in the NFL, this cornerback with all the ball skills was going to have to reach out and steal someone else's roster spot as an undrafted free agent.

And that's exactly what Jackson did with New England, first starring during scout-team repetitions, flustering at times even all-anything quarterback Tom Brady.

As training camp unfolded, Jackson began getting time with the first-stringers. He ended his rookie season appearing in 13 games, with five starts, and launched a four-year stretch in which he intercepted an NFL-best 25 passes.

Those hands, first trained by Dad, soon secured the second-largest signing bonus in Chargers history while offering another example of Jackson's perseverance.

When his boy was just 7 or 8, Chris got J.C. a job at a watermelon processing plant to expose him to the exact sort of existence he wanted his son to avoid in life.

While he was positioned along a conveyor belt, J.C.'s hand became entangled in the machinery. Seeing blood oozing everywhere, Chris grabbed his son and carried him to a nearby fire station.

The boy spent almost a week in the hospital and required surgery to restore the mangled mess hanging from his arm. In his right hand today, Jackson literally holds the scars of his hometown.

"J.C. is Immokalee," said Rowe, the Fort Myers-based trainer. "I saw a kid struggle. I saw a kid grow. I saw a kid overcome. If you're not tough, Immokalee can overwhelm you."

Over his first three NFL seasons, Jackson played on an entry-level deal before receiving a one-year, \$3.4-million contract for 2021.

When he signed with the Chargers, he earned a \$25-million bonus on the spot. During the next two seasons, he is guaranteed another \$15 million in base salary. The kid from Immokalee had made it, had indeed gotten it from the mud.

His big payday came after Jackson watched his father work in everything from corrections to sanitation — "throwin' trash," Chris described it — before becoming a delivery driver.

Lisa has worked extensively with teenage mothers and is employed at Pace Center for Girls.

There are plans for Jackson to buy his parents a new home, something closer to Tampa ... maybe near the water.

In May, he bought each an Audi. Lisa drives hers regularly, while Chris has his in storage. For now, he prefers the 2011 orange Charger, which has eclipsed 200,000 miles.

Chris' Audi was delivered while he was at work, with no advance warning, a surprise that came with a sticker price of \$181,790.

He simply was called outside to the parking lot, where the car was hidden under a cover, with a big red bow on the hood.

There also was a note from J.C., who signed it "#27."

"Without U," the note read, "There Is No Me."

DERWIN JAMES JR.

Once called 'Pooh Bear,' Derwin James Jr.'s Florida legacy began with famous father

By Jeff Miller
Los Angeles Times
July 27, 2022

HAINES CITY, Fla. — They can still feel the reverberations around here, the beautiful aftershocks from the ferocity produced when he flexed his uncommon level of athleticism.

Derwin James' exploits echo at his alma mater to this day, even breaking the midsummer stillness of the grassy countryside that surrounds a football field flanked by a cemetery.

Yes, the locals proudly suggest, James rocked the opposition with enough force to stir the dead.

"He came at you like a flash, just a black streak comin' and then, 'Boom!' " said Olin Gee, who spent more than three decades coaching at Haines City High. "When he got to you, he was lightin' you up good."

Fans of the Chargers can nod knowingly at Gee's recollections, their eyes confirming as genuine any tale of James' ability to separate a man from his senses.

An All-Pro as a rookie, James now enters his fifth year in the NFL coming off a season in which he made 118 tackles and his second Pro Bowl.

But here's what Chargers fans don't know: Gee wasn't talking about that Derwin James — but their Derwin James.

He was recalling the original Derwin James, the father of the Chargers' safety, the Haines City Hornet they nicknamed "Blue" because, when he dropped his shoulder into someone, the poor mark turned that most unnatural of colors.

"The son was a hell of a hitter," said Gee, who coached both versions of Derwin James. "But the father, he came with bad intentions every time. People ran away from him in high school."

So the story of Derwin James Jr. can rightly start only here, with Derwin James Sr., who gifted his son everything from athletic prowess to mannerisms to an easy smile, helping shape the boy many in these parts still call by a childhood nickname: "Pooh Bear."

It was Derwin Jr.'s sister, Shaderrika, who recently had to be reminded of the order of business in this family.

"She told me, 'You act just like 'Pooh Bear,' " Derwin Sr. recalled with that identifiable grin. "I told her, 'No, 'Pooh Bear' acts just like me.' "

He was a high school running back, as well, Derwin Sr. blessed with the kind of speed that made him an annual participant in Florida's state track championships.

But he really excelled at middle linebacker, where he could smear chaos sideline to sideline and orchestrate the defense like another coach, making sure everyone was lined up properly.

If that again sounds familiar to Chargers fans, well, Derwin Sr. passed those qualities to his son, too, Derwin Jr. one of the few NFL defensive backs who calls signals in the huddle.

"His father was faster than Derwin," said longtime Florida State assistant Odell Haggins, who recruited both Derwin Jameses. "His father would knock your face off. His daddy was unreal."

Yes, Derwin Sr. had the game. He just didn't have the grades, his academic issues preventing him from fully seizing his athletic talents.

During his final year of high school, Derwin Sr. discovered he was going to be a father. Derwin Jr.'s mom, Shanita Williams, gave birth the summer before her senior year.

She had to give up going to college and running track at Haines City, where she also stood out as a sprinter.

Shanita took one job at the nearby Publix and another at a day-care center and got her own place, a \$315-a-month one-bedroom apartment. She said she still graduated on time and with honors.

Derwin Sr. was at college then, his football career expiring after two seasons at a small school in Michigan because of a knee injury.

He returned to Florida and remained with Shanita until 2001, the couple splitting when their son was 4, by which point they were convinced they had produced something special.

Although he was "Pooh Bear" — Shanita: "He always looked like a little bear to me, so plump and round and hairy." — Derwin Jr. was tough as a toddler, a burly ball whose first word actually was "ball."

By middle school, he was running past, around or through kids his size and larger.

"You could see where Derwin was going with it," Shanita said. "Even that early on I felt it. I believed it."

There remain conflicting accounts about how many times a young Derwin Jr. was hit by a car while riding his bike. Some say it happened twice; others contend it was three times. Either way, the point is "Pooh Bear" grew up as a rumbly sort of child.

Derwin Sr. said he was coaching a team of 6- and 7-year-old kids when he finally relented to the tugging on his pants leg and allowed Derwin Jr. to join them. He recalled his boy being 4 at the time.

"He was just begging to play," Derwin Sr. said. "We put that kid in some pads and the rest is history."

Having worked two places at once when Derwin Jr. was an infant, Shanita said she assumed another significant responsibility later. She emphasized the importance of succeeding in school, too, understanding the possibilities awaiting her firstborn.

"That was my other job," she said. "I made sure I did that."

Derwin Jr. began high school next door in Auburndale, where he arrived with a familiar name and too much talent and want-to to go unnoticed. He was long and lanky, an eye-grabbing sort of sleek.

The kid's body was different. Derwin Jr. was stronger than he appeared to be, ran faster than he looked to be moving and could dunk a basketball with an almost bizarre ease.

"It was crazy how freakish of an athlete he was at 15," said Auburndale basketball coach Eric Robinson. "He had that crazy athletic build. His body looked all — I don't know how else to say it — crazy."

Still, the rules were simple as presented by the man who was then the school's head football coach. No freshmen on varsity. Period.

Rick Smith was a defensive assistant at the time and still can recall the reaction when the edict was presented.

"Every one of the varsity coaches was like, 'There's no way you're keeping Derwin down,' " Smith said. "He was probably our best player already. I mean, we almost said it in unison."

By then, they had identified the enormous potential and everything else that suggested Derwin Jr. was a rarity.

The kid would lift weights to the point where coaches had to tell him to stop. He was smart and continually asking questions because he wanted to be smarter. He didn't just watch film; Derwin Jr. decoded it.

In something that felt like an instant, he was escaping his father's shadow as an ascending college football recruit but also reflecting light back on everything Derwin Sr. had been by reminding locals of the stories of "Blue" James.

Derwin Jr. has said he knew he wanted to play for Florida State as early as first grade. Then-Seminoles head coach Jimbo Fisher wasn't that far behind in that thinking.

Haggins visited Auburndale during Derwin Jr.'s first season, noticed him lining up all over the place — on both sides of the ball — and then looked at a roster. Speaking to no one in particular, Haggins recalled saying aloud, "You're telling me that's a freshman?"

When he returned to Tallahassee, Haggins said he walked into the football offices and, so excited about what he had just witnessed, couldn't resist presenting his findings in a way what would be memorable.

He opened by apologizing to Fisher for missing on Derwin Jr., admitting a kid that noticeable somehow had ducked his radar. Then Haggins played the video from Auburndale, pointed to Derwin Jr. streaking across the screen and told Fisher he was a senior.

With Fisher about to explode, Haggins said he laughed and informed his boss that Derwin Jr., in truth, was just a freshman. Fisher's response: "We need to offer him now!"

The offer did come, after just another day or two, Haggins remembering tears pooling in the eyes of both Derwin Sr. and Jr., who committed immediately. They called Shanita with the news and she cried, as well.

During his two years at Auburndale, Derwin Jr. became a star in football and track and a team-first grinder in basketball, one who applied his abundant athletic talents to the grunt work. Setting screens. Rebounding. Blocking shots.

He also emerged quickly as a leader despite being an underclassman at a new school and playing a sport that was no better than his third-best.

“Everyone heard his voice when he talked,” Robinson said. “There were things I didn’t have to worry about. I knew he’d take care of it. I mean, who’s gonna bow up to Derwin James?”

For his final two high school years, Derwin Jr. attended Haines City High, rejoining many of the kids with whom he grew up.

He continued roaming the entire field — too dynamic for one position, Derwin Jr. played them all — often accurately calling out the opposition’s plans pre-snap because he recognized what was coming from his Monday film study.

He kept pushing iron until finally, as a senior, he passed even Gee, his old Haines City coach, in the bench press. To fully grasp the significance of that accomplishment, realize that today all the Hornets’ athletes work out in the Coach Olin Gee Weight Room, named this spring after the thick, broad-shouldered career educator.

Having started at 135 pounds, Derwin Jr. maxed out in high school with a bench press of 415.

But here’s the thing about Derwin Jr. and his strength: He always has displayed a capacity to lift more than just weight.

“What you see in L.A., that’s what we saw in Polk County,” Robinson said. “Fun-loving, always smiling, always positive. People loved Derwin. And I mean not just on Friday nights.”

Said Haggins: “He puts others before him. ... Guys like that, they come around once in a lifetime.”

The display is entirely fitting, if not completely accurate. A small gold plate near the bottom identifies Derwin Jr. as the 17th overall pick of the 2018 draft — all true — but selected by the “San Diego” Chargers.

Though he changed high schools, Derwin Jr.’s commitment to Florida State remained permanent, just like the Seminoles tattoo he wore on his upper left arm long before he played for Florida State.

During his senior year, Derwin Jr. even told Haggins that the coach didn’t have to continue calling him every week, that his promise to be a Seminole couldn’t be shaken.

“He never deviated,” Haggins said. “He told me once, ‘Look on my arm, Coach. You’ve seen it. I’m coming to Florida State.’ That kind of commitment tells you something about a young man.”

If a single play could define Derwin Jr.’s time in Tallahassee, it came during his freshman season, against rival Florida.

Lined up at defensive end in a pass-rush situation, he bullied to the ground a fifth-year senior named Mason Halter, who was listed at 6 feet 6, 295 pounds, four inches taller and 80 pounds heavier than Derwin Jr. weighs to this day.

“As coaches, we all looked at each other like, ‘What?’ ” Haggins recalled. “One of the greatest plays I’ve ever seen.”

After beginning his time at Florida State with only “James” on his back, Derwin Jr. later added the nod to his father after he approached Derwin Sr. and shared his intentions.

The decision meant a jersey alternation that was minor — just the inclusion of “Jr.” — yet carried significance that was anything but.

“It was a proud moment,” Derwin Sr. said. “I told him, ‘OK, do your thing, baby.’ That was cool.”

With the Chargers, the “Jr.” appeared at the start of his second season. By then, Derwin Jr. had made an impact that was just as impressive and equally as immediate as the moment he demolished that Florida offensive lineman.

In his NFL debut, against AFC West rival Kansas City, Derwin Jr. broke up a pass some 40 yards downfield to open the second quarter.

Two snaps later he was in the backfield, sacking Patrick Mahomes.

Turns out, Derwin Jr. had time-stamped his arrival in the league even before facing the Chiefs. That August, he sent his father a training-camp video of him intercepting Philip Rivers in practice.

“He picked off Phil at the goal line,” said Derwin Sr., who still has the video on his phone. “Oh yeah, baby. That was big. I came off my seat on that one. ‘My boy! Ain’t nobody gonna stop him from bein’ great!’ ”

After signing his rookie deal, Derwin Jr. bought his mother a five-bedroom, four-bath home in a gated community in Auburndale. For his father, he purchased a truck.

Both parents still work and said they will continue to do so even if, as expected, Derwin Jr. soon signs an extension that could make him the highest-paid safety in the league.

Shanita, who has been employed at McKesson Pharmaceutical for 17 years, said she prefers to earn her own money, and that she can make no claim to the millions her son has collected.

Having spent 26 years working with at-risk youth, Derwin Sr. looks at the situation through eyes so familiar with sometimes-stark, often-unforgiving central Florida.

“I like to sit back and reflect on where we come from,” he said. “I grew up picking oranges. And not just me, but his momma’s side of the family, too. I mean, picking oranges! We all did harvest work. That’s just the way it was.”

After missing the first 11 games of the 2019 season because of injury, Derwin Jr.’s second game back came in his home state, in Jacksonville. He finished with six tackles, including one for loss, and a pass breakup as the Chargers won by five touchdowns.

Sitting in the stands that overcast December afternoon, Derwin Sr. said he stared down and marveled at what he was witnessing, the reality hitting him deeper than ever before.

“I’m looking at my son and saying, ‘Man, he’s dominating out here. He’s the best of the best,’” Derwin Sr. remembered.

“Just a little country boy from ol’ Polk County. That was like, ‘My boy is here to stay.’ ”

Having been to Southern California several times for games, Derwin Sr. said he still isn’t accustomed to seeing his son’s face all over town, whether on a billboard for Oakley or a mural in Venice Beach.

He said a friend recently sent him a picture of Derwin Jr. featured on an advertisement in a Las Vegas mall.

The image caused chills, similar to the ones Derwin Sr. said he feels when seeing “Pooh Bear” on the giant SoFi Stadium video board.

“He’s everywhere,” Derwin Sr. said. “You can’t get rid of him. ‘Damn, you everywhere, son.’ You just have to think about it, think about where we come from and say, ‘Wow!’ ”

Derwin Jr. is everywhere — on the field and off it. Sometimes, it’s like there are two Derwin Jameses. Yeah, sometimes. Like now.

'He can do it all': Derwin James remains a rare constant for Chargers defense

By Lindsey Thiry
ESPN.com
November 19, 2022

COSTA MESA, Calif. -- Kansas City Chiefs tight end Travis Kelce caught a pass, then spun to his left for a sprint downfield.

The 6-foot-5, 250-pound tight end dodged two Los Angeles Chargers defenders, but had no luck avoiding a third.

At the Chargers three-yard line, Bolts safety Derwin James Jr. upended Kelce in a move that resembled a signature slam from the WWE's most famous wrestler the Undertaker.

"WWE style right there!" Chargers defensive lineman Sebastian Joseph-Day said of James' tackle.

"That was crazy," Chargers wide receiver Mike Williams said. "D.J., he brings the wood, he tackles real hard."

James' stop was one that even Kelce had to admire.

"You good, brother?" James asked after the ensuing snap.

"That was a hell of a play," Kelce admitted.

The Bolts fell to the division-rival Chiefs in that Week 2 matchup, 27-24, but will have a chance to split the season series when they meet again at SoFi Stadium on "Sunday Night Football" (8:20 p.m. ET, NBC).

Void of a postseason appearance since 2018, the Chargers (5-4) are clinging to the final spot in the playoff race, and are chasing the division-leading Chiefs (7-2) in the AFC West.

The Bolts have a 48 percent chance to make the playoffs entering Week 11, and their chances improve to 69 percent with a win, but fall to 42 percent with a loss, according to ESPN's Football Power Index.

This will be the Chargers' second consecutive game in primetime, a place James has shined this season, but where his team has otherwise fallen flat at 0-2.

Last Sunday night, in a 22-16 loss to the San Francisco 49ers, James set the tone early in a stout defensive performance when he delivered a punishing hit to strip the ball loose from wide receiver Brandon Aiyuk, forcing a turnover recovered by cornerback Asante Samuel Jr.

"We had really talked about attacking the football in that game," coach Brandon Staley said. "It was kind one of those virtuoso Derwin performances. He was everywhere, doing everything, for us."

"Teamwork made the dream work," said Samuel, who made initial contact with Aiyuk before recovering the loose ball. "Derwin was right there."

Being "right there" is a common theme for James, a 26-year-old, fifth-year pro, who signed a record-breaking four-year, \$76.5-million extension before the season.

"Derwin James is a guy that just is all over the place," Jacksonville Jaguars coach Doug Pederson said before facing James in Week 3.

"They line him up as an outside rush or a stack back, or they line him up in as a secondary safety position, potentially a nickel guy. I mean it's just all over the field and it's a credit to him and his knowledge and understanding of the defense."

Prior to handing Houston a loss in Week 4, Texans coach Lovie Smith said, "He can do it all ... He's one of those guys that you love watching and you're not all excited when he is on the other side of the football field."

James has played free safety for most of the snaps this season and spent significant time lining up as an outside linebacker and slot cornerback, while also competing as a cornerback and inside linebacker.

He has amassed 85 tackles, a league-high among defensive backs, and three sacks, ranking him tied for second among DBs.

"To be able to do as much as he does on the football field, not only what he is doing, but how he is doing it -- and how challenging that is physically and mentally, like the tax -- it would just be hard to explain to people the tax that Derwin has on him during a week," Staley said. "That's what special players in the league get paid for, for that tax. But he always answers the bell and there is no role that he won't perform."

This season, arguably more than any other recently, the Bolts have needed it.

The Chargers entered the season expecting to field playmakers, like edge rushers Khalil Mack and Joey Bosa, at every level of the defense. Interior linemen Joseph-Day and Austin Johnson, both signed in free agency, along with cornerback J.C. Jackson.

But they have been decimated by injuries.

Bosa, Jackson and Johnson all have been placed on injured reserve, along with backup linemen Obito Ogbornia and Christian Covington.

Tempered optimism remains that Bosa could return this season, but no timeline has been provided.

The Bolts defense ranks 23rd in efficiency, allowing 25.3 points per game (Ranks 29th), an average of 146.8 rushing yards (30th) and 5.4 rushing yards per attempt (31st).

The crux of their run defense has been explosive plays. The Bolts have allowed six runs this season of more than 40 yards and four that have gone for 50 or more yards --- the most in the NFL in both categories.

"It's been a huge emphasis for our team. We're going to continue to do it," defensive coordinator Renaldo Hill said of limiting explosive runs. "The only way that I know how to get better is to continue going onto the practice field, continue trying to meet together, make sure that we're seeing the puzzle in the run game the same way."

Coaches and players have avoided using injuries as an excuse for any shortcoming, and some have gone so far to say that no excuses are even necessary.

"We can't make excuses, no one cares," James said. "KC don't care. So we have to go play."

"We've kind of been winning," Samuel said. "We can't just give excuses. This is the NFL and other people are getting hurt on other teams."

The Chiefs boast the top-scoring offense, averaging 29 points per game behind quarterback Patrick Mahomes league-best 25 passing touchdowns.

"He's one of the best, mobile quarterback, being able to not only throw from the pocket but being able to throw on the run," James said.

"Right when you think you got him, he can make that last throw or right when you have him, he can make it, so just being able to play him honest, straight up, so you got to be ready."

The Chargers will look to James, who is often described by coaches and teammates as the "heartbeat" of the team, to establish a presence early.

"Tough, rugged, physical, smart, dependable and he's not afraid to get his nose bloody," Joseph-Day said of James.

James said he has not watched his WWE-style tackle on Kelce since Week 2.

"I've been every week worrying about the next team," he said.

However, Hill said the body slam has appeared in film sessions throughout the week and that an encore would be welcome.

"It has shown up just being a crossover game and we're gonna look back at that game and it's still the oohs and ahhs," Hill said.

"We know we have to be physical with these guys and it's going to take everybody, not just Derwin. But if he can do that again I think it would be a tone-setter."

The comeback story of Chargers' Derwin James: 'I'm coming back to be dominant'

By Gilbert Manzano
Orange County Register
September 6, 2021

Derwin James, the freakish athlete for Auburndale High School, was at the free throw line with an opportunity to win a road playoff game against Rockledge.

With the score tied and two seconds left in regulation, the opposing coach called two timeouts to ice the then-freshman forward. James was alone with his thoughts as the crowd rooted against him.

"The spotlight was just on him," recalled Eric Robinson, Auburndale's varsity basketball coach. "I remember shaking my head and feeling bad for the kid because he was put in that position of having to come through as a ninth grader."

James missed both free throws and was forced to prepare for overtime in the first round of the 2012 Florida boys state basketball playoffs.

"I just gave him a hug after he missed and told him we're going to make up for it in overtime and get this win," Robinson said before the Bloodhounds lost 67-63 in overtime.

Nearly 10 years later, Robinson and James haven't spoken about the missed free throws. Initially, it was because there was no need to remind a 15-year-old about his disappointment when the outcome wasn't going to change. But then it quickly became an afterthought.

James had other priorities as the school's star football player with an offer from Florida State. He was also a sprinter and long jumper for the school's track and field team in the spring.

But the cheerful freshman still used his disappointment with his free throw performance as motivation to improve in basketball, a sport he didn't play before high school.

As a freshman, James was already better than most football players in Polk County, but that wasn't good enough for the ultra competitive James, who needs to be great at everything he does.

James returned to the hardwood his sophomore season as a defensive menace who could guard any position. He did the dirty work and was on the receiving end of many alley-oop dunks during Auburndale's memorable 25-4 season.

DEVASTATING SUMMERS

The disappointment of missing two free throws in high school doesn't compare to what the Chargers' star safety has endured the past two seasons.

James, the most beloved and respected player on every team he's been on, had the worst luck on the Chargers for back-to-back summers.

"I was devastated because I had just got hurt on that same field," James said about the knee injury he sustained in last year's training camp, nearly a year after his foot injury in August of 2019.

When James, 25, injured his fifth metatarsal on his right foot while celebrating a play during a joint scrimmage against the New Orleans Saints, there was a sense on the Chargers that they could stay afloat until James returned. He missed the first 11 games of the 2019 season and the Chargers finished 5-11.

When it happened again the following training camp, there was no hope of a James comeback, at least not for that season. The torn meniscus in his right knee sidelined James for the entire 2020 season. The Chargers missed the postseason for a second consecutive year and finished 7-9.

James asked, "Why me?" And the Chargers asked, "Why him?"

Many went to James' house soon after his knee injury to lift his spirits, including former teammates Casey Hayward and Melvin Ingram, former Chargers head coach Anthony Lynn, and David Mulugheta, James' agent.

"Having those guys cheered me up at the moment, but that (expletive) was devastating," James said.

Perhaps James didn't want to discuss the missed free throws as a freshman, but he has no issues revisiting his injuries. It's a part of his comeback story, one he wants to tell with a dominant ending — even better than his memorable rookie season in 2018 when he was named an All-Pro at two positions.

"A lot of times guys get injured and they just want to try to come back and just to be healthy," James said. "No, I'm coming back to be dominant. To be the same person that I was before, and that's the kind of mindset I look at it as."

It's all starting to come together for James in his fourth NFL season. He got through August healthy, just one of many accomplishments on his lengthy checklist for 2021. Next on the list will be playing in Sunday's season opener against the Washington Football Team.

"This year I told myself, 'Everything, I will speak it to existence,'" James said. "I was positive. I'm like, 'We're gonna get healthy, we're gonna make it to the season, we're gonna speak it to existence.' Because everything you say with a tongue is powerful. That's why I believe it."

Leadership and positivity are two of many traits that make James "one of a kind," according to Chargers nose tackle Linval Joseph.

He's the heart and soul of the Chargers, and he's probably their most talented player — even on a roster that features quarterback Justin Herbert, wide receiver Keenan Allen and edge rusher Joey Bosa.

James has been compared to legendary safeties Ed Reed, Brian Dawkins and the late Sean Taylor. Current and former NFL players are clamoring for James' return, and many people in central Florida are itching to watch James on Sundays.

The traits that make Derwin James Jr. special — leadership, competitiveness, versatility, freakish athleticism — were on display in his youth while growing up in Auburndale and Haines City, two cities an hour east of Tampa, Florida.

THE MAKING OF DERWIN JAMES JR.

"Freakish athlete" were the first two words that Robinson uttered when asked about the kid who wore No. 23 on the Auburndale basketball team for the 2011-12 and 2012-13 seasons.

"I couldn't forget him," said Rick Smith, who coached James in football and in track and field at Auburndale.

Without much prior experience, James jumped 20 feet, 11 inches in his first long jump competition as a freshman. He finished the event with a high of 21 feet, 10.75 inches.

"We only had drills at this point, but he could not stand to not actually compete," Smith recalled about James. "So I said, 'OK, I'll let you do one jump and if you look like you know what you're doing, I'll let you do the rest.' ... He nailed everything. I'm like, 'Yeah, you can keep jumping.'"

Before James was a three-sport high school athlete, he played left tackle for his pop warner team at age 6. James was needed on the offensive line because there was a lack of size on the roster.

"I had me a couple pancakes," James said about playing left tackle. "My coach used to always get hyped and get crunked. Like that used to make the coaches get excited, especially in pop warner. Especially if we're skinny guys getting pancake blocks on the line. I got me a couple just being more athletic and physical than guys."

The following football season, James moved to running back and primarily played the position until his freshman season at Auburndale High School. James grew up in Haines City, but his mother, Shanita Russell, moved the family to Auburndale when James was in fifth grade to keep him out of trouble.

James was required to play junior varsity on the Auburndale football team because the coaches wanted the freshmen together to build camaraderie before jumping to varsity. But James didn't want to play on Thursday nights. He knew he belonged on Friday nights, and so did most of the coaches.

James noticed a safety opening on varsity and pushed the head coach to play him there. He eventually listened and offered James a tryout in the form of an old school Oklahoma drill.

The ball was put on the 5-yard line with two defensive tackles and two offensive linemen. James, the brash freshman, lined up at safety and needed to prevent the senior running back with "hella offers" from crossing the goal line.

"I had to meet him at the hole two times," James recalled. "I won those drills and then my coach said, 'That's enough, he's playing varsity.'"

For James' first varsity game, he had two interceptions. He played on defense, offense and special teams.

"Poor guy it seemed like he was playing every down," said Smith, who's now the behavior interventionist at Auburndale.

By James' sophomore year, there was no feeling sorry for him. He was able to handle the workload after putting in countless hours in the weight room.

James went from bench pressing about 135 pounds as a freshman to more than 300 pounds by his sophomore year.

"He was a dog, as we would say," Smith said. "We would get in there and he'd lift those weights. Those weights were clanking around."

James' father, Derwin Sr., is a football legend at Haines City, but Robinson is convinced the younger James got his weight-room competitiveness from his mother.

"I'll tell you, man, I seen her at the gym and my mouth has just dropped, like, the hard work that she puts in at the gym," Robinson said. "I've told her before, 'OK, I see where your son gets it from.' Knowing how good dad was at school and then just seeing her in the gym putting in work at the gym, like there was no way (James) could lose ... he got it from both sides."

James didn't miss a weightlifting session his freshman year, and that included both sessions, one with the upperclassmen and the other with the younger students.

James wanted to push himself by lifting with the older students, but he didn't want to leave behind his fellow freshmen.

"What (James) ended up doing was he would lift with the older guys and any of the younger guys who would come in, he would go and help them and coach them up on how to lift," Smith recalled. "That was my first inclination. 'Hey, man, this guy is a little bit different.'"

Smith quickly noticed James' leadership qualities, but his determination to be better in many areas were just as noticeable. James was getting A grades in all his classes and asked Smith to help get him in the tougher classes.

"I tell my athletes all the time about this," Smith said. "Derwin was the kind of guy that challenged himself. He came to me one time and he asked me about getting into harder classes. ... He's always challenging himself."

Robinson went to every Auburndale football game in the fall of 2011 looking to recruit James to the basketball team.

"Every time (James) turned his shoulder on Friday night, I was right there," said Robinson, who's entering his 20th season at Auburndale. "So I built that relationship with him."

James had Nick Saban at Alabama and coaches at Miami and Clemson trying to get him to decommit from Florida State. But Robinson was also in a recruiting battle for James because the wrestling coach wanted James for the winter season.

"He probably would have been a state champion if he would have wrestled," Robinson said. "I just got lucky enough to get the chance to coach him."

James was torn when he had the opportunity to return to his hometown and transfer to Haines City High School for his junior and senior years. He was loyal to his teammates at Auburndale, but he couldn't pass on the chance to sport the green and white at his family's alma mater.

COMEBACK STORY

James' athletic ability is a reason why he's universally respected in the NFL, but it's also because of his leadership, loyalty and passion.

"I feel like I can relate to him so well because we just have that same love, just love playing football," Chargers linebacker Kenneth Murray said about James. "You could put me on the other side of the world, in like Antarctica, and give me a football and I'll be fine. He has that same attitude."

"He loves the game. He wants to be the best. He's competing to be the best. When you have guys like that on the team, it makes it easier for everyone else around you. I enjoy competing with him and I enjoy being out there with him. Looking forward to dominating this season with him."

No one is doubting James' comeback, especially not after the dominant training camp he had last month. He's still the same Derwin James, the do-it-all defensive stud who always seeks the best.

James challenged Allen, a four-time Pro Bowl wideout, throughout training camp, and called out 49ers All-Pro tight end George Kittle when his team came to Costa Mesa for joint practices.

"He's just kind of a freak of nature," Kittle said after James got in front of him at the goal line to intercept a Jimmy Garoppolo pass and return it for a touchdown to end the joint practice. "He can do whatever you like. He can follow. He can chase you, he can be in your hip, he can play on top, he can try to jam you at the line."

James is back to playing safety, linebacker, cornerback and edge rusher for the Chargers. But the positionless player picked up two more roles for the 2021 season. He'll be calling the plays for the defense and was named a team captain to start the season.

It's strange that the Chargers' top leader has never started a season with a "C" on his jersey. But he quickly won over his teammates during his rookie season and was providing leadership from afar while rehabbing his injuries to start the past two seasons.

Chargers coach Brandon Staley has coached the NFL's best defensive players in the past four years, from the Rams' Aaron Donald and Jalen Ramsey to the Chicago Bears' Khalil Mack to the Denver Broncos' Von Miller and Justin Simmons.

But Staley made a case for why the 6-foot-2, 215-pound James is the most complete player in the NFL.

"There aren't many players like him in the league on any side of the ball," Staley said. "There aren't many players like Derwin James because you have rare talent. Rare talent. Rare size and speed, which are critical factors for the position. He has rare skills for the position. He can do anything on the field and play anywhere. He's your signal-caller. I'm not aware of any other (defensive backs) in the league that are the signal caller."

"You can make the case that he's the leader of our entire football team and the face of your football team — certainly one of them. I haven't been around too many guys like that regardless of the position. Normally, it's quarterbacks. Derwin is one of the few defensive players that I'm aware of in the league that can carry that mantle."

Bosa wants to see James put it all together in 2021 and he's not going to let anyone get in the way. That's why Bosa shoved 49ers wide receiver River Cracraft when he tried to get in James' face during the joint practices.

"Joey don't even act like that," James said about Bosa participating in the camp scuffle. "That's my brother. I treat all them boys as my brothers. Every day is bigger than football for me. You can ask anybody in the locker room. I'm always, 'Man, how's your family?' I want to have a relationship bigger than football. That way when we are in the heat of the battle, I know you got my back."

"See, I know Joey Bosa has my back. Same thing vice versa, man. I have his back."

It makes Bosa happy when he sees pictures of him and James on the field together because it's a glimpse of what they plan to do for the 2021 season.

"I love looking at pictures of us both lining up on the edge together," Bosa said. "It's a scary sight. I always say he's one of the best in the league and I truly believe that at any position, honestly. He's one of the most gifted athletes I've ever seen. And his energy is unbelievable. So just to see him out there happy and healthy, it's great."

It's hard not to be happy for James, just like it was hard not to be disappointed for him when the devastating injuries occurred.

"The kid always had a smile on his face," Robinson said. "He just continues to bounce back. I continue to see that practice clip of him and Keenan Allen going at it. I've seen that clip probably 20 times. And man, I just get chills every time I see it because it just shows the hard work."

James' latest comeback story is almost complete. Auburndale and Haines City will be watching James and Chargers start the season Sunday in Washington.

They want to see James dominate the 2021 season.

"I'm healthy," James said. "Why not?"

Why Derwin James Jr. is NFL's most unique defensive player: 'Mr. Versatility' set to do it all for Los Angeles Chargers' defense

By Jeremy Fowler
ESPN.com
August 26, 2021

COSTA MESA, Calif. -- Derwin James Jr. is a walking espresso, team-chemistry blend.

The Los Angeles Chargers had just finished a two-hour training camp session, and James, freshly stretched, was conducting an animated FaceTime call -- or at least he was trying. He couldn't help himself, engaging every teammate who walked past while he swayed, swung his hair or smirked.

For the Chargers' standout, everyone is a "bro," from offensive linemen to cornerbacks, and they all got shoulder pats from James' yellow-gloved hand or shoutouts as they crossed his vision during the call. Safeties who blitz, play in the post and cover tight ends in the slot were subject to multitasking.

After ending the call, the gifted defensive back greeted a credentialed bro under a tent, made clear his two-year absence is over, those injury labels buried somewhere in L.A. and his league takeover back on.

"I'm not out here half-stepping; I'm not worried about getting injured, bro," James told ESPN. "I'm out here, full speed. That's the only way I know how to play the game.

"It just feels good to be back playing football."

The Chargers don't seem to care that James has missed 27 games over the past two years due to foot surgery in 2019 and a torn meniscus in 2020. The NFL is a cold, calculated business known to discard injury-plagued players, yet the Chargers are building their entire defense around James, adding more cornerback duties to his already loaded plate. His otherworldly talent is the primary reason, with a 6-foot-2, 215-pound frame emblematic of today's positionless football that coaches covet. In a given practice, James will line up as a safety, corner, linebacker or on the edge, all while handling the green dot and calling the defense.

The possibilities seemed endless in 2018, when a healthy James burst onto the scene as a first-round rookie with 105 tackles, 3.5 sacks, 3 interceptions and 13 pass breakups. And anyone watching James move with no limitations this camp has no doubt he can again make a massive impact.

His recent interception and 99-yard return when guarding San Francisco 49ers tight end George Kittle in a joint practice even hyped up LeBron James on social media.

But the Chargers might be even more excited about his leadership. The way the team sees it, he has basically been a team captain since the Chargers drafted him 17th overall three-plus years ago.

"He just has a glow," first-year head coach Brandon Staley said. "People are really drawn to him, a spirit and energy that brings people to him, brings people with him."

Some teams might be inclined to place a protective bubble around James, but the Chargers have let James be himself. There are no limitations here, largely because his injuries didn't linger.

As James described, his 2019 injury was "getting a new screw in my foot after the old one bent on me" in his fifth metatarsal. The original screw was from a surgery prior to joining the NFL. The procedure cost him 11 games that season. And then the 2020 meniscus tear was a routine four-to five-month injury, but it just happened at the worst time: late in an Aug. 30 scrimmage.

"All of it was simple fixes," James said. "They fixed it, and I feel stronger."

This helps explain why the Chargers picked up James' fifth-year option of \$9.052 million for 2022 despite all the time missed. That says a lot about how they value him. And with other first-round picks from his class -- including quarterback Josh Allen, offensive tackle Kolton Miller and center Frank Ragnow -- already getting extensions, James is poised for a major payout if he has a big season and stays on the field.

And James spent all offseason confirming his good health, leaning heavily on a player who has been there.

Before Keenan Allen became a perennial Pro Bowl receiver for the Chargers, he fought the injury-prone label as he recovered from an early-career torn ACL. So, Allen adopted a rigorous offseason routine -- a blend of band work, mobility and balance training and running on a track that he calls "prehab" -- to engender longevity.

James asked Allen to teach him the workouts. Throughout the offseason, Allen would text James at around 10 most nights to plan a meetup at a local track near the Chargers' facility early the next morning.

"Bet," James always responded.

"We're both the same dogs -- same animal, different beasts," Allen said. "We both have that dog, get it by any means."

Allen called their training together "special" and "personal." And his advice to James was clear-cut: Know what you bring to the table, control what you can and stay in the lab.

In fact, Allen has urged James to guard him in one-on-ones all camp long because, according to Allen, "He's the best cover guy we have right now" and has the best technique, which James showed off with a deep-ball interception against Allen in the second week of camp.

James was not lacking for confidence, but he emerged from those sessions with Allen ready to address any questions about his durability.

"When I'm back to making plays on the field, those [critics] will be the same people rooting for me again," James said about those who question his long-term viability due to injury.

"I don't really get too caught up in, 'Hey, he's too injury-prone.' I'm ready to go back out there and show the world what I can do, showing he's a guy that bounced back from adversity and took it and ran with it. That was the hand I was dealt, but it's not who I am."

The time away from the game also has challenged James to refine his leadership and mental capacity for football.

He said he can walk into any position room in the Chargers' facility to fire off friendly banter, asking offensive linemen if they are ready for his blitzing or notifying receivers it's "no slants day" on the practice field. He gets away with this because he invests in teammates first.

"A lot of players are going through a lot, and guys don't often take the time to get to know players," James said. "I can go in any room -- quarterback room, O-line room, whatever -- and start off with a smile, bringing that energy every day, speaking to them. How is your family doing? How are your kids doing? All the little stuff that some people tend to forget in this game."

James also has expanded his knowledge of formations and offensive tendencies, consistently giving quarterback Justin Herbert different post-snap looks in practice. James takes copious notes on every position in defensive meetings to understand all the moving parts. And in practice, his directives to teammates at the line of scrimmage are urgent but unstartling: "Line up ... we good, we good ... I'm here."

Staley coached cornerback Jalen Ramsey, James' good friend from their Florida State days, as the Los Angeles Rams' defensive coordinator last year. And here's the ultimate compliment: James is one of the few NFL players Ramsey views as his peer, Staley said. That's how immense the talent is. So why wouldn't Staley use James as an all-over-the-field weapon?

"He can play anywhere in the deep part of the field, he can play in the half, he can play in the post, he can play in the quarter, he can play in the slot man-to-man, whether inside in the slot, he can play star -- which is our nickel -- he can play money, and he can rush the passer," Staley said. "And he's our signal caller. When you talk versatility to me, he's Mr. Versatility."

And that's what James wants, he said. Yes, he is a box safety. He's just nine other things too.

Teams have prioritized positional flexibility for years, with the Kansas City Chiefs' Tyrann Mathieu and Washington's Landon Collins being other examples at safety. Safeties who can make linebacker-type splash plays at the line of scrimmage add value to their teams.

And at linebacker, the Cleveland Browns and Pittsburgh Steelers recently drafted Jeremiah Owusu-Koramoah and Devin Bush, respectively, because of the advantage their open-field speed provides. But James might be the most valuable of all because he can cover like a true cornerback at 6-foot-2.

The Chargers are expecting James to put an already decent defense over the top. They were middle of the pack on that side of the ball in 2020 despite another slew of injuries, finishing 16th both in the Football Power Index's defensive rating and yards allowed per play (5.5).

"We know we can be special, but we say that every year, so let's just not say it" has become sort of a running joke with Allen and other Chargers.

It's hard not to say it this year, though. Herbert is considered a top-10 quarterback leaguewide after just one season, and the talent at the offensive skill positions is top-shelf. With \$135 million man Joey Bosa off the edge and a good mix of complementary veterans and young talent, Staley should be able to maximize the play of the defense with his scheme.

James wholly believes the Chargers will make a deep playoff push.

"We've got the guys," he said.

And he has no plans to be sidelined for it.

"It feels amazing to be myself again," James said. "I feel like guys gravitate toward me, and being that leader that they need me to be, knowing they drafted me in the first round for a reason, is a blessing."

ZION JOHNSON

How a bus driver nudged Zion Johnson on his unlikely path to the Chargers

*By Gilberto Manzano
Orange County Register
May 4, 2022*

Hank Lloyd had lost track of Zion Johnson until the plumber from his church mentioned the name while fixing the hose in Lloyd's backyard.

"That name sounds familiar," Lloyd said. "That sounds like this kid that I asked, could he play football? Why didn't he play?"

Lloyd was the mystery school bus driver that Johnson credited during pre-draft interviews for getting him to play football as a junior at Riverdale Baptist High School in Upper Marlboro, Maryland.

"Well, you must be the guy," said the plumber, who heard the bus driver story from other church members.

A few weeks before last week's NFL draft, Lloyd was made aware that the lanky golfer he encouraged to play football had transferred to Boston College and developed into a first-round prospect. In a span of seven years, Johnson went from being the "nerdy kid" who was clueless about football to the most NFL-ready offensive guard in the draft.

The Chargers selected the 6-foot-2, 312-pound Johnson with the 17th overall pick last week, viewing him as an immediate starter at right guard and a cornerstone piece to their offensive line for years to come.

"What you don't want to do is reach for a tackle and then you have an issue somewhere else," Chargers coach Brandon Staley said. "We just really felt like (Johnson) is a really complete player and this guy is a first-round-level guard."

It was a stretch to assume Johnson would become a reliable offensive lineman after what he displayed in his first spring workouts at Riverdale Baptist. Johnson spent most of his first year in football in the weight room and standing on the sideline before seeing game action as a senior, including a tussle against Chase Young, the star edge rusher for the Washington Commanders.

"Undersized is an understatement," Johnson said. "I was 225 pounds and I played right tackle and our team played Chase Young, so it wasn't like we were playing scrubs or anything."

NO REGRETS

Initially, Johnson wasn't interested in football, but Lloyd kept asking and mentioned the idea to his mother, Tammie Edwards, and recommended him to the high school's football head coach, Caesar Nettles.

"He would come home and say, 'Mommy, the bus driver keeps saying why do I keep getting on the bus with these golf clubs,'" Edwards recalled. "He had to haul those to school every day."

Johnson eventually agreed to try football and Edwards gave Nettles permission to meet Johnson at his bus stop.

"I was talking to his bus driver and said, 'Well, can you point out Zion for me?'" Nettles said. "He came on out (with the football team) and he was really, really raw."

Lloyd pushed football and Nettles showed interest because of Johnson's long arms and large hands and feet. He was a few inches shorter than most offensive linemen, but once he filled out his arms, he made up for it with strength.

At the NFL Scouting Combine in March, Johnson had 32 reps on the bench press, the most among offensive linemen who participated. He was measured with 34-inch arms, an 82-inch wingspan and 10 5/8-inch hands.

"With that size he had, he needs to be playing football," Lloyd said. "When you get blessed with a body like that and you're smart ... I thought he would have no problems picking up the offense."

But there were problems early on, and Johnson's size wasn't enough for Keith McIver, Riverdale Baptist's then-offensive line coach. After what would become the first of many rides home, Johnson explained to McIver in detail why the garage was structured near the front of the house.

"He was saying this and that," McIver recalled. "I was like, 'Son, just get out my car.' The first thing I thought was, 'This kid ain't going to make it.'"

McIver didn't realize it then, but Johnson's technical side and affinity for learning the ins and outs were reasons why he quickly developed into a polished offensive guard.

Staley called Johnson pro-ready and Chargers general manager Tom Telesco raved about Johnson's strength and determination. Johnson continued football at Davidson, where he struggled financially for two years due to the private college's non-scholarship program. He then went on to earn a scholarship at Boston College and left with a master's degree in cybersecurity policy and governance.

Johnson had the right coaches and mentors during his meteoric rise in football, but it was Edwards, who raised Johnson as a single mother, who made this improbable football story possible. James Stacy Edwards, Johnson's uncle, also played a role in why Johnson went from no-star recruit to the Chargers' prize first-round selection.

"It was really my mom who pushed me to play," Johnson said. "She always taught me that you should try things so that you don't have regrets later on in life. I'm glad that I tried football because that would've definitely been a regret that I would have had."

DRAFT EXPERIENCE

McIver has been one of Johnson's strongest supporters since he started football, but he was still surprised about being in the draft green room with Johnson in Las Vegas.

"If we look back and look at when you first started and look at where we are at now, we would never have believed it," McIver told Johnson before the draft began.

Johnson said he was glued to the prospect's chair, a location for TV cameras to easily spot the draftees, for the first hour until he learned he was allowed to walk around. The draft experience moved rapidly after Johnson left his seat.

Johnson was expecting to get drafted after the 19th pick, with the Dallas Cowboys at No. 24 being the most likely destination. Johnson grew up in Bowie, Maryland, an area outside of Washington D.C. Most of his friends and relatives are fans of the Commanders and dislike the Cowboys.

"Then the Cowboys were calling, that would have been very difficult," Mclver recalled. "I had mentioned to (Johnson), it might be nice to go to the Chargers. He was just chilling and then the phone rang. I knew something was up because the cameras came over."

Nettles wasn't surprised about Johnson being the 17th pick and thought he would go sooner after speaking with about 20 teams who showed interest in Johnson, including the Chargers.

"Zion was one of those prospects that teams didn't really try to find dirt on because they know they couldn't," Nettles said. "He's that good of a kid. He's his authentic self. They were just trying to see what made him tick and all of that, because the film doesn't lie. And once you meet him, he's infectious."

Johnson had a whirlwind first 24 hours with the Chargers and briefly met some of his new teammates. Johnson will have plenty of time to get to know them, especially on the Chargers' starting offensive line with left tackle Rashawn Slater, left guard Matt Feiler and center Corey Linsley.

"From everybody that I've talked to, people that know him, they have all raved about him," Linsley said. "The kind of person that he is and, obviously, the kind of football player."

NEW KID ON THE O-LINE

Johnson played golf and basketball before the bus driver suggested football.

Tammie Edwards was a basketball standout at Virginia Tech, where she set rebounding records, but she knew basketball wasn't for her son.

"He didn't have the passion for basketball like I did," Edwards said. "But football, I saw it differently in his eyes. He has the passion, he loves the game. I think he loves the mechanics of it. He loves figuring things out. He likes breaking it down."

But before Johnson gave up basketball, he won back-to-back championships with his mom as the head coach of his youth team. Edwards was the only female coach in the U13 basketball league.

"Some of the fathers who would come with their kids and they would say, 'Dad, here's my coach,' and they would walk past me and look for somebody else," Edwards recalled. "No, it's me."

Johnson credited his mom for his athletic gifts and some of his coaches credited her for Johnson's competitive side.

"He is the most articulate, genuine, young man I've probably come in contact with," Nettles said. "But on the field, he's going through the whistle on every play, and he's gonna give you 110 percent on every play. And it doesn't matter if somebody gets him on one play. ... He's coming right back and he's going 1,000 percent at his throat. I think (the Chargers) have a silent assassin."

For a period, Johnson's passion was golf. He was the only middle-school student on the high school's golf team. Johnson learned to golf during summers spent with his grandmother, Rosa Edwards, who was a principal at a school in Norfolk, Virginia.

Johnson participated in the school's golf camps and received coaching from a golf instructor. But Johnson stopped carrying his golf clubs after Lloyd physically nudged him to play football.

"I gave him a little elbow to the chest," Lloyd said. "I asked him, 'Did you feel it?' He said, 'I didn't even feel it.' I was just telling him you ain't going to get hurt because you'll be doing the hitting."

Johnson gained the respect of Mclver and Nettles with his work ethic and how quickly he learned the playbook, but the coaches didn't rush his development. Johnson weighed only 225 pounds when he joined the football team.

"This is a very bright kid," Mclver said. "I'm thinking, like, 'OK, this is a little nerdy kid. Not sure how much he's gonna play or anything like that.' But his work ethic changed everything."

Johnson bench-pressed 135 pounds the spring before his junior season and increased that to 225 by the fall.

Johnson didn't see the field until the final game of his junior season when he filled in at left tackle for Christian Darrisaw, who later starred at Virginia Tech and was a first-round pick of the Minnesota Vikings last season.

"You need to give (Johnson) a test," Mclver remembered telling the coaches. "He did a heck of a job (at left tackle) and he proved that he belonged on the team."

Johnson had a productive senior year at right tackle with Darrisaw patrolling the left side, but Johnson joined the recruiting process too late and went unnoticed until Davidson called.

"Me and Christian were pretty close in high school because our O-line coach (Mclver) would have us over to the house," Johnson said. "With him going to Virginia Tech, we weren't able to stay as close because it's like, 'I want to beat you.' He's definitely someone who has pushed me, especially in high school and throughout my career, because with his level of play, I've always wanted to outdo him as a rival sort of thing."

Johnson improved at Davidson under the guidance of Matt Applebaum and Phil Trautwein and later reunited with the offensive line coaches at Boston College. With Johnson in the ACC, he got to measure his skills against Darrisaw and Virginia Tech.

Mclver wore a Boston College shirt with a Virginia Tech hat when the game was at Boston College and vice versa for the game at Virginia Tech.

"I would sit on the Virginia Tech side for one half and the Boston College side for the other half," Mclver said.

CREDIT TO THE BUS DRIVER

On Sunday, Johnson called Lloyd to reconnect and told his former bus driver that his advice got him drafted to the NFL.

"I told him, 'That's gonna be my second team now (the Chargers) that I'm gonna be rooting for,'" said Lloyd, a fan of the Commanders.

Lloyd, 68, coached high school basketball, volleyball and softball for 40 years before being a school bus driver. He coached former NBA players Michael Beasley, Nolan Smith and Thomas Robinson, and WNBA players Shakira Austin and Tianna Hawkins.

Lloyd's only request for Johnson was to get one of his Chargers jerseys to hang next to his Wanisha Smith jersey – another former basketball standout he coached.

"He's a great kid," Lloyd said. "He's going to be a great asset to the Chargers."

Zion Johnson reveals inside info on journey to become Chargers' new starting guard

By Jeff Miller
Los Angeles Times
April 29, 2022

Zion Johnson spent most of his first full day as an NFL player in a place he'd never been before: Southern California.

The Chargers' 2022 first-round pick grew up in Maryland and went to school at Davidson and Boston College before being selected 17th overall in the NFL draft Thursday.

On Friday, Johnson traveled to meet his new team in person and take questions from the local media.

"When I was driving from LAX, I was like, 'It kind of does look like L.A. on TV with the palm trees,'" he said.

"There's this certain lighting ... it's like this vibe ... I don't know how to explain it, but it looks like L.A. on TV, like one of the cop shows."

Highlights of Johnson's first face-to-face session with reporters covering the Chargers:

Humble first steps

Johnson never played football until his junior year at Riverdale Baptist School in Upper Marlboro. Instead, he was a member of the school's golf team, having picked up that sport after trying it during a summer camp.

The first person who suggested he might be good at football was the driver of a bus Johnson rode home after golf practices. But he wasn't the one most instrumental in launching Johnson's career.

"It was really my mom who pushed me to play," Johnson said.

"She always taught me that you should try things so you don't have regrets later on in life. I'm glad I tried football because that would definitely be a regret I had."

Tammie Edwards played basketball at Virginia Tech, where she was a record-setting rebounder as a center and power forward. Johnson said his mother has been the most influential person in his life, noting her work ethic.

"A lot of the qualities she taught me," he said, "have made me the person I am today."

Asked if he also inherited his athletic ability from his mom, Johnson smiled and said: "I think most of it comes from her. She was definitely a force in the post."

From undersized to big-time

When he began playing football, Johnson said he was a 225-pound right tackle. Today, he's a 6-foot-3, 314-pound right guard.

"Undersized is an understatement," he said. "Our team played Chase Young. It wasn't like we were playing scrubs or anything."

Young, who went to DeMatha Catholic, was the No. 2 overall pick of the 2020 draft, selected by Washington. He made the Pro Bowl as a rookie defensive end.

"Really for me at that point, I wanted to play football, wanted to prove that I could be a good player," Johnson recalled of his debut in the sport. "Being undersized, I just had to strain on every play and try not to give up a sack."

Said Chargers coach Brandon Staley: "It's one of those great stories of a guy that really worked at it, really developed his game. He worked at it, and here he is today."

One of Johnson's high school teammates was offensive tackle Christian Darrisaw, who was the No. 23 overall pick by Minnesota last year.

"He's definitely someone who has pushed me throughout my career with his level of play," Johnson said of Darrisaw. "I've always wanted to outdo him, kind of like a rival."

The road to BC

Because he was a strong student, Johnson made it into Davidson, where he played for two seasons on a partial scholarship before money became an issue.

"There was a financial strain to my family that I didn't want to happen anymore," Johnson said.

So he entered the transfer portal and ended up at Boston College, he explained, because he liked the school's academics and the football program's history of developing offensive linemen.

In three seasons with the Eagles, Johnson grew from being a nice story of perseverance to the fifth offensive lineman selected Thursday.

Man of many languages

Johnson graduated from Boston College in 2020 with a degree in computer science and earned his master's degree in cyber security last fall.

He said he does computer programming "in my spare time" and has coded in at least six languages.

"When you learn one language, it's not that hard to learn a new one," he said, "because there's a lot of similarities and things you can pick up on after you learn your first one."

SEBASTIAN JOSEPH-DAY

Sebastian Joseph-Day brings a load of experience to middle of Chargers' defense

By Jeff Miller
Los Angeles Times
March 17, 2022

Having had one of the worst run defenses in the NFL last season, the Chargers added what they believe will be 624 pounds of improvement this week.

Tackles Sebastian Joseph-Day and Austin Johnson agreed to free-agent contracts, both deals announced Wednesday when the new league year opened.

On Thursday, Joseph-Day met with the Chargers media for the first time.

Highlights from the day at the team's Costa Mesa headquarters:

A Rams redux? With the Chargers, Joseph-Day will reunite with Brandon Staley, who is now his head coach after serving as his defensive coordinator with the 2020 Rams.

Joseph-Day smiled widely — something he does often, by the way — when he recalled his first meeting with Staley. At the time, Joseph-Day was a relative unknown having not played during his first season in the NFL before starting 15 games in 2019.

The Rams' defensive front that season also had included, among others, Aaron Donald, Michael Brockers and Dante Fowler. Still, when he introduced himself to Staley, Joseph-Day said Staley told him, "I know who you are."

Staley then proceeded to praise Joseph-Day and tout him as someone on the verge of breaking through.

"Hearing that as a young player," Joseph-Day said, "that gave me a different kind of confidence."

Under Staley, Joseph-Day started all 16 games in 2020 and totaled career highs in tackles (55) and snaps (481). He was on his way to an even better season last year before suffering a pectoral injury in late October.

The defense rushes in: During the 2020 season, Joseph-Day had his best grades against the run and overall, according to Pro Football Focus. Last season, he was showing an improved pass rush — with a single-season best three sacks in only seven games — before getting hurt.

But he and Johnson were acquired to — first and foremost — upgrade the Chargers' run defense. Both players arrive with reputations as stout stuffers up front who have performed with some consistency.

Joseph-Day said that, along with being "strong" and "powerful at the point" and "heavy handed," in order to play the position well in Staley's scheme "you have to be intelligent, be able to read what you see, read formations ... stuff like that."

He said the lasting lesson from his previous experience under Staley was the importance of film study.

A year ago, in their first season running Staley's system, the Chargers struggled early on grasping and executing concepts. Joseph-Day will have no such issues when he joins his new teammates on the field.

Where does Tillery stand? Barring anything unforeseen, the defensive line in 2022 will include Jerry Tillery in some role. But Staley has indicated the Chargers aren't done adding help up front, so the circumstances remain unsettled.

On Thursday afternoon, they re-signed veteran defensive tackle Christian Covington, who had a career-high 52 tackles in 16 games as a rotational player last season.

The Chargers appear to be at least one defensive lineman short, with both Justin Jones and Linval Joseph free agents.

Tillery, a first-round pick in 2019, started 15 games last season and has 26 starts over the last two years. He has had his moments but overall has not distinguished himself. Tillery especially has lacked the sort of consistency NFL teams crave.

The intangibles: On Wednesday, Staley noted that Joseph-Day will bring a "spirit" that he said the Chargers lacked on defense in 2021. In his session with reporters, Joseph-Day practically oozed personality.

Asked specifically about the spirit to which Staley referred, Joseph-Day said: "I can't really explain it. It's just me being myself. I'm just a happy guy. I appreciate each day. ... You'll have to see, honestly. I can't really describe it."

About more than football: Joseph-Day called switching from one L.A. team to the other "a perfect mesh" since the transition will allow him to continue his off-field interests.

He is extensively involved in several charities and started a program called "Dine N Bash" that highlights and assists local restaurants. Joseph-Day also co-hosts a podcast with Mike Tyson.

"I obviously take pride in playing football and what-not," he said. "But I don't try to box myself in as that."

One more to go: Cornerback J.C. Jackson, the Chargers' biggest-ticket free agent, is scheduled to meet with reports Friday morning. He was undergoing his physical Thursday.

Jackson has agreed to terms on a five-year deal that guarantees him \$40 million and is worth up to \$82.5 million. That average annual value of \$16.5 million is tied for the fourth-highest among all free agents this year.

KHALIL MACK

How Khalil Mack's family helped him annihilate his 'soft' reputation

By Jeff Miller
Los Angeles Times
July 26, 2022

FORT PIERCE, Fla. — He could see the potential in all that mass and all those muscles, the physical promises so pronounced that the kid's high school coach begged his father to let him play.

Robert Wimberly knew Khalil Mack could fit in at Liberty University right away and maybe, if things went well, with two more years of development be ready for a larger football program.

Then a Liberty assistant, Wimberly was the only college coach who showed interest in Mack, a prospect left on the periphery because of a high school career that covered a single season.

The staff at Florida said Mack couldn't play in the Southeastern Conference. Miami's coaches expressed similar doubts about his Atlantic Coast Conference chances. Others questioned whether Mack was explosive enough or flexible enough.

A sport that values so highly what it can see on tape lacked sufficient evidence — just 12 games? — on Mack.

But Wimberly had seen enough of his 140 stops during that one fall at Westwood High to appreciate that, as a linebacker, he played with something all defensive coaches believe they can build upon: a solid base.

What Wimberly didn't realize until he sat down with Mack one night for dinner — along with Mack's parents and two brothers — was how impressive the kid's foundation was, as well.

"It was almost like the Huxtables, you know, on the 'The Cosby Show,' " Wimberly recalled. "There was sincere love among them. Everyone was genuinely excited for Khalil. Just a lot of love and respect in that household."

When the Chargers aimed to rebuild their defense this offseason, the first move was to trade for Mack, who came from Chicago in mid-March at the cost of two draft picks — a second-round selection in 2022 and a sixth-round selection in 2023.

With Mack now 31 and trying to rebound from a season in which he missed 10 games because of a foot injury, it is fair to wonder where the six-time Pro Bowl pick is heading.

But there can be no questioning where Mack came from, a former two-star recruit reared in a five-star home that as recently as last year gained even more glow.

"It's just all the grace of God," Mack's father, Sandy, said. "This couldn't be orchestrated. You couldn't write this. We don't take any credit for what God has done. That would be robbery."

The name "Khalil" came from one of Sandy's muscle magazines and proved prophetic when the baby boy debuted at nearly 11 pounds and with definition in his arms, legs and everywhere else.

This was a toddler with traps. Doctors were so concerned about Mack's size that they had him tested for diabetes.

"He came out with quads," Sandy said. "Big shoulders. Big legs. Right away I thought, 'This boy's different.' "

Sandy and his wife, Yolanda, were high school sweethearts at Fort Pierce's Central High. They were married in the cafeteria of another school nearby, Lincoln Park Academy, where Yolanda's mother worked.

Having lost his father at an early age, Sandy never had the chance to play high school sports despite his own muscular, athletic frame. He and twin brother Sammie Jr. had to work instead.

"Mom told us," Sandy explained, " 'You can either play sports or you can eat.' "

As an adult, he became a corrections officer at the St. Lucie County Jail, and, concerned with protecting himself, Sandy began working out at a local gym. He and Sammie Jr. soon were battling to see who could get bigger.

That's the way it was with these twins, who competed against each other with the intensity of worst enemies or best friends.

And that's also how it was for Sandy's three sons — Sandy Jr., Khalil and Ledarius. As the oldest brother, Sandy Jr. loved challenging Khalil, the quietest of the Mack boys. So did Dad.

Years later and still today, observers marvel at Mack's ability to go from talking soft to hitting hard in the time it takes to stride across the white lines that define a football field.

"Between Sandy Jr. and I, we used to put it on him pretty good," Sandy, 57, said. "Khalil got it from both of us. You better throw a switch in that situation because crying's not going to work."

He took it, but Mack also gave it back. Sandy recalled more than once having to halt a backyard basketball game to remind Mack that Dad had to go to work in the morning and he'd prefer to do so without multiple bruises. Yolanda's half of the family is where the quiet comes from. Mack loved spending time with his maternal grandfather, Alfred Booker, the two bonding after Booker would pick him up from school.

"He has a personality like my dad — real laid back, no worries," Yolanda said. "Khalil is just Khalil, you know. He was kind of a homebody."

"Boring and focused" is how Mack has described himself when he was growing up, those qualities leading some people around the family to question his toughness. The doubters included a cousin who used to call Mack "soft."

The fact he wasn't especially drawn to football added to the notion that a kid who would become a three-time NFL All-Pro and quarterback terrorizer somehow lacked sufficient aggression.

"He just never really wanted to play the sport," Sandy said. "But I'd tell people all the time, 'If I get him off this leash, you'll see.' "

When he was 12, Mack decided to give organized football a shot. First, though, he and his father had a discussion.

"I sat him down and told him, 'OK, these guys are saying you're soft,' " Sandy remembered. " 'The first guy you hit out there, I don't want him to get up.' That was my little pep talk."

To understand how things went from there, it's not inaccurate to report that Mack put the pop in Pop Warner. Early in his first game, Sandy recalled, Mack caused a violent collision near the sidelines after appearing only as a blur.

"I didn't even know it was Khalil," Sandy said. "People were saying, 'Mack, that's your son!' I was like, 'Yeah!' While I was celebrating, I didn't see the paramedics coming to get the other guy. I didn't know Khalil was going to do it for real. The kid had to go to the hospital. I felt kind of guilty about that."

Still, Mack, more interested in basketball, wouldn't play football again until late in high school, during the spring before his senior year. By then, a torn patella tendon had sidetracked his hoops plans and, while rehabbing from the injury, Mack had thrown himself into weight lifting, first asking to join his father at the gym and later insisting on it.

At the time, Sandy had concerns about his son's academic standing, particularly Mack's struggles with math. Admitting he hadn't been a great student, Sandy said he understood the difficulties in falling behind in school.

Sandy also had worked at a juvenile detention center and was aware of the dangers that lurked for teenagers, especially outside a structured life. He figured the military might be Khalil's best chance to get out of Fort Pierce.

But one day at work, Sandy's phone rang and it was Westwood High's new coach, a man named Waides Ashmon, who had just pulled Mack out of class to talk to him about playing football again. Mack's response: "You need to talk to my dad."

"I called and said, 'Mr. Mack, I've been doing this a long time,' " Ashmon said. " 'I've never guaranteed a parent that their kid's gonna go to school. But if you allow Khalil to play for me, I promise you he'll go to school free.' "

Ashmon was so certain of Mack's potential that he made the assurance even after glimpsing Mack only in a collared shirt and shorts. He figured that physique alone would be too enticing to college coaches.

The conversation — and enclosed guarantee of a continued, free education — convinced Sandy, who agreed by the end of the call to allow his son to return to football.

With that decision, Mack went into full pursuit, this player who later would become famous for his ability to chase down quarterbacks.

In one of his first practices that spring, Mack proved he could do more than just look as if he belonged. With Yolanda waiting in the parking lot to take her son to a class at a nearby community college, Westwood's coaches told Mack to go first during a tackling drill.

"Khalil beat the block and smacked the running back and it was like, 'Oh, you're done. Go to class, kid,'" said Jabari Williams, then a Westwood assistant. "It took just one hit. After that, we knew we had ourselves something."

Yet, Mack was regarded as only the third-best prospect on a team that would finish 10-2. Defensive lineman Luther Robinson, who went to Miami and eventually to the Green Bay Packers, and quarterback Isaac Virgin, who played at South Florida as a tight end, were ranked ahead of him.

As much as the Westwood staff promoted Mack — Williams: "We were begging schools to take him." — the pleas went unheard.

"I was like, 'What are y'all ... we can't be watching the same film,'" Ashmon said. "But I also knew Khalil's work ethic and how with college coaching he would get a lot better."

Mack's lone offer came from Liberty, which is where he was headed until Wimberly left to take a job at Buffalo. Mack followed him, receiving the full-ride Ashmon had promised Sandy.

That summer and into training camp, Wimberly remembers the Bulls' coaches debating about whether to play Mack or redshirt him. Asked his opinion, Wimberly sided with redshirting, noting that Mack, with more experience, could be "super special."

Buffalo did redshirt him, slowing the start of Mack's college career but hardly the beginning of his rapid growth. Actually playing wasn't a requirement to show he could make plays.

One day, a reporter from upstate New York called Sandy with a question:

"Mr. Mack, do you know what your son is up here doing?"

"No. No I don't."

"Your son's doing some things we've never seen before."

"Really?"

"Mr. Mack, I think your son is going to be something real special here at Buffalo."

Wrecking practices, that's what Mack was doing, to the point where Wimberly said he was asked more than once by a fellow Buffalo assistant, "Wimbo, can you talk to him, please?"

Mack was leaving impressions — the black-and-blue kind, and others much more permanent.

Sandy took another call from Buffalo one afternoon. This time, it was an assistant coach telling him his son was doing something the coach had never seen before: Mack was cleaning the locker room.

When his boys were young, Sandy would bring them along anytime he would do volunteer work in and around Fort Pierce. "Because it's just the right thing to do," he said he'd tell them if they asked why they had to go.

Today, Mack is widely recognized for giving back. His foundation made a \$500,000 donation to a Fort Pierce park that now includes a football field bearing Mack's name.

Westwood needed football uniforms a few years back and, the school's athletic director said, Sandy wrote a \$20,000 check. Just a couple weeks ago, a box full of several pairs of cleats showed up unannounced at Westwood, compliments of Mack, who also has done things such as pay off all the layaway bills at the local Walmart around Christmastime.

"It's a family thing," Ashmon said. "Khalil's mimicking his dad. His dad was giving back way before Khalil became Khalil."

After he signed his first NFL contract, Mack bought his parents a home in nearby Vero Beach. He also paid off his dad's truck.

The BMW and Mercedes in the driveway of that Vero Beach house came from Mack, who has rewarded some of the younger members of the extended household with cars in exchange for maintaining their grades.

This is a family anchored in its faith and its church, Sandy and Yolanda both deacons at the Miracle Prayer Temple Worship Center. They all love music and have been part of the church band. Sandy has written and recorded gospel songs.

Mack can sing, too, and also taught himself to play the guitar while in college. Sandy thought he was the best piano player in the family until Ledarius came along.

As the church's music director, Sandy would arrange songs so that the Macks could sing four-part harmony. They still can do it, on cue, which happened recently when the boys were back together.

So, when that Buffalo assistant called with the news that Mack was picking up his teammates' trash, Sandy said the words came wrapped in reassurance.

"That made me feel like, 'Wow, he got it,'" Sandy said. "For me to get a call from somebody way up in Buffalo to tell me that made me think Khalil's going to be OK."

OK, plus plenty more. With the Bulls, Mack would develop into a freakish force — one capable of lifting offensive linemen off the ground one-handed — and easily the greatest player in program history.

As a senior, he had 2½ sacks, nine tackles and an interception for touchdown against Ohio State in the game that cemented Mack's status as an NFL prospect and a Bulls legend.

"Buffalo plays in the MAC," Sandy said. "It can't be coincidence that that happened. I told him, 'Khalil, they're spelling Mack wrong. Make sure they know how to spell Mack before you leave.' And that's what he did."

(Five years after Khalil left Buffalo, Ledarius joined the Bulls' football program for two seasons. He debuted in the NFL last year, appearing in three games for the Bears. How rich is the athletic DNA in this family? Ledarius attended a high school — Lincoln Park Academy — that didn't have a football team and then went to a small college in Miami to play basketball before giving football a try.)

The story goes that in the lead-up to that 2013 season opener in Columbus, then-Buckeyes coach Urban Meyer was talking about Mack when, suddenly forgetting his name, referred to him as "No. 46."

After Ohio State's 40-20 victory, Mack approached Meyer, extended his right hand and introduced himself.

Longtime coach Lou Tepper was Buffalo's defensive coordinator during that time. He spent nearly a half-century in football and literally wrote the book on linebacker play, putting Mack on the cover of the second edition of "Complete Linebacking."

To grasp the totality of Mack's impact, though, consider that Tepper, to this day, texts Mack a Bible verse every Saturday morning and speaks of him with a reverence rooted in nothing having to do with football.

"I love him," Tepper said, "and if he had never played a down in the NFL, if he had never been drafted, I wouldn't love him any differently."

So what's left? Just this: Remember that line about the five-star home gaining more glow? In June of 2021, Sandy and Yolanda heard from a man named Jalen Parmele, who, using one of those ancestry programs, discovered he was a Mack boy, as well. The original Mack boy.

Sandy and Yolanda had a son before Sandy Jr. arrived. At the time, they both thought they were too young to properly handle the responsibility, so they put the baby up for adoption.

Parmele grew up in Michigan to be a football player and made the NFL, a running back who spent parts of five seasons with Baltimore, Jacksonville and Arizona.

A month after Parmele reached out to the Macks, everyone reunited in Florida for a genuine Sunshine State celebration. They filled in the gaps of their life stories and shot selfies, embracing a previously unknown family chapter.

Sandy smiled when he pointed out that Parmele played in college at Toledo, which is in the same conference as Buffalo. That's right, another Mack in the MAC.

"I'm telling you, you couldn't orchestrate this," Sandy said. "No way. This was orchestrated at a higher level."

How the Bears and Chargers became perfect trade partners for Khalil Mack

By Daniel Popper & Kevin Fishbain
The Athletic
March 31, 2022

The Chargers introduced Brandon Staley as their new head coach on Jan. 21, 2021. Speaking to reporters on a video call from the team's facility in Orange County, Staley knew a long process awaited.

Roster turnover is a painstaking, meticulous process. Staley was inheriting a talented collection of players, led by emerging superstar quarterback Justin Herbert. He had a clear vision of where he wanted to go and what he needed to get there. But it was going to take time and patience.

"You know that you got to do things in a sequence," Staley said earlier this month. "It's not college, where you can recruit and turn things over and just have everything at once."

That sequence had to begin with creating the best possible structure for Herbert, from the coaching staff down to the supporting cast of players. So in that first offseason, Staley and general manager Tom Telesco invested in that structure — step one in what Staley has referred to as a "two-year vision." The offensive line was a mess. They bolstered that group through free agency and the draft. They added weapons and a veteran backup quarterback in Chase Daniel, who was familiar with new offensive coordinator Joe Lombardi's scheme from their time together in New Orleans.

The structure they built worked. Herbert excelled. The Chargers had a top-five offense. But they missed the playoffs, primarily because Staley's defense did not coalesce or perform as expected.

And that brings us to the second step in Staley's roster-turnover plan. This offseason was always going to be the time to overhaul the defense and rebuild that side of the ball with players that truly fit Staley's vision.

They needed playmakers. They needed more elite talent that could help take Staley's system — a system that, with the right players, proved to be one of the best and most innovative in football with the Rams in 2020 — and make it come alive on the field.

There was a player who could be available via trade, the type of edge rusher who the Chargers felt could improve all of the defense's weaknesses and provide the pedigree, standard of performance and mentality that could reshape the unit's identity: Khalil Mack.

Meanwhile in Chicago, Ryan Poles took over a franchise that had gone from 12-4 with the best defense in football — led by Mack — in 2018 to 6-11 last season, firing both general manager Ryan Pace and head coach Matt Nagy.

The Bears' roster is nowhere near Super Bowl-caliber, and as Poles hopes the Bears have a quarterback in Justin Fields to build around like the Chargers do in Herbert, the process of doing so required tough decisions, such as potentially moving the highest-paid player in franchise history.

Teams had begun to inquire, and the more calls Poles received, the more the 37-year-old, first-time GM realized that trading Mack was a possibility. It would signal the start of a roster makeover and could get the Bears some badly needed draft capital.

Mack had arguably the best season of his career with the Bears in 2018 when Staley was his position coach under then-defensive coordinator Vic Fangio. Staley was determined to push for Mack. Telesco, who has always listened to his head coaches and tried to provide them with the tools they need, was on board. With Herbert on a rookie deal and a championship window clearly open, owner Dean Spanos and president of football operations John Spanos were in lockstep with their coach and general manager.

"It showed the alignment of our organization, starting with Dean and John Spanos, starting with the Spanos family," Staley said. "Because that's where it begins: with leadership."

A similar sense of agreement was taking place in Chicago.

"There was buy-in from (head coach) Matt (Eberflus), from ownership, from everyone," Poles said. "They understood that it was the right move at the right time."

The Chargers possessed the cap space to take on Mack's initial \$17.75 million cap hit. But they were not going to overpay in draft capital. It is doubtful the Chargers would have made the deal if the Bears and Poles had demanded a first-round pick in return. But a 2022 second-round pick? That was a sweet spot.

"Any time that you're going to get involved in a move like that, there are very few players that you're going to do that for," Staley said. "That list is not very long, and so when you assess, OK, this player — doesn't matter what position — hey, this is what we think that he's worth. The Khalil trade, that's representative of that. We feel like that was really good value for a player of his caliber."

The final price: A 2022 second-round pick and a 2023 sixth-round pick.

"We made a trade that we felt like really added a premium player to our team, but without it mortgaging our future," Staley said.

Poles' familiarity with the star pass rusher came predominantly when the two were both in the AFC West — Poles in the personnel department with the Chiefs and Mack as an NFL Defensive Player of the Year with the Raiders.

He'd have to have a tough conversation with a player he never acquired in the first place — part of the gig for a new GM.

Poles didn't necessarily owe Mack anything, but he understood the magnitude of the trade and what Mack meant to the Bears.

When it became time to make a trade, Poles called Mack to tell him that he wanted to put the player in a good situation. Poles considered everything about the situation he'd send Mack to, including how a warm-weather team would benefit the 31-year old at this time in his career.

"The big thing was just letting him know how much the organization appreciated him, how much I appreciated his career," Poles said. "I think the world of him. But also to let him know that it's best for the club that we go in different directions. But I took the time to let him know that I was going to make sure that he was going to be put in a situation that was going to be good for him, where he could compete."

Poles probably wasn't going to get pushback from Mack, who moves from a team in transition with a new coaching staff to a team with Super Bowl aspirations in Los Angeles for his former position coach. Trading for Mack was a seminal moment for the Bears in the past decade, but moving him signaled a change, and that might have been a tough decision for George McCaskey to give the OK.

In the new power structure at Halas Hall, Poles reports directly to the team's chairman, and McCaskey is nothing if not a die-hard Bears fan.

"Well, Khalil is a great player," McCaskey said. "And showed on many occasions for us how he can take over a game, so when you have a player like that, you want to have a good discussion. (Poles) explained to me the reasons why he thought the Bears should do it and it made sense to me."

Trading the highest-paid player in Bears history wasn't an easy decision for new head coach Matt Eberflus, left, and general manager Ryan Poles. (Nam Y. Huh / Associated Press)

Another important person in the organization who might have had to be sold? Eberflus. Imagine being a new head coach, one with a defensive background, and getting the opportunity to work with a player like Mack, only to see him traded less than two months into the job. But Eberflus understands the business, and what Poles is trying to build.

"Yeah I mean, Khalil has had a great career," Eberflus said. "He's going to continue to do well and do a lot of good things in the future. But we just thought what was best for the organization going forward, looking at the whole piece of it, you know, the contract, looking at everything. Going forward for us, the club, it was the best move for us. We all signed off on it. It will be good for us in the long run."

Poles had everyone on the same page, but he still called the move one of the hardest moments of his first two months on the job.

This wasn't just any trade, and Poles didn't treat it that way, starting with his call to Mack.

"I wasn't going to send him somewhere that he wasn't happy," Poles said. "I wanted to make sure he knew that I cared and I wanted to put him in a good situation. I think he really appreciated that. I know the agent appreciated that. It's really ... I think a win-win for Khalil, the Chargers and the Bears in terms of the direction that we're all going. (But) that was a hard thing to do to move on from a guy like that."

Mack was at home watching the new Peacock drama “Bel-Air” — a re-imagining of Will Smith’s classic ‘90s sitcom “The Fresh Prince of Bel-Air” — with his fiancée, rapper and actress Brianna Perry, and his infant son, Deuce, when his phone rang.

It was his agent, Joel Segal, and there was some news to share.

Like the main character in the show, Mack would be making an unexpected move to Los Angeles.

“Kind of a strange coincidence,” Mack said.

The Chargers had traded for him, and Mack would be reuniting with Staley.

Mack said he went through a range of emotions after hearing the news. But he settled on a positive note because of that familiarity with Staley.

“It was weird to hear,” Mack said of his initial thoughts. “But understanding the team and the coach, having a relationship with Coach Staley and knowing his mindset and knowing his passion for the game, it went from bittersweet to kind of excited; knowing who I’m dealing with — the type of man he is, first and foremost — and how much he truly loves the game of football. You can feel it whenever you speak to him.”

Staley did not have to ride the same emotional roller coaster.

The negotiations had progressed quickly. Staley said Telesco and Poles first connected around the NFL combine in early March. After the two sides agreed to terms on March 10, Telesco walked to Staley’s office and told his head coach that the trade was happening.

The only feeling for Staley: Elation.

“Tom came down to my office and (was) pretty casual,” Staley said. “He acted like he’d been there before.”

Telesco, though, had not been here before. In his previous nine years as general manager, Telesco had traded picks for a player only twice — a conditional seventh-round pick for defensive tackle Sean Lissemore in 2013 and a conditional seventh-round pick for quarterback Cardale Jones in 2017.

This was new territory for the organization. And it is evidence, more than anything else, of where the Chargers stand entering 2022.

They traded for Mack. They signed the top cornerback on the market in J.C. Jackson.

The time to win is now.

“You partner up with a GM who believes in what you do, and you have a vision for how you’re going to build a team and what you need,” Staley said. “And so it was just exciting to see it all come together.”

Based on Poles’ moves and focus on the long-term view, it’s evident how he evaluated this roster. But he said he didn’t take the job thinking, “I’m going to trade Khalil Mack.” The volume of calls made it a reality.

The move, however, tracks with his plan. That’s not to say it will ultimately prove to be the right plan or the correct approach — a lot of that will depend on Fields and how the Bears use their draft picks, then what they do with their extra resources in 2023 — but moving a player like Mack to get a second-round pick signaled the start of the strategy.

“To me, it kind of just kicked it off in terms of executing our plan to be successful and to get this roster to where it needs to be,” Poles said. “But it was definitely mixed emotions because it’s a guy who’s a good football player. I know what he’s meant to this organization. I remember that night game when he first got to Chicago, it was incredible.

“That’s a tough player to move on from, but again, when you know what you need to do for the betterment of the club, it was like, let’s go, the clock has started. We’ve got to move and do what we can to improve the roster.”

Poles said they took a look at analytics, Mack’s age, his playing time, and then the timing element — when could they get the best compensation for Mack?

“If you wait, what does that look like? If you do it now, what does it look like?” Poles said. “And we just thought, right now it would allow the Bears to have more ammunition to add more players.”

From his first day at Halas Hall, Poles noted the low number of draft picks the Bears had in 2022 — only five, in part because of the Fields trade. That’s a difficult foundation for a GM who wants to infuse the roster with young talent and ultimately try to build through the draft.

The Mack trade might have added only one more pick to the 2022 Bears haul, but it’s a significant one, as it’s in the top 50.

“It was just looking at our future,” Poles said. “It was looking at where we needed to go. Again, the (number of) picks were low. And like I mentioned, using the different tools, analytics, everything, it just seemed like the right time to do it in terms of value where we can help this team out now and in the future.”

Mack has still been a dominant player ... when healthy. That durability question mark, his age and his cap hit are all going to be viewed through the prism of the team’s direction. While the Chargers believe they acquired someone who gets them closer to a Super Bowl, the Bears believe this move gets them closer to where they want to be as well with the extra draft picks and cap flexibility for a franchise that was not going to contend in 2022.

Staley is a defensive coach. Yet the priority in his first head-coaching gig was elevating Herbert and ensuring his continued growth and development.

“We had to get that right,” Staley, who played quarterback in college, said in January.

That started with protection. The Chargers signed three starters in free agency — All-Pro center Corey Linsley and guards Matt Feiler and Oday Aboushi — and drafted a franchise left tackle in the first round in Rashawn Slater. They added two more offensive players in the top 100 of the draft in wide receiver Joshua Palmer and tight end Tre’ McKitty. They signed tight end Jared Cook, who also played under Lombardi with the Saints, and Daniel. The Chargers hired Lombardi from the Saints, where he was Sean Payton’s longtime quarterbacks coach, and he brought a version of that New Orleans passing offense to Los Angeles.

The vision for the structure around Herbert turned into production. The Chargers finished fourth in both TruMedia’s offensive EPA/play and Football Outsiders’ offensive DVOA. Herbert passed for more than 5,000 yards and finished third in the league in QBR.

The defense, though, struggled.

The Chargers had one of the worst defenses in football in 2021. They finished 28th in EPA/play and 26th in DVOA. They could not stop the run consistently. They could not get off the field on third down. They did not generate enough pressure on the quarterback. They did not force enough turnovers.

Their Week 18 loss to the Raiders provided the final evidence that the Chargers needed to shore up their defense in 2022. (Stephen R. Sylvania / USA Today)

The Chargers had built an offense for Herbert. Now they needed a defense that could take some of the pressure off his shoulders. Herbert can keep the Chargers in games almost single-handedly. He put together one of the most remarkable comebacks in recent NFL history in Week 18 against the Raiders in Las Vegas with a heroic three-drive stretch in the fourth quarter and overtime of that season-ending loss. Herbert is capable of doing those things, but that does not mean the Chargers want to live in that world.

“It’s not just enough to outscore people in this league, because there’s going to be a game where you don’t shoot it well, and you’ve got to win in a lot of different ways in this league,” Staley said. “When you have a quarterback, it’s not just surrounding him with offensive weapons. It’s surrounding him with a complete team where the pressure isn’t on him every single game to score 35, to throw for 350, to bring you back. And I think that’s what we’re trying to do.”

The Chargers had several key defensive players hitting free agency: edge rusher Uchenna Nwosu, linebacker Kyzir White, defensive lineman Justin Jones, nickel corner Chris Harris Jr. and defensive lineman Linval Joseph. That meant a boatload of cap space and open starting positions at all three levels of the defense.

Mack was the first piece in reassembling that defensive puzzle. The team was initially interested in re-signing Nwosu as its second edge rusher opposite Joey Bosa, but then the Mack trade materialized. It was no longer financially feasible to bring back the 2018 second-round pick. Nwosu ended up signing a two-year, \$19.055 million deal with the Seahawks.

In Mack, the Chargers believe they have added a player who can affect all facets of their defense, tangible and intangible. His edge-rushing prowess is well documented. But he is also an outstanding run defender, and, along with the interior additions of Sebastian Joseph-Day and Austin Johnson, the Chargers are expecting significant improvements in that area.

“He brings a lot of the elements that our team needs right now,” Staley said. “He brings the play style that we really value, that toughness. He’s a complete player. I think that from a culture standpoint, we really wanted to have somebody join up with Derwin James up front. Derwin plays in the secondary, he’s our signal caller, but someone up front that can really maximize him.”

Mack is coming off a foot injury that limited him to seven games last season. But the Chargers are confident that he has good football left in him. Part of that confidence is embedded in Staley’s existing relationship with Mack.

When Mack was traded to the Bears in 2018, he arrived in Chicago less than a week before the season opener against the Packers. Staley, then the Bears outside linebackers coach, spent hours and hours with Mack, late into the night sometimes, teaching his new star player the complex Fangio playbook.

Staley got Mack ready to play, and Mack had a strip-sack, a fumble recovery and a pick-six — in the first half.

“I don’t think y’all understand how fast I really had to learn a whole defensive playbook,” Mack said, “and he made it easy.”

Staley now has a full offseason to integrate Mack into his Chargers defense.

“You’re not envisioning the fit or projecting the fit. You know the fit,” Staley said. “You know exactly how to use that player, so the ramp-up time is going to be very short with that guy.”

The Chargers still have 10 picks in April’s draft after trading for Mack. That additional capital made parting with the second-rounder more palatable.

“You’re trading for one of the best players in the game, and you know exactly what you’re getting,” Staley said. “The cost was very minimal for a player of his caliber. I think it was an excellent trade.”

In a month that saw Russell Wilson, Deshaun Watson, Carson Wentz, Matt Ryan, Davante Adams and Tyreek Hill change teams, the Mack trade took a back seat. It is an offense-first league, after all.

But Mack himself has become the symbol of the direction of a team in two separate offseasons.

Nearly four years ago, the Raiders moved Mack to a Bears team that saw an opportunity to win in 2018, and he led them to a 12-4 record while his former team hoped to take advantage of its extra draft picks.

Then near the start of the 2022 league year, a Chargers team that sees its Super Bowl window as right now made the move for Mack, while the Bears hope to make the best of their additional draft picks, as they are now the team in transition.

Before the 2019 draft, Pace quipped that when the Raiders were on the clock for the first-round pick they received from the Bears, the personnel department would turn on a highlight reel of Mack’s first season in Chicago. At that time, the Bears still had high expectations, and Mack was a major part of it. He had 12 1/2 sacks and six forced fumbles. He was the centerpiece of the league’s best defense.

When the Bears are on the clock at No. 48, maybe Telesco and Staley will flip on clips of Mack, and let their minds wander as to what he can mean to the 2022 Chargers. And maybe in Lake Forest, Ill., Poles will let his mind wander with that pick, and whatever he does with it, hoping it will help get the Bears to be where the Chargers are.

It’s the right move at the right time for both teams, using different roster-building strategies. But the Chargers get to reap the rewards of their side of the deal much more quickly. The Bears understand that. This is part of their plan.

Mack hears the doubters. He is aware of what he calls “the narrative” — that he has lost a step, that he is not the same player.

“Turn on the TV. You’ll hear what they’re saying,” Mack said. “And it’s like, OK, bet. You know what I mean? I’ll bet on myself any day.”

The Chargers bet on him, too. This is their big swing. And if the Chargers want to win a Lombardi Trophy in the 2022 season, then all parties involved — from Mack, to Staley, to Telesco, to the Spanos family — need those bets to cash.

“If people are saying that, then they certainly don’t know him. At all,” Staley said. “And if they are saying that, then good luck to them. Because you’ll see. You’ll see.”

New Chargers defender Mack happy to be reunited with Staley

By Joe Reedy
Associated Press
March 16, 2022

COSTA MESA, Calif. (AP) — Khalil Mack was watching the television show “Bel-Air” with his fiancée and son last Thursday when he got a call from his agent that the Chicago Bears were trading him. In a strange coincidence, Mack’s new team is close to the real Bel Air.

Mack met with reporters on Wednesday after his trade to the Los Angeles Chargers became official with the start of the new league year. The Chargers sent a second-round pick this year and a 2023 sixth-round selection to the Bears for one of the league’s top pass rushers and a three-time All-Pro defender.

“It was weird to hear, but having a relationship with coach (Brandon) Staley, it went from bittersweet to excited, knowing who I’m dealing with and how much he truly loves football,” Mack said.

Staley was Mack’s linebacker coach when the Bears acquired Mack from the Raiders during the 2018 preseason. Staley was in Chicago for only one season before going to Denver when Vic Fangio was hired as Broncos coach.

Staley is hoping this reunion with Mack lasts longer.

“I’m excited for him to be around our team and build a team with him (on the roster),” Staley said. “It was an amazing year in Chicago, but that didn’t last long enough. To be able to do it again is very special, and I’m excited about it for sure.”

Mack, who turned 31 on Feb. 22, will be going into his ninth NFL season. He was the fifth overall pick by the Raiders in the 2014 draft and was The Associated Press Defensive Player of the Year in 2016. He was traded to the Bears after a contract dispute.

Chicago opted to clean house after going 6-11 last season. It fired general manager Ryan Pace and coach Matt Nagy — who were both instrumental in acquiring Mack — replacing them with Ryan Poles and Matt Eberflus.

Mack got off to a good start last season with six sacks in seven games before being placed on season-ending injured reserve in November and undergoing foot surgery.

Mack said he didn’t hear from Poles until after his agent, Joel Segal, informed him about the trade. Mack did acknowledge the possibility of being traded entered his mind.

Staley said conversations might have started during the NFL scouting combine two weeks ago and that the deal came together quickly after that.

“The cost was very minimum for a player of his caliber. I think it was excellent,” Staley said. “We know everything about this guy. and what he’s bringing to your team. And, you know, vice versa.”

The Chargers get an established playmaker who can not only rush the passer but effectively stops the run. Last season, Los Angeles was 9-8 but missed the playoffs with losses in three of the final four games.

Staley brought in an attacking 3-4 scheme that made the Rams the top-ranked unit in 2020, but he didn't get the same results with the Chargers, who were 23rd in total defense and third worst against the run.

The 138.9 yards per game allowed on the ground were the worst by a Chargers defense since 2003.

Mack is the first move in an overhaul of the defense. Los Angeles has also added cornerback J.C. Jackson and defensive linemen Sebastian Jones-Day and Austin Johnson.

"He brings the playmaking ability and style of play that we believe in," said Staley about Mack. "I don't think we had enough of that last year, not even close. He's a dominant, complete defender."

Mack will be paired with Joey Bosa to form one of the AFC's top pass-rushing duos, which is critical in a division with Kansas City's Patrick Mahomes, Denver's Russell Wilson, and Las Vegas' Derek Carr facing LA twice a year.

"I've been watching Joey from afar since his rookie year. And that guy has been flying off the ball," Mack said. "It's special to see him. I could keep going on and on about this guy. It's understanding what we're going to do. It's a big picture. I just can't wait."

Los Angeles also announced Wednesday it agreed to a contract with long snapper Josh Harris.

Chargers coach Brandon Staley, linebacker Khalil Mack were a dynamic duo before

*By Jeff Miller
Los Angeles Times
March 17, 2022*

The remaking of the Chargers defense took its most tangible step forward yet Wednesday when Khalil Mack was introduced at a news conference.

The Chargers traded last week for the three-time All-Pro edge rusher, bringing him in to help upgrade a unit that was the team's shortcoming last season. They also signed three young veteran defenders in free agency: cornerback J.C. Jackson and interior linemen Sebastian Joseph-Day and Austin Johnson. That trio will speak over the next two days.

Mack was first to go. Here are the highlights of the day from the Chargers' Costa Mesa training facility:

Hard-hitter in more ways than one: The Chargers are looking for Mack to make an impact that can be accurately described as profound. Head coach Brandon Staley has seen it before.

Staley was coaching the outside linebackers in Chicago when the Bears acquired Mack from Oakland just before the start of the 2018 season.

"When he got to Chicago, our entire team changed," Staley said. "We were a top-10 defense. ... When he got there, we became the No. 1 defense. We had a good defense. When he came, we became the best defense."

Staley explained that Mack will affect the Chargers both on and off the field, saying he can change cultures as much as he can games "because of who he is on a day-to-day basis."

"He's not one of these guys that's going to tell you something," Staley said. "He's going to show you. And you feel that right away."

Indeed, Mack called himself "an action guy" and "not a talker." Staley suggested the Chargers' lacked enough of that type of presence on defense last season. It was notable that Staley also referenced his desire to pair Mack with safety Derwin James Jr., the widely acknowledged heart of the defense. This is a partnership upon which the Chargers will lean in 2022.

Sacks and a whole lot more: On the field, Staley said Mack's impact should be easy to spot. He talked about his consistency, durability and toughness.

"He also brings a style of play that we really believe in," Staley said. "I don't think we had enough of it [in 2021]. Not even close."

The Chargers struggled last season particularly against the run and on third down. They gave up an average of 138.9 yards on the ground, one the worst single-season performances in franchise history. Their season — and playoff chances — ended in the most fitting of ways when they failed to prevent Las Vegas from converting on a third-down run in overtime in Week 18 and lost on the field goal that followed.

Staley said Mack's 76.5 career sacks tell only part of story of how Mack impacts offenses, which is especially important for the Chargers. "Complete defender because he can do everything," Staley said. "He can dominate the edge in the run game, which is where it starts. He's athletic on his feet to be able to run and catch anybody."

Staley explained that the ability of edge rushers to move is vital in today's NFL with "the ball on the perimeter as much as it is." This was another area where the 2021 Chargers no doubt lacked.

A player-coach reunion: Mack almost certainly wouldn't be a Charger without Staley also being here. Their relationship is rooted in the long hours they spent together after Mack joined the Bears in early September 2018. Following the trade, Mack had barely a week to prepare for Chicago's opener against Green Bay.

"He made it easy," Mack said. "You could see his passion through it, understanding he knew how much I wanted to get out there for that first game, and we were able to do it."

Against the Packers, Mack had a sack, a forced fumble, a fumble recovery and an interception, one he returned 27 yards for a touchdown. How's that for instant impact? The time together for Mack and Staley was brief, Staley leaving after the '18 season to join Vic Fangio's staff in Denver. "It was bittersweet in Chicago," Staley said. "It was an amazing year. All these great things are happening. But then it was like, 'Man, that didn't last long enough.' To be able to go do it again, is very special."

Healthy and motivated: Mack said his surgically repaired foot is "100%, good to go, whatever you want to hear." He missed the final 10 games last season after being injured in late October. Before going down, Mack had six sacks, which represented a single-season career-best pace. He hasn't reached double figures in sacks since that '18 season when he finished with 12½.

Mack, 31, suggested he has heard rumblings about his fading production. He dismissed the notion by saying, "I'll bet on myself any day."

"If people are saying that, then they certainly don't know him at all," Staley said. "And if they are saying that, then good luck to them. Because you'll see. You'll see."

Added Mack: "It's going to be fun. I know ya'll going to enjoy watching it for sure."

More defensive help on the way: The roster rebuild will continue, Staley saying the work is far from complete.

Even with the addition of Jackson, he said the search for defensive backs won't stop. As for the defensive front, Staley said there would be more to come. "We're much closer to where we need to be," he said. "We're not there yet. But we're much closer. ... It's about depth in this league."

Specialist added: The Chargers signed long snapper Josh Harris to a contract that guarantees him \$1.92 million. He spent the last 10 seasons with Atlanta and made the Pro Bowl in 2021.

KENNETH MURRAY JR.

Los Angeles Chargers' Kenneth Murray Jr. playing with heavy heart in aftermath of brother's death

By Shelley Smith
ESPN.com
October 4, 2021

COSTA MESA, Calif. -- You can hear the sadness in his voice. It's not outwardly noticeable if you didn't know to look for it, but it's there -- the kind of sadness you would never wish on anyone.

Los Angeles Chargers linebacker Kenneth Murray Jr. is a 6-foot-2, 241-pound chiseled athlete who cares passionately about the game of football. He also cares passionately about his family, especially his adopted siblings, all of whom have a chromosomal abnormality known as deletion.

His father, a Baptist minister, and his mother, a retired police officer, learned of the children from his church congregation and took them in when Murray was 11. And when their middle son, the one he was closest to, Lenny, died unexpectedly in April on what would have been his 14th birthday, Murray was devastated.

Murray had pledged to take care of the kids if something happened to his parents. But nobody expected something like this to happen to one of the children.

"One day I was doing something with football and I got a phone call and I kind of had to drop everything and jump on a flight and go through that," he said. "Since then I've just kind of stayed to myself."

He took to Twitter to process his grief:

Not wanting to divulge more details, all Murray would say about Lenny's death is that it was "like a bad nightmare," and something he tries not to think about.

"It's too hurtful to do in the media," he explained simply.

The children, Niya, Lenny and James, were born with deletion, a condition in which part of a chromosome is missing crucial genetic material. Lenny was the most severely affected and used a wheelchair. He was also Murray's biggest fan.

"He was super enthusiastic about coming to the games," Murray said. "That's what makes it such a sore spot for me."

The family would often make the seven-hour drive from their home in Missouri City, Texas, up to Norman, Oklahoma, where Murray played for the Sooners. He started at linebacker for three years and racked up 334 tackles and 9.5 sacks. His biggest year came as a sophomore in 2018, when he had 155 tackles, including a school record 28 in an overtime win over Army.

Murray was co-Big 12 defensive freshman of the year in 2017 and second-team all-conference in 2018 before being a first-team All-Big 12 and third-team All-America pick in 2019. His work ethic was legendary. He'd often watch five to six hours of film a day early in the morning before class. And when he was selected in the first round of the 2020 draft by the Chargers with the No. 23 pick, his entire family was with him as GM Tom Telesco made the call that would change his football life.

He's carried his work ethic with him to the NFL, where he had 107 tackles as a rookie a year ago and 20 through three games this season with the Chargers (2-1), who host the Las Vegas Raiders (3-0) on Monday Night Football (8:15 p.m. ET, ESPN). Murray will miss Monday's game with an ankle injury suffered in practice Saturday.

"We have just a great group on defense including Kenneth, we have him and [S] Derwin [James Jr.]," Chargers defensive end Joey Bosa said. "All the guys during practice every week, every day, they always bring energy so they have been great."

"He has worked extremely hard," Chargers defensive coordinator Renaldo Hill said. "We have talked about playing him downhill, being back and being able to run sideline to sideline. He has all of those traits."

When the children arrived at the Murray home 11 years ago, Murray and his biological sister, Kimberly, had to grow up fast. With their parents, they helped shuttle the kids to various doctors' appointments and therapy.

Niya is now 19 and reads at an elementary school level. James, the youngest, is 12 and uses a wheelchair. Lenny was the sports fan in the group and used to spend hours in front of the TV watching whatever sport was being played. And they all loved traveling to Oklahoma to watch Murray perform.

Lenny and Murray would go out in the backyard and do whatever they could to emulate playing catch and other sports and activities.

It's been a painful five months since Lenny died, but Murray says his family and his faith have gotten him through the hardest times. Of his compassion, he points directly to his parents.

"I'm from them," Murray said. "It's where I get all of this."

In his pre-draft interview, Dallas Cowboys owner Jerry Jones asked Murray what challenge has made him who he is on and off the field. He pointed to his experience growing up with his siblings.

"I look at it not as a setback, but as a blessing," he answered. "When I was growing up, my mom and my dad did things that were true acts of selflessness."

It's what inspired him to work as a church counselor during summers growing up. He also volunteered at El Modena High School in Orange, California, last month to help honor the Chargers' high school coach of the month, Matt Mitchell, and be part of El Modena's pregame coin toss. Murray is an active member of the Fellowship of Christian Athletes and regularly visited the Children's Hospital at the Oklahoma Medical Center. His first task after the draft was to set up funds for his siblings for long-term care.

Murray cherishes every interaction that he has with his siblings, which is why Lenny's death hit so hard.

"He had special needs and you learn to appreciate the small things because you know the small goals that a lot of times, we as human beings we take for granted," Murray said. "And you learn to appreciate them when you see somebody who can't do those things and still finds a way to be happy."

"That was Lenny."

JOSHUA PALMER

With his friend's health on his mind, Joshua Palmer aiming for bigger Chargers role

By Jeff Miller
Los Angeles Times
July 31, 2022

His position coach called him “so, so serious,” adding that Joshua Palmer is “straight-laced” to the point where it becomes “almost too much.”

To be more businesslike on the field, Palmer would have to line up in a three-piece suit. Yet before opening his second training camp with the Chargers last week, the 23-year-old wide receiver was heavily into his emotions.

Palmer's childhood friend, John Metchie III, had just revealed that he'll likely miss his rookie season with Houston after being diagnosed with leukemia.

“You hear about these things, but it never hit so close to home,” Palmer said. “I was just speechless. You don't know what to say or how to say it.”

Palmer and Metchie grew up together in Canada, in a town called Brampton, a suburb of some 600,000 northwest of Toronto. Their friendship goes back so far that Palmer said, “I don't remember not knowing him.”

Both eventually moved to the United States to pursue football and ended up in the SEC. Palmer played at Tennessee before being drafted by the Chargers in the third round last year while Metchie at Alabama before the Texans took him in the second round in April.

They were scheduled to share the field again this season in Week 4, when the Chargers play at Houston. But their next reunion is on hold indefinitely.

“John's a soldier,” Palmer said. “Right now, he's just in a different camp, a different camp that he has to get through. He'll come out with a full head of steam next season.”

With his friend on his mind, Palmer arrived in Costa Mesa for what the Chargers hope is a season of significant development. After Keenan Allen and Mike Williams, there's a need for more consistency at the team's third wide receiver spot.

Palmer finished his rookie season trending upward. Starting in Week 14 against the New York Giants — a game Allen missed because of COVID-19 — he had 18 of his 33 receptions and three of his four touchdowns. He caught a 23-yard scoring pass from Justin Herbert to convert a fourth-and-21 play late in the fourth quarter of the Chargers' dramatic season finale in Las Vegas.

“That Giants game was a huge boost for him,” Chargers wide receivers coach Chris Beatty said. “He was able to do multiple things in Keenan's role and see, ‘Hey, I can do this.’ Now, he has the confidence and it's more about mastering what he wants to do.”

Beatty almost worked with Palmer long before the two came together with the Chargers. He was an assistant at Maryland and recruited Palmer out of Fort Lauderdale's St. Thomas Aquinas High.

Palmer also nearly played in Southern California long before he was a Charger. Before committing to Tennessee, his college visits included a stop at UCLA, where a higher source evidently intervened.

“Someone told me it doesn't rain in California,” Palmer said. “The one time I was there, it rained the whole weekend. So I took that as a sign.”

Palmer's serious nature showed itself when he left Canada for South Florida to finish high school, St. Thomas Aquinas a traditional football powerhouse. At the time, he described it as “a business decision.” He was 15.

At a position that famously can produce divas and distractions, Palmer retains something closer to tunnel vision. His personality, Beatty explained, is the quietest among the Chargers' receivers.

“He's different like that,” Beatty said. “He balances the room. You can't have all comedians in there. With Josh, everybody else is joking and he's over there looking at his iPad.”

That's not to suggest Palmer lacks a lighter side. Asked if he played hockey growing up, he said only the street version before adding, “I could skate. I just couldn't stop.”

Palmer is an athlete who prefers to remain locked in. At Tennessee, Palmer prepped for the NFL on and off the field. He said during his final year of college he pretended he already was in the league. He became a harsher self-critic. He studied more film. He started taking better care of his body and tried to develop the routine of a professional athlete.

Beatty praised Palmer's approach and commitment but admitted there are times when he can dig in too deeply. The coach offered the example of Palmer trying to improve on an otherwise perfect route because the ball didn't come his way.

“He's just really so straight ahead, which is good in a lot of ways, but sometimes you overthink things,” Beatty said. “That's kind of where he is, trying to learn how to get out of his own way a little bit.”

The one thing Palmer has mastered entering this season is perspective, the situation involving Metchie and how his friend is handling it are both reminders of what's most important.

Palmer said the two have been in touch, adding that Metchie already is bouncing back. “The whole thing is hard to describe in words,” Palmer said. “But John's going to be fine. He's going to get through this.”

DONALD PARHAM JR.

Chargers' Donald Parham Jr. on injury: 'A life-flashing-before-your-eyes kind of thing'

By Jeff Miller
Los Angeles Times
April 18, 2022

DELAND, Fla. — He re-emerged here, on a small set of metal bleachers, next to an empty practice field, 2,500 miles from SoFi Stadium.

On a windy and warm spring afternoon, Donald Parham Jr. sat alone with a visitor sent to chronicle his comeback.

Nearly four months had passed since Parham disappeared from view under much brighter lights. A national television audience and sellout crowd watched as he was strapped to a stretcher and rolled out of the most frightening scene of the 2021 NFL season.

The Chargers tight end remembers all of it: the touchdown pass slipping from his grip, his head snapping back onto the turf, his body stiffening and ignoring the pleas to move even as the tremors shook his otherwise rigid arms.

"I was just thinking about if I'll ever play again," Parham said. "Really thinking about everything else I still wanted to do. It was a life-flashing-before-your-eyes kind of thing. Was it all going to be taken away from me in that instant?"

Watching the game from the family home in Lakeland, Fla., Felicia Parham said she and her husband, Donald Sr., were pulled from their seats and found themselves pacing. And praying. Mostly praying.

On their TV came a close-up of their son's face. His eyes were shut, and he wore no discernible expression.

Just moments earlier, Felicia said, she had been bouncing on the couch, shouting at the TV and rooting on her firstborn — just as always — much to the concern of the family's anxious, barking Pomeranian, Cash.

"All of a sudden," Felicia said, "everything went on pause."

Before long, she was on the phone, first with her son's girlfriend. Then with his agent. Then his girlfriend again. Then his agent's secretary. Travel plans had to be made — and right now.

A few sleepless hours later, Felicia was headed to the airport in Tampa for a 6 a.m. nonstop to LAX, an uneasy 5½ hours for a mother to do little more than think.

Brittany McGee, Parham's girlfriend, picked her up and they drove to Harbor-UCLA Medical Center.

At that blurry-eyed moment, Parham's future was very uncertain. He had talked to his mother on a video call hours earlier from the hospital, had told her he would be OK and assured he would play again. But Felicia needed to see for herself.

By the end of the weekend, everyone knew that, yes, Parham was going to be fine. But not many know the details of a situation so sobering that today Parham has no memory of that video call.

What follows is a collection of those details, an account that began with a quiet conversation on a small college campus.

Stetson University is a private school of roughly 4,300 students located among mossy oaks and waltzing palms about 40 miles north of Orlando.

Parham played here from 2015-18, two plaques displayed in the athletics building commemorating a final season in which he was the NCAA per-game leader in receptions and yards.

This is where he first truly stood his tallest, where he grew those final two inches to reach 6-foot-8, fulfilling forecasts of the pediatricians who had repeatedly told the Parhams their son was, size-wise, "off all the charts."

Parham is a student here again, working toward a communications degree he hopes to complete in the spring of 2023.

His picture hangs along the fence that encircles the practice field. A wall inside the football offices will soon feature another giant likeness, one of Parham in action as a Charger.

"He has lived up to all the expectations and become an overwhelming figure for this program and our league," said head coach Brian Young, who was the defensive coordinator during Parham's time as a Hatter. "Donald is Stetson."

State Road 44 passes next to campus and is dotted by nearby businesses with names such as Dolly's Olde Time Tavern, Lucky Ducky Arcade and DeLand Feed & Pet Supply.

To be sure, this is not a road that traditionally leads to the NFL. Parham and former teammate Donald Payne are the only Stetson players to make it to the league since the school reinstated football in 2013 after a half-century hiatus.

In that sense, the horrific scene in Inglewood on the night of Dec. 16 was another twist on a path that has seen Parham overcome going undrafted, failing to make it with a handful of NFL teams and ending up in the now-suspended XFL before the Chargers signed him.

"He's already had a detour coming out of the XFL," Payne said. "He worked his way up from that detour to make it to the biggest stage ever, catching touchdown passes on 'Monday Night Football.' Those of us who know Donald know he's got this, 1,000%."

That night, Kansas City won the coin toss and deferred, giving the Chargers the ball to start a matchup the NFL couldn't have scripted better. Young superstar quarterbacks Justin Herbert and Patrick Mahomes would battle with the AFC West lead going to the winner. Set up by a 75-yard kickoff return by Andre Roberts, Herbert and his offense quickly moved to the Chiefs' five-yard line, where it was first-and-goal. Three incompletions brought fourth down and coach Brandon Staley's decision to go for it.

"A routine play," Parham said. "We ran it a few times in practice. We were comfortable with it."

Lined up in a standing position on the right side, Parham cut inside between two linebackers, working his way toward the back of the end zone, where he ran away from safety Tyrann Mathieu as fellow safety Daniel Sorensen closed in.

He went airborne lunging for Herbert's spiral and landed on his back before coming to rest on his right side, Parham's body frozen with his arms extended in front of him and bent upward at the elbows in what experts call the fencing response, a condition that can follow trauma to the brain.

Running back Austin Ekeler arrived to help Parham to his feet before realizing something was wrong. Medical personnel were summoned and rushed from the Chargers' sideline.

Many of Parham's teammates began to gather around him. Tight end Stephen Anderson knelt nearby, dropping his head. A TV camera caught linebacker Drue Tranquill staring solemnly from one knee.

With this being a Thursday night, there were no other NFL games being played. The next day, it would be determined that 18 million people — the second-most to watch the Chargers all season — were tuned in.

"It was all very traumatic," Felicia said. "Then to be so far away and not be able to ... I was sick with my stomach. My husband was sick to his stomach. I immediately packed my bags. I had to see him."

Amid the scrambling, she sent a text message to a group of friends she called "prayer warriors," seeking support.

Payne, who also was watching the game, said his ongoing group chat "started blowing up, you know, praying for him. It was definitely something intense."

It was something familiar, as well. In August 2017, a sophomore linebacker named Nick Blakely collapsed at a Stetson practice and later died. An autopsy revealed that he had an enlarged heart.

"The Stetson community already had something along these lines happen," Payne said. "So to be in another situation where it was one of our own who was down made it even scarier."

Only 93 seconds into the most-anticipated of games, the mood inside SoFi Stadium struggled to recover, the image of Parham being wheeled out through an end-zone tunnel powerful and lasting.

And then his arms — restrained but still trembling in a way that was visible to all — caused wild speculation from people who couldn't possibly know the specifics.

"It was extremely scary," Felicia said. "To see him shaking, I didn't know what that was. So I'm checking social media and I'm seeing things about people counting him out, talking about him being paralyzed."

"I was so disheartened to see people say these things. They're not thinking about how he has a family. How are they saying such things when he's got a mom and a dad and a brother and others who love him?"

Parham said he was intubated in the ambulance en route to the hospital and remembers nothing more until awakening early Friday. He started by trying to wiggle his fingers and called his body's immediate response "a blessing."

He underwent a variety of scans and other tests, all the signs encouraging. Doctors repeatedly checked Parham's motor skills, those results similarly positive.

By mid-morning, the Chargers were able to provide an official update, announcing on Twitter that Parham had been diagnosed with a concussion and would be leaving the hospital soon.

Later that day, he posted a photo of his right hand flashing the thumbs-up and a proclamation that he'd return better than ever. The tweet was liked more than 80,000 times.

"The doctors assured me nothing was wrong in terms of paralysis or anything like that," Parham said. "My first thought was, 'OK, well I need to get out of here.' That was the biggest thing, getting out of there and getting back to reality."

He ended up spending three nights at Harbor-UCLA, his mom and girlfriend sleeping in his room on chairs, Brittany's pulled up next to his bed so the two could hold hands.

Around noon Sunday, they all left the hospital together.

A few days later, Parham walked into the Chargers' Costa Mesa facility, headed toward the locker room and was greeted by a series of friendly but disbelieving faces.

"They were freaking out, almost like they were seeing a ghost," he said. "It was kind of funny. A lot of the guys were like, 'Just go home, bro. You don't have to be here.' I was like, 'Oh, OK, my bad.' And I left."

He wanted to return as quickly as possible, Parham said, because playing in the NFL has been his truest passion for years. He also wanted to prove he was tougher than even the scariest of career-threatening incidents.

Parham has a very practical, measured approach looking back on something that has so much emotion attached.

"I didn't have to dive," he said. "I could have possibly stayed on my feet or slid almost like a baseball player. But it happened. I have to learn from it and grow from it."

"Really, it's just a learning experience. Nothing more now. I gotta protect myself. That's just my character. I'm pretty even-keeled, level-headed. I'm always able to re-evaluate and reassess and go from there."

After missing the final three games of the season, Parham was medically cleared in early February. He said he expects to rejoin his teammates for offseason workouts in May, after the semester ends at Stetson. The first day of offseason workouts for players is Monday. His want to play has not been diminished, he promised, adding that he anticipates no issues the next time he's hit or takes a hard or awkward tumble. He said he never thinks about the play, unless someone asks about it. He called the whole scene "an afterthought."

Football is "just what we do," Parham explained, his father having played running back at Albany State and his little brother, Donovan, now a linebacker at Robert Morris.

As for those tremors, Parham said no one has been able to provide a specific reason.

"One doctor explained it as having seizure-like symptoms," he said. "But they weren't sure. I saw a specialist and he said they weren't exactly seizures. No one could really pinpoint it. It was just a reaction to what happened."

The Chargers' expectations for Parham will only grow in 2022. At 24, he's entering his third NFL season and will be part of a tight-end rotation that includes veteran Gerald Everett and 2021 third-round pick Tre' McKitty.

Parham will be counted upon to stand tall again, this time after taking the most frightening of falls. Following a pause that could have been so much longer, so much worse, a twisting NFL journey will continue.

Recalling the moment she first entered her son's hospital room, Felicia said she can still feel the relief.

"I was finally able to put my eyes on him and see that he was alert and OK," she said. "It was, 'Thank you, Jesus.' It was great to see him and see that he was Donald. He had stuff wired up to him and all that, but he was Donald."

They talked about family and about faith, Felicia studying her son's answers by the word to make sure he was all right.

The subject of the game didn't really come up, Parham, in fact, admitted he was unaware the Chargers had lost — 34-28 in overtime — until days later.

But there was one thing from the night before he did mention.

"Mom," Felicia remembered Donald Jr. saying, "I should've caught that ball."

TREY PIPKINS

Chargers tackle Trey Pipkins eyes starting job after productive offseason

By Daniel Popper
The Athletic
June 23, 2022

As the 2021 season was winding down, discussions in the Chargers' offensive line room centered on offseason plans. And Trey Pipkins was looking for somewhere to work.

Rashawn Slater was coming off an All-Pro rookie season at left tackle, and he was planning to head back to Texas to train with offensive line coach Duke Manyweather, who had also trained Slater in the lead-up to the 2021 draft. Guard Oday Aboushi was still rehabbing the torn ACL he suffered in Week 5, but he, too, was planning to return to Manyweather once his knee was healthy enough.

Slater and Aboushi raved about the offseason offensive line training sessions Manyweather holds in Dallas. Pipkins asked questions and listened, and he liked what he heard.

"I just knew I wanted to go somewhere where I could get a lot of good O-line work in the offseason, along with lifting and running and stuff," Pipkins said after practice earlier this month. "I kind of talked their ear off about it and just decided to go down there and see what it was about."

After the season ended, Pipkins packed up and went to Dallas with his wife and young son, renting an Airbnb in the area. And alongside Slater and a number of other NFL offensive linemen, Pipkins honed his craft in what unavoidably amounts to the most pivotal offseason of his professional football career.

It is no secret that the Chargers have an opening at right tackle. They did not address the position in the offseason. And that means they will be looking for an internal answer. Storm Norton was the starter there last season. Norton and Pipkins will compete for the starting job in training camp.

Pipkins says he is a changed player — physically, mentally, technically. That improvement has been ongoing since he was drafted in the third round in 2019 out of Division II Sioux Falls. But he said he took another big step in Dallas this offseason. And Pipkins, who is entering the final year of his rookie contract, is eager to show Brandon Staley and the rest of the Chargers coaching staff that he is the solution at right tackle — for 2022 and beyond.

"I'm excited to get into training camp, really," Pipkins said, grinning.

Pipkins headed into his offseason with considerable momentum, but it was a battle to get there. He was fourth on the tackle depth chart coming out of training camp last season, behind starters Slater and right tackle Bryan Bulaga and swing tackle Norton. When Bulaga went down with what ended up being a season-ending injury in Week 1, it was Norton who took over at right tackle for the remainder of the season.

Pipkins' only snaps through the first six games came as the extra offensive lineman in jumbo packages. He did not play well in that role. And after a particularly poor performance against the Ravens in Week 6, Pipkins was benched. He was inactive for four straight games from Week 8 to 11.

"I was irritated with myself," Pipkins said.

Pipkins waited for another chance, and it eventually came in Week 15, in a prime-time Thursday showdown with the Chiefs. First place in the AFC West was on the line. Slater was unavailable after being placed on the COVID-19 list, and Pipkins was the next man up.

He got the start at left tackle and played the best game of his career. He was stout in pass protection. He was a force as a run blocker.

This was a turning point.

"Getting out there and showing that I could still play tackle, that was big for me — because I knew I could still do it," Pipkins said. "I wanted to prove to people that I deserve to be here and playing."

Two weeks later, Norton was inactive as he was still recovering from a stint on the COVID-19 list. Pipkins was once again called into action. He started at right tackle and played another stellar game in a must-win game for the Chargers. He did not allow a single pressure in 67 offensive snaps, according to Pro Football Focus.

Those two games from Pipkins turned heads inside the Chargers building. It certainly looked as though Pipkins had made a jump in his development. He was no longer the baby-faced neophyte who had been forced into action earlier than expected as a rookie. Pipkins rocks a full beard now, and he has also fully filled out his 6-foot-6 frame. When asked how different of a player he is now compared with his rookie season, Pipkins said, "It's astronomical."

Players develop at different speeds. For every Slater, who emerged as one of the best left tackles in football from his very first NFL game, there is a Pipkins. When the Chargers drafted Pipkins in 2019, they knew he was going to be a project. He had tantalizing athletic traits, but he had a long way to go from a technical standpoint to compete consistently in the NFL.

Were these performances Pipkins realizing his full potential? That remains to be seen. But, along with Norton's positive moments last season, it was enough for the Chargers to feel comfortable passing on a right tackle in the offseason.

Pipkins, meanwhile, got to work with Manyweather in Dallas. He pointed to several key takeaways from his training.

He spent time around established NFL veterans, like Terron Armstead and Charles Leno.

"The best part about it is just all the guys that are there," Pipkins said. "You get to hear so many different ways guys think about the game. ... The work, the lifting and the conditioning and stuff is all really good, but the best part was just being around the guys, hearing how they think about their pass sets in certain situations and run blocking these techniques and stuff like that, I think that's what helped the most, for sure."

Pipkins also found tremendous value in Manyweather's approach to teaching and coaching the offensive line.

"He's so good with just the biomechanics behind stuff, stuff that you never think about," Pipkins said. "O-line coaches ... are super good with all the football stuff and stuff like that, but they don't necessarily know all of the biomechanics stuff that strength coaches know. So (Manyweather) kind of knows both aspects of it, and the way he implements that biomechanics stuff into the O-line drills is really cool."

One example, Pipkins said, was activating the glute muscle on his hind leg in his stance before the snap. On tape, Pipkins showed that he was keeping that muscle relaxed in his stance so that he could put his weight on the instep of his foot. At the snap, Pipkins would have to activate his glute muscle to explode into his set. And that was a millisecond he lost in his initial movement.

"As soon as I would start to move, my knee would lock to activate my glute to push off," Pipkins said. "And so if you stay activated, you can push off without that extra movement."

This might seem like a minor adjustment. But winning pass protection reps is all about the margins. A millisecond here or a millisecond there is the difference between standing up a pass rusher or giving up a sack. And the same goes for things like hand placement, elbow angle or the direction you push when you make initial contact with a pass rusher — "raising up and not pushing out," as Pipkins said.

"It's just little stuff that makes a huge difference," Pipkins added. "I've changed a lot about my set that I like a lot and I feel really good about."

Pipkins returned to Dallas on Saturday, three days after the Chargers wrapped up mandatory minicamp. He will train with Manyweather over the summer break before coming back to Southern California for the start of training camp in late July.

There, Pipkins will use what he has learned — both this offseason and over the past three years — to earn a starting job for the first time in his career.

"It's definitely an opportunity," Pipkins said, "and I can't wait to take advantage of it."

CHRIS RUMPH II

Chris Rumph II Explains 'Invaluable' Situation Entering 2022 Season

By Cory Kennedy
Chargers.com
July 14, 2022

It's a sunny Tuesday afternoon in early June and the Chargers have just wrapped up their seventh practice of organized team activities (OTAs). Although Tuesday's practice is voluntary it feels like more than that, especially for a team that has had a busy offseason like the Bolts.

You can feel the energy and hear the communication as veteran players like Joey Bosa, Derwin James and Khalil Mack sub on and off the field. Amongst the proven NFL players are promising young stars like OLB Chris Rumph II who is as eager as anyone to take the field with the Bolts' new-look defense.

Heading into his second year as a pro, Rumph has set big goals for himself and is using every tool available to accomplish them.

Focus and mindset during the offseason

As rookies get drafted to their respective teams, there is a lot of information to process at once. Many players are balancing getting used to a new city and meeting a plethora of new faces all while focusing on performing well on the practice field, weight room, and in the meeting rooms.

This was the reality Rumph faced last season.

"Last year, you have so much stuff to deal with and as soon as you get drafted, I mean you're thrown into the fire," Rumph said.

In 2021, Rumph appeared in 16 games, registered 19 tackles, and got his first career sack in a win over the Cincinnati Bengals.

Now as he heads into year two and his first full offseason as a Charger, Rumph explained what his sophomore offseason has allowed him to do and how resources like his father, Minnesota Vikings defensive line coach Chris Rumph, are invaluable.

"I'm just focusing on what my job is, football," he said. "So, that was very important to me. Also being able to talk to my pops, try and pick his mind [and] everybody's mind. This is the time where you figure out what you're going to do heading into next year, what things you did good last year and what things you can carry into the next year."

Inspiration for giving back to the community

As the pressure and time commitment of an 18-week NFL season fades and the Bolts transition into the offseason, players like Rumph are given more opportunities to give back to the Los Angeles community and the Chargers fan base.

Since getting drafted by the Bolts in 2021, Rumph has made an effort to give back to those in need and has put thousands of smiles on football fans and Chargers fans alike. He's taken full advantage of that time as he's participated in numerous events like a beach cleanup, helped co-host the Chargers first-ever Draft Fest at SoFi Stadium, and played in the Chargers' third annual golf tournament that benefitted the Chargers Impact Fund. For him, a chance to make someone's day is part of his inspiration for giving back.

"Just knowing the position I'm in [and] my parents raised me well." Rumph said. "We are a God-fearing house. I'm a believer in Jesus. Any chance I get to give back and knowing I'm blessed, if I can show up and make a kid smile for five minutes, I mean that makes my day, I know it will make theirs. Just having a heart, being a great human being and following Christ."

What stands out when you get a chance to meet Rumph in person or see him at SoFi is his outgoing personality, his passion for the game of football and his penchant for giving back. Going back to his childhood, Rumph credits his dad's profession for helping build his personality and get used to life in the NFL.

"Being a coach's kid, you have to have that type of personality just to be able to move around a lot and make friends in different places and different environments.

"I look back on it now and I'm very gracious for it and appreciative because that attributes why I'm always happy, why I'm always smiling. I always talk to everybody making sure they're having a great day. I try to be that guy in the locker room, you know any time you feel like you've got to talk about something serious you can come to me you know I listen and really feel involved."

Being live at SoFi while the Bolts selected guard Zion Johnson out of Boston College was a full circle moment for Rumph, who played at fellow ACC school Duke. Rumph and Johnson played against each other in 2020, and two years later the two ACC rivals now join up on the other side of the country.

Rumph, who was just in Johnson's shoes a year ago, talked about the importance of being a mentor to the rookie class.

"[The rookies] already know they can come to me with any questions, and I'll answer them, I don't care how many." Rumph said. "I was talking to Khalil [Mack] and he told me, 'As an older guy, you've got to give what you learned from the older guys back to the younger guys and give back.' That's the thing about the community of the NFL, everybody's just giving back from stuff they were told from the older guys so I'm just trying to do my part."

"We're going to do some big things here."

The Chargers created quite the buzz across the NFL when they traded for All-Pro outside linebacker Mack back in mid-March.

Rumph used one of those tools and wasted no time reaching out to his dad, who was the Bears' defensive line coach last season, to find a way to welcome his new teammate.

"I was excited! Once I saw that news, I texted my dad and I was like, 'Let me get his number and tell him congratulations.' I texted him, 'Can't wait to work with you and we're going to do some big things here.' I mean I was really excited when I saw that and I'm looking forward to see what we can do with these sack numbers this year."

A few months later, the Chargers added another OLB in two-time Super Bowl champion Kyle Van Noy. Rumph talked about how 'invaluable' it is to have veteran outside linebackers like Mack, Van Noy and Joey Bosa in just his second year and what it's like to practice alongside the veteran trio.

"It's a lot of listening for me," Rumph said. "I mean you've got guys who have played shoot, 20-plus years combined in the NFL and I'm going into my second season. Just being able to be around them, hear them talk football, see what they see, see what moves they like, and try and take bits and pieces from their game and see if I can apply them to my game. I mean it's invaluable, especially as a young player, so I just soak in everything I can take in and at the same time, try to compete with them and be on their level or even better."

Chargers defensive coordinator Renaldo Hill talked about how good Rumph has looked with the added weight he's put on during the offseason and how beneficial it is for him to have Bosa, Mack and Van Noy as mentors.

"There are a lot of tidbits that he can gain from being in that room," Hill said. "Just how to be a pro. He'll continue to watch those guys and see how they do things on and off of the field. It's going to be a benefit for the young guy ... He's been doing everything that we've asked him to do. I know that he is going to have a huge jump, just by having those guys in the room ahead of him giving him some nuggets there."

When looking at the Bolts' OLB room, it's easy to get excited about the potential for the 2022 season. Ask Rumph, and he'll tell you why he feels they can be the top OLB group in the league this season.

"[We can be] the best. I mean if you don't think you're the best, why are we out here? I think we are going to be one of the best groups in the NFL, but at the end of the day, a lot of talk is cheap, so you've got to do it."

Goals for 2022

Despite all the new additions through free agency and the draft, Rumph has his eyes on the prize for 2022. He showed flashes of his potential during the 2021 season, but with a year under his belt, the 23-year-old is looking to do much more than that this year.

"[I'm looking to be an] impact player, I'm looking to make plays next year. I'm looking to be somebody they can count on to make big plays in big, crunch time situations. So, it starts in training camp and just keeping my head down working, keep learning the playbook and just trusting my coaching."

When it comes to working with head coach Brandon Staley and Hill, Rumph will directly learn from outside linebackers coach Giff Smith. Smith makes the switch to the OLB room after serving as the defensive line coach last year. Rumph detailed how he personally sets goals to be a better athlete and teammate each season.

"Me personally, I want to be the best, that's the goal heading into every year. I want to be top in every category, tackles, TFLs, sacks. In the NFL, I know it's harder, but I'm very confident in my abilities. I know what I can do. I have a year under my belt, I kind of know what the feel of the NFL is like and I know for sure that I'm capable of doing that."

"I've worked very hard to get here and I'm going to work even harder to stay here."

With OTAs and minicamp in the books, the Chargers now shift their focus to training camp and the preseason. Training camp gives the chance for the Chargers' best players on defense to face the best players on offense.

As the old saying goes, iron sharpens iron, and the Chargers have a lot of iron in their arsenal.

"I'm really excited, I mean I love football, this is what I want to do for the rest of my life, so any time you head into training camp you know that's another opportunity. At the end of the day, you can't take any of this for granted. Being in the NFL is an honor and a privilege. I've worked very hard to get here and I'm going to work even harder to stay here."

RASHAWN SLATER

Chargers rookie Rashawn Slater's football love affair: 'The sacrifices only made it grow fonder'

By Daniel Popper
The Athletic
August 2, 2021

Reggie Slater wanted his two oldest sons to love basketball the way he did.

He had devoted his life to the game, going from undersized and undrafted to an eight-year NBA veteran. He played all over the world: Spain, Turkey, Italy. He had even spent two seasons playing in the now-defunct Continental Basketball League. He loved the game, and it loved him back. This was his calling, his passion. And he was determined to pass it on to his oldest sons R.J. and Rashawn.

The boys, though, gravitated to the gridiron. There was mystery in football. Reggie had never played. Kids needed their parents to sign a permission slip to start football when Reggie was growing up in the '80s, and his mom refused. "She thought I was going to get broke up too easy," Reggie recalls. So she directed him to the gym.

R.J. and Rashawn's conscious minds were made up. They loved football. Still, Reggie was undeterred. He decided to try and coax their subconscious minds instead.

Late at night, after R.J. and Rashawn had gone to bed, Reggie would check on his sons. He quietly opened the door to the bedroom and made sure they were still sleeping. Then he tiptoed his 6-foot-7 basketball frame across the floor, leaned his head down and whispered "basketball" in their ears.

"It never worked," Reggie said, laughing.

R.J., two years older than Rashawn, led the way, as big brothers do. Football was different. It was his own path. And he loved the physicality football offered. Rashawn felt the same pull. "Sibling admiration," Reggie says.

In the Slaters' hometown of Sugar Land, Texas, a new sports love affair was blossoming — foreign for Reggie, but undeniably magnetic for R.J. and Rashawn.

On paper, Rashawn Slater was destined for the basketball court. He had all the resources a kid could ask for — namely, the right athletic genes and an experienced father who was a willing and avid teacher.

But the heart is a fickle beast. Quick feet, natural strength and a 6-foot-5 build can be passed down from father to son. But desires? Those are generated and cultivated by the individual.

Rashawn desired, craved to be on the football field, to achieve greatness there.

And thus started his journey to the Los Angeles Chargers.

Rashawn entered into that unknown, onto that blank page, and willed himself to this point — to the highest levels of the sport he loves — through determination, through 6 a.m. wakeup calls at 15 years old, through three-hour workouts in the Houston summer sun, through late-night film sessions.

"He just had a drive at a very young age," R.J. said. "He knew what he wanted, and he was going to work for it despite what anybody says."

Rashawn Slater's athletic career started with a wide array of activities. Soccer. Baseball. Yes, basketball. Even taekwondo.

Reggie owned a gym in the Houston area. One section of the gym was a martial arts studio, and Rashawn took lessons there starting in middle school. He also competed. More like dominated.

"He was in matches and people were trying to bow out because he was a big kid and he was knocking the shit out of everybody," Reggie said. "People didn't even want to fight against him, man."

No weight classes in sixth grade.

"He kicked the guy and it was something out of a Marvel movie," Reggie said. "He'd get up, whoop somebody's ass, and then sit down for two or three hours. The matches weren't long. I can tell you that."

On Saturdays, Reggie would beckon R.J. and Rashawn to the family's outdoor basketball hoop. In the driveway, Reggie would run his sons through drills — dribbling with both hands, layups, footwork, mid-range jumpers.

When they were done, R.J. and Rashawn would scamper inside to the couch and turn on college football.

Reggie might not have been able to foster a love of basketball. But there was still plenty to impart. So Reggie would sit down beside his sons and tell stories from his career and life — not necessarily to draw them back to basketball, but to instill his pillars and values: work ethic, professionalism, drive, determination, focus, loyalty.

These stories and discussions were filled with pet idioms. Writers are taught to avoid cliches. Reggie basked in them, lived by them, parented by them. Sometimes, cliches are cliches for a reason.

"He's just always been in our ear," Rashawn said. "We didn't know it at the time, but all that stuff he was telling us, it was kind of shaping us under our skin."

The people that do well are the people that do what others aren't willing to do.

Talk is cheap. Actions are way louder.

You can sit and point fingers, or you can just get better.

Control the situation; don't let the situation control you.

Enjoy what you can enjoy while you can, but once the job's at hand, it's time to go to work.

These are the lessons Reggie learned in his playing days, from veterans such as Buck Williams, Kevin Willis and Charles Oakley.

Reggie would field calls from former teammates while in the car. They would reminisce and cycle through what-ifs from their careers. Rashawn would be in the passenger seat, listening intently, internalizing these valuable nuggets.

"Here's the recipe," Reggie said. "It's up to you to put it all together."

That recipe applies to football, just as it applies to basketball.

That is because it applies to life.

"As we worked, we saw it happen," R.J. said. "It just became real and it became what we did."

These idioms were the street lamps illuminating Rashawn's path.

The boys both attended Clements High School in Sugar Land, their local public school. Clements played in the fierce and competitive Fort Bend district, part of the top flight of Texas high school football reserved for the largest schools. Clements was the district punching bag. They went 3-27 in Rashawn's four seasons.

Rashawn had opportunities to play for private schools.

But he refused. Don't point fingers. Get better.

Still, garnering recruiting recognition was like hiking through mud. R.J. was a quality high school football player and had interest from Ivy League schools. He ultimately decided to enroll and play at the Air Force Academy.

Rashawn watched his brother's recruiting process and had an epiphany. He needed to get better — much better — if he wanted to reach his goal of playing at a high-profile Division I program.

"It definitely helped Rashawn," R.J. said, "because he kind of realized some of my shortfalls."

"In Rashawn's eye, if his brother was that good, and he wasn't highly recruited, what is it that I need to do?" Reggie said.

Reggie owned that gym, Slater's Sports Zone in Fort Bend, Texas. And there, local trainer Alonzo Ford was renting out space to work with Houston high school athletes. Ford worked in tandem with Antoine Murphy, a former Baylor offensive lineman and NFL camp body who specializes in offensive and defensive line development.

One day, Ford saw Rashawn playing basketball with his dad. He was big — very big — and light on his feet.

Ford approached Reggie in the parking lot.

"Man, you got to bring your son to me," he remembered saying.

"He saw a prime specimen ready to be molded," Reggie said.

Then the work began.

Ford headed the strength and conditioning. Murphy oversaw the football-specific training.

Together, they helped Rashawn groom into a Division I prospect.

Murphy, in particular, was essential in teaching Rashawn the details of the position that laid the groundwork for the pinpoint and polished technique that made him a first-round pick.

“At an early point, I realized that you put yourself ahead by the way you work, but you also put yourself ahead by the way you execute technique,” Rashawn said. “Everyone is strong, everyone is fast. But do you have great technique? That’s when it started to build.”

Ford pushed Rashawn physically, concocting exercises and workouts to test his pupil’s genetic gifts. He put 500 pounds on the workout sled. He had Rashawn put one leg in a suspended loop and then jump with the other leg onto a 24-inch box.

“It’s fun training those type of athletes where you don’t really have a limit,” Ford said.

Murphy remembers meeting Rashawn for the first time.

“Big glasses,” he said. “So he looked kind of like a Poindexter kind of guy.”

But then Murphy saw him move.

“He could run like the wind and he could run all day,” Murphy said.

The glasses were misleading. Rashawn can come across as quiet and unassuming. He even says that during the pre-draft process, teams accused him of being “too nice.”

Rashawn’s response? “You’ve never watched the film.”

“I kind of have the ability to flip a switch like that,” he said.

Murphy saw it firsthand during those years of training. If Rashawn was getting ready to “lock in,” he would take off his glasses and hand them to Murphy.

“That’s how he gets if you beat him or if you do something that he feels like got a little dirty on him,” Murphy said. “When he hands you those glasses and he’s sweating profusely, that’s when you know, uh oh, it’s on now.”

“He’d go Clark Kent on them boys,” R.J. said.

Rashawn lived in the trenches as a high school player. He played every snap of the game as an offensive and defensive lineman. He had 10 sacks as a senior defensive end, earning All-District honors for offensive and defensive line.

Rashawn trained at both spots with Murphy.

“He would just beat guys,” Murphy said. “I had guys that were getting recruited by every school in America, and he would just beat them consistently and beat them easily and kind of put their mindset in the dumps. He would just do it easily, run back to me just laughing. ‘Ha, ha, ha.’ Just giggling.

“He’s approachable. He’s well-spoken. He’s sweet,” Murphy said. “But I’m telling you, if you make him mad, or when it’s time to turn the lights on and he’s focused, he turns into the Hulk.”

Ford and Murphy trained a group of local high school players, including Will Farrar and Dakota Crawford, two offensive linemen at Travis High School, and Dennis Osagiede, a defensive lineman at Ridge Point. All three went on to play college football.

The group saw Rashawn flipping that switch every day.

“If you look at him, yeah, he’s a big guy,” Osagiede said. “But his demeanor isn’t like, oh, he’s a fucking crusher. Nah. You just got to get in that ring with him. Ya feel me? You got to get on that field with him, and then you’ll see.”

“That dude is a whole different animal when you piss him off,” Crawford said.

The weeks during the football season were long and arduous. On top of his high school responsibilities, Rashawn was spending four days a week either training or studying with Ford and Murphy.

“That’s all I’ve known him as — a hard-working silent assassin,” Ford said.

Murphy developed Rashawn’s hand placement and usage by working him out on a boxing heavy bag. He regularly would go over to the family’s house to watch film with Rashawn upstairs. There, his football IQ took center stage.

“He’s a scholar,” Murphy said. “He doesn’t want to be surprised during the game.”

This eventually led Rashawn to create an idiom of his own.

“He says he feels most confident when he’s most prepared,” Reggie said. “I’ve heard him say that. I’m like, ‘Damn, that’s a great quote! I wish I had told you guys that.’”

The sessions with Ford and Murphy went year-round, including three times a week in the spring. Miles and miles of running, followed by footwork in the sand volleyball courts at the local park.

Inside, timed sprints on the basketball courts. Speed, conditioning, agility and technique work.

Osagiede, Farrar and Crawford became numb to Rashawn’s superhuman workout feats.

“He is so explosive, it’s ridiculous,” Crawford said.

The summer Houston heat was stifling. And Rashawn, well ...

“That dude is the sweatiest person I’ve ever seen,” Crawford said.

“I’d come home, and he had his laundry hamper that was filled with soaking wet, sweaty clothes, because sometimes he’d work out twice a day,” Reggie said. “I knew that they were doing something positive there.”

Murphy would bring film cutups of NFL offensive linemen — Tyron Smith, Jason Peters, Andrew Whitworth — and watch with his players before and after their training sessions.

“I can remember waking up early on Saturdays at 6 a.m. and it would be me, Rashawn, Coach Ford and Coach Murphy just working,” Farrar said.

The workouts were ultra-competitive.

“When we went through one-on-ones, I knew I had to come with my shit if I wanted to win the rep or even like faze him,” Osagiede said.

Osagiede trained with Rashawn for three years.

“I can count on my hand how many times I beat him in reps,” he said.

Fueling all this was Rashawn’s inquisitive mind and unquenchable thirst for greatness.

“He took care of business at a young age,” Ford said.

Reggie remembers when a Northwestern recruiter came to the house to visit with Rashawn.

Typically those visits are simply sales pitches. Not with Rashawn.

“They were going over techniques,” Reggie said. “They went into the living room and moved some furniture and started talking about how do I become a better, more skilled NCAA player. It was very unusual. I’m sitting there eating brisket and biscuits. And these guys are in stances, talking about pad level.”

Once Rashawn committed to Northwestern, he “never wavered,” according to Murphy. After his standout senior season on both sides of the ball, bigger programs came calling. But they stood no chance.

“He made his mind up and gave his word,” Murphy said. “It’s over.”

There, the foundation that Murphy and Ford laid allowed Rashawn to blossom. He started for three years, first at right tackle and then at left tackle, before opting out of the 2020 season. He spent the fall working in Dallas with offensive line coach Duke Manyweather to prepare for the draft.

Rashawn never forgot the programs that passed on him.

“I’ve been an underdog my whole life,” Rashawn said. “It’s not leaving, because that’s just part of who I am now.”

His commitment only strengthened in college. The Slaters — including Reggie’s wife, Katie, the couple’s daughter Aliyh and youngest son Rylan — went on a cruise after Rashawn had finished his freshman season and started 12 games at right tackle.

The family lounged in pool chairs, sipped on piña colodas and ate at the buffet. Relaxed. But there was often one seat left empty.

Off on the cruise deck, not far away, Rashawn was doing pass protection sets.

Cruise-goers, including his own family members, looked on, befuddled and bewildered.

“Obviously, he got made fun of,” R.J. said. “The pass pro set looks kind of goofy sometimes. But that man did not shy away from busting it out anywhere, because he was going to hone his craft regardless of where he was. If it was a vacation or not, he was going to get better.”

This was deeper than early wake-up calls or exhausting workouts. This was a lifestyle, a love affair.

A calling.

“That extra level that a lot of people don’t get to,” R.J. said.

Moments after the Chargers selected Rashawn with the 13th pick in April’s draft, the baby-faced offensive tackle was asked on the ESPN broadcast for his message to his new quarterback Justin Herbert.

“I got your back,” replied Rashawn, the franchise’s new cornerstone left tackle.

For most, this was merely a generic stock answer. Player-speak. A cliché.

But, to the Slaters, clichés are clichés for a reason. They are not throwaway sayings. They are defining, essential principles.

They are how you create your own destiny.

Ford was watching the draft from a barbershop while his son got a haircut.

“That put chills through my body,” Ford said, “because he’s been a man of his word for so long. ... I hope this quarterback understands he means that. No one is going to touch that guy. I’m putting my life on the line for this one.”

Basketball is in Rashawn’s blood. Football is in his heart.

A different game. A familiar devotion.

“He still has a love for the game that I feel like a lot of people lose once you get to the level of sacrifice he’s taken,” R.J. said. “But I feel like the sacrifices only made it grow fonder for him.”

DRUE TRANQUILL

For Chargers' Drue Tranquill, prosperity has been a slow process

By Jeff Miller
Los Angeles Times
October 22, 2022

He never has been more obvious during his four seasons with the Chargers.

A blur of powder blue and gold, Chargers linebacker Drue Tranquill split Denver's offensive front untouched Monday night and devoured a helpless Russell Wilson.

The blitzing sack ended the Broncos' final chance in regulation and was the latest glaring highlight for Tranquill in a season during which he has stood out like never before.

At times away from the field — in his most private moments — Tranquill acknowledged that his best, most productive NFL stretch has him feeling more than a little blessed.

"I just smile at my wife [Jackie] every morning," he said. "I'm like, 'I feel like this is a movie that I'm living.' I feel like I'm really an unlikely candidate to be where I'm at today. I feel young. I feel spry. I feel really good."

Tranquill has started five of the Chargers' six games and has played every defensive snap the last three weeks, something he did only once over his first three seasons.

He had 1½ sacks for his career before dropping Wilson twice in the span of five Denver offensive snaps Monday. Both stops came on third down, resulting in a field goal and a punt — significant point-saving developments in a game the Chargers won in overtime 19-16.

"He's communicating at a high level, playing with a lot of energy, being a factor in run game, pass game, pass rush," coach Brandon Staley said. "He's having a really nice season."

Tranquill and the Chargers look to extend their run Sunday when they play Seattle at SoFi Stadium, seeking a fourth consecutive victory, a streak the likes of which this franchise hasn't had since the end of the 2020 season.

Three games ago, the Chargers added to Tranquill's responsibilities, designating him as their signal-caller in the huddle. The job previously belonged to safety Derwin James Jr.

Relaying the defensive calls is a significant assignment in the NFL, one that carries consequence among teammates and requires calmness, consistency and unwavering trust.

"You take a lot of pride in it," Tranquill said. "I think, being a linebacker specifically, you want to command and call the huddle. To be given that opportunity meant the world."

Just three years ago, as a rookie who converted from safety to linebacker during his time at Notre Dame, Tranquill was earning his playing time mostly on special teams.

He did start three games on defense before returning for his second year and earning a start in the Chargers' season opener at Cincinnati. Just five snaps into that game, Tranquill suffered a broken ankle that ended his season.

The setback was another major one for a player who, in the span of eight months early in his college career, tore the anterior cruciate ligaments in both knees.

Tranquill said the back-to-back injuries cast him in the role of underdog and set up a future where he always has felt the need to prove himself.

"After those freak injuries, I felt like I've come back as a better version of myself each time," he said. "I'm just amazed every day that I get to come and play football for a living and do it at a high level."

Tranquill reached new heights with his fourth-quarter showing against Wilson and the Broncos. On his first sack, he lined up to Wilson's left, easily shook a block and ran the quarterback down to the right of the formation, making the tackle outside the numbers.

The second came when — based on a Wilson tendency the Chargers had identified — Tranquill employed perfect timing, darting across the line of scrimmage before the quarterback even had secured the shotgun snap.

James also blitzed on the play, forcing Denver running back Mike Boone to make a choice of whom to pick up. Boone blocked James, leaving Tranquill an unfettered lane. "That was one of those moments where it's like, 'Wow, that film study and all that studying very practically paid off with a sack,'" Tranquill said. "Just seeing all that come to fruition was pretty cool."

For the season, Tranquill is second to only James in solo and total tackles. Khalil Mack is the lone Charger with more quarterback hits than Tranquill. In the opener against Las Vegas, Tranquill had his first career interception.

James called him the "heart and soul of the middle right now." Defensive coordinator Renaldo Hill said Tranquill, in his second year in Staley's defensive system, is displaying increased confidence. Asked what Tranquill has brought in 2022, Staley said, "Consistency of performance and production in that consistency."

Still relatively new to linebacking, Tranquill described himself as very much a developing project. "I'm thinking every week about how can I improve, how can I make more plays on the ball, how can I be around the ball more," he said. "This year, it feels like it's my first year of having this as a full-time job. I feel like there's just constant room for improvement in my game."

Good but getting better, Tranquill is trying to upgrade the movie script.

Chargers' Drue Tranquill emerges as the defense's 'heart and soul'

By Elliott Teaford
Orange County Register
October 22, 2022

The Chargers are still prone to giving up big plays. They have given up more points than they have scored, one of only three teams in the NFL with a winning record to do so. But they've also cracked down on recent opponents when it mattered most and the game was on the line.

"I think we're improving more than anything," linebacker Drue Tranquill said of the Chargers' defense. "Time under task, getting more reps together, getting more experience, getting better, guys are stepping up. I think that's what I owe it to. Guys are just doing their jobs and playing their roles."

It figured that Tranquill would be the one to give a state-of-the-defense talk as the Chargers prepared to face the Seattle Seahawks on Sunday at SoFi Stadium. He has emerged as a leader of their defense, one of their best and most consistent players through the first six weeks of the season.

His standout play also is one of the reasons they've won three in a row and tied the Kansas City Chiefs for first place in the AFC West with a 4-2 record despite giving up 11 more points than they have scored. The Tennessee Titans (3-2) and Indianapolis Colts (3-2-1) are the only other winning teams with a negative points differential.

Chargers edge rusher Khalil Mack and safety Derwin James Jr. draw most of the attention and admiration from fans and media, and for good reason. Mack, a six-time Pro Bowl selection, is tied for second in the NFL with six sacks. James, a two-time Pro Bowl selection, has a team-leading 55 tackles.

Edge rusher Joey Bosa, four-time Pro Bowl pick, also would likely overshadow Tranquill if he were healthy and on the field. Bosa suffered a groin injury during the Chargers' loss Sept. 25 to the Jacksonville Jaguars and isn't expected to play again until late in the season.

Cornerback J.C. Jackson, a first-time Pro Bowl selection last season, probably would merit plenty of attention, too, if he were having a season typical of his first four seasons in the NFL while with the New England Patriots. But his play has been subpar and he was benched in Week 6 against the Denver Broncos.

Tranquill has stepped into a leadership role in recent weeks, becoming the Chargers' defensive signal caller for their Week 4 victory over the Houston Texans. He's also provided a couple of highlight-reel plays, including two sacks of the Broncos' Russell Wilson on Monday night.

James called Tranquill the defense's "heart and soul."

“You lose a superstar like Joey and the other guys have to step up and I think you’re seeing that,” Tranquill said. “I see myself commanding the huddle and quarterbacking the defense. When I got the green dot three weeks ago (as signal caller), I knew that Coach (Brandon) Staley was trusting me with a big responsibility and a big task. I was honored by it. I’m just trying to make the most out of my opportunity.”

Tranquill has 48 tackles, second behind James for the team lead. He also has two sacks, both coming in the Chargers’ 19-16 overtime victory over Denver. It was tough to know which was more impressive, although chasing down Wilson and tackling him might have been the most difficult.

“I’d say both,” James said, smiling.

As it turned out, however, Wilson was playing on an injured hamstring that will prevent him from playing in Denver’s game Sunday against the New York Jets.

Tranquill’s play more often than not has featured the routine rather than the jaw-dropping, and that’s just fine with Staley and defensive coordinator Renaldo Hill. The Chargers have been able to rely heavily on Tranquill, who has formed a solid linebacking tandem with Kenneth Murray Jr.

“You can be consistent in your job, but are you producing?” Staley said. “I think he is doing both of those things. He’s communicating at a high level, playing with a lot of energy, being a factor in the run game, pass game, pass-rush. He’s having a really nice season and I think he and Kenny are playing really well together.”

Asked what he’s witnessed from Tranquill this season, Hill said, “His command. It’s his second year in the system, so he’s confident. He’s asking all of the right questions. He wants to know those questions so that he can solve the problems on the field. That’s what we’re seeing.”

MIKE WILLIAMS

'He gave everything he had': How Mike Williams earned his extension with the Chargers

By Daniel Popper
The Athletic
March 8, 2022

If you want to know what Mike Williams means to the Chargers — and what the Chargers mean to Mike Williams — you can start in the fourth quarter and overtime of the team's season-ending loss to the Raiders in Las Vegas.

Justin Herbert was leading and willing the Chargers on one of the most improbable comebacks in recent NFL history. And he was doing so by peppering his most trustworthy weapon with targets. Throw after throw headed Williams' direction, and catch after catch was made. Williams was in pain, though. He had banged up his leg diving for a pass in the end zone on a third-and-21 with less than five minutes remaining. After the play, Williams limped to the sideline and crouched, looking on as Herbert hit Joshua Palmer for a fourth-down touchdown.

Williams returned for the next series, diving and selling out as Herbert kept firing his way. He saved the limping for in between plays. When the ball was snapped, Williams went into playmaking mode. The Chargers fell short, of course. But over the final 8:23 of the fourth quarter and in overtime, Williams was targeted 13 times. He caught seven of those targets for 111 yards and the game-tying touchdown. Five went for first-down conversions, including two on fourth down.

"I was hurting," Williams said after the game. "But I needed to get back out there and try to help the team get the dub."

Chargers general manager Tom Telesco had walked down to the field from his box to watch overtime.

"He gave everything he had," Telesco said of Williams' effort that night. "He had nothing left by the time he got to the end of that game."

That effort — and a career season of production — was rewarded Tuesday when the Chargers reached an agreement with Williams on a three-year, \$60 million contract. The Athletic confirmed. The deal includes \$40 million fully guaranteed at signing, according to a source, a massive number considering the total value of the contract. And it came hours before the franchise-tag deadline. The Chargers could have tagged Williams and given themselves until July to negotiate a long-term extension. That they got this deal done before the deadline shows, better than anything, how the organization feels about Williams.

At \$20 million in average annual value, Williams is now tied with Amari Cooper as the fourth-highest paid wide receiver in the NFL, just behind teammate Keenan Allen, who signed a four-year extension in 2020 worth \$20.25 million in average annual value. Williams' \$40 million in fully guaranteed money is tied with Cooper for the third-most among wide receivers. Only DeAndre Hopkins and Julio Jones signed for more fully guaranteed money.

A year ago, this level of contract for Williams would have been shocking. But the former No. 7 overall pick realized his full potential under head coach Brandon Staley and offensive coordinator Joe Lombardi in 2021.

Staley, specifically, had a defined vision for what Williams could be: Not just a deep-field 50-50-ball threat, but a fully-rounded receiver who could attack in the short and intermediate areas of the field. Williams ran more slants, shallow crossers, digs and out. He was incorporated as the feature receiver in the Chargers' advantage-look game, a branch of their run-pass-option scheme. Oftentimes, Lombardi would call a run play into Herbert with what the Chargers staff termed an "advantage" tag. If Williams was covered one-on-one, Herbert could kill the run play and throw to Williams on a number of routes, often times a slant, a smoke route (a quick horizontal throw to the outside) or, if the Chargers were in the red zone, a fade route.

This vision unlocked Williams, and his production soared. Williams set a career high in targets with 129. His previous high was 90. He set a career high in catches with 76. His previous high was 49. He set a career high in yards with 1,146. His previous high was 1,001. And he caught nine touchdowns, one shy of his career high of 10.

Underlying this breakout season was a profound and burgeoning connection with Herbert — one that will only continue to grow with Williams locked up for multiple seasons.

"Mike's a special player," Herbert said in January. "I knew, as soon as I got here, how gifted he was, and what he's able to do with the 50-50 balls. I don't think he gets enough credit for the routes that he runs and the separation. He does such a great job in practice, in games, in the meeting room and in the weight room. He's a really good teammate."

With Allen and Williams both on lucrative extensions, the Chargers are devoting a solid chunk of their salary cap to one position group. But that is possible thanks to their elite quarterback playing on a cheap rookie contract.

Based on the contract numbers, I would expect Williams' 2022 cap hit to be around \$10 million, give or take. That is well below the franchise-tag cap hit of \$18.419 million, and those added savings this season were certainly a factor in the Chargers getting this extension done.

Williams earned this contract. No question about it. And do not overlook how much his willingness to play through pain — something he has done throughout his Chargers career, including in 2019, when he had a bone bruise in his knee for the final 14 games of the season — contributed to this payday.

Toughness is just as much a part of Williams' skill set as his contested-catch prowess.

He proved that in Vegas.

"If we would have won that game, it would have been a performance we would have been talking about well after the fact," Telesco said in January.

We are talking about it now.

"I'm thankful we drafted him," Telesco said. "I'm thankful he's here."

Mike Williams credits Chargers' coaching staff for throwing new contract his way

By Jeff Miller
Los Angeles Times
March 9, 2022

Brandon Staley's impact was obvious during his first season as an NFL head coach, from his fourth-down decisions to his viral news conference clips and decidedly untraditional candor.

His influence also was profound when it comes to Mike Williams and the contract extension the Chargers wide receiver signed this week.

Under Staley and offensive coordinator Joe Lombardi, Williams' role expanded exponentially in 2021, leading to a deal that guarantees him \$40 million and is worth up to \$60 million over the next three seasons.

"I'm very grateful for that," Williams said Wednesday during a media conference. "I tell them that all the time. I always tell them, 'Thank you. I appreciate you' because, I mean, without them, I probably wouldn't be in this situation."

Williams finished last season with 76 receptions for 1,146 yards — both career highs — and nine touchdowns. He was targeted 129 times, 39 more than his previous single-season best.

After being more of a red-zone and deep-ball specialist in his first three seasons in the league, Williams was dispatched all over the field and in a variety of routes by Lombardi.

His emergence included setting an NFL season record with five go-ahead touchdowns in the fourth quarter or overtime.

"When the big light's on, I'm ready to make plays," Williams said. "When everybody's watching, when the team needs a play, I feel like I'm capable of making that play. I just trust in my ability."

Williams, 27, is now one of six NFL receivers with a contract worth as much as \$20 million per season. The group includes one of his teammates, Keenan Allen, who signed a four-year deal worth up to \$80.1 million in September 2020. A pending free agent, Williams said his motivation from the start of this offseason was to remain with the Chargers, citing, among other things, the presence of quarterback Justin Herbert, who made his first Pro Bowl in his second season.

"That was a big part of it, too, just to be with a quarterback who's a franchise quarterback and able to do the things he's able to do to get me the ball," Williams said. "That was huge."