



BALTIMORE RAVENS GAME RELEASE

UNDER ARMOUR PERFORMANCE CENTER | 1 WINNING DRIVE | OWINGS MILLS, MD
@RAVENS | @RAVENS_COMMS | @RAVENSCOMMUNITY

WORLD CHAMPIONS: SUPER BOWL XXXV (2000) & SUPER BOWL XLVII (2012)



BALTIMORE RAVENS AT LOS ANGELES CHARGERS

WEEK 12 – MONDAY, NOV. 25 – 8:15 P.M.
SoFi Stadium (70,240)



(7-4)

(7-3)

QUICK HITS

- ✗ The Baltimore Ravens (7-4) venture west to battle the Los Angeles Chargers (7-3) on ESPN's Monday Night Football. Both teams sit second in their respective divisions, with Baltimore winning seven of its past nine games, while Los Angeles has won four straight.
- ✗ This contest marks the third matchup between brothers Jim and **John Harbaugh**. In the NFL's first-ever game featuring brothers as opposing head coaches, John's Ravens bested Jim's 49ers, 16-6, in a 2011 Thanksgiving Night special. Then during the 2012 season, the Ravens topped SF, 34-31, to win Super Bowl XLVII.
- ✗ In his 17th season, **John Harbaugh** stands as the NFL's second-longest-tenured coach (Mike Tomlin – 18). He has led Baltimore to 11 playoff berths and produced a 179-113 overall record (including playoffs), while Jim has accumulated a 56-25-1 overall mark in his five NFL seasons.
- ✗ Baltimore is 9-6 (including playoffs) in the all-time series vs. the Chargers, including a 6-3 mark under **John Harbaugh**. The Ravens have won the past two meetings, including a 20-10 decision in Week 12 at LAC last season, and have posted a 4-1 record when facing the Chargers in California.
- ✗ The NFL's No. 1 offense (430.1 ypg) is led by two-time MVP **QB Lamar Jackson**, who's been outstanding both passing (2,876 yards, 25 TDs & 3 INTs for an NFL-best 117.3 rating) and rushing (584 yards & 2 TDs).
- ✗ Baltimore's No. 2-ranked ground attack (177.3 ypg) is fueled by **RB Derrick Henry**, who leads the league in rushing yards (1,185) and total TDs (15 – 13 rushing & 2 receiving).

PRACTICE / MEDIA SCHEDULE

Wed. Nov. 20:	1:40 p.m. Practice / Media Viewing
	3:30 p.m. Open Locker Room
Thurs. Nov. 21:	1:40 p.m. Practice / Media Viewing
	3:30 p.m. John Harbaugh / Key Players Podium & Open LR
Fri. Nov. 22:	1:40 p.m. Practice / Media Viewing
	3:30 p.m. Coordinators Podium & Open Locker Room
Sat. Nov. 23:	11:30 a.m. Practice / Media Viewing
	1:15 p.m. John Harbaugh Podium & Open Locker Room

CALLING THE ACTION

- Television:** ESPN Monday Night Football / WMAR Ch. 2 (Baltimore)
 ✗ Joe Buck (PBP) ✗ Troy Aikman (analyst) ✗ Lisa Salters (sideline)
Local Radio: WBAL 1090 AM / 98Rock (97.9 FM) / SiriusXM Radio Ch. 83 or 225
 ✗ Gerry Sandusky (PBP) ✗ Rod Woodson (analyst)
National Radio: Westwood One Sports
 ✗ Kevin Harlan (PBP) ✗ Kurt Warner (analyst)

COACH HARBAUGH SAYS

ON COMPETITIVE NATURE & APPROACH TO CHASING SUCCESS EACH WEEK:
 "You can't get all down on yourself and start saying, 'Oh, we didn't do this right. We didn't do that right. We're going to beat ourselves up.' You feel bad about it, but then you pick yourself up off the mat and go to work, because we have a big game coming up. If we win this game, we're going to be in great shape. If we don't win this game, it's not going to be the end of the world; that's just a fact, and we'll go to the next game. We have a bunch of fighters, we have a bunch of competitors, and we're going to make the best decisions we can that are best for our team to play the best football that they can the very next week coming up."

INJURY UPDATE

CB Arthur Maulet (calf) did not play last Sunday at Pittsburgh. All-Pro **LB Roquan Smith** (hamstring) left the Steelers game and did not return, as did rookie **S Sanoussi Kane** (ankle), who's been a special teams standout this season.

NOTE THE QUOTE

THE ATHLETIC'S DERRICK KLASSEN ON S KYLE HAMILTON:
 "He is truly a one of one, in terms of body type, physicality and coverage skill. When you have an organization that is so well-honed to what they want to do and what they want to be, to have a player of this caliber, I think they're always going to get the best out of him."

WEEK 12 SPOTLIGHT

HENRY'S NFL RANKINGS - ENTERING WEEK 12 -

Category	Stat	Rank
Rush Yards	1,185	1
Rush TDs	13	1
Total TDs	15	1
Rush 1st Downs	52	1
20+ Yd Runs	13	1
Rush Att.	197	1t
Rush YPC Avg.*	6.0	1

* Among RBs
 (In the NFL overall, Henry's 6.0 YPC ranks No. 2, behind Lamar Jackson's 6.1 mark.)



22 DERRICK HENRY

MOST RAVENS RUSHING TDs Single-Season History

Rk.	Player (Year)	TDs
1.	Jamal Lewis (2003)	14
2.	Derrick Henry (2024)	13
	Gus Edwards (2023)	13

MOST RAVENS TOTAL TDs Single-Season History

Rk.	Player (Year)	TDs
1.	Derrick Henry (2024)	15
	Mark Ingram II (2019)	15
	Ray Rice (2011)	15

SCHEDULE, STANDINGS & NOTES OF THE WEEK

2024 SCHEDULE / RESULTS (7-4)

DATE	OPPONENT	TIME / RESULT
Thurs. Sept. 5	at Kansas City Chiefs	L, 20-27
Sun. Sept. 15	LAS VEGAS RAIDERS	L, 23-26
Sun. Sept. 22	at Dallas Cowboys	W, 28-25
Sun. Sept. 29	BUFFALO BILLS	W, 35-10
Sun. Oct. 6	at Cincinnati Bengals	W, 41-38 (OT)
Sun. Oct. 13	WASHINGTON COMMANDERS	W, 30-23
Mon. Oct. 21	at Tampa Bay Buccaneers	W, 41-31
Sun. Oct. 27	at Cleveland Browns	L, 24-29
Sun. Nov. 3	DENVER BRONCOS	W, 41-10
Thurs. Nov. 7	CINCINNATI BENGALS	W, 35-34
Sun. Nov. 17	at Pittsburgh Steelers	L, 16-18
Mon. Nov. 25	at Los Angeles Chargers	8:15 p.m. (ESPN)
Sun. Dec. 1*	PHILADELPHIA EAGLES	4:25 p.m. (CBS)
Sun. Dec. 8	BYE	
Sun. Dec. 15*	at New York Giants	1 p.m. (CBS)
Sat. Dec. 21*	PITTSBURGH STEELERS	4:30 p.m. (FOX)
Wed. Dec. 25	at Houston Texans	4:30 p.m. (Netflix)^
TBD	TBD	TBD
TBD	CLEVELAND BROWNS	TBD

*Flexible Scheduling Games ^Also available on TV locally Home Games in CAPS All Times Eastern

NUMBERS TO NOTE

4 – Players in the Super Bowl Era to score at least 1 TD in each of the first 11 games of a season: **RB Derrick Henry** (first 11 in 2024), O.J. Simpson (first 14 in 1975), Jerry Rice (first 12 in 1987) and John Riggins (first 12 in 1983).

5 – INTs this season by **CB Marlon Humphrey**, ranking No. 1 among all NFL CBs and third most overall in the league.

.700 – The Ravens' winning percentage in primetime games under head coach **John Harbaugh** (since 2008), ranking as the NFL's best record (42-18). In *road* primetime games, the Ravens are 20-15, which stands as the NFL's third-best mark since 2008.

14-7 – The Ravens' record on Monday Night Football under head coach **John Harbaugh**, including 11-6 on the road. This Week 12 contest at LAC marks Baltimore's 22nd MNF game during the Harbaugh Era (since 2008), with 18 of these contests being scheduled on the road.

14 – Consecutive games the Ravens have recorded 2+ sacks, marking the NFL's longest-active streak. (Washington is second with nine such games.)

49 – Consecutive games the Ravens have recorded at least 1 sack, marking the NFL's longest-active streak. The 49-game stretch also stands as the longest streak in franchise history and the 13th-longest streak in NFL history.

77.8 – Red zone TD percentage by Baltimore's offense, which ranks No. 1 in the NFL. (Cincy is second at 69.7%.)

2024 AFC NORTH STANDINGS

Team	W	L	T	Home	Road	Div.	Con.	PF	PA	Strk
Pittsburgh	8	2	0	4-1	4-1	1-0	5-1	233	162	W5
Baltimore	7	4	0	4-1	3-3	2-2	4-4	334	271	L1
Cincinnati	4	7	0	1-4	3-3	1-2	2-5	297	296	L2
Cleveland	2	8	0	1-4	1-4	1-1	2-3	162	248	L2



JOE D'ALESSANDRIS
1954-2024



JACOBY JONES
1984-2024

"We want to honor Joe D'Alessandris with this season, and we want to honor Jacoby Jones with this season. Those are two people who we're going to dedicate our season to this year, and we'll do everything we can to make them proud of us when they're watching from where they're watching. We appreciate those two great men very much."

- Head Coach John Harbaugh

NOTE OF THE WEEK I

✗ **QB Lamar Jackson** owns a 124.0 career passer rating on Monday Night Football, the best ever by a starting QB.

- 124.0 -	- 20 -	- 0 -	- 6-2 -
Passer Rating	TD Passes	Interceptions	MNF Record

NOTE OF THE WEEK II

✗ Super Bowl-winning head coach **John Harbaugh** has led the Ravens to 179 total wins since his 2008 arrival, tying (Pit.) for the NFL's third most.

✗ Under Harbaugh (since 2008), the Ravens are the only team to rank Top 5 in three key margin categories: points (No. 2 w/ +1,452), yards (No. 2 w/ +9,135) and turnovers (No. 4 w/ +64).



HC JOHN HARBAUGH

NOTE OF THE WEEK III

JACKSON'S NFL RANKINGS

- ENTERING WEEK 12 -

Category	Stat	Rank
QB Rating	117.3	1
Pass TD Pct.	7.8	1
Total Yards	3,460	1
QB Rush Yards	584	1
Pass Yards	2,876	2
Pass TDs	25	2
Yds/Pass Att.	8.96	2
TD/INT Diff.	+22	2

Hot in the RZ

Jackson has been especially effective in the red zone this season, throwing 21 TDs & 0 INTs on 32-of-46 passing for a 124.0 QB rating.



QB LAMAR JACKSON

BROADCAST INFO & WHAT TO LOOK FOR

2024 COACHING LIST

Name (Coaching Experience: (NFL/Ravens))	Title
John Harbaugh (27/17)	Head Coach
Chris Hewitt (13/13)	Assistant Head Coach/Pass Game Coordinator
Chris Horton (11/11)	Special Teams Coordinator
Todd Monken (10/2)	Offensive Coordinator
Zach Orr (8/7)	Defensive Coordinator
Danny Breyer (8/2)	Offensive Assistant
Randy Brown (21/17)	Senior Special Teams
Brendan Clark (3/3)	Defensive Quality Control
Mark DeLeone (11/1)	Inside Linebackers
Scott Elliott (6/6)	Strength & Conditioning Coordinator
George Godsey (14/3)	Tight Ends
Dennis Johnson (1/1)	Defensive Line
Sam Koch (3/3)	Assistant Special Teams
Greg Lewis (10/2)	Wide Receivers
Doug Mallory (7/1)	Secondary
Tee Martin (4/4)	Quarterbacks
Matt Robinson (4/4)	Assistant Defensive Line/Outside Linebackers
Adam Schrack (4/4)	Offensive Quality Control
Chuck Smith (3/2)	Pass Rush
Daniel Stern (9/9)	Director of Football Strategy/Assistant Quarterbacks
Travis Switzer (8/8)	Run Game Coordinator
Willie Taggart (2/2)	Running Backs
George Warhop (28/1)	Offensive Line
Travelle Wharton (7/1)	Assistant Offensive Line

2024 PRONUNCIATION GUIDE

Player	Pronunciation
Nelson Agholor	AGG-uh-lore
Malaesala Aumavae-Laulu (PS)	muh-lie-SAUL-uh, ah-moo-VYE, law-OH-loo
Beau Brade	BRAID
Daniel Faalele	FAH-ah-LAY-lay
Sanoussi Kane	sa-NEW-see
Charlie Kolar	KOH-ler
William Kwenkeu (PS)	KWEN-kuh
Nnamdi Madubuike	NAHM-dee, mad-uh-BEE-kay
Patrick Mekari	muh-CARE-ee
Zaire Mitchell-Paden (PS)	zah-AIR, MITCH-uhl PAY-den
Adedayo Odeleye (PS)	AH-deh-DIE-oh, OH-deh-lay
David Ojabo	oh-JOBB-oh
Odafe Oweh	uh-DAH-fay, O-way
Nick Samac	SAY-mack
Josh Tupou (PS)	TOO-poe
Tylan Wallace	TIE-luhn
Ar'Darius Washington	ar-DARE-ee-us
Coach	Pronunciation
George Godsey	GOD-see
Sam Koch	Cook

2024 HONOR ROLL

Player	Award
RB Derrick Henry	2x AFC Offensive Player of the Week (W4, W6) FedEx Ground Player of the Week (Week 4) NFLPA Community MVP (Week 10)
QB Lamar Jackson	AFC Player of the Month (October) 3x AFC Offensive Player of the Week (W5, W7, W10)
OLB Kyle Van Noy	AFC Defensive Player of the Month (September)
CB Nate Wiggins	NFLPA Community MVP (Week 5)

WHAT TO LOOK FOR THIS WEEK

TE MARK ANDREWS

- ✗ Andrews (45 TDs) is 2 TDs shy of tying RB Jamal Lewis' franchise record of 47 total TDs in a Ravens career.
- ✗ Andrews (379 receiving yards & 5 receiving TDs) is 121 receiving yards shy of his sixth-consecutive season with at least 500 receiving yards and 5 receiving TDs. Andrews' six total seasons reaching those marks would break a tie with TE Todd Heap (five) for the most by any player in Ravens history.

WR ZAY FLOWERS

- ✗ Flowers (four games) needs another 100-yard receiving performance this season to tie TE Mark Andrews (five in 2021) for the most times reaching the mark within a single season in Ravens history. It would also be Flowers' sixth-career 100-yard receiving outing, breaking a tie with WR Mark Clayton (2005-06) for the most by a Raven within the first two seasons of a career.

RB DERRICK HENRY (SEE PAGE 26)

CB MARLON HUMPHREY

- ✗ Humphrey (nine straight) needs another PD in Week 12 to surpass DB Lardarius Webb (also nine) for the most consecutive games (10) by a Raven with at least 1 PD since the stat became available in 1999.

QB LAMAR JACKSON

- ✗ Jackson (584 rushing yards) needs 16 rushing yards to post his seventh season reaching 600 rushing yards. Incredibly, the seven-year pro would reach the mark in his seventh-consecutive season. No QB outside of Jackson has recorded more than four 600-yard rushing seasons.
- ✗ Jackson (2,876 passing yards & 584 rushing yards) needs 124 passing yards and 16 rushing yards to post his second-consecutive season with at least 3,000 passing yards and 600 rushing yards. Only four other QBs since the merger (Josh Allen from 2021-22, Randall Cunningham from 1988-1990, Jalen Hurts from 2021-23 and Cam Newton from 2011-12) have stacked consecutive such seasons.
- ✗ Jackson (39 games) needs to lead his team in passing yards and rushing yards on one more occasion to tie QB Cam Newton (40) for the most such performances in NFL history.

K JUSTIN TUCKER

- ✗ Tucker (1,735 points) is 9 points shy of surpassing K Stephen Gostkowski (1,743) for the most points scored in Years 1-13 of an NFL career.

OLB KYLE VAN NOY

- ✗ Van Noy (49.5 sacks) needs a half-sack to reach 50 in his career.

2024 BROADCAST INFORMATION

- ✗ The Ravens' 2024 radio team features Gerry Sandusky and Hall of Famer and former Ravens DB Rod Woodson. Sandusky delivers the play-by-play for the broadcast team, while Woodson serves as the color analyst.
- ✗ Games can be heard on 98Rock WIYY (97.9 FM), WBAL 1090 AM/101.5 FM, ESPN 630 AM (Washington, D.C.), baltimoreravens.com and in the Ravens mobile app (in Baltimore). This network broadcasts each game with affiliates spanning four states – Maryland, Kentucky, Pennsylvania and West Virginia – and Washington, D.C.
- ✗ The WBAL/98Rock pre-game show consists of Keith Mills, Kirk McEwen and Valerie Preactor, while post-game coverage will be led by Mills and Pete Medhurst.
- ✗ With a crew consisting of David Andrade (play-by-play), Allen Gutierrez (analyst) and Victor Flores (producer), the Spanish radio broadcast of all Ravens games can be heard on WLZL El Zol 107.9 FM. The broadcast will also stream digitally on the Ravens Mobile App and the Ravens' and Tico Sports' respective websites.



RAVENS / CHARGERS INFORMATION

2024 NFL RANKINGS

OFFENSE

Category	-- Ravens --		-- Chargers --	
	Stats	Rank	Stats	Rank
Total Offense	430.1	1	326.4	18
Rush Offense	177.3	2	121.6	12
Pass Offense	252.8	3	204.8	19
Points Per Game	30.4	2	22.0	18
3rd-Down Off. %	46.2	3	38.8	15
4th-Down Off. %	57.1	17t	66.7	6t
Red Zone Off. (TD%)	77.8	1	53.8	21

DEFENSE

Category	-- Ravens --		-- Chargers --	
	Stats	Rank	Stats	Rank
Total Defense	362.0	26	317.1	11
Rush Defense	77.5	2	110.5	11
Pass Defense	284.5	32	206.6	12
Points Per Game	24.6	23	14.5	1
3rd-Down Def. %	44.4	28	32.3	2
4th-Down Def. %	40.0	5	64.3	20
Red Zone Def. (TD%)	52.8	13	40.9	2

TEAM

Category	-- Ravens --		-- Chargers --	
	Stats	Rank	Stats	Rank
Turnover Margin	+2	12t	+8	5t
Penalties	92	32	53	4
Penalty Yards	763	32	411	1

RAVENS-CHARGERS SERIES HISTORY

Regular Season

All-Time: Ravens lead, 9-5

John Harbaugh Era: Ravens lead, 6-2

Postseason

All-Time: Chargers lead, 1-0

John Harbaugh Era: Chargers lead, 1-0

RAVENS-CHARGERS REGULAR SEASON SERIES HISTORY

Date	Winner	Score/Site	Attend.
09/28/97	Chargers	21-17 @ SD	54,094
11/15/98	Chargers	14-13 @ SD	54,388
12/10/00	Ravens	24-3 Bal.	68,805
09/21/03	Ravens	24-10 @ SD	52,028
10/01/06	Ravens	16-13 Bal.	70,743
11/25/07	Chargers	32-14 @ SD	63,337
09/20/09	Ravens	31-26 @ SD	66,882
12/18/11	Chargers	34-14 @ SD	67,242
11/25/12	Ravens	16-13 @ SD OT	57,882
11/30/14	Chargers	34-33 Bal.	71,060
11/01/15	Ravens	29-26 Bal.	70,829
12/22/18	Ravens	22-10 @ LAC	25,571
10/17/21	Ravens	34-6 Bal.	70,704
11/26/23	Ravens	20-10 @ LAC	70,240

RAVENS-CHARGERS POSTSEASON SERIES HISTORY

Date	Winner	Score/Site	Attend.
01/06/19	Chargers (WC)	23-17 Bal.	70,432

2024 RAVENS / CHARGERS LEADERS

PASSING YARDS (TDs/INTs)

Lamar Jackson 2,876 (25/3) Justin Herbert 2,186 (13/1)

RUSHING YARDS (AVG.)

Derrick Henry 1,185 (6.0) J.K. Dobbins 726 (4.8)
Lamar Jackson 584 (6.1) Gus Edwards 195 (3.6)

RECEIVING YARDS (CATCHES)

Zay Flowers 727 (52) Ladd McConkey 615 (43)
Rashod Bateman 531 (33) Joshua Palmer 365 (20)
Mark Andrews 379 (32) Quentin Johnston 354 (22)

POINTS

Derrick Henry 90 Cameron Dicker 82
Justin Tucker 86 J.K. Dobbins 48

INTERCEPTIONS (YARDS)

Marlon Humphrey 5 (0) Elijah Molden 3 (28)
Smith / Washington 1 (N/A) Six Players 1 (N/A)

SACKS (YARDS)

Odafe Oweh 7 (53) Tuli Tuipulotu 7 (17.5)
Kyle Van Noy 7 (47) Bud Dupree 5 (20)
Nnamdi Madubuike 5 (15) Khalil Mack 4.5 (32)

TACKLES (SOLO)

Roquan Smith 110 (61) Daiyan Henley 89 (57)
Kyle Hamilton 81 (59) Derwin James 59 (38)

GROSS PUNTING (NET)

Jordan Stout 47.3 (42.3) J.K. Scott 47.7 (42.6)

FIELD GOALS (PCT.)

Justin Tucker 16/22 (72.7) Cameron Dicker 21/23 (91.3)

PUNT RETURN YARDS (AVG.)

Deonte Harty (IR) 85 (10.6) Derius Davis 171 (14.3)

KICKOFF RETURN YARDS (AVG.)

Justice Hill 124 (31.0) Derius Davis 173 (28.8)

2024 TALE OF THE TAPE

Category	Ravens	Chargers
Record	7-4	7-3
Longest Winning Streak	5	4
Points Scored	334	220
TDs Scored	41	23
Rushing TDs Scored	15	10
Passing TDs Scored	25	13
TDs on Returns	1	0
Points Against	271	145
TDs Allowed	29	15
Rushing TDs Allowed	7	3
Passing TDs Allowed	22	12
TDs on Returns Allowed	0	0
KOR Avg. For	24.9	28.8
KOR Avg. Against	26.6	28.5
PR Avg. For	11.3	13.3
PR Avg. Against	7.2	9.5
Sacks	35	34
Sacks Allowed	15	26
Interceptions	7	9
Interceptions Thrown	3	1
Fumbles Lost/Recovered	6/4	4/4

BALTIMORE'S 2024 OPPONENTS

SERIES HISTORY (REG. SEASON)	2024 RECORD	KEY FACTS & FIGURES / 2024 GAME RECAP
 <p>Ravens Record: 4-8 Home: 2-5 Away: 2-3 Last: L, 20-27 – 9/5/24 at KC</p>	<p>Overall: 9-1 Home: 5-0 Away: 4-1 Division Rank: 1st</p>	<p>Baltimore dropped its opener (9/5/24) for just the fifth time (also 2013-15, 2021) under "Harbs" (since 2008). QB Lamar Jackson recorded a Week 1 record (122) for the most rushing yards by a QB. TE Isaiah Likely posted team and career highs in receptions (9) and receiving yards (111), while registering a 49-yard TD grab.</p>
 <p>Ravens Record: 8-5 Home: 6-2 Away: 2-3 Last: L, 23-26 – 9/15/24 vs. LV</p>	<p>Overall: 2-8 Home: 1-3 Away: 1-5 Division Rank: 4th</p>	<p>The Ravens fell to the visiting Raiders (9/15/24), 23-26, following a K Daniel Carlson 38-yard FG with :27 remaining in regulation. Baltimore has now started 0-2 for just the second time (2015) during head coach John Harbaugh's 17 seasons at the helm. OLB Odafe Oweh tallied 5 tackles, a career-high 2.5 sacks and 1 FF.</p>
 <p>Ravens Record: 6-1 Home: 4-0 Away: 2-1 Last: W, 28-25 – 9/22/24 vs. Dal.</p>	<p>Overall: 3-7 Home: 0-4 Away: 3-3 Division Rank: 3rd</p>	<p>QB Lamar Jackson moved to 21-1 as a starter against the NFC after a 28-25 victory at Dallas (9/22/24). RB Derrick Henry totaled 151 rushing yards and 2 TDs, leading a rushing attack that totaled 274 yards and 3 TDs on 6.1 ypc. OLB Kyle Van Noy registered 2 sacks, and S Kyle Hamilton posted a career-high 12 tackles (7 solo).</p>
 <p>Ravens Record: 7-4 Home: 6-2 Away: 1-2 Last: W, 35-10 – 9/29/24 vs. Buf.</p>	<p>Overall: 9-2 Home: 5-0 Away: 4-2 Division Rank: 1st</p>	<p>Baltimore rushed for 271 yards on 34 attempts (8.0 avg.), while limiting Buffalo's No. 1-ranked scoring offense (37.3 ppg) to 10 points in the 25-point primetime win (9/29/24). RB Derrick Henry rumbled for a game-high 199 rushing yards and 1 TD, while OLB Kyle Van Noy posted his third-straight multi-sack game.</p>
 <p>Ravens Record: 32-26 Home: 20-9 Away: 12-17 Last: W, 35-34 – 11/7/24 vs. Cin.</p>	<p>Overall: 4-7 Home: 1-4 Away: 3-3 Division Rank: 3rd</p>	<p>For the second-consecutive season (2023-24), Baltimore swept the season series against Cincinnati, after an OT win in Week 5 and Thursday night victory in Week 10. The 148 combined points between both Ravens-Bengals affairs this season marked the most in any single-season series in Baltimore's history.</p>
 <p>Ravens Record: 5-3 Home: 2-1 Away: 3-2 Last: W, 30-23 – 10/13/24 vs. Was.</p>	<p>Overall: 7-4 Home: 4-1 Away: 3-3 Division Rank: 2nd</p>	<p>Baltimore racked up 484 yards of offense (308 passing & 176 rushing) in the 30-23 win vs. Washington (10/13/24). Baltimore's defense limited Washington, which entered No. 1 in third-down conversion rate (51.7%) and No. 2 in rushing (178.4 ypg), to 4-of-12 (33%) on third down and 52 ground yards.</p>
 <p>Ravens Record: 6-2 Home: 2-1 Away: 4-1 Last: W, 41-31 – 10/22/24 at TB</p>	<p>Overall: 4-6 Home: 2-4 Away: 2-2 Division Rank: 2nd</p>	<p>Baltimore earned its fifth-straight victory after defeating the Buccaneers, 41-31, at Tampa Bay on Monday Night Football (10/21/24). QB Lamar Jackson finished with 5 passing TDs, leading an offense that averaged a franchise-record 9.4 yards per play. CB Marlon Humphrey posted the first mult-INT game of his career.</p>
 <p>Ravens Record: 36-15 Home: 19-6 Away: 17-9 Last: L, 24-29 – 10/27/24 at Cle.</p>	<p>Overall: 2-8 Home: 1-4 Away: 1-4 Division Rank: 4th</p>	<p>Baltimore's five-game winning streak was snapped with a 29-24 loss at Cleveland (10/27/24). QB Lamar Jackson notched his fourth-straight game with at least 250 passing yards and 40 rushing yards to set a new NFL record. RB Derrick Henry reached the end zone for his eighth-straight game to set a new Ravens record.</p>
 <p>Ravens Record: 9-6 Home: 7-1 Away: 2-5 Last: W, 41-10 – 11/3/24 vs. Den.</p>	<p>Overall: 6-5 Home: 3-2 Away: 3-3 Division Rank: 3rd</p>	<p>The Ravens improved to 6-3 after a 41-10 victory vs. Denver (11/3/24). QB Lamar Jackson registered a perfect 158.3 passer rating for the fourth time in his career, while connecting with WR Zay Flowers for 2 TD grabs. RB Derrick Henry notched 2 rushing TDs, eclipsing 100 career ground scores in the contest.</p>
 <p>Ravens Record: 24-33 Home: 13-15 Away: 11-18 Last: L, 16-18 – 11/17/24 at Pit.</p>	<p>Overall: 8-2 Home: 4-1 Away: 4-1 Division Rank: 1st</p>	<p>Baltimore fell to the Steelers, 16-18, at Pittsburgh (11/17/24) in the ninth-straight one-score game between the two teams. The Ravens limited the Steelers to 4-of-16 (25%) on third down and 0-for-4 in the red zone, forcing 6 FGs. It marks the first time in this storied rivalry that the victors were held without a TD.</p>
 <p>Ravens Record: 9-5 Home: 4-1 Away: 5-4 Last: W, 20-10 – 11/26/23 at LAC</p>	<p>Overall: 7-3 Home: 4-1 Away: 3-2 Division Rank: 2nd</p>	<p>The Ravens have won each of their past four contests against the Chargers, permitting 10-or-fewer points in each of the last three. This marks the second-ever regular season matchup between teams coached by brothers Jim & John Harbaugh (11/24/11, Bal. vs. SF), who also faced each other in Super Bowl XLVII (2/3/13).</p>
 <p>Ravens Record: 3-2-1 Home: 2-0-1 Away: 1-2 Last: W, 30-28 – 10/18/20 at Phi.</p>	<p>Overall: 8-2 Home: 4-1 Away: 4-1 Division Rank: 1st</p>	<p>Five of the six matchups between Baltimore and Philadelphia have been decided by one score or less, and Baltimore has rushed for over 100 yards in every meeting. In a 2008 contest with the Eagles (11/26/08), Ravens S Ed Reed notched a record-setting 107-yard pick-6 to highlight Baltimore's dominating 36-7 win.</p>
 <p>Ravens Record: 4-3 Home: 3-0 Away: 1-3 Last: L, 24-20 – 10/16/22 at NYG</p>	<p>Overall: 2-8 Home: 0-5 Away: 2-3 Division Rank: 4th</p>	<p>Having split the past four meetings with New York, Baltimore will look to best the Giants in the Big Apple for the first time since 1997. The Giants are one of two teams (also Minnesota) that Baltimore hasn't conquered on the road under head coach John Harbaugh.</p>
 <p>Ravens Record: 10-2 Home: 6-0 Away: 4-2 Last: W, 25-9 – 9/10/23 vs. Hou.</p>	<p>Overall: 7-4 Home: 4-1 Away: 3-3 Division Rank: 1st</p>	<p>Baltimore has won its past five games against Houston, totaling a +98 point margin in those contests. While with the Titans, RB Derrick Henry once posted a record-setting streak of four consecutive games against Houston with at least 200 rushing yards. His six such performances overall tie for the most in NFL history.</p>

RAVENS WINNING WAYS

TOP FRANCHISES / SINCE 2000

TOTAL WINS

1. New England Patriots..... 299
2. Pittsburgh Steelers 268
3. Green Bay Packers 262
- 4. Baltimore Ravens 256**
5. Philadelphia Eagles 252
6. Indianapolis Colts..... 248

SUPER BOWL BERTHS

1. New England Patriots..... 9
2. Kansas City 4
3. LAR, NYG, Phi..... 3
- Pit., Sea., SF 3
- 9. Baltimore Ravens 2**
- Car., Den., Ind., TB 2

SUPER BOWL TITLES

1. New England Patriots..... 6
2. Kansas City Chiefs 3
- 3. Baltimore Ravens 2**
- NYG, Pit., TB 2
7. Den., GB, Ind., LAR 1
- NO, Phi., Sea..... 1

CONF. TITLE GAMES

1. New England Patriots..... 13
2. Philadelphia 7
- San Francisco 7
4. Green Bay Packers 6
- KC, Pit. 6
- 7. Baltimore Ravens 5**

WINNING SEASONS

1. New England Patriots..... 20
2. Pittsburgh Steelers 19
3. Green Bay Packers 18
- 4. Baltimore Ravens 17**
- Ind., Phi., Sea. 17

PLAYOFF BERTHS

1. New England Patriots..... 18
2. Green Bay Packers 17
3. Philadelphia Eagles 16
- 4. Baltimore Ravens 15**
- Ind., Pit., Sea..... 15

PLAYOFF GAMES

1. New England Patriots..... 42
2. Green Bay Packers 31
- Philadelphia Eagles 31
- 4. Baltimore Ravens 30**
5. Pit., Sea..... 28

PLAYOFF WINS

1. New England Patriots..... 30
- 2. Baltimore Ravens 17**
3. Kansas City Chiefs 16
- Philadelphia Eagles 16
5. GB/Pit. 15

TWO-TIME SUPER BOWL CHAMPIONS



In a magnificent effort showcasing thrilling performances by their defense, offense and special teams units, the Baltimore Ravens won Super Bowl XXXV with a 34-7 victory over the New York Giants. Allowing the Giants a meager 152 total net yards, New York's attack crossed midfield just twice, while Baltimore's "D" posted 4 INTs. LB Ray Lewis was named the game's MVP, capping an accolade-filled season in which he was also tabbed the NFL's Defensive Player of the Year.

Baltimore defeated San Francisco, 34-31, in Super Bowl XLVII, capturing the franchise's second World Championship. After an amazing first-half performance, the Ravens took a commanding 28-6 lead. But following a bizarre, 34-minute power outage that halted play, the 49ers stormed back into contention. Clinging to a 34-29 edge late in the game, the Ravens stood firm on a pivotal goal-line stand, jamming SF on four-straight plays inside the 7-yard line. QB Joe Flacco was named the game's MVP.

JOHN HARBAUGH ERA (SINCE 2008)

PLAYOFF BERTHS

1. Green Bay Packers 12
- New England Patriots..... 12
- 3. Baltimore Ravens 11**
- Kansas City Chiefs 11
5. Philadelphia Eagles 10
- Pittsburgh Steelers 10
- Seattle Seahawks 10
8. Cincinnati Bengals 8
- Ind., NO..... 8

TOTAL WINS

1. New England Patriots..... 194
2. Green Bay Packers 181
- 3. Baltimore Ravens 179**
- Pittsburgh Steelers 179
5. Kansas City Chiefs 178
6. New Orleans Saints 170
7. Philadelphia Eagles 161
- Seattle Seahawks 161
9. Dallas Cowboys..... 155

PLAYOFF WINS

1. Kansas City Chiefs 16
- New England Patriots..... 16
3. San Francisco 49ers 13
- 4. Baltimore Ravens 12**
- Green Bay Packers..... 12

PLAYOFF GAMES

1. New England Patriots..... 25
2. Kansas City Chiefs 24
3. Green Bay Packers 23
- 4. Baltimore Ravens 22**
5. San Francisco 49ers..... 20

CONFERENCE TITLE GAMES

1. New England Patriots..... 8
2. San Francisco 49ers 7
3. Kansas City Chiefs 6
4. Green Bay Packers 5
- 5. Baltimore Ravens 4**
6. Phi., Pit. 3

PLAYOFF ROAD WINS

- 1. Baltimore Ravens 8**
2. Green Bay Packers 6
3. San Francisco 49ers 5
4. New York Jets 4
5. Cin., KC, LAR, NYG 3
- Phi., Sea., TB, Ten..... 3

REG. SEASON WINS

1. New England Patriots..... 178
2. Pittsburgh Steelers 171
3. Green Bay Packers 169
- 4. Baltimore Ravens 167**
5. Kansas City Chiefs 162
- New Orleans Saints 162
7. Philadelphia Eagles 153

REG. SEASON HOME WINS

1. Green Bay Packers 99
- 2. Baltimore Ravens 97**
- New England Patriots..... 97
4. Pittsburgh Steelers 94
5. New Orleans Saints 88
6. Minnesota Vikings 87
7. Seattle Seahawks 85

PLAYOFF WINNING PERCENTAGE - SUPER BOWL ERA / SINCE 1966 -

Rank	Team	Record	Pct.
1.	New England Patriots*****	36-21	.632
2.	San Francisco 49ers*****	38-23	.623
3.	New York Giants****	21-13	.618
4.	Pittsburgh Steelers*****	36-27	.571
5.	Baltimore Ravens**	17-13	.567
6.	Green Bay Packers****	30-23	.566
7.	Las Vegas Raiders***	25-20	.556
	Washington Commanders***	20-16	.556
9.	Denver Broncos***	23-19	.548
10.	Dallas Cowboys*****	36-31	.537

*Number of Super Bowl Titles

SUPER BOWL SUCCESS

The Ravens are one of six franchises (KC, NE, NYG, Pit. & TB) to win multiple Super Bowls since 2000.

HEAD COACH JOHN HARBAUGH



JOHN HARBAUGH 
17TH SEASON AS RAVENS HEAD COACH

*"John Harbaugh is one of the best coaches." (Jim Nantz: "Hall of Fame.")
"No question. He's a Top 10 all-time [coach] for me. He's one of the rare coaches who knows all three phases; he just has a great pulse. That's why this team is in it every year, and then when you give him some of the guys he has now, this team can win the Super Bowl."
- CBS Analyst Tony Romo on John Harbaugh*



RECORDS (2008-24)

- Overall Career Record 179-113
- Regular Season Record . . . 167-103
- at Home 97-38
- on Road 70-65
- vs. AFC 119-81
- vs. AFC North 58-42
- vs. NFC 48-22
- Playoff Record 12-10
- Home Playoff Games 3-3
- Road Playoff Games 8-7
- Super Bowl Record 1-0
- Preseason Record 45-16

ALL-TIME RAVENS COACHING RECORDS

John Harbaugh is the third head coach in Baltimore Ravens history. He is the franchise's all-time winningest coach (179 total victories), 12 of which have come in the playoffs.

Coach	Seasons	Reg. Season	Playoffs	Total
John Harbaugh	2008-24	167-103	12-10	179-113
Brian Billick	1997-2007	80-64	5-3	85-67
Ted Marchibroda	1996-98	16-31-1	n/a	16-31-1

HARBAUGH FAST FACTS

John Harbaugh has led the Ravens to a playoff berth in 11 (2008-12, 2014, 2018-20 & 2022-23) of his 16 full seasons at the helm, and in 2012, captured the franchise's second Super Bowl title. In 2019, Coach Harbaugh became the first Ravens coach ever to win the Associated Press NFL Coach of the Year Award. He was also a finalist for the award in 2023.

✗ Harbaugh owns the most road playoff wins (eight) by a HC in NFL history. Tom Landry (Dal.) and Tom Coughlin (Jax./NYG) are second with seven each.

✗ Under Harbaugh, Baltimore (11) is one of four teams (NE - 12, GB - 12 & KC - 11) to earn a playoff berth in at least 11 of the past 16 seasons. Baltimore (5) is also one of four teams (KC - 6, Buf. - 5 & Phi. - 5) to make the playoffs in at least five of the past six seasons (2018-23).

✗ In 2019, the Ravens posted a franchise-best 14-2 record. Baltimore won a team-record 12 straight games to close out the regular season, earning its first-ever No. 1 playoff seed.

✗ Coach Harbaugh has led the Ravens to five AFC North Division titles (2011-12, 2018-19 & 2023).

✗ The Ravens' 12 playoff wins since 2008 tie (GB) for the fourth most (KC - 16; NE - 16; SF - 13).

✗ Under "Harbs," the Ravens have secured an appearance in four AFC Championship games (2008, 2011, 2012 & 2023).

✗ "Harbs" is the only head coach in NFL history to win a playoff game in each of his first five seasons. No other NFL coach has won a playoff game in each of their first four seasons at the helm.

✗ John and his brother, Jim (while with the 49ers), are the only head coaches to advance to three conference title games in the first five years as NFL bosses.

✗ Harbaugh is the only coach in NFL history to win a playoff game in six of the first seven seasons of a coaching career.

✗ In 2012, Harbaugh became the third coach (with Bill Cowher & Chuck Knox) since the 1970 merger to guide his team to the playoffs in each of his first five NFL seasons as a head coach.

✗ With the Ravens' 2014 playoff berth, Harbaugh became one of eight coaches in NFL history to make the postseason in six of their first seven seasons coaching.

RAVENS UNDER HARBAUGH: SINCE 2008

4 AFC TITLE GAMES 3RD MOST	8 ROAD PLAYOFF WINS NFL'S MOST (MOST EVER BY AN NFL HC)	11 PLAYOFF BERTHS 3RD MOST TIED, KC
12 PLAYOFF WINS 4TH MOST TIED, GB	97 WINS AT HOME 2ND MOST TIED, NE	179 TOTAL VICTORIES 3RD MOST, TIED, PIT.

HEAD COACH JOHN HARBAUGH

2024 HEAD COACH WINNING PERCENTAGES

John Harbaugh owns the fourth-best career winning percentage (.613) among 2024 NFL head coaches (minimum 100 games), compiling a strong 179-113 record (reg + post).

2024 HEAD COACHES / CAREER WINNING PERCENTAGE

(TOTALS INCLUDE REGULAR SEASON & PLAYOFF GAMES / MIN. 100 GAMES)

Rank	Coach	Teams	Seasons	Record	Pct.
1.	Andy Reid	Phi./KC	1999-2012/2013-24	293-161-1	.645
2.	Sean McDermott	Buf.	2017-24	87-49	.639
3.	Mike Tomlin	Pit.	2007-24	189-112-2	.627
4.	John Harbaugh	Bal.	2008-24	179-113	.613
5.	Sean Payton	NO/Den.	2006-11, 2013-21/2023-24	175-111	.612
6.	Sean McVay	LAR	2017-24	82-54	.603
7.	Mike McCarthy	GB/Dal.	2006-18/2020-24	181-120-2	.600

COACHES WITH AT LEAST 11 PLAYOFF BERTHS

– IN FIRST 16 NFL SEASONS –

Coach	Berths
Mike Holmgren	12
Bud Grant	12
John Harbaugh	11
Marty Schottenheimer	11
Chuck Noll	11
Mike McCarthy	11
Chuck Knox	11
Tony Dungy	11
Pete Carroll	11

COACH HARBAUGH'S CAREER STOPS

Team	Position	Years
Baltimore Ravens	Head Coach	2008-24
Philadelphia Eagles	Secondary	2007
Philadelphia Eagles	Special Teams Coordinator	1998-2006
Indiana University	DBs / Special Teams Coord.	1997
University of Cincinnati	Assistant Head Coach	1995-96
University of Cincinnati	TEs / OLBs / RBs / Special Teams	1989-94
Morehead State	DBs / ST Coord. / S&C Coach	1988
University of Pittsburgh	Tight Ends	1987
Western Michigan	Graduate Assistant	1984-86

HARBS' RAVENS TENURE

Year	Record	Playoffs (Result)
2024	7-4	---
2023	13-4	1-1 (Advanced to AFC Championship)
2022	10-7	0-1 (Advanced to Wild Card Round)
2021	8-9	No Playoff Berth
2020	11-5	1-1 (Advanced to Divisional Round)
2019	14-2	0-1 (No. 1 Seed / Advanced to Divisional Round)
2018	10-6	0-1 (Advanced to Wild Card Round)
2017	9-7	No Playoff Berth
2016	8-8	No Playoff Berth
2015	5-11	No Playoff Berth
2014	10-6	1-1 (Advanced to Divisional Round)
2013	8-8	No Playoff Berth
2012	10-6	4-0 (Won Super Bowl XLVII)
2011	12-4	1-1 (Advanced to AFC Championship)
2010	12-4	1-1 (Advanced to Divisional Round)
2009	9-7	1-1 (Advanced to Divisional Round)
2008	11-5	2-1 (Advanced to AFC Championship)

PLAYOFF WINS / FIRST 16 SEASONS AS HEAD COACH

Rk.	Coach (Teams)	Wins	Rk.	Coach (Teams)	Wins
1.	Joe Gibbs (Was.)	17	5.	John Harbaugh (Bal.)	12
2.	Bill Belichick (NE)	15		Tom Coughlin (Jax./NYG)	12
	Chuck Noll (Pit.)	15		Bill Cowher (Pit.)	12
4.	Mike Holmgren (GB/Sea.)	13			

ACTIVE LONGEST-TENURED HEAD COACHES

Rk.	Coach (Team)	Seasons at the Helm
1.	Mike Tomlin (Steelers)	18
2.	John Harbaugh (Ravens)	17
3.	Andy Reid (Chiefs)	12
4.	Sean McDermott (Bills)	8
	Sean McVay (Rams)	8
	Kyle Shanahan (49ers)	8

HARBS' REGULAR SEASON TRENDS

• September	37-20
• October	36-30
• November	47-20
• December	43-26
• January	4-7
• Leading at halftime	134-31
• Leading after 3 quarters	145-26
• When scoring first	120-41
• Positive or even turnover ratio	133-44
• Scoring 20 or more points	142-49
• Scoring 30 or more points	71-8
• Totalling 350 or more net yards	99-43
• Rushing for 150 or more yards	74-22
• Holding opponent under 250 net yards	53-7
• Holding opponent under 21 points	130-24

POINTS, YARDS & TOs MARGINS

Since 2008, the Ravens are the only team to rank Top 5 in three key margin categories: points, yards and turnovers.

NFL MARGINS / SINCE 2008 / JOHN HARBAUGH ERA

POINTS		YARDS		TURNOVERS	
Team	Margin	Team	Margin	Team	Margin
Patriots	+1,868	Saints	+9,481	Patriots	+154
Ravens	+1,452	Ravens	+9,135	Packers	+132
Saints	+1,191	Steelers	+8,798	Seahawks	+77
Packers	+1,128	Eagles	+8,193	Ravens	+64
Steelers	+898	Cowboys	+6,806	Chiefs	+57

HEAD COACH JOHN HARBAUGH

HARBAUGH COACHING ACADEMY



The Harbaugh coaching family (Jack, John, Jim and Tom Crean) debuted their Harbaugh Coaching Academy (HCA) in 2024. The four men and their team of proven leaders joined together to help make a difference in the lives of athletes by way of the coaches who lead them. The academy starts by supporting coaches, teachers, instructors and even parents with the resources to bring out the best in their players both on and off the field. From tactical instruction and leadership skills to inspirational stories and the importance of mental health, HCA provides expert-backed content – filled with unique insights and techniques – to help improve team performance and change young lives for the better. For more information, please visit: <https://harbaughcoachingacademy.org/>.

A PROVEN WINNER

ALL-TIME WINS BY NFL HEAD COACH

- REG. + POST. -

Rk	Coach	Wins
1.	Don Shula	347
2.	Bill Belichick	333
3.	George Halas	324
4.	Andy Reid	293
5.	Tom Landry	270
6.	Curly Lambeau	229
7.	Chuck Noll	209
8.	Marty Shottenheimer	205
9.	Dan Reeves	201
10.	Chuck Knox	193
11.	Mike Tomlin	189
12.	Bill Parcells	183
13.	Tom Coughlin	182
14.	Mike McCarthy	181
	Pete Carroll	181
16.	John Harbaugh	179
17.	Jeff Fisher	178
	Mike Shanahan	178
19.	Sean Payton	175
20.	Mike Holmgren	174
21.	Joe Gibbs	171
22.	Paul Brown	170
23.	Bud Grant	168
24.	Bill Cowher	161
25.	Marv Levy	154

Bold indicates active head coach

ALL-TIME WINS BY NFL HEAD COACH

- REGULAR SEASON -

Rk	Coach	Wins
1.	Don Shula	328
2.	George Halas	318
3.	Bill Belichick	302
4.	Andy Reid	267
5.	Tom Landry	250
6.	Curly Lambeau	226
7.	Marty Shottenheimer	200
8.	Chuck Noll	193
9.	Dan Reeves	190
10.	Chuck Knox	186
11.	Mike Tomlin	181
12.	Jeff Fisher	173
13.	Bill Parcells	172
14.	Mike McCarthy	170
	Pete Carroll	170
	Tom Coughlin	170
	Mike Shanahan	170
18.	John Harbaugh	167
19.	Sean Payton	166
	Paul Brown	166
21.	Mike Holmgren	161
22.	Bud Grant	158
23.	Joe Gibbs	154
24.	Steve Owen	151
25.	Bill Cowher	149

Bold indicates active head coach

BEST WIN PCT. BY NFL HEAD COACH

- REG. SEASON / 250+ GAMES -

Rk	Coach	Win Pct.
1.	George Halas	.682
2.	Don Shula	.677
3.	Andy Reid	.648
4.	Bill Belichick	.647
5.	Mike Tomlin	.639
6.	Curly Lambeau	.631
7.	Paul Brown	.624
8.	Bud Grant	.621
9.	John Harbaugh	.619
10.	Sean Payton	.617
11.	Marty Shottenheimer	.613
12.	Mike McCarthy	.609
13.	Tom Landry	.607
14.	Steve Owen	.602
15.	Mike Holmgren	.592

Bold indicates active head coach

MOST PLAYOFF WINS BY NFL HEAD COACH

- NFL HISTORY -

Rk	Coach	Wins
1.	Bill Belichick	31
2.	Andy Reid	26
3.	Tom Landry	20
4.	Don Shula	19
5.	Joe Gibbs	17
6.	Chuck Noll	16
7.	Mike Holmgren	13
8.	John Harbaugh	12
	Tom Coughlin	12
	Bill Cowher	12
11.	Mike McCarthy	11
	Pete Carroll	11
	Bill Parcells	11
	Dan Reeves	11
	Marv Levy	11

Bold indicates active head coach

CLOSING IN ON 300 GAMES WITH BALTIMORE



John Harbaugh (292) is eight games (reg. + post.) shy of becoming the eighth head coach in NFL history with 300 appearances as the head man for one team, joining George Halas with Chicago (506), Tom Landry with Dallas (454), Bill Belichick with New England (429), Don Shula with Miami (423), Chuck Noll with Pittsburgh (366), Curly Lambeau with Green Bay (339) & Mike Tomlin with Pittsburgh (303).

RAVENS DEFENSIVE NOTES



ZACH ORR 

1ST SEASON AS RAVENS DEFENSIVE COORDINATOR

"The guys are going to play with their hair on fire, and they're going to play together – I know that. Zach understands what it looks like in Baltimore, and he connects with the players better than anyone I've ever been around."

- Former Ravens defensive coordinator and current Seahawks head coach Mike Macdonald on Zach Orr

ORR'S CAREER STOPS

Team	Position	Years
Baltimore Ravens	Defensive Coordinator	2024
Baltimore Ravens	Inside Linebackers	2022-23
Jacksonville Jaguars	Outside Linebackers	2021
Baltimore Ravens	Coaching Analyst	2019-20
Baltimore Ravens	Coaching & Personnel Assistant	2017-18

TOP 2 DEFENSIVE RANKINGS UNDER "HARBS"

RAVENS DEFENSIVE RANKS SINCE 2008

1	1	1
POINTS ALLOWED PER GAME	THIRD-DOWN DEFENSE	RUSHING YARDS ALLOWED PER GAME
19.2	36.2	96.3
1	2	2
RED ZONE DEFENSE	TOTAL YARDS ALLOWED PER GAME	OPPONENT PASSER RATING
48.1	320.0	82.2

BALTIMORE'S TOP 3 "RUSH D" RANKS IN 2024

RUSH YARDS ALLOWED PER GAME	OPP. RUSHING YARDS PER CARRY
1. Minnesota 74.4	1. Baltimore..... 3.4
2. Baltimore..... 77.5	2. Minnesota 3.6
3. Kansas City 85.3	3. Kansas City 3.6
OPP. RUSHING FIRST DOWNS	OPP. YDS POST CONTACT PER RUSH
1. Minnesota 33	1. Baltimore..... 2.34
2. Baltimore..... 43	2. Detroit 2.37
3. Detroit 50	3. Kansas City 2.68
OPP. RUSHES OF 10+ YARDS	OPP. EXPLOSIVE RUSHES (12+ YDS)
1. Baltimore..... 13	1. Baltimore..... 10
2. Kansas City 17	2. Kansas City 12
3. Minnesota 18	3. Minnesota 13

HISTORIC TRIPLE THREAT

In 2023, Baltimore's defense became the first unit in NFL history to lead the league in points allowed (16.5 ppg), sacks (60, tying 2006 for a franchise record) and takeaways (31, tied with NYG).

2023 DEFENSIVE RANKS

	SCORING	SACKS	TAKEAWAYS
Baltimore	16.5	Baltimore 60	Baltimore 31
Kansas City	17.3	Kansas City 57	NY Giants 31
San Francisco	17.5	Miami 56	Buffalo 30

BALTIMORE'S TOP PASS RUSH RANKS IN 2024

DEFENSIVE SACKS	DEFENSIVE QB HITS
1. Denver 39	1. Baltimore..... 82
2. NY Giants 36	2. Denver 78
3. Baltimore..... 35	3. Minnesota 77
Minnesota 35	4. Pittsburgh 68
5. LAC / NYJ..... 34	5. Buffalo 64

DEFENSIVE FAST FACTS

- Under John Harbaugh, the Ravens have posted a Top 5 scoring defense in 10 of his 16 full seasons at the helm, including the No. 1 unit (16.5 ppg allowed) in 2023.
- Additionally, Baltimore has boasted 12 Top 10 defenses (yards allowed per game) with Harbaugh as head coach, including the No. 6 unit (301.4) in 2023.
- The Ravens have also had 10 Top 10 red zone defenses during Harbaugh's tenure as head coach, including the No. 2 unit (40.8%) in 2023.
- During Harbaugh's 16 full seasons as head coach, Baltimore's defense has ranked in the Top 10 in third-down defense on 11 occasions, including the No. 7 mark (36.4%) in 2023.

TIGHT-WINDOW THROWS IN 2024

Baltimore has forced a league-high 82 tight-window passes this season. In other words, 82 opponent passes were thrown to targets with less than 1 yard of separation at throw outcome.


TIGHT-WINDOW THROWS FORCED


1. Baltimore..... 82
2. Detroit 70
3. NY Jets 65

Baltimore's 49 straight games with at least 1 sack and 14 straight games with multiple sacks each mark the league's longest active streaks.

Since the Ravens' 1996 inception, their 14 shutouts mark the league's second most, trailing only New England (15).

RAVENS OFFENSIVE NOTES



TODD MONKEN 
**2ND SEASON AS RAVENS
 OFFENSIVE COORDINATOR**

"The toughest thing about the Baltimore offense is its combination of power and speed; I think it's unlike any other team in the league. ... If you have too many slow guys out there, you have trouble with their speed. If you have too many little guys out there, you have trouble with their power. I think they're a really hard team to match up against."

- Bill Belichick on the Ravens offense

THE OFFENSE'S HISTORIC 2024

- ✗ The 2024 Ravens are the third team since 1970 to average at least 250 passing yards, 150 rushing yards and 30 points scored per game through the first 11 games of a season, joining the 2009 Saints and 1991 Bills.
- ✗ Baltimore's offense has averaged 6-or-more yards per play in all 11 games this season, marking the longest such streak at any point of a season in NFL history.

CHART TALK: RAVENS OFFENSE

BALTIMORE'S TOP 3 OFFENSIVE RANKS IN 2024

POINTS SCORED PER GAME		YARDS PER GAME	
1. Detroit	33.6	1. Baltimore	430.1
2. Baltimore	30.4	2. San Francisco	398.9
3. Buffalo	29.1	3. Detroit	394.7

YARDS PER PLAY		RUSHING YARDS PER GAME	
1. Baltimore	7.0	1. Philadelphia	181.3
2. San Francisco	6.4	2. Baltimore	177.3
3. Det. / GB	6.3	3. Detroit	152.2

RED ZONE TD EFFICIENCY		FIRST DOWNS PER GAME	
1. Baltimore	77.8	1. Baltimore	23.2
2. Cincinnati	69.7	2. Detroit	22.8
3. Tampa Bay	68.4	3. Tampa Bay	22.1

YARDS GAINED PER PASS ATT.		PLAYS OF 20+ YARDS	
1. Detroit	9.2	1. Baltimore	55
2. Baltimore	8.9	2. Detroit	48
3. San Francisco	8.5	Green Bay	48

RUSHING FAST FACTS

- The Ravens' 3,296 rushing yards in 2019 marked the most ever in a 16-game NFL season, while their 3,071-yard rushing output in 2020 marked the third most ever recorded in such seasons.
- During the John Harbaugh Era (since 2008), Baltimore has rushed for at least 100 rushing yards in an NFL-high 193 games. The Ravens' 136 outings with at least 125 rushing yards, 96 with at least 150 rushing yards, 42 with at least 200 rushing yards and 17 with at least 250 also each mark the NFL's most.
- During the John Harbaugh Era (since 2008), Baltimore is 74-22 when rushing for at least 150 yards, 37-5 when rushing for at least 200 yards and 16-1 when reaching 250 rushing yards.
- Fourteen of the Ravens' 21 all-time performances with at least 250 rushing yards have occurred since QB Lamar Jackson became the full-time starter in Week 11 of 2018.

100+ RUSH YARDS / ALL-TIME STREAKS

Rk.	Team	Consecutive Games	Year Range
1.	Baltimore Ravens	43	2018-21
	Pittsburgh Steelers	43	1974-77
3.	Baltimore Ravens	42	2022-24
4.	Detroit Lions	38	1935-39
5.	Buffalo Bills	37	1973-76

MONKEN'S COACHING BACKGROUND

Team	Position	Years
Baltimore Ravens	Offensive Coordinator	2023-24
Georgia	Offensive Coordinator/QBs	2020-22
Cleveland Browns	Offensive Coordinator	2019
Tampa Bay Buccaneers	Offensive Coordinator	2018
Tampa Bay Buccaneers	Offensive Coordinator/WRs	2016-17
Southern Miss	Head Coach	2013-15
Oklahoma State	Offensive Coordinator/QBs	2011-12
Jacksonville Jaguars	Wide Receivers	2007-2010
LSU	Pass Game Coordinator/WRs	2005-06
Oklahoma State	Pass Game Coordinator/WRs	2002-04
Louisiana Tech	Wide Receivers	2001
Louisiana Tech	Running Backs, Wide Receivers	2000
Eastern Michigan	Offensive Coordinator/QBs	1998-99
Eastern Michigan	Defensive Backs/Wide Receivers	1993-97
Notre Dame	Graduate Assistant	1991-92
Grand Valley State	Graduate Assistant	1989-90

TOP 3 OFFENSIVE RANKINGS UNDER MONKEN

RAVENS OFFENSIVE RANKS FROM 2023-24

1 RED ZONE TO PCT. 68.1	1 RUSHING YARDS PER GAME 164.7	1 PASSER RATING 108.3
2 POINTS PER GAME 29.2	2 YARDS PER PLAY 6.3	3 TOTAL YARDS PER GAME 393.8

RAVENS SPECIAL TEAMS NOTES



CHRIS HORTON 
**6TH SEASON LEADING
 BALTIMORE'S SPECIAL TEAMS**

"Special teams coordinators have unique roles within NFL teams. They work closely with the entire roster and play a critical part in roster management and gameday activations. John Harbaugh, a former special teams coordinator, has entrusted Horton with the Ravens' long-standing reputation for special teams dominance, and Horton has delivered."

- NFL Insider Ari Meirov on Chris Horton

BALTIMORE HAS BEEN SPECIAL IN THIS PHASE

BALTIMORE'S TOP 5 ST RANKS UNDER HORTON (SINCE 2019)

YARDS PER PUNT RETURN

1. Detroit 11.5
2. **Baltimore** **11.3**
3. New England 10.7
4. Denver 10.6
5. Ind. / NO 10.5

PUNT RETURNS OF 20+ YARDS

1. New England 21
2. **Baltimore** **18**
- Buffalo 18
- Denver 18
- Kansas City 18

PUNTS INSIDE THE 20 PCT.

1. Las Vegas 45.2
2. San Francisco 44.2
3. Houston 43.0
4. Seattle 42.6
5. **Bal. / NO** **42.3**

FIELD POSITION MARGIN

1. New Orleans +3.7
2. Buffalo +2.6
3. Seattle +2.5
4. **Baltimore** **+2.2**
- Detroit +2.2

BALTIMORE BLOCK PARTY

BLOCKED KICKS / SINCE 2014

Rk.	Team	Blocks
1.	New England	23
	Philadelphia	23
3.	Denver	21
4.	Cleveland	20
	Pittsburgh	20
6.	Baltimore	19
	Miami	19

RAVENS' 19 BLOCKS (SINCE 2014): BREAKDOWN

Total Blocks 19	1st Qtr. 4	When Losing 9
FG Blocks 13	2nd Qtr. 3	When Winning 8
PAT Blocks 3	3rd Qtr. 3	When Tied 2
Punt Blocks 3	4th Qtr. 9	Record 15-4

In 2022, special teams coordinator Chris Horton participated in the NFL's inaugural Coach and Front Office Accelerator program.

A RICH HISTORY OF SPECIAL TEAMS

Following the retirement of longtime ST coordinator Jerry Rosburg in 2019, Chris Horton took over as the special teams coach. Horton, who served as Rosburg's assistant for three seasons (2016-18), leads the standout special teams battery.

SEVEN PRO BOWL SPECIALISTS

• Seven Ravens specialists have earned 17 combined Pro Bowl honors during the John Harbaugh Era (since 2008): ST Brendon Ayanbadejo (2008), K Billy Cundiff (2010), RS Devin Duvernay (2021-22), RS Jacoby Jones (2012), K Justin Tucker (2013, 2016 & 2019-23), LS Morgan Cox (2015-16 & 2019-20) and P Sam Koch (2015).

PRIME KICKER & PUNTER

• Seven-time Pro Bowl K Justin Tucker, who the Ravens signed as a rookie free agent, owns the league's most FGM (411) since entering the NFL in 2012. With a 89.3% career success mark, "Tuck" is one of the most accurate kickers in league history (411-of-460 on FGAs) and the Ravens' all-time leading scorer (1,735). In 2023, P Jordan Stout averaged a franchise-record 47.8 gross yards per punt, while pinning 28 inside the 20-yard line, with only 5 touchbacks.

RAVENS' RETURN MEN SOAR

• Dating back to 2011, seven different Ravens have returned punts for touchdowns: WR Michael Campanaro, WR Kaelin Clay, WR Tandon Doss, CB Cyrus Jones, WR Jacoby Jones, WR Tylan Wallace and DB Lardarius Webb.

WALLACE'S HISTORIC PUNT RETURN TD

• On 12/10/23 (vs. LAR), WR Tylan Wallace posted 3 PRs for 95 yards, including a game-winning 76-yard TD in OT, en route to earning AFC Special Teams Player of the Week honors. It marked the NFL's fourth-ever PR-TD in OT and Baltimore's first walk-off return since S Will Hill's 64-yard blocked FGA return at Cle. (11/30/15) as time expired in the fourth quarter.

NO. 1 KOR AVERAGE UNDER HARBAUGH

Since 2008, when John Harbaugh became the Ravens' head coach, Baltimore owns the NFL's No. 1 KOR average (24.7).

NFL KICKOFF RETURN AVERAGE (SINCE 2008 / HARBAUGH'S BALTIMORE TENURE)

Rk.	Team	KOR	Yards	Avg.	Long	TDs
1.	Baltimore	622	15,389	24.7	108t	9
2.	Minnesota	663	16,256	24.5	109t	13
3.	Seattle	657	15,673	23.9	105t	8

RAVENS PERSONNEL NOTES



ERIC DeCOSTA 
 29TH SEASON WITH RAVENS
 6TH AS EXECUTIVE VICE PRESIDENT & GM

"Integrity is important to me. Passion for the game is important to me. Work ethic, dependability, growth mindset and grit all factor in. Anyone can watch tape and assess how good a player can catch a football or bend his knees or make a tackle in space or block somebody. But to me, the secret sauce is really knowing the person behind the tape."

- EVP & GM Eric DeCosta on what he values in a prospect

HOMEGROWN PRO BOWLERS

RAVENS HOMEGROWN PRO BOWLERS (SINCE 1996 INCEPTION)

Drafted (Rd.)	Name	Pro Bowls
1996 (1st)	LB Ray Lewis	13
1996 (1st)	T Jonathan Ogden	11
2002 (1st)	S Ed Reed	9
2007 (3rd)	G Marshal Yanda	8
2003 (1st)	OLB Terrell Suggs	7
2012 (RFA)	K Justin Tucker #	7
2006 (1st)	DT Haloti Ngata	5
2017 (RFA)	FB Patrick Ricard #	4
1997 (1st)	OLB Peter Boulware	4
2010 (RFA)	LS Morgan Cox #	4
2014 (1st)	LB C.J. Mosley	4
2018 (3rd)	TE Mark Andrews	3
2017 (1st)	CB Marlon Humphrey	3
2018 (1st)	QB Lamar Jackson	3
1999 (1st)	CB Chris McAlister	3
2008 (2nd)	Ray Rice	3
2020 (3rd)	WR/RS Devin Duvernay	2
2018 (3rd)	T Orlando Brown Jr.	2
2001 (1st)	TE Todd Heap	2
2016 (5th)	OLB Matthew Judon	2
1996 (5th)	WR/RS Jermaine Lewis	2
2007 (4th)	FB Le'Ron McClain	2
2000 (6th)	OLB Adalius Thomas	2
2007 (1st)	G Ben Grubbs	1
2022 (1st)	S Kyle Hamilton	1
2020 (RFA)	QB Tyler Huntley #	1
2013 (4th)	FB Kyle Juszczyk	1
2006 (6th)	P Sam Koch	1
2000 (1st)	RB Jamal Lewis	1
2022 (1st)	C Tyler Linderbaum	1
2020 (3rd)	DT Nnamdi Madubuike	1
2020 (1st)	LB Patrick Queen	1
2002 (RFA)	LB Bart Scott #	1
2016 (1st)	T Ronnie Stanley	1
2013 (3rd)	DT Brandon Williams	1

Undrafted Rookie Free Agent

Bold Indicates 2023 Pro Bowler

FIRST-ROUND FINDS

There have been 72 combined Pro Bowls earned by the 32 Ravens tabbed in the first round from 1996-24. These selections have also earned multiple POTY Awards, two NFL MVP honors, two Super Bowl MVPs and three HOF inductions.

RAVENS ALL-TIME FIRST-ROUND DRAFT PICKS

Year	Name	Pick	Pro Bowls
1996	T Jonathan Ogden * -	4	11
1996	LB Ray Lewis + + ~ -	26	13
1997	LB Peter Boulware *	4	4
1998	CB Duane Starks	10	
1999	CB Chris McAlister	10	3
2000	RB Jamal Lewis * =	5	1
2000	WR Travis Taylor	10	
2001	TE Todd Heap	31	2
2002	S Ed Reed * + -	24	9
2003	OLB Terrell Suggs * +	10	7
2003	QB Kyle Boller	19	
2005	WR Mark Clayton *	22	
2006	DT Haloti Ngata *	12	5
2007	G Ben Grubbs *	29	2
2008	QB Joe Flacco ^ ~	18	
2009	T Michael Oher *	23	
2011	CB Jimmy Smith	27	
2013	S Matt Elam	32	
2014	LB C.J. Mosley *	17	5
2015	WR Breshad Perriman	26	
2016	T Ronnie Stanley	6	1
2017	CB Marlon Humphrey	16	3
2018	TE Hayden Hurst	25	
2018	QB Lamar Jackson % %	32	3
2019	WR Marquise Brown	25	
2020	ILB Patrick Queen *	28	1
2021	WR Rashod Bateman	27	
2021	OLB Odafe Oweh *	31	
2022	S Kyle Hamilton *	14	1
2022	C Tyler Linderbaum *	25	1
2023	WR Zay Flowers	22	
2024	CB Nate Wiggins	30	

% NFL MVP ~ Super Bowl MVP + Defensive Player of the Year
 = Offensive Player of the Year - Pro Football Hall of Fame
 * All-Rookie Team ^ NFL Rookie of the Year (Fan Vote)

FIRST-ROUND PRO BOWLERS

The Ravens' 17 first-round selections who've reached the Pro Bowl since 1996 rank No. 1 in the NFL. The Cowboys and Jets are tied for second, with 15 such players, respectively, over that 28-year span.

Eric DeCosta has been with the franchise since Day One, first beginning as an intern during the inaugural 1996 season and then ascending to the personnel department's chief decision-maker in 2019. Prior to being named EVP/GM – succeeding the legendary Ozzie Newsome – DeCosta received GM interview offers annually from multiple teams. However, he never seriously considered leaving Baltimore, which has always aligned perfectly with what he envisioned to be his dream job.

RAVENS PERSONNEL NOTES



OZZIE NEWSOME 

29TH SEASON WITH RAVENS
34TH SEASON IN FRONT OFFICE ROLE

"He and I have always been very different in a lot of ways, but so aligned. It's a special relationship in my life. I've learned a lot of football, but honestly, just a lot more about being a good person. So, I am extremely happy that Ozzie is going to play such a significant role moving forward for this organization."

- EVP & GM Eric DeCosta on his relationship with EVP Ozzie Newsome

PRO BOWL PROPENSITY

There have been 123 combined Pro Bowl selections among players who were drafted by the Ravens. (These include selections while playing for Baltimore and, in some cases, selections later playing for another team.)

The 123 combined Pro Bowl selections among players who were drafted by Baltimore rank as the NFL's most since the Ravens' 1996 inception.

MOST PRO BOWL SELECTIONS

- PLAYERS DRAFTED SINCE 1996 -

Rk.	Team	Pro Bowls
1.	Baltimore Ravens	123
2.	Dallas Cowboys	108
3.	Kansas City Chiefs	105
4.	Pittsburgh Steelers	95
5.	New England Patriots	91

✗ The Ravens have had 58 different players earn Pro Bowl honors while playing for them since the team's 1996 inception. Of those, 35 are homegrown (30 drafted and 5 rookie free agents).

ALL-PRO DRAFT PICKS

Led by Ozzie Newsome & Eric DeCosta, Baltimore has drafted a league-high 19 players who have earned AP first-team All-Pro honors since 1996. Including undrafted rookies LS Morgan Cox and K Justin Tucker, the Ravens have produced 21 "homegrown" AP first-team All-Pro selections since their 1996 inception.

MOST DRAFT CHOICES TO EARN FIRST-TEAM ALL-PRO (SINCE THE RAVENS' 1996 INCEPTION)

1. Baltimore ...19	Mark Andrews (1)	Jermaine Lewis (1)	Ed Reed (5)
2. New England .. 16	Devin Duvernay (1)	Ray Lewis (7)	Ronnie Stanley (1)
3. Dallas 15	Kyle Hamilton (1)	Chris McAlister (1)	Terrell Suggs (1)
4. Carolina 14	Marlon Humphrey (1)	Le'Ron McClain (1)	Adalius Thomas (1)
San Francisco .. 14	Lamar Jackson (2)	Haloti Ngata (2)	Marshal Yanda (2)
	Kyle Juszczyk* (1)	Jonathan Ogden (4)	
	Jamal Lewis (1)	Kelechi Osemele* (1)	

*Not earned w/ Ravens

SUCCESS ACROSS THE DRAFT BOARD

1ST ROUND

Jonathan Ogden ('96), Ray Lewis ('96), Peter Boulware ('97), Chris McAlister ('99), Jamal Lewis ('00), Todd Heap ('01), Ed Reed ('02), Terrell Suggs ('03), Haloti Ngata ('06), Ben Grubbs ('07), Joe Flacco ('08), Michael Oher ('09), Jimmy Smith ('11), C.J. Mosley ('14), Ronnie Stanley ('16), Marlon Humphrey ('17), Lamar Jackson ('18), Patrick Queen ('20), Rashod Bateman ('21), Odafe Oweh ('21), Kyle Hamilton ('22), Tyler Linderbaum ('22), Zay Flowers ('23)

2ND ROUND

Jamie Sharper ('97), Anthony Weaver ('02), Ray Rice ('08), Paul Kruger ('09), Torrey Smith ('11), Courtney Upshaw ('12), Kelechi Osemele ('12), Tyus Bowser ('17), J.K. Dobbins ('20)

3RD ROUND

Casey Rabach ('01), Marshal Yanda ('07), Lardarius Webb ('09), Brandon Williams ('13), Orlando Brown Jr. ('18), Mark Andrews ('18), Devin Duvernay ('20), Nnamdi Madubuike ('20), Trenton Simpson ('23)

4TH ROUND

Edwin Mulitalo ('99), Edgerton Hartwell ('01), Jarret Johnson ('03), Le'Ron McClain ('07), Dennis Pitta ('10), Kyle Juszczyk ('13), Za'Darius Smith ('15), Tavon Young ('16), Anthony Averett ('18)

5TH ROUND

Jermaine Lewis ('96), Dawan Landry ('06), Arthur Jones ('10), Pernell McPhee ('11), Rick Wagner ('13), Nick Boyle ('15), Matthew Judon ('16)

6TH ROUND

Adalius Thomas ('00), Chester Taylor ('02), Sam Koch ('06), Tyrod Taylor ('11), Ryan Jensen ('13), Darren Waller ('15), Chuck Clark ('17), Bradley Bozeman ('18), DeShon Elliott ('18)

7TH ROUND

DeAngelo Tyson ('12), Michael Campanaro ('14), Zach Sieler ('18), Geno Stone ('20)

RFA

Mike Flynn ('97), Priest Holmes ('97), Will Demps ('02), Bart Scott ('02), Ma'ake Kemoeatu ('02), Jameel McClain ('08), Dannel Ellerbe ('09), Morgan Cox ('10), Josh Byrnes ('11), Justin Tucker ('12), James Hurst ('14), Zach Orr ('14), Patrick Onwuasor ('16), Michael Pierce ('16), Matt Skura ('16), Patrick Ricard ('17), Chris Board ('18), Gus Edwards ('18), Patrick Mekari ('19), Tyler Huntley ('20), Keaton Mitchell ('23)

Ozzie Newsome's legacy is unlike any the game has seen. Known throughout all of sports as a premier leader, he is a Hall of Fame player, the architect of Baltimore's 2000 and 2012 Super Bowl championship teams and an elite evaluator who became the NFL's first African American GM. In 2019, his longtime top lieutenant, Eric DeCosta, took over as the Ravens' EVP & GM. However, Newsome maintains a significant role within the organization as its executive vice president.

RAVENS IRONMEN / TURNOVER NOTES

RAVENS IRONMEN

CONSECUTIVE GAMES PLAYED / ACTIVE STREAKS



JUSTIN TUCKER
206

NNAMDI MADUBUIKE
47

RAVENS CONSECUTIVE GAMES PLAYED / ALL-TIME

Rk.	Player	Games	Years
1.	Sam Koch	239	2006-20
2.	Justin Tucker	206	2012-present
3.	Jarret Johnson	129	2003-11
4.	Joe Flacco	122	2008-15
5.	Anthony Levine Sr.	117	2013-20
6.	Peter Boulware	111	1997-2003

RAVENS ALL-TIME GAMES PLAYED

Rk.	Player	Games	Years
1.	Sam Koch	256	2006-21
2.	Terrell Suggs	229	2003-18
3.	Ray Lewis	228	1996-2012
4.	Matt Stover	207	1996-2008
5.	Justin Tucker	206	2012-present
6.	Jonathan Ogden	177	1996-2007
	Marshal Yanda	177	2007-19
8.	Morgan Cox	165	2010-20
9.	Joe Flacco	163	2008-18
10.	Ed Reed	160	2002-12
11.	Anthony Levine Sr.	146	2012-21
12.	Jarret Johnson	143	2003-11
13.	Chris McAlister	135	1999-2008
	Haloti Ngata	135	2006-14
15.	Mike Flynn	134	1998-2007
	Kelly Gregg	134	2001-10
17.	Todd Heap	133	2001-10
18.	Jimmy Smith	128	2011-21
19.	Lardarius Webb	127	2009-17
20.	Peter Boulware	126	1997-2005
21.	Brandon Williams	123	2013-21
22.	Patrick Ricard	115	2017-present
23.	Marlon Humphrey	110	2017-present
24.	Cornell Brown	109	1997-2004
	Bart Scott	109	2002-08

TURNOVER MARGIN SINCE 2008

Since John Harbaugh's 2008 Baltimore arrival, the Ravens have the NFL's fourth-best turnover differential (+64).

NFL'S TOP TURNOVER DIFFERENTIALS

(SINCE 2008 / JOHN HARBAUGH ERA)

Rk.	Team	Takeaways	Giveaways	Turnover Diff.
1.	New England	451	297	+154
2.	Green Bay	424	292	+132
3.	Seattle	409	332	+77
4.	Baltimore	412	348	+64
5.	Kansas City	404	348	+57

TURNOVER MARGIN AT HOME

Baltimore owns a +53 differential at home during the John Harbaugh Era, ranking as the league's fourth-best mark.

NFL'S TOP TURNOVER DIFFERENTIALS / AT HOME

(SINCE 2008 / JOHN HARBAUGH ERA)

Rk.	Team	Takeaways	Giveaways	Turnover Diff.
1.	Green Bay	234	131	+103
2.	New England	229	148	+81
3.	Seattle	217	160	+57
4.	Baltimore	216	163	+53

TURNOVER TABLE SINCE 2000

Year	TA/TO	Plus/Minus	Record
2024	11/9	+2	7-4
2023	31/19	+12	13-4
2022	25/21	+4	10-7
2021	15/26	-11	8-9
2020	22/18	+4	11-5
2019	25/15	+10	14-2
2018	17/20	-3	10-6
2017	34/17	+17	9-7
2016	28/23	+5	8-8
2015	14/28	-14	5-11
2014	22/20	+2	10-6
2013	24/29	-5	8-8
2012	25/16	+9	10-6
2011	26/24	+2	12-4
2010	27/20	+7	12-4
2009	32/22	+10	9-7
2008	34/21	+13	11-5
2007	23/40	-17	5-11
2006	40/23	+17	13-3
2005	26/36	-10	6-10
2004	34/23	+11	9-7
2003	41/38	+3	10-6
2002	31/32	-1	7-9
2001	28/36	-8	10-6
2000	49/26	+23	12-4
Total	684/602	+82	239-159

THE RAVENS ARE ...

SINCE 2000, HERE ARE THE RAVENS' RECORDS

When turnover ratio is +2 or better.....	94-7
When turnover ratio is +1 or better.....	145-21
When turnover ratio is even.....	50-33
When turnover ratio is negative.....	42-103

THAT M&T MAGIC

HOME UNDER "HARBS"

Under John Harbaugh (since 2008), the Ravens are tied for the NFL's second-best home winning percentage (.719), going 97-38 at M&T Bank Stadium.

NFL'S BEST REGULAR SEASON HOME RECORDS

(JOHN HARBAUGH ERA / SINCE 2008)

Rk.	Team	Record	Pct.
1.	Green Bay Packers	99-33-2	.746
2.	Baltimore Ravens	97-38	.719
	New England Patriots	97-38	.719
4.	Pittsburgh Steelers	94-40-1	.700
5.	New Orleans Saints	88-47	.652

RAVENS DEFEND "THE BANK"

The Ravens have been outstanding at home since they arrived in Baltimore. Below are their respective home records and corresponding NFL rankings during several periods.

RAVENS HOME RECORDS & NFL RANKINGS

Time Period (Milestone)	Record	NFL Rank
Since 2010 (Past 14 Seasons)	85-34	2
Since 2008 (John Harbaugh's Arrival)	97-38	2t
Since 2000 (First Super Bowl Season)	143-56	3
Since 1998 (M&T Bank Stadium Opened)	151-64	3
Since 1996 (Team's Inception)	158-72-1	4

HOME "D" UNDER HARBS (SINCE 2008)

17.6

POINTS ALLOWED PER GAME
(NFL'S BEST)

79.7

OPPONENT PASSER RATING
(NFL'S 2ND BEST)
BUFFALO - 77.2

309.1

YARDS ALLOWED PER GAME
(NFL'S BEST)

- ✗ Dating back to 2008, the Ravens have outscored opponents 3,512 to 2,376 at home. In their 97 wins during this span, the margin of victory has been 14.5 points per game.
- ✗ The Ravens own a +1,136 point differential at home under John Harbaugh, ranking No. 2 in the NFL (NE is +1,187).
- ✗ Baltimore is 46-0 under Harbaugh when allowing 12 points or fewer at home.

HOME DOMINANCE DATES WAY BACK

The Ravens' "D" has been stout at home for many seasons. Since 2003, Baltimore ranks at the top in several key categories:

BEST NFL DEFENSES AT HOME / SINCE 2003

POINTS PER GAME ALLOWED

1. Baltimore..... 17.3
2. New England.....17.7
3. Pittsburgh 18.3

YARDS PER GAME ALLOWED

1. Baltimore.....302.5
2. Pittsburgh303.8
3. Buffalo317.7

TAKEAWAYS

1. Baltimore.....315
2. New England.....314
3. Buffalo312

DEFENSIVE TDs

1. Arizona.....37
2. Baltimore..... 34
3. Tennessee/Atlanta.....31

HOME FAST FACTS

- Under head coach John Harbaugh, the Ravens are 22-7 in September home games. The Ravens have won 25 of their past 32 home games in the month of September (dating back to 2006).
- Under Coach Harbaugh, the Ravens are 29-7 in November home games, producing the NFL's best such record. The Ravens have won 26 of their past 32 home games during the month.
- The Ravens are 28-9 at home in the month of December under John Harbaugh and 48-17 in such games during their history.
- Under Coach Harbaugh (since 2008), Baltimore has gone 28-7 against NFC teams at M&T Bank Stadium, producing the NFL's best home record by an AFC squad vs. the "other" conference.
- Baltimore has won 31 of its last 39 home games vs. NFC teams.
- In their history, the Ravens have hosted 30 games when the temperature was below 40 degrees. Baltimore is 23-6-1 in such cold weather games.
- Baltimore is 11-3 at home in November against AFC North foes under Harbaugh. Overall under Harbaugh, the Ravens are 32-17 in home games played against AFC North foes.
- Baltimore has won 28 of its last 43 home games vs. AFC North foes.
- The Ravens are 20-6 at home all time against teams from the West Coast/Pacific TZ. (Ari. - 3-1, LV - 6-2, LAC - 4-1, LAR - 1-1, SF - 3-0 & Sea. - 3-1).

BEST HOME DEFENSE

Baltimore has permitted an NFL-low 17.6 ppg at home during the John Harbaugh Era. Under "Harbs," the Ravens are 44-0 at home when allowing 10 points or fewer. In 26 of those games, the Ravens permitted no more than 7 points.

FEWEST POINTS PER GAME ALLOWED AT HOME

(SINCE 2008 / JOHN HARBAUGH ERA)

BALTIMORE 17.6

PITTSBURGH 18.6

NEW ENGLAND 18.8



"THE BANK" OPENED IN 1998

M&T Bank Stadium

ALL-TIME RESULTS / TRENDS


RAVENS REGULAR SEASON RECORDS


Team	Overall Record	Home	Away
Overall	263-198-1	158-72-1	105-126
In M&T Bank Stadium (since 1998)	151-64	151-64	n/a
Coached by Ted Marchibroda	16-31-1	11-12-1	5-19
Coached by Brian Billick	80-64	50-22	30-42
Coached by John Harbaugh	167-103	97-38	70-65
vs. AFC Teams	190-156	114-61	76-96
vs. AFC North	76-60	44-23	32-37
vs. AFC Central (1996-2001)	26-28	13-14	13-14
vs. AFC East	31-24	21-7	10-17
vs. AFC South	26-20	16-7	10-13
vs. AFC West	31-24	20-9	11-15
vs. NFC Teams	73-42-1	44-12-1	29-30
vs. NFC North	12-9	8-3	4-6
vs. NFC Central (1996-2001)	3-5	3-1	0-4
vs. NFC East	19-10-1	11-2-1	8-8
vs. NFC South	17-8	8-4	9-4
vs. NFC West	22-10	14-2	8-8
On Primetime (7 p.m. ET or later)	53-35	29-9	24-26
On Monday Night Football	18-13	6-3	12-10
On Tuesday	1-0	1-0	0-0
On Wednesday	0-1	0-0	0-1
On Thursday Night Football	11-7	9-1	2-6
On Saturday	5-3	3-1	2-2
On Sunday Night Football	21-14	13-5	8-9
In Overtime	17-17-1	10-7-1	7-10
Ravens Shutout Wins	14-0	6-0	8-0
In Season Openers	16-13	10-4	6-9
Indoors	10-16	n/a	10-16
In August	0-1	0-1	0-0
In September	60-38	36-12	24-26
In October	55-57	27-22	28-36
In November	72-46-1	44-16-1	28-30
In December	70-47	48-17	22-30
In January	6-9	3-4	3-5

RAVENS REGULAR SEASON RESULTS WHEN...

Team	Since 2000	Since 2008	2024	Offense	Since 2000	Since 2008	2024
Record	239-159	167-103	7-4	Scoring 20 or more points	192-64	142-49	7-3
vs. AFC North (since 2002)	76-60	59-42	2-2	Scoring 30 or more points	91-10	71-8	6-0
vs. AFC	173-124	119-81	4-4	Having 20 or more first downs	128-71	106-52	7-3
vs. NFC	66-35	48-22	3-0	Totaling 350 or more net yards	124-58	99-43	7-3
Home	143-56	97-38	4-1	At least 35 minutes time of poss.	68-10	48-8	1-0
Away	96-103	70-65	3-3	Rushing for 150 or more yards	98-30	73-22	5-2
On grass	134-97	96-61	5-4	When not throwing an INT	137-35	99-28	6-2
Artificial turf	105-62	71-42	2-0	With a 100-yard rusher	80-29	52-16	5-1
Outdoors	229-146	158-95	6-4	Without a 100-yard rusher	159-130	115-87	2-3
Indoors	10-13	9-8	1-0	With a 100-yard receiver	52-36	40-27	5-2
September	52-31	37-20	2-2	Without a 100-yard receiver	187-124	127-77	2-2
October	52-46	36-30	3-1	With a 300-yard passer	29-21	27-16	2-0
November	67-34	47-20	2-1	Without a 300-yard passer	210-138	141-77	5-4
December	62-40	43-26	0-0				
January	6-8	4-7	0-0				
Leading at halftime	189-37	134-31	5-2				
Trailing at halftime	37-107	24-64	2-2				
Tied at halftime	13-15	9-8	0-0	Defense			
Tied after 3 quarters	5-10	3-6	0-0	When scoring a defensive TD	51-10	29-7	0-0
Leading after 3 quarters	203-31	145-26	5-1	When returning an INT for a TD	35-5	17-4	0-0
Trailing after 3 quarters	31-118	19-71	2-3	When returning a fumble for a TD	19-5	15-3	0-0
Decided by 7 points or fewer	99-95	68-71	4-4	Recording 3 or more sacks	131-52	86-38	7-2
Decided by 3 points or fewer	56-53	40-39	3-2	Holding opp. under 250 net yards	80-21	53-8	1-0
When scoring first	164-56	120-41	4-2	Holding opp. under 21 points	187-45	130-24	2-1
When not scoring first	75-103	47-62	3-2	Holding opp. under 15 points	138-16	90-6	2-0
Positive or even turnover ratio	197-56	133-44	6-3	Allowing a 100-yard rusher	25-34	17-24	0-0
Negative turnover ratio	42-103	34-59	1-1	Not allowing a 100-yard rusher	214-125	150-79	7-4
Winning penalty ratio	100-64	69-38	2-0	Allowing a 100-yard receiver	52-51	36-35	4-2
Losing penalty ratio	116-80	79-52	5-3	Not allowing a 100-yard receiver	187-108	131-68	3-2
Overtime	15-15	11-12	1-0	Allowing a 300-yard passer	36-35	27-29	4-1
When returning a KOR for a TD	5-5	5-4	0-0	Not allowing a 300-yard passer	203-124	140-74	3-3
When returning a PR for a TD	10-3	6-1	0-0				

PLAYER NOTES - JACKSON



LAMAR JACKSON 
#8 | QUARTERBACK

"It's not about stats, though Jackson is posting some preposterous numbers. It's about gravity. We know what it is when a star player walks onto a field, court or pitch. They create new circumstances for their offenses, environments that can't be replicated with similar players. They force defenses to play a slightly different version of the sport they've prepared to play – just different enough to break the math, destroy the scheme and negate the technique. Jackson has gravity."

- ESPN's Ben Solak on Lamar Jackson

2024 PASSING LEADERS (STANDARD QUALIFIERS)

PASSING YARDS

2024

1. Joe Burrow (Cin.) 3,028
2. **Lamar Jackson (Bal.)2,876**
3. Kirk Cousins (Atl.)2,807
4. Geno Smith (Sea.)2,781
5. Brock Purdy (SF)2,613

PASS YARDS PER PASS ATTEMPT

2024

1. Jared Goff (Det.)9.2
2. **Lamar Jackson (Bal.)9.0**
3. Brock Purdy (SF)8.5
4. Jalen Hurts (Phi.)8.4
5. Derek Carr (NO)8.3

PASSING TDs

2024

1. Joe Burrow (Cin.) 27
2. **Lamar Jackson (Bal.) 25**
3. Baker Mayfield (TB)24
4. Jared Goff (Det.) 20
5. Sam Darnold (Min.)19

PASSER RATING

2024

1. **Lamar Jackson (Bal.) 117.3**
2. Jared Goff (Det.)112.1
3. Joe Burrow (Cin.)106.9
4. Derek Carr (NO)106.4
5. Baker Mayfield (TB)103.6

LEADING THE LEAGUE IN AIR + GROUND YARDS

QB Lamar Jackson has combined for a league-best 3,460 combined passing (2,876) & rushing (584) yards in 2024.

COMBINED PASSING + RUSHING YARDS / 2024

Rk.	Player (Team)	Pass Yds	Rush Yds	Total Yds
1.	Lamar Jackson (Bal.)	2,876	584	3,460
2.	Joe Burrow (Cin.)	3,028	151	3,179
3.	Geno Smith (Sea.)	2,781	222	3,003
4.	Brock Purdy (SF)	2,613	267	2,880
5.	Josh Allen (Buf.)	2,543	316	2,859

JACKSON'S HISTORIC 2024

- ✗ Jackson is the fifth QB since the 1970 NFL merger with 2,500+ passing yards, 25+ TD passes and 3-or-fewer INTs in his first 11 games of a season, joining Tom Brady (2017), Drew Brees (2018), Patrick Mahomes (2020) and Aaron Rodgers (2014).
- ✗ Jackson's 2024, Josh Allen's 2022 and Kyler Murray's 2020 are the only three post-merger instances in which a player has posted at least 2,800 passing yards and 500 rushing yards through his team's first 11 games of a season.
- ✗ Jackson's seven performances with at least 200 passing yards and 40 rushing in 2024 are the NFL's second most ever attained through the first 11 games of a post-merger season. Only Josh Allen (eight in 2022) tallied more.

PASSING & RUSHING TDs

Jackson's 27 total TDs (25 pass & 2 rush) rank No. 2 in 2024, trailing only QB Joe Burrow's 28 (27 pass & 1 rush).

TOTAL TDs (PASS + RUSH) / 2024

Rk.	Player (Team)	Pass TDs	Rush TDs	Total TDs
1.	Joe Burrow (Cin.)	27	1	28
2.	Lamar Jackson (Bal.)	25	2	27
3.	Baker Mayfield (TB)	24	2	26
4.	Josh Allen (Buf.)	18	5	23
	Jalen Hurts (Phi.)	12	11	23

MOST GAMES WITH A 100+ PASSER RATING

Jackson's eight games with a passer rating of at least 100 are tied (with QB Sam Darnold) for the league's most this season.

GAMES WITH 100+ PASSER RATING / 2024

Rk.	Player (Team)	Games
1.	Lamar Jackson (Bal.)	8
	Sam Darnold (Min.)	8
3.	Joe Burrow (Cin.)	7
	Jared Goff (Det.)	7
5.	Josh Allen (Buf.)	6

PLAYER NOTES - JACKSON

A PROVEN WINNER

REGULAR SEASON RECORD / STARTING QBs

(MINIMUM 50 CAREER STARTS / SINCE 1970 MERGER)

Rk.	Quarterback	Record	Win Pct.
1.	Patrick Mahomes	83-23	.783
2.	Tom Brady	251-82	.754
3.	Roger Staubach	84-29	.743
4.	Lamar Jackson	65-23	.739
5.	Joe Montana	117-47	.713

REGULAR SEASON RECORD / ACTIVE QBs

SINCE WEEK 11, 2018 (JACKSON'S FIRST NFL START) / MIN. 25 STARTS

Rk.	Quarterback	Record	Win Pct.
1.	Patrick Mahomes	73-22	.768
2.	Lamar Jackson	65-23	.739
3.	Brock Purdy	22-9	.710
4.	Josh Allen	70-29	.707
5.	Jalen Hurts	42-19	.689

FEWEST STARTS TO REACH 50 CAREER WINS

(SUPER BOWL ERA / SINCE 1966)

Rk.	Quarterback	Starts
1.	Ken Stabler	62
2.	Patrick Mahomes	63
3.	Tom Brady	65
4.	Roger Staubach	67
5.	Lamar Jackson	68

MOST WINS BY A QB IN FIRST 50 NFL STARTS

(SINCE 1970 MERGER)

1.	Patrick Mahomes	40
	Ken Stabler	40
3.	Lamar Jackson	38
	Tom Brady	38
	Danny White	38

MOST WINS BY A QB AGE 25 OR YOUNGER

(NFL HISTORY)

1.	Lamar Jackson	45
2.	Drew Bledsoe	42
3.	Dan Marino	41
4.	Josh Allen	39
	Ben Roethlisberger	39

MOST RUSHING YARDS BY A QB IN NFL HISTORY

Rk.	Quarterback	Games	Yards	YPG
1.	Michael Vick	143	6,109	42.7
2.	Lamar Jackson	97	5,842	60.2
3.	Cam Newton	148	5,628	38.0
4.	Russell Wilson	190	5,317	28.0
5.	Randall Cunningham	161	4,928	30.6

MOST RUSHING YARDS BY A QB IN A SINGLE SEASON

Rk.	Quarterback (Year)	Yards
1.	Lamar Jackson (2019)	1,206
2.	Justin Fields (2022)	1,143
3.	Michael Vick (2006)	1,039
4.	Lamar Jackson (2020)	1,005
5.	Bobby Douglass (1972)	968

MOST GAMES WITH PERFECT PASSER RATING

(NFL HISTORY / MIN. 15 PASS ATTEMPTS)

Rk.	Quarterback	NFL Seasons	Games
1.	Lamar Jackson	7 Seasons	4
2.	Tom Brady	23 Seasons	3
	Peyton Manning	17 Seasons	3
	Ben Roethlisberger	18 Seasons	3
	Kurt Warner	12 Seasons	3



✗ QB Lamar Jackson (12/31/23 vs. Mia. & 9/8/19 at Mia.) and QB Ben Roethlisberger are the only QBs in NFL history with multiple performances posting a perfect passer rating (158.3) and at least 5 passing TDs.

100-YARD & 50-YARD RUSHING GAMES

MOST 100-YARD RUSH GAMES / QBs / NFL HISTORY



LAMAR JACKSON



MICHAEL VICK



JUSTIN FIELDS



RUSSELL WILSON

✗ Jackson's three postseason performances with at least 100 rushing yards also stand as the most in NFL history.

MOST 50-YARD RUSH GAMES / QBs / NFL HISTORY



LAMAR JACKSON



MICHAEL VICK



CAM NEWTON



R. CUNNINGHAM

GETTING IT DONE BOTH WAYS

MOST GAMES LEADING TEAM IN RUSHING & PASSING

(NFL HISTORY)

Rk.	Player	Games
1.	Cam Newton	40
2.	Lamar Jackson	39
3.	Randall Cunningham	34
4.	Josh Allen	30

MOST GAMES WITH 5+ PASS TDs & 0 INTs

(NFL HISTORY)

Rk.	Quarterback	Total Starts	Games
1.	Tom Brady	333	8
	Drew Brees	286	8
3.	Lamar Jackson	88	5
	Peyton Manning	265	5
	Aaron Rodgers	235	5
	Ben Roethlisberger	247	5



✗ QB Lamar Jackson's five outings with at least 5 passing TDs ties Dan Marino for the third most within the first seven seasons of a career, trailing only Peyton Manning (six) and Patrick Mahomes (six).

PLAYER NOTES - JACKSON

GAMES WITH ... IN NFL HISTORY

4 PASS TDs + 100 RUSH YDS

Lamar Jackson	1
Randall Cunningham	1
Cam Newton	1

3 PASS TDs + 100 RUSH YDS

Lamar Jackson	4
Pete Layden	2
Eight Players	1

250 PASS + 100 RUSH YDS

Lamar Jackson	4
Cam Newton	3
Seven Players	1

200 PASS + 100 RUSH YDS

Lamar Jackson	9
Josh Allen	3
Cam Newton / Russell Wilson	3

4 PASS TDs + 50 RUSH YDS

Lamar Jackson	7
Cam Newton	3
Aaron Rodgers / Mike Vick	2

3 PASS TDs + 50 RUSH YDS

Lamar Jackson	14
Cam Newton	10
Russell Wilson	8

250 PASS + 50 RUSH YDS

Josh Allen	15
Lamar Jackson	13
Cam Newton / Russell Wilson	13

200 PASS + 50 RUSH YDS

Lamar Jackson	29
Cam Newton	28
Russell Wilson	25

JACKSON'S CAREER HONORS

TWO-TIME ASSOCIATED PRESS NFL MVP

• 2023 & 2019

TWO-TIME ASSOCIATED PRESS FIRST-TEAM ALL-PRO

• 2023 & 2019

THREE-TIME PRO BOWLER

• 2023, 2021 & 2019

TWO-TIME PFWA NFL MVP

• 2023 & 2019

MAXWELL FB CLUB'S BERT BELL PRO PLAYER OF THE YEAR

• 2023 & 2019

RANKED THE NO. 1 PLAYER ON THE NFL NETWORK'S TOP 100

• 2020

FEDEX PLAYER OF THE YEAR

• 2019

PFWA OFFENSIVE PLAYER OF THE YEAR

• 2019

SPORTING NEWS OFFENSIVE PLAYER OF THE YEAR

• 2023 & 2019

TWO-TIME PFWA ALL-NFL TEAM

• 2023 & 2019

SPORTING NEWS ALL-PRO TEAM

• 2023 & 2019

TWO-TIME RAVENS TEAM MVP, VOTED ON BY LOCAL MEDIA

• 2023 & 2019

TWO-TIME 101 AWARDS' AFC OFFENSIVE PLAYER OF THE YEAR

• 2023 & 2019

PRO BOWL OFFENSIVE MVP

• 2019

FOUR-TIME AFC OFFENSIVE PLAYER OF THE MONTH

• October 2024, December-January 2023, September 2022, November 2019

13-TIME AFC OFFENSIVE PLAYER OF THE WEEK

• Week 10, 2024; Week 7, 2024; Week 5, 2024; Week 17, 2023; Week 7, 2023; Week 5, 2021; Week 14, 2020; Week 1, 2020; Week 15, 2019; Week 12, 2019; Week 10, 2019; Week 9, 2019; Week 1, 2019

FOUR-TIME FEDEX AIR NFL PLAYER OF THE WEEK

• Week 17, 2023; Week 12, 2019; Week 10, 2019; Week 1, 2019

FEDEX GROUND NFL PLAYER OF THE WEEK

• Week 6, 2019

NFL OFFENSIVE ROOKIE OF THE MONTH

• December 2018

Lamar Jackson owns the best record by a starting QB in primetime (19-5) and when playing an interconference foe (23-1) in NFL history.

RAVENS' SINGLE-GAME & SINGLE-SEASON RECORDS

SINGLE-GAME RECORDS

SINGLE-SEASON RECORDS

PASSING TDs

QB (Date/Opponent)	TDs
Lamar Jackson (10/21/24 at TB)	5
Lamar Jackson (12/31/23 vs. Mia.)	5
Lamar Jackson (12/12/19 vs. NYJ)	5
Lamar Jackson (11/25/19 at LAR)	5
Lamar Jackson (9/8/19 at Mia.)	5
Joe Flacco (10/12/14 at TB)	5
Tony Banks (9/10/00 vs. Jax.)	5

QB (Season)	TDs
Lamar Jackson (2019)	36
Vinny Testaverde (1996)	33
Joe Flacco (2014)	27
Lamar Jackson (2020)	26
Lamar Jackson (2024)	25
Joe Flacco (2010)	25
Lamar Jackson (2023)	24

PASSING YARDS

QB (Date/Opponent)	Yards
Lamar Jackson (10/11/21 vs. Ind.)	442
Vinny Testaverde (10/27/96 vs. LAR)	429
Joe Flacco (9/25/11 at STL)	389

QB (Season)	Yards
Joe Flacco (2016)	4,317
Vinny Testaverde (1996)	4,177
Joe Flacco (2014)	3,986

COMPLETION PERCENTAGE

QB (Date/Opponent)	Pct.
Lamar Jackson (11/10/19 at Cin.)88.2
Lamar Jackson (10/11/21 vs. Ind.)86.0
Lamar Jackson (12/31/23 vs. Mia.)85.7

QB (Season)	Pct.
Lamar Jackson (2023)	67.2
Lamar Jackson (2024)	67.0
Lamar Jackson (2019)	66.1

PASSER RATING

QB (Date/Opponent)	Rate
Lamar Jackson (11/3/24 vs. Den.)	158.3
Lamar Jackson (12/31/23 vs. Mia.)	158.3
Lamar Jackson (11/10/19 at Cin.)	158.3
Lamar Jackson (9/8/19 at Mia.)	158.3

QB (Season)	Rate
Lamar Jackson (2024)	117.3
Lamar Jackson (2019)	113.3
Lamar Jackson (2023)	102.7
Lamar Jackson (2020)	99.3

PLAYER NOTES - JACKSON

MULTIPLE AP MVP AWARDS: HISTORIC COMPANY

- ✗ Jackson (2) is the 11th player in NFL history to win multiple MVP honors, joining Peyton Manning (5), Aaron Rodgers (4), Tom Brady (3), Jim Brown (3), Brett Favre (3), Johnny Unitas (3), Patrick Mahomes (2), Joe Montana (2), Kurt Warner (2) & Steve Young (2).
- ✗ Only Jackson, Mahomes, Favre & Brown have been named league MVP multiple times at age 27 or younger.

2023 MVP (49 OF 50 FIRST-PLACE VOTES)

- ✗ Jackson tallied 4,499 total yards, racking up a career-high 3,678 through the air, to go with a career-best 67.2% completion rate and the NFL's No. 4 passer rating (102.7). He posted a QB-high 821 rushing yards for a league-best 5.5 yards-per-carry average and led his team in passing and rushing an NFL-high seven times.
- ✗ Jackson became the fifth player in NFL history (Josh Allen, Daunte Culpepper, Cam Newton & Dak Prescott) to post 100+ pass TDs and 25+ rush TDs within the first six years of a career.
- ✗ Jackson produced the sixth season (also Kyler Murray in 2020, Jackson in 2019, Russell Wilson in 2014, Robert Griffin III in 2012 & Randall Cunningham in 1990) in NFL history of at least 3,000 passing yards and 800 rushing yards. He's the only player in NFL history to tally multiple such seasons.
- ✗ Jackson recorded his third-career 800-yard rushing season, breaking a tie with Michael Vick (two) for the most such seasons by a QB in NFL history.
- ✗ Jackson became the fourth (also Michael Vick, Russell Wilson & Cam Newton) and fastest (82 games) QB in NFL history to reach 5,000 career rushing yards.
- ✗ In the 2023 Divisional Round vs. Hou., Jackson recorded his third-career 100-yard rushing outing in the playoffs, breaking a tie with QB Colin Kaepernick for the most such playoff performances by a QB in NFL history. He also became the first player in NFL history to reach the following marks in *any* game: 100+ rushing yards, 100.0+ passer rating, 2+ passing TDs, 2+ rushing TDs.
- ✗ In a Week 17 win vs. Mia., Jackson completed 18-of-21 passes (85.7%) for 321 yards and 5 TDs, posting a perfect passer rating (158.3) for the third time in his career. He became the second QB in NFL history (also Ben Roethlisberger) to produce multiple outings (also 9/8/19 at Mia.) with a perfect passer rating and at last 5 passing TDs. His three career games with a perfect passer rating (min. 15 pass att.) are tied (with Tom Brady, Peyton Manning, Ben Roethlisberger & Kurt Warner) for the NFL's most ever.
- ✗ In a Week 14 victory vs. LAR, Jackson became the first QB in NFL history with multiple performances of at least 300 passing yards, 3 passing TDs and 70 rushing yards (also 9/18/22 vs. Mia.).
- ✗ In a Week 7 victory vs. Det., Jackson completed 21-of-27 passes for 357 yards and 3 TDs, while adding 9 carries for 36 yards and 1 TD, en route to earning his 50th-career victory as the starter. He became the fourth-fastest starting QB in the Super Bowl Era (since 1966) to reach 50 wins, doing so in his 68th-career start. Only Ken Stabler (62), Patrick Mahomes (63), Tom Brady (65) and Roger Staubach (67) reached 50 wins as a starter faster.
- ✗ In Week 3 vs. Ind., Jackson recorded his second-career performance of at least 200 passing yards, 100 rushing yards and 2 rushing TDs. He owns the only two such single-game outputs reaching these marks in NFL history. Additionally, Jackson posted his third-career game with at least 100 rushing yards and multiple rushing TDs. There have only been nine such performances since the merger, and Jackson is the only player with multiple.

2019 UNANIMOUS MVP


- ✗ Jackson became the only QB in NFL history to produce at least 3,000 passing yards and 1,000 rushing yards in a season. (He had 3,127 passing & 1,206 rushing.)
- ✗ Jackson was responsible for an NFL-best 43 total TDs (36 passing & 7 rushing). His 36 TD passes and 9.0 passing TD percentage each led the NFL and still stand as the most in franchise single-season history.
- ✗ Jackson rushed for 1,206 yards, marking the most by a QB in NFL single-season history. He also produced the NFL's QB single-season record for most 100-yard rushing games (five).
- ✗ Jackson (36/7) became the third QB in NFL history with at least 35 pass TDs & 7 rush TDs. Steve Young (1994), Cam Newton (2015) and Josh Allen (2020 & 2022) have also accomplished this feat.
- ✗ In his final eight games, Jackson threw 25 TDs and 1 INT, completing 69.4% of his passes for 1,477 yards and a 130.3 rating. He tallied 630 rushing yards & 4 rush TDs.
- ✗ In the 2019 Divisional Playoff vs. Ten., Jackson became the first player in NFL history with at least 350 passing yards (365) and 100 rushing yards (143) in *any* game.
- ✗ In a Week 15 win vs. NYJ, Jackson rushed for at least 85 yards, while throwing for 5 TDs for the second time in his career. (He also did this on 11/25/19 at LAR.) Cam Newton is the only other player in NFL history to accomplish the 85 rushing yards/5 passing TDs feat in a game, doing so once in 2015.
- ✗ Jackson posted two perfect passer ratings (at Cin. & Mia.), making him one of two QBs in NFL history (Ben Roethlisberger, 2007) to attain the 158.3 mark twice in a season. His 113.3 overall passer rating ranked No. 3 in the NFL and still stands as a franchise single-season record.
- ✗ In Weeks 11 (vs. Hou.) and 12 (at LAR), Jackson became the first NFL player ever to throw at least 4 passing TDs and post at least 50 rush yards in back-to-back games.
- ✗ In a Week 6 victory over Cincinnati, Jackson became the first player ever to pass for 200 yards (236) and rush for 150 yards (152) in a regular season game. (Colin Kaepernick also accomplished this feat in a 2013 playoff game.)


JACKSON'S NO. 1 QB RANKS IN 2019

- ✗ 43 TOTAL TOUCHDOWNS
- ✗ 36 PASSING TOUCHDOWNS
- ✗ 9.0 PASSING TD PERCENTAGE
- ✗ 6.9 RUSHING YARDS PER CARRY
- ✗ 2 GAMES W/ PERFECT PASSER RTG
- ✗ 3 GAMES W/ 5+ TD PASSES
- ✗ 4 GAMES WITH 4+ TD PASSES
- ✗ 8 GAMES WITH 3+ TD PASSES
- ✗ 13 WINS AS STARTING QB (TIED)
- ✗ 1,206 RUSHING YARDS (QB RECORD)



PLAYER NOTES - ANDREWS



MARK ANDREWS 
#89 | TIGHT END

"He can do it at the line of scrimmage, and he can do it down the field. He runs routes that guys his size shouldn't be able to run. That gives you such an advantage. He's just kind of a mismatch out there for most defenses. That's the nature of what you want in a tight end. You want a guy that can do it all. There haven't been that many tight ends in history that have done it that well."

- Former Ravens TE Todd Heap on Mark Andrews

ACTIVE TIGHT END LEADERS SINCE 2019

RECEIVING YARDS

SINCE 2019

1. Travis Kelce (KC) 6,599
2. George Kittle (SF) 4,942
3. **Mark Andrews (Bal.)** **4,684**
4. T.J. Hockenson (Min.) 3,659
5. Dallas Goedert (Phi.) 3,642

RECEPTIONS

SINCE 2019

1. Travis Kelce (KC) 559
2. **Mark Andrews (Bal.)** **379**
3. Evan Engram (Jax.) 376
4. George Kittle (SF) 372
5. T.J. Hockenson (Min.) 354

RECEIVING TOUCHDOWNS

SINCE 2019

1. Travis Kelce (KC) 44
2. **Mark Andrews (Bal.)** **42**
3. George Kittle (SF) 37
4. Hunter Henry (NE) 27
5. D. Knox / T. Hockenson 23

FIRST-DOWN RECEPTIONS

SINCE 2019

1. Travis Kelce (KC) 366
2. **Mark Andrews (Bal.)** **254**
3. George Kittle (SF) 232
4. T.J. Hockenson (Min.) 192
5. Dallas Goedert (Phi.) 188

45 RECEIVING TDs IN FIRST SEVEN SEASONS

TE Mark Andrews has posted the fifth-most TD receptions (45) by a TE in the first seven seasons (2018-24) of a career in NFL history, and he continues to climb the charts.

MOST RECEIVING TDs / TEs / FIRST SEVEN SEASONS (NFL HISTORY)

Rk.	Player (Years)	Receiving TDs
1.	Rob Gronkowski (2010-16)	68
2.	Antonio Gates (2003-09)	59
	Jimmy Graham (2010-16)	59
4.	Tony Gonzalez (1997-2003)	47
5.	Mark Andrews (2018-24)	45



45 CAREER RECEIVING TDs

Home	23	2018	3	2024	5
Away	22	2019	10	Primetime	11
1st Qtr.	8	2020	7	In A Win	33
2nd Qtr.	16	2021	9	Red Zone	38
3rd Qtr.	10	2022	5	vs. AFC	31
4th Qtr./OT	11	2023	6	vs. AFC North	18

MULTI-TD MARK

TE Mark Andrews has posted a franchise-best 10 games with multiple TD receptions. He's also the fourth TE in NFL history with multiple TD receptions in at least 10 outings within his first seven seasons, joining Rob Gronkowski (14), Jimmy Graham (13) and Antonio Gates (11).

MOST GAMES W/ 2+ REC. TDs / TEs / YEARS 1-7 (NFL HISTORY)

Rk.	TE (First Seven Years)	Multi-TD Games
1.	Rob Gronkowski (2010-16)	14
2.	Jimmy Graham (2010-16)	13
3.	Antonio Gates (2003-09)	11
4.	Mark Andrews (2018-24)	10

MULTI-TD MACHINE

GAMES WITH MULTIPLE RECEIVING TDs (ALL PLAYERS / SINCE 2019)

1. Davante Adams (NYJ) 16
2. Mike Evans (TB) 15
3. **Mark Andrews (Bal.)** **10**
- Ja'Marr Chase (Cin.) 10
- Tyreek Hill (Mia.) 10

DAMAGE DONE IN THE END ZONE

END ZONE TARGETS (NFL TEs / SINCE 2019)

1. **Mark Andrews (Bal.)** **61**
2. Travis Kelce (KC) 47
3. Gesicki / Henry 43

TDs CAUGHT IN END ZONE (NFL TEs / SINCE 2019)

1. **Mark Andrews (Bal.)** **29**
2. Travis Kelce (KC) 21
- George Kittle (SF) 21

PLAYER NOTES - ANDREWS

ANDREWS' HISTORIC 2021

In 2021, Andrews produced new single-season franchise records for receptions (107) and receiving yards (1,361). His 1,361 receiving yards also rank third most by a TE in league history and were sixth overall in 2021.

MOST RECEIVING YARDS BY A TIGHT END

SINGLE-SEASON NFL HISTORY

Rk.	Tight End (Year)	Rec.	Yards	Avg.	TDs
1.	Travis Kelce (2020)	105	1,416	13.5	11
2.	George Kittle (2018)	88	1,377	15.6	5
3.	Mark Andrews (2021)	107	1,361	12.7	9
4.	Travis Kelce (2022)	110	1,338	12.2	12
5.	Travis Kelce (2018)	103	1,336	13.0	10

MOST RECEIVING YARDS OVERALL / 2021 SEASON

Rk.	Player	Rec.	Yards	Avg.	TDs
1.	Cooper Kupp (LAR)	145	1,947	13.4	16
2.	Justin Jefferson (Min.)	108	1,616	15.0	10
3.	Davante Adams (GB)	123	1,553	12.6	11
4.	Ja'Marr Chase (Cin.)	81	1,455	18.0	13
5.	Deebo Samuel (SF)	77	1,405	18.2	6
6.	Mark Andrews (Bal.)	107	1,361	12.7	9
7.	Tyreek Hill (KC)	111	1,239	11.2	9
8.	Stefon Diggs (Buf.)	103	1,225	11.9	10

50-YARD MARK & 100-YARD MARK

100-YARD RECEIVING GAMES IN RAVENS HISTORY

SINGLE SEASON

Rk.	Player (Year)	Games
1.	Mark Andrews (2021)	5
2.	Zay Flowers (2024)	4
	Clayton ('06) / Jackson ('96) ..	4
	Steve Smith Sr. (2014)	4

ALL TIME

Rk.	Player	Games
1.	Mark Andrews	10
2.	Mark Clayton	9
3.	Steve Smith Sr.	8
4.	Derrick Mason	7

50-YARD RECEIVING GAMES IN RAVENS HISTORY

SINGLE SEASON

Rk.	Player (Year)	Games
1.	Mark Andrews (2021)	14
2.	Derrick Mason (2005)	13
3.	Michael Jackson (1996)	12
	Derrick Mason (2007)	12

ALL TIME

Rk.	Player	Games
1.	Derrick Mason	54
2.	Mark Andrews	53
3.	Todd Heap	50
4.	Torrey Smith	34

MOST GAMES BY ACTIVE TEs WITH 50 & 100

50 YARDS

Rk.	Player (Team)	Games
1.	Travis Kelce (KC)	111
2.	Zach Ertz (Was.)	67
3.	George Kittle (SF)	61
4.	Mark Andrews (Bal.)	53

100 YARDS

Rk.	Player (Team)	Games
1.	Travis Kelce (KC)	38
2.	George Kittle (SF)	18
3.	Zach Ertz (Was.)	12
4.	Mark Andrews (Bal.)	10

MORE FRANCHISE MARKS

RAVENS HISTORY

MULTI-TD RECEIVING GAMES

Rk.	Player	Games
1.	Mark Andrews	10
2.	Todd Heap	9
3.	Torrey Smith	6

SEASONS WITH 5+ REG TDs

Rk.	Player	Seasons
1.	Mark Andrews	6
2.	Todd Heap	5
3.	Derrick Mason	4

LET THE RECORDS SHOW

TOP 10 RECEIVING YARDS / RAVENS / ALL TIME

Rk.	Player (Seasons)	Rec.	Yards	Avg.	TDs
1.	Derrick Mason (2005-10)	471	5,777	12.3	29
2.	Todd Heap (2001-10)	467	5,492	11.8	41
3.	Mark Andrews (2018-24)	413	5,236	12.7	45
4.	Torrey Smith (2011-14)	213	3,591	16.9	30
5.	Mark Clayton (2005-09)	234	3,116	13.3	12
6.	Ray Rice (2008-13)	369	3,034	8.2	6
7.	Qadry Ismail (1999-2001)	191	2,819	14.8	18
8.	Travis Taylor (2000-04)	204	2,758	13.5	15
9.	Anquan Boldin (2010-12)	186	2,645	14.2	14
10.	Michael Jackson (1996-98)	183	2,596	14.2	18

Andrews already ranks in the Top 3 all time in each of Baltimore's major receiving categories over the course of a Ravens career.

RECEPTIONS

1.	Derrick Mason ...	471
2.	Todd Heap	467
3.	Mark Andrews ..	413
4.	Ray Rice	369

YARDS

1.	Derrick Mason ..	5,777
2.	Todd Heap ...	5,492
3.	Mark Andrews ..	5,236
4.	Torrey Smith ..	3,591

TDs

1.	Mark Andrews ...	45
2.	Todd Heap	41
3.	Torrey Smith	30
4.	Derrick Mason ...	29

Mark Andrews joins Rob Gronkowski (NE), Tony Gonzalez/Travis Kelce (KC) and Antonio Gates (LAC) as the only TEs in NFL history to hold the distinction of being a franchise's record holder for most receiving TDs.

BALTIMORE'S EXCEPTIONAL TE TRIO

Baltimore's 21 TD receptions between its trio of Mark Andrews (11), Isaiah Likely (8) and Charlie Kolar (2) since 2023 marks the NFL's most by a team's TEs room.

MOST REC. TDs / NFL TEs ROOMS / 2023-24

Rk.	Team	Receiving TDs
1.	Baltimore Ravens	21
2.	Detroit Lions	16
	New Orleans Saints	16
4.	Cleveland Browns	13
	San Francisco 49ers	13

✗ Baltimore is the only team with two TEs (Andrews & Likely) that have each posted at least 8 TD grabs since 2023. Additionally, the Ravens are one of five teams (also Buf., Cin., Min. & NO) to have a trio of TEs (also Kolar) with multiple receiving scores during this span.

PLAYER NOTES - HENRY



DERRICK HENRY 
#22 | RUNNING BACK

"He leads the league in yards. He leads the league in rushing touchdowns. The stats are just absolutely garish. He has been so good and so badass. He's not even doing it with all these crazy, angry runs. He's coasting in the open field. He's going through touchdowns untouched."

- Good Morning Football's Kyle Brandt on Derrick Henry

2024 RUSHING LEADERS (STANDARD QUALIFIERS)

RUSHING YARDS

2024

1. **Derrick Henry (Bal.)** 1,185
2. Saquon Barkley (Phi.) 1,137
3. Josh Jacobs (GB) 838
4. Chuba Hubbard (Car.) 818
5. Jahmyr Gibbs (Det.) 796

RUSHING TDs

2024

1. **Derrick Henry (Bal.)** 13
2. Jalen Hurts (Phi.) 11
3. James Cook (Buf.) 10
David Montgomery (Det.) 10
5. Barkley / Dobbins / Gibbs / K. Williams 8

YARDS PER RUSH

2024

1. **Lamar Jackson (Bal.)** 6.1
2. **Derrick Henry (Bal.)** 6.0
Jahmyr Gibbs (Det.) 6.0
4. Saquon Barkley (Phi.) 5.8
5. Tank Bigsby (Jax.) 5.5

RUSHING FIRST DOWNS

2024

1. **Derrick Henry (Bal.)** 52
2. Kyren Williams (LAR) 50
3. James Conner (Ari.) 47
4. Saquon Barkley (Phi.) 46
5. Alvin Kamara (NO) 45

YARDS BEFORE & AFTER CONTACT

RB Derrick Henry is the NFL's only RB this season to rank Top 5 in each yards before (2.24) and after contact (3.82) per rush.

MOST YDs PRE & POST CONTACT PER RUSH / 2024 RBs

YDs BEFORE CONTACT PER RUSH

Rk.	Player (Team)	Avg.
1.	Jahmyr Gibbs (Det.)	2.94
2.	Saquon Barkley (Phi.)	2.46
3.	Derrick Henry (Bal.)	2.24
4.	Tyron Tracy Jr. (NVG)	2.14
5.	Chuba Hubbard (Car.)	1.94

YDs AFTER CONTACT PER RUSH

Rk.	Player (Team)	Avg.
1.	Tank Bigsby (Jax.)	4.97
2.	Bucky Irving (TB)	3.90
	Tony Pollard (Ten.)	3.90
4.	Derrick Henry (Bal.)	3.82
5.	Tyler Allgeier (Atl.)	3.78

HENRY'S HISTORIC 2024

- ✗ Henry became the fourth player since the 1970 merger to reach the end zone in each of the first 11 games of a season, joining Hall of Famers O.J. Simpson (first 14 in 1975), Jerry Rice (first 12 in 1987) and John Riggins (first 12 in 1983).
- ✗ With 15 total TDs (13 rushing, 2 receiving) in 2024, Henry has already tied RBs Ray Rice (15 in 2011) and Mark Ingram II (15 in 2019) for the most times reaching the end zone in Ravens single-season history.
- ✗ Henry, who owns a league-high 1,185 rushing yards and 13 rushing TDs on an RB-best 6.0 yards per carry, is the first player since the 1970 merger to register at least 1,100 rushing yards and 13 rushing TDs on at least 6.0 yards per carry through 11 games of a season.

CARRIES OF 5, 10, 25 & 50 YARDS IN 2024

Henry ranks Top 3 in carries of at least 5, 10, 25 and 50 yards among RBs this season.

MOST SUCH CARRIES / RBs / 2024

5+ YARDS

Saquon Barkley (Phi.)	76
Derrick Henry (Bal.)	74
Bijan Robinson (Atl.)	74

10+ YARDS

Saquon Barkley (Phi.)	26
Derrick Henry (Bal.)	23
James Conner (Ari.)	23

25+ YARDS

Derrick Henry (Bal.)	12
Saquon Barkley (Phi.)	7
Dobbins/Hubbard/Jacobs/Tracy	5

50+ YARDS

Derrick Henry (Bal.)	3
Saquon Barkley (Phi.)	3
Tank Bigsby (Jax.)	2

RUSHING FOR 100 & 150

GAMES WITH 100+ VIA RUSH / 2024

1. Saquon Barkley (Phi.) 6
Joe Mixon (Hou.) 6
3. **Derrick Henry (Bal.)** 5

GAMES WITH 150+ VIA RUSH / 2024

1. **Derrick Henry (Bal.)** 3
2. Saquon Barkley (Phi.) 2
3. Hubbard/Jacobs/Kamara/Mixon . 1

In 2024, **Derrick Henry** tied (HOFers LaDainian Tomlinson, Emmitt Smith) for the most seasons with 1K+ rushing yards and 12+ rushing TDs in NFL history.

PLAYER NOTES - HENRY

RUSHING LEADERS / ACTIVE RBs / REGULAR SEASON

RUSHING YARDS

1. **Derrick Henry (Bal.)**10,687
2. Ezekiel Elliott (Dal.) 9,083
3. Joe Mixon (Hou.) 7,176

RUSHING TOUCHDOWNS

1. **Derrick Henry (Bal.)**103
2. Ezekiel Elliott (Dal.) 73
3. Alvin Kamara (NO) 60

RUSHING FIRST DOWNS

1. **Derrick Henry (Bal.)** 519
2. Ezekiel Elliott (Dal.) 509
3. Joe Mixon (Hou.)374

100-YARD RUSHING GAMES

1. **Derrick Henry (Bal.)** 43
2. Nick Chubb (Cle.) 30
- Ezekiel Elliott (Dal.) 30

GAMES W/ MULTIPLE RUSHING TDs

1. **Derrick Henry (Bal.)** 26
2. Ezekiel Elliott (Dal.)14
3. J. Jacobs / A. Kamara13

GAMES W/ 3+ RUSHING TDs

1. **Derrick Henry (Bal.)** 6
2. Alvin Kamara (NO) 3
3. N. Chubb / J. Jacobs / A. Jones / J. Mixon 2

In 2024, **Derrick Henry** became the first player since 2019 (Damien Williams, KC) to record multiple rushes of at least 80 yards in a single season.

MORE OF HENRY'S NO. 1 RANKS AMONG ACTIVE RBs

- ✗ 2,227 RUSHES
- ✗ 8,054 RUSHING YARDS AFTER CONTACT
- ✗ 108 SCRIMMAGE (RUSH + REC.) TDs
- ✗ 809 RUSHES OF 5+ YARDS
- ✗ 256 RUSHES OF 10+ YARDS
- ✗ 44 RUSHES OF 25+ YARDS
- ✗ 22 RUSHES OF 40+ YARDS
- ✗ 18 RUSHES OF 50+ YARDS
- ✗ 16 GAMES WITH 150+ RUSHING YARDS
- ✗ 6 GAMES WITH 200+ RUSHING YARDS
- ✗ 7 SEASONS WITH 10+ RUSHING TDs
- ✗ 6 SEASONS WITH 1,000+ RUSHING YARDS



UP THERE WITH THE ALL-TIME GREATS

RB Derrick Henry's 103 rushing TDs mark the eighth most all time. Of the Top 7 players in front of Henry, six are forever enshrined into the Pro Football Hall of Fame.

MOST RUSHING TDs (NFL HISTORY)

Rk.	Player (Years)	Rushing TDs
1.	Emmitt Smith* (1990-2004)	164
2.	LaDainian Tomlinson* (2001-11)	145
3.	Marcus Allen* (1982-97)	123
4.	Adrian Peterson (2007-21)	120
5.	Walter Payton* (1975-87)	110
6.	Jim Brown* (1957-65)	106
7.	John Riggins* (1971-85)	104
8.	Derrick Henry (2016-24)	103
9.	Shaun Alexander (2000-08)	100
	Marshall Faulk* (1994-2005)	100
11.	Barry Sanders* (1989-98)	99
12.	Jerome Bettis* (1993-2005)	91
	Franco Harris* (1972-84)	91
14.	Eric Dickerson* (1983-93)	90
	Curtis Martin* (1995-2005)	90

* Indicates Hall of Famer

HENRY'S YARDS PER CARRY ARE NOT TOO SHABBY

Among the 42 players in NFL history with at least 2,000 rushing attempts, RB Derrick Henry's 4.8 yards per carry ranks No. 3, trailing only HOFers Jim Brown (5.2) & Barry Sanders (5.0).

YARDS PER CARRY / MINIMUM 2,000 ATTEMPTS (REGULAR SEASON / NFL HISTORY)

Rk.	Player (Years)	Rushes	Yds	YPC
1.	Jim Brown* (1957-65)	2,359	12,312	5.2
2.	Barry Sanders* (1989-98)	3,062	15,269	5.0
3.	Derrick Henry (2016-24)	2,227	10,687	4.8
4.	Tiki Barber (1997-2006)	2,217	10,449	4.7
	O.J. Simpson* (1969-79)	2,404	11,236	4.7

* Indicates Hall of Famer

SEASONS W/ DOUBLE-DIGIT RUSHING TDs

RB Derrick Henry has produced at least 10 rushing TDs in seven consecutive seasons (2018-24), including 2024, tying for the NFL's second-longest such streak of all time.

CONSECUTIVE SEASONS W/ 10+ RUSHING TDs (REGULAR SEASON / NFL HISTORY)

Rk.	Player	Seasons (Years)
1.	LaDainian Tomlinson*	9 (2001-09)
2.	Derrick Henry	7 (2018-24)
	Adrian Peterson	7 (2007-13)
4.	Shaun Alexander	5 (2001-05)
	Michael Turner	5 (2008-12)

* Indicates Hall of Famer

PLAYER NOTES - HENRY

SEASONS W/ 5+ RUSHING TDs TO BEGIN A CAREER

RB Derrick Henry has produced at least 5 rushing TDs in each of his first nine career seasons (2016-24), becoming the fifth player in NFL history to accomplish this feat.

MOST SEASONS W/ 5+ RUSH TDs TO BEGIN CAREER (NFL HISTORY)

Rk.	Player	Seasons (Years)
1.	Marshall Faulk*	10 (1994-2003)
	LaDainian Tomlinson*	10 (2001-10)
3.	Derrick Henry	9 (2016-24)
	Jim Brown*	9 (1957-65)
	Ricky Watters	9 (1992-2000)

* Indicates Hall of Famer

200-YARD RUSHING PERFORMANCES

200-YARD RUSHING GAMES / REGULAR SEASON

NFL HISTORY			ACTIVE PLAYERS		
Rk.	Player	Games	Rk.	Player (Team)	Games
1.	Derrick Henry	6	1.	Derrick Henry (Bal.)	6
	Adrian Peterson	6	2.	De'Von Achane (Mia.)	1
	O.J. Simpson*	6		Josh Jacobs (GB)	1
4.	Tiki Barber	5		Jonathan Taylor (Ind.)	1

✗ In each of Henry's six 200-yard rushing performances, he's also tallied at least 2 rushing TDs. His six games with at least 200 rushing yards and multiple rushing scores double the second-most amount of such performances by a player in NFL history. (Hall of Famers Jim Brown, Barry Sanders and LaDainian Tomlinson have each accomplished this single-game feat on three occasions.)

Derrick Henry's 87-yard rushing TD on Baltimore's first play of the 9/29/24 game vs. Buf. is the longest rush in Ravens franchise history.

GAMES W/ 150 RUSHING YARDS & 2 RUSHING TDs

RB Derrick Henry's 12 games with at least 150 rushing yards and 2 rushing TDs tie Hall of Famer LaDainian Tomlinson for the second most in NFL history. Only the legendary Jim Brown (13) has produced more.

MOST GAMES W/ 150+ RUSH YARDS & 2+ RUSH TDs (NFL HISTORY)

Rk.	Player	Games
1.	Jim Brown*	13
2.	Derrick Henry	12
	LaDainian Tomlinson*	12
4.	Eric Dickerson*	10

* Indicates Hall of Famer

Derrick Henry's 13 rush TDs rank No. 1 through 11 games of a Ravens season, while his 1,185 rushing yards rank No. 2 to Jamal Lewis' 1,364 in 2003.

UPCOMING MILESTONES

HENRY NEEDS ...

- ✗ 1 TD in Week 12 to become the fourth player since 1970 to reach the end zone in each of the first 12 games of a season, joining Hall of Famers O.J. Simpson (first 14 in 1975), Jerry Rice (first 12 in 1987) and John Riggins (first 12 in 1983).
- ✗ 1 more total TD in 2024 to surpass RBs Ray Rice (15 in 2011) and Mark Ingram II (15 in 2019) for the most TDs in Ravens single-season history.
- ✗ 1 more rushing TD this season to tie RB Jamal Lewis (14 in 2003) for the most ground scores in Ravens single-season history.
- ✗ One more game with at least 2 rushing TDs to tie Jim Brown for the fourth-most multi-TD rushing performances (27) in NFL history, behind only LaDainian Tomlinson (38), Emmitt Smith (36) and Adrian Peterson (28).
- ✗ One more outing this season with at least 150 rushing yards to surpass RB Jamal Lewis (three games in 2003) for the most games reaching the mark in Ravens single-season history.
- ✗ One more game with at least 100 rushing yards and 2 rushing TDs to surpass Emmitt Smith (21) for the third-most such performances in NFL history, trailing only Jim Brown (25) and LaDainian Tomlinson (25).
- ✗ One more game with at least 150 rushing yards and 2 rushing TDs to tie Jim Brown (13 games) for the most such performances in NFL history.
- ✗ One more game with at least 200 rushing yards to surpass Adrian Peterson (six games) and O.J. Simpson (six) for the most such games in NFL history.

10,000 & 100 CLUB

In 2024, Henry became the the ninth player in NFL history with at least 10,000 rushing yards and 100 rushing TDs in a career, joining Marcus Allen, Jim Brown, Marshall Faulk, Walter Payton, Adrian Peterson, John Riggins, Emmitt Smith and LaDainian Tomlinson.

1,000+ RUSH YARDS & 100+ RUSH TDs IN A CAREER (NFL HISTORY)

Player (Seasons)	Rush Yards	Rush TDs
Marcus Allen* (1982-97)	12,243	123
Jim Brown* (1957-65)	12,312	106
Marshall Faulk* (1994-2005)	12,279	100
Derrick Henry (2016-24)	10,687	103
Walter Payton* (1975-87)	16,726	110
Adrian Peterson (2007-21)	14,918	120
John Riggins* (1971-85)	11,352	104
Emmitt Smith* (1990-2004)	18,355	164
LaDainian Tomlinson* (2001-11)	13,684	145

* Indicates Hall of Famer

Derrick Henry (12/6/18 vs. Jax.) owns one of two 99-yard rushing TDs in NFL history. RB Tony Dorsett (1/3/83 at Min.) produced the other.

PLAYER NOTES - HENRY

103 RUSHING TDs IN FIRST NINE SEASONS (2016-24)

RB Derrick Henry's 103 rushing TDs mark the fourth most through nine seasons of a career in NFL history, trailing only Hall of Famers LaDainian Tomlinson (138), Emmitt Smith (125) and Jim Brown (106).

103 CAREER RUSHING TDs					
Home	48	2016	5	2022	13
Away	55	2017	5	2023	12
1st Qtr.	18	2018	12	2024	13
2nd Qtr.	32	2019	16	Primetime	23
3rd Qtr.	30	2020	17	In A Win	79
4th Qtr./OT	23	2021	10	RedZone	84

HISTORIC RUSHING SEASON IN 2020

In 2020, Henry earned NFL Offensive Player of the Year, *Associated Press* first-team All-Pro and FedEx Ground Player of the Year honors, while being named to his second-career Pro Bowl after starting becoming the eighth player in NFL history to eclipse 2,000 rushing yards in a season (2,027). He totaled career highs in rushing yards (2,027) and rushing TDs (17) on 378 carries (5.4 avg.), while adding 19 catches for 114 yards.

2,000-YARD RUSHING SEASONS (NFL HISTORY)

Rk.	Player (Team)	Rush Yards	Year
1.	Eric Dickerson (LAR)	2,105	1984
2.	Adrian Peterson (Min.)	2,097	2012
3.	Jamal Lewis (Bal.)	2,066	2003
4.	Barry Sanders (Det.)	2,053	1997
5.	Derrick Henry (Ten.)	2,027	2020
6.	Terrell Davis (Den.)	2,008	1998
7.	Chris Johnson (Ten.)	2,006	2009
8.	O.J. Simpson (Buf.)	2,003	1973

Derrick Henry is the only player since the 1970 NFL merger to lead the league in rushing attempts, yards & TDs in consecutive seasons (2019-20).

KING HENRY'S ROYAL PLAYOFF PERFORMANCES

RB Derrick Henry's 732 postseason rushing yards mark the fourth most by a player through the first seven playoff appearances of an NFL career.

MOST RUSH YARDS THROUGH SEVEN PLAYOFF GAMES (NFL HISTORY)

Rk.	Player (Team)	Rushing Yards
1.	Terrell Davis (Broncos)	1,038
2.	John Riggins (Washington)	882
3.	Marcus Allen (Raiders)	756
4.	Derrick Henry (Titans)	732
5.	Eric Dickerson (Rams/Colts)	724

✗ Henry became the first player in NFL history to post at least 180 rushing yards in consecutive playoff games, accomplishing this feat in the 2019 Wild Card at NE (182) and Divisional at Bal. (195).

ALL-TIME RUSHING YARDS

MOST RUSHING YARDS / NFL HISTORY

Rk.	Player	Yards	Rk.	Player	Yards
1.	Emmitt Smith*	18,355	17.	Fred Taylor	11,695
2.	Walter Payton*	16,726	18.	Steven Jackson	11,438
3.	Frank Gore	16,000	19.	John Riggins*	11,352
4.	Barry Sanders*	15,269	20.	Corey Dillon	11,241
5.	Adrian Peterson	14,918	21.	O.J. Simpson*	11,236
6.	Curtis Martin*	14,101	22.	LeSean McCoy	11,102
7.	LaDainian Tomlinson*	13,684	23.	Warrick Dunn	10,967
8.	Jerome Bettis*	13,662	24.	Derrick Henry	10,687
9.	Eric Dickerson*	13,259	25.	Ricky Watters	10,643
10.	Tony Dorsett*	12,739	26.	Jamal Lewis	10,607
11.	Jim Brown*	12,312	27.	Thomas Jones	10,591
12.	Marshall Faulk*	12,279	28.	Tiki Barber	10,449
13.	Edgerrin James*	12,246	29.	Eddie George	10,441
14.	Marcus Allen*	12,243	30.	Marshawn Lynch	10,413
15.	Franco Harris*	12,120	31.	Ottis Anderson	10,273
16.	Thurman Thomas*	12,074	32.	Ricky Williams	10,009

* Indicates Hall of Famer

HENRY'S CAREER HONORS

ASSOCIATED PRESS NFL OFFENSIVE PLAYER OF THE YEAR

- 2020

ASSOCIATED PRESS FIRST-TEAM ALL-PRO

- 2020

ASSOCIATED PRESS SECOND-TEAM ALL-PRO

- 2019

FOUR-TIME PRO BOWLER

- 2019-20, 2022-23

TWO-TIME PFWA ALL-NFL TEAM

- 2019-20

TWO-TIME SPORTING NEWS ALL-PRO TEAM

- 2020, 2022

TWO-TIME FEDEX GROUND PLAYER OF THE YEAR

- 2019-20

NFL 101 AWARDS AFC OFFENSIVE PLAYER OF THE YEAR

- 2020

THREE-TIME AFC OFFENSIVE PLAYER OF THE MONTH

- December 2018, October 2020, October 2022

NINE-TIME AFC OFFENSIVE PLAYER OF THE WEEK

- Week 6, 2024; Week 4, 2024; Week 8, 2022; Week 6, 2021; Week 2, 2021; Week 17, 2020; Week 6, 2020; Week 17, 2019; Week 14, 2018

17-TIME FEDEX GROUND PLAYER OF THE WEEK

- Week 4, 2024; Week 18, 2023; Week 5, 2021; Week 3, 2021; Week 2, 2021; Week 15, 2020; Week 14, 2020; Week 12, 2020; Week 11, 2020; Week 6, 2020; Week 17, 2019; Week 14, 2019; Week 13, 2019; Week 12, 2019; Week 10, 2019; Week 15, 2018; Week 14, 2018

FOUR-TIME TITANS TEAM CAPTAIN

- 2020-23

TWO-TIME TITANS WALTER PAYTON MAN OF THE YEAR NOMINEE

- 2021-22

PLAYER NOTES - FLOWERS



ZAY FLOWERS 
#4 | WIDE RECEIVER

"I truly think he has a chance to take that sort of step in his second season. I thought he was really good as a rookie, and I think they have a sense of how good he is and how different he is to the guys they've typically trotted out at that position. I think they feature him enough to potentially get into that ballpark this year."

- The Athletic's Robert Mays on Zay Flowers having a chance to break the Ravens' single-season record for receiving yards in 2024

50+ SCRIMMAGE YARDS IN FIRST SEVEN GAMES

In 2023, WR Zay Flowers became the second rookie WR (also Ja'Marr Chase in 2021) since the 1970 AFL-NFL Merger to post at least 50 yards from scrimmage in each of the first seven games of a professional career.

50+ SCRIMMAGE YDS IN EACH OF 1st SEVEN GAMES (WRs SINCE 1970 AFL-NFL MERGER)



ZAY FLOWERS (2023)



JA'MARR CHASE (2021)

SECOND-YEAR WR RANKS (2023-24)

RECEPTIONS / SECOND-YEAR WRs / 2023-24

Rk.	Player (Team)	Receptions
1.	Puka Nacua (LAR)	133
2.	Zay Flowers (Bal.)	129
3.	Jaxon Smith-Njigba (Sea.)	123
4.	Josh Downs (Ind.)	118
5.	Rashee Rice (KC)	103

RECEIVING YARDS / SECOND-YEAR WRs / 2023-24

Rk.	Player (Team)	Receiving Yards
1.	Puka Nacua (LAR)	1,859
2.	Zay Flowers (Bal.)	1,585
3.	Jayden Reed (GB)	1,436
4.	Josh Downs (Ind.)	1,338
5.	Jaxon Smith-Njigba (Sea.)	1,306

RECEIVING TDs / SECOND-YEAR WRs / 2023-24

Rk.	Player (Team)	Receiving TDs
1.	Jordan Addison (Min.)	13
2.	Jayden Reed (GB)	12
3.	Zay Flowers (Bal.)	9
	Tank Dell (Hou.)	9
	Rashee Rice (KC)	9

YARDS AFTER CATCH / SECOND-YEAR WRs / 2023-24

Rk.	Player (Team)	Yards After Catch
1.	Rashee Rice (KC)	840
2.	Puka Nacua (LAR)	801
3.	Zay Flowers (Bal.)	749
4.	Jaxon Smith-Njigba (Sea.)	638
5.	Jayden Reed (GB)	630

ZAY TOPS THE RAVENS' ALL-TIME ROOKIE CHARTS

RECEPTIONS	RECEIVING YARDS	REC. 1ST DOWNS	RECEIVING YAC
1	1	1	1
77	858	41	387

FASTEST IN RAVENS HISTORY TO 1K REC. YARDS

In 2024, WR Zay Flowers tied (Torrey Smith) as the fastest player in Ravens history to reach 1,000 receiving yards in a career, doing so in his 19th game played.

FEWEST GAMES TO 1,000 CAREER RECEIVING YDs (RAVENS HISTORY)

Rk.	Player	Games (Years)
1.	Zay Flowers	19 (2023-24)
	Torrey Smith	19 (2011-12)
3.	Marquise Brown	22 (2019-20)

FASTEST IN RAVENS HISTORY TO 100 RECEPTIONS

In 2024, WR Zay Flowers became the fastest player in Ravens history to reach 100 receptions in a career, doing so in his 21st game played.

FEWEST GAMES TO 100 CAREER RECEPTIONS (RAVENS HISTORY)

Rk.	Player	Games (Years)
1.	Zay Flowers	21 (2023-24)
2.	Ray Rice	26 (2008-09)
3.	Mark Clayton	27 (2005-06)

Zay Flowers needs another 100-yard receiving outing in 2024 to tie TE Mark Andrews (2021) for the most such performances (five) in a season by a Raven.

PLAYER NOTES - SMITH



ROQUAN SMITH
#0 | INSIDE LINEBACKER

"I can continue to raise my level week in and week out. No human is perfect at the end of the day, so there are plays in every game that I would want back, but that's just a part of chasing perfection. I think it goes for each and every guy in this locker room."

- ILB Roquan Smith on the defense continuing to improve throughout the 2024 season

AGENT ZERO STRIKES AGAIN

In 2023, ILB Roquan Smith posted a team-high 158 total tackles (84 solo), 5 TFL, 5 QBHs and 1 INT, en route to earning his second-career Pro Bowl nod. He was also one of four NFL defenders with at least 150 total tackles and 1 INT in 2023.

NFL DEFENDERS WITH 150+ TACKLES & 1 INT IN 2023

Player (Team)	TTs	INTs
Foye Oluokun (Jax.)	173	1
Roquan Smith (Bal.)	158	1
T.J. Edwards (Chi.)	153	3
C.J. Mosley (NYJ)	152	1

X In Week 10 of 2023 vs. Cleveland, Smith posted a career-high 21 tackles, becoming the NFL's only player to reach 20 tackles in a single game in 2023 and joining Hall of Fame LB Ray Lewis as the only two Ravens in franchise history to reach that mark.

SMITH'S LB RANKS SINCE 2018

SOLO TACKLES	TOTAL TACKLES	INTs	TFL
1	2	31	9
595	960	10	62

TOTAL TACKLES LEADERS

TACKLES / SINCE 2018			TACKLES / 2024		
Rk.	Player (Team)	TTs	Rk.	Player (Team)	TTs
1.	Bobby Wagner (Was.)	1,019	1.	Roquan Smith (Bal.)	110
2.	Roquan Smith (Bal.)	960	2.	Zaire Franklin (Ind.)	109
3.	Foye Oluokun (Jax.)	870	3.	Logan Wilson (Cin.)	104
4.	Fred Warner (SF)	843	4.	Nick Cross (Ind.)	102
5.	Eric Kendricks (Dal.)	809	5.	Zach Baun (Phi.)	101
6.	Lavonte David (TB)	786	6.	Budda Baker (Ari.)	100
7.	Budda Baker (Ari.)	761	7.	Jamien Sherwood (NYJ)	99
8.	Demario Davis (NO)	754	8.	K. Ellis (Atl.), G. Pratt (Cin.), E. Speed (Ind.) & R. Spillane (LV)	97
9.	Jordan Hicks (Cle.)	741			
10.	Tremaine Edwards (Chi.)	738			

IN LEGENDARY COMPANY

Smith became the first player since Hall of Famer Ray Lewis (1996-2001) to post at least 100 tackles, multiple sacks and 1 INT in each of the first six years of a career (2018-23).



ROQUAN SMITH
(2018-23)

Year	TTs	Sacks	INTs
2023	158	1.5	1
2022	169	4.5	3
2021	163	3	1
2020	139	4	2
2019	100	2	1
2018	121	5	1



RAY LEWIS
(1996-2001)

Year	TTs	Sacks	INTs
2001	162	3.5	3
2000	187	3	2
1999	198	3.5	3
1998	154	3	2
1997	210	4	1
1996	142	2.5	1

ONE OF THREE OVER FIRST SEVEN

Smith (2018-24) is one of three players since at least 2000 (when data became available) to accumulate at least 900 tackles, 50 TFL and 8 INTs over the first seven seasons of a career, joining LBs Bobby Wagner & 7-time Pro Bowler Luke Kuechly (who both accomplished the feat from 2012-18). Smith accomplished this feat in just the first five games of 2024.

900 TKLs, 50 TFL & 8 INTs IN FIRST SEVEN SEASONS (SINCE 2000)

ROQUAN SMITH
(2018-24)



960 TACKLES
62 TFL
10 INTs

BOBBY WAGNER
(2012-18)



910 TACKLES
51 TFL
9 INTs

LUKE KUECHLY
(2012-18)



948 TACKLES
71 TFL
16 INTs

SMITH TACKLES MORE FEATS

75+

Finishing with 169 total tackles between Baltimore (86) and Chicago (83) in 2022, Smith became the first player since at least 2000 (when data became available) to record 75+ tackles with multiple teams.

10+

Smith's 49 outings (including six so far in 2024) with 10+ tackles since entering the league in 2018 are tied with Bobby Wagner for the NFL's most.

PLAYER NOTES - HAMILTON



KYLE HAMILTON
#14 | SAFETY

"Whether that's vocal or actually doing stuff on the field, being vocal on the field, off the field and stuff like that, that's something that the coaches have challenged me with doing this year. I'm still a young guy – relatively – but with power comes responsibility, and heavy is the head that wears the crown."

- S Kyle Hamilton on stepping into more of a leadership role in 2024

THE SWISS ARMY KNIFE DOES IT ALL

- ✗ S Kyle Hamilton recorded a team-high 10 tackles (7 solo), including 1 TFL, and 1 PD vs. Den. (11/3/24), becoming the first DB since Buffalo's George Wilson (2011) to record at least 10 tackles and 1 PD in three consecutive games.
- ✗ Hamilton posted a career-high and team-best 12 tackles at Dal. (9/22/24), marking the most tackles by a Ravens DB since Marcus Williams posted 12 in his team debut (9/11/22 at NYJ).
- ✗ With double-digits in both PD (13) and TFL (10) in 2023, Hamilton became the first Ravens DB ever to achieve those marks in a single season.

FIRST CAREER INT-TD

- ✗ Hamilton scored his first-career INT-TD off his own deflected pass on the second play from scrimmage in Week 10 of 2023 vs. Cle. (11/12/23). The score marked a franchise record for fastest defensive TD ever recorded in a game (40 seconds).


ATTACKING THE BACKFIELD

Hamilton had a career day vs. Indianapolis (9/24/23), posting a single-game best 3 sacks, while adding 9 tackles (7 solo), 1 FF and 1 PD. He became the youngest defensive back (at 22 years & 192 days old) with 3 sacks in a game since 1982, when the individual sack became an official statistic.

YOUNGEST NFL DBs WITH 3+ SACKS IN A GAME (SINCE DATA BECAME AVAILABLE IN 2000)



KYLE HAMILTON
BAL. VS. IND. (9/24/23)
22 YEARS, 192 DAYS



MIKE HILTON
PIT. AT HOU. (12/25/17)
23 YEARS, 291 DAYS



JAMAL ADAMS
NYJ AT WAS. (11/17/19)
24 YEARS, 31 DAYS

PROHIBITING THE PASS

In 2023, Hamilton permitted an NFL-safety-low 38.4 passer rating (min. 40 targets) in coverage for the Ravens.

DEFENSIVE PASSER RATING ALLOWED / '23 SAFETIES (MIN. 40 TARGETS)

Rk.	Player (Team)	Def. PR
1.	Kyle Hamilton (Bal.)	38.4
2.	Julian Blackmon (Ind.)	46.6
3.	Tyrann Mathieu (NO)	60.6
4.	Rayshawn Jenkins (Jax.)	62.5
5.	Geno Stone (Bal.)	63.8

NO-FLY ZONE

With 2 INTs in at San Francisco (12/25/23), Hamilton became the youngest Raven in franchise history (22 years, 284 days) with a multi-pick performance. Hamilton's performance on Monday Night Football vs. the 49ers earned him Week 16 AFC Defensive Player of the Week honors.

YOUNGEST RAVENS W/ 2 INTs IN A GAME

Player	Age (Days)	Date
Kyle Hamilton	22 (284)	12/25/23
Ralph Staten	23 (4)	12/7/97
Ray Lewis	23 (191)	11/22/98
Dawan Landry	23 (303)	10/29/06
Ed Reed	24 (60)	11/10/02

- ✗ In total, the defense recorded 5 INTs (2 by Hamilton and 1 apiece for Marlon Humphrey, Patrick Queen & Marcus Williams) on the night, which tied for the most in single-game franchise history.

ONE FOR THE HISTORY BOOKS

With 10 TFL during the 2023 season, Hamilton surpassed S Ed Reed's record (2003) for most TFL (8) by a DB in Ravens single-season history.

TFL BY RAVENS DBs / SINGLE-SEASON HISTORY


Rk.	Player	TFL
1.	Kyle Hamilton (2023)	10
2.	Ed Reed (2003)	8
3.	Tony Jefferson (2017)	7
4.	Gary Baxter (2003)	6
	Will Hill (2015)	6
	Tony Jefferson (2018)	6
	Bernard Pollard (2012)	6
	Ed Reed (2004)	6


A PROLIFIC PLAYOFF DEBUT

- ✗ Finishing with a team-high 9 tackles (5 solo), 1 FF & 1 FR, Hamilton became the first player in Ravens history to record at least 1 FF and 1 FR in a playoff debut (1/15/23 at Cin.).

- ✗ His 9 tackles also tied LB C.J. Mosley (1/3/15 at Pit.) for the second most by a Raven in a playoff debut, trailing only DL Marques Douglas (13 – 1/3/04 vs. Ten.).

PLAYER NOTES - HUMPHREY



MARLON HUMPHREY 
#44 | CORNERBACK

"Having Marlon Humphrey at full speed and at his best would be massively beneficial, and that's what we expect him to be. He's in great shape. He gives us some great versatility in the back end with moving guys around. So, I would never discount Marlon Humphrey if I was an opponent. I believe in Marlon. I think he's one of the best players – one of the very, very best corners – in the National Football League."

- Head Coach John Harbaugh on having a healthy CB Marlon Humphrey in 2024

PERFECTING THE PUNCH-OUT


CB Marlon Humphrey's 8 FFs in 2020 were tied for the second most by a DB in NFL history (records kept since 2000).

MOST FORCED FUMBLES BY A DB / SINGLE SEASON (RECORDS KEPT SINCE 2000)

Rk.	Player (Year)	FFs
1.	Charles Tillman (2012)	10
2.	Marlon Humphrey (2020)	8
	Chris Harris (2007)	8
4.	Josh Norman (2021)	7
5.	Oshiomogho Atogwe (2008)	6
	Brian Dawkins (2008)	6
	Roman Harper (2010)	6
	Charles Tillman (2009)	6
	Antoine Winfield Jr. (2023)	6

HUMPHREY IN GOOD COMPANY

Humphrey is just the third defender in franchise history to register double-digit INTs (18) *and* double-digit FFs (14) throughout a Ravens career. He stands with Hall of Famers LB Ray Lewis (31 INTs & 19 FFs) and S Ed Reed (61 INTs & 11 FFs) as the only Ravens to accomplish this feat. So far in 2024, Humphrey has produced 5 INTs and 1 FF.



RAVENS W/ DOUBLE-DIGIT INTERCEPTIONS & FORCED FUMBLES

Player (Years)	INTs	FFs
Ray Lewis (1996-2012)	31	19
Ed Reed (2002-12)	61	11
Marlon Humphrey (2017-present)	18	14

BALTIMORE DEFENDERS SINCE 2017

INTERCEPTIONS / SINCE 2017

Rk.	Player	INTs
1.	Marlon Humphrey	18
2.	Geno Stone	8
	Marcus Peters	8

PASSES DEFENSED / SINCE 2017

Rk.	Player	PD
1.	Marlon Humphrey	87
2.	Chuck Clark	32
3.	Brandon Stephens	29
	Brandon Carr	29

FORCED FUMBLES / SINCE 2017

Rk.	Player	FFs
1.	Marlon Humphrey	14
2.	Odafe Oweh	7
	Matt Judon	7

MARLON MAKES IMPACTFUL PLAYS

✗ Humphrey posted 2 INTs at TB (10/21/24), marking the first multi-INT game of his career and a new single-season career high (4). He became the first player in 2024 to record 2+ picks in the same quarter and the first to do so on back-to-back defensive drives.

✗ Humphrey is the fourth-ever Raven (LB Ray Lewis, CB Chris McAlister & S Ed Reed) to record at least 1 INT in each of his first eight NFL seasons.

✗ Baltimore has only 4 losses (17-4) when Humphrey records a takeaway (2021 vs. Cin., 2022 vs. Buf., 2024 vs. LV & at Pit.).

✗ In 2022, Humphrey, ILB Roquan Smith, DE Aidan Hutchinson and DB L'Jarius Sneed were the only players in the NFL to produce at least 3 INTs and 3 sacks.

✗ In 2020, Humphrey led the NFL with 8 FFs (also a Ravens' single-season record), en route to earning his second Pro Bowl nod.

✗ Humphrey's 70-yard FR-TD vs. NE in Week 9 of the 2019 season is the longest FR return in Ravens franchise history.


MARLON THE MAGNET

Since entering the league in 2017, Humphrey's 87 PD rank as the seventh most among all NFL players.

TOTAL PASSES DEFENSED / SINCE 2017

Rk.	Player (Team)	PD
1.	Darius Slay (Phi.)	107
2.	James Bradberry (Phi.)	102
3.	Denzel Ward (Cle.)	93
4.	Xavien Howard (Mia.)	89
	Jalen Ramsey (Mia.)	89
6.	Marshon Lattimore (Was.)	88
7.	Marlon Humphrey (Bal.)	87
8.	Carlton Davis (Det.)	83
	Stephon Gilmore (Min.)	83
10.	Rasul Douglas (Buf.)	79

PLAYER NOTES - MADUBUIKE



NNAMDI MADUBUIKE
#92 | DEFENSIVE TACKLE

"Coming from Nigerian culture, our parents give us an American name and give us a Nigerian name. When we were growing up as little kids, they addressed us as our Nigerian name. So Nnamdi, I believe in my heart, that's my real name. I did it just for me being thoroughly honest with myself."

- DT Nnamdi Madubuike on changing his first name from 'Justin' to 'Nnamdi' in 2024

MADUBEAST MAKING HISTORY

In Week 15 at Jax. (12/17/23), DT Nnamdi Madubuike became the sixth Raven in franchise history to post at least a dozen sacks in a single season. His 13 sacks in 2023 tied (Trevor Pryce) for the fifth most by a Raven in single-season franchise history.

MOST SACKS / RAVENS SINGLE-SEASON HISTORY

Rk.	Player (Year)	Sacks
1.	Elvis Dumervil (2014)	17
2.	Peter Boulware (2001)	15
3.	Michael McCrary (1998)	14.5
4.	Terrell Suggs (2011)	14
5.	Nnamdi Madubuike (2023)	13
	Trevor Pryce (2006)	13
7.	Terrell Suggs (2014 & 2003)	12

Madubuike's Week 15 performance also marked his 11th-consecutive game with at least a half-sack, tying for the longest such streak in single-season NFL history.

CONSECUTIVE GAMES WITH AT LEAST A HALF-SACK - SINGLE-SEASON NFL HISTORY -



NNAMDI MADUBUIKE
11 GAMES
(2023)



TREY HENDRICKSON
11 GAMES
(2021)



CHRIS JONES
11 GAMES
(2018)

PICKING UP WHERE HE LEFT OFF

X Dating back to the 2023 season, Madubuike's 17 games with at least a half-sack are tied (Danielle Hunter) for the NFL's third most (trailing Trey Hendrickson's 21 and T.J. Watt's 19).

A QUARTERBACK'S NIGHTMARE

Madubuike's 13 sacks in 2023 were the fourth most among all NFL defensive linemen and the most among NFL DTs.

2023 SACKS LEADERS / D-LINEMEN

Rk.	Player (Team)	Sacks
1.	Trey Hendrickson (Cin.)	17.5
2.	Maxx Crosby (LV)	14.5
3.	Myles Garrett (Cle.)	14
4.	Nnamdi Madubuike (Bal.)	13
5.	Jonathan Greenard (Hou.)	12.5
	Montez Sweat (Chi.)	12.5

2023 SACKS LEADERS / D-TACKLES

Rk.	Player (Team)	Sacks
1.	Nnamdi Madubuike (Bal.)	13
2.	Chris Jones (KC)	10.5
3.	Zach Sieler (Mia.)	10
4.	Ed Oliver (Buf.)	9.5
5.	Christian Wilkins (Mia.)	9

A TRIO OF QB TAKEDOWNS

X Madubuike registered a career-high 3 sacks vs. Cin. (11/7/24) on Thursday Night Football, marking the second multi-sack performance (also 10/15/23 at Ten. in London) of his career.

X He became the 11th player in Ravens history to collect 3 sacks in a single game and the first to do so since S Kyle Hamilton last season in Week 3 (9/24/23 vs. Ind.).

RACKING UP SACKS AT HOME

X Madubuike posted at least 1 sack in seven of Baltimore's nine home games in 2023. No other NFL player had more than six.

X His seven home games with a sack were the most by a Raven since Michael McCrary's mark of seven home games during the 1998 season.

MADUBUIKE'S BREAK OUT IN 2023

In his fourth season, Madubuike shattered his previous single-season highs (all set in 2022) in all major statistical categories. He also posted his first-career FRs in Week 7 (vs. Det.) and Week 15 (at Jax.) of 2023.


MADUBUIKE'S CAREER HIGHS

Stat	2022	2023
Total Tackles	42	56
Solo Tackles	25	38
Sacks	5.5	13
Sack Yards	20.5	89.5
TFL	8	12
QBHs	9	33



MADUBUIKE

PLAYER NOTES - VAN NOY



KYLE VAN NOY
#53 | OUTSIDE LINEBACKER

"I'm always trying to prove that I can play – each and every year – at a high level. I have goals and dreams that I'm always chasing, and I felt like I've been underrated my whole career, and I'm just going to continue to work. I just have this chip on my shoulder that's probably never going to go away."

- OLB Kyle Van Noy on his strong start to the 2024 season

RACKING UP THE SACKS

In Week 4 vs. Buf. (9/29/24), Van Noy posted his third-consecutive game with 2 sacks, tying Justin Houston (2022) for the longest streak of multi-sack games in franchise history. His 6 sacks marked the most by a Raven through the first four weeks of a single season.

RAVENS SINGLE-SEASON SACKS LEADERS (THROUGH THE FIRST FOUR WEEKS OF A SEASON)

Rk.	Player (Year)	Sacks
1.	Kyle Van Noy (2024)	6
2.	Peter Boulware (1999)	5
	Michael McCrary (2001)	5
	Bart Scott (2006)	5
5.	Rob Burnett (2000)	4.5
	Michael McCrary (1998)	4.5

✗ With his performance on Sunday Night Football (9/29/24), Van Noy has registered at least 5 sacks and 1 FF in six consecutive seasons, dating back to 2019.

✗ In his first 20 games as a Raven (dating back to Week 4 in 2023), KVN posted 15 sacks, which trailed only DE Michael McCrary (15.5) for the most by a Raven in their first 20 games with the franchise.

VAN NOY NEEDS 1 FR TO JOIN EXCLUSIVE COMPANY

Van Noy has tallied 49.5 sacks, 13 FFs and 9 FRs throughout his 11-year career. With 1 more FR, he'll join DT Calais Campbell, DE Cameron Jordan, OLBs Khalil Mack & T.J. Watt as the league's only active players with at least 40 sacks, 10 FFs and 10 FRs.

ACTIVE PLAYERS WITH 40+ SACKS, 10+ FFs & 10+ FRs

Player	Sacks	FFs	FRs
Calais Campbell	109.5	18	13
Cameron Jordan	118.5	15	11
Khalil Mack	106	32	13
T.J. Watt	104	31	12



VAN NOY

49.5 SACKS
13 FFs
9 FRs

DOUBLE TROUBLE

Van Noy and OLB Odafe Oweh currently lead the Ravens defense with 7 sacks apiece. They are also one of two NFL teammate duos (Houston's W. Anderson & D. Hunter) to post at least 7 sacks and 30 QB pressures each so far in 2024.



RAVENS PASS RUSH / 2024 SEASON

ODAFE OWEH
✗ 7 QB SACKS
✗ 18 QB HITS
✗ 30 QB PRESSURES

KYLE VAN NOY
✗ 7 QB SACKS
✗ 14 QB HITS
✗ 33 QB PRESSURES

RAVENS TOTAL DEFENSE

35 QB SACKS
82 QB HITS
154 QB PRESSURES
(ALL AMONG TOP 3 IN NFL)

PLAYOFF PUNCH-OUTS

Van Noy's 4 FFs in postseason action tie (several players) for the fourth most in NFL history, trailing only LB Ray Lewis (6), LB Clay Matthews III (5) and DE Robert Mathis (5). Van Noy's 4 FFs in the playoffs outpace all active players.

PLAYOFF FFs / ALL TIME

Rk.	Player (GP)	FFs
1.	Ray Lewis (21)	6
2.	Clay Matthews III (15)	5
	Robert Mathis (18)	5
4.	Kyle Van Noy (15)	4
	Raheem Brock (18)	4
	Simeon Rice (7)	4
	Eddie Robinson (11)	4
	Terrell Suggs (21)	4
9.	13 Players	3

PLAYOFF FFs / ACTIVE

Rk.	Player (GP)	FFs
1.	Kyle Van Noy (15)	4
2.	Von Miller (13)	3
	Charles Omenihu (11)	3
4.	Nick Bosa (12)	2
	Brandon Graham (11)	2
	Cameron Heyward (8)	2
	Jordan Poyer (11)	2
	Jordan Whitehead (6)	2
	Antoine Winfield Jr. (8)	2


✗ Of his 4 career postseason FFs, 3 have come via strip-sack.

PLAYOFF TACKLES & SACKS

Van Noy and DL Nick Bosa are the NFL's only active defenders with at least 50 tackles and 5 sacks in postseason action.



KYLE VAN NOY
55 TACKLES
5.5 SACKS



NICK BOSA
50 TACKLES
10 SACKS

A FAMILIAR FACE IN THE POSTSEASON

Kyle Van Noy's 15 postseason appearances tie (DTs Calais Campbell and Derrick Nnadi) for the fourth most among active defenders, trailing only DT Chris Jones (19), CB Charvarius Ward (17) and LB Bobby Wagner (16).

PLAYER NOTES - WILLIAMS & JACKSON



MARCUS WILLIAMS

#32 | SAFETY

"It's not about showing anybody anything; it's about showing myself what I can do. I never worry about showing anybody what I can do. I just stay true to me and go out there and perform to the best of my ability no matter what's going on. As football players, you've got to overcome adversity and face that, look it in the eye and just never give up."

- S Marcus Williams on proving his abilities and overcoming adversity



EDDIE JACKSON

#39 | SAFETY

"Seeing the roster, the record and what these guys have been able to do over these last few years – and even last year how close they came – I'm just coming in trying to be that missing piece on that back end of that defense and do whatever I can to contribute and help us eventually achieve a Super Bowl."

- S Eddie Jackson on joining the Baltimore Ravens

RANKS SINCE WILLIAMS ENTERED THE NFL

ACTIVE NFL SAFETIES / SINCE 2017

MOST INTERCEPTIONS

Rk.	Safety (Team)	INTs
1.	Kevin Byard (Chi.)	29
	Justin Simmons (Atl.)	29
3.	Tyrann Mathieu (NO)	27
4.	Quandre Diggs (Ten.)	24
	Harrison Smith (Min.)	24
6.	Jessie Bates III (Atl.)	22
	Jordan Poyer (Mia.)	22
8.	Marcus Williams (Bal.)	20
9.	Minkah Fitzpatrick (Pit.)	19
10.	Tashaun Gipson Sr. (Jax.)	18

HIGHEST INT-RETURN AVG. (MIN. 12 INTERCEPTIONS)

Rk.	Player (Team)	Avg.
1.	Tashaun Gipson Sr. (Jax.)	22.4
2.	Minkah Fitzpatrick (Pit.)	20.2
3.	Eddie Jackson (Bal.)	16.8
4.	Quandre Diggs (Ten.)	16.0
5.	Marcus Williams (Bal.)	15.8
6.	Tyrann Mathieu (NO)	15.3
7.	Malik Hooker (Dal.)	14.6

MARCUS WILLIAMS' FACTS AND FIGURES

✗ Entering 2024, S Marcus Williams is one of five players to record at least 50 tackles and 1 INT each season since 2017, joining DBs Kevin Byard, Mike Hilton, Tyrann Mathieu and Justin Simmons.

✗ In 2022, Williams and CB Marlon Humphrey made up one of the NFL's two DB duos (also Patrick Peterson & Harrison Smith) to record at least 5 takeaways each. Williams posted 4 INTs and 1 FR, while Humphrey registered 3 INTs and 2 FRs.

✗ With 1 INT at NYJ (9/11/22) and 2 INTs vs. Mia. (9/18/22), Williams became the first player in franchise history to produce 3 INTs within the first two games of a season.

KNACK FOR THE END ZONE

S Eddie Jackson's 6 combined defensive scores (3 via INT and 3 via FR) are the most among active NFL players. He became the first player in NFL history to return both a FR and an INT of at least 75 yards for a TD in the same game in a win vs. Car. (10/22/17).

ACTIVE NFL PLAYERS

MOST DEFENSIVE TOUCHDOWNS

Rk.	Player (Team)	D-TDs	INT-TDs	FR-TDs
1.	Eddie Jackson (Bal.)	6	3	3
2.	Daron Bland (Dal.)	5	5	0
	Minkah Fitzpatrick (Pit.)	5	4	1
	Darius Slay (Phi.)	5	3	2

IN A LEAGUE OF THEIR OWN

Jackson and teammate CB Marlon Humphrey are two of the NFL's three active defenders to register double-digit INTs and double-digit FFs since 2017 (also 49ers LB Fred Warner).



EDDIE JACKSON
15 INTs & 10 FFs




MARLON HUMPHREY
18 INTs & 14 FFs

✗ Jackson and Humphrey are also the NFL's only active players with at least 15 INTs, 10 FFs and 5 FRs since 2017.

5 D-TDs IN FIRST TWO SEASONS

✗ Jackson's 5 defensive TDs over his first two NFL seasons (2017-18) tie (several players) for the third most since the 1970 merger, trailing only DBs Tyron Hughes (7, 1993-94) and Phillip Buchanon (6, 2002-03).

PLAYER NOTES - TUCKER



JUSTIN TUCKER

#9 | KICKER

"Death, taxes, and Justin Tucker in the final minute of regulation and overtime. That's how much of a guarantee Tucker has been for the Baltimore Ravens with the game on the line. Without question, Tucker has been the best kicker in the NFL since he entered the league [in 2012]."

- CBS Sports' Jeff Kerr on Justin Tucker

TUCKER RANKS NO. 1 ALL TIME







Seven-time Pro Bowler Justin Tucker, the most accurate kickers in NFL history, owns an 89.3% success mark on FGs.

BEST CAREER FIELD GOAL PERCENTAGE (NFL HISTORY / MIN. 150 MAKES)

Rk.	Player (Team)	FGM - FGA	Pct.
1.	Justin Tucker (Bal.)	411-460	89.3
2.	Harrison Butker (KC)	215-241	89.2
3.	Daniel Carlson (LV)	187-212	88.2
4.	Chris Boswell (Pit.)	260-295	88.1

TUCKER HITS THE MARK

Since entering the league in 2012, K Justin Tucker ranks at or near the top of several NFL kicking categories:

<p>411 Field Goals Made</p>  <p>NFL's Most Since 2012</p>	<p>1,735 Points Scored</p>  <p>NFL's Most Since 2012</p>	<p>89.3 Career FG Percentage</p>  <p>No. 1 in NFL History</p>
<p>180 40+ Yard FGM</p>  <p>NFL's Most Since 2012</p>	<p>61 50+ Yard FGM</p>  <p>No. 2 in NFL History</p>	<p>8 Games w/ 2+ 50+ FGM</p>  <p>No. 3 in NFL History</p>

TUCK'S CHART TALK

MOST FGM / SINCE 2012 / ACTIVE KICKERS

Rk.	Player (Team)	FGM
1.	Justin Tucker (Bal.)	411
2.	Greg Zuerlein (NYJ)	338
3.	Matt Prater (Ari.)	316
4.	Nick Folk (Ten.)	283
5.	Graham Gano (NYG)	268

MOST POINTS / SINCE 2012 / ACTIVE KICKERS

Rk.	Player (Team)	Points
1.	Justin Tucker (Bal.)	1,735
2.	Greg Zuerlein (NYJ)	1,409
3.	Matt Prater (Ari.)	1,405
4.	Nick Folk (Ten.)	1,141
5.	Graham Gano (NYG)	1,131

FGM FROM 50-PLUS YARDS / NFL HISTORY

Rk.	Player (GP)	50+ FGM
1.	Matt Prater (254)	81
2.	Justin Tucker (206)	61
3.	Sebastian Janikowski (284)	58
4.	Jason Hanson (327)	52
5.	Greg Zuerlein (192)	49

CRUNCHTIME NOTES

✗ Tucker connected on 65 consecutive fourth-quarter/OT FGs without a miss from 9/11/16-11/20/22 and 82 consecutive second-half/OT FGs without a miss from 11/19/17-11/27/22, marking the longest such streaks in NFL history. A potential game-winning, career-long 67-yard FGA at Jax. (11/27/22) snapped his record-long streaks.

✗ Tucker is 28-of-31 (90.3%) in the final two minutes of regulation, 18-of-20 (90.0%) on tries in the final minute of regulation and a perfect 6-of-6 on OT attempts throughout his career.

✗ Tucker owns seven career regular season game-winning FGs with no time remaining in regulation, marking the most by a kicker in NFL history. Of those seven, four occurred while his team was trailing, also marking the most in NFL history.

20 GAME-WINNING FIELD GOALS (REG.+POST.)

- 2024: Week 5 at Cin., 24 yds, OT
- 2022: Week 5 vs. Cin., 43 yds
- 2021: Week 9 vs. Min., 36 yds OT
- 2021: Week 3 at Det., 66 yds*
- 2020: Week 14 at Cle., 55 yds
- 2019: Week 13 vs. SF, 49 yds
- 2019: Week 5 at Pit., 46 yds OT
- 2018: Week 11 vs. Cin., 24 yds
- 2016: Week 3 at Jax., 53 yds
- 2016: Week 2 at Cle., 49 yds
- 2015: Week 11 vs. STL, 47 yds
- 2015: Week 8 vs. SD, 39 yds
- 2015: Week 4 at Pit., 52 yds OT
- 2014: Week 3 at Cle., 32 yds
- 2013: Week 15 at Det., 61 yds
- 2013: Week 10 vs. Cin., 46 yds OT
- 2013: Week 5 at Mia., 44 yds
- 2012: Div. at Den., 47 yds 2OT
- 2012: Week 12 at SD, 38 yds OT
- 2012: Week 3 vs. NE, 27 yds

*NFL Record

PLAYER NOTES - TUCKER

LONGEST FIELD GOALS MADE IN NFL HISTORY

Player (Date)	Distance	Player (Date)	Distance
Justin Tucker (9/26/21)	66	Jason Elam (10/25/98)	63
Brandon Aubrey (9/22/24)	65	Graham Gano (10/7/18)	63
Matt Prater (12/8/13)	64	S. Janikowski (9/12/11)	63
David Akers (9/9/12)	63	Brett Maher (10/20/19)	63
Tom Dempsey (11/8/70)	63	Joey Slye (9/29/24)	63

TUCKER TIDBITS

- ✗ In 2023, Tucker set a new career best and single-season franchise record with 147 points, marking the NFL's second-most points. His seven seasons with 140+ points tie (K Stephen Gostkowski) for the most in NFL history. Tucker posted his ninth-ever season with at least 30 FGM. Incredibly no other kicker in NFL history has registered more than five such seasons. Additionally, he tied K Morten Andersen for the most Pro Bowls (seven) by a kicker in NFL history.
- ✗ In 2022, Tucker posted a league-leading 37 FGs and AFC-high 142 points scored, en route to his sixth-career Pro Bowl honor. He was 1 point shy of Jason Myers' league-leading 143 points with Seattle.
- ✗ Tucker's 93.5 career FG% in the second half/OT (203-of-217) ranks as the NFL's best such mark of all time (minimum 100 attempts).
- ✗ Since PATs were moved back to the 15-yard line in 2015, Tucker (392-of-399) has produced the NFL's best PAT percentage (98.3, minimum 150 attempts).
- ✗ Tucker owns the most FGM (411) and multi-FG performances (127) by a player in Years 1-13 in NFL history. His 1,735 points scored rank second to K Stephen Gostkowski (1,743) by a player within the first 13 years of a career.
- ✗ Tucker's 6 FGs on 12/16/13 at Det. set a team record (later tied on 10/15/23 at Ten. in London) and a single-game NFL high in 2013. He became the first kicker ever to connect from the 20-, 30-, 40-, 50- & 60-yard range in a game.
- ✗ An NFL single-season record 24 of Tucker's 38 FGM in 2016 came from 40 yards or beyond, while his 10 FGM of 50-plus yards in 2016 tie (Brandon Aubrey - '23, Daniel Carlson - '22, Brandon McManus - '20 & Blair Walsh - '12) for the most in NFL history. (Tucker was a perfect 10-for-10 from 50 yards and out in 2016.)

PRO BOWLS BY A KICKER IN NFL HISTORY

PRO BOWL HONORS / KICKERS / NFL HISTORY

Rk.	Player	No.
1.	Justin Tucker	7
	Morten Andersen	7
3.	David Akers	6
	Jan Stenerud	6
5.	Gary Anderson	4
	Sam Baker	4
	Jim Bakken	4
	Stephen Gostkowski	4

411 FGM in Tucker's career, marking the most in franchise history

1,735 points scored in Tucker's career, marking the most in Ravens history and by any NFL player in Years 1-13 of a career

61 FGM from 50+ yards, marking the second most in NFL history

147 points scored by Tucker in 2023, marking a franchise record and a personal single-season high

RAVENS CHARTS

MOST POINTS SCORED

Rk.	Name (Seasons)	Points
1.	Justin Tucker (2012-24) ..	1,735
2.	Matt Stover (1996-2008) ..	1,464
3.	Billy Cundiff (2009-11)	294
4.	Jamal Lewis (2000-06).....	284
5.	Ray Rice (2008-13).....	260

MOST FIELD GOALS MADE

Rk.	Name (Seasons)	FGM
1.	Justin Tucker (2012-24)	411
2.	Matt Stover (1996-2008) ...	354
3.	Billy Cundiff (2009-11)	66
4.	Stephen Hauschka (2008-09) ..	10
5.	Shayne Graham (2011)	2

TUCKER'S SPLITS

Tucker, the most accurate kicker in NFL history, owns an 89.3% success mark (411-of-460) on FGs.

Home	199-224 .. 88.8%	2012	30-33... 90.9%
Away	212-236 .. 89.8%	2013	38-41... 92.7%
vs. AFC	294-331 .. 88.8%	2014	29-34... 85.3%
vs. NFC	117-129 .. 90.7%	2015	33-40... 82.5%
AFC North ..	150-169 .. 88.8%	2016	38-39... 97.4%
1st Qtr.	70-83... 84.3%	2017.....	34-37... 91.9%
2nd Qtr.....	138-160 .. 86.3%	2018	35-39... 89.7%
3rd Qtr.	70-72... 97.2%	2019	28-29... 96.6%
4th Qtr	127-139 .. 91.4%	2020	26-29... 89.7%
Overtime	6-6.... 100%	2021	35-37... 94.6%
20-29	110-110 .. 100%	2022	37-43... 86.0%
30-39	121-124 .. 97.6%	2023	32-37... 86.5%
40-49	119-134 .. 88.8%	2024	16-22... 72.7%
50+.....	61-92... 66.3%		

FAST & FURIOUS

Since entering the league in 2012, Tucker has reached several marks faster than any other player in NFL history:



ALPHABETICAL ROSTER

NO.	NAME	POS	HT	WT	AGE	EXP	COLLEGE	HOMETOWN	HOW ACQ	GP	GS	DNP	IA
15	Agholor, Nelson	WR	6-0	200	31	10	USC	Tampa, FL	UFA (NE) '23	11	5	0	0
26	Ali, Rasheen	RB	5-11	212	23	R	Marshall	Cleveland, OH	D5 '24	1	0	0	5
89	Andrews, Mark	TE	6-5	250	29	7	Oklahoma	Scottsdale, AZ	D3b '18	11	7	0	0
5	Armour-Davis, Jalyn	CB	6-1	197	25	3	Alabama	Mobile, AL	D4b '22	5	2	0	2
7	Bateman, Rashod	WR	6-1	195	24	4	Minnesota	Tifton, GA	D1a '21	11	8	0	0
49	Board, Chris	ILB	6-2	240	29	7	North Dakota State	Orlando, FL	FA '24	11	0	0	0
24	Brade, Beau	S	6-0	209	22	R	Maryland	Clarksville, MD	FA '24	5	0	0	6
66	Cleveland, Ben	G	6-6	360	26	4	Georgia	Toccoa, GA	D3a '21	11	0	0	0
77	Faalele, Daniel	G	6-8	380	25	3	Minnesota	Melbourne, Australia	D4a '22	11	11	0	0
4	Flowers, Zay	WR	5-9	175	24	2	Boston College	Fort Lauderdale, FL	D1 '23	11	9	0	0
14	Hamilton, Kyle	S	6-4	224	23	3	Notre Dame	Atlanta, GA	D1a '22	11	11	0	0
40	Harrison, Malik	LB	6-3	255	26	5	Ohio State	Columbus, OH	D3c '20	9	1	0	2
22	Henry, Derrick	RB	6-3	247	30	9	Alabama	Yulee, FL	UFA (Ten.) '24	11	11	0	0
43	Hill, Justice	RB	5-10	195	27	6	Oklahoma State	Tulsa, OK	D4a '19	11	0	0	0
44	Humphrey, Marlon	CB	6-0	203	28	8	Alabama	Hoover, AL	D1 '17	10	10	0	1
50	Isaac, Adisa	OLB	6-4	253	23	R	Penn State	Brooklyn, NY	D3 '24	2	0	0	9
39	Jackson, Eddie	S	6-0	206	30	8	Alabama	Lauderdale Lakes, FL	FA '24	9	4	0	2
8	Jackson, Lamar	QB	6-2	205	27	7	Louisville	Pompano Beach, FL	D1b '18	11	11	0	0
18	Johnson, Dontae	WR	5-10	183	28	6	Toledo	Tampa, FL	TR (Car.) '24	3	1	0	0
17	Johnson, Josh	QB	6-3	214	38	10	San Diego	Oakland, CA	FA '23	3	0	8	0
74	Jones, Josh	G/T	6-7	339	27	5	Houston	Richmond, TX	UFA (Hou.) '24	10	0	1	0
98	Jones, Travis	DL	6-4	338	25	3	Connecticut	New Haven, CT	D3 '22	11	9	0	0
28	Kane, Sanoussi	S	5-11	210	23	R	Purdue	Harlem, NY	D7b '24	11	0	0	0
88	Kolar, Charlie	TE	6-6	267	25	3	Iowa State	Norman, OK	D4c '22	11	3	0	0
80	Likely, Isaiah	TE	6-4	247	24	3	Coastal Carolina	Cambridge, MA	D4e '22	10	6	0	1
64	Linderbaum, Tyler	C	6-2	314	24	3	Iowa	Solon, IA	D1b '22	11	11	0	0
92	Madubuike, Nnamdi	DL	6-3	305	27	5	Texas A&M	McKinney, TX	D3a '20	11	11	0	0
10	Maulet, Arthur	CB	5-10	190	31	8	Memphis	New Orleans, LA	FA '23	3	0	0	1
65	Mekari, Patrick	OL	6-4	305	27	6	Cal-Berkeley	Westlake Village, CA	FA '19	11	11	0	0
34	Mitchell, Keaton	RB	5-8	191	22	2	East Carolina	McDonough, GA	FA '23	2	0	0	0
46	Moore, Nick	LS	6-2	260	31	3	Georgia	Snellville, GA	FA '20	11	0	0	0
90	Ojabo, David	OLB	6-4	252	24	3	Michigan	Aberdeen, Scotland	D2 '22	8	0	0	3
99	Oweh, Odafe	OLB	6-5	255	25	4	Penn State	Howell, NJ	D1b '21	11	10	0	0
42	Ricard, Patrick	FB	6-3	300	30	8	Maine	Spencer, MA	FA '17	11	5	0	0
95	Robinson, Tavius	OLB	6-6	262	25	2	Mississippi	Guelph, ON, Canada	D4 '23	11	1	0	0
70	Rosengarten, Roger	T	6-5	316	22	R	Washington	Highlands Ranch, CO	D2 '24	11	8	0	0
61	Samac, Nick	C	6-4	314	23	R	Michigan State	Mentor, OH	D7a '24	0	0	0	11
23	Simpson, Trenton	ILB	6-2	235	23	2	Clemson	Charlotte, NC	D3 '23	11	11	0	0
0	Smith, Roquan	ILB	6-1	230	27	7	Georgia	Montezuma, GA	TR (Chi.) '22	11	11	0	0
79	Stanley, Ronnie	T	6-6	310	30	9	Notre Dame	Las Vegas, NV	D1 '16	11	11	0	0
21	Stephens, Brandon	DB	6-1	215	26	4	Southern Methodist	Plano, TX	D3b '21	11	11	0	0
11	Stout, Jordan	P	6-3	209	26	3	Penn State	Cedar Bluff, VA	D4d '22	11	0	0	0
9	Tucker, Justin	K	6-1	191	34	13	Texas	Austin, TX	FA '12	11	0	0	0
97	Urban, Brent	DL	6-7	309	33	11	Virginia	Mississauga, ON, Canada	UFA (Chi.) '22	7	0	0	4
53	Van Noy, Kyle	OLB	6-3	255	33	11	Brigham Young	Reno, NV	FA '23	11	10	0	0
72	Vorhees, Andrew	G	6-6	320	25	1	USC	Kingsburg, CA	D7 '23	9	3	0	2
81	Walker, Devontez	WR	6-1	198	23	R	North Carolina	Charlotte, NC	D4a '24	4	0	0	7
16	Wallace, Tylan	WR	5-11	202	25	4	Oklahoma State	Fort Worth, TX	D4 '21	11	0	0	0
29	Washington, Ar'Darius	S	5-8	180	25	3	Texas Christian	Shreveport, LA	FA '21	11	4	0	0
96	Washington, Broderick	DL	6-2	315	27	5	Texas Tech	Longview, TX	D5 '20	9	2	0	2
25	White, Tre'Davious	CB	5-9	196	29	8	Louisiana State	Shreveport, LA	TR (LAR) '24	1	0	0	1
2	Wiggins, Nate	CB	6-1	182	21	R	Clemson	Atlanta, GA	D1 '24	9	3	0	2
32	Williams, Marcus	S	6-1	204	28	8	Utah	Corona, CA	UFA (NO) '22	10	9	1	0

Practice Squad (17)

71	Aumavae-Laulu, Malaesala	G/T	6-5	344	25	2	Oregon	Hilo, HI	D6 '23	2	0	0	4
67	Bullock, Corey	T	6-3	314	22	R	Maryland	Accokeek, MD	FA '24	0	0	0	0
12	Cunningham, Malik	WR	6-1	186	26	2	Louisville	Montgomery, AL	FA '23	0	0	0	0
76	Dalcourt, Darrian	G	6-3	320	24	R	Alabama	Havre de Grace, MD	FA '24	0	0	0	0
33	Kendall, Anthony	CB	5-10	188	24	2	Baldwin Wallace	Port Richey, FL	FA '24	0	0	0	0
35	King II, Desmond	CB	5-10	201	29	8	Iowa	Detroit, MI	FA '24	0	0	0	0
87	Kirkwood, Keith	WR	6-3	210	29	5	Temple	Neptune, NJ	FA '24	0	0	0	0
57	Kwenkeu, William	LB	6-1	235	27	3	Temple	Waldorf, MD	FA '24	0	0	0	0
13	Leary, Devin	QB	6-1	216	25	R	Kentucky	Sicklerville, NJ	D6 '24	0	0	0	0
6	Miller, Anthony	WR	5-11	199	30	5	Memphis	Memphis, TN	FA '24	0	0	0	0
84	Mitchell-Paden, Zaire	TE	6-5	257	25	1	Florida Atlantic	Rockville, MD	FA '24	0	0	0	0
94	Odeleye (IPPP), Adedayo	DL	6-5	271	27	1	Loughborough (UK)	Kent, UK	FA '24	0	0	0	0
68	Ravenell, C. J.	DL	6-5	292	24	R	Missouri Western State	Santa Clarita, CA	FA '24	0	0	0	0
69	Tupou, Josh	DL	6-3	340	30	7	Colorado	Long Beach, CA	FA '24	2	0	0	0
82	Wade, Dayton	WR	5-9	184	24	R	Mississippi	Atlanta, GA	FA '24	0	0	0	0
54	Welch, Kristian	LB	6-3	240	26	5	Iowa	Iola, WI	FA '24	3	0	0	0
93	Wormley, Chris	DL	6-5	300	31	8	Michigan	Toledo, OH	FA '24	1	0	0	0

Injured Reserve (7)

59	Hamm, Malik	OLB	6-3	254	24	2	Lafayette	Baltimore, MD	FA '23	0	0	0	0
3	Harty, Deonte	WR/RS	5-6	170	26	6	Assumption	Baltimore, MD	FA '24	5	0	0	1
45	Matthew, Christian	DB	6-2	197	28	3	Valdosta State	Columbus, GA	FA '23	0	0	0	0
30	Mullen, Trayvon	CB	6-2	194	27	5	Clemson	Cocoanut Creek, FL	FA '23	0	0	0	0
58	Pierce, Michael	DL	6-0	355	32	8	Samford	Daphne, AL	FA '22	7	1	0	1
27	Tampa Jr., T. J.	CB	6-1	199	22	R	Iowa State	St Petersburg, FL	D4b '24	4	0	0	3
36	Wright, Owen	RB	5-9	217	25	1	Monmouth	Bethesda, MD	FA '23	0	0	0	0

Practice Squad/Injured Reserve (1)

83	Ismail, Qadir	TE	6-6	232	24	R	Samford	Bel Air, MD	FA '24	0	0	0	0
----	---------------	----	-----	-----	----	---	---------	-------------	--------	---	---	---	---

NUMERICAL ROSTER

NO.	NAME	POS	HT	WT	AGE	EXP	COLLEGE	HOMETOWN	HOW ACQ	GP	GS	DNP	IA
0	Roquan Smith	ILB	6-1	230	27	7	Georgia	Montezuma, GA	TR (Chi.) '22	11	11	0	0
2	Nate Wiggins	CB	6-1	182	21	R	Clemson	Atlanta, GA	D1 '24	9	3	0	2
4	Zay Flowers	WR	5-9	175	24	2	Boston College	Fort Lauderdale, FL	D1 '23	11	9	0	0
5	Jalyn Armour-Davis	CB	6-1	197	25	3	Alabama	Mobile, AL	D4b '22	5	2	0	2
7	Rashod Bateman	WR	6-1	195	24	4	Minnesota	Tifton, GA	D1a '21	11	8	0	0
8	Lamar Jackson	QB	6-2	205	27	7	Louisville	Pompano Beach, FL	D1b '18	11	11	0	0
9	Justin Tucker	K	6-1	191	34	13	Texas	Austin, TX	FA '12	11	0	0	0
10	Arthur Maulet	CB	5-10	190	31	8	Memphis	New Orleans, LA	FA '23	3	0	0	1
11	Jordan Stout	P	6-3	209	26	3	Penn State	Cedar Bluff, VA	D4d '22	11	0	0	0
14	Kyle Hamilton	S	6-4	224	23	3	Notre Dame	Atlanta, GA	D1a '22	11	11	0	0
15	Nelson Agholor	WR	6-0	200	31	10	USC	Tampa, FL	UFA (NE) '23	11	5	0	0
16	Tylan Wallace	WR	5-11	202	25	4	Oklahoma State	Fort Worth, TX	D4 '21	11	0	0	0
17	Josh Johnson	QB	6-3	214	38	10	San Diego	Oakland, CA	FA '23	3	0	8	0
18	Diontae Johnson	WR	5-10	183	28	6	Toledo	Tampa, FL	TR (Car.) '24	3	1	0	0
21	Brandon Stephens	DB	6-1	215	26	4	Southern Methodist	Plano, TX	D3b '21	11	11	0	0
22	Derrick Henry	RB	6-3	247	30	9	Alabama	Yulee, FL	UFA (Ten.) '24	11	11	0	0
23	Trenton Simpson	ILB	6-2	235	23	2	Clemson	Charlotte, NC	D3 '23	11	11	0	0
24	Beau Brade	S	6-0	209	22	R	Maryland	Clarksville, MD	FA '24	5	0	0	6
25	Tre'Davious White	CB	5-9	196	29	8	Louisiana State	Shreveport, LA	TR (LAR) '24	1	0	0	1
26	Rasheen Ali	RB	5-11	212	23	R	Marshall	Cleveland, OH	D5 '24	1	0	0	5
28	Sanoussi Kane	S	5-11	210	23	R	Purdue	Harlem, NY	D7b '24	11	0	0	0
29	Ar'Darius Washington	S	5-8	180	25	3	Texas Christian	Shreveport, LA	FA '21	11	4	0	0
32	Marcus Williams	S	6-1	204	28	8	Utah	Corona, CA	UFA (NO) '22	10	9	1	0
34	Keaton Mitchell	RB	5-8	191	22	2	East Carolina	McDonough, GA	FA '23	2	0	0	0
39	Eddie Jackson	S	6-0	206	30	8	Alabama	Lauderdale Lakes, FL	FA '24	9	4	0	2
40	Malik Harrison	LB	6-3	255	26	5	Ohio State	Columbus, OH	D3c '20	9	1	0	2
42	Patrick Ricard	FB	6-3	300	30	8	Maine	Spencer, MA	FA '17	11	5	0	0
43	Justice Hill	RB	5-10	195	27	6	Oklahoma State	Tulsa, OK	D4a '19	11	0	0	0
44	Marlon Humphrey	CB	6-0	203	28	8	Alabama	Hoover, AL	D1 '17	10	10	0	1
46	Nick Moore	LS	6-2	260	31	3	Georgia	Snellville, GA	FA '20	11	0	0	0
49	Chris Board	ILB	6-2	240	29	7	North Dakota State	Orlando, FL	FA '24	11	0	0	0
50	Adisa Isaac	OLB	6-4	253	23	R	Penn State	Brooklyn, NY	D3 '24	2	0	0	9
53	Kyle Van Noy	OLB	6-3	255	33	11	Brigham Young	Reno, NV	FA '23	11	10	0	0
61	Nick Samac	C	6-4	314	23	R	Michigan State	Mentor, OH	D7a '24	0	0	0	11
64	Tyler Linderbaum	C	6-2	314	24	3	Iowa	Solon, IA	D1b '22	11	11	0	0
65	Patrick Mekari	OL	6-4	305	27	6	Cal-Berkeley	Westlake Village, CA	FA '19	11	11	0	0
66	Ben Cleveland	G	6-6	360	26	4	Georgia	Toccoa, GA	D3a '21	11	0	0	0
70	Roger Rosengarten	T	6-5	316	22	R	Washington	Highlands Ranch, CO	D2 '24	11	8	0	0
72	Andrew Vorhees	G	6-6	320	25	1	USC	Kingsburg, CA	D7 '23	9	3	0	2
74	Josh Jones	G/T	6-7	339	27	5	Houston	Richmond, TX	UFA (Hou.) '24	10	0	1	0
77	Daniel Faalele	G	6-8	380	25	3	Minnesota	Melbourne, Australia	D4a '22	11	11	0	0
79	Ronnie Stanley	T	6-6	310	30	9	Notre Dame	Las Vegas, NV	D1 '16	11	11	0	0
80	Isaiah Likely	TE	6-4	247	24	3	Coastal Carolina	Cambridge, MA	D4e '22	10	6	0	1
81	Devontez Walker	WR	6-1	198	23	R	North Carolina	Charlotte, NC	D4a '24	4	0	0	7
88	Charlie Kolar	TE	6-6	267	25	3	Iowa State	Norman, OK	D4c '22	11	3	0	0
89	Mark Andrews	TE	6-5	250	29	7	Oklahoma	Scottsdale, AZ	D3b '18	11	7	0	0
90	David Ojabo	OLB	6-4	252	24	3	Michigan	Aberdeen, Scotland	D2 '22	8	0	0	3
92	Nnamdi Madubuike	DL	6-3	305	27	5	Texas A&M	McKinney, TX	D3a '20	11	11	0	0
95	Tavarius Robinson	OLB	6-6	262	25	2	Mississippi	Guelph, ON, Canada	D4 '23	11	1	0	0
96	Broderick Washington	DL	6-2	315	27	5	Texas Tech	Longview, TX	D5 '20	9	2	0	2
97	Brent Urban	DL	6-7	309	33	11	Virginia	Mississauga, ON, Canada	UFA (Chi.) '22	7	0	0	4
98	Travis Jones	DL	6-4	338	25	3	Connecticut	New Haven, CT	D3 '22	11	9	0	0
99	Odafe Oweh	OLB	6-5	255	25	4	Penn State	Howell, NJ	D1b '21	11	10	0	0

Practice Squad (17)

6	Anthony Miller	WR	5-11	199	30	5	Memphis	Memphis, TN	FA '24	0	0	0	0
12	Malik Cunningham	WR	6-1	186	26	2	Louisville	Montgomery, AL	FA '23	0	0	0	0
13	Devin Leary	QB	6-1	216	25	R	Kentucky	Sicklerville, NJ	D6 '24	0	0	0	0
33	Anthony Kendall	CB	5-10	188	24	2	Baldwin Wallace	Port Richey, FL	FA '24	0	0	0	0
35	Desmond King II	CB	5-10	201	29	8	Iowa	Detroit, MI	FA '24	0	0	0	0
54	Kristian Welch	LB	6-3	240	26	5	Iowa	Iola, WI	FA '24	3	0	0	0
57	William Kwenkeu	LB	6-1	235	27	3	Temple	Waldorf, MD	FA '24	0	0	0	0
67	Corey Bullock	T	6-3	314	22	R	Maryland	Accokeek, MD	FA '24	0	0	0	0
68	C. J. Ravenell	DL	6-5	292	24	R	Missouri Western State	Santa Clarita, CA	FA '24	0	0	0	0
69	Josh Tupou	DL	6-3	340	30	7	Colorado	Long Beach, CA	FA '24	2	0	0	0
71	Malaesala Aumavae-Laulu	G/T	6-5	344	25	2	Oregon	Hilo, HI	D6 '23	2	0	0	4
76	Darriin Dalcourt	G	6-3	320	24	R	Alabama	Havre de Grace, MD	FA '24	0	0	0	0
82	Dayton Wade	WR	5-9	184	24	R	Mississippi	Atlanta, GA	FA '24	0	0	0	0
84	Zaire Mitchell-Paden	TE	6-5	257	25	1	Florida Atlantic	Rockville, MD	FA '24	0	0	0	0
87	Keith Kirkwood	WR	6-3	210	29	5	Temple	Neptune, NJ	FA '24	0	0	0	0
93	Chris Wormley	DL	6-5	300	31	8	Michigan	Toledo, OH	FA '24	1	0	0	0
94	Adedayo Odeleye (IPPP)	DL	6-5	271	27	1	Loughborough (UK)	Kent, UK	FA '24	0	0	0	0

Injured Reserve (7)

3	Deonte Harty	WR/RS	5-6	170	26	6	Assumption	Baltimore, MD	FA '24	5	0	0	1
27	T. J. Tampa Jr.	CB	6-1	199	22	R	Iowa State	St Petersburg, FL	D4b '24	4	0	0	3
30	Trayvon Mullen	CB	6-2	194	27	5	Clemson	Coconut Creek, FL	FA '23	0	0	0	0
36	Owen Wright	RB	5-9	217	25	1	Monmouth	Bethesda, MD	FA '23	0	0	0	0
45	Christian Matthew	DB	6-2	197	28	3	Valdosta State	Columbus, GA	FA '23	0	0	0	0
58	Michael Pierce	DL	6-0	355	32	8	Samford	Daphne, AL	FA '22	7	1	0	1
59	Malik Hamm	OLB	6-3	254	24	2	Lafayette	Baltimore, MD	FA '23	0	0	0	0

Practice Squad/Injured Reserve (1)

83	Qadir Ismail	TE	6-6	232	24	R	Samford	Bel Air, MD	FA '24	0	0	0	0
----	--------------	----	-----	-----	----	---	---------	-------------	--------	---	---	---	---

POSITIONAL ROSTER

NO.	NAME	POS.	HT.	WT.	AGE	EXP.	COLLEGE	HOMETOWN	HOW ACQ.
QUARTERBACKS (3)									
8	Lamar Jackson	QB	6-2	205	27	7	Louisville	Pompano Beach, FL	D1b '18
13	Devin Leary (PS)	QB	6-1	216	25	R	Kentucky	Sicklerville, NJ	D6 '24
17	Josh Johnson	QB	6-3	214	38	10	San Diego	Oakland, CA	FA '23
RUNNING BACKS (6)									
22	Derrick Henry	RB	6-3	247	30	9	Alabama	Yulee, FL	UFA (Ten.) '24
26	Rasheen Ali	RB	5-11	212	23	R	Marshall	Cleveland, OH	D5 '24
34	Keaton Mitchell	RB	5-8	191	22	2	East Carolina	McDonough, GA	FA '23
36	Owen Wright (IR)	RB	5-9	217	25	1	Monmouth	Bethesda, MD	FA '23
42	Patrick Ricard	FB	6-3	300	30	8	Maine	Spencer, MA	FA '17
43	Justice Hill	RB	5-10	195	27	6	Oklahoma State	Tulsa, OK	D4a '19
WIDE RECEIVERS (11)									
3	Deonte Harty (IR)	WR/RS	5-6	170	26	6	Assumption	Baltimore, MD	FA '24
4	Zay Flowers	WR	5-9	175	24	2	Boston College	Fort Lauderdale, FL	D1 '23
6	Anthony Miller (PS)	WR	5-11	199	30	5	Memphis	Memphis, TN	FA '24
7	Rashod Bateman	WR	6-1	195	24	4	Minnesota	Tifton, GA	D1a '21
12	Malik Cunningham (PS)	WR	6-1	186	26	2	Louisville	Montgomery, AL	FA '23
15	Nelson Agholor	WR	6-0	200	31	10	USC	Tampa, FL	UFA (NE) '23
16	Tylan Wallace	WR	5-11	202	25	4	Oklahoma State	Fort Worth, TX	D4 '21
18	Diontae Johnson	WR	5-10	183	28	6	Toledo	Tampa, FL	TR (Car.) '24
81	Devontae Walker	WR	6-1	198	23	R	North Carolina	Charlotte, NC	D4a '24
82	Dayton Wade (PS)	WR	5-9	184	24	R	Mississippi	Atlanta, GA	FA '24
87	Keith Kirkwood (PS)	WR	6-3	210	29	5	Temple	Neptune, NJ	FA '24
TIGHT ENDS (5)									
80	Isaiah Likely	TE	6-4	247	24	3	Coastal Carolina	Cambridge, MA	D4e '22
83	Qadir Ismail (PSIR)	TE	6-6	232	24	R	Samford	Bel Air, MD	FA '24
84	Zaire Mitchell-Paden (PS)	TE	6-5	257	25	1	Florida Atlantic	Rockville, MD	FA '24
88	Charlie Kolar	TE	6-6	267	25	3	Iowa State	Norman, OK	D4c '22
89	Mark Andrews	TE	6-5	250	29	7	Oklahoma	Scottsdale, AZ	D3b '18
OFFENSIVE LINE (12)									
61	Nick Samac	C	6-4	314	23	R	Michigan State	Mentor, OH	D7a '24
64	Tyler Linderbaum	C	6-2	314	24	3	Iowa	Solon, IA	D1b '22
65	Patrick Mekari	OL	6-4	305	27	6	Cal-Berkeley	Westlake Village, CA	FA '19
66	Ben Cleveland	G	6-6	360	26	4	Georgia	Toccoa, GA	D3a '21
67	Corey Bullock (PS)	T	6-3	314	22	R	Maryland	Accokeek, MD	FA '24
70	Roger Rosengarten	T	6-5	316	22	R	Washington	Highlands Ranch, CO	D2 '24
71	Malaesala Aumavae-Laulu (PS)	G/T	6-5	344	25	2	Oregon	Hilo, HI	D6 '23
72	Andrew Vorhees	G	6-6	320	25	1	USC	Kingsburg, CA	D7 '23
74	Josh Jones	G/T	6-7	339	27	5	Houston	Richmond, TX	UFA (Hou.) '24
76	Darrian Dalcourt (PS)	G	6-3	320	24	R	Alabama	Havre de Grace, MD	FA '24
77	Daniel Faalele	G	6-8	380	25	3	Minnesota	Melbourne, Australia	D4a '22
79	Ronnie Stanley	T	6-6	310	30	9	Notre Dame	Las Vegas, NV	D1 '16
LINEBACKERS (12)									
0	Roquan Smith	ILB	6-1	230	27	7	Georgia	Montezuma, GA	TR (Chi.) '22
23	Trenton Simpson	ILB	6-2	235	23	2	Clemson	Charlotte, NC	D3 '23
40	Malik Harrison	LB	6-3	255	26	5	Ohio State	Columbus, OH	D3c '20
49	Chris Board	ILB	6-2	240	29	7	North Dakota State	Orlando, FL	FA '24
50	Adisa Isaac	OLB	6-4	253	23	R	Penn State	Brooklyn, NY	D3 '24
53	Kyle Van Noy	OLB	6-3	255	33	11	Brigham Young	Reno, NV	FA '23
54	Kristian Welch (PS)	LB	6-3	240	26	5	Iowa	Iola, WI	FA '24
57	William Kwenkeu (PS)	LB	6-1	235	27	3	Temple	Waldorf, MD	FA '24
59	Malik Hamm (IR)	OLB	6-3	254	24	2	Lafayette	Baltimore, MD	FA '23
90	David Ojabo	OLB	6-4	252	24	3	Michigan	Aberdeen, Scotland	D2 '22
95	Tavius Robinson	OLB	6-6	262	25	2	Mississippi	Guelph, ON, Canada	D4 '23
99	Odafe Oweh	OLB	6-5	255	25	4	Penn State	Howell, NJ	D1b '21
DEFENSIVE BACKS (17)									
2	Nate Wiggins	CB	6-1	182	21	R	Clemson	Atlanta, GA	D1 '24
5	Jalyn Armour-Davis	CB	6-1	197	25	3	Alabama	Mobile, AL	D4b '22
10	Arthur Maulet	CB	5-10	190	31	8	Memphis	New Orleans, LA	FA '23
14	Kyle Hamilton	S	6-4	224	23	3	Notre Dame	Atlanta, GA	D1a '22
21	Brandon Stephens	DB	6-1	215	26	4	Southern Methodist	Plano, TX	D3b '21
24	Beau Brade	S	6-0	209	22	R	Maryland	Clarksville, MD	FA '24
25	Tre'Davious White	CB	5-9	196	29	8	Louisiana State	Shreveport, LA	TR (LAR) '24
27	T.J. Tampa Jr. (IR)	CB	6-1	199	22	R	Iowa State	St Petersburg, FL	D4b '24
28	Sanoussi Kane	S	5-11	210	23	R	Purdue	Harlem, NY	D7b '24
29	Ar'Darius Washington	S	5-8	180	25	3	Texas Christian	Shreveport, LA	FA '21
30	Trayvon Mullen (IR)	CB	6-2	194	27	5	Clemson	Coconut Creek, FL	FA '23
32	Marcus Williams	S	6-1	204	28	8	Utah	Corona, CA	UFA (NO) '22
33	Anthony Kendall (PS)	CB	5-10	188	24	2	Baldwin Wallace	Port Richey, FL	FA '24
35	Desmond King II (PS)	CB	5-10	201	29	8	Iowa	Detroit, MI	FA '24
39	Eddie Jackson	S	6-0	206	30	8	Alabama	Lauderdale Lakes, FL	FA '24
44	Marlon Humphrey	CB	6-0	203	28	8	Alabama	Hoover, AL	D1 '17
45	Christian Matthew (IR)	DB	6-2	197	28	3	Valdosta State	Columbus, GA	FA '23
DEFENSIVE LINE (9)									
58	Michael Pierce (IR)	DL	6-0	355	32	8	Samford	Daphne, AL	FA '22
68	C.J. Ravenell (PS)	DL	6-5	292	24	R	Missouri Western State	Santa Clarita, CA	FA '24
69	Josh Tupou (PS)	DL	6-3	340	30	7	Colorado	Long Beach, CA	FA '24
92	Nnamdi Madubuike	DL	6-3	305	27	5	Texas A&M	McKinney, TX	D3a '20
93	Chris Wormley (PS)	DL	6-5	300	31	8	Michigan	Toledo, OH	FA '24
94	Adedayo Odeleye (IPPP) (PS)	DL	6-5	271	27	1	Loughborough (UK)	Kent, UK	FA '24
96	Broderick Washington	DL	6-2	315	27	5	Texas Tech	Longview, TX	D5 '20
97	Brent Urban	DL	6-7	309	33	11	Virginia	Mississauga, ON, Canada	UFA (Chi.) '22
98	Travis Jones	DL	6-4	338	25	3	Connecticut	New Haven, CT	D3 '22
SPECIALISTS (3)									
9	Justin Tucker	K	6-1	191	34	13	Texas	Austin, TX	FA '12
11	Jordan Stout	P	6-3	209	26	3	Penn State	Cedar Bluff, VA	D4d '22
46	Nick Moore	LS	6-2	260	31	3	Georgia	Snelville, GA	FA '20

2024 TRANSACTIONS

DATE	POS.	PLAYER	TRANSACTION
11/19	CB	Desmond King II	Signed to the practice squad
11/19	CB	Bump Cooper Jr.	Released
11/18	ILB	Deion Jennings	Waived
11/17	LB	Kristian Welch	Activated from the practice squad (standard elevation) at Pit.
11/7	NT	Josh Tupou	Activated from the practice squad (standard elevation) vs. Cin.
11/7	LB	Kristian Welch	Activated from the practice squad (standard elevation) vs. Cin.
11/7	RB	Keaton Mitchell	Activated from the Physically Unable to Perform (PUP) list
11/7	OLB	Yannick Ngakoue	Waived (vested veteran)
11/5	RB	Chris Collier	Waived
11/5	CB	Tre'Davious White	Acquired from the Rams in a trade that also included undisclosed draft picks
11/3	NT	Josh Tupou	Activated from the practice squad (standard elevation) vs. Den.
11/3	DE	Chris Wormley	Activated from the practice squad (standard elevation) vs. Den.
10/30	WR	Diontae Johnson	Acquired from the Panthers in a trade that also included undisclosed draft picks
10/30	NT	Michael Pierce	Placed on Injured Reserve
10/28	NT	Josh Tupou	Signed to the practice squad
10/27	CB	Bump Cooper Jr.	Activated from the practice squad (standard elevation) at Cle.
10/26	CB	Jalyn Armour-Davis	Activated from Injured Reserve/Designated to Return
10/26	CB	T.J. Tampa Jr.	Placed on Injured Reserve
10/23	CB	Jalyn Armour-Davis	Designated to return from Injured Reserve
10/22	CB	Arthur Maulet	Activated from Injured Reserve
10/22	ILB	Josh Ross	Waived
10/21	RB	Chris Collier	Signed from the practice squad to the 53-man roster
10/21	LB	Kristian Welch	Activated from the practice squad (standard elevation) at TB
10/19	WR/RS	Deonte Harty	Placed on Injured Reserve
10/18	TE	Qadir Ismail	Placed on Practice Squad Injured Reserve
10/18	TE	Zaire Mitchell-Paden	Signed to the practice squad
10/17	TE	Zaire Mitchell-Paden	Released
10/17	G/T	Malaesala Aumavae-Laulu	Signed to the practice squad
10/16	LB	Kristian Welch	Signed to the practice squad
10/16	CB	Anthony Kendall	Signed to the practice squad
10/15	CB	Damarion Williams	Released
10/15	G/T	Malaesala Aumavae-Laulu	Waived
10/15	OLB	Yannick Ngakoue	Signed from the practice squad to the 53-man roster
10/13	OLB	Yannick Ngakoue	Activated from the practice squad (standard elevation) vs. Was.
10/12	RB	Rasheen Ali	Activated from Injured Reserve
10/8	CB	Damarion Williams	Signed to the practice squad
10/8	RB	Chris Collier	Activated from the practice squad (standard elevation) at Cin.
10/6	OLB	Yannick Ngakoue	Activated from the practice squad (standard elevation) at Cin.
10/3	RB	Rasheen Ali	Designated to return from Injured Reserve
10/1	RB	John Kelly	Released
10/1	LB	William Kwenkeu	Signed to the practice squad
9/29	RB	Chris Collier	Activated from the practice squad (standard elevation) vs. Buf.
9/28	CB	Jalyn Armour-Davis	Placed on Injured Reserve (hamstring)
9/24	OLB	Joe Evans	Released
9/24	OLB	Yannick Ngakoue	Signed to the practice squad
9/22	RB	Chris Collier	Activated from the practice squad (standard elevation) at Dal.
9/22	CB	Ka'dar Hollman	Activated from the practice squad (standard elevation) at Dal.
9/20	RB	Justice Hill	Signed a two-year contract extension (through 2026) with Baltimore
9/17	DE	Chris Wormley	Signed to the practice squad
9/16	TE	Zaire Mitchell-Paden	Signed to the practice squad
9/15	CB	Ka'dar Hollman	Activated from the practice squad (standard elevation) vs. LV
9/15	RB	John Kelly	Activated from the practice squad (standard elevation) vs. LV
9/5	RB	Rasheen Ali	Placed on Injured Reserve
9/5	CB	Ka'dar Hollman	Activated from the practice squad (standard elevation) at KC
9/5	RB	John Kelly	Activated from the practice squad (standard elevation) at KC
9/5	ILB	Josh Ross	Signed from the practice squad to the active roster
9/5	WR	Isaiah Washington	Waived from Injured Reserve (injury settlement)
8/31	QB	Tyler Huntley	Signed to the practice squad
8/30	DE	Adedayo Odeleye (IPPP)	Signed the practice squad (International Pathway Program)
8/28	WR	Dayton Wade	Signed to the practice squad
8/28	WR	Anthony Miller	Signed to the practice squad
8/28	DE	C.J. Ravenell	Signed to the practice squad
8/28	ILB	Josh Ross	Signed to the practice squad
8/28	TE	Qadir Ismail	Signed to the practice squad
8/28	RB	John Kelly	Signed to the practice squad
8/28	WR	Keith Kirkwood	Signed to the practice squad
8/28	QB	Devin Leary	Signed to the practice squad
8/28	G	Darrin Dalcourt	Signed to the practice squad
8/28	OLB	Joe Evans	Signed to the practice squad
8/28	CB	Ka'dar Hollman	Signed to the practice squad
8/28	T	Corey Bullock	Signed to the practice squad
8/28	RB	Chris Collier	Signed to the practice squad
8/28	CB	Bump Cooper Jr.	Signed to the practice squad
8/28	WR	Malik Cunningham	Signed to the practice squad
8/27	RB	Keaton Mitchell	Placed on the Reserve/Physically Unable to Perform (PUP) list
8/27	RB	Owen Wright	Placed on Injured Reserve
8/27	CB	Trayvon Mullen	Placed on Injured Reserve
8/27	WR	Isaiah Washington	Placed on Injured Reserve
8/27	CB	Arthur Maulet	Placed on Injured Reserve/Designated for Return
8/27	ILB	Deion Jennings	Placed on Injured Reserve
8/27	DB	Christian Matthew	Placed on Injured Reserve
8/27	DB	Daryl Worley	Terminated the contract of vested veteran
8/27	DT	Josh Tupou	Terminated the contract of vested veteran (injury settlement)
8/27	NT	Deadrin Senat	Terminated the contract of vested veteran (injury settlement)
8/27	WR	Keith Kirkwood	Terminated the contract of vested veteran
8/27	WR	Anthony Miller	Terminated the contract of vested veteran
8/27	RB	John Kelly	Terminated the contract of vested veteran
8/27	CB	Ka'dar Hollman	Terminated the contract of vested veteran
8/27	WR	Dayton Wade	Waived
8/27	CB	Damarion Williams	Waived
8/27	ILB	Josh Ross	Waived
8/27	DE	C.J. Ravenell	Waived
8/27	ILB	Yvandy Rigby	Waived
8/27	G	Tashawn Manning	Waived
8/27	T	Julian Pearl	Waived
8/27	QB	Emory Jones	Waived
8/27	QB	Devin Leary	Waived
8/27	OLB	Joe Evans	Waived
8/27	TE	Qadir Ismail	Waived
8/27	WR	Malik Cunningham	Waived
8/27	G	Darrin Dalcourt	Waived
8/27	RB	Chris Collier	Waived
8/27	CB	Bump Cooper Jr.	Waived
8/27	T	Corey Bullock	Waived
8/26	WR	Russell Gage	Terminated the contract of vested veteran
8/26	DE	Tramel Walthour	Waived
8/26	TE	Riley Sharp	Waived
8/26	T	Darrell Simpson	Waived
8/26	TE	Mike Rigerman	Waived
8/26	WR	Sean Ryan	Waived
8/26	P	Jack Browning	Waived
8/20	TE	Scotty Washington	Waived (injury settlement)
8/13	RB	John Kelly	Signed
8/13	OLB	Quincy Roche	Waived (injury settlement)
8/12	CB	T.J. Tampa Jr.	Passed physical and was removed from PUP
8/11	P	Jack Browning	Signed as an undrafted rookie free agent
8/11	G	TyKeem Doss	Waived
8/11	WR	Anthony Miller	Signed
8/11	LS	Randen Plattner	Waived
8/6	WR	Russell Gage	Signed
8/6	OLB	Adisa Isaac	Passed physical and was removed from NFI
7/31	DT	Rayshad Nichols	Waived (injury settlement)
7/30	OLB	Malik Hamm	Placed on Injured Reserve (knee)
7/30	OLB	Quincy Roche	Signed
7/22	CB	Tre Swilling	Waived
7/22	DB	Daryl Worley	Re-signed
7/21	S	Eddie Jackson	Signed
7/21	S	Jordan Toles	Waived
7/15	CB	T.J. Tampa Jr.	Declared Physically Unable to Perform (PUP)
7/15	RB	Keaton Mitchell	Declared Physically Unable to Perform (PUP)
7/15	OLB	Adisa Isaac	Placed on the Non-Football Injury (NFI) list
6/28	WR	Keith Kirkwood	Signed
6/26	WR	Tayvion Robinson	Released
5/28	DT	Ja'Mion Franklin	Waived (injured)
5/28	NT	Deadrin Senat	Signed
5/28	DT	Josh Tupou	Signed
5/22	DT	Bravvion Roy	Terminated the contract of vested veteran
5/20	WR	Qadir Ismail	Signed as an undrafted rookie free agent
5/16	WR	DeAngelo Hardy	Waived
5/13	RB	Rasheen Ali	Signed rookie contract
5/13	OLB	Adisa Isaac	Signed rookie contract
5/13	QB	Devin Leary	Signed rookie contract
5/13	WR	Devontez Walker	Signed rookie contract
5/7	QB	Emory Jones	Signed as an undrafted rookie free agent
5/7	DE	C.J. Ravenell	Signed as an undrafted rookie free agent
5/4	WR	Jelani Baker	Waived
5/4	DT	Tre Colbert	Waived
5/3	WR	Jelani Baker	Signed as an undrafted rookie free agent
5/3	S	Beau Brade	Signed as an undrafted rookie free agent
5/3	T	Corey Bullock	Signed as an undrafted rookie free agent
5/3	DT	Tre Colbert	Signed as an undrafted rookie free agent
5/3	RB	Chris Collier	Signed as an undrafted rookie free agent
5/3	CB	Bump Cooper Jr.	Signed as an undrafted rookie free agent
5/3	G	Darrin Dalcourt	Signed as an undrafted rookie free agent
5/3	OLB	Joe Evans	Signed as an undrafted rookie free agent
5/3	DT	Ja'Mion Franklin	Signed as an undrafted rookie free agent
5/3	WR	DeAngelo Hardy	Signed as an undrafted rookie free agent
5/3	ILB	Deion Jennings	Signed as an undrafted rookie free agent
5/3	T	Julian Pearl	Signed as an undrafted rookie free agent
5/3	LS	Randen Plattner	Signed as an undrafted rookie free agent
5/3	ILB	Yvandy Rigby	Signed as an undrafted rookie free agent
5/3	TE	Mike Rigerman	Signed as an undrafted rookie free agent
5/3	WR	Tayvion Robinson	Signed as an undrafted rookie free agent
5/3	TE	Riley Sharp	Signed as an undrafted rookie free agent
5/3	T	Darrell Simpson	Signed as an undrafted rookie free agent
5/3	S	Jordan Toles	Signed as an undrafted rookie free agent
5/3	WR	Dayton Wade	Signed as an undrafted rookie free agent
5/3	DE	Tramel Walthour	Signed as an undrafted rookie free agent
5/3	WR	Isaiah Washington	Signed as an undrafted rookie free agent
5/2	OLB	David Ojabo	Designated as International Player
5/2	S	Sanoussi Kane	Signed rookie contract
5/2	T	Roger Rosengarten	Signed rookie contract
5/2	C	Nick Samac	Signed rookie contract
5/2	CB	T.J. Tampa Jr.	Signed rookie contract
5/2	CB	Nate Wiggins	Signed rookie contract
4/30	OLB	Odafe Oweh	Fifth-year option (through 2025) exercised
4/29	WR	Rashod Bateman	Signed a contract extension (through 2026)
4/14	WR/RS	Deonte Harty	Signed
4/5	OLB	Kyle Van Noy	Re-signed (two-year deal)
3/22	CB	Ka'dar Hollman	Signed
3/21	ILB	Chris Board	Signed
3/21	OL	Josh Jones	Signed
3/19	CB	Arthur Maulet	Re-signed
3/14	WR	Odell Beckham Jr.	Terminated the contract of vested veteran (Post-June 1)
3/14	QB	Josh Johnson	Re-signed
3/14	T	Morgan Moses	Traded with a 2024 fourth-round pick to the Jets in exchange for 2024 fourth- and sixth-round picks
3/14	S	Ar'Darius Washington	Re-signed
3/13	OLB	Tyus Bowser	Terminated the contract of vested veteran
3/13	LB	Malik Harrison	Re-signed
3/13	RB	Derrick Henry	Signed
3/13	DE	Brent Urban	Re-signed
3/8	DT	Nnamdi Madubuike	Signed a four-year contract extension
3/5	DT	Nnamdi Madubuike	Designated as the franchise tag players
2/18	WR	Nelson Agholor	Signed to a one-year contract extension
1/30	CB	Tre Swilling	Signed to Reserve/Future contract
1/29	G	TyKeem Doss	Signed to Reserve/Future contract
1/29	G	Tashawn Manning	Signed to Reserve/Future contract
1/29	DB	Christian Matthew	Signed to Reserve/Future contract
1/29	DT	Rayshad Nichols	Signed to Reserve/Future contract
1/29	ILB	Josh Ross	Signed to Reserve/Future contract
1/29	DT	Bravvion Roy	Signed to Reserve/Future contract
1/29	WR	Sean Ryan	Signed to Reserve/Future contract
1/29	TE	Scotty Washington	Signed to Reserve/Future contract
1/29	RB	Owen Wright	Signed to Reserve/Future contract

DEPTH CHART

Compiled by Ravens PR Staff: Nov. 19, 2024

OFFENSE

WR	4	Zay Flowers	16	Tylan Wallace	18	Diontae Johnson
WR	7	Rashod Bateman	15	Nelson Agholor	<u>81</u>	<u>Devontez Walker</u>
LT	79	Ronnie Stanley	74	Josh Jones		
LG	65	Patrick Mekari	72	Andrew Vorhees		
C	64	Tyler Linderbaum	<u>61</u>	<u>Nick Samac</u>		
RG	77	Daniel Faalele	66	Ben Cleveland		
RT	<u>70</u>	<u>Roger Rosengarten</u>	65	Patrick Mekari		
TE	89	Mark Andrews	80	Isaiah Likely	88	Charlie Kolar
QB	8	Lamar Jackson	17	Josh Johnson		
FB	42	Patrick Ricard				
RB	22	Derrick Henry	43	Justice Hill	34	Keaton Mitchell
					<u>26</u>	<u>Rasheen Ali</u>

DEFENSE

DT	92	Nnamdi Madubuike	96	Broderick Washington		
NT	96	Broderick Washington				
DE	98	Travis Jones	97	Brent Urban		
RUSH	99	Odafe Oweh	90	David Ojabo		
MLB	0	Roquan Smith	49	Chris Board		
WLB	23	Trenton Simpson	40	Malik Harrison		
SAM	53	Kyle Van Noy	95	Tavius Robinson	<u>50</u>	<u>Adisa Isaac</u>
CB	21	Brandon Stephens	25	Tre'Davious White	10	Arthur Maulet*
SS	14	Kyle Hamilton	39	Eddie Jackson	<u>28</u>	<u>Sanoussi Kane</u>
FS	29	Ar'Darius Washington	32	Marcus Williams	<u>24</u>	<u>Beau Brade</u>
CB	44	Marlon Humphrey	<u>2</u>	<u>Nate Wiggins</u>	5	Jalyn Armour-Davis

SPECIAL TEAMS

P	11	Jordan Stout				
K	9	Justin Tucker				
H	11	Jordan Stout				
LS	46	Nick Moore				
KOR	43	Justice Hill	34	Keaton Mitchell	<u>26</u>	<u>Rasheen Ali</u>
PR	16	Tylan Wallace	4	Zay Flowers		

Rookies Underlined

*Missed Last Game w/ Injury

PRONUNCIATIONS

PLAYERS: Nelson Agholor (AGG-uh-lore); Malaesala Aumavae-Laulu (muh-lie-SAUL-uh, ah-moo-VYE, law-OH-loo); Beau Brade (BRAID); Daniel Faalele (FAH-ah-LAY-lay); Qadir Ismail (KUH-deer, ISS-my-el); Sanoussi Kane (sa-NEW-see); Charlie Kolar (KOH-ler); William Kwenku (KWEN-kuh); Nnamdi Madubuike (nahm-DEE, mad-uh-BEE-kay); Arthur Maulet (muh-LET); Patrick Mekari (muh-CARE-ee); Adedayo Odeleye (AH-deh-DIE-oh, OH-deh-lay); David Ojabo (oh-JOBB-oh); Odafe Oweh (uh-DAH-fay, O-way); Nick Samac (SAY-mack); Josh Tupou (TOO-poe); Tylan Wallace (TIE-luhn); Ar'Darius Washington (ar-DARE-ee-us). **COACHES:** George Godsey (GOD-see); Sam Koch (Cook)

COACHING STAFF

John Harbaugh - Head Coach
Chris Hewitt - Asst. Head Coach/Pass Game Coord.
Chris Horton - Special Teams Coordinator
Todd Monken - Offensive Coordinator
Zach Orr - Defensive Coordinator
Danny Breyer - Offensive Assistant Coach
Randy Brown - Sr. Special Teams Coach
Brendan Clark - Defensive Quality Control Coach
Mark DeLeone - Inside Linebackers Coach
Scott Elliott - Strength & Conditioning Coord.
George Godsey - Tight Ends Coach
Dennis Johnson - Defensive Line Coach
Sam Koch - Asst. Special Teams Coach

Greg Lewis - Wide Receivers Coach
Doug Mallory - Secondary Coach
Tee Martin - Quarterbacks Coach
Matt Robinson - Asst. Defensive Line/OLBs Coach
Megan Rosburg - Asst. to HC/Defensive Assistant
Adam Schrack - Offensive Quality Control Coach
Chuck Smith - Pass Rush Coach
Daniel Stern - Dir. of Football Strat./Asst. QBs Coach
Travis Switzer - Run Game Coordinator
Willie Taggart - Running Backs Coach
George Warhop - Offensive Line Coach
Travelle Wharton - Asst. Offensive Line Coach

HOW THE RAVENS ARE BUILT

YEAR	DRAFTEES (36)	FREE AGENTS (26)	TRADES (2)	UDFA (13)
2012				K Justin Tucker (FA '12)
2016	T Ronnie Stanley (1)			
2017	CB Marlon Humphrey (1)			FB Patrick Ricard (FA '17)
2018	QB Lamar Jackson (1b) TE Mark Andrews (3b)			
2019	RB Justice Hill (4a)			OL Patrick Mekari (FA '19)
2020	DL Nnamdi Madubuike (3a) LB Malik Harrison (3c) DL Broderick Washington (5)	LS Nick Moore (FA '20)		
2021	WR Rashod Bateman (1a) OLB Odafe Oweh (1b) G Ben Cleveland (3a) DB Brandon Stephens (3b) WR Tylan Wallace (4)			S Ar'Darius Washington (FA '21)
2022	S Kyle Hamilton (1a) C Tyler Linderbaum (1b) OLB David Ojabo (2) DL Travis Jones (3) G Daniel Faalele (4a) CB Jalyn Armour-Davis (4b) TE Charlie Kolar (4c) P Jordan Stout (4d) TE Isaiah Likely (4e)	DL Michael Pierce (FA '22) * DL Brent Urban (UFA Chi. '22) S Marcus Williams (UFA NO '22)	ILB Roquan Smith (TR Chi. '22)	
2023	WR Zay Flowers (1) ILB Trenton Simpson (3) OLB Tavarius Robinson (4) G/T Malaesala Aumavae-Laulu (6) ^ G Andrew Vorhees (7)	WR Nelson Agholor (UFA NE '23) WR Malik Cunningham (FA '23) ^ QB Josh Johnson (FA '23) DB Christian Matthew (FA '23) * CB Arthur Maulet (FA '23) CB Trayvon Mullen (FA '23) * OLB Kyle Van Noy (FA '23)		OLB Malik Hamm (FA '23) * RB Keaton Mitchell (FA '23) RB Owen Wright (FA '23) *
2024	CB Nate Wiggins (1) T Roger Rosengarten (2) OLB Adisa Isaac (3) WR Devontez Walker (4a) CB T.J. Tampa Jr. (4b) * RB Rasheen Ali (5) QB Devin Leary (6) ^ C Nick Samac (7a) S Sanoussi Kane (7b)	ILB Chris Board (FA '24) WR/RS Deonte Harty (FA '24) * RB Derrick Henry (UFA Ten. '24) S Eddie Jackson (FA '24) G/T Josh Jones (UFA Hou. '24) CB Anthony Kendall (FA '24) ^ CB Desmond King II (FA '24) ^ WR Keith Kirkwood (FA '24) ^ LB William Kwenkeu (FA '24) ^ WR Anthony Miller (FA '24) ^ TE Zaire Mitchell-Paden (FA '24) ^ DL Adedayo Odeleye (IPPP) (FA '24) ^ DL Josh Tupou (FA '24) ^ LB Kristian Welch (FA '24) ^ DL Chris Wormley (FA '24) ^	WR Diontae Johnson (TR Car. '24)	S Beau Brade (FA '24) T Corey Bullock (FA '24) ^ G Darrian Dalcourt (FA '24) ^ TE Qadir Ismail (FA '24) Σ DL C.J. Ravenell (FA '24) ^ WR Dayton Wade (FA '24) ^

Key: *Injured Reserve, ^Practice Squad, RFA = Rookie Free Agent, RSFA = Restricted Free Agent, TR = Trade, UFA = Unrestricted Free Agent, δ = Reserve/NFI

GAME-BY-GAME STARTERS

DATE	OPPONENT	OFFENSE										
		WR	WR	LT	LG	C	RG	RT	TE	QB	RB	FB
9/5	at Kansas City	Zay Flowers	Rashod Bateman	Ronnie Stanley	Andrew Vorhees	Tyler Linderbaum	Daniel Faalele	Patrick Mekari	Mark Andrews/ Isaiah Likely	Lamar Jackson	Derrick Henry	--
9/15	Las Vegas	Nelson Agholor	--	Ronnie Stanley	Andrew Vorhees	Tyler Linderbaum	Daniel Faalele	Patrick Mekari	Charlie Kolar/ Isaiah Likely	Lamar Jackson	Derrick Henry	Patrick Ricard
9/22	at Dallas	Zay Flowers/ Nelson Agholor	Rashod Bateman	Ronnie Stanley	Andrew Vorhees	Tyler Linderbaum	Daniel Faalele	Patrick Mekari	Isaiah Likely	Lamar Jackson	Derrick Henry	--
9/29	Buffalo	Zay Flowers	Rashod Bateman	Ronnie Stanley	Patrick Mekari	Tyler Linderbaum	Daniel Faalele	Roger Rosengarten	Mark Andrews	Lamar Jackson	Derrick Henry	Patrick Ricard
10/6	at Cincinnati	Zay Flowers	--	Ronnie Stanley	Patrick Mekari	Tyler Linderbaum	Daniel Faalele	Roger Rosengarten	Isaiah Likely/ Charlie Kolar	Lamar Jackson	Derrick Henry	Patrick Ricard
10/13	Washington	Zay Flowers	Rashod Bateman	Ronnie Stanley	Patrick Mekari	Tyler Linderbaum	Daniel Faalele	Roger Rosengarten	Mark Andrews/ Isaiah Likely	Lamar Jackson	Derrick Henry	--
10/21	at Tampa Bay	Zay Flowers/ Nelson Agholor	Rashod Bateman	Ronnie Stanley	Patrick Mekari	Tyler Linderbaum	Daniel Faalele	Roger Rosengarten	Mark Andrews	Lamar Jackson	Derrick Henry	--
10/27	at Cleveland	Nelson Agholor	--	Ronnie Stanley	Patrick Mekari	Tyler Linderbaum	Daniel Faalele	Roger Rosengarten	Isaiah Likely/ Charlie Kolar	Lamar Jackson	Derrick Henry	Patrick Ricard
11/3	Denver	Zay Flowers	Rashod Bateman	Ronnie Stanley	Patrick Mekari	Tyler Linderbaum	Daniel Faalele	Roger Rosengarten	Mark Andrews	Lamar Jackson	Derrick Henry	Patrick Ricard
11/7	Cincinnati	Zay Flowers/ Nelson Agholor	Rashod Bateman	Ronnie Stanley	Patrick Mekari	Tyler Linderbaum	Daniel Faalele	Roger Rosengarten	Mark Andrews	Lamar Jackson	Derrick Henry	--
11/17	at Pittsburgh	Zay Flowers/ Diontae Johnson	Rashod Bateman	Ronnie Stanley	Patrick Mekari	Tyler Linderbaum	Daniel Faalele	Roger Rosengarten	Mark Andrews	Lamar Jackson	Derrick Henry	--
11/25		--	--	--	--	--	--	--	--	--	--	--
12/1		--	--	--	--	--	--	--	--	--	--	--
12/15		--	--	--	--	--	--	--	--	--	--	--
12/21		--	--	--	--	--	--	--	--	--	--	--
12/25		--	--	--	--	--	--	--	--	--	--	--
1/5		--	--	--	--	--	--	--	--	--	--	--

DATE	OPPONENT	DEFENSE											
		DT	NT	DE	OLB	MLB	WLB	OLB	CB	SS	FS	CB	DB
9/5	at Kansas City	Nnamdi Madubuike	--	Travis Jones	Kyle Van Noy	Roquan Smith	Trenton Simpson	Odafe Oweh	Marlon Humphrey	Kyle Hamilton	Marcus Williams	Brandon Stephens	Jalyn Armour-Davis
9/15	Las Vegas	Nnamdi Madubuike	--	Travis Jones	Kyle Van Noy	Roquan Smith	Trenton Simpson	Odafe Oweh	Marlon Humphrey	Kyle Hamilton	Marcus Williams	Brandon Stephens	Eddie Jackson
9/22	at Dallas	Nnamdi Madubuike	--	Travis Jones	Kyle Van Noy	Roquan Smith	Trenton Simpson	Odafe Oweh	Marlon Humphrey	Kyle Hamilton	Marcus Williams	Brandon Stephens	Nate Wiggins
9/29	Buffalo	Nnamdi Madubuike	--	Travis Jones	Kyle Van Noy	Roquan Smith	Trenton Simpson	Odafe Oweh	Marlon Humphrey	Kyle Hamilton	Marcus Williams	Brandon Stephens	Nate Wiggins
10/6	at Cincinnati	Nnamdi Madubuike	--	Travis Jones	Kyle Van Noy	Roquan Smith	Trenton Simpson	Odafe Oweh	Marlon Humphrey	Kyle Hamilton	Marcus Williams	Brandon Stephens	Eddie Jackson
10/13	Washington	Nnamdi Madubuike	--	Travis Jones	Kyle Van Noy	Roquan Smith	Trenton Simpson	Odafe Oweh	Marlon Humphrey	Kyle Hamilton	Marcus Williams	Brandon Stephens	Nate Wiggins
10/21	at Tampa Bay	Nnamdi Madubuike	--	Travis Jones	Kyle Van Noy	Roquan Smith	Trenton Simpson	Odafe Oweh	Marlon Humphrey	Kyle Hamilton	Marcus Williams	Brandon Stephens	Eddie Jackson
10/27	at Cleveland	Nnamdi Madubuike	Michael Pierce	--	Kyle Van Noy	Roquan Smith	Trenton Simpson	Odafe Oweh	Brandon Stephens	Kyle Hamilton	Eddie Jackson	Jalyn Armour-Davis	Ar'Darius Washington
11/3	Denver	Nnamdi Madubuike	--	Broderick Washington	Kyle Van Noy	Roquan Smith	Trenton Simpson	Odafe Oweh	Marlon Humphrey	Kyle Hamilton	Marcus Williams	Brandon Stephens	Ar'Darius Washington
11/7	Cincinnati	Nnamdi Madubuike	--	Travis Jones	Kyle Van Noy	Roquan Smith	Trenton Simpson	Odafe Oweh	Marlon Humphrey	Kyle Hamilton	Marcus Williams	Brandon Stephens	Ar'Darius Washington
11/17	at Pittsburgh	Nnamdi Madubuike/ Travis Jones	--	Broderick Washington	Tavius Robinson	Roquan Smith	Trenton Simpson	Malik Harrison	Marlon Humphrey	Kyle Hamilton	Ar'Darius Washington	Brandon Stephens	--
11/25		--	--	--	--	--	--	--	--	--	--	--	--
12/1		--	--	--	--	--	--	--	--	--	--	--	--
12/15		--	--	--	--	--	--	--	--	--	--	--	--
12/21		--	--	--	--	--	--	--	--	--	--	--	--
12/25		--	--	--	--	--	--	--	--	--	--	--	--
1/5		--	--	--	--	--	--	--	--	--	--	--	--

PARTICIPATION CHART

PLAYERS	AT KC	LV	AT DAL	BUF	AT CIN	WAS	AT TB	AT CLE	DEN	CIN	AT PIT	11/25	12/1	12/15	12/21	12/25	1/5	GP	GS	DNP	IN
Nelson Agholor	P	WR	WR	P	P	P	WR	WR	P	WR	P	-	-	-	-	-	-	11	5	0	0
Rasheen Ali	IR	IR	IR	IR	IRD	P	N	N	N	N	N	-	-	-	-	-	-	1	0	0	5
Mark Andrews	TE	P	P	TE	P	TE	TE	P	TE	TE	TE	-	-	-	-	-	-	11	7	0	0
Jalyn Armour-Davis	DB	P	P	IR	IR	IR	IR	CB	N	N	P	-	-	-	-	-	-	5	2	0	2
Malaesala Aumavae-Laulu	N	N	N	P	P	N	PS	PS	PS	PS	PS	-	-	-	-	-	-	2	0	0	4
Rashod Bateman	WR	P	WR	WR	P	WR	WR	P	WR	WR	WR	-	-	-	-	-	-	11	8	0	0
Chris Board	P	P	P	P	P	P	P	P	P	P	P	-	-	-	-	-	-	11	0	0	0
Beau Brade	N	N	N	N	N	N	P	N	P	P	P	-	-	-	-	-	-	5	0	0	6
Corey Bullock	PS	PS	PS	PS	PS	PS	PS	PS	PS	PS	PS	-	-	-	-	-	-	0	0	0	0
Ben Cleveland	P	P	P	P	P	P	P	P	P	P	P	-	-	-	-	-	-	11	0	0	0
Chris Collier	PS	PS	P	X	P	PS	P	P	P	NOT	NOT	-	-	-	-	-	-	5	0	1	0
Bump Cooper Jr.	PS	PS	PS	PS	PS	PS	PS	P	PS	PS	PS	-	-	-	-	-	-	1	0	0	0
Malik Cunningham	PS	PS	PS	PS	PS	PS	PS	PS	PS	PS	PS	-	-	-	-	-	-	0	0	0	0
Darrian Dalcourt	PS	PS	PS	PS	PS	PS	PS	PS	PS	PS	PS	-	-	-	-	-	-	0	0	0	0
Joe Evans	PS	PS	PS	NOT	NOT	NOT	NOT	NOT	NOT	NOT	NOT	-	-	-	-	-	-	0	0	0	0
Daniel Faalele	RG	RG	RG	RG	RG	RG	RG	RG	RG	RG	RG	-	-	-	-	-	-	11	11	0	0
Zay Flowers	WR	P	WR	WR	WR	WR	WR	P	WR	WR	WR	-	-	-	-	-	-	11	9	0	0
Kyle Hamilton	SS	SS	SS	SS	SS	SS	SS	SS	SS	SS	SS	-	-	-	-	-	-	11	11	0	0
Malik Hamm	IR	IR	IR	IR	IR	IR	IR	IR	IR	IR	IR	-	-	-	-	-	-	0	0	0	0
Malik Harrison	P	P	P	P	P	N	N	P	P	P	OLB	-	-	-	-	-	-	9	1	0	2
Deonte Harty	P	P	P	P	N	P	IR	IR	IR	IR	IR	-	-	-	-	-	-	5	0	0	1
Derrick Henry	RB	RB	RB	RB	RB	RB	RB	RB	RB	RB	RB	-	-	-	-	-	-	11	11	0	0
Justice Hill	P	P	P	P	P	P	P	P	P	P	P	-	-	-	-	-	-	11	0	0	0
Ka'dar Hollman	P	P	P	PS	PS	NOT	NOT	NOT	NOT	NOT	NOT	-	-	-	-	-	-	3	0	0	0
Marlon Humphrey	CB	CB	CB	CB	CB	CB	CB	N	CB	CB	CB	-	-	-	-	-	-	10	10	0	1
Tyler Huntley	PS	PS	NOT	NOT	NOT	NOT	NOT	NOT	NOT	NOT	NOT	-	-	-	-	-	-	0	0	0	0
Adisa Isaac	N	N	N	N	P	N	N	N	N	N	N	-	-	-	-	-	-	2	0	0	9
Qadir Ismail	PS	PS	PS	PS	PS	PS	PS/IR	PS/IR	PS/IR	PS/IR	PS/IR	-	-	-	-	-	-	0	0	0	0
Eddie Jackson	P	DB	P	P	DB	P	DB	FS	N	P	N	-	-	-	-	-	-	9	4	0	2
Lamar Jackson	QB	QB	QB	QB	QB	QB	QB	QB	QB	QB	QB	-	-	-	-	-	-	11	11	0	0
Deion Jennings	IR	IR	IR	IR	IR	IR	IR	IR	IR	IR	IR	-	-	-	-	-	-	0	0	0	0
Diontae Johnson	NOT	NOT	NOT	NOT	NOT	NOT	NOT	NOT	P	P	WR	-	-	-	-	-	-	3	1	0	0
Josh Johnson	X	X	X	P	X	X	P	X	P	X	X	-	-	-	-	-	-	3	0	8	0
Josh Jones	X	P	P	P	P	P	P	P	P	P	P	-	-	-	-	-	-	10	0	1	0
Travis Jones	DE	DE	DE	DE	DE	DE	DE	P	P	DE	DT	-	-	-	-	-	-	11	9	0	0
Sanoussi Kane	P	P	P	P	P	P	P	P	P	P	P	-	-	-	-	-	-	11	0	0	0
John Kelly	P	P	PS	PS	NOT	NOT	NOT	NOT	NOT	NOT	NOT	-	-	-	-	-	-	2	0	0	0
Anthony Kendall	NOT	NOT	NOT	NOT	NOT	NOT	PS	PS	PS	PS	PS	-	-	-	-	-	-	0	0	0	0
Keith Kirkwood	PS	PS	PS	PS	PS	PS	PS	PS	PS	PS	PS	-	-	-	-	-	-	0	0	0	0
Charlie Kolar	P	TE	P	P	TE	P	P	TE	P	P	P	-	-	-	-	-	-	11	3	0	0
William Kwenkeu	NOT	NOT	NOT	NOT	PS	PS	PS	PS	PS	PS	PS	-	-	-	-	-	-	0	0	0	0
Devin Leary	PS	PS	PS	PS	PS	PS	PS	PS	PS	PS	PS	-	-	-	-	-	-	0	0	0	0
Isaiah Likely	TE	TE	TE	P	TE	TE	P	TE	P	N	P	-	-	-	-	-	-	10	6	0	1
Tyler Linderbaum	C	C	C	C	C	C	C	C	C	C	C	-	-	-	-	-	-	11	11	0	0
Nnamdi Madubuike	DT	DT	DT	DT	DT	DT	DT	DT	DT	DT	DT	-	-	-	-	-	-	11	11	0	0
Christian Matthew	IR	IR	IR	IR	IR	IR	IR	IR	IR	IR	IR	-	-	-	-	-	-	0	0	0	0
Arthur Maulet	IRD	IRD	IRD	IRD	IRD	IRD	Active	P	P	P	N	-	-	-	-	-	-	3	0	0	1
Patrick Mekari	RT	RT	RT	LG	LG	LG	LG	LG	LG	LG	LG	-	-	-	-	-	-	11	11	0	0
Anthony Miller	PS	PS	PS	PS	PS	PS	PS	PS	PS	PS	PS	-	-	-	-	-	-	0	0	0	0
Zaire Mitchell-Paden	NOT	NOT	PS	PS	PS	PS	PS	PS	PS	PS	PS	-	-	-	-	-	-	0	0	0	0
Keaton Mitchell	R/PUP	R/PUP	R/PUP	R/PUP	R/PUP	R/PUP	R/PUP	R/PUP	R/PUP	R/PUP	P	-	-	-	-	-	-	2	0	0	0
Nick Moore	P	P	P	P	P	P	P	P	P	P	P	-	-	-	-	-	-	11	0	0	0
Trayvon Mullen	IR	IR	IR	IR	IR	IR	IR	IR	IR	IR	IR	-	-	-	-	-	-	0	0	0	0
Yannick Ngakoue	NOT	NOT	NOT	PS	P	P	P	P	P	NOT	NOT	-	-	-	-	-	-	5	0	0	0
Adedayo Odeleye (IPPP)	PS	PS	PS	PS	PS	PS	PS	PS	PS	PS	PS	-	-	-	-	-	-	0	0	0	0
David Ojabo	P	P	P	P	P	P	P	N	N	P	N	-	-	-	-	-	-	8	0	0	3
Odafu Oweh	OLB	OLB	OLB	OLB	OLB	OLB	OLB	OLB	OLB	OLB	P	-	-	-	-	-	-	11	10	0	0
Michael Pierce	P	P	P	N	P	P	P	NT	IR	IR	IR	-	-	-	-	-	-	7	1	0	1
C.J. Ravenell	PS	PS	PS	PS	PS	PS	PS	PS	PS	PS	PS	-	-	-	-	-	-	0	0	0	0
Patrick Ricard	P	FB	P	FB	FB	P	P	FB	FB	P	P	-	-	-	-	-	-	11	5	0	0
Tavius Robinson	P	P	P	P	P	P	P	P	P	P	OLB	-	-	-	-	-	-	11	1	0	0
Roger Rosengarten	P	P	P	RT	RT	RT	RT	RT	RT	RT	RT	-	-	-	-	-	-	11	8	0	0
Josh Ross	P	P	P	P	P	P	P	NOT	NOT	NOT	NOT	-	-	-	-	-	-	7	0	0	0
Nick Samac	N	N	N	N	N	N	N	N	N	N	N	-	-	-	-	-	-	0	0	0	11
Trenton Simpson	WLB	WLB	WLB	WLB	WLB	WLB	WLB	WLB	WLB	WLB	WLB	-	-	-	-	-	-	11	11	0	0
Roquan Smith	MLB	MLB	MLB	MLB	MLB	MLB	MLB	MLB	MLB	MLB	MLB	-	-	-	-	-	-	11	11	0	0
Ronnie Stanley	LT	LT	LT	LT	LT	LT	LT	LT	LT	LT	LT	-	-	-	-	-	-	11	11	0	0
Brandon Stephens	CB	CB	CB	CB	CB	CB	CB	CB	CB	CB	CB	-	-	-	-	-	-	11	11	0	0
Jordan Stout	P	P	P	P	P	P	P	P	P	P	P	-	-	-	-	-	-	11	0	0	0
T.J. Tampa Jr.	N	N	N	P	P	P	P	IR	IR	IR	IR	-	-	-	-	-	-	4	0	0	3
Justin Tucker	P	P	P	P	P	P	P	P	P	P	P	-	-	-	-	-	-	11	0	0	0
Josh Tupou	NOT	NOT	NOT	NOT	NOT	NOT	NOT	NOT	P	P	PS	-	-	-	-	-	-	2	0	0	0
Brent Urban	N	P	N	P	P	P	P	P	N	N	P	-	-	-	-	-	-	7	0	0	4
Kyle Van Noy	OLB	OLB	OLB	OLB	OLB	OLB	OLB	OLB	OLB	OLB	P	-	-	-	-	-	-	11	10	0	0
Andrew Vorhees	LG	LG	LG	N	N	P	P	P	P	P	P	-	-	-	-	-	-	9	3	0	2
Dayton Wade	PS	PS	PS	PS	PS	PS	PS	PS	PS	PS	PS	-	-	-	-	-	-	0	0	0	0
Devontez Walker	N	N	N	N	N	N	N	P	P	P	N	-	-	-	-	-	-	4	0	0	7
Tylan Wallace	P	P	P	P	P	P	P	P	P	P	P	-	-	-	-	-	-	11	0	0	0
Ar'Darius Washington	P	P	P	P	P	P	P	DB	DB	DB	FS	-	-	-	-	-	-	11	4	0	0
Broderick Washington	P	P	P	P	P	N	N	P	DE	P	DE	-	-	-	-	-	-	9	2	0	2
Isaiah Washington	IR	NOT	NOT	NOT	NOT	NOT	NOT	NOT	NOT	NOT	NOT	-	-	-	-	-	-	0	0	0	0
Kristian Welch	NOT	NOT	NOT	NOT	NOT	NOT	P	PS	PS	P	P	-	-	-	-	-	-	3	0	0	0
Tre Davious White	NOT	NOT	NOT	NOT	NOT	NOT	NOT	NOT	NOT	N	P	-	-	-	-	-	-	1	0	0	1
Nate Wiggins	P	N	DB	DB	P	DB	P	N	P	P	P	-	-	-	-	-	-	9	3	0	2
Damarion Williams	NOT	NOT	NOT	NOT	NOT	PS	NOT	NOT	NOT	NOT	NOT	-	-	-	-	-	-	0	0	0	0
Marcus Williams	FS	FS	FS	FS	FS	FS	FS	X	FS	FS	P	-	-	-	-	-	-	10	9	1	0
Chris Wormley	NOT	NOT	PS	PS	PS	PS	PS	PS	P	PS	PS	-	-	-	-	-	-	1	0	0	0
Owen Wright	IR	IR	IR	IR	IR	IR	IR	IR	IR	IR	IR	-	-	-	-	-	-	0	0	0	0

LEGEND:
 Bold=Starters, P=Player was a substitution, N=On Inactive List, X=Did Not Play (Non-injury), NOT=Not on Roster, PS=Practice Squad, IR=Injured Reserve, IRD=Injured Reserve - Designated For Return, R/PUP=Reserved/PUP, PSIR=Practice Squad/Injured Reserve

TEAM STATISTICS

WON 7, LOST 4				HEAD COACH: JOHN HARBAUGH
09/05	L	20-27	at Kansas City	73,611
09/15	L	23-26	Las Vegas	70,762
09/22	W	28-25	at Dallas	93,566
09/29	W	35-10	Buffalo	70,636
10/06	W	41-38 (OT)	at Cincinnati	66,341
10/13	W	30-23	Washington	71,316
10/21	W	41-31	at Tampa Bay	64,828
10/27	L	24-29	at Cleveland	67,431
11/03	W	41-10	Denver	71,051
11/07	W	35-34	Cincinnati	71,118
11/17	L	16-18	at Pittsburgh	67,551

TEAM STATISTICS	BAL	OPP.
FIRST DOWNS	255	233
Rushing	95	43
Passing	137	163
Penalty	23	27
Third Down-Made/Att	54/117	67/151
Third Down Efficiency	46.2%	44.4%
Fourth Down-Made/Att	4/7	6/15
Fourth Down Efficiency	57.1%	40.0%
TOTAL NET YARDS	4,731	3,982
Avg. Per Game	430.1	362.0
Total Plays	675	719
Avg. Per Play	7.0	5.5
NET YARDS RUSHING	1,950	852
Avg. Per Game	177.3	77.5
Total Rushes	338	250
Avg. Per Rush	5.8	3.4
NET YARDS PASSING	2,781	3,130
Avg. Per Game	252.8	284.5
Sacked/Yards Lost	15/96	35/221
Gross Yards	2,877	3,351
Attempts/Completions	322/216	434/284
Pct. of Completion	67.1%	65.4%
Had Intercepted	3	7
PUNTS/AVERAGE	35/47.3	38/48.3
Net Punting Average	42.3	42.6
PUNT RETURN/AVG.	12/11.3	16/7.2
KICKOFF RETURN/AVG.	24/24.9	16/26.6
INTERCEPTION RETURN/AVG.	7/0.1	3/12.7
PENALTIES/YARDS	92/763	63/500
FUMBLES/BALL LOST	12/6	10/4
TOUCHDOWNS	41	29
Rushing	15	7
Passing	25	22
Returns	1	0
EXTRA POINTS/ATTEMPTS	38/39	22/22
TWO POINT CONVERSION/ATT.	1/2	2/7
FIELD GOALS/ATTEMPTS	16/22	23/27
AVG. TIME OF POSSESSION	30:17	29:43

* SCORE BY PERIODS	Q1	Q2	Q3	Q4	OT	PTS
TEAM	48	109	86	88	3	334
OPPONENTS	39	65	58	109	0	271

SCORING	TD	RU	PA	RT	K-PAT	FG	2PT	S	PTS
D. Henry	15	13	2	0	0/0	0/0	0	0	90
J. Tucker	0	0	0	0	38/39	16/22	0	0	86
M. Andrews	5	0	5	0	0/0	0/0	0	0	30
R. Bateman	4	0	4	0	0/0	0/0	0	0	24
Z. Flowers	4	0	4	0	0/0	0/0	0	0	24
I. Likely	3	0	3	0	0/0	0/0	0	0	18
L. Jackson	2	2	0	0	0/0	0/0	1	0	14
N. Agholor	2	0	2	0	0/0	0/0	0	0	12
J. Hill	2	0	2	0	0/0	0/0	0	0	12
P. Ricard	2	0	1	1	0/0	0/0	0	0	12
C. Kolar	1	0	1	0	0/0	0/0	0	0	6
T. Wallace	1	0	1	0	0/0	0/0	0	0	6
TEAM	41	15	25	1	38/39	16/22	1	0	334
OPPONENTS	29	7	22	0	22/22	23/27	2	1	271

SACKS: O. Oweh 7.0, K. Van Noy 7.0, N. Madubuike 5.0, T. Robinson 3.5, K. Hamilton 2.0, Y. Ngakoue 1.5, T. Simpson 1.5, A. Washington 1.0, M. Harrison 1.0, B. Washington 1.0, T. Jones 1.0, D. Ojabo 1.0, M. Pierce 1.0, B. Stephens 0.5, (group) 1.0, **TM** 35.0, **OPP** 15.0

* PASSING	ATT	CMP	YDS	CMP%	YDS/ATT	TD	TD%	INT	INT%	LONG	SACK/LOST	RATING
L. Jackson	321	215	2,876	67.0	9.0	25	7.8	3	0.9	84t	15/96	117.3
J. Johnson	1	1	1	100.0	1.0	0	0.0	0	0.0	1	0/0	79.2
TEAM	322	216	2,877	67.1	8.9	25	7.8	3	0.9	84t	15.0/96	117.2
OPPONENTS	434	284	3,351	65.4	7.7	22	5.1	7	1.6	70t	35.0/221	99.0

* RUSHING	NO.	YDS	AVG	LONG	TD
D. Henry	197	1,185	6.0	87t	13
L. Jackson	95	584	6.1	33	2
J. Hill	36	130	3.6	17	0
Z. Flowers	6	47	7.8	19	0
J. Johnson	3	2	0.7	2	0
C. Kolar	1	2	2.0	2	0
TEAM	338	1,950	5.8	87t	15
OPPONENTS	250	852	3.4	21t	7

* RECEIVING	TAR	NO.	YDS	AVG	LONG	TD
Z. Flowers	79	52	727	14.0	53t	4
R. Bateman	52	33	531	16.1	59	4
M. Andrews	39	32	379	11.8	38	5
J. Hill	37	31	300	9.7	24	2
I. Likely	39	28	346	12.4	49t	3
N. Agholor	26	13	205	15.8	56	2
D. Henry	12	10	96	9.6	27	2
C. Kolar	10	8	125	15.6	55	1
T. Wallace	6	6	154	25.7	84t	1
P. Ricard	4	2	8	4.0	5	1
D. Johnson	4	1	6	6.0	6	0
TEAM	308	216	2,877	13.3	84t	25
OPPONENTS	417	284	3,351	11.8	70t	22

* INTERCEPTIONS	NO.	YDS	AVG	LONG	TD
M. Humphrey	5	0	0.0	0	0
A. Washington	1	1	1.0	1	0
R. Smith	1	0	0.0	0	0
B. Stephens	1	0	0.0	0	0
TEAM	8	1	0.1	1	0
OPPONENTS	4	38	9.5	38	0

* OFFENSIVE FUMBLES	FUM	LST	REC	TD
L. Jackson	6	4	4	0
D. Henry	3	1	0	0
I. Likely	1	1	0	0
T. Linderbaum	2	0	0	0
P. Mekari	0	0	1	0
P. Ricard	0	0	1	1
TEAM	12	6	6	1
OPPONENTS	10	4	3	0

* PUNTING	NO.	YDS	AVG	NET	TB	IN	LG	B
J. Stout	35	1,656	47.3	42.3	3	14	70	0
TEAM	35	1,656	47.3	42.3	3	14	70	0
OPPONENTS	38	1,835	48.3	42.6	4	17	71	0

* PUNT RETURNS	RET	FC	YDS	AVG	LONG	TD
D. Harty	8	4	85	10.6	16	0
T. Wallace	4	9	51	12.8	21	0
TEAM	12	13	136	11.3	21	0
OPPONENTS	16	8	115	7.2	18	0

* KICKOFF RETURNS	NO.	YDS	AVG	LONG	TD
C. Collier	10	221	22.1	35	0
J. Hill	4	124	31.0	37	0
K. Mitchell	4	109	27.3	30	0
D. Harty	4	98	24.5	31	0
J. Kelly	2	46	23.0	24	0
TEAM	24	598	24.9	37	0
OPPONENTS	16	426	26.6	38	0

* FIELD GOALS	1-19	20-29	30-39	40-49	50+
J. Tucker	0/0	3/3	6/6	4/6	3/7
TEAM	0/0	3/3	6/6	4/6	3/7
OPPONENTS	0/0	4/4	7/7	3/4	9/12

J. Tucker: (53WL, 25G, 32G) (48G, 42G, 56WL, 32G) (46WL) (-) (56G, 24G) (45G, 32G, 39G) (28G, 52G) (49G, 50WL) (33G, 37G) (-) (47WL, 50WL, 54G)
OPP: (32G, 31G) (53G, 51G, 25G, 38G) (65G, 51G) (50G, 48WL) (53WL) (42G, 52B, 55G, 49G) (23G, 55RU) (28G, 33G, 48G) (37G) (32G, 52G, 32G, 57G, 27G, 50G)

2-Pt Conv: L. Jackson 1, **TM** 1-2, **OPP** 2-7

DEFENSIVE & SPECIAL TEAMS STATISTICS

2024 REGULAR SEASON BALTIMORE RAVENS DEFENSIVE STATS (THROUGH WEEK 11)

PLAYER	TOTAL	TKL.	ASST	SACKS/YDS.	TFL	QBH	FR	FF	INT./YDS.	PD
Roquan Smith	110	61	49	0.0/0.0	3	1	1	1	1/0	3
Kyle Hamilton	81	59	22	2.0/19.0	3	5	1	1	0/0	7
Trenton Simpson	63	34	29	1.5/13.0	5	5	1	0	0/0	4
Brandon Stephens	52	43	9	0.5/0.0	1	1	0	0	0/0	7
Marlon Humphrey	42	36	6	0.0/0.0	3	2	0	1	5/0	11
Ar'Darius Washington	34	24	10	1.0/7.0	3	2	0	0	1/1	6
Marcus Williams	33	26	7	0.0/0.0	1	0	1	0	0/0	2
Eddie Jackson	30	18	12	0.0/0.0	1	1	0	0	0/0	1
Odafe Oweh	30	19	11	7.0/53.0	6	18	0	1	0/0	0
Nnamdi Madubuike	26	15	11	5.0/15.0	7	11	0	1	0/0	0
Kyle Van Noy	24	16	8	7.0/47.0	9	14	0	1	0/0	2
Travis Jones	23	15	8	1.0/11.0	3	3	0	0	0/0	0
Malik Harrison	21	9	12	1.0/6.0	1	0	0	0	0/0	0
Tavius Robinson	19	8	11	3.5/16.5	3	12	0	0	0/0	1
Michael Pierce	15	5	10	1.0/6.0	0	3	0	0	0/0	1
Nate Wiggins	15	9	6	0.0/0.0	0	0	0	1	0/0	8
Brent Urban	14	7	7	0.0/0.0	0	0	0	0	0/0	1
Broderick Washington	14	5	9	1.0/10.0	1	1	0	0	0/0	2
Jalyn Armour-Davis	6	4	2	0.0/0.0	0	0	0	0	0/0	0
Arthur Maulet	5	4	1	0.0/0.0	0	0	0	0	0/0	0
Yannick Ngakoue	5	1	4	1.5/3.5	1	4	0	0	0/0	0
David Ojabo	5	3	2	1.0/10.0	1	4	0	0	0/0	0
Chris Wormley	4	1	3	0.0/0.0	0	0	0	0	0/0	0
Adisa Isaac	3	1	2	0.0/0.0	1	0	0	0	0/0	1
Josh Tupou	2	2	0	0.0/0.0	0	0	0	0	0/0	0
Sanoussi Kane	1	0	1	0.0/0.0	0	0	0	0	0/0	0
T.J. Tampa Jr.	1	0	1	0.0/0.0	0	0	0	0	0/0	0
Tre'Davious White (group)	0	0	0	0.0/0.0	0	0	0	0	0/0	2
	--	--	--	1.0/4.0	--	--	--	--	--/--	--
TOTALS	678	425	253	35.0/221.0	53	87	4	7	7/1	59
OPP. TOTALS	663	406	257	15.0/96.0	46	35	6	6	3/38	36

ASST=Assist, TFL=Tackle for a Loss, Int.=Interception, FR=Fumble Recovery, FF=Forced Fumble, PD=Pass Defense

2024 RAVENS SPECIAL TEAMS			
PLAYER	TTL.	SOLO	ASST.
Chris Board	8	6	2
Sanoussi Kane	6	3	3
Josh Ross	5	3	2
Charlie Kolar	4	2	2
Malik Harrison	3	2	1
Kristian Welch	3	1	2
Tylan Wallace	2	1	1
Ar'Darius Washington	2	2	0
Jalyn Armour-Davis	1	1	0
Beau Brade	1	0	1
Ka'dar Hollman	1	0	1
Isaiah Likely	1	1	0
Trenton Simpson	1	0	1
Devontez Walker	1	1	0
Nate Wiggins	1	1	0
TOTALS	40	24	16

DEFENSIVE STATS BY RANK													
SACKS			INTERCEPTIONS			TACKLES FOR LOSS			PASSES DEFENSED			QBH	
PLAYER	NO.	PLAYER	NO.	PLAYER	NO.	PLAYER	NO.	PLAYER	NO.	PLAYER	NO.		
Odafe Oweh	7.0	Marlon Humphrey	5	Kyle Van Noy	9	Marlon Humphrey	11	Odafe Oweh	18				
Kyle Van Noy	7.0	Roquan Smith	1	Nnamdi Madubuike	7	Nate Wiggins	8	Kyle Van Noy	14				
Nnamdi Madubuike	5.0	Ar'Darius Washington	1	Odafe Oweh	6	Kyle Hamilton	7	Tavius Robinson	12				
Tavius Robinson	3.5			Trenton Simpson	5	Brandon Stephens	7	Nnamdi Madubuike	11				
Kyle Hamilton	2.0			Kyle Hamilton	3	Ar'Darius Washington	6	Kyle Hamilton	5				
Yannick Ngakoue	1.5			Marlon Humphrey	3	Trenton Simpson	4	Trenton Simpson	5				
Trenton Simpson	1.5			Travis Jones	3	Roquan Smith	3	Yannick Ngakoue	4				
Malik Harrison	1.0			Tavius Robinson	3	Kyle Van Noy	2	David Ojabo	4				
Travis Jones	1.0			Roquan Smith	3	Broderick Washington	2	Travis Jones	3				
David Ojabo	1.0			Ar'Darius Washington	3	Tre'Davious White	2	Michael Pierce	3				
Michael Pierce	1.0			Malik Harrison	1	Marcus Williams	2	Marlon Humphrey	2				
Ar'Darius Washington	1.0			Adisa Isaac	1	Adisa Isaac	1	Ar'Darius Washington	2				
Broderick Washington	1.0			Eddie Jackson	1	Eddie Jackson	1	Eddie Jackson	1				
Brandon Stephens	0.5			Yannick Ngakoue	1	Michael Pierce	1	Roquan Smith	1				
				David Ojabo	1	Tavius Robinson	1	Brandon Stephens	1				
				Brandon Stephens	1	Brent Urban	1	Broderick Washington	1				
				Broderick Washington	1								
				Marcus Williams	1								

FORCED FUMBLES		FUMBLE RECOVERIES	
PLAYER	NO.	PLAYER	NO.
Kyle Hamilton	1	Kyle Hamilton	1
Marlon Humphrey	1	Trenton Simpson	1
Nnamdi Madubuike	1	Roquan Smith	1
Odafe Oweh	1	Marcus Williams	1
Roquan Smith	1		
Kyle Van Noy	1		
Nate Wiggins	1		

WEEK-BY-WEEK LEADERS

2024 REGULAR SEASON BALTIMORE RAVENS WEEK-BY-WEEK LEADERS (THROUGH WEEK 11)

DATE	OPPONENT	SCORING		PASSING YARDS		RUSHING YARDS		RECEPTIONS		RECEIVING YARDS		TACKLES		CARRIES		SACKS		INTERCEPTIONS		FORCED FUMBLES		RECOVERED FUMBLES	
		PLAYER	NO.	PLAYER	NO.	PLAYER	NO.	PLAYER	NO.	PLAYER	NO.	PLAYER	NO.	PLAYER	NO.	PLAYER	NO.	PLAYER	NO.	PLAYER	NO.	PLAYER	NO.
09/05	at Chiefs	Tucker	8	Jackson	273	Jackson	122	Likely	9	Likely	111	Smith	7	Jackson	16	Ojabo	1.0	Smith	1	--	--	--	--
09/15	Raiders	Tucker	11	Jackson	247	Henry	84	Flowers	7	Flowers	91	Smith	11	Henry	18	Oweh	2.5	Humphrey	1	Oweh	1	--	--
09/22	at Cowboys	Henry	12	Jackson	182	Henry	151	Flowers Bateman	3	Agholor	56	Hamilton	12	Henry	25	Van Noy	2.0	--	--	Wiggins	1	Williams	1
09/29	Bills	Henry	12	Jackson	156	Henry	199	Hill	6	Hill	78	Hamilton	7	Henry	24	Van Noy	2.0	--	--	Van Noy	1	Hamilton	1
10/06	at Bengals	Likely	12	Jackson	348	Henry	92	Flowers	7	Flowers	111	Smith	14	Henry	15	Hamilton Madubuike Robinson	1.0	Humphrey	1	--	--	--	--
10/13	Commanders	Henry Tucker	12	Jackson	323	Henry	132	Flowers	9	Flowers	132	Humphrey	9	Henry	24	Jones Ngakoue	1.0	--	--	--	--	--	--
10/21	at Buccaneers	Andrews	12	Jackson	281	Henry	169	Bateman Andrews	4	Bateman	121	Smith	18	Henry	15	Washington Oweh Van Noy	1.0	Humphrey	2	Smith	1	--	--
10/27	at Browns	Henry Andrews Agholor Tucker	6	Jackson	289	Henry	73	Flowers	7	Flowers	115	Hamilton Jackson	10	Henry	11	Hamilton	1.0	--	--	Hamilton	1	Simpson	1
11/03	Broncos	Henry Flowers	12	Jackson	280	Henry	106	Flowers	5	Flowers	127	Hamilton	10	Henry	23	Robinson	2.0	Washington	1	--	--	--	--
11/07	Bengals	Henry Andrews Bateman Wallace Agholor	6	Jackson	290	Henry	68	Bateman Andrews	6	Wallace	115	Smith	12	Henry	16	Madubuike	3.0	--	--	Humphrey Madubuike	1	Smith	1
11/17	at Steelers	Henry Flowers	6	Jackson	207	Henry	65	Hill Likely	4	Likely	75	Smith	13	Henry	13	Oweh	2.5	Humphrey	1	--	--	--	--
11/25	at Chargers	--	--	--	--	--	--	--	--	--	--	--	--	--	--	--	--	--	--	--	--	--	--
12/01	Eagles	--	--	--	--	--	--	--	--	--	--	--	--	--	--	--	--	--	--	--	--	--	--
12/15	at Giants	--	--	--	--	--	--	--	--	--	--	--	--	--	--	--	--	--	--	--	--	--	--
12/21	Steelers	--	--	--	--	--	--	--	--	--	--	--	--	--	--	--	--	--	--	--	--	--	--
12/25	at Texans	--	--	--	--	--	--	--	--	--	--	--	--	--	--	--	--	--	--	--	--	--	--
01/05	Browns	--	--	--	--	--	--	--	--	--	--	--	--	--	--	--	--	--	--	--	--	--	--
MOST TIMES LED (INCLUDING TIES)		HENRY	7	JACKSON	11	HENRY	10	FLOWERS	6	FLOWERS	5	SMITH	6	HENRY	10	OWEH VAN NOY	3	HUMPHREY	4	OWEH WIGGINS VAN NOY SMITH HAMILTON HUMPHREY MADUBUIKE	1	WILLIAMS HAMILTON SIMPSON SMITH	1

OPPONENTS

DATE	OPPONENT	SCORING		PASSING YARDS		RUSHING YARDS		RECEPTIONS		RECEIVING YARDS		TACKLES		CARRIES		SACKS		INTERCEPTIONS		FORCED FUMBLES		RECOVERED FUMBLES	
		PLAYER	NO.	PLAYER	NO.	PLAYER	NO.	PLAYER	NO.	PLAYER	NO.	PLAYER	NO.	PLAYER	NO.	PLAYER	NO.	PLAYER	NO.	PLAYER	NO.	PLAYER	NO.
09/05	at Chiefs	Worthy	12	Mahomes	291	Pacheco	45	Rice	7	Rice	103	Watson	11	Pacheco	15	Jones	1.0	--	--	Jones	1	Anudike- Uzomah	1
09/15	Raiders	Carlson	14	Minshew II	276	White	24	Adams Bowers	9	Adams	110	Spillane	11	White	9	Crosby	2.0	Spillane	1	--	--	--	--
09/22	at Cowboys	Aubrey	7	Prescott	379	Dowdle	32	Ferguson	6	Ferguson	95	Kendricks	12	Dowdle	8	--	--	--	--	--	--	--	--
09/29	Bills	Johnson	6	Allen	180	Cook	39	Kincaid	5	Shakir	62	Williams	12	Cook	9	Spector	1.0	--	--	Williams Douglas	1	Spector	1
10/06	at Bengals	Higgins Chase	12	Burrow	392	Brown	46	Chase	10	Chase	193	Hubbard Pratt Wilson	9	Brown	12	Hubbard	1.0	--	--	--	--	Pratt	1
10/13	Commanders	McLaurin	12	Daniels	269	Daniels	22	McLaurin	6	Ertz	68	Wagner	12	Ekeler	9	Fowler	2.0	Sainristil	1	--	--	--	--
10/21	at Buccaneers	White	12	Mayfield	370	White	40	Otton	8	Otton	100	Winfield Jr.	10	White	10	Winfield Jr. Diaby	1.0	--	--	--	--	McCollum	1
10/27	at Browns	Tillman	12	Winston	334	Chubb	52	Moore	8	Tillman	99	Delpit Diabate	8	Chubb	16	Owusu- Koramoah Smith Okoronkwo	1.0	--	--	--	--	--	--
11/03	Broncos	Nix	6	Nix	223	Williams	42	Sutton	7	Sutton	122	Key	9	Williams	12	Franklin-Myers	1.0	--	--	Alexander	1	--	--
11/07	Bengals	Chase	18	Burrow	428	Brown	42	Chase	11	Chase	264	Pratt Wilson	8	Brown	13	--	--	--	--	--	--	--	--
11/17	at Steelers	Boswell	18	Wilson	205	Harris	63	Pickens	8	Pickens	89	Queen	10	Harris	18	Watt Lowry	1.0	Wilson	1	Queen Herbig	1	Queen Elliott	1
11/25	at Chargers	--	--	--	--	--	--	--	--	--	--	--	--	--	--	--	--	--	--	--	--	--	--
12/01	Eagles	--	--	--	--	--	--	--	--	--	--	--	--	--	--	--	--	--	--	--	--	--	--
12/15	at Giants	--	--	--	--	--	--	--	--	--	--	--	--	--	--	--	--	--	--	--	--	--	--
12/21	Steelers	--	--	--	--	--	--	--	--	--	--	--	--	--	--	--	--	--	--	--	--	--	--
12/25	at Texans	--	--	--	--	--	--	--	--	--	--	--	--	--	--	--	--	--	--	--	--	--	--
01/05	Browns	--	--	--	--	--	--	--	--	--	--	--	--	--	--	--	--	--	--	--	--	--	--

GAME-BY-GAME OFFENSE

2024 REGULAR SEASON RAVENS GAME-BY-GAME OFFENSE

	09/05 @ KC	09/15 LV	09/22 @ DAL	09/29 BUF	10/06 @ CIN	10/13 WAS	10/21 @ TB	10/27 @ CLE	11/03 DEN	11/07 CIN	11/17 @ PIT	11/25 @ LAC	12/01 PHI	12/15 @ NYG	12/21 PIT	12/25 @ HOU	01/05 CLE	Totals
FIRST DOWNS																		
Total	25	21	24	22	30	28	22	22	25	20	16							255
Rushing	13	5	16	11	11	9	7	5	8	5	5							95
Passing	11	14	8	9	18	16	12	14	12	14	9							137
Penalty	1	2	0	2	1	3	3	3	5	1	2							23
THIRD DOWNS																		
Attempts	14	11	9	9	15	10	8	10	8	12	11							117
Converted	7	3	4	5	10	6	3	2	3	7	4							54
Percentage	50.0%	27.3%	44.4%	55.6%	66.7%	60.0%	37.5%	20.0%	37.5%	58.3%	36.4%							46.2%
FOURTH DOWNS																		
Attempts	2	1	0	0	1	0	1	2	0	0	0							7
Converted	1	1	0	0	1	0	1	0	0	0	0							4
Percentage	50.0%	100.0%	0	0	100.0%	0	100.0%	0.0%	0	0	0							57.1%
TOT. OFFENSE																		
Net Yards	452	383	456	427	520	484	508	387	396	389	329							4,731
Plays	74	63	60	54	77	65	54	62	54	58	54							675
Avg./Play	6.1	6.1	7.6	7.9	6.8	7.4	9.4	6.2	7.3	6.7	6.1							7.0
RUSHING																		
Net Yards	185	151	274	271	175	176	244	124	127	99	124							1,950
Rush. Att.	32	27	45	34	34	37	30	21	34	25	19							338
Avg./Att.	5.8	5.6	6.1	8.0	5.1	4.8	8.1	5.9	3.7	4.0	6.5							5.8
PASSING																		
Net Yards	267	232	182	156	345	308	264	263	269	290	205							2,781
Attempts	41	34	15	19	42	26	22	38	19	33	33							322
Completions	26	21	12	14	26	20	17	23	16	25	16							216
Completion Pct	63.4%	61.8%	80.0%	73.7%	61.9%	76.9%	77.3%	60.5%	84.2%	75.8%	48.5%							67.1%
Avg. Gain Per Pass Play	6.4	6.4	12.1	7.8	8.0	11.0	11.0	6.4	13.5	8.8	5.9							8.3
Intercepted	0	1	0	0	0	1	0	0	0	0	1							3
Gross Yards	273	247	182	157	348	323	281	289	280	290	207							2,877
Sacked	1.0	2.0	0.0	1.0	1.0	2.0	2.0	3.0	1.0	0.0	2.0							15.0
Yards Lost	6	15	0	1	3	15	17	26	11	0	2							96
PENALTIES																		
Number	7	11	13	8	5	3	9	7	6	11	12							92
Yards	64	109	105	79	21	33	85	53	53	81	80							763
FUMBLES																		
Number	1	0	0	2	2	1	2	0	2	0	2							12
Lost	1	0	0	1	1	0	1	0	0	0	2							6
PUNTING																		
Yards	75	173	171	177	168	50	87	209	98	231	217							1,656
Punts	2	4	4	4	3	1	2	4	2	5	4							35
Net Avg.	37.5	39.3	42.8	42.8	45.0	40.0	30.0	43.3	40.0	47.0	46.0							42.3
Gross Avg.	37.5	43.3	42.8	44.3	56.0	50.0	43.5	52.3	49.0	46.2	54.3							47.3
Touchbacks	0	0	0	0	1	0	1	0	0	0	1							3
Punts Blocked	0	0	0	0	0	0	0	0	0	0	0							0
Punt Returns	1	1	2	3	1	1	0	1	1	0	1							12
Punt Return Yards	3	15	29	34	11	4	0	10	21	0	9							136
Punt Return Avg.	3.0	15.0	14.5	11.3	11.0	4.0	0	10.0	21.0	0	9.0							11.3
Inside 20	2	0	3	3	1	0	0	1	1	2	1							14
Fair Catches	0	1	2	1	2	0	1	2	1	3	0							13
SCORING																		
Points	20	23	28	35	41	30	41	24	41	35	16							334
Q1	7	3	14	7	7	3	0	0	7	0	0							48
Q2	3	6	7	14	7	14	17	10	17	7	7							109
Q3	0	7	7	7	7	10	17	7	14	7	3							86
Q4	10	7	0	7	17	3	7	7	3	21	6							88
OT	0	0	0	0	3	0	0	0	0	0	0							3
TD Rushing	1	1	3	2	1	2	0	1	2	1	1							15
TD Passing	1	1	1	2	4	1	5	2	3	4	1							25
TD KO Returns	0	0	0	0	0	0	0	0	0	0	0							0
TD Punt Returns	0	0	0	0	0	0	0	0	0	0	0							0
TD Sp. Teams	0	0	0	0	0	0	0	0	0	0	0							0
TD Def. Returns	0	0	0	0	0	0	0	0	0	0	0							0
Total TDs	2	2	4	5	5	3	5	3	5	5	2							41
PAT Attempts	2	2	4	5	5	3	5	3	5	5	2							41
PAT Made	2	2	4	5	5	3	5	3	5	4	1							39
FG Attempts	3	4	1	0	2	3	2	2	2	0	3							22
FG Made	2	3	0	0	2	3	2	1	2	0	1							16
Safety	0	0	0	0	0	0	0	0	0	0	0							0
2-Pt Attempts	0	0	0	0	0	0	0	0	0	1	1							2
2-Pt Made	0	0	0	0	0	0	0	0	0	1	0							1
Time of Possession	33:43	29:17	34:45	31:03	33:45	36:08	24:55	28:54	31:51	28:25	23:38							336:24
KICKOFFS																		
Kickoff Returns	0	2	2	0	2	4	2	6	1	1	4							24
Kickoff Return Yards	0	46	51	0	22	104	72	134	30	30	109							598
Kickoff Return Avg.	0	23.0	25.5	0	11.0	26.0	36.0	22.3	30.0	30.0	27.3							24.9

GAME-BY-GAME DEFENSE

2024 REGULAR SEASON RAVENS GAME-BY-GAME DEFENSE

	09/05 @ KC	09/15 LV	09/22 @ DAL	09/29 BUF	10/06 @ CIN	10/13 WAS	10/21 @ TB	10/27 @ CLE	11/03 DEN	11/07 CIN	11/17 @ PIT	11/25 @ LAC	12/01 PHI	12/15 @ NYG	12/21 PIT	12/25 @ HOU	01/05 CLE	Totals
FIRST DOWNS																		
Total	21	18	26	12	23	18	28	22	20	27	18							233
Rushing	4	1	2	5	3	1	7	5	6	2	7							43
Passing	15	14	18	6	19	16	19	16	10	21	9							163
Penalty	2	3	6	1	1	1	2	1	4	4	2							27
THIRD DOWNS																		
Attempts	9	12	13	13	14	12	17	15	14	16	16							151
Converted	4	4	7	3	8	4	11	8	6	8	4							67
Percentage	44.4%	33.3%	53.8%	23.1%	57.1%	33.3%	64.7%	53.3%	42.9%	50.0%	25.0%							44.4%
FOURTH DOWNS																		
Attempts	0	1	1	1	0	1	1	0	5	4	1							15
Converted	0	0	0	1	0	1	1	0	1	2	0							6
Percentage	0	0.0%	0.0%	100.0%	0	100.0%	100.0%	0	20.0%	50.0%	0.0%							40.0%
TOT. OFFENSE																		
Net Yards	353	260	412	236	442	305	481	401	319	470	303							3,982
Plays	50	60	70	57	65	56	78	66	68	75	74							719
Avg./Play	7.1	4.3	5.9	4.1	6.8	5.4	6.2	6.1	4.7	6.3	4.1							5.5
RUSHING																		
Net Yards	72	27	51	81	71	52	125	80	122	49	122							852
Rush. Att.	20	17	16	23	23	18	30	23	30	16	34							250
Avg./Att.	3.6	1.6	3.2	3.5	3.1	2.9	4.2	3.5	4.1	3.1	3.6							3.4
PASSING																		
Net Yards	281	233	361	155	371	253	356	321	197	421	181							3,130
Attempts	28	38	51	31	39	35	45	41	34	56	36							434
Completions	20	30	28	17	30	24	31	27	20	34	23							284
Completion Pct	71.4%	78.9%	54.9%	54.8%	76.9%	68.6%	68.9%	65.9%	58.8%	60.7%	63.9%							65.4%
Avg. Gain Per Pass Play	9.4	5.4	6.7	4.6	8.8	6.7	7.4	7.5	5.2	7.1	4.5							6.7
Intercepted	1	1	0	0	1	0	2	0	1	0	1							7
Gross Yards	291	276	379	182	392	269	370	334	225	428	205							3,351
Sacked	2.0	5.0	3.0	3.0	3.0	3.0	3.0	2.0	4.0	3.0	4.0							35.0
Yards Lost	10	43	18	27	21	16	14	13	28	7	24							221
PENALTIES																		
Number	6	3	6	4	4	6	8	7	9	3	7							63
Yards	45	15	44	38	24	46	75	74	71	23	45							500
FUMBLES																		
Number	0	1	2	2	0	0	1	1	0	3	0							10
Lost	0	0	1	1	0	0	0	1	0	1	0							4
PUNTING																		
Yards	144	128	209	289	253	127	93	146	96	124	226							1,835
Punts	3	3	4	6	5	3	2	3	2	3	4							38
Net Avg.	33.7	37.7	45.0	39.2	48.4	41.0	46.5	45.3	37.5	41.3	49.3							42.6
Gross Avg.	48.0	42.7	52.3	48.2	50.6	42.3	46.5	48.7	48.0	41.3	56.5							48.3
Touchbacks	2	0	0	1	0	0	0	0	0	0	1							4
Punts Blocked	0	0	0	0	0	0	0	0	0	0	0							0
Punt Returns	0	3	0	2	1	1	1	3	1	2	2							16
Punt Return Yards	0	16	0	6	13	10	7	36	18	-4	13							115
Punt Return Avg.	0	5.3	0	3.0	13.0	10.0	7.0	12.0	18.0	-2.0	6.5							7.2
Inside 20	1	0	2	2	4	2	1	2	0	2	1							17
Fair Catches	2	0	2	2	0	0	0	0	0	1	1							8
SCORING																		
Points	27	26	25	10	38	23	31	29	10	34	18							271
Q1	7	0	3	3	0	3	10	3	0	7	3							39
Q2	6	6	3	0	17	7	0	3	10	7	6							65
Q3	7	7	0	7	7	3	0	14	0	7	6							58
Q4	7	13	19	0	14	10	21	9	0	13	3							109
OT	0	0	0	0	0	0	0	0	0	0	0							0
TD Rushing	2	1	1	1	0	0	1	0	0	1	0							7
TD Passing	1	1	2	0	5	2	3	3	1	4	0							22
TD KO Returns	0	0	0	0	0	0	0	0	0	0	0							0
TD Punt Returns	0	0	0	0	0	0	0	0	0	0	0							0
TD Sp. Teams	0	0	0	0	0	0	0	0	0	0	0							0
TD Def. Returns	0	0	0	1	0	0	0	0	0	0	0							1
Total TDs	3	2	3	1	5	2	4	3	1	5	0							29
PAT Attempts	3	2	3	1	5	2	4	3	1	5	0							29
PAT Made	3	2	1	1	5	2	3	2	1	4	0							24
FG Attempts	2	4	2	2	1	4	2	3	1	0	6							27
FG Made	2	4	2	1	0	3	1	3	1	0	6							23
Safety	0	0	0	0	1	0	0	0	0	0	0							1
2-Pt Attempts	0	0	2	0	1	0	2	1	0	1	0							7
2-Pt Made	0	0	0	0	1	0	1	0	0	0	0							2
Time of Possession	26:17	30:43	25:15	28:57	32:42	23:52	35:05	31:06	28:09	31:35	36:22							330:03
KICKOFFS																		
Kickoff Returns	2	2	2	0	1	1	0	3	4	1	0							16
Kickoff Return Yards	57	60	58	0	27	32	0	59	116	17	0							426
Kickoff Return Avg.	28.5	30.0	29.0	0	27.0	32.0	0	19.7	29.0	17.0	0							26.6

DRIVE CHARTS

2024 REGULAR SEASON

WEEK 1: RAVENS 20, CHIEFS 27

SEPTEMBER 5, 2024

RAVENS												CHIEFS													
#	RECD	LOST	POSS	OBTAINED	BEGAN	PLAYS	YDS	PEN	NET	1ST	ENDED	GIVEN UP	#	RECD	LOST	POSS	OBTAINED	BEGAN	PLAYS	YDS	PEN	NET	1ST	ENDED	GIVEN UP
1	15:00	08:14	6:46	Kickoff	BAL 30	11	75	-5	70	4	KC 5	Touchdown	1	08:14	05:55	2:19	Kickoff	KC 33	5	52	15	67	4	BAL 21	Touchdown
2	05:55	02:55	3:00	Kickoff	BAL 30	4	20	0	20	1		Punt	2	02:55	14:53	3:02	Punt	KC 10	5	34	0	34	2	KC 44	Punt
3	14:53	14:44	0:09	Punt	BAL 20	1	-6	0	-6	0	BAL 20	Fumble	3	14:44	13:37	1:07	Fumble	BAL 14	4	11	-10	1	0	BAL 13	Field Goal
4	13:37	09:39	3:58	Kickoff	BAL 30	6	31	-10	21	1		Downs	4	09:39	05:44	3:55	Downs	KC 49	8	43	-5	38	2	BAL 13	Field Goal
5	05:44	01:50	3:54	Kickoff	BAL 30	7	40	-5	35	3	KC 35	Missed FG	5	01:50	01:44	0:06	Missed FG	KC 43	1	0	0	0	0	KC 43	Interception
6	01:44	00:03	1:41	Interception	BAL 49	10	44	0	44	3	KC 7	Field Goal	6	00:03	00:00	0:03	Kickoff	KC 30	1	-1	0	-1	0	KC 30	End Half
7	11:28	08:24	3:04	Kickoff	BAL 30	7	25	0	25	2	KC 45	Punt	7	15:00	11:28	3:32	Kickoff	KC 19	6	77	4	81	5	BAL 1	Touchdown
8	03:37	14:47	3:50	Punt	BAL 20	7	90	-10	80	3	KC 49	Touchdown	8	08:24	03:37	4:47	Punt	KC 10	9	50	0	50	3	BAL 40	Punt
9	10:25	04:54	5:31	Kickoff	BAL 30	13	56	0	56	4	KC 14	Field Goal	9	14:47	10:25	4:22	Kickoff	KC 30	8	70	0	70	4	BAL 35	Touchdown
10	01:50	00:00	1:50	Punt	BAL 13	11	77	0	77	4	KC 10	End Game	10	04:54	01:50	3:04	Kickoff	KC 30	5	17	-5	12	1	KC 42	Punt

WEEK 2: RAVENS 23, RAIDERS 26

SEPTEMBER 15, 2024

RAVENS												RAIDERS													
#	RECD	LOST	POSS	OBTAINED	BEGAN	PLAYS	YDS	PEN	NET	1ST	ENDED	GIVEN UP	#	RECD	LOST	POSS	OBTAINED	BEGAN	PLAYS	YDS	PEN	NET	1ST	ENDED	GIVEN UP
1	12:39	08:29	4:10	Punt	BAL 45	7	25	0	25	1	LV 30	Field Goal	1	15:00	12:39	2:21	Kickoff	LV 24	3	-8	0	-8	0	LV 16	Punt
2	04:19	02:13	2:06	Punt	BAL 20	3	1	0	1	0	BAL 21	Punt	2	08:29	04:19	4:10	Kickoff	LV 30	6	10	0	10	1	LV 40	Punt
3	00:40	14:06	1:34	Punt	BAL 20	3	3	0	3	0	BAL 23	Punt	3	02:13	00:40	1:33	Punt	LV 40	3	6	0	6	0	LV 46	Punt
4	09:19	06:00	3:19	Kickoff	BAL 30	8	45	0	45	3	LV 25	Field Goal	4	14:06	09:19	4:47	Punt	LV 28	8	37	0	37	2	BAL 35	Field Goal
5	05:03	02:25	2:38	Interception	BAL 33	7	39	-10	29	1	LV 38	Missed FG	5	06:00	05:03	0:57	Kickoff	LV 47	2	2	0	2	0	LV 49	Interception
6	01:37	00:03	1:34	Kickoff	BAL 30	10	61	-5	56	3	LV 14	Field Goal	6	02:25	01:37	0:48	Missed FG	LV 46	5	-3	24	21	1	BAL 33	Field Goal
7	15:00	11:42	3:18	Kickoff	BAL 30	6	70	0	70	4	LV 8	Touchdown	7	00:03	00:00	0:03	Kickoff	LV 30	1	-1	0	-1	0	LV 30	End Half
8	07:36	06:08	1:28	Downs	BAL 25	3	19	0	19	1	BAL 44	Interception	8	11:42	07:36	4:06	Kickoff	LV 30	7	45	0	45	2	BAL 25	Downs
9	02:36	12:11	5:25	Kickoff	BAL 24	9	80	-4	76	6	LV 3	Touchdown	9	06:08	02:36	3:52	Interception	BAL 46	7	46	0	46	3	BAL 1	Touchdown
10	09:21	07:36	1:45	Kickoff	BAL 20	3	5	0	5	0	BAL 25	Punt	10	12:11	09:21	2:50	Kickoff	LV 30	7	49	15	64	3	BAL 6	Field Goal
11	03:54	02:21	1:33	Kickoff	BAL 30	3	-6	0	-6	0	BAL 24	Punt	11	07:36	03:54	3:42	Punt	LV 30	9	54	16	70	5	BAL 1	Touchdown
12	00:27	00:00	0:27	Kickoff	BAL 30	5	41	0	41	2	BAL 41	End Game	12	02:21	00:27	1:54	Punt	BAL 43	6	23	0	23	1	BAL 20	Field Goal

WEEK 3: RAVENS 28, COWBOYS 25

SEPTEMBER 22, 2024

RAVENS												COWBOYS													
#	RECD	LOST	POSS	OBTAINED	BEGAN	PLAYS	YDS	PEN	NET	1ST	ENDED	GIVEN UP	#	RECD	LOST	POSS	OBTAINED	BEGAN	PLAYS	YDS	PEN	NET	1ST	ENDED	GIVEN UP
1	12:03	09:36	2:27	Punt	BAL 29	5	71	0	71	4	DAL 9	Touchdown	1	15:00	12:03	2:57	Kickoff	DAL 15	7	17	-4	13	2	DAL 28	Punt
2	06:33	02:41	3:52	Kickoff	BAL 30	7	70	0	70	3	DAL 1	Touchdown	2	09:36	06:33	3:03	Kickoff	DAL 30	7	24	0	24	1	BAL 46	Field Goal
3	14:34	09:18	5:16	Fumble	BAL 9	8	34	-5	29	2	BAL 38	Punt	3	02:41	14:34	3:07	Kickoff	DAL 30	7	70	-10	60	3	BAL 19	Fumble
4	08:14	05:46	2:28	Punt	BAL 47	3	9	-5	4	0	DAL 49	Punt	4	09:18	08:14	1:04	Punt	DAL 7	3	0	0	0	0	DAL 7	Punt
5	03:07	00:25	2:42	Punt	BAL 12	8	88	0	88	6	DAL 13	Touchdown	5	05:46	03:07	2:39	Punt	DAL 13	6	21	0	21	1	DAL 34	Punt
6	00:02	00:00	0:02	Kickoff		0	0	0	0	0		End Half	6	00:25	00:02	0:23	Kickoff	DAL 30	3	37	0	37	1	BAL 33	Field Goal
7	15:00	11:58	3:02	Kickoff	BAL 30	5	80	-10	70	2	DAL 26	Touchdown	7	11:58	07:52	4:06	Kickoff	DAL 29	8	13	10	23	3	BAL 48	Punt
8	07:52	01:36	6:16	Punt	BAL 11	8	42	-25	17	3	BAL 28	Punt	8	01:36	14:47	1:49	Punt	DAL 23	7	39	0	39	3	BAL 38	Downs
9	14:47	10:41	4:06	Downs	BAL 39	7	33	0	33	2	DAL 28	Missed FG	9	10:41	08:53	1:48	Missed FG	DAL 36	6	64	0	64	4	BAL 1	Touchdown
10	07:07	05:26	1:41	Kickoff	DAL 47	3	7	0	7	0	DAL 40	Punt	10	08:53	07:07	1:46	Onside Kick	DAL 44	7	56	0	56	3	BAL 15	Touchdown
11	02:53	00:00	2:53	Kickoff	BAL 21	7	22	0	22	2	BAL 44	End Game	11	05:26	02:53	2:33	Punt	DAL 9	11	71	20	91	5	BAL 16	Touchdown

WEEK 4: RAVENS 35, BILLS 10

SEPTEMBER 29, 2024

RAVENS												BILLS														
#	RECD	LOST	POSS	OBTAINED	BEGAN	PLAYS	YDS	PEN	NET	1ST	ENDED	GIVEN UP	#	RECD	LOST	POSS	OBTAINED	BEGAN	PLAYS	YDS	PEN	NET	1ST	ENDED	GIVEN UP	
1	11:02	10:50	0:12	Punt	BAL 13	1	87	0	87	1	BAL 13	Touchdown	1	15:00	11:02	3:58	Kickoff	BUF 30	7	20	0	20	1		Punt	
2	04:34	14:55	4:39	Kickoff	BAL 30	9	55	15	70	6	BUF 5	Touchdown	2	10:50	04:34	6:16	Kickoff	BUF 30	11	58	-20	38	3	BAL 32	Field Goal	
3	12:50	07:34	5:16	Punt	BAL 19	10	96	-15	81	5	BUF 19	Touchdown	3	14:55	12:50	2:05	Kickoff	BUF 30	3	9	0	9	0	BUF 39	Punt	
4	05:59	02:25	3:34	Punt	BAL 29	6	42	-10	32	2	BUF 45	Fumble	4	07:34	05:59	1:35	Kickoff	BUF 30	3	-5	0	-5	0	BUF 25	Punt	
5	00:42	00:00	0:42	Punt	BAL 20	1	1	0	1	0	BAL 20	End Half	5	02:25	00:42	1:43	Fumble	BUF 39	6	20	8	5	13	1	BAL 48	Punt
6	15:00	13:53	1:07	Kickoff	BAL 30	3	4	-14	-10	0	BAL 20	Punt	6	13:53	11:26	2:27	Punt	BUF 40	4	60	0	60	2	BAL 3	Touchdown	
7	11:26	08:55	2:31	Kickoff	BAL 30	3	3	-5	-2	0	BAL 28	Punt	7	08:55	06:20	2:35	Punt	BUF 19	6	33	0	33	2	BAL 44	Fumble	
8	06:20	02:45	3:35	Fumble	BAL 41	6	59	0	59	3	BUF 9	Touchdown	8	02:45	14:55	2:50	Kickoff	BUF 30	8	40	0	40	2	BAL 30	Missed FG	
9	14:55	11:23	3:32	Missed FG	BAL 38	6	59	3	62	4	BUF 1	Touchdown	9	11:23	10:53	0:30	Kickoff	BUF 30	3	0	0	0	0	BUF 30	Punt	
10	10:53	07:17	3:36	Punt	BAL 33	6	18	0	18	1	BUF 49	Punt	10	07:17	05:37	1:40	Punt	BUF 6	3	-2	0	-2	0	BUF 4	Punt	
11	05:37	03:18	2:19	Punt	BUF 49	3	4	0	4	0	BUF 45	Punt	11	03:18	00:00	3:18	Punt	BUF 26	5	15	0	15	1	BUF 39	End Game	

WEEK 5: RAVENS 41, BENGALS 38

OCTOBER 6, 2024

RAVENS												BENGALS													
#	RECD	LOST	POSS	OBTAINED	BEGAN	PLAYS	YDS	PEN	NET	1ST	ENDED	GIVEN UP	#	RECD	LOST	POSS	OBTAINED	BEGAN	PLAYS	YDS	PEN	NET	1ST	ENDED	GIVEN UP
1	15:00	08:54	6:06	Kickoff	BAL 30	12	70	0	70	5	CIN 1	Touchdown	1	08:54	06:39	2:15	Kickoff	CIN 30	3	4	5	9	0	CIN 39	Punt
2	06:39	03:29	3:10	Punt	BAL 16	6	34	0	34	1		Punt	2	03:29	13:44	4:45	Punt	CIN 14	10	86	0	86	6	BAL 11	Touchdown
3	13:44	12:05	1:39	Kickoff	BAL 30	3	5	0	5	0	BAL 35	Punt	3	12:05	11:08	0:57	Punt	CIN 20	3	-7	0	-7	0	CIN 13	Punt
4	11:08	08:09	2:59	Punt	BAL 49	7	51	0	51	3	CIN 16	Touchdown	4	08:09	05:52	2:17	Kickoff	CIN 30	3	2	0	2	0	CIN 32	Punt
5	05:52	05:47	0:05	Punt	BAL 2	1	-2	0	-2	0	BAL 2	Safety	5	05:47	03:23	2:24	Kickoff	CIN 33	5	17	0	17	1		Punt
6	03:23	00:34	2:49	Punt	BAL 14	7	11	0	11	1	BAL 25	Punt	6	00:34	00:09	0:25	Punt	CIN 21	4	79	0	79	3	BAL 41	Touchdown
7	00:09	00:00	0:09	Kickoff	BAL 30	1	-1	0	-1	0	BAL 30	End Half	7	15:00	08:51	6:09	Kickoff	CIN 30	12	74	-4	70	4	BAL 5	Touchdown
8	08:51																								

DRIVE CHARTS

WEEK 6: RAVENS 30, COMMANDERS 23

OCTOBER 13, 2024

RAVENS												COMMANDERS													
#	RECD	LOST	POSS	OBTAINED	BEGAN	PLAYS	YDS	PEN	NET	1ST	ENDED	GIVEN UP	#	RECD	LOST	POSS	OBTAINED	BEGAN	PLAYS	YDS	PEN	NET	1ST	ENDED	GIVEN UP
1	15:00	12:47	2:13	Kickoff	BAL 34	4	46	0	46	1	WAS 20	Interception	1	12:47	09:11	3:36	Interception	BAL 49	7	25	0	25	1	BAL 24	Field Goal
2	09:11	03:45	5:26	Kickoff	BAL 30	10	43	0	43	3	WAS 27	Field Goal	2	03:45	02:20	1:25	Kickoff	WAS 30	3	0	0	0	0	WAS 30	Punt
3	02:20	00:02	2:18	Punt	BAL 20	3	-10	0	-10	0	BAL 10	Punt	3	00:02	12:53	2:09	Punt		6	9	0	9	1	BAL 41	Punt
4	12:53	07:55	4:58	Punt	BAL 7	9	82	11	93	6	WAS 3	Touchdown	4	07:55	04:16	3:39	Kickoff	WAS 30	8	75	-5	70	5	BAL 7	Touchdown
5	04:16	00:53	3:23	Kickoff	BAL 22	10	83	-5	78	6	WAS 13	Touchdown	5	00:53	00:00	0:53	Kickoff	WAS 30	6	36	0	36	2	BAL 34	Missed FG
6	12:45	08:19	4:26	Kickoff	BAL 30	8	57	0	57	2	WAS 13	Field Goal	6	15:00	12:45	2:15	Kickoff	WAS 30	6	33	0	33	1	BAL 37	Field Goal
7	06:50	02:08	4:42	Punt	BAL 6	8	84	10	94	5	WAS 7	Touchdown	7	08:19	06:50	1:29	Kickoff	WAS 31	4	25	0	25	1	BAL 44	Punt
8	12:12	06:18	5:54	Kickoff	BAL 22	9	57	0	57	3	WAS 21	Field Goal	8	02:08	12:12	4:56	Kickoff	WAS 30	12	75	-5	70	5	BAL 6	Touchdown
9	02:48	00:00	2:48	Kickoff	BAL 30	7	38	0	38	2	WAS 31	End Game	9	06:18	02:48	3:30	Kickoff	WAS 30	8	27	13	40	2	BAL 30	Field Goal

WEEK 7: RAVENS 41, BUCCANEERS 31

OCTOBER 21, 2024

RAVENS												BUCCANEERS													
#	RECD	LOST	POSS	OBTAINED	BEGAN	PLAYS	YDS	PEN	NET	1ST	ENDED	GIVEN UP	#	RECD	LOST	POSS	OBTAINED	BEGAN	PLAYS	YDS	PEN	NET	1ST	ENDED	GIVEN UP
1	10:27	06:05	4:22	Kickoff	BAL 35	6	8	0	8	2	BAL 43	Punt	1	15:00	10:27	4:33	Kickoff	TB 30	8	70	0	70	3	BAL 25	Touchdown
2	00:02	12:29	2:33	Kickoff	BAL 30	6	70	0	70	5	TB 9	Touchdown	2	06:05	00:02	6:03	Punt	TB 20	11	70	5	75	5	BAL 5	Field Goal
3	08:26	04:23	1:47	Interception	BAL 20	4	90	-10	80	3	TB 18	Touchdown	3	12:29	06:10	6:19	Kickoff	TB 30	11	62	5	67	4	BAL 3	Interception
4	02:58	00:04	2:54	Interception	BAL 40	10	65	-15	50	3	TB 10	Field Goal	4	04:23	02:58	1:25	Kickoff	TB 30	4	17	-5	12	1	TB 42	Interception
5	15:00	12:20	2:40	Kickoff	BAL 42	5	14	10	24	1	TB 34	Field Goal	5	00:04	00:00	0:04	Kickoff	TB 30	1	-1	0	-1	0	TB 30	End Half
6	08:22	07:25	0:57	Missed FG	BAL 45	4	60	-5	55	2	TB 49	Touchdown	6	12:20	08:22	3:58	Kickoff	TB 30	7	33	0	33	2	BAL 37	Missed FG
7	04:58	02:53	2:05	Punt	BAL 8	5	92	0	92	2	TB 4	Touchdown	7	07:25	04:58	2:27	Kickoff	TB 30	4	21	0	21	1	BAL 49	Punt
8	00:53	13:32	2:21	Punt	BAL 30	5	13	-10	3	1	BAL 41	Fumble	8	02:53	00:53	2:00	Kickoff	TB 30	4	3	-15	-12	0	TB 18	Punt
9	11:24	06:32	4:52	Kickoff	BAL 30	8	70	0	70	3	TB 13	Touchdown	9	13:32	11:24	2:08	Fumble	BAL 30	5	30	0	30	2	BAL 11	Touchdown
10	01:58	01:34	0:24	Kickoff	TB 48	3	0	0	0	0	TB 48	Punt	10	06:32	03:46	2:46	Kickoff	TB 30	9	75	-5	70	4	BAL 1	Touchdown
													11	03:46	01:58	1:48	Onside Kick	TB 48	7	57	-5	52	3	BAL 23	Touchdown
													12	01:34	00:00	1:34	Punt	TB 25	9	44	0	44	3	BAL 43	End Game

WEEK 8: RAVENS 24, BROWNS 29

OCTOBER 27, 2024

RAVENS												BROWNS													
#	RECD	LOST	POSS	OBTAINED	BEGAN	PLAYS	YDS	PEN	NET	1ST	ENDED	GIVEN UP	#	RECD	LOST	POSS	OBTAINED	BEGAN	PLAYS	YDS	PEN	NET	1ST	ENDED	GIVEN UP
1	15:00	08:45	6:15	Kickoff	BAL 23	10	78	-10	68	3	CLE 7	Downs	1	08:45	00:37	8:08	Downs	CLE 10	14	91	-10	81	4	BAL 9	Field Goal
2	00:37	11:51	3:46	Kickoff	BAL 29	7	40	0	40	2	CLE 31	Field Goal	2	11:51	10:26	1:25	Kickoff	CLE 30	4	21	0	21	1	BAL 49	Punt
3	10:26	09:20	1:06	Punt	BAL 13	3	1	0	1	0	BAL 14	Punt	3	09:20	03:41	5:39	Punt	CLE 33	10	52	0	52	4	BAL 15	Field Goal
4	03:41	01:58	1:43	Kickoff	BAL 19	3	5	-9	-4	0	BAL 15	Punt	4	01:58	01:08	0:50	Punt	CLE 42	3	-12	-5	-17	0	CLE 37	Fumble
5	01:08	00:27	0:41	Fumble	CLE 25	2	25	0	25	2	CLE 11	Touchdown	5	00:27	00:00	0:27	Kickoff	CLE 26	1	-1	0	-1	0	CLE 26	End Half
6	10:46	08:08	2:38	Kickoff	BAL 26	4	1	29	30	1	CLE 44	Punt	6	15:00	10:46	4:14	Kickoff	CLE 30	8	70	0	70	4	BAL 23	Touchdown
7	07:41	04:42	2:59	Punt	BAL 38	6	67	-5	62	3	CLE 7	Touchdown	7	08:08	07:41	0:27	Punt	CLE 14	3	0	0	0	0	CLE 14	Punt
8	02:01	12:58	4:03	Kickoff	BAL 29	10	29	10	39	3	CLE 32	Missed FG	8	04:42	02:01	2:41	Kickoff	CLE 28	6	72	0	72	3	BAL 22	Touchdown
9	11:31	09:06	2:25	Punt	BAL 6	5	4	5	9	1	BAL 15	Punt	9	12:58	11:31	1:27	Missed FG	CLE 40	3	2	0	2	0	CLE 42	Touchdown
10	04:55	02:36	2:19	Kickoff	BAL 9	6	91	0	91	4	CLE 2	Touchdown	10	09:06	04:55	4:11	Punt	CLE 38	8	32	0	32	2	BAL 30	Field Goal
11	00:59	00:00	0:59	Kickoff	BAL 30	8	46	0	46	3	CLE 24	Downs	11	02:36	00:59	1:37	Kickoff	CLE 31	9	74	-5	69	4	BAL 38	Touchdown

WEEK 9: RAVENS 41, BRONCOS 10

NOVEMBER 3, 2024

RAVENS												BRONCOS													
#	RECD	LOST	POSS	OBTAINED	BEGAN	PLAYS	YDS	PEN	NET	1ST	ENDED	GIVEN UP	#	RECD	LOST	POSS	OBTAINED	BEGAN	PLAYS	YDS	PEN	NET	1ST	ENDED	GIVEN UP
1	14:30	12:12	2:18	Interception	DEN 36	3	-6	0	-6	0	DEN 42	Punt	1	15:00	14:30	0:30	Kickoff	DEN 30	2	1	0	1	0	DEN 31	Interception
2	06:17	02:18	3:59	Downs	BAL 43	7	67	-10	57	3	DEN 7	Touchdown	2	12:12	06:17	5:55	Punt	DEN 2	11	64	-10	54	3	BAL 44	Downs
3	14:55	12:04	2:51	Downs	BAL 33	5	32	20	52	3	DEN 15	Field Goal	3	02:18	14:55	2:23	Kickoff	DEN 23	7	44	0	44	1	BAL 33	Downs
4	07:15	03:47	3:28	Kickoff	BAL 37	7	63	0	63	3	DEN 7	Touchdown	4	12:04	07:15	4:49	Kickoff	DEN 30	11	60	10	70	6	BAL 2	Touchdown
5	00:54	00:16	0:38	Kickoff	BAL 30	2	65	5	70	3	BAL 47	Touchdown	5	03:47	00:54	2:53	Kickoff	DEN 30	11	61	-10	51	3	BAL 19	Field Goal
6	15:00	09:36	5:24	Kickoff	BAL 30	11	64	6	70	6	DEN 6	Touchdown	6	00:16	00:00	0:16	Kickoff	DEN 32	1	-1	0	-1	0	DEN 32	End Half
7	07:32	01:21	6:11	Punt	BAL 21	10	89	-10	79	6	DEN 3	Touchdown	7	09:36	07:32	2:04	Kickoff	DEN 30	3	-1	0	-1	0	DEN 29	Punt
8	00:04	12:49	2:15	Punt	DEN 39	5	15	5	20	1	DEN 19	Field Goal	8	01:21	00:04	1:17	Kickoff	DEN 15	3	-1	0	-1	0	DEN 14	Punt
9	08:09	05:17	2:52	Downs	BAL 15	3	5	0	5	0	BAL 20	Punt	9	12:49	08:09	4:40	Kickoff	DEN 35	11	28	23	51	5	BAL 14	Downs
10	01:55	00:00	1:55	Downs	BAL 1	3	2	0	2	0	BAL 4	End Game	10	05:17	01:55	3:22	Punt	DEN 40	9	64	-5	59	2	BAL 10	Downs

WEEK 10: RAVENS 35, BENGALS 34

NOVEMBER 7, 2024

RAVENS												BENGALS													
#	RECD	LOST	POSS	OBTAINED	BEGAN	PLAYS	YDS	PEN	NET	1ST	ENDED	GIVEN UP	#	RECD	LOST	POSS	OBTAINED	BEGAN	PLAYS	YDS	PEN	NET	1ST	ENDED	GIVEN UP
1	09:23	07:54	1:29	Kickoff	BAL 30	3	6	0	6	0	BAL 36	Punt	1	15:00	09:23	5:37	Kickoff	CIN 30	12	69	1	70	5	BAL 1	Touchdown
2	02:56	13:04	4:52	Downs	BAL 41	9	59	0	59	5	CIN 6	Touchdown	2	07:54	02:56	4:58	Punt	CIN 10	11	46	3	49	3	BAL 41	Downs
3	11:28	09:14	2:14	Punt	BAL 16	3	9	-5	4	0	BAL 20	Punt	3	13:04	11:28	1:36	Kickoff	CIN 30	3	8	0	8	0	CIN 38	Punt
4	05:32	04:02	1:30	Punt	BAL 20	3	5	0	5	0	BAL 25	Punt	4	09:14	05:32	3:42	Punt	CIN 30	7	4	0	4	1	CIN 34	Punt
5	00:30	00:00	0:30	Kickoff	BAL 30	4	23	0	23	1	BAL 47	End Half	5	04:02	00:30	3:32	Punt	CIN 27	10	68	5	73	6	BAL 3	Touchdown
6	15:00	13:21	1:39	Kickoff	BAL 30	3	12	-10	2	0	BAL 32	Punt	6	13:21	13:09	0:12	Punt	CIN 33	1	67	0	67	1	CIN 33	Touchdown
7	13:09	08:58	4:11	Kickoff	BAL 28	6	13	-5	8	1	BAL 36	Punt	7	08:58	06:58	2:00	Punt	CIN 8	5	22	0	22	1	CIN 27	Fumble
8	06:58	04:12	2:46	Fumble	CIN 31	5	31	0	31	3	CIN 1	Touchdown	8	04:12	14:44	4:28	Kickoff	CIN 19	8	41	0	41	2	BAL 40	Punt
9	14:44	13:30	1:14	Punt	BAL 8	3	92	0	92	1	BAL 16	Touchdown	9	13:30	09:24	4:06	Kickoff	CIN 30	8	36	0	36	2	BAL 34	Downs
10	09:24	05:50	3:34	Downs	BAL 35	7	65	0	65	4	CIN 1														

DRIVE CHARTS

WEEK 11: RAVENS 16, STEELERS 18

NOVEMBER 17, 2024

RAVENS												STEELERS													
#	RECD	LOST	POSS	OBTAINED	BEGAN	PLAYS	YDS	PEN	NET	1ST	ENDED	GIVEN UP	#	RECD	LOST	POSS	OBTAINED	BEGAN	PLAYS	YDS	PEN	NET	1ST	ENDED	GIVEN UP
1	15:00	14:11	0:49	Kickoff	BAL 29	2	7	0	7	0	BAL 32	Fumble	1	14:11	10:40	3:31	Fumble	BAL 42	8	28	0	28	2	BAL 14	Field Goal
2	10:40	08:39	2:01	Kickoff	BAL 30	3	10	-10	0	0	BAL 30	Punt	2	08:39	06:48	1:51	Punt	PIT 20	3	4	0	4	0	PIT 24	Punt
3	06:48	05:10	1:38	Punt	BAL 25	5	46	0	46	1	PIT 29	Missed FG	3	05:10	03:07	2:03	Missed FG	PIT 37	4	9	0	9	0	PIT 46	Downs
4	03:07	01:38	1:29	Downs	PIT 46	6	14	0	14	1	PIT 32	Missed FG	4	01:38	14:48	1:50	Missed FG	PIT 40	3	-10	0	-10	0	PIT 30	Punt
5	14:48	12:31	2:17	Punt	BAL 17	5	30	0	30	1	BAL 47	Punt	5	12:31	07:39	4:52	Punt	PIT 16	10	50	0	50	3	BAL 34	Field Goal
6	07:39	06:09	1:30	Kickoff	BAL 30	3	14	-15	-1	0	BAL 29	Punt	6	06:09	05:07	1:02	Punt	PIT 31	3	-2	0	-2	0	PIT 29	Punt
7	05:07	01:16	3:51	Punt	BAL 20	6	75	5	80	5	PIT 1	Touchdown	7	01:16	00:38	0:38	Kickoff	PIT 30	3	9	0	9	0	PIT 39	Punt
8	00:38	00:29	0:09	Punt	BAL 9	1	4	0	4	0	BAL 9	Fumble	8	00:29	00:07	0:22	Fumble	BAL 19	4	5	0	5	1	BAL 14	Field Goal
9	00:07	00:00	0:07	Kickoff	BAL 30	1	-1	0	-1	0	BAL 30	End Half	9	15:00	10:46	4:14	Kickoff	PIT 30	8	26	5	31	2	BAL 39	Field Goal
10	10:46	06:12	4:34	Kickoff	BAL 30	11	29	5	34	3	PIT 36	Field Goal	10	06:12	00:56	5:16	Kickoff	PIT 30	10	81	-20	61	3	BAL 9	Field Goal
11	00:56	14:21	1:35	Kickoff	BAL 14	3	2	-5	-3	0	BAL 11	Punt	11	14:21	09:23	4:58	Punt	PIT 32	10	63	0	63	4	BAL 5	Interception
12	09:23	08:14	1:09	Interception	BAL 20	2	25	-5	20	1	BAL 40	Interception	12	08:14	03:35	4:39	Interception	PIT 36	9	32	0	32	2	BAL 32	Field Goal
13	03:35	01:06	2:29	Kickoff	BAL 31	9	74	-5	69	4	PIT 16	Touchdown	13	01:06	00:00	1:06	Kickoff	PIT 30	5	8	0	8	1	PIT 39	End Game

LONGEST PLAYS FROM SCRIMMAGE

RAVENS								OPPONENT							
DATE	OPPONENT	QTR	RAVENS PLAYER	YARDS	DOWN	RESULT	SCORE	DATE	OPPONENT	QTR	OPP. PLAYER	YARDS	DOWN	RESULT	SCORE
09/29	Buffalo	1	Derrick Henry run	87T	1-10-BAL 13	TD	W, 35-10	10/06	at Cincinnati	4	Joe Burrow -> Ja'Marr Chase	70T	1-10-CIN 30	TD	W, 38-41 (OT)
11/07	Cincinnati	4	Lamar Jackson -> Tylan Wallace	84T	3-2-BAL 16	TD	W, 35-34	11/07	Cincinnati	4	Joe Burrow -> Ja'Marr Chase	70T	1-10-CIN 30	TD	W, 34-35
10/21	at Tampa Bay	3	Derrick Henry run	81	1-10-BAL 8	TD	W, 41-31	11/07	Cincinnati	3	Joe Burrow -> Ja'Marr Chase	67T	1-10-CIN 33	TD	W, 34-35
10/21	at Tampa Bay	2	Lamar Jackson -> Rashod Bateman	59	1-10-BAL 33	TD	W, 41-31	09/29	Buffalo	3	Josh Allen -> Khalil Shakir	52	3-5-BUF 45	TD	W, 10-35
09/22	at Dallas	1	Lamar Jackson -> Nelson Agholor	56	2-9-BAL 42	TD	W, 28-25	10/06	at Cincinnati	2	Joe Burrow -> Ja'Marr Chase	41T	1-10-BAL 41	TD	W, 38-41 (OT)
10/06	at Cincinnati	3	Lamar Jackson -> Charlie Kolar	55	1-10-BAL 41	TD	W, 41-38 (OT)	10/06	at Cincinnati	3	Joe Burrow -> Andrei Iosivas	39	3-10-BAL 41	TD	W, 38-41 (OT)
11/03	Denver	2	Lamar Jackson -> Zay Flowers	53T	1-10-BAL 47	TD	W, 41-10	10/27	at Cleveland	4	Jameis Winston -> Cedric Tillman	38T	2-15-BAL 38	TD	L, 24-29
10/06	at Cincinnati	5	Derrick Henry run	51	1-10-BAL 43	FG	W, 41-38 (OT)	11/17	at Pittsburgh	3	Russell Wilson -> George Pickens	37	2-15-BAL 49	FG	L, 16-18
10/21	at Tampa Bay	3	Lamar Jackson -> Rashod Bateman	49T	2-17-TB 49	TD	W, 41-31	09/05	at Kansas City	4	Patrick Mahomes -> Xavier Worthy	35T	2-10-BAL 35	TD	L, 20-27
09/05	at Kansas City	4	Lamar Jackson -> Isaiah Likely	49T	2-17-KC 49	TD	L, 27-20	11/03	Denver	1	Bo Nix -> Javonte Williams	34	3-6-DEN 27	Downs	W, 10-41
10/13	Washington	1	Lamar Jackson -> Zay Flowers	44	2-8-BAL 36	INT	W, 30-23	09/05	at Kansas City	3	Patrick Mahomes -> Rashee Rice	33	2-5-KC 24	TD	L, 20-27
11/17	at Pittsburgh	1	Lamar Jackson -> Isaiah Likely	42	1-10-BAL 25	Miss FG	L, 18-16	11/03	Denver	2	Bo Nix -> Courtland Sutton	33	3-10-DEN 30	FG	W, 10-41
10/27	at Cleveland	2	Derrick Henry run	39	1-10-BAL 41	FG	L, 29-24	09/22	at Dallas	2	Dak Prescott -> CeeDee Lamb	31	2-4-DAL 36	FG	W, 25-28
10/21	at Tampa Bay	4	Derrick Henry run	39	2-7-BAL 33	TD	W, 41-31	09/15	Las Vegas	4	Gardner Minshew II -> Davante Adams	30	1-10-BAL 39	FG	L, 23-26
10/13	Washington	3	Lamar Jackson -> Mark Andrews	38	1-10- 50	TD	W, 30-23	10/27	at Cleveland	3	Jameis Winston -> Jerry Jeudy	30	1-10-CLE 43	TD	L, 24-29
09/29	Buffalo	4	Derrick Henry run	38	2-7-BUF 40	TD	W, 35-10	09/15	Las Vegas	4	Gardner Minshew II -> Davante Adams	29	1-10-LV 30	TD	L, 23-26
09/05	at Kansas City	4	Lamar Jackson -> Rashod Bateman	38	1-10-KC 48	Game	L, 27-20	10/13	Washington	3	Jayden Daniels -> Noah Brown	28	2-10-WAS 30	FG	W, 23-30
10/13	Washington	3	Lamar Jackson run	33	3-2-BAL 38	FG	W, 30-23	10/21	at Tampa Bay	4	Baker Mayfield -> Cade Otton	28	2-5-TB 35	TD	W, 31-41
11/17	at Pittsburgh	2	Derrick Henry run	31	1-10-BAL 47	TD	L, 18-16	09/15	Las Vegas	3	Gardner Minshew II -> Brock Bowers	27	3-8-BAL 28	TD	L, 23-26
09/22	at Dallas	1	Lamar Jackson -> Charlie Kolar	30	1-10-DAL 39	TD	W, 28-25	09/15	Las Vegas	4	Gardner Minshew II -> Davante Adams	26	2-20-LV 35	FG	L, 23-26
09/15	Las Vegas	4	Lamar Jackson run (25) lateral to Justice Hill (5)	30	4-10-BAL 41	Game	L, 26-23	09/22	at Dallas	3	Dak Prescott -> Jake Ferguson	26	1-10-DAL 40	Downs	W, 25-28
11/03	Denver	1	Lamar Jackson -> Nelson Agholor	29	2-12-BAL 41	TD	W, 41-10	11/03	Denver	1	Bo Nix -> Courtland Sutton	26	2-14-DEN 21	Downs	W, 10-41
10/27	at Cleveland	4	Lamar Jackson -> Zay Flowers	29	2-4-BAL 37	TD	L, 29-24	11/03	Denver	4	Bo Nix -> Courtland Sutton	26	3-4-DEN 46	Downs	W, 10-41
09/22	at Dallas	3	Derrick Henry run	29	3-1-BAL 39	TD	W, 28-25	11/07	Cincinnati	1	Joe Burrow -> Ja'Marr Chase	26	3-9-CIN 44	TD	W, 34-35
09/15	Las Vegas	3	Derrick Henry run	29	1-10-LV 38	TD	L, 26-23	09/05	at Kansas City	3	Patrick Mahomes -> Justin Watson	25	1-10-BAL 43	TD	L, 20-27
11/03	Denver	2	Lamar Jackson -> Zay Flowers	28	1-10-BAL 33	FG	W, 41-10	09/15	Las Vegas	3	Gardner Minshew II -> Brock Bowers	25	2-9-LV 42	Downs	L, 23-26
10/27	at Cleveland	1	Lamar Jackson -> Rashod Bateman	28	2-11-BAL 36	Downs	L, 29-24	09/29	Buffalo	3	Josh Allen -> Dalton Kincaid	25	2-10-BUF 30	Miss FG	W, 10-35
11/03	Denver	3	Lamar Jackson -> Derrick Henry	27	1-10-BAL 21	TD	W, 41-10	10/13	Washington	2	Jayden Daniels -> Austin Ekeler	25	1-10-BAL 43	TD	W, 23-30
10/13	Washington	4	Derrick Henry run	27	2-8-BAL 32	Game	W, 30-23	10/21	at Tampa Bay	3	Baker Mayfield -> Bucky Irving	25	1-10-TB 30	Punt	W, 31-41
10/06	at Cincinnati	4	Lamar Jackson -> Mark Andrews	27	1-10-BAL 8	TD	W, 41-38 (OT)	10/21	at Tampa Bay	1	Baker Mayfield -> Mike Evans	25T	1-10-BAL 25	TD	W, 31-41
10/06	at Cincinnati	1	Lamar Jackson -> Zay Flowers	26	3-5-BAL 21	Punt	W, 41-38 (OT)	11/17	at Pittsburgh	4	Russell Wilson -> Darnell Washington	25	1-10-BAL 43	INT	L, 16-18
09/29	Buffalo	2	Lamar Jackson -> Isaiah Likely	26	1-10-BAL 19	TD	W, 35-10								
09/22	at Dallas	3	Derrick Henry run	26T	2-4-DAL 26	TD	W, 28-25								
11/17	at Pittsburgh	4	Lamar Jackson run	25	1-10-BAL 20	INT	L, 18-16								
10/27	at Cleveland	3	Lamar Jackson -> Isaiah Likely	25	3-6-CLE 33	TD	L, 29-24								
10/27	at Cleveland	3	Lamar Jackson -> Zay Flowers	25	1-10-BAL 38	TD	L, 29-24								
10/13	Washington	2	Lamar Jackson -> Nelson Agholor	25	1-15-BAL 40	TD	W, 30-23								
09/29	Buffalo	3	Derrick Henry run	25	2-5-BAL 46	TD	W, 35-10								
TOTALS			38 - 1,482 (39.0), 6 TDS (15 RUNS, 2 TDS, 23 PASSES, 4 TDS)								31 - 1,057 (34.1), 7 TDS (0 RUNS, 0 TDS, 31 PASSES, 7 TDS)				

TEAM SUPERLATIVES

HIGH	DATE	OPPONENT	OFFENSIVE CATEGORY	OPPONENT	DATE	LOW
41	11/3	vs. Denver ...2 more at 41.	Points	at Pittsburgh	11/17	16
21	11/7	vs. Cincinnati	Points in a Quarter	at Pittsburgh ...5 more at 0.	11/17	0
28	11/7	vs. Cincinnati	Points in a Half	at Pittsburgh ...2 more at 7.	11/17	7
5	11/7	vs. Cincinnati ...4 more at 5.	Total Touchdowns	at Pittsburgh ...2 more at 2.	11/17	2
77	10/6	at Cincinnati	Total Plays	at Pittsburgh ...3 more at 54.	11/17	54
520	10/6	at Cincinnati	Total Net Yards	at Pittsburgh	11/17	329
30	10/6	at Cincinnati	Total First Downs	at Pittsburgh	11/17	16
16	9/22	at Dallas	First Downs Rushing	at Pittsburgh ...3 more at 5.	11/17	5
18	10/6	at Cincinnati	First Downs Passing	at Dallas	9/22	8
5	11/3	vs. Denver	First Down Penalties	at Dallas	9/22	0
67%	10/6	at Cincinnati	Third Down Efficiency	at Cleveland	10/27	20%
9.4	10/21	at Tampa Bay	Average Yards Per Play	at Pittsburgh ...2 more at 6.1.	11/17	6.1
274	9/22	at Dallas	Total Net Yards Rushing	vs. Cincinnati	11/7	99
45	9/22	at Dallas	Rushing Attempts	at Pittsburgh	11/17	19
8.1	10/21	at Tampa Bay	Rushing Average Yards	vs. Denver	11/3	3.7
3	9/22	at Dallas	Rushing Touchdowns	at Tampa Bay	10/21	0
345	10/6	at Cincinnati	Total Net Yards Passing	vs. Buffalo	9/29	156
42	10/6	at Cincinnati	Passing Attempts	at Dallas	9/22	15
26	10/6	at Cincinnati ...1 more at 26.	Passing Completions	at Dallas	9/22	12
5	10/21	at Tampa Bay	Passing Touchdowns	at Pittsburgh ...4 more at 1.	11/17	1
13.5	11/3	vs. Denver	Passing Yards Average	at Pittsburgh	11/17	5.9
1	11/17	at Pittsburgh ...2 more at 1.	Passes Thrown for Interception	vs. Cincinnati ...7 more at 0.	11/7	0
3	10/27	at Cleveland	Times Sacked	vs. Cincinnati ...1 more at 0.	11/7	0
26	10/27	at Cleveland	Sack Yards Lost	vs. Cincinnati ...1 more at 0.	11/7	0
5	11/7	vs. Cincinnati	Total Punts	vs. Washington	10/13	1
231	11/7	vs. Cincinnati	Total Punt Yards	vs. Washington	10/13	50
56	10/6	at Cincinnati	Punt Gross Average Yards	at Kansas City	9/5	37.5
47	11/7	vs. Cincinnati	Punt Net Average Yards	at Tampa Bay	10/21	30
3	9/29	vs. Buffalo	Punt Returns	vs. Cincinnati ...1 more at 0.	11/7	0
34	9/29	vs. Buffalo	Punt Return Yards	vs. Cincinnati ...1 more at 0.	11/7	0
21.0	11/3	vs. Denver	Punt Return Yards Average	vs. Cincinnati ...1 more at 0.0.	11/7	0.0
6	10/27	at Cleveland	Kickoff Returns	vs. Buffalo ...1 more at 0.	9/29	0
134	10/27	at Cleveland	Kickoff Return Yards	vs. Buffalo ...1 more at 0.	9/29	0
13	9/22	at Dallas	Total Penalties	vs. Washington	10/13	3
109	9/15	vs. Las Vegas	Penalty Yards	at Cincinnati	10/6	21
2	11/17	at Pittsburgh ...4 more at 2.	Total Fumbles	vs. Cincinnati ...3 more at 0.	11/7	0
2	11/17	at Pittsburgh	Fumbles Lost	vs. Cincinnati ...5 more at 0.	11/7	0
36:08	10/13	vs. Washington	Time of Possession	at Pittsburgh	11/17	23:38
3	11/17	at Pittsburgh	Turnovers	vs. Cincinnati ...3 more at 0.	11/7	0
93,566	9/22	at Dallas	Attendance	at Tampa Bay	10/21	64,828

TEAM SUPERLATIVES

HIGH	DATE	OPPONENT	DEFENSIVE CATEGORY	OPPONENT	DATE	LOW
38	10/6	at Cincinnati	Points	vs. Denver	11/3	10
				...1 more at 10.		
21	10/21	at Tampa Bay	Points in a Quarter	vs. Denver	11/3	0
				...5 more at 0.		
23	10/27	at Cleveland	Points in a Half	vs. Denver	11/3	0
5	11/7	vs. Cincinnati	Total Touchdowns	at Pittsburgh	11/17	0
		...1 more at 5.				
78	10/21	at Tampa Bay	Total Plays	at Kansas City	9/5	50
481	10/21	at Tampa Bay	Total Net Yards	vs. Buffalo	9/29	236
28	10/21	at Tampa Bay	Total First Downs	vs. Buffalo	9/29	12
7	11/17	at Pittsburgh	First Downs Rushing	vs. Washington	10/13	1
		...1 more at 7.		...1 more at 1.		
21	11/7	vs. Cincinnati	First Downs Passing	vs. Buffalo	9/29	6
6	9/22	at Dallas	First Down Penalties	at Cleveland	10/27	1
				...3 more at 1.		
65%	10/21	at Tampa Bay	Third Down Efficiency	vs. Buffalo	9/29	23%
7.1	9/5	at Kansas City	Average Yards Per Play	at Pittsburgh	11/17	4.1
				...1 more at 4.1.		
125	10/21	at Tampa Bay	Total Net Yards Rushing	vs. Las Vegas	9/15	27
34	11/17	at Pittsburgh	Rushing Attempts	vs. Cincinnati	11/7	16
				...1 more at 16.		
4.2	10/21	at Tampa Bay	Rushing Average Yards	vs. Las Vegas	9/15	1.6
2	9/5	at Kansas City	Rushing Touchdowns	at Pittsburgh	11/17	0
				...4 more at 0.		
421	11/7	vs. Cincinnati	Total Net Yards Passing	vs. Buffalo	9/29	155
56	11/7	vs. Cincinnati	Passing Attempts	at Kansas City	9/5	28
34	11/7	vs. Cincinnati	Passing Completions	vs. Buffalo	9/29	17
5	10/6	at Cincinnati	Passing Touchdowns	at Pittsburgh	11/17	0
				...1 more at 0.		
9.4	9/5	at Kansas City	Passing Yards Average	at Pittsburgh	11/17	4.5
2	10/21	at Tampa Bay	Passes Thrown for Interception	vs. Cincinnati	11/7	0
				...4 more at 0.		
5	9/15	vs. Las Vegas	QB Sacks	at Cleveland	10/27	2
				...1 more at 2.		
43	9/15	vs. Las Vegas	Sack Yards Lost	vs. Cincinnati	11/7	7
6	9/29	vs. Buffalo	Total Punts	vs. Denver	11/3	2
				...1 more at 2.		
289	9/29	vs. Buffalo	Total Punt Yards	at Tampa Bay	10/21	93
56.5	11/17	at Pittsburgh	Punt Gross Average Yards	vs. Cincinnati	11/7	41.3
49.3	11/17	at Pittsburgh	Punt Net Average Yards	at Kansas City	9/5	33.7
3	10/27	at Cleveland	Punt Returns	at Dallas	9/22	0
		...1 more at 3.		...1 more at 0.		
36	10/27	at Cleveland	Punt Return Yards	vs. Cincinnati	11/7	-4
18.0	11/3	vs. Denver	Punt Return Yards Average	vs. Cincinnati	11/7	-2.0
4	11/3	vs. Denver	Kickoff Returns	at Pittsburgh	11/17	0
				...2 more at 0.		
116	11/3	vs. Denver	Kickoff Return Yards	at Pittsburgh	11/17	0
				...2 more at 0.		
9	11/3	vs. Denver	Total Penalties	vs. Cincinnati	11/7	3
				...1 more at 3.		
75	10/21	at Tampa Bay	Penalty Yards	vs. Las Vegas	9/15	15
3	11/7	vs. Cincinnati	Total Fumbles	at Pittsburgh	11/17	0
				...4 more at 0.		
1	11/7	vs. Cincinnati	Fumbles Lost	at Pittsburgh	11/17	0
		...3 more at 1.		...6 more at 0.		
36:22	11/17	at Pittsburgh	Time of Possession	vs. Washington	10/13	23:52
2	10/21	at Tampa Bay	Turnovers	vs. Washington	10/13	0
93,566	9/22	at Dallas	Attendance	at Tampa Bay	10/21	64,828

INDIVIDUAL SUPERLATIVES

CATEGORY	2024 RAVENS INDIVIDUAL BEST	GAME	DATE	OPPONENT INDIVIDUAL BEST	GAME	DATE
Touchdowns	2 Zay Flowers ...6 more.	vs. DEN	11/03	3 Ja'Marr Chase	vs. CIN	11/07
Passes Attempted	42 Lamar Jackson	at CIN	10/06	56 Joe Burrow	vs. CIN	11/07
Passes Completed	26 Lamar Jackson ...1 more.	at CIN	10/06	34 Joe Burrow	vs. CIN	11/07
Completion Percentage	84.2 Lamar Jackson	vs. DEN	11/03	78.9 Gardner Minshew II	vs. LV	09/15
Passing Yards	348 Lamar Jackson	at CIN	10/06	428 Joe Burrow	vs. CIN	11/07
Yards Per Attempt	14.7 Lamar Jackson	vs. DEN	11/03	10.4 Patrick Mahomes	at KC	09/05
Touchdown Passes	5 Lamar Jackson	at TB	10/21	5 Joe Burrow	at CIN	10/06
Receptions	9 Zay Flowers ...1 more.	vs. WAS	10/13	11 Ja'Marr Chase	vs. CIN	11/07
Receiving Yards	132 Zay Flowers	vs. WAS	10/13	264 Ja'Marr Chase	vs. CIN	11/07
Touchdown Receptions	2 Zay Flowers ...2 more.	vs. DEN	11/03	3 Ja'Marr Chase	vs. CIN	11/07
Rushing Yards	199 Derrick Henry	vs. BUF	09/29	63 Najee Harris	at PIT	11/17
Rushing Attempts	25 Derrick Henry	at DAL	09/22	18 Najee Harris	at PIT	11/17
Rushing Average	11.3 Derrick Henry	at TB	10/21	4.6 Jaylen Warren	at PIT	11/17
Rushing Touchdowns	2 Derrick Henry ...2 more.	vs. DEN	11/03	1 Chase Brown	vs. CIN	11/07
Yards From Scrimmage	209 Derrick Henry	vs. BUF	09/29	264 Ja'Marr Chase	vs. CIN	11/07
Combined Net Yards	209 Derrick Henry	vs. BUF	09/29	264 Ja'Marr Chase	vs. CIN	11/07
Interceptions Made	2 Marlon Humphrey	at TB	10/21	1 Payton Wilson ...3 more.	at PIT	11/17
Interceptions Thrown	1 Lamar Jackson ...2 more.	at PIT	11/17	2 Baker Mayfield	at TB	10/21
INT Return Yards	1 Ar'Darius Washington	vs. DEN	11/03	38 Mike Sainristil	vs. WAS	10/13
Tackles	18 Roquan Smith	at TB	10/21	12 Bobby Wagner ...2 more.	vs. WAS	10/13
Sacks	3.0 Nnamdi Madubuike	vs. CIN	11/07	2.0 Dante Fowler ...1 more.	vs. WAS	10/13
Punts	5 Jordan Stout	vs. CIN	11/07	6 Sam Martin	vs. BUF	09/29
Punts Inside the 20	3 Jordan Stout ...1 more.	vs. BUF	09/29	4 Ryan Rehkow	at CIN	10/06
Punting Average	56.0 Jordan Stout	at CIN	10/06	56.5 Corliss Waitman	at PIT	11/17
Punt Returns	3 Deonte Harty	vs. BUF	09/29	3 Jaelon Darden ...1 more.	at CLE	10/27
Punt Return Yards	34 Deonte Harty	vs. BUF	09/29	36 Jaelon Darden	at CLE	10/27
Kickoff Returns	6 Chris Collier	at CLE	10/27	3 Tremon Smith ...1 more.	vs. DEN	11/03
Kickoff Return Yards	134 Chris Collier	at CLE	10/27	78 Tremon Smith	vs. DEN	11/03
Field Goals Attempted	4 Justin Tucker	vs. LV	09/15	6 Chris Boswell	at PIT	11/17
Field Goals Made	3 Justin Tucker ...1 more.	vs. WAS	10/13	6 Chris Boswell	at PIT	11/17

CATEGORY	2024 RAVENS LONGEST PLAYS	GAME	DATE	OPPONENT INDIVIDUAL	GAME	DATE
Run From Scrimmage	87 Derrick Henry	vs. BUF	09/29	21 Audric Esteime ...1 more.	vs. DEN	11/03
Touchdown Run	87 Derrick Henry	vs. BUF	09/29	21 Xavier Worthy	at KC	09/05
Passing Long	84 Lamar Jackson	vs. CIN	11/07	70 Joe Burrow ...1 more.	vs. CIN	11/07
Touchdown Pass Long	84 Lamar Jackson	vs. CIN	11/07	70 Joe Burrow ...1 more.	vs. CIN	11/07
Longest Reception	84 Tylan Wallace	vs. CIN	11/07	70 Ja'Marr Chase ...1 more.	vs. CIN	11/07
Touchdown Reception	84 Tylan Wallace	vs. CIN	11/07	70 Ja'Marr Chase ...1 more.	vs. CIN	11/07
Interception Return	1 Ar'Darius Washington	vs. DEN	11/03	38 Mike Sainristil	vs. WAS	10/13
Longest Opponent's Fumble Return	8 Kyle Hamilton	vs. BUF	09/29	9 Germaine Pratt	at CIN	10/06
Punt Return	21 Tylan Wallace	vs. DEN	11/03	18 Marvin Mims Jr.	vs. DEN	11/03
Kickoff Return	37 Justice Hill	at TB	10/21	38 Marvin Mims Jr.	vs. DEN	11/03
Punt	70 Jordan Stout	at PIT	11/17	71 Corliss Waitman	at PIT	11/17
Field Goal	56 Justin Tucker	at CIN	10/06	65 Brandon Aubrey	at DAL	09/22
Field Goal Attempt	56 Justin Tucker ...1 more.	at CIN	10/06	65 Brandon Aubrey	at DAL	09/22

TURNOVER TABLE

DATE	OPPONENT	FORCED TURNOVERS			TURNOVERS CONVERTED					OUTCOME	
		FUM	INTS	TOTAL	TD	FG	PTS.	PTS. PCT.	TD PCT.	NET DIFF.	RESULT
09/05	Baltimore	0	1	1	0	1	3	100.0	0.0	0	L
	at Kansas City	1	0	1	0	1	3	100.0	0.0	0	W
09/15	Baltimore	0	1	1	0	0	0	0.0	0.0	0	L
	Las Vegas	0	1	1	1	0	7	100.0	100.0	0	W
09/22	Baltimore	1	0	1	0	0	0	0.0	0.0	+1	W
	at Dallas	0	0	0	0	0	0	0.0	0.0	-1	L
09/29	Baltimore	1	0	1	1	0	7	100.0	100.0	0	W
	Buffalo	1	0	1	0	0	0	0.0	0.0	0	L
10/06	Baltimore	0	1	1	0	1	3	100.0	0.0	0	W
	at Cincinnati	1	0	1	0	0	0	0.0	0.0	0	L
10/13	Baltimore	0	0	0	0	0	0	0.0	0.0	-1	W
	Washington	0	1	1	0	1	3	100.0	0.0	+1	L
10/21	Baltimore	0	2	2	1	1	10	100.0	50.0	+1	W
	at Tampa Bay	1	0	1	1	0	8	100.0	100.0	-1	L
10/27	Baltimore	1	0	1	1	0	7	100.0	100.0	+1	L
	at Cleveland	0	0	0	0	0	0	0.0	0.0	-1	W
11/03	Baltimore	0	1	1	0	0	0	0.0	0.0	+1	W
	Denver	0	0	0	0	0	0	0.0	0.0	-1	L
11/07	Baltimore	1	0	1	1	0	7	100.0	100.0	+1	W
	Cincinnati	0	0	0	0	0	0	0.0	0.0	-1	L
11/17	Baltimore	0	1	1	0	0	0	0.0	0.0	-2	L
	at Pittsburgh	2	1	3	0	3	9	100.0	0.0	+2	W
11/25		--	--	--	--	--	--	--	--	--	--
12/01		--	--	--	--	--	--	--	--	--	--
12/15		--	--	--	--	--	--	--	--	--	--
12/21		--	--	--	--	--	--	--	--	--	--
12/25		--	--	--	--	--	--	--	--	--	--
01/05		--	--	--	--	--	--	--	--	--	--
	RAVENS	4	7	11	4	3	37	63.6	36.4	+2	7-4
	OPPONENTS	6	3	9	2	5	30	77.8	22.2	-2	4-7

INSIDE THE 20

RAVENS																		
Date	Opponent	Pos	TD	PAT	2-Pt.	Miss PAT	FG	FGA	Blk/MFG	INT	Fum	Dwns	Drive Ends			TD%	Score	
													Half	Game	Pts		Pct.	Pts/Poss
09/05	at Kansas City	4	1	1	0	0	2	2	0	0	0	0	0	1	13	25.0	75.0	3.3
09/15	Las Vegas	3	2	2	0	0	1	1	0	0	0	0	0	0	17	66.7	100.0	5.7
09/22	at Dallas	3	3	3	0	0	0	0	0	0	0	0	0	0	21	100.0	100.0	7.0
09/29	Buffalo	4	4	4	0	0	0	0	0	0	0	0	0	0	28	100.0	100.0	7.0
10/06	at Cincinnati	6	5	5	0	0	1	1	0	0	0	0	0	0	38	83.3	100.0	6.3
10/13	Washington	4	3	3	0	0	1	1	0	0	0	0	0	0	24	75.0	100.0	6.0
10/21	at Tampa Bay	5	4	4	0	0	1	1	0	0	0	0	0	0	31	80.0	100.0	6.2
10/27	at Cleveland	4	3	3	0	0	0	0	0	0	0	1	0	0	21	75.0	75.0	5.3
11/03	Denver	6	4	4	0	0	2	2	0	0	0	0	0	0	34	66.7	100.0	5.7
11/07	Cincinnati	4	4	3	1	0	0	0	0	0	0	0	0	0	29	100.0	100.0	7.3
11/17	at Pittsburgh	2	2	1	0	0	0	0	0	0	0	0	0	0	13	100.0	100.0	6.5
11/25	at L.A. Chargers	--	--	--	--	--	--	--	--	--	--	--	--	--	--	--	--	--
12/01	Philadelphia	--	--	--	--	--	--	--	--	--	--	--	--	--	--	--	--	--
12/15	at N.Y. Giants	--	--	--	--	--	--	--	--	--	--	--	--	--	--	--	--	--
12/21	Pittsburgh	--	--	--	--	--	--	--	--	--	--	--	--	--	--	--	--	--
12/25	at Houston	--	--	--	--	--	--	--	--	--	--	--	--	--	--	--	--	--
01/05	Cleveland	--	--	--	--	--	--	--	--	--	--	--	--	--	--	--	--	--
TOTALS		45	35	33	1	0	8	8	0	0	0	1	0	1	269	77.8	95.6	6.0

OPPONENT																		
Date	Opponent	Pos	TD	PAT	2-Pt.	Miss PAT	FG	FGA	Blk/MFG	INT	Fum	Dwns	Drive Ends			TD%	Score	
													Half	Game	Pts		Pct.	Pts/Poss
09/05	at Kansas City	3	1	1	0	0	2	2	0	0	0	0	0	0	13	33.3	100.0	4.3
09/15	Las Vegas	3	2	2	0	0	1	1	0	0	0	0	0	0	17	66.7	100.0	5.7
09/22	at Dallas	4	3	1	0	0	0	0	0	0	1	0	0	0	19	75.0	75.0	4.8
09/29	Buffalo	2	1	1	0	0	0	1	1	0	0	0	0	0	7	50.0	50.0	3.5
10/06	at Cincinnati	3	3	3	0	0	0	0	0	0	0	0	0	0	21	100.0	100.0	7.0
10/13	Washington	3	2	2	0	0	1	1	0	0	0	0	0	0	17	66.7	100.0	5.7
10/21	at Tampa Bay	5	3	1	1	0	1	1	0	1	0	0	0	0	24	60.0	80.0	4.8
10/27	at Cleveland	2	0	0	0	0	2	2	0	0	0	0	0	0	6	0.0	100.0	3.0
11/03	Denver	4	1	1	0	0	1	1	0	0	0	2	0	0	10	25.0	50.0	2.5
11/07	Cincinnati	3	3	2	0	0	0	0	0	0	0	0	0	0	20	100.0	100.0	6.7
11/17	at Pittsburgh	4	0	0	0	0	3	3	0	1	0	0	0	0	9	0.0	75.0	2.3
11/25	at L.A. Chargers	--	--	--	--	--	--	--	--	--	--	--	--	--	--	--	--	--
12/01	Philadelphia	--	--	--	--	--	--	--	--	--	--	--	--	--	--	--	--	--
12/15	at N.Y. Giants	--	--	--	--	--	--	--	--	--	--	--	--	--	--	--	--	--
12/21	Pittsburgh	--	--	--	--	--	--	--	--	--	--	--	--	--	--	--	--	--
12/25	at Houston	--	--	--	--	--	--	--	--	--	--	--	--	--	--	--	--	--
01/05	Cleveland	--	--	--	--	--	--	--	--	--	--	--	--	--	--	--	--	--
TOTALS		36	19	14	1	0	11	12	1	2	1	2	0	0	163	52.8	83.3	4.5

FIRST DOWNS GAINED

2024 : REGULAR SEASON

(AS OF NOV 19, 2024, 11:21 AM PST)

PLAYER	RUSH	REC.	TOTAL	3RD DOWN CONVERSION	4TH DOWN CONVERSION
Derrick Henry	52	5	57	8	1
Zay Flowers	1	34	35	7	0
Lamar Jackson	30	0	30	9	1
Justice Hill	11	14	25	11	0
Rashod Bateman	0	25	25	8	0
Mark Andrews	0	23	23	6	1
Isaiah Likely	0	18	18	2	0
Nelson Agholor	0	9	9	1	0
Charlie Kolar	1	4	5	0	1
Tylan Wallace	0	4	4	2	0
Patrick Ricard	0	1	1	0	0
Team (by penalty)	--	--	23	--	--
2024 TOTALS	95	137	255	54	4

COMPLETIONS BY DISTANCE

2024 REGULAR SEASON

DATE	OPPONENT	QUARTERBACK	LOSS	0-9	10-19	20-29	30-39	40-49	50+
9/5	at Kansas City	Jackson	1	17	6	--	1	1 (1)	--
9/15	Las Vegas	Jackson	--	7 (1)	13	1	--	--	--
9/22	at Dallas	Jackson	--	6	3 (1)	1	1	--	1
9/29	Buffalo	Jackson	1	4 (1)	6 (1)	2	--	--	--
		Johnson	--	1	--	--	--	--	--
10/6	at Cincinnati	Jackson	--	11 (3)	11 (1)	3	--	--	1
10/13	Washington	Jackson	--	5	10 (1)	3	1	1	--
10/21	at Tampa Bay	Jackson	--	7 (2)	6 (2)	2	--	1 (1)	1
10/27	at Cleveland	Jackson	1	9 (1)	7 (1)	6	--	--	--
11/3	Denver	Jackson	--	5 (2)	5	5	--	--	1 (1)
11/7	Cincinnati	Jackson	2	12 (2)	9 (1)	1	--	--	1 (1)
11/17	at Pittsburgh	Jackson	1	6	6 (1)	2	--	1	--
11/25	at L.A. Chargers	--	--	--	--	--	--	--	--
12/1	Philadelphia	--	--	--	--	--	--	--	--
12/15	at N.Y. Giants	--	--	--	--	--	--	--	--
12/21	Pittsburgh	--	--	--	--	--	--	--	--
12/25	at Houston	--	--	--	--	--	--	--	--
1/5	Cleveland	--	--	--	--	--	--	--	--
PLAYER TOTALS		Jackson	6	89 (12)	82 (9)	26	3	4 (2)	5 (2)
		Johnson	--	1	--	--	--	--	--
TEAM TOTALS			6	90 (12)	82 (9)	26	3	4 (2)	5 (2)

REPLAY CHALLENGES

RAVENS

Date	Opp.	Initial Ruling	Ruling Challenged	Ruling
9/15	vs. LV	L.Jackson pass incomplete deep right to Z.Flowers.	Incomplete pass	Upheld
9/15	vs. LV	G.Minshe pass deep left to D.Adams ran ob at BLT 9 for 30 yards.	Pass completion	Upheld
11/3	vs. Den.	J.Williams right end to BLT 43 for 1 yard (B.Stephens; R.Smith).	First down	Reversed - J.Williams right end to BLT 44 for no gain (B.Stephens; R.Smith).
11/7	vs. Cin.	J.Burrow pass short left to M.Gesicki to BLT 2 for 3 yards (K.Hamilton).	Pass completion	Upheld

TOTALS: 1-for-4 (25%)

OPPONENTS

Date	Opp.	Initial Ruling	Ruling Challenged	Ruling
9/22	at Dal.	L.Jackson right end to BLT 32 for 5 yards (C.Carson).	First down	Upheld
9/29	vs. Buf.	L.Jackson pass short right to I.Likely to BUF 45 for 8 yards (Do.Williams).	Pass completion	Reversed - L.Jackson pass incomplete short right to I.Likely.

TOTALS: 1-for-2 (50%)

REPLAY ASSISTANT

Last two minutes of the half and overtime and any touchdown scoring play or turnover

Date	Opp.	Initial Ruling	Ruling Challenged	Ruling
9/5	at KC	L.Jackson pass short middle to I.Likely for 10 yards, TOUCHDOWN.	Pass completion	Reversed - L.Jackson pass incomplete short middle to I.Likely.
10/6	at Cin.	L.Jackson right end for 5 yards, TOUCHDOWN.	Broke the plane	Reversed - L.Jackson right end to CIN 1 for 4 yards (S.Hubbard).
10/21	at TB	L.Jackson FUMBLES (Aborted) at BLT 33, touched at BLT 33, RECOVERED by TB-Z.McCollum at BLT 30. Z.McCollum for 30 yards, TOUCHDOWN.	Down by contact	Reversed - Z.McCollum to BLT 30 for no gain (Z.Flowers).
11/7	vs. Cin.	J.Burrow pass deep left intended for M.Gesicki INTERCEPTED by B.Stephens at BLT -2. Touchback.	Interception	Reversed - J.Burrow pass incomplete short left to M.Gesicki (B.Stephens).
11/7	vs. Cin.	L.Jackson pass deep left intended for M.Andrews INTERCEPTED by C.Taylor-Britt at CIN 43. C.Taylor-Britt ran ob at CIN 43 for no gain.	Interception	Reversed - L.Jackson pass incomplete deep left to M.Andrews (C.Taylor-Britt).
11/7	vs. Cin.	J.Burrow pass short middle to A.Iosivas to CIN 40 for 10 yards (M.Humphrey) [T.Jones].	First down	Upheld
11/17	at Pit.	R.Wilson pass short left to G.Pickens pushed ob at PIT 41 for 5 yards (B.Stephens).	Pass completion	Reversed - R.Wilson pass incomplete short left to G.Pickens (B.Stephens).

TOTALS: 3-for-7 (42.9%)

HARBAUGH CAREER CHALLENGE TOTALS

REGULAR SEASON				
Year	No.	Reversed	Upheld	Pct.
2008	7	3	4	42.9
2009	11	6	5	54.6
2010	9	1	8	11.1
2011	12	8	4	66.7
2012	6	3	3	50.0
2013	12	7	5	58.3
2014	8	1	7	12.5
2015	8	3	5	37.5
2016	5	2	3	40.0
2017	9	5	4	55.6
2018	6	3	3	50.0
2019	6	0	6	0.0
2020	6	3	3	50.0
2021	6	3	3	50.0
2022	7	2	5	28.5
2023	3	1	2	33.3
2024	4	1	3	25.0
Total	125	52	73	41.6

POSTSEASON				
Year	No.	Reversed	Upheld	Pct.
2008	3	2	1	66.7
2009	2	1	1	50.0
2010	0	0	0	0.0
2011	1	0	1	0.0
2012	1	0	1	0.0
2013	--	--	--	--
2014	1	1	0	100.0
2015	--	--	--	--
2016	--	--	--	--
2017	--	--	--	--
2018	1	1	0	100.0
2019	0	0	0	0.0
2020	0	0	0	0.0
2021	--	--	--	--
2022	0	0	0	0.0
2023	1	0	1	0.0
2024				
Total	10	5	5	50.0

TEAM RECORD WHEN...

RAVENS 2024 REGULAR SEASON RECORD WHEN...

CATEGORY	2024 SEASON	ALL-TIME	CATEGORY	2024 SEASON	ALL-TIME
	W-L-T	W-L-T		W-L-T	W-L-T
OVERALL	7-4	263-198-1	IN SEPTEMBER	2-2	60-38
HOME	4-1	158-72-1	IN OCTOBER	3-1	55-57
RAVENS AT M&T BANK STADIUM	4-1	151-64	IN NOVEMBER	2-1	72-46-1
RAVENS ON THE ROAD	3-3	105-126	IN DECEMBER	0-0	70-47
RAVENS OUTDOORS	0-1	235-178-1	IN JANUARY	0-0	6-9
RAVENS INDOORS	1-0	11-16			
			ON SUNDAY NIGHT	1-0	21-14
RAVENS SCORE FIRST	4-2	182-70-1	ON THURSDAY NIGHT	1-1	11-7
OPPONENT SCORES FIRST	3-2	81-128	ON MONDAY NIGHT	1-0	18-13
RAVENS SCORE ON FIRST POSSESSION	3-2	112-57	ON SATURDAY	0-0	5-3
RAVENS SCORE 20 OR MORE POINTS	7-3	210-78			
RAVENS SCORE 19 OR LESS POINTS	0-1	53-120-1	DAY GAMES	4-3	210-163-1
RAVENS ALLOW 20 OR MORE	5-3	70-153	NIGHT GAMES	3-1	53-35
RAVENS ALLOW 19 OR LESS POINTS	2-1	193-45-1			
			VS. AFC NORTH OVERALL	2-2	76-60
RAVENS LEAD AFTER 1ST QUARTER	4-1	156-45-1	VS. AFC NORTH AT HOME	1-0	44-23
RAVENS TRAIL AFTER 1ST QUARTER	2-2	54-106	VS. AFC NORTH ON THE ROAD	1-2	32-37
SCORE TIED AFTER 1ST QUARTER	1-1	53-47			
RAVENS LEAD AT HALFTIME	5-2	205-45-1	VS. AFC	4-4	190-156
RAVENS TRAIL AT HALFTIME	2-2	43-134	VS. AFC EAST	1-0	31-24
SCORE TIED AT HALFTIME	0-0	15-19	VS. AFC SOUTH	0-0	26-20
RAVENS LEAD AFTER 3RD QUARTER	5-1	220-41-1	VS. AFC WEST	1-2	31-24
RAVENS TRAIL AFTER 3RD QUARTER	2-3	36-147			
SCORE TIED AFTER 3RD QUARTER	0-0	7-10	VS. NFC	3-0	73-42-1
GAME GOES TO OVERTIME	1-0	17-17-1	VS. NFC EAST	2-0	19-10-1
			VS. NFC SOUTH	1-0	17-8
RAVENS HAVE + TURNOVER RATIO	4-1	161-28	VS. NFC NORTH	0-0	12-9
RAVENS HAVE - TURNOVER RATIO	1-1	45-127-1	VS. NFC WEST	0-0	22-10
TURNOVER RATIO EVEN	2-2	57-43			
			RAVENS WEARING COLOR RUSH (ALL PURPLE)	1-0	7-2
RAVENS HAVE 30:00+TOP	5-1	191-71-1	RAVENS WEARING BLACK JERSEYS W/ WHITE PANTS	0-0	7-6
RAVENS HAVE LESS THAN 30:00 TOP	2-3	72-127	RAVENS WEARING BLACK JERSEYS W/ BLACK PANTS	1-0	20-6
			RAVENS WEARING BLACK JERSEYS W/ PURPLE PANTS	0-0	4-0
RAVENS HAVE 100-YARD RUSHER	5-1	92-33-1			
RAVENS HAVE 300 NET PASSING YARDS	2-0	28-22			
RAVENS HAVE 300-YARD PASSER	2-0	33-28			
RAVENS HAVE 1 100-YARD RECEIVER	5-2	58-43			
RAVENS HAVE 2 100-YARD RECEIVERS	0-0	3-4			
RAVENS SCORE A KR TD	0-0	5-6			
RAVENS SCORE A PR TD	0-0	13-3			

THE LAST TIME IT HAPPENED

BY RAVENS

BY OPPONENT

RUSHING

* Never Has Happened *	300 YARDS RUSHING	* Never Has Happened *
204 YDs, Ray Rice @ Cleveland, 12/04/11 (211 games since)	200 YARDS RUSHING	* Never Has Happened *
106 YDs, Derrick Henry vs. Denver, 11/03/24 (3 games since)	100 YARDS RUSHING	112 YDs, Najee Harris vs. Pittsburgh, 01/06/24 (12 games since)
106 YDs, Derrick Henry vs. Denver, 11/03/24 (3 games since)	75+ YARD RUSHING	112 YDs, Najee Harris vs. Pittsburgh, 01/06/24 (12 games since)
* Never Has Happened *	FIVE TOUCHDOWNS RUSHING	* Never Has Happened *
* Never Has Happened *	FOUR TOUCHDOWNS RUSHING	* Never Has Happened *
3 TDs, Gus Edwards: (1, 7, 1) @ Arizona, 10/29/23 (21 games since)	THREE TOUCHDOWNS RUSHING	3 TDs, Nick Chubb: (14, 2, 88) vs. Cleveland, 09/29/19 (91 games since)
2 TDs, Derrick Henry: (7, 6) vs. Denver, 11/03/24 (3 games since)	TWO TOUCHDOWNS RUSHING	2 TDs, Josh Jacobs: (2, 15) @ Las Vegas, 09/13/21 (62 games since)
Lamar Jackson: (5, 17)/Gus Edwards: (11, 19) @ Cleveland, 12/14/20 (66 games since)	TWO PLAYERS WITH TWO TD RUSHING	* Never Has Happened *
404 YDs, Baltimore 38, Cincinnati 3 @ Cincinnati, 01/03/21 (63 games since)	OVER 400 YARDS RUSHING (TEAM)	* Never Has Happened *
308 YDs, Baltimore 48, Detroit 3 vs. Detroit, 12/13/09 (242 games since)	300-399 YARDS RUSHING (TEAM)	* Never Has Happened *
244 YDs, Baltimore 41, Tampa Bay 31 @ Tampa Bay, 10/21/24 (5 games since)	200-299 YARDS RUSHING (TEAM)	231 YDs, Chicago 27, Baltimore 24 vs. Chicago, 10/15/17 (121 games since)

BY RAVENS

BY OPPONENT

RECEIVING

108 YDs/104 YDs, Rashod Bateman/Mark Andrews vs. Miami, 09/18/22 (44 games since)	TWO 100-YARD RECEIVERS	126 YDs/113 YDs, George Kittle/Brandon Aiyuk @ San Francisco, 12/25/23 (14 games since)
258 YDs, Qadry Ismail @ Pittsburgh, 12/12/99 (402 games since)	200 YARDS RECEIVING	264 YDs, Ja'Marr Chase vs. Cincinnati, 11/07/24 (2 games since)
186 YDs, Steve Smith vs. Cincinnati, 09/27/15 (156 games since)	150 YARDS RECEIVING	264 YDs, Ja'Marr Chase vs. Cincinnati, 11/07/24 (2 games since)
115 YDs, Tylan Wallace vs. Cincinnati, 11/07/24 (2 games since)	100 YARDS RECEIVING	264 YDs, Ja'Marr Chase vs. Cincinnati, 11/07/24 (2 games since)
* Never Has Happened *	FIVE TOUCHDOWN RECEPTIONS	* Never Has Happened *
4 TDs, Marcus Robinson: (13, 50, 25, 9) vs. Seattle, 11/23/03 (340 games since)	FOUR TOUCHDOWN RECEPTIONS	* Never Has Happened *
3 TDs, Torrey Smith: (74, 41, 18) @ St. Louis, 09/25/11 (220 games since)	THREE TOUCHDOWN RECEPTIONS	3 TDs, Ja'Marr Chase: (67, 70, 5) vs. Cincinnati, 11/07/24 (2 games since)
2 TDs, Zay Flowers: (7, 53) vs. Denver, 11/03/24 (3 games since)	TWO TOUCHDOWN RECEPTIONS	3 TDs, Ja'Marr Chase: (67, 70, 5) vs. Cincinnati, 11/07/24 (2 games since)
Marquise Brown: (43, 5)/Mark Andrews: (5, 4) vs. Indianapolis, 10/11/21 (58 games since)	TWO PLAYERS WITH TWO TD RECEPTIONS	Ja'Marr Chase: (41, 70)/Tee Higgins: (11, 5) @ Cincinnati, 10/06/24 (7 games since)

BY RAVENS

BY OPPONENT

PASSING

* Never Has Happened *	500 YARDS PASSING	525 YDs, Joe Burrow @ Cincinnati, 12/26/21 (48 games since)
442 YDs, Lamar Jackson vs. Indianapolis, 10/11/21 (58 games since)	400 YARDS PASSING	428 YDs, Joe Burrow vs. Cincinnati, 11/07/24 (2 games since)
323 YDs, Lamar Jackson vs. Washington, 10/13/24 (6 games since)	300 YARDS PASSING	428 YDs, Joe Burrow vs. Cincinnati, 11/07/24 (2 games since)
* Never Has Happened *	SEVEN TOUCHDOWN PASSES	7 TDs, Peyton Manning: (24, 23, 28, 5, 2, 26, 78) @ Denver, 09/05/13 (190 games since)

THE LAST TIME IT HAPPENED

* Never Has Happened *

6 TDs, Tua Tagovailoa: (6, 14, 2, 48, 60, 7) vs. Miami, 09/18/22 (44 games since)	SIX TOUCHDOWN PASSES	5 TDs, Lamar Jackson: (9, 18, 49, 4, 13) @ Tampa Bay, 10/21/24 (5 games since)	FIVE TOUCHDOWN PASSES	6 TDs, Joe Burrow: (11, 41, 5, 4, 70) @ Cincinnati, 10/06/24 (7 games since)
4 TDs, Lamar Jackson: (6, 84, 18, 5) vs. Cincinnati, 11/07/24 (2 games since)	FOUR TOUCHDOWN PASSES	4 TDs, Lamar Jackson: (6, 84, 18, 5) vs. Cincinnati, 11/07/24 (2 games since)	THREE TOUCHDOWN PASSES	4 TDs, Joe Burrow: (3, 67, 70, 5) vs. Cincinnati, 11/07/24 (2 games since)
56 ATT., Joe Flacco @ Cleveland, 10/07/18 (106 games since)	50+ PASS ATTEMPTS	56 ATT., Joe Burrow vs. Cincinnati, 11/07/24 (2 games since)	40+ PASS ATTEMPTS	56 ATT., Joe Burrow vs. Cincinnati, 11/07/24 (2 games since)
42 ATT., Lamar Jackson @ Cincinnati, 10/06/24 (7 games since)	40+ PASS ATTEMPTS	4 INTs, Brock Purdy @ San Francisco, 12/25/23 (14 games since)	FOUR INTERCEPTIONS THROWN	4 INTs, Brock Purdy @ San Francisco, 12/25/23 (14 games since)
4 INTs, Lamar Jackson vs. Cleveland, 11/28/21 (52 games since)	THREE INTERCEPTIONS THROWN	4 INTs, Lamar Jackson vs. Cleveland, 11/28/21 (52 games since)	TWO INTERCEPTIONS THROWN	2 INTs, Baker Mayfield @ Tampa Bay, 10/21/24 (5 games since)
2 INTs, Lamar Jackson vs. Cleveland, 11/12/23 (19 games since)	TWO INTERCEPTIONS THROWN			

BY RAVENS	COMBINED YARDS		BY OPPONENT
132 YDs/323 YDs, Derrick Henry/Lamar Jackson vs. Washington, 10/13/24 (6 games since)	100-YARD RUSHER AND 300-YARD PASSER	165 YDs/342 YDs, Nick Chubb/Baker Mayfield vs. Cleveland, 09/29/19 (91 games since)	
132 YDs/323 YDs, Zay Flowers/Lamar Jackson vs. Washington, 10/13/24 (6 games since)	100-YARD RECEIVER AND 300-YARD PASSER	264 YDs/428 YDs, Ja'Marr Chase/Joe Burrow vs. Cincinnati, 11/07/24 (2 games since)	
106 YDs/127 YDs, Derrick Henry/Zay Flowers vs. Denver, 11/03/24 (3 games since)	100-YARD RUSHER AND 100-YARD RECEIVER	103 YDs/126/113 YDs, Christian McCaffrey/George Kittle/Brandon Aiyuk @ San Francisco, 12/25/23 (14 games since)	
132 YDs/323 YDs/132 YDs, Derrick Henry/Lamar Jackson Zay Flowers vs. Washington, 10/13/24 (6 games since)	100-YARD RUSHER, 300-YARD PASSER, 100-YARD RECEIVER	165 YDs/342 YDs/167 YDs, Nick Chubb/Baker Mayfield Jarvis Landry vs. Cleveland, 09/29/19 (91 games since)	

BY RAVENS	DEFENSE		BY OPPONENT
18 YDs, Kyle Hamilton: (14:26) (Shotgun) 4-D.Watson pass short left intended for 85-D.Njoku INTERCEPTED by 14-K.Hamilton at CLV 18. 14-K.Hamilton for 18 yards, TOUCHDOWN. vs. Cleveland, 11/12/23 (19 games since)	INTERCEPTED PASS RETURNED FOR A TOUCHDOWN	34 YDs, Greg Newsome II: (8:24) (Shotgun) 8-L.Jackson pass short right intended for 42-P.Ricard INTERCEPTED by 0-G.Newsome (54-O.Okoronkwo) at BLT 34. 0-G.Newsome for 34 yards, TOUCHDOWN. vs. Cleveland, 11/12/23 (19 games since)	
65 YDs, Chuck Clark: (1:28) (Shotgun) 28-J.Taylor right end to BLT 36 for 9 yards (40-M.Harrison, 24-M.Peters). FUMBLES (24-M.Peters), RECOVERED by BLT-36-C.Clark at BLT 35. 36-C.Clark for 65 yards, TOUCHDOWN. @ Indianapolis, 11/08/20 (71 games since)	FUMBLE RETURNED FOR A TOUCHDOWN	15 YDs, Myles Garrett: (:58) (Shotgun) T.Huntley sacked at BLT 12 for -8 yards (M.Garrett). FUMBLES (M.Garrett), RECOVERED by CLV-M.Garrett at BLT 15. M.Garrett for 15 yards, TOUCHDOWN. @ Cleveland, 12/12/21 (51 games since)	
(2:05) (Shotgun) 10-G.Minschew sacked ob in End Zone for -1 yards, SAFETY. vs. Indianapolis, 09/24/23 (26 games since)	SAFETY SCORED	Sam Hubbard: (5:52) 22-D.Henry right tackle tackled in End Zone for -2 yards, SAFETY (94-S.Hubbard). ** Injury Update: BLT-70-R.Rosengarten has returned to the game. @ Cincinnati, 10/06/24 (7 games since)	
Baltimore 21, Tennessee 0 @ Tennessee, 10/14/18 (105 games since)	SHUTOUT	Tampa Bay 25, Baltimore vs. Tampa Bay, 09/15/02 (366 games since)	
4.0 SK, Peter Boulware vs. Minnesota, 01/07/02 (367 games since)	FOUR SACK GAME	4.0 SK, Antwan Barnes @ San Diego, 12/18/11 (209 games since)	
3.0 SK, Nnamdi Madubuike vs. Cincinnati, 11/07/24 (2 games since)	THREE SACK GAME	3.0 SK, Deatrich Wise Jr. @ New England, 09/25/22 (43 games since)	
2.5 SK, Odafe Oweh @ Pittsburgh, 11/17/24 (1 game since)	TWO SACK GAME	2.0 SK, Dante Fowler vs. Washington, 10/13/24 (6 games since)	

THE LAST TIME IT HAPPENED

89t YDs, Marcus Peters @ Cincinnati, 11/10/19 (86 games since)

70+ YARD INTERCEPTION RETURN

89t YDs, Darqueze Dennard vs. Cincinnati, 12/31/17 (111 games since)

2 INTs, Marlon Humphrey @ Tampa Bay, 10/21/24 (5 games since)

TWO INTERCEPTIONS

2 INTs, Justin Simmons vs. Denver, 12/04/22 (34 games since)

* Never Has Happened *

THREE INTERCEPTIONS

3 INTs, Anthony Henry vs. Cleveland, 11/18/01 (373 games since)

* Never Has Happened *

FOUR INTERCEPTIONS

* Never Has Happened *

94 YDs, Baltimore 16, Pittsburgh 14 @ Pittsburgh, 12/11/22 (33 games since)

LESS THAN 100 NET PASSING YARDS

73 YDs, Baltimore 28, Cleveland 3 @ Cleveland, 10/01/23 (25 games since)

131 YDs, Baltimore 26, Atlanta 16 @ Atlanta, 12/02/18 (99 games since)

LESS THAN 150 YARDS NET OFFENSE

146 YDs, Jacksonville 12, Baltimore 7 @ Jacksonville, 10/24/11 (217 games since)

151 YDs, Baltimore 37, Seattle 3 vs. Seattle, 11/05/23 (20 games since)

LESS THAN 200 YARDS NET OFFENSE

186 YDs, Jacksonville 44, Baltimore 7 @ Jacksonville, 09/24/17 (124 games since)

236 YDs, Baltimore 35, Buffalo 10 vs. Buffalo, 09/29/24 (8 games since)

LESS THAN 300 YARDS NET OFFENSE

224 YDs, Pittsburgh 17, Baltimore 10 vs. Pittsburgh, 01/06/24 (12 games since)

3 TO, Baltimore 56, Miami 19 vs. Miami, 12/31/23 (13 games since)

FORCED THREE+ TURNOVERS

3 TO, Pittsburgh 18, Baltimore 16 @ Pittsburgh, 11/17/24 (1 game since)

BY RAVENS

BY OPPONENT

SPECIAL TEAMS

103 YDs, Devin Duvernay: 7-J.Sanders kicks 68 yards from MIA 35 to BLT -3. 13-D.Duvernay for 103 yards, TOUCHDOWN. vs. Miami, 09/18/22 (44 games since)

KICKOFF RETURNED FOR A TOUCHDOWN

98 YDs, Kene Nwangwu: 9-J.Tucker kicks 63 yards from BLT 35 to MIN 02. 26-K.Nwangwu for 98 yards, TOUCHDOWN. vs. Minnesota, 11/07/21 (55 games since)

76 YDs, Tylan Wallace: (8:07) 42-E.Evans punts 50 yards to BLT 24, Center-47-A.Ward. 16-T.Wallace for 76 yards, TOUCHDOWN. vs. L.A. Rams, 12/10/23 (16 games since)

PUNT RETURNED FOR A TOUCHDOWN

81 YDs, Charlie Jones: (13:31) 11-J.Stout punts 54 yards to CIN 19, Center-69-T.Ott. 15-C.Jones for 81 yards, TOUCHDOWN. @ Cincinnati, 09/17/23 (27 games since)

Brent Urban: (:03) 6-T.Coons 51 yard field goal is BLOCKED (96-B.Urban), Center-47-C.Hughlett, Holder-8-A.Lee, RECOVERED by BLT-33-W.Hill at BLT 36. 33-W.Hill for 64 yards, TOUCHDOWN. @ Cleveland, 11/30/15 (148 games since)

BLOCKED FIELD GOAL RETURNED FOR A TOUCHDOWN

* Never Has Happened *

Javorius Allen: (13:44) (Punt formation) 4-J.Berry punt is BLOCKED by 37-J.Allen, Center-60-G.Warren, RECOVERED by BLT-10-C.Moore at PIT 14. 10-C.Moore for 14 yards, TOUCHDOWN. vs. Pittsburgh, 11/06/16 (135 games since)

BLOCKED PUNT RETURNED FOR A TOUCHDOWN

Tarell Basham: (12:13) (Punt formation) 4-S.Koch punt is BLOCKED by 93-T.Basham, Center-46-M.Cox, RECOVERED by NYJ-49-B.Bello at BLT 14. 49-B.Bello for 14 yards, TOUCHDOWN. vs. N.Y. Jets, 12/12/19 (81 games since)

66 YDs, Justin Tucker: (:03) 9-J.Tucker 66 yard field goal is GOOD, Center-46-N.Moore, Holder-4-S.Koch. @ Detroit, 09/26/21 (60 games since)

MADE FIELD GOAL OF 60 YARDS OR LONGER

65 YDs, Brandon Aubrey: (:06) 17-B.Aubrey 51 yard field goal is GOOD, Center-44-T.Sieg, Holder-5-B.Anger. @ Dallas, 09/22/24 (9 games since)

54 YDs, Justin Tucker: (6:17) 9-J.Tucker 54 yard field goal is GOOD, Center-46-N.Moore, Holder-11-J.Stout. @ Pittsburgh, 11/17/24 (1 game since)

MADE FIELD GOAL OF 50-59 YARDS

57 YDs, Chris Boswell: (10:51) 9-C.Boswell 57 yard field goal is GOOD, Center-46-C.Kuntz, Holder-8-C.Waitman. @ Pittsburgh, 11/17/24 (1 game since)

55 YDs, Justin Tucker: (2:27) 9-J.Tucker 55 yard field goal is BLOCKED (96-J.Elliott), Center-69-T.Ott, Holder-11-J.Stout, RECOVERED by CLV-5-A.Walker at CLV 35. 5-A.Walker pushed ob at BLT 38 for 27 yards (11-J.Stout). vs. Cleveland, 11/12/23 (19 games since)

BLOCKED FIELD GOAL

52 YDs, Austin Seibert: (:05) 3-A.Seibert 52 yard field goal is BLOCKED (66-B.Cleveland), Center-69-T.Ott, Holder-10-T.Way. vs. Washington, 10/13/24 (6 games since)

Jordan Stout: (11:18) 11-J.Stout punt is BLOCKED by 28-M.Killebrew, Center-69-T.Ott, ball out of bounds in End Zone, SAFETY. @ Pittsburgh, 10/08/23 (24 games since)

BLOCKED PUNT

Jordan Berry: (13:44) (Punt formation) 4-J.Berry punt is BLOCKED by 37-J.Allen, Center-60-G.Warren, RECOVERED by BLT-10-C.Moore at PIT 14. 10-C.Moore for 14 yards, TOUCHDOWN. vs. Pittsburgh, 11/06/16 (135 games since)

Justin Tucker: 9-J.Tucker extra point is No Good, Wide Left, Center-46-N.Moore, Holder-11-J.Stout. vs. Cincinnati, 11/07/24 (2 games since)

MISSED POINT AFTER TOUCHDOWN ATTEMPT

Dustin Hopkins: 7-D.Hopkins extra point is No Good, Wide Left, Center-47-C.Hughlett, Holder-13-C.Bojorquez. vs. Cleveland, 11/12/23 (19 games since)

Patrick Murray [Lawrence Guy blocked]: 2-P.Murray extra point is Blocked (93-L.Guy), Center-47-C.Hughlett, Holder-4-B.Colquitt. DEFENSIVE TWO-POINT ATTEMPT. 36-T.Young recovered the blocked kick. ATTEMPT SUCCEEDS. @ Cleveland, 09/18/16 (141 games since)

POINT AFTER TOUCHDOWN ATTEMPT BLOCKED

Justin Tucker [Denico Autry blocked]: 9-J.Tucker extra point is Blocked (96-D.Autry), Center-69-T.Ott, Holder-11-J.Stout. @ Tennessee, 10/15/23 (23 games since)

THE LAST TIME IT HAPPENED

Chuck Clark: 9-J.Tucker kicks inside 6 yards from BLT 35 to BLT 41. RECOVERED by BLT-36-C.Clark. @ Cleveland, 12/12/21 (50 games since)	SUCCESSFUL ONSIDE KICK	Tavierre Thomas: 4-C.McLaughlin kicks inside 13 yards from TB 35 to TB 48. RECOVERED by TB-37-T.Thomas. @ Tampa Bay, 10/21/24 (5 games since)
6 FG, Justin Tucker: (41, 28, 23, 29, 20, 36) @ Tennessee, 10/15/23 (23 games since)	SIX FIELD GOALS	6 FG, Chris Boswell: (32, 52, 32, 57, 27, 50) @ Pittsburgh, 11/17/24 (1 game since)
6 FG, Justin Tucker: (41, 28, 23, 29, 20, 36) @ Tennessee, 10/15/23 (23 games since)	FIVE FIELD GOALS	6 FG, Chris Boswell: (32, 52, 32, 57, 27, 50) @ Pittsburgh, 11/17/24 (1 game since)
6 FG, Justin Tucker: (41, 28, 23, 29, 20, 36) @ Tennessee, 10/15/23 (23 games since)	FOUR FIELD GOALS	6 FG, Chris Boswell: (32, 52, 32, 57, 27, 50) @ Pittsburgh, 11/17/24 (1 game since)
3 FG, Justin Tucker: (45, 32, 39) vs. Washington, 10/13/24 (6 games since)	THREE FIELD GOALS	6 FG, Chris Boswell: (32, 52, 32, 57, 27, 50) @ Pittsburgh, 11/17/24 (1 game since)
70 yds, Jordan Stout @ Pittsburgh, 11/17/24 (1 game since)	70+ YARD PUNT	71 yds, Corliss Waitman @ Pittsburgh, 11/17/24 (1 game since)

BY RAVENS		BY OPPONENT
TEAM/MISCELLANEOUS		
508 YDs, Baltimore 508, Tampa Bay 481 @ Tampa Bay, 10/21/24 (5 games since)	500 TOTAL YARDS OF OFFENSE	547 YDs, Miami 547, Baltimore 473 vs. Miami, 09/18/22 (44 games since)
484 YDs, Baltimore 484, Washington 305 vs. Washington, 10/13/24 (6 games since)	400-499 TOTAL YARDS OF OFFENSE	470 YDs, Cincinnati 470, Baltimore 389 vs. Cincinnati, 11/07/24 (2 games since)
ST: (6:11) (No Huddle, Shotgun) D.Carr sacked at OAK 33 for -5 yards (M.Judon). FUMBLES (M.Judon) [M.Judon], RECOVERED by BLT-T.Suggs at OAK 43. T.Suggs for 43 yards, TOUCHDOWN. Suggs' 3rd career touchdown.DEF: (8:16) L.Jackson left end for 5 yards, TOUCHDOWN.DEF: (11:20) (Shotgun) L.Jackson pass short right to M.Crabtree for 8 yards, TOUCHDOWN.OFF: (13:01) (Punt formation) J.Townsend punts 52 yards to BLT 30, Center-T.Sieg. C.Jones for 70 yards, TOUCHDOWN. vs. Oakland, 11/25/18 (100 games since)	TOUCHDOWN ON OFFENSE, DEFENSE AND SPECIAL TEAMS	* Never Has Happened *
Lamar Jackson: TWO-POINT CONVERSION ATTEMPT. 8-L.Jackson rushes left end. ATTEMPT SUCCEEDS. vs. Cincinnati, 11/07/24 (2 games since)	MADE TWO-POINT CONVERSION	Baker Mayfield: TWO-POINT CONVERSION ATTEMPT. 6-B.Mayfield pass to 17-S.Shepard is complete. ATTEMPT SUCCEEDS. @ Tampa Bay, 10/21/24 (5 games since)
Lamar Jackson: TWO-POINT CONVERSION ATTEMPT. 8-L.Jackson pass is incomplete. ATTEMPT FAILS. @ Pittsburgh, 11/17/24 (1 game since)	FAILED TWO-POINT CONVERSION	Joe Burrow: TWO-POINT CONVERSION ATTEMPT. 9-J.Burrow pass to 87-T.Hudson is incomplete. ATTEMPT FAILS. vs. Cincinnati, 11/07/24 (2 games since)
Baltimore 56, Miami 19 vs. Miami, 12/31/23 (13 games since)	50 POINTS	* Never Has Happened *
Baltimore 41, Denver 10 vs. Denver, 11/03/24 (3 games since)	40 POINTS	Miami 42, Baltimore 38 vs. Miami, 09/18/22 (44 games since)
Baltimore 41, Cincinnati 38 @ Cincinnati, 10/06/24 (7 games since)	OVERTIME WIN	Indianapolis 22, Baltimore 19 vs. Indianapolis, 09/24/23 (26 games since)
Indianapolis 22, Baltimore 19 vs. Indianapolis, 09/24/23 (26 games since)	OVERTIME LOSS	Baltimore 41, Cincinnati 38 @ Cincinnati, 10/06/24 (7 games since)
Baltimore 10, Philadelphia 10 vs. Philadelphia, 11/16/97 (436 games since)	OVERTIME TIE	Baltimore 10, Philadelphia 10 vs. Philadelphia, 11/16/97 (436 games since)
0 TO, Baltimore 35, Cincinnati 34 vs. Cincinnati, 11/07/24 (2 games since)	NO TURNOVERS	0 TO, Baltimore 30, Washington 23 vs. Washington, 10/13/24 (6 games since)
40:04 TOP, Baltimore 37, Seattle 3 vs. Seattle, 11/05/23 (20 games since)	OVER 40:00 TIME OF POSSESSION (NON-OT)	40:03 TOP, Baltimore 31, Dallas 29 vs. Dallas, 10/14/12 (201 games since)
Baltimore 41, Denver 10 vs. Denver, 11/03/24 (3 games since)	WON GAME BY 20+ POINTS	Cincinnati 41, Baltimore 21 @ Cincinnati, 12/26/21 (48 games since)



GAME 1: RAVENS 20, CHIEFS 27

Baltimore (0-1) • Kansas City (1-0)

Thursday, September 5, 2024 • 8:20 PM EDT • GEHA Field at Arrowhead Stadium • Kansas City

Temp: 67° F, Humidity: 53%, Wind: NE 8 mph • Attendance: 73,611 • Time: 3:10



Baltimore Ravens	7	3	0	10	—	20
Kansas City Chiefs	7	6	7	7	—	27

SCORING DRIVES

TEAM	QTR	TIME	SCORING PLAY	BAL	KC
Ravens	1	08:14	D.Henry 5 yd. run (J.Tucker kick) (11-70, 6:46)	7	0
Chiefs	1	05:55	X.Worthy 21 yd. run (H.Butker kick) (5-67, 2:19)	7	7
Chiefs	2	13:37	H.Butker 32 yd. Field Goal (4-1, 1:07)	7	10
Chiefs	2	05:44	H.Butker 31 yd. Field Goal (8-38, 3:55)	7	13
Ravens	2	00:03	J.Tucker 25 yd. Field Goal (10-44, 1:41)	10	13
Chiefs	3	11:28	I.Pacheco 1 yd. run (H.Butker kick) (6-81, 3:32)	10	20
Ravens	4	14:47	I.Likely 49 yd. pass from L.Jackson (J.Tucker kick) (7-80, 3:50)	17	20
Chiefs	4	10:25	X.Worthy 35 yd. pass from P.Mahomes (H.Butker kick) (8-70, 4:22)	17	27
Ravens	4	04:54	J.Tucker 32 yd. Field Goal (13-56, 5:31)	20	27

KANSAS CITY CHIEFS (HEAD COACH: ANDY REID)

OFFENSE			DEFENSE		
QB	15	P. Mahomes	DE	51	M. Danna
RB	10	I. Pacheco	DE	56	G. Karlaftis
TE	87	T. Kelce	DT	95	C. Jones
WR	4	R. Rice	LB	32	N. Bolton
WR	1	X. Worthy	LB	23	D. Tranquill
WR	9	J. Smith-Schuster	LB	54	L. Chenal
LT	76	K. Suamataia	CB	22	T. McDuffie
LG	62	J. Thuney	CB	35	J. Watson
C	52	C. Humphrey	S	6	B. Cook
RG	65	T. Smith	S	20	J. Reid
RT	74	J. Taylor	NT	69	M. Pennel

BALTIMORE RAVENS (HEAD COACH: JOHN HARBAUGH)

OFFENSE			DEFENSE		
WR	4	Z. Flowers	DT	92	N. Madubuiké
WR	7	R. Bateman	DE	98	T. Jones
LT	79	R. Stanley	OLB	53	K. Van Noy
LG	72	A. Vorhees	MLB	0	R. Smith
C	64	T. Linderbaum	WLB	23	T. Simpson
RG	77	D. Faalele	OLB	99	O. Oweh
RT	65	P. Mekari	CB	44	M. Humphrey
TE	89	M. Andrews	SS	14	K. Hamilton
TE	80	I. Likely	FS	32	M. Williams
QB	8	L. Jackson	CB	21	B. Stephens
RB	22	D. Henry	DB	5	J. Armour-Davis

OFFICIALS: Referee: Shawn Hochuli (83), **Umpire:** Terry Killens Jr. (77), **Down Judge:** Patrick Holt (106), **Line Judge:** Tim Podraza (47), **Field Judge:** Jason Ledet (72), **Side Judge:** Jim Quirk (5), **Back Judge:** Jimmy Russell (82), **Replay Official:** James Nicholson, **Replay Assistant:** Adam Choate

BALTIMORE RAVENS

PASSING	ATT	CP	YDS	SK/YD	TD	LG	INT	RTG
Lamar Jackson	41	26	273	1/6	1	49t	0	90.8
TOTAL	41	26	273	1/6	1	49T	0	90.8

RUSHING	ATT	YDS	AVG	LG	TD
Lamar Jackson	16	122	7.6	16	0
Derrick Henry	13	46	3.5	9	1
Zay Flowers	2	14	7.0	8	0
Justice Hill	1	3	3.0	3	0
TOTAL	32	185	5.8	16	1

RECEIVING	NO	YDS	AVG	LG	TD
Isaiah Likely	9	111	12.3	49t	1
Justice Hill	6	52	8.7	18	0
Zay Flowers	6	37	6.2	19	0
Rashod Bateman	2	53	26.5	38	0
Mark Andrews	2	14	7.0	11	0
Nelson Agholor	1	6	6.0	6	0
TOTAL	26	273	10.5	49T	1

TOP DEFENSE	TOT	SOLO	AST	SCK	YDS	INT
Roquan Smith	7	4	3	0.0	0.0	1
Marcus Williams	6	5	1	0.0	0.0	0
Trenton Simpson	5	2	3	0.5	0.0	0

FIELD GOALS	FGM/FGA	PERCENT	RESULTS
Justin Tucker	2-3	66.7	53WL, 25G, 32G
TOTAL	2-3	66.0	

GAME HIGHLIGHTS

- Baltimore dropped its first game of the season for just the fifth time under head coach **John Harbaugh** (since 2008), also doing so from 2013-15 and in 2021. In all but the 2015 season, Baltimore followed up its Week 1 loss with a Week 2 victory.
- QB Lamar Jackson** recorded his fourth-ever game with 250 passing yards and 100 rushing yards, breaking a tie with QB Cam Newton for the most such performances in NFL history.
- Jackson's 122 rushing yards mark the most by a QB in Week 1 in NFL history, surpassing QB Michael Vick's previous record of 103 rushing yards to open the 2010 campaign.
- TE Isaiah Likely** posted team and career highs in receptions (9) and receiving yards (111), while registering a 49-yard TD grab to bring the game within 3 points in the fourth quarter. It marked the second-longest score of his career (54-yard TD on 12/10/23 vs. LAR).
- Baltimore posted 2 sacks – 1 by OLB David Ojabo and a split-sack by **DT Nnamdi Madubuiké** and **ILB Trenton Simpson** – and an INT by **ILB Roquan Smith**.
- Baltimore has now posted a sack in 39 consecutive games, marking the NFL's longest active streak. It also marks the longest streak in Ravens history.

KANSAS CITY CHIEFS

PASSING	ATT	CP	YDS	SK/YD	TD	LG	INT	RTG
Patrick Mahomes	28	20	291	2/10	1	35t	1	101.9
TOTAL	28	20	291	2/10	1	35T	1	101.9

RUSHING	ATT	YDS	AVG	LG	TD
Isiah Pacheco	15	45	3.0	5	1
Xavier Worthy	1	21	21.0	21t	1
Patrick Mahomes	2	3	1.5	4	0
Carson Steele	2	3	1.5	5	0
TOTAL	20	72	3.6	21T	2

RECEIVING	NO	YDS	AVG	LG	TD
Rashee Rice	7	103	14.7	33	0
Noah Gray	3	37	12.3	13	0
Travis Kelce	3	34	11.3	23	0
Xavier Worthy	2	47	23.5	35t	1
Isiah Pacheco	2	33	16.5	23	0
Justin Watson	1	25	25.0	25	0
Samaje Perine	1	10	10.0	10	0
Patrick Mahomes	1	2	2.0	2	0
TOTAL	20	291	14.6	35T	1

TOP DEFENSE	TOT	SOLO	AST	SCK	YDS	INT
Jaylen Watson	11	7	4	0.0	0.0	0
Justin Reid	9	8	1	0.0	0.0	0
Nick Bolton	7	3	4	0.0	0.0	0

FIELD GOALS	FGM/FGA	PERCENT	RESULTS
Harrison Butker	2-2	100.0	32G, 31G
TOTAL	2-2	100.0	

Team Statistics

	Ravens	Chiefs
First Downs	25	21
3rd-Down Eff. (Made/Att/Pct)	7/14/50%	4/9/44%
4th-Down Eff. (Made/Att/Pct)	1/2/50%	0/0/0%
Total Net Yards	452	353
Total Plays	74	50
Yards Per Play	6.1	7.1
Rushes/Net Yards	32/185	20/72
Net Passing	267	281
Pass Attempts/Completions	41/26	28/20
Had Intercepted	0	1
Sacked/Yards Lost	1/6	2/10
Punts/Average	2/37.5	3/48.0
Penalties/Yards	7/64	6/45
Fumbles/Lost	1/1	0/0
Possession Time	33:43	26:17



GAME 2: RAIDERS 26, RAVENS 23

Las Vegas (1-1) • Baltimore (0-2)

Sunday, September 15, 2024 • 1:00 PM EDT • M&T Bank Stadium • Baltimore

Clear Temp: 78° F, Humidity: 52%, Wind: E 10 mph • Attendance: 70,762 • Time: 3:22



Las Vegas Raiders	0	6	7	13	—	26
Baltimore Ravens	3	6	7	7	—	23

SCORING DRIVES

TEAM	QTR	TIME	SCORING PLAY	LV	BAL
Ravens	1	08:29	J.Tucker 48 yd. Field Goal (7-25, 4:10)	0	3
Raiders	2	09:19	D.Carlson 53 yd. Field Goal (8-37, 4:47)	3	3
Ravens	2	06:00	J.Tucker 42 yd. Field Goal (8-45, 3:19)	3	6
Raiders	2	01:37	D.Carlson 51 yd. Field Goal (5-21, 0:48)	6	6
Ravens	2	00:03	J.Tucker 32 yd. Field Goal (10-56, 1:34)	6	9
Ravens	3	11:42	Z.Flowers 8 yd. pass from L.Jackson (J.Tucker kick) (6-70, 3:18)	6	16
Raiders	3	02:36	A.Mattison 1 yd. run (D.Carlson kick) (7-46, 3:32)	13	16
Ravens	4	12:11	D.Henry 3 yd. run (J.Tucker kick) (9-76, 5:25)	13	23
Raiders	4	09:21	D.Carlson 25 yd. Field Goal (7-64, 2:50)	16	23
Raiders	4	03:54	D.Adams 1 yd. pass from G.Minshew (D.Carlson kick) (9-70, 3:42)	23	23
Raiders	4	00:27	D.Carlson 38 yd. Field Goal (6-23, 1:54)	26	23

LAS VEGAS RAIDERS (HEAD COACH: ANTONIO PIERCE)

OFFENSE			DEFENSE		
WR	11	T. Tucker	DE	98	M. Crosby
LT	74	K. Miller	DT	69	A. Butler
LG	75	A. Peat	DT	##	C. Wilkins
C	68	A. James	DT	95	J. Jenkins
RG	66	D. Parham	DE	49	C. Snowden
RT	77	T. Munford Jr.	LB	5	D. Deablo
TE	89	B. Bowers	LB	41	R. Spillane
WR	17	D. Adams	CB	18	J. Jones
WR	16	J. Meyers	CB	39	N. Hobbs
QB	15	G. Minshew II	S	7	T. Moehrig
RB	3	Z. White	S	1	M. Epps

BALTIMORE RAVENS (HEAD COACH: JOHN HARBAUGH)

OFFENSE			DEFENSE		
WR	15	N. Agholor	DT	92	N. Madubuike
LT	79	R. Stanley	DE	98	T. Jones
LG	72	A. Vorhees	OLB	53	K. Van Noy
C	64	T. Linderbaum	MLB	0	R. Smith
RG	77	D. Faalele	WLB	23	T. Simpson
RT	65	P. Mekari	OLB	99	O. Oweh
TE	88	C. Kolar	CB	44	M. Humphrey
TE	80	I. Likely	SS	14	K. Hamilton
QB	8	L. Jackson	FS	32	M. Williams
RB	22	D. Henry	CB	21	B. Stephens
FB	42	P. Ricard	DB	39	E. Jackson

OFFICIALS: Referee: Tra Blake (3), Umpire: Carl Paganelli (124), Down Judge: Patrick Turner (13), Line Judge: Thomas Eaton (87), Field Judge: Mearl Robinson (31), Side Judge: Don Willard (58), Replay Official: Tyler Cerimeli

LAS VEGAS RAIDERS

PASSING	ATT	CP	YDS	SK/YD	TD	LG	INT	RTG
Gardner Minshew II	38	30	276	5/43	1	30	1	94.7
TOTAL	38	30	276	5/43	1	30	1	94.7

RUSHING	ATT	YDS	AVG	LG	TD
Zamir White	9	24	2.7	8	0
DJ Turner	1	2	2.0	2	0
Alexander Mattison	4	1	0.3	3	1
Ameer Abdullah	2	1	0.5	4	0
Gardner Minshew II	1	-1	-1.0	-1	0
TOTAL	17	27	1.6	8	1

RECEIVING	NO	YDS	AVG	LG	TD
Davante Adams	9	110	12.2	30	1
Brock Bowers	9	98	10.9	27	0
Jakobi Meyers	4	29	7.3	13	0
Zamir White	3	14	4.7	11	0
Tre Tucker	2	13	6.5	7	0
Ameer Abdullah	2	1	0.5	1	0
Michael Mayer	1	11	11.0	11	0
TOTAL	30	276	9.2	30	1

TOP DEFENSE	TOT	SOLO	AST	SCK	YDS	INT
Robert Spillane	11	8	3	0.0	0.0	1
Maxx Crosby	6	5	1	2.0	15.0	0
Divine Deablo	6	5	1	0.0	0.0	0

FIELD GOALS	FGM/FGA	PERCENT	RESULTS
Daniel Carlson	4-4	100.0	53G, 51G, 25G, 38G
TOTAL	4-4	100.0	

BALTIMORE RAVENS

PASSING	ATT	CP	YDS	SK/YD	TD	LG	INT	RTG
Lamar Jackson	34	21	247	2/15	1	21	1	81.4
TOTAL	34	21	247	2/15	1	21	1	81.4

RUSHING	ATT	YDS	AVG	LG	TD
Derrick Henry	18	84	4.7	29	1
Lamar Jackson	5	45	9.0	25	0
Justice Hill	4	22	5.5	14	0
TOTAL	27	151	5.6	29	1

RECEIVING	NO	YDS	AVG	LG	TD
Zay Flowers	7	91	13.0	21	1
Mark Andrews	4	51	12.8	16	0
Rashod Bateman	3	40	13.3	18	0
Isaiah Likely	2	26	13.0	15	0
Justice Hill	2	10	5.0	7	0
Nelson Agholor	1	13	13.0	13	0
Derrick Henry	1	12	12.0	12	0
Charlie Kolar	1	4	4.0	4	0
TOTAL	21	247	11.8	21	1

TOP DEFENSE	TOT	SOLO	AST	SCK	YDS	INT
Roquan Smith	11	4	7	0.0	0.0	0
Marlon Humphrey	10	8	2	0.0	0.0	1
Kyle Hamilton	6	5	1	0.0	0.0	0

FIELD GOALS	FGM/FGA	PERCENT	RESULTS
Justin Tucker	3-4	75.0	48G, 42G, 56WL, 32G
TOTAL	3-4	75.0	

GAME HIGHLIGHTS

- **OLB Odafe Oweh** tallied 5 tackles, 2.5 sacks and 1 FF, marking the first multi-sack game of his career.
- The Ravens' 5 total sacks were their most in a game since 11/16/23 vs. Cincinnati. Under head coach John Harbaugh (since 2008), Baltimore has recorded 5+ sacks in a game 32 times, posting a 28-4 record in those contents.
- **OLB Kyle Van Noy** tallied 3 tackles, 2 sacks and 3 QB hits. It marked his eighth-career game with 2+ sacks, including his third as a Raven (also 11/5/23 vs. Sea. & 10/22/23 vs. Det.).
- **CB Marlon Humphrey** recorded a career-high 10 tackles (8 solo), surpassing his previous high of 9 on 10/4/20 at Washington. Humphrey also recorded 1 INT, his second in the past four regular season games dating back to last season (12/25/23 at SF).
- With his 92nd-career rushing TD, **RB Derrick Henry** surpassed Pro Football HOFers Jerome Bettis and Franco Harris for the 11th-most rushing TDs in NFL history.
- Baltimore has now started 0-2 for just the second time (2015) during head coach John Harbaugh's 17 seasons at the helm.

Team Statistics

	Raiders	Ravens
First Downs	18	21
3rd-Down Eff. (Made/Att/Pct)	4/12/33%	3/11/27%
4th-Down Eff. (Made/Att/Pct)	0/1/0%	1/1/100%
Total Net Yards	260	383
Total Plays	60	63
Yards Per Play	4.3	6.1
Rushes/Net Yards	17/27	27/151
Net Passing	233	232
Pass Attempts/Completions	38/30	34/21
Had Intercepted	1	1
Sacked/Yards Lost	5/43	2/15
Punts/Average	3/42.7	4/43.3
Penalties/Yards	3/15	11/109
Fumbles/Lost	1/0	0/0
Possession Time	30:43	29:17



GAME 3: RAVENS 28, COWBOYS 25

Baltimore (1-2) • Dallas (1-2)

Sunday, September 22, 2024 • 4:25 PM EDT • AT&T Stadium • Dallas

Indoors • Attendance: 93,566 • Time: 3:14



Baltimore Ravens	14	7	7	0	—	28
Dallas Cowboys	3	3	0	19	—	25

SCORING DRIVES

TEAM	QTR	TIME	SCORING PLAY	BAL	DAL
Ravens	1	09:36	L.Jackson 9 yd. run (J.Tucker kick) (5-71, 2:27)	7	0
Cowboys	1	06:33	B.Aubrey 65 yd. Field Goal (7-24, 3:03)	7	3
Ravens	1	02:41	D.Henry 1 yd. run (J.Tucker kick) (7-70, 3:52)	14	3
Ravens	2	00:25	R.Bateman 13 yd. pass from L.Jackson (J.Tucker kick) (8-88, 2:42)	21	3
Cowboys	2	00:02	B.Aubrey 51 yd. Field Goal (3-37, 0:23)	21	6
Ravens	3	11:58	D.Henry 26 yd. run (J.Tucker kick) (5-70, 3:02)	28	6
Cowboys	4	08:53	D.Prescott 1 yd. run (pass failed) (6-64, 1:48)	28	12
Cowboys	4	07:07	J.Tolbert 15 yd. pass from D.Prescott (pass failed) (7-56, 1:46)	28	18
Cowboys	4	02:53	K.Turpin 16 yd. pass from D.Prescott (B.Aubrey kick) (11-91, 2:33)	28	25

DALLAS COWBOYS (HEAD COACH: MIKE MCCARTHY)

OFFENSE			DEFENSE		
WR	3	B. Cooks	DE	11	M. Parsons
LT	60	T. Guyton	DT	58	M. Smith
LG	73	T. Smith	DT	97	O. Odighizuwa
C	56	C. Beebe	DE	90	D. Lawrence
RG	70	Z. Martin	LB	50	E. Kendricks
RT	78	T. Steele	LB	13	D. Overshown
TE	87	J. Ferguson	CB	7	T. Diggs
QB	4	D. Prescott	NCB	2	J. Lewis
RB	23	R. Dowdle	CB	21	C. Carson
WR	1	J. Tolbert	S	6	D. Wilson
WR	88	C. Lamb	S	28	M. Hooker

BALTIMORE RAVENS (HEAD COACH: JOHN HARBAUGH)

OFFENSE			DEFENSE		
WR	4	Z. Flowers	DT	92	N. Madubuike
WR	15	N. Agholor	DE	98	T. Jones
WR	7	R. Bateman	OLB	53	K. Van Noy
LT	79	R. Stanley	MLB	0	R. Smith
LG	72	A. Vorhees	WLB	23	T. Simpson
C	64	T. Linderbaum	OLB	99	O. Oweh
RG	77	D. Faalele	CB	44	M. Humphrey
RT	65	P. Mekari	SS	14	K. Hamilton
TE	80	I. Likely	FS	32	M. Williams
QB	8	L. Jackson	CB	21	B. Stephens
RB	22	D. Henry	DB	2	N. Wiggins

OFFICIALS: Referee: Ronald Torbert (62), Umpire: Barry Anderson (20), Down Judge: Frank LeBlanc (44), Line Judge: Brian Bolinger (40), Field Judge: Ryan Dickson (25), Side Judge: Keith Washington (7), Back Judge: Tony Josselyn (67), Replay Official: Mike Chase

BALTIMORE RAVENS

PASSING	ATT	CP	YDS	SK/YD	TD	LG	INT	RTG
Lamar Jackson	15	12	182	0/0	1	56	0	139.4
TOTAL	15	12	182	0/0	1	56	0	139.4

RUSHING	ATT	YDS	AVG	LG	TD
Derrick Henry	25	151	6.0	29	2
Lamar Jackson	14	87	6.2	16	1
Justice Hill	5	33	6.6	17	0
Zay Flowers	1	3	3.0	3	0
TOTAL	45	274	6.1	29	3

RECEIVING	NO	YDS	AVG	LG	TD
Rashod Bateman	3	28	9.3	13t	1
Zay Flowers	3	20	6.7	9	0
Justice Hill	2	21	10.5	13	0
Nelson Agholor	1	56	56.0	56	0
Charlie Kolar	1	30	30.0	30	0
Derrick Henry	1	23	23.0	23	0
Isaiah Likely	1	4	4.0	4	0
TOTAL	12	182	15.2	56	1

TOP DEFENSE	TOT	SOLO	AST	SCK	YDS	INT
Kyle Hamilton	12	7	5	0.0	0.0	0
Rouan Smith	11	7	4	0.0	0.0	0
Brandon Stephens	5	5	0	0.0	0.0	0

FIELD GOALS	FGM/FGA	PERCENT	RESULTS
Justin Tucker	0-1	0.0	46WL
TOTAL	0-1	0.0	

DALLAS COWBOYS

PASSING	ATT	CP	YDS	SK/YD	TD	LG	INT	RTG
Dak Prescott	51	28	379	3/18	2	31	0	91.9
TOTAL	51	28	379	3/18	2	31	0	91.9

RUSHING	ATT	YDS	AVG	LG	TD
Rico Dowdle	8	32	4.0	6	0
Dak Prescott	2	7	3.5	6	1
Ezekiel Elliott	3	6	2.0	4	0
Deuce Vaughn	2	5	2.5	4	0
KaVontae Turpin	1	1	1.0	1	0
TOTAL	16	51	3.2	6	1

RECEIVING	NO	YDS	AVG	LG	TD
Jake Ferguson	6	95	15.8	26	0
CeeDee Lamb	4	67	16.8	31	0
KaVontae Turpin	3	51	17.0	23	1
Jalen Tolbert	3	42	14.0	19	1
Rico Dowdle	3	24	8.0	18	0
Hunter Luepke	2	41	20.5	24	0
Brandin Cooks	2	16	8.0	9	0
Jalen Brooks	1	24	24.0	24	0
Deuce Vaughn	1	8	8.0	8	0
Ezekiel Elliott	1	6	6.0	6	0
Luke Schoonmaker	1	5	5.0	5	0
Tyler Smith	1	0	0.0	0	0
TOTAL	28	379	13.5	31	2

TOP DEFENSE	TOT	SOLO	AST	SCK	YDS	INT
Eric Kendricks	12	6	6	0.0	0.0	0
Donovan Wilson	8	1	7	0.0	0.0	0
Caelen Carson	7	6	1	0.0	0.0	0

FIELD GOALS	FGM/FGA	PERCENT	RESULTS
Brandon Aubrey	2-2	100.0	65G, 51G
TOTAL	2-2	100.0	

GAME HIGHLIGHTS

- The Ravens posted 274 rushing yards and 3 TDs on 45 attempts (6.1 ypc). Baltimore's 274-yard rushing output marks the 10th-most rushing yards in single-game franchise history.
- RB Derrick Henry** has posted at least 150 rushing yards and multiple rushing TDs in 12 games, tying Hall of Famer LaDainian Tomlinson for the second-most such performances in NFL history. Only Hall of Famer Jim Brown (13) has accomplished this feat on more occasions.
- S Kyle Hamilton** posted a career-high and team-best 12 tackles (7 solo), while **OLB Kyle Van Noy** posted his second-straight game with multiple sacks.
- With **QB Lamar Jackson** as the Ravens starter, Baltimore is 21-1 against the NFC.
- Jackson** and **Henry** teamed to form the second duo in Ravens history to register at least 80 yards and 1 rushing TD in a single game. RB Willis McGahee and FB Le'Ron McClain teamed to form the franchise's first-such duo on 12/20/08 vs. Dallas.

Team Statistics

	Ravens	Cowboys
First Downs	24	26
3rd-Down Eff. (Made/Att/Pct)	4/9/44%	7/13/54%
4th-Down Eff. (Made/Att/Pct)	0/0/0%	0/1/0%
Total Net Yards	456	412
Total Plays	60	70
Yards Per Play	7.6	5.9
Rushes/Net Yards	45/274	16/51
Net Passing	182	361
Pass Attempts/Completions	15/12	51/28
Had Intercepted	0	0
Sacked/Yards Lost	0/0	3/18
Punts/Average	4/42.8	4/52.3
Penalties/Yards	13/105	6/44
Fumbles/Lost	0/0	2/1
Possession Time	34:45	25:15



GAME 4: BILLS 10, RAVENS 35

Buffalo (3-1) • Baltimore (2-2)

Sunday, September 29, 2024 • 8:20 PM EDT • M&T Bank Stadium • Baltimore
Cloudy Temp: 68° F, Humidity: 89%, Wind: NE 8 mph • Attendance: 70,636 • Time: 2:55



Buffalo Bills	3	0	7	0	—	10
Baltimore Ravens	7	14	7	7	—	35

SCORING DRIVES

TEAM	QTR	TIME	SCORING PLAY	BUF	BAL
Ravens	1	10:50	D.Henry 87 yd. run (J.Tucker kick) (1-87, 0:12)	0	7
Bills	1	04:34	T.Bass 50 yd. Field Goal (11-38, 6:16)	3	7
Ravens	2	14:55	D.Henry 5 yd. pass from L.Jackson (J.Tucker kick) (9-70, 4:39)	3	14
Ravens	2	07:34	J.Hill 19 yd. pass from L.Jackson (J.Tucker kick) (10-81, 5:16)	3	21
Bills	3	11:26	Ty.Johnson 3 yd. run (T.Bass kick) (4-60, 2:27)	10	21
Ravens	3	02:45	L.Jackson 9 yd. run (J.Tucker kick) (6-59, 3:35)	10	28
Ravens	4	11:23	P.Ricard fumble recovery in end zone (J.Tucker kick) (6-62, 3:32)	10	35

BUFFALO BILLS (HEAD COACH: SEAN MCDERMOTT)

OFFENSE			DEFENSE		
WR	10	K. Shakir	EDGE	50	G. Rousseau
WR	13	M. Hollins	DT	92	D. Jones
TE	86	D. Kincaid	DT	91	E. Oliver
LT	73	D. Dawkins	DE	57	A. Epenesa
LG	76	D. Edwards	DE	57	A. Epenesa
C	66	C. McGovern	WLB	42	D. Williams
RG	64	O. Torrence	MLB	54	B. Spector
RT	79	S. Brown	NCB	39	C. Lewis
WR	0	K. Coleman	CB	31	R. Douglas
QB	17	J. Allen	CB	47	C. Benford
RB	4	J. Cook	S	3	D. Hamlin
			S	9	T. Rapp

BALTIMORE RAVENS (HEAD COACH: JOHN HARBAUGH)

OFFENSE			DEFENSE		
WR	4	Z. Flowers	DT	92	N. Maduibeke
WR	7	R. Bateman	DE	98	T. Jones
LT	79	R. Stanley	OLB	53	K. Van Noy
LG	65	P. Mekari	MLB	0	R. Smith
C	64	T. Linderbaum	WLB	23	T. Simpson
RG	77	D. Faalele	OLB	99	O. Oweh
RT	70	R. Rosengarten	CB	44	M. Humphrey
TE	89	M. Andrews	SS	14	K. Hamilton
QB	8	L. Jackson	FS	32	M. Williams
RB	22	D. Henry	CB	21	B. Stephens
FB	42	P. Ricard	DB	2	N. Wiggins

OFFICIALS: Referee: Alan Eck (76), Umpire: Tab Slaughter (110), Down Judge: Derick Bowers (74), Back Judge: Greg Meyer (78), Field Judge: John Jenkins (117), Side Judge: Dale Shaw (104), Replay Assistant: Joe Wollan, Line Judge: Derek Anderson (66)

BUFFALO BILLS

PASSING	ATT	CP	YDS	SK/YD	TD	LG	INT	RTG
Josh Allen	29	16	180	3/27	0	52	0	73.9
Mitchell Trubisky	2	1	2	0/0	0	2	0	56.2
TOTAL	31	17	182	3/27	0	52	0	72.2

RUSHING	ATT	YDS	AVG	LG	TD
James Cook	9	39	4.3	8	0
Josh Allen	5	21	4.2	8	0
Ray Davis	7	11	1.6	7	0
Curtis Samuel	1	7	7.0	7	0
Ty Johnson	1	3	3.0	3t	1
TOTAL	23	81	3.5	8	1

RECEIVING	NO	YDS	AVG	LG	TD
Dalton Kincaid	5	47	9.4	25	0
Khalil Shakir	4	62	15.5	52	0
Keon Coleman	3	51	17.0	24	0
Curtis Samuel	2	8	4.0	6	0
James Cook	1	9	9.0	9	0
Mack Hollins	1	5	5.0	5	0
Dawson Knox	1	0	0.0	0	0
TOTAL	17	182	10.7	52	0

TOP DEFENSE	TOT	SOLO	AST	SCK	YDS	INT
Dorian Williams	12	5	7	0.0	0.0	0
Rasul Douglas	7	5	2	0.0	0.0	0
Baylon Spector	6	4	2	1.0	1.0	0

FIELD GOALS	FGM/FGA	PERCENT	RESULTS
Tyler Bass	1-2	50.0	50G, 48WL
TOTAL	1-2	50.0	

BALTIMORE RAVENS

PASSING	ATT	CP	YDS	SK/YD	TD	LG	INT	RTG
Lamar Jackson	18	13	156	1/1	2	26	0	135.4
Josh Johnson	1	1	1	0/0	0	1	0	79.2
TOTAL	19	14	157	1/1	2	26	0	133.0

RUSHING	ATT	YDS	AVG	LG	TD
Derrick Henry	24	199	8.3	87t	1
Lamar Jackson	6	54	9.0	19	1
Justice Hill	4	18	4.5	11	0
TOTAL	34	271	8.0	87T	2

RECEIVING	NO	YDS	AVG	LG	TD
Justice Hill	6	78	13.0	19t	1
Derrick Henry	3	10	3.3	5t	1
Nelson Agholor	2	10	5.0	12	0
Isaiah Likely	1	26	26.0	26	0
Rashod Bateman	1	23	23.0	23	0
Zay Flowers	1	10	10.0	10	0
TOTAL	14	157	11.2	26	2

TOP DEFENSE	TOT	SOLO	AST	SCK	YDS	INT
Kyle Hamilton	7	6	1	0.0	0.0	0
Marlon Humphrey	6	4	2	0.0	0.0	0
Roquan Smith	6	2	4	0.0	0.0	0

FIELD GOALS	FGM/FGA	PERCENT	RESULTS
	No Field Goals		

GAME HIGHLIGHTS

- Since John Harbaugh's 2008 arrival, Baltimore has produced NFL-best records in *overall* primetime (40-18, .690) and *home* primetime (21-3, .875) contests.
- RB Derrick Henry** rumbled for a game-high 199 rushing yards and 1 TD on 24 attempts (8.3 avg.) as part of Baltimore's 271 overall ground yards. He added 3 catches for 10 yards, including a 5-yard TD. Henry's 87-yard TD on the Ravens' first offensive play marked the longest rush in franchise history. It was also his third-career rushing TD of 85+ yards, making him one of three players in NFL history with at least three such scores (also Chris Johnson – 4 & Lamar Miller – 3).
- With 2 sacks, one of which forced a fumble recovered by S Kyle Hamilton, **OLB Kyle Van Noy** has now posted multiple sacks in three straight games. His three consecutive contests with multiple sacks tie (Justin Houston – Weeks 7-9 in 2022) for the longest streak in franchise history.
- QB Lamar Jackson** finished 13-of-18 for 156 yards and 2 TDs (135.4 rating), while adding 54 rushing yards and 1 TD on 6 carries (9.0 avg.). He now owns 12 career games with a 135+ passer rating, the most by a player in his first seven seasons in NFL history (min. 15 att. per game).

Team Statistics

	Bills	Ravens
First Downs	12	22
3rd-Down Eff. (Made/Att/Pct)	3/13/23%	5/9/56%
4th-Down Eff. (Made/Att/Pct)	1/1/100%	0/0/0%
Total Net Yards	236	427
Total Plays	57	54
Yards Per Play	4.1	7.9
Rushes/Net Yards	23/81	34/271
Net Passing	155	156
Pass Attempts/Completions	31/17	19/14
Had Intercepted	0	0
Sacked/Yards Lost	3/27	1/1
Punts/Average	6/48.2	4/44.3
Penalties/Yards	4/38	8/79
Fumbles/Lost	2/1	2/1
Possession Time	28:57	31:03



GAME 5: RAVENS 41, BENGALS 38 (OT)

Baltimore (3-2) • Cincinnati (1-4)

Sunday, October 6, 2024 • 1:00 PM EDT • Paycor Stadium • Cincinnati

Mostly sunny Temp: 81° F, Humidity: 57%, Wind: SW 10 mph • Attendance: 66,341 • Time: 3:28



Baltimore Ravens	7	7	7	17	3	—	41
Cincinnati Bengals	0	17	7	14	0	—	38

SCORING DRIVES

TEAM	QTR	TIME	SCORING PLAY	BAL	CIN
Ravens	1	08:54	D.Henry 1 yd. run (J.Tucker kick) (12-70, 6:06)	7	0
Bengals	2	13:44	T.Higgins 11 yd. pass from J.Burrow (E.McPherson kick) (10-86, 4:45)	7	7
Ravens	2	08:09	R.Bateman 16 yd. pass from L.Jackson (J.Tucker kick) (7-51, 2:59)	14	7
Bengals	2	05:47	D.Henry tackled in end zone by S.Hubbard for a Safety	14	9
Bengals	2	00:09	J.Chase 41 yd. pass from J.Burrow (C.Brown run) (4-79, 0:25)	14	15
Bengals	3	08:51	T.Higgins 5 yd. pass from J.Burrow (E.McPherson kick) (12-70, 6:09)	14	24
Ravens	3	06:38	I.Likely 1 yd. pass from L.Jackson (J.Tucker kick) (4-74, 2:13)	21	24
Bengals	4	14:19	C.Brown 4 yd. pass from J.Burrow (E.McPherson kick) (12-70, 7:19)	21	31
Ravens	4	09:05	C.Kolar 2 yd. pass from L.Jackson (J.Tucker kick) (10-92, 5:14)	28	31
Bengals	4	08:54	J.Chase 70 yd. pass from J.Burrow (E.McPherson kick) (1-70, 0:11)	28	38
Ravens	4	05:24	I.Likely 6 yd. pass from L.Jackson (J.Tucker kick) (11-70, 3:30)	35	38
Ravens	4	01:35	J.Tucker 56 yd. Field Goal (8-34, 1:26)	38	38
Ravens	OT	03:33	J.Tucker 24 yd. Field Goal (2-51, 0:53)	41	38

CINCINNATI BENGALS (HEAD COACH: ZAC TAYLOR)

OFFENSE			DEFENSE		
WR	1	J. Chase	DE	94	S. Hubbard
LT	75	O. Brown Jr.	DT	90	K. Jenkins Jr.
LG	67	C. Volson	DT	92	B. Hill
C	64	T. Karras	DT	74	L. Guy
RG	65	A. Cappa	RDE	91	T. Hendrickson
RT	71	A. Mims	LB	55	L. Wilson
TE	89	D. Sample	LB	57	G. Pratt
WR	80	A. Iosivas	CB	29	C. Taylor-Britt
WR	5	T. Higgins	CB	23	D. Hill
QB	9	J. Burrow	S	22	G. Stone
HB	31	Z. Moss	S	24	V. Bell

BALTIMORE RAVENS (HEAD COACH: JOHN HARBAUGH)

OFFENSE			DEFENSE		
WR	4	Z. Flowers	DT	92	N. Madubuike
LT	79	R. Stanley	DE	98	T. Jones
LG	65	P. Mekari	OLB	53	K. Van Noy
C	64	T. Linderbaum	MLB	0	R. Smith
RG	77	D. Faalele	WLB	23	T. Simpson
RT	70	R. Rosengarten	OLB	99	O. Oweh
TE	80	I. Likely	CB	44	M. Humphrey
TE	88	C. Kolar	SS	14	K. Hamilton
QB	8	L. Jackson	FS	32	M. Williams
RB	22	D. Henry	CB	21	B. Stephens
FB	42	P. Ricard	DB	39	E. Jackson

BALTIMORE RAVENS

PASSING	ATT	CP	YDS	SK/YD	TD	LG	INT	RTG
Lamar Jackson	42	26	348	1/3	4	55	0	119.9
TOTAL	42	26	348	1/3	4	55	0	119.9

RUSHING	ATT	YDS	AVG	LG	TD
Derrick Henry	15	92	6.1	51	1
Lamar Jackson	12	55	4.6	18	0
Justice Hill	5	17	3.4	7	0
Zay Flowers	1	9	9.0	9	0
Charlie Kolar	1	2	2.0	2	0
TOTAL	34	175	5.1	51	1

RECEIVING	NO	YDS	AVG	LG	TD
Zay Flowers	7	111	15.9	26	0
Rashod Bateman	4	58	14.5	18	1
Mark Andrews	4	55	13.8	27	0
Charlie Kolar	3	64	21.3	55	1
Isaiah Likely	3	13	4.3	6t	2
Tylan Wallace	2	31	15.5	19	0
Justice Hill	1	8	8.0	8	0
Nelson Agholor	1	4	4.0	4	0
Derrick Henry	1	4	4.0	4	0
TOTAL	26	348	13.4	55	4

TOP DEFENSE	TOT	SOLO	AST	SCK	YDS	INT
Roquan Smith	14	7	7	0.0	0.0	0
Brandon Stephens	9	8	1	0.0	0.0	0
Trenton Simpson	7	2	5	0.0	0.0	0

FIELD GOALS	FGM/FGA	PERCENT	RESULTS
Justin Tucker	2-2	100.0	56G, 24G
TOTAL	2-2	100.0	

GAME HIGHLIGHTS

- The Ravens won their third-straight game, improving to 3-2 after the thrilling OT victory. The 79 combined points marked the most ever recorded in this competitive rivalry.
- Baltimore's offense totaled 41 points (4 TDs & 2 FGs) and 520 (345 passing & 175 rushing) yards, finishing 10-of-15 (66.7%) on third down and 5-of-6 (83%) in the red zone, with the only non-TD coming on **K Justin Tucker's** walk-off 24-yard FG.
- Tucker connected on both the game-tying 56-yard FG and game-winning 24-yard FG, while also drilling all 5 extra points. He now owns 20 career game-winning FGs (regular season & postseason).
- QB Lamar Jackson** completed 26-of-42 passes for 348 yards and 4 TDs (119.9 rating), connecting with **TE Isaiah Likely** on 2 scores, while adding 12 carries for 55 rushing yards. He became the first player in NFL history with multiple single-game performances of at least 300 passing yards, 4 passing TDs and 50 rushing yards (also 10/11/21 vs. Ind.).
- RB Derrick Henry** tallied 92 rushing yards and 1 TD on 15 carries (6.1 avg.), including the game-sealing 51-yarder that set up Tucker's 24-yard walk-off FG. His 51-yard gain marked the longest rush in Ravens' OT history. Henry registered his 100th-career scrimmage TD, while surpassing 10,000 career rushing yards in the contest, becoming the 12th player in NFL history to reach both those marks.
- ILB Roquan Smith** collected a game-high 15 tackles (8 solo) in the contest.

CINCINNATI BENGALS

PASSING	ATT	CP	YDS	SK/YD	TD	LG	INT	RTG
Joe Burrow	39	30	392	3/21	5	70t	1	137.0
TOTAL	39	30	392	3/21	5	70T	1	137.0

RUSHING	ATT	YDS	AVG	LG	TD
Chase Brown	12	46	3.8	16	0
Zack Moss	9	24	2.7	8	0
Joe Burrow	2	1	0.5	1	0
TOTAL	23	71	3.1	16	0

RECEIVING	NO	YDS	AVG	LG	TD
Ja'Marr Chase	10	193	19.3	70t	2
Tee Higgins	9	83	9.2	17	2
Zack Moss	3	28	9.3	14	0
Chase Brown	3	8	2.7	4t	1
Mike Gesicki	2	31	15.5	19	0
Erick All Jr.	2	10	5.0	5	0
Andrei Iosivas	1	39	39.0	39	0
TOTAL	30	392	13.1	70T	5

TOP DEFENSE	TOT	SOLO	AST	SCK	YDS	INT
Sam Hubbard	9	7	2	1.0	3.0	0
Germaine Pratt	9	6	3	0.0	0.0	0
Logan Wilson	9	5	4	0.0	0.0	0

FIELD GOALS	FGM/FGA	PERCENT	RESULTS
Evan McPherson	0-1	0.0	53WL
TOTAL	0-1	0.0	

Team Statistics

	Ravens	Bengals
First Downs	30	23
3rd-Down Eff. (Made/Att/Pct)	10/15/67%	8/14/57%
4th-Down Eff. (Made/Att/Pct)	1/1/100%	0/0/0%
Total Net Yards	520	442
Total Plays	77	65
Yards Per Play	6.8	6.8
Rushes/Net Yards	34/175	23/71
Net Passing	345	371
Pass Attempts/Completions	42/26	39/30
Had Intercepted	0	1
Sacked/Yards Lost	1/3	3/21
Punts/Average	3/56.0	5/50.6
Penalties/Yards	5/21	4/24
Fumbles/Lost	2/1	0/0
Possession Time	33:45	32:42



GAME 6: COMMANDERS 23, RAVENS 30

Washington (4-2) • Baltimore (4-2)

Sunday, October 13, 2024 • 1:00 PM EDT • M&T Bank Stadium • Baltimore
Clear Temp: 75° F, Humidity: 55%, Wind: SSW 8 mph • Attendance: 71,316 • Time: 2:59



Washington Commanders	3	7	3	10	—	23
Baltimore Ravens	3	14	10	3	—	30

SCORING DRIVES

TEAM	QTR	TIME	SCORING PLAY	WAS	BAL
Commanders	1	09:11	A.Seibert 42 yd. Field Goal (7-25, 3:36) (12-70, 4:56) (12-70, 4:56)	3	0
Ravens	1	03:45	J.Tucker 45 yd. Field Goal (10-43, 5:26)	3	3
Ravens	2	07:55	D.Henry 3 yd. run (J.Tucker kick) (9-93, 4:58)	3	10
Commanders	2	04:16	T.McLaurin 7 yd. pass from J.Daniels (A.Seibert kick) (8-70, 3:39)	10	10
Ravens	2	00:53	M.Andrews 13 yd. pass from L.Jackson (J.Tucker kick) (10-78, 3:23)	10	17
Commanders	3	12:45	A.Seibert 55 yd. Field Goal (6-33, 2:15)	13	17
Ravens	3	08:19	J.Tucker 32 yd. Field Goal (8-57, 4:26)	13	20
Ravens	3	02:08	D.Henry 7 yd. run (J.Tucker kick) (8-94, 4:42)	13	27
Commanders	4	12:12	T.McLaurin 6 yd. pass from J.Daniels	20	27
Ravens	4	06:18	J.Tucker 39 yd. Field Goal (9-57, 5:54)	20	30
Commanders	4	02:48	A.Seibert 49 yd. Field Goal (8-40, 3:30)	23	30

WASHINGTON COMMANDERS (HEAD COACH: DAN QUINN)

OFFENSE			DEFENSE		
WR	17	T. McLaurin	DE	99	C. Ferrell
WR	12	L. McCaffrey	DT	93	J. Allen
LT	74	B. Coleman	DT	94	D. Payne
LG	67	N. Allegritti	DE	92	D. Armstrong
C	63	T. Bladasz	OLB	4	F. Luvu
RG	76	S. Cosmi	LB	54	B. Wagner
RT	71	A. Wylie	S	35	P. Butler
TE	86	Z. Ertz	SS	11	J. Chinn
WR	85	N. Brown	CB	20	Q. Martin
QB	5	J. Daniels	CB	0	M. Sainristil
RB	30	A. Ekeler	CB	25	B. St-Juste

BALTIMORE RAVENS (HEAD COACH: JOHN HARBAUGH)

OFFENSE			DEFENSE		
WR	4	Z. Flowers	DT	92	N. Madubuike
WR	7	R. Bateman	DE	98	T. Jones
LT	79	R. Stanley	OLB	53	K. Van Noy
LG	65	P. Mekari	MLB	0	R. Smith
C	64	T. Linderbaum	WLB	23	T. Simpson
RG	77	D. Faalele	OLB	99	O. Oweh
RT	70	R. Rosegarten	CB	44	M. Humphrey
TE	89	M. Andrews	SS	14	K. Hamilton
TE	80	I. Likely	FS	3	M. Williams
QB	8	L. Jackson	CB	21	B. Stephens
RB	22	D. Henry	DB	2	N. Wiggins

OFFICIALS: Referee: Land Clark (130), Umpire: Paul King (121), Down Judge: Tom Stephan (68), Line Judge: Jeff Hutcheon (46), Back Judge: Brad Freeman (88), Field Judge: Jabir Walker (26), Side Judge: Dominique Pender (114), Replay Official: Bob Hubbell

WASHINGTON COMMANDERS

PASSING	ATT	CP	YDS	SK/YD	TD	LG	INT	RTG
Jayden Daniels	35	24	269	3/16	2	28	0	110.3
TOTAL	35	24	269	3/16	2	28	0	110.3

RUSHING	ATT	YDS	AVG	LG	TD
Jayden Daniels	6	22	3.7	9	0
Austin Ekeler	9	21	2.3	6	0
Jeremy McNichols	2	9	4.5	5	0
Terry McLaurin	1	0	0.0	0	0
TOTAL	18	52	2.9	9	0

RECEIVING	NO	YDS	AVG	LG	TD
Terry McLaurin	6	53	8.8	14	2
Zach Ertz	4	68	17.0	24	0
Noah Brown	4	58	14.5	28	0
Austin Ekeler	4	47	11.8	25	0
Olamide Zaccheaus	4	27	6.8	11	0
Dyami Brown	1	11	11.0	11	0
Luke McCaffrey	1	5	5.0	5	0
TOTAL	24	269	11.2	28	2

TOP DEFENSE	TOT	SOLO	AST	SCK	YDS	INT
Bobby Wagner	12	6	6	0.0	0.0	0
Percy Butler	7	5	2	0.0	0.0	0
Jeremy Chinn	6	6	0	0.0	0.0	0

FIELD GOALS	FGM/FGA	PERCENT	RESULTS
Austin Seibert	3-4	75.0	42G, 52B, 55G, 49G
TOTAL	3-4	75.0	

BALTIMORE RAVENS

PASSING	ATT	CP	YDS	SK/YD	TD	LG	INT	RTG
Lamar Jackson	26	20	323	2/15	1	44	1	114.7
TOTAL	26	20	323	2/15	1	44	1	114.7

RUSHING	ATT	YDS	AVG	LG	TD
Derrick Henry	24	132	5.5	27	2
Lamar Jackson	11	40	3.6	33	0
Zay Flowers	1	2	2.0	2	0
Justice Hill	1	2	2.0	2	0
TOTAL	37	176	4.8	33	2

RECEIVING	NO	YDS	AVG	LG	TD
Zay Flowers	9	132	14.7	44	0
Rashod Bateman	4	71	17.8	23	0
Mark Andrews	3	66	22.0	38	1
Isaiah Likely	2	27	13.5	18	0
Nelson Agholor	1	25	25.0	25	0
Justice Hill	1	2	2.0	2	0
TOTAL	20	323	16.2	44	1

TOP DEFENSE	TOT	SOLO	AST	SCK	YDS	INT
Marlon Humphrey	9	8	1	0.0	0.0	0
Roquan Smith	7	5	2	0.0	0.0	0
Kyle Hamilton	4	3	1	0.0	0.0	0

FIELD GOALS	FGM/FGA	PERCENT	RESULTS
Justin Tucker	3-3	100.0	45G, 32G, 39G
TOTAL	3-3	100.0	

GAME HIGHLIGHTS

- Baltimore racked up 484 yards of offense (308 passing & 176 rushing), registering an NFL-record sixth-straight game with at least 150 yards and 1 TD *each through the air and on the ground.*
- With 3 sacks, the Ravens have now recorded at least 1 sack in 44 consecutive games and at least 3 sacks in five straight games, which each stand as the league's longest active streaks.
- Baltimore limited Washington, which entered the game as the league's No. 2 rushing attack (178.4 ypg), to just 52 yards on the ground.
- RB Derrick Henry** posted his 20th-career game with at least 100 rushing yards and 2 rushing TDs, surpassing RB Shaun Alexander for the fourth most in NFL history. Only HOFs Jim Brown (25), LaDainian Tomlinson (25) and Emmitt Smith (21) have more.
- QB Lamar Jackson** (5,661) surpassed Cam Newton (5,628) for the second-most rushing yards by a QB in NFL history, behind only Michael Vick (6,109).
- WR Zay Flowers** posted 9 receptions (tying a career high) for a career-high 132 receiving yards – all of which occurred in the first half. His 9 catches marked a Ravens all-time first-half record.
- TE Mark Andrews** tied TE Todd Heap for the most receiving TDs (41) by an player in a Ravens career.

Team Statistics

	Commanders	Ravens
First Downs	18	28
3rd-Down Eff. (Made/Att/Pct)	4/12/33%	6/10/60%
4th-Down Eff. (Made/Att/Pct)	1/1/100%	0/0/0%
Total Net Yards	305	484
Total Plays	56	65
Yards Per Play	5.4	7.4
Rushes/Net Yards	18/52	37/176
Net Passing	253	308
Pass Attempts/Completions	35/24	26/20
Had Intercepted	0	1
Sacked/Yards Lost	3/16	2/15
Punts/Average	3/42.3	1/50.0
Penalties/Yards	6/46	3/33
Fumbles/Lost	0/0	1/0
Possession Time	23:52	36:08



GAME 7: RAVENS 41, BUCCANEERS 31

Baltimore (5-2) • Tampa Bay (4-3)

Monday, October 21, 2024 • 8:15 PM EDT • Raymond James Stadium • Tampa Bay

Cloudy Temp: 80° F, Humidity: 65%, Wind: NW 8 mph • Attendance: 64,828 • Time: 3:08



Baltimore Ravens	0	17	17	7	—	41
Tampa Bay Buccaneers	10	0	0	21	—	31

SCORING DRIVES

TEAM	QTR	TIME	SCORING PLAY	BAL	TB
Buccaneers	1	10:27	M.Evans 25 yd. pass from B.Mayfield (C.McLaughlin kick) (8-70, 4:33)	0	7
Buccaneers	1	00:02	C.McLaughlin 23 yd. Field Goal (11-75, 6:03)	0	10
Ravens	2	12:29	M.Andrews 9 yd. pass from L.Jackson (J.Tucker kick) (6-70, 2:33)	7	10
Ravens	2	04:23	J.Hill 18 yd. pass from L.Jackson (J.Tucker kick) (4-80, 1:47)	14	10
Ravens	2	00:04	J.Tucker 28 yd. Field Goal (10-50, 2:54)	17	10
Ravens	3	12:20	J.Tucker 52 yd. Field Goal (5-24, 2:40)	20	10
Ravens	3	07:25	R.Bateman 49 yd. pass from L.Jackson (J.Tucker kick) (4-55, 0:57)	27	10
Ravens	3	02:53	M.Andrews 4 yd. pass from L.Jackson (J.Tucker kick) (5-92, 2:05)	34	10
Buccaneers	4	11:24	R.White 11 yd. pass from B.Mayfield (B.Mayfield-S.Shepard pass) (5-30, 2:08)	34	18
Ravens	4	06:32	D.Henry 13 yd. pass from L.Jackson (J.Tucker kick) (8-70, 4:52)	41	18
Buccaneers	4	03:46	B.Irving 1 yd. run (pass failed) (9-70, 2:46)	41	24
Buccaneers	4	01:58	R.White 23 yd. pass from B.Mayfield (C.McLaughlin kick) (7-52, 1:48)	41	31

TAMPA BAY BUCCANEERS (HEAD COACH: TODD BOWLES)

OFFENSE			DEFENSE		
WR	13	M. Evans	DL	94	C. Kancey
LT	78	T. Wirfs	NT	50	V. Vea
LG	68	B. Bredeson	OLB	0	Y. Diaby
C	62	G. Barton	ILB	52	K. Britt
RG	69	C. Mauch	ILB	54	L. David
RT	67	L. Goedeke	OLB	9	J. Tryon-Shoyinka
TE	88	C. Otton	CB	24	T. Funderburk
WR	14	C. Godwin	CB	27	Z. McCollum
WR	15	J. McMillan	DB	23	T. Smith
QB	6	B. Mayfield	S	3	J. Whitehead
RB	1	R. White	S	31	A. Winfield Jr.

BALTIMORE RAVENS (HEAD COACH: JOHN HARBAUGH)

OFFENSE			DEFENSE		
WR	4	Z. Flowers	DT	92	N. Madubuike
WR	15	N. Agholor	DE	98	T. Jones
WR	7	R. Bateman	OLB	53	K. Van Noy
LT	79	R. Stanley	MLB	0	R. Smith
LG	65	P. Mekari	WLB	23	T. Simpson
C	64	T. Linderbaum	OLB	99	O. Oweh
RG	77	D. Faalele	CB	44	M. Humphrey
RT	70	R. Rosengarten	SS	14	K. Hamilton
TE	89	M. Andrews	FS	32	M. Williams
QB	8	L. Jackson	CB	21	B. Stephens
RB	22	D. Henry	DB	39	E. Jackson

OFFICIALS: Referee: Alex Kemp (55), Umpire: Mike Morton (89), Down Judge: Robert Richeson (168), Line Judge: Rusty Baynes (59), Field Judge: Sean Petty (28), Side Judge: Lo van Pham (99), Back Judge: Scott Helverson (93), Replay Assistant: Gerald Frye

BALTIMORE RAVENS

PASSING	ATT	CP	YDS	SK/YD	TD	LG	INT	RTG
Lamar Jackson	22	17	281	2/17	5	59	0	158.1
TOTAL	22	17	281	2/17	5	59	0	158.1

RUSHING	ATT	YDS	AVG	LG	TD
Derrick Henry	15	169	11.3	81	0
Lamar Jackson	9	52	5.8	17	0
Zay Flowers	1	19	19.0	19	0
Justice Hill	5	4	0.8	3	0
TOTAL	30	244	8.1	81	0

RECEIVING	NO	YDS	AVG	LG	TD
Rashod Bateman	4	121	30.3	59	1
Mark Andrews	4	41	10.3	20	2
Justice Hill	3	44	14.7	18t	1
Isaiah Likely	2	17	8.5	10	0
Nelson Agholor	1	20	20.0	20	0
Charlie Kolar	1	14	14.0	14	0
Derrick Henry	1	13	13.0	13t	1
Zay Flowers	1	11	11.0	11	0
TOTAL	17	281	16.5	59	5

TOP DEFENSE	TOT	SOLO	AST	SCK	YDS	INT
Roquan Smith	18	11	7	0.0	0.0	0
Kyle Hamilton	11	7	4	0.0	0.0	0
Eddie Jackson	8	6	2	0.0	0.0	0

FIELD GOALS	FGM/FGA	PERCENT	RESULTS
Justin Tucker	2-2	100.0	28G, 52G
TOTAL	2-2	100.0	

TAMPA BAY BUCCANEERS

PASSING	ATT	CP	YDS	SK/YD	TD	LG	INT	RTG
Baker Mayfield	45	31	370	3/14	3	28	2	97.5
TOTAL	45	31	370	3/14	3	28	2	97.5

RUSHING	ATT	YDS	AVG	LG	TD
Rachaad White	10	40	4.0	8	0
Sean Tucker	5	29	5.8	15	0
Bucky Irving	9	23	2.6	6	1
Baker Mayfield	5	22	4.4	12	0
Jalen McMillan	1	11	11.0	11	0
TOTAL	30	125	4.2	15	1

RECEIVING	NO	YDS	AVG	LG	TD
Cade Otton	8	100	12.5	28	0
Chris Godwin	7	65	9.3	21	0
Rachaad White	6	71	11.8	23t	2
Bucky Irving	3	54	18.0	25	0
Jalen McMillan	3	15	5.0	8	0
Mike Evans	1	25	25.0	25t	1
Trey Palmer	1	16	16.0	16	0
Sterling Shepard	1	15	15.0	15	0
Sean Tucker	1	9	9.0	9	0
TOTAL	31	370	11.9	28	3

TOP DEFENSE	TOT	SOLO	AST	SCK	YDS	INT
Antoine Winfield Jr.	10	8	2	1.0	9.0	0
K.J. Britt	6	2	4	0.0	0.0	0
Yaya Diaby	5	5	0	1.0	8.0	0

FIELD GOALS	FGM/FGA	PERCENT	RESULTS
Chase McLaughlin	1-2	50.0	23G, 55RU
TOTAL	1-2	50.0	

GAME HIGHLIGHTS

- The **2024 Ravens** became the fourth team since 1980 (also 1984 Bears, 2006 Falcons and 2019 Ravens) to reach 1,400 rushing yards through seven games of a season.
- TE Mark Andrews** surpassed TE Todd Heap for the most TD receptions (43) by any player in franchise history. In producing a multi-TD receiving game, Andrews also broke a tie with TE Todd Heap for the most such games (10) by a Raven.
- QB Lamar Jackson** posted his 29th outing with at least 200 passing yards and 50 rushing yards, surpassing QB Cam Newton for the most such performances in NFL history. Jackson now owns a 23-1 record in non-conference starts, ranking No. 1 among QBs in NFL history. He also improved to 6-2 on Monday Night Football, including 5-1 on the road.
- CB Marlon Humphrey** collected 2 interceptions, marking the first multi-INT game of his career and making him the first NFL player in 2024 to record 2+ picks in the same quarter of a game. His 4 INTs in 2024 lead all AFC defenders.
- Baltimore extended its non-conference winning streak to 12 straight games, tying the 2007-10 Titans for the league's sixth-longest such streak since the 1970 merger.

Team Statistics

	Ravens	Buccaneers
First Downs	22	28
3rd-Down Eff. (Made/Att/Pct)	3/8/38%	11/17/65%
4th-Down Eff. (Made/Att/Pct)	1/1/100%	1/1/100%
Total Net Yards	508	481
Total Plays	54	78
Yards Per Play	9.4	6.2
Rushes/Net Yards	30/244	30/125
Net Passing	264	356
Pass Attempts/Completions	22/17	45/31
Had Intercepted	0	2
Sacked/Yards Lost	2/17	3/14
Punts/Average	2/43.5	2/46.5
Penalties/Yards	9/85	8/75
Fumbles/Lost	2/1	1/0
Possession Time	24:55	35:05



GAME 8: RAVENS 24, BROWNS 29

Baltimore (5-3) • Cleveland (2-6)

Sunday, October 27, 2024 • 1:00 PM EDT • Huntington Bank Field • Cleveland

Sunny Temp: 52° F, Humidity: 50%, Wind: S 4 mph • Attendance: 67,431 • Time: 3:15



Baltimore Ravens	0	10	7	7	—	24
Cleveland Browns	3	3	14	9	—	29

SCORING DRIVES

TEAM	QTR	TIME	SCORING PLAY	BAL	CLE
Browns	1	00:37	D.Hopkins 28 yd. Field Goal (14-81, 8:08)	0	3
Ravens	2	11:51	J.Tucker 49 yd. Field Goal (7-40, 3:46)	3	3
Browns	2	03:41	D.Hopkins 33 yd. Field Goal (10-52, 5:39)	3	6
Ravens	2	00:27	N.Agholor 11 yd. pass from L.Jackson (J.Tucker kick) (2-25, 0:41)	10	6
Browns	3	10:46	D.Njoku 23 yd. pass from J.Winston (D.Hopkins kick) (8-70, 4:14)	10	13
Ravens	3	04:42	M.Andrews 7 yd. pass from L.Jackson (J.Tucker kick) (6-62, 2:59)	17	13
Browns	3	02:01	C.Tillman 22 yd. pass from J.Winston (D.Hopkins kick) (6-72, 2:41)	17	20
Browns	4	04:55	D.Hopkins 48 yd. Field Goal (8-32, 4:11)	17	23
Ravens	4	02:36	D.Henry 2 yd. run (J.Tucker kick) (6-91, 2:19)	24	23
Browns	4	00:59	C.Tillman 38 yd. pass from J.Winston (pass failed) (9-69, 1:37)	24	29

CLEVELAND BROWNS (HEAD COACH: KEVIN STEFANSKI)

OFFENSE			DEFENSE		
WR	19	C. Tillman	DE	95	M. Garrett
TE	84	G. Swaim	DT	93	S. Harris
LT	79	D. Jones	DT	94	D. Tomlinson
LG	75	J. Bitonio	DE	99	Z. Smith
C	55	E. Pocic	LB	30	D. Bush
RG	77	W. Teller	LB	6	J. Owusu-Koramoah
RT	78	J. Conklin	LB	23	D. Bush
TE	85	D. Njoku	LB	43	M. Diabate
WR	3	J. Jeudy	LB	40	N. Watson
QB	5	J. Winston	CB	21	D. Ward
RB	24	N. Chubb	S	9	G. Delpit
			S	1	J. Thornhill

BALTIMORE RAVENS (HEAD COACH: JOHN HARBAUGH)

OFFENSE			DEFENSE		
WR	15	N. Agholor	DT	92	N. Madubuike
LT	79	R. Stanley	NT	58	M. Pierce
LG	65	P. Mekari	OLB	53	K. Van Noy
C	64	T. Linderbaum	MLB	0	R. Smith
RG	77	D. Faalele	WLB	23	T. Simpson
RT	70	R. Rosengarten	OLB	99	O. Oweh
TE	80	I. Likely	CB	21	B. Stephens
TE	88	C. Kolar	SS	14	K. Hamilton
QB	8	L. Jackson	FS	39	E. Jackson
RB	22	D. Henry	CB	5	J. Armour-Davis
FB	42	P. Ricard	DB	29	A. Washington

OFFICIALS: Referee: Shawn Smith (14), Umpire: Alex Moore (49), Down Judge: Jay Bilbo (84), Line Judge: Jeff Seeman (45), Field Judge: Dyrrol Prioletau (109), Side Judge: Boris Cheek (41), Back Judge: Dino Paganelli (105), Replay Official: Mike Wimmer, Replay Assistant: Lawrence Hill Jr.

BALTIMORE RAVENS

PASSING	ATT	CP	YDS	SK/YD	TD	LG	INT	RTG
Lamar Jackson	38	23	289	3/26	2	29	0	101.8
TOTAL	38	23	289	3/26	2	29	0	101.8

RUSHING	ATT	YDS	AVG	LG	TD
Derrick Henry	11	73	6.6	39	1
Lamar Jackson	8	46	5.8	22	0
Justice Hill	2	5	2.5	5	0
TOTAL	21	124	5.9	39	1

RECEIVING	NO	YDS	AVG	LG	TD
Zay Flowers	7	115	16.4	29	0
Mark Andrews	5	36	7.2	11	1
Isaiah Likely	4	47	11.8	25	0
Nelson Agholor	3	36	12.0	14	1
Rashod Bateman	1	28	28.0	28	0
Justice Hill	1	14	14.0	14	0
Charlie Kolar	1	9	9.0	9	0
Derrick Henry	1	4	4.0	4	0
TOTAL	23	289	12.6	29	2

TOP DEFENSE	TOT	SOLO	AST	SCK	YDS	INT
Kyle Hamilton	10	9	1	1.0	12.0	0
Eddie Jackson	10	6	4	0.0	0.0	0
Roquan Smith	8	5	3	0.0	0.0	0

FIELD GOALS	FGM/FGA	PERCENT	RESULTS
Justin Tucker	1-2	50.0	49G, 50WL
TOTAL	1-2	50.0	

CLEVELAND BROWNS

PASSING	ATT	CP	YDS	SK/YD	TD	LG	INT	RTG
Jameis Winston	41	27	334	2/13	3	38t	0	115.3
TOTAL	41	27	334	2/13	3	38T	0	115.3

RUSHING	ATT	YDS	AVG	LG	TD
Nick Chubb	16	52	3.3	15	0
D'Onta Foreman	5	26	5.2	8	0
Jameis Winston	2	2	1.0	1	0
TOTAL	23	80	3.5	15	0

RECEIVING	NO	YDS	AVG	LG	TD
Elijah Moore	8	85	10.6	19	0
Cedric Tillman	7	99	14.1	38t	2
Jerry Jeudy	5	79	15.8	30	0
David Njoku	5	61	12.2	23t	1
Geoff Swaim	1	7	7.0	7	0
Pierre Strong Jr.	1	3	3.0	3	0
TOTAL	27	334	12.4	38T	3

TOP DEFENSE	TOT	SOLO	AST	SCK	YDS	INT
Grant Delpit	8	4	4	0.0	0.0	0
Mohamoud Diabate	8	4	4	0.0	0.0	0
Jeremiah Owusu-Koramoah	7	5	2	1.0	4.0	0

FIELD GOALS	FGM/FGA	PERCENT	RESULTS
Dustin Hopkins	3-3	100.0	28G, 33G, 48G
TOTAL	3-3	100.0	

GAME HIGHLIGHTS

- Baltimore's five-game winning streak was snapped with a 29-24 loss at Cleveland.
- The **2024 Ravens** became the fourth team in NFL history to score at least 20 points and record at least 375 total yards in each of its first eight games of a season, joining the 2013 Denver Broncos, 2007 New England Patriots and 2000 St. Louis Rams.
- QB Lamar Jackson** recorded at least 250 passing yards and 40 rushing for an NFL-record fourth-straight game.
- WR Zay Flowers** posted team highs in both receptions (7) and receiving yards (115), reaching the century mark in receiving yards for the third time in the past four games.
- TE Mark Andrews** reached the end zone for the third-straight games. Notching his 44th-career TD, he surpassed RB Ray Rice (43 TDs) for the second-most total TDs in Ravens history. Only RB Jamal Lewis (47 TDs) has reached the end zone more than Andrews.
- By reaching the end zone for the eighth-straight game, **RB Derrick Henry** broke a tie with RB Willis McGahee (2007, Weeks 6-13) for the most consecutive games with a score in Ravens history. He also became the first player in NFL history to reach the end zone in each of his first eight games with a team.
- S Kyle Hamilton** became the second player (also LB Peter Boulware on 9/9/01 vs. Chi.) and first DB in Ravens history to record at least 10 tackles, 1 sack, 1 FF and 2 PD in a single game.

Team Statistics

	Ravens	Browns
First Downs	22	22
3rd-Down Eff. (Made/Att/Pct)	2/10/20%	8/15/53%
4th-Down Eff. (Made/Att/Pct)	0/2/0%	0/0/0%
Total Net Yards	387	401
Total Plays	62	66
Yards Per Play	6.2	6.1
Rushes/Net Yards	21/124	23/80
Net Passing	263	321
Pass Attempts/Completions	38/23	41/27
Had Intercepted	0	0
Sacked/Yards Lost	3/26	2/13
Punts/Average	4/52.3	3/48.7
Penalties/Yards	7/53	7/74
Fumbles/Lost	0/0	1/1
Possession Time	28:54	31:06



GAME 9: BRONCOS 10, RAVENS 41

Denver (5-4) • Baltimore (6-3)

Sunday, November 3, 2024 • 1:00 PM EST • M&T Bank Stadium • Baltimore

Clear Temp: 57° F, Humidity: 30%, Wind: ENE 3 mph • Attendance: 71,051 • Time: 2:57



Denver Broncos	0	10	0	0	—	10
Baltimore Ravens	7	17	14	3	—	41

SCORING DRIVES

TEAM	QTR	TIME	SCORING PLAY	DEN	BAL
Ravens	1	02:18	D.Henry 7 yd. run (J.Tucker kick) (7-57, 3:59)	0	7
Ravens	2	12:04	J.Tucker 33 yd. Field Goal (5-52, 2:51)	0	10
Broncos	2	07:15	B.Nix 2 yd. pass from C.Sutton (W.Lutz kick) (11-70, 4:49)	7	10
Ravens	2	03:47	Z.Flowers 7 yd. pass from L.Jackson (J.Tucker kick) (7-63, 3:28)	7	17
Broncos	2	00:54	W.Lutz 37 yd. Field Goal (11-51, 2:53)	10	17
Ravens	2	00:16	Z.Flowers 53 yd. pass from L.Jackson (J.Tucker kick) (2-70, 0:38)	10	24
Ravens	3	09:36	D.Henry 6 yd. run (J.Tucker kick) (11-70, 5:24)	10	31
Ravens	3	01:21	P.Ricard 3 yd. pass from L.Jackson (J.Tucker kick) (10-79, 6:11)	10	38
Ravens	4	12:49	J.Tucker 37 yd. Field Goal (5-20, 2:15)	10	41

DENVER BRONCOS (HEAD COACH: SEAN PAYTON)

OFFENSE			DEFENSE		
WR	14	C. Sutton	DE	99	Z. Allen
LT	72	G. Bolles	NT	93	D. Jones
LG	74	B. Powers	DE	98	J. Franklin-Myers
C	54	A. Forsyth	SLB	0	J. Cooper
RG	77	Q. Meinerz	WLB	15	N. Bonitto
RT	69	M. McGlinchey	ILB	55	C. Barton
TE	45	N. Adkins	ILB	12	K. Alexander
TE	82	A. Trautman	CB	2	P. Surtain II
WR	84	L. Humphrey	CB	21	R. Moss
RB	38	J. McLaughlin	S	26	D. Key
QB	10	B. Nix	S	22	B. Jones

BALTIMORE RAVENS (HEAD COACH: JOHN HARBAUGH)

OFFENSE			DEFENSE		
WR	4	Z. Flowers	DT	92	N. Madubuike
WR	7	R. Bateman	DE	96	B. Washington
LT	79	R. Stanley	OLB	53	K. Van Noy
LG	65	P. Mekari	MLB	0	R. Smith
C	64	T. Linderbaum	WLB	23	T. Simpson
RG	77	D. Faalele	OLB	99	O. Oweh
RT	70	R. Rosengarten	CB	44	M. Humphrey
TE	89	M. Andrews	SS	14	K. Hamilton
QB	8	L. Jackson	FS	32	M. Williams
RB	22	D. Henry	CB	21	B. Stephens
FB	42	P. Ricard	DB	29	A. Washington

OFFICIALS: Referee: Adrian Hill (29), Umpire: Roy Ellison (81), Down Judge: David Oliver (24), Line Judge: Greg Bradley (98), Back Judge: Greg Steed (12), Field Judge: Trawick Boger (23), Side Judge: Clay Reynard (18), Replay Official: Kevin Stine

DENVER BRONCOS

PASSING	ATT	CP	YDS	SK/YD	TD	LG	INT	RTG
Bo Nix	33	19	223	4/28	0	34	1	65.6
Courtland Sutton	1	1	2	0/0	1	2t	0	118.8
TOTAL	34	20	225	4/28	1	34	1	76.2

RUSHING	ATT	YDS	AVG	LG	TD
Javonte Williams	12	42	3.5	7	0
Bo Nix	6	36	6.0	15	0
Audric Estime	5	35	7.0	21	0
Jaleel McLaughlin	5	10	2.0	3	0
Michael Burton	2	-1	-0.5	0	0
TOTAL	30	122	4.1	21	0

RECEIVING	NO	YDS	AVG	LG	TD
Courtland Sutton	7	122	17.4	33	0
Jaleel McLaughlin	3	10	3.3	6	0
Javonte Williams	2	42	21.0	34	0
Lil'Jordan Humphrey	2	11	5.5	6	0
Devaughn Vele	2	11	5.5	6	0
Troy Franklin	1	19	19.0	19	0
Marvin Mims Jr.	1	4	4.0	4	0
Adam Trautman	1	4	4.0	4	0
Bo Nix	1	2	2.0	2t	1
TOTAL	20	225	11.3	34	1

TOP DEFENSE	TOT	SOLO	AST	SCK	YDS	INT
Devon Key	9	5	4	0.0	0.0	0
Cody Barton	7	1	6	0.0	0.0	0
Malcolm Roach	5	4	1	0.0	0.0	0

FIELD GOALS	FGM/FGA	PERCENT	RESULTS
Wil Lutz	1-1	100.0	37G
TOTAL	1-1	100.0	

BALTIMORE RAVENS

PASSING	ATT	CP	YDS	SK/YD	TD	LG	INT	RTG
Lamar Jackson	19	16	280	1/11	3	53t	0	158.3
TOTAL	19	16	280	1/11	3	53T	0	158.3

RUSHING	ATT	YDS	AVG	LG	TD
Derrick Henry	23	106	4.6	20	2
Justice Hill	5	15	3.0	8	0
Lamar Jackson	3	4	1.3	11	0
Josh Johnson	3	2	0.7	2	0
TOTAL	34	127	3.7	20	2

RECEIVING	NO	YDS	AVG	LG	TD
Zay Flowers	5	127	25.4	53t	2
Justice Hill	3	43	14.3	24	0
Rashod Bateman	3	25	8.3	15	0
Mark Andrews	2	26	13.0	16	0
Nelson Agholor	1	29	29.0	29	0
Derrick Henry	1	27	27.0	27	0
Patrick Ricard	1	3	3.0	3t	1
TOTAL	16	280	17.5	53T	3

TOP DEFENSE	TOT	SOLO	AST	SCK	YDS	INT
Kyle Hamilton	10	7	3	0.0	0.0	0
Trenton Simpson	9	7	2	1.0	13.0	0
Brandon Stephens	7	5	2	0.0	0.0	0

FIELD GOALS	FGM/FGA	PERCENT	RESULTS
Justin Tucker	2-2	100.0	33G, 37G
TOTAL	2-2	100.0	

GAME HIGHLIGHTS

- The Ravens permitted the Broncos just 10 points and 319 total yards (197 passing and 122 rushing), limiting them to 6-of-14 (43%) on third down and 1-of-5 (20%) on fourth down. The defense also registered 4 sacks and notched 1 INT of rookie QB Bo Nix.
- QB Lamar Jackson** completed 16-of-19 passes for 280 yards and 3 TDs, registering a perfect 158.3 passer rating. By reaching the perfect mark for the fourth time in his career, Jackson surpassed Tom Brady, Peyton Manning, Ben Roethlisberger and Kurt Warner (three apiece) for the most such performances in NFL history (min. 15 attempts in each game).
- RB Derrick Henry** totaled 23 carries for 106 yards (4.6 avg.) and 2 TDs, marking his ninth-consecutive game reaching the end zone. The rushing TDs marked his 10th and 11th on the season, and the 100th and 101st of his career.
- With 5 receptions for 127 yards and 2 TDs, **WR Zay Flowers** recorded his fourth 100-yard receiving performance over the last five games, while also notching his first-career game with multiple receiving TDs.

Team Statistics

	Broncos	Ravens
First Downs	20	25
3rd-Down Eff. (Made/Att/Pct)	6/14/43%	3/8/38%
4th-Down Eff. (Made/Att/Pct)	1/5/20%	0/0/0%
Total Net Yards	319	396
Total Plays	68	54
Yards Per Play	4.7	7.3
Rushes/Net Yards	30/122	34/127
Net Passing	197	269
Pass Attempts/Completions	34/20	19/16
Had Intercepted	1	0
Sacked/Yards Lost	4/28	1/11
Punts/Average	2/48.0	2/49.0
Penalties/Yards	9/71	6/53
Fumbles/Lost	0/0	2/0
Possession Time	28:09	31:51



GAME 10: BENGALS 34, RAVENS 35

Cincinnati (4-6) • Baltimore (7-3)

Thursday, November 7, 2024 • 8:15 PM EST • M&T Bank Stadium • Baltimore
Clear Temp: 69° F, Humidity: 43%, Wind: NNW 6 mph • Attendance: 71,118 • Time: 3:20



Cincinnati Bengals	7	7	7	13	—	34
Baltimore Ravens	0	7	7	21	—	35

SCORING DRIVES

TEAM	QTR	TIME	SCORING PLAY	CIN	BAL
Bengals	1	09:23	C.Brown 1 yd. run (E.McPherson kick) (12-70, 5:37)	7	0
Ravens	2	13:04	N.Agholor 6 yd. pass from L.Jackson (J.Tucker kick) (9-59, 4:52)	7	7
Bengals	2	00:30	T.Hudson 3 yd. pass from J.Burrow (E.McPherson kick) (10-73, 3:32)	14	7
Bengals	3	13:09	J.Chase 67 yd. pass from J.Burrow (E.McPherson kick) (1-67, 0:12)	21	7
Ravens	3	04:12	D.Henry 1 yd. run (J.Tucker kick) (5-31, 2:46)	21	14
Ravens	4	13:30	T.Wallace 84 yd. pass from L.Jackson (kick failed, wl) (3-92, 1:14)	21	20
Ravens	4	05:50	M.Andrews 18 yd. pass from L.Jackson (L.Jackson run) (7-65, 3:34)	21	28
Bengals	4	05:37	J.Chase 70 yd. pass from J.Burrow (E.McPherson kick) (1-70, 0:13)	28	28
Ravens	4	01:49	R.Bateman 5 yd. pass from L.Jackson (J.Tucker kick) (11-70, 3:48)	28	35
Bengals	4	00:38	J.Chase 5 yd. pass from J.Burrow (pass failed) (9-70, 1:11)	34	35

CINCINNATI BENGALS (HEAD COACH: ZAC TAYLOR)

OFFENSE			DEFENSE		
WR	1	J. Chase	DE	94	S. Hubbard
WR	80	A. Iosivas	DT	98	S. Rankins
LT	61	C. Ford	DT	92	B. Hill
LG	67	C. Volson	RDE	91	T. Hendrickson
C	64	T. Karras	LB	55	L. Wilson
RG	65	A. Cappa	LB	57	G. Pratt
RT	71	A. Mims	NCB	21	M. Hilton
TE	89	D. Sample	CB	29	C. Taylor-Britt
WR	81	J. Burton	CB	20	D. Turner II
QB	9	J. Burrow	S	22	G. Stone
HB	30	C. Brown	S	24	V. Bell

BALTIMORE RAVENS (HEAD COACH: JOHN HARBAUGH)

OFFENSE			DEFENSE		
WR	4	Z. Flowers	DT	92	N. Madubuike
WR	15	N. Agholor	DE	98	T. Jones
WR	7	R. Bateman	OLB	53	K. Van Noy
LT	79	R. Stanley	MLB	0	R. Smith
LG	65	P. Mekari	WLB	23	T. Simpson
C	64	T. Linderbaum	OLB	99	O. Oweh
RG	77	D. Faalele	CB	44	M. Humphrey
RT	70	R. Rosengarten	SS	14	K. Hamilton
TE	89	M. Andrews	FS	32	M. Williams
QB	8	L. Jackson	CB	21	B. Stephens
RB	22	D. Henry	DB	29	A. Washington

OFFICIALS: Referee: Cleite Blakeman (34), Umpire: Scott Campbell (127), Down Judge: Dana McKenzie (8), Line Judge: Julian Mapp (10), Back Judge: Jonah Monroe (120), Field Judge: Karina Tovar (0), Side Judge: James Coleman (95), Replay Official: Chad Adams

CINCINNATI BENGALS

PASSING	ATT	CP	YDS	SK/YD	TD	LG	INT	RTG
Joe Burrow	56	34	428	3/7	4	70t	0	108.3
TOTAL	56	34	428	3/7	4	70T	0	108.3

RUSHING	ATT	YDS	AVG	LG	TD
Chase Brown	13	42	3.2	7	1
Joe Burrow	2	6	3.0	6	0
Tanner Hudson	1	1	1.0	1	0
TOTAL	16	49	3.1	7	1

RECEIVING	NO	YDS	AVG	LG	TD
Ja Marr Chase	11	264	24.0	70t	3
Chase Brown	9	52	5.8	17	0
Tanner Hudson	6	42	7.0	10	1
Mike Gesicki	4	30	7.5	13	0
Andrei Iosivas	2	29	14.5	19	0
Jermaine Burton	1	11	11.0	11	0
Cam Grandy	1	0	0.0	0	0
TOTAL	34	428	12.6	70T	4

TOP DEFENSE	TOT	SOLO	AST	SCK	YDS	INT
Germaine Pratt	8	6	2	0.0	0.0	0
Logan Wilson	8	5	3	0.0	0.0	0
Jordan Battle	7	5	2	0.0	0.0	0

FIELD GOALS	FGM/FGA	PERCENT	RESULTS
	No Field Goals		

GAME HIGHLIGHTS

- The 7-3 Ravens have won seven of their past eight games and move to 4-1 at home this season. They've swept the season series against the Bengals in each of the past two seasons.
- The 148 combined points between both Ravens-Bengals affairs this season mark the most in any single-season matchup in Baltimore's history.
- With the victory, head coach **John Harbaugh's** Ravens won their 100th game at home (regular season and postseason).
- QB Lamar Jackson** completed 25-of-33 attempts for 290 yards, 4 TDs (to four different targets), 0 INTs and a 141.4 passer rating. In the fourth quarter, he was 11-of-13 for 197 yards and 3 TDs (perfect 158.3 rating). It marked Jackson's sixth-straight game with at least 275 passing yards and a 100-or-better passer rating.
- CB Marlon Humphrey** tallied 5 solo tackles, 1 PD and 1 FF, while **DT Nnamdi Madubuike** produced a career-high 3 sacks and 1 FF.
- RB Derrick Henry** reached the end zone in his 10th-straight game, while **WR Tylan Wallace** posted his first-career 100-yard receiving game, finishing with 3 catches for 113 yards, including an 84-yard catch-and-run TD.

BALTIMORE RAVENS

PASSING	ATT	CP	YDS	SK/YD	TD	LG	INT	RTG
Lamar Jackson	33	25	290	0/0	4	84t	0	141.4
TOTAL	33	25	290	0/0	4	84T	0	141.4

RUSHING	ATT	YDS	AVG	LG	TD
Derrick Henry	16	68	4.3	11	1
Lamar Jackson	7	33	4.7	10	0
Justice Hill	2	-2	-1.0	0	0
TOTAL	25	99	4.0	11	1

RECEIVING	NO	YDS	AVG	LG	TD
Mark Andrews	6	68	11.3	18t	1
Rashod Bateman	6	54	9.0	15	1
Zay Flowers	4	34	8.5	19	0
Tylan Wallace	3	115	38.3	84t	1
Justice Hill	2	0	0.0	6	0
Nelson Agholor	1	6	6.0	6t	1
Diontae Johnson	1	6	6.0	6	0
Charlie Kolar	1	4	4.0	4	0
Derrick Henry	1	3	3.0	3	0
TOTAL	25	290	11.6	84T	4

TOP DEFENSE	TOT	SOLO	AST	SCK	YDS	INT
Roquan Smith	12	6	6	0.0	0.0	0
Trenton Simpson	7	4	3	0.0	0.0	0
Marlon Humphrey	5	5	0	0.0	0.0	0

FIELD GOALS	FGM/FGA	PERCENT	RESULTS
	No Field Goals		

Team Statistics

	Bengals	Ravens
First Downs	27	20
3rd-Down Eff. (Made/Att/Pct)	8/16/50%	7/12/58%
4th-Down Eff. (Made/Att/Pct)	2/4/50%	0/0/0%
Total Net Yards	470	389
Total Plays	75	58
Yards Per Play	6.3	6.7
Rushes/Net Yards	16/49	25/99
Net Passing	421	290
Pass Attempts/Completions	56/34	33/25
Had Intercepted	0	0
Sacked/Yards Lost	3/7	0/0
Punts/Average	3/41.3	5/46.2
Penalties/Yards	3/23	11/81
Fumbles/Lost	3/1	0/0
Possession Time	31:35	28:25



GAME 11: RAVENS 16, STEELERS 18

Baltimore (7-4) • Pittsburgh (8-2)

Sunday, November 17, 2024 • 1:00 PM EST • Acrisure Stadium • Pittsburgh
Cloudy Temp: 52° F, Humidity: 61%, Wind: SW 5 mph • Attendance: 67,551 • Time: 3:19



Baltimore Ravens	0	7	3	6	—	16
Pittsburgh Steelers	3	6	6	3	—	18

SCORING DRIVES

TEAM	QTR	TIME	SCORING PLAY	BAL	PIT
Steelers	1	10:40	C.Boswell 32 yd. Field Goal (8-28, 3:31)	0	3
Steelers	2	07:39	C.Boswell 52 yd. Field Goal (10-50, 4:52)	0	6
Ravens	2	01:16	D.Henry 1 yd. run (J.Tucker kick) (6-80, 3:51)	7	6
Steelers	2	00:07	C.Boswell 32 yd. Field Goal (4-5, 0:22)	7	9
Steelers	3	10:46	C.Boswell 57 yd. Field Goal (8-31, 4:14)	7	12
Ravens	3	06:12	J.Tucker 54 yd. Field Goal (11-34, 4:34)	10	12
Steelers	3	00:56	C.Boswell 27 yd. Field Goal (10-61, 5:16)	10	15
Steelers	4	03:35	C.Boswell 50 yd. Field Goal (9-32, 4:39)	10	18
Ravens	4	01:06	Z.Flowers 16 yd. pass from L.Jackson (pass failed) (9-69, 2:29)	16	18

PITTSBURGH STEELERS (HEAD COACH: MIKE TOMLIN)

OFFENSE			DEFENSE		
WR 14	G. Pickens	DT 97	C. Heyward		
LT 65	D. Moore Jr.	NT 95	K. Benton		
LG 73	I. Seumalo	LOLB 90	T. Watt		
C 54	Z. Frazier	LILB 6	P. Queen		
LG 66	M. McCormick	RILB 50	E. Roberts		
LT 77	B. Jones	ROLB 51	N. Herbig		
OL 74	S. Anderson	LCB 26	D. Jackson		
TE 80	D. Washington	FS 39	M. Fitzpatrick		
RB 22	N. Harris	SS 25	D. Elliott		
QB 3	R. Wilson	RCB 24	J. Porter Jr.		
WR 11	V. Jefferson	NCB 31	B. Bishop Jr.		

BALTIMORE RAVENS (HEAD COACH: JOHN HARBAUGH)

OFFENSE			DEFENSE		
WR 4	Z. Flowers	DT 92	N. Madubuike		
WR 18	D. Johnson	DT 98	T. Jones		
WR 7	R. Bateman	DE 96	B. Washington		
LT 79	R. Stanley	OLB 95	T. Robinson		
LG 65	P. Mekari	MLB 0	R. Smith		
C 64	T. Linderbaum	WLB 23	T. Simpson		
RG 77	D. Faalele	OLB 40	M. Harrison		
RT 70	R. Rosengarten	CB 44	M. Humphrey		
TE 89	M. Andrews	SS 14	K. Hamilton		
QB 8	L. Jackson	FS 29	A. Washington		
RB 22	D. Henry	CB 21	B. Stephens		

OFFICIALS: Referee: Clay Martin (19), Umpire: James Carter II (73), Down Judge: Jerod Phillips (6), Line Judge: Brian Perry (97), Field Judge: Dave Hawkshaw (107), Side Judge: Alonzo Ramsey III (80), Back Judge: Greg Wilson (119), Replay Official: Brian Matoreo, Replay Assistant: Bryant Thompson

BALTIMORE RAVENS

PASSING	ATT	CP	YDS	SK/YD	TD	LG	INT	RTG
Lamar Jackson	33	16	207	2/2	1	42	1	66.1
TOTAL	33	16	207	2/2	1	42	1	66.1

RUSHING	ATT	YDS	AVG	LG	TD
Derrick Henry	13	65	5.0	31	1
Lamar Jackson	4	46	11.5	25	0
Justice Hill	2	13	6.5	9	0
TOTAL	19	124	6.5	31	1

RECEIVING	NO	YDS	AVG	LG	TD
Isaiah Likely	4	75	18.8	42	0
Justice Hill	4	28	7.0	22	0
Zay Flowers	2	39	19.5	23	1
Rashod Bateman	2	30	15.0	19	0
Mark Andrews	2	22	11.0	14	0
Tylan Wallace	1	8	8.0	8	0
Patrick Ricard	1	5	5.0	5	0
TOTAL	16	207	12.9	42	1

TOP DEFENSE	TOT	SOLO	AST	SCK	YDS	INT
Roquan Smith	13	8	5	0.0	0.0	0
Ar'Darius Washington	11	6	5	0.0	0.0	0
Kyle Hamilton	10	9	1	0.0	0.0	0

FIELD GOALS	FGM/FGA	PERCENT	RESULTS
Justin Tucker	1-3	33.3	47WL, 50WL, 54G
TOTAL	1-3	33.0	

PITTSBURGH STEELERS

PASSING	ATT	CP	YDS	SK/YD	TD	LG	INT	RTG
Russell Wilson	36	23	205	4/24	0	37	1	67.5
TOTAL	36	23	205	4/24	0	37	1	67.5

RUSHING	ATT	YDS	AVG	LG	TD
Najee Harris	18	63	3.5	13	0
Jaylen Warren	9	41	4.6	9	0
Justin Fields	2	17	8.5	9	0
Russell Wilson	4	1	0.3	3	0
Cordarrelle Patterson	1	0	0.0	0	0
TOTAL	34	122	3.6	13	0

RECEIVING	NO	YDS	AVG	LG	TD
George Pickens	8	89	11.1	37	0
Najee Harris	4	30	7.5	20	0
Jaylen Warren	4	27	6.8	12	0
Darnell Washington	2	42	21.0	25	0
Pat Freiermuth	2	14	7.0	9	0
Ben Skowronek	1	4	4.0	4	0
Cordarrelle Patterson	1	0	0.0	0	0
Calvin Austin III	1	-1	-1.0	-1	0
TOTAL	23	205	8.9	37	0

TOP DEFENSE	TOT	SOLO	AST	SCK	YDS	INT
Patrick Queen	10	3	7	0.0	0.0	0
Minkah Fitzpatrick	7	4	3	0.0	0.0	0
Larry Ogunjobi	5	0	5	0.0	0.0	0

FIELD GOALS	FGM/FGA	PERCENT	RESULTS
Chris Boswell	6-6	100.0	32G, 52G, 32G, 57G, 27G, 50G
TOTAL	6-6	100.0	

GAME HIGHLIGHTS

- Of the last 33 Ravens-Steelers games, a league-high 27 have been one-score affairs, including each of the past nine contests. Dating back to 2008, a league-high 19 Ravens-Steelers games have been decided by 3-or-fewer points.
- The defense limited Pittsburgh to 4-of-16 (25%) on third down and 0-for-4 in the red zone, forcing 6 FGs. It marks the first time in this storied rivalry that the victors were held without a TD.
- OLB Odafe Oweh** tallied 5 tackles (3 solo) to go along with a team-best 2.5 sacks.
- CB Marlon Humphrey** tallied 3 solo tackles and 1 INT, picking off QB Russell Wilson in the end zone on third-and-goal from the 5-yard line.
- S Ar'Darius Washington** tallied a career-high 11 tackles (6 solo) and 1 PD.
- In his Ravens debut, **CB Tre'Davious White** tallied 2 PD, both of which broke up potential TD grabs by WR George Pickens.
- RB Derrick Henry** posted 65 rushing yards and 1 rushing TD on 13 carries (5.0 avg.). Henry tied the single-season franchise record for total TDs (15) and became the fourth player since 1970 to reach the end zone in each of the first 11 games of a season, joining Hall of Famers O.J. Simpson (first 14 in 1975), Jerry Rice (first 12 in 1987) and John Riggins (first 12 in 1983).

Team Statistics

	Ravens	Steelers
First Downs	16	18
3rd-Down Eff. (Made/Att/Pct)	4/11/36%	4/16/25%
4th-Down Eff. (Made/Att/Pct)	0/0/0%	0/1/0%
Total Net Yards	329	303
Total Plays	54	74
Yards Per Play	6.1	4.1
Rushes/Net Yards	19/124	34/122
Net Passing	205	181
Pass Attempts/Completions	33/16	36/23
Had Intercepted	1	1
Sacked/Yards Lost	2/2	4/24
Punts/Average	4/54.3	4/56.5
Penalties/Yards	12/80	7/45
Fumbles/Lost	2/2	0/0
Possession Time	23:38	36:22