



BOLT UP
los angeles chargers football



GAME RELEASE



vs.



WEEK 11 | SUN. NOV. 17 | 5:20 PM PT

GAME RELEASE

213.719.6600 | Chargers.com | @Chargers

Josh.Rupprecht@Chargers.NFL.com | Jennifer.Rojas@Chargers.NFL.com

Lauren.Georgeson@Chargers.NFL.com | Brock.Anderson@Chargers.NFL.com

Leonie.Strehl@Chargers.NFL.com | Ricky.Martinez@Chargers.NFL.com



BOLTS HOST BENGALS ON SUNDAY NIGHT FOOTBALL

The Los Angeles Chargers play under the lights at SoFi Stadium in Week 11, hosting the Cincinnati Bengals on *Sunday Night Football*. The teams kickoff on Sun., Nov. 17 at 5:20 p.m. PT. Mike Tirico, Cris Collinsworth and Melissa Stark have the call on NBC, while Matt "Money" Smith, Daniel Jeremiah and Shannon Farren will broadcast on the Chargers Radio Network airwaves on ALT FM-98.7 as well as on SiriusXM 85 or 225 and on the SiriusXM app. Adrian Garcia-Marquez and Francisco Pinto will present the game in Spanish on Que Buena Los Angeles.

The game will be the first home matchup for the Chargers against the Bengals since a 26-21 victory in 2018. The Bolts have won three-straight games against Cincinnati, including a 19-point victory in 2021 that saw Justin Herbert throw for 317 yards and three touchdowns, registering a 118.4 passer rating.

Los Angeles won its third-straight game in Week 10, defeating Tennessee, 27-17. Quarterback **Justin Herbert** led the team to victory throwing a touchdown and running in a score, marking his ninth-straight game this season with a passer rating above 90.0. The defense totaled 13 sacks over the last two weeks, including 4.5 from outside linebacker **Tuli Tuipulotu**, who became the eighth Charger ever to have back-to-back games with two-plus sacks. Outside linebacker **Joey Bosa** also had a sack last week, giving him 70.0 for his career to rank No. 2 in franchise history. On the season, the Bolts defense leads the league in scoring, allowing just 13.1 points per game.

Cincinnati's offense is led by quarterback Joe Burrow, who's 24 passing touchdowns are tied for the most in the NFL this season. He's linked up with wide receiver Ja'Maar Chase 66 times for 981 yards and 10 touchdowns. Defensively, the Bengals are led by defensive end Trey Hendrickson, who is among the NFL leaders with 11.0 sacks.

The Bolts remain in primetime next week, hosting the Baltimore Ravens on *Monday Night Football*. Kickoff from SoFi Stadium on Mon., Nov. 25 is slated for 5:15 p.m. PT.

BY THE NUMBERS

- 200** LS Josh Harris will appear in career game No. 200 on Sunday.
- 2.0** The Bolts had two players record two-plus sacks in each of the past two weeks, marking just the second time in franchise history the team had multiple players with two-plus sacks in back-to-back games (2017 season, Weeks 5 and 7).
- 90** QB Justin Herbert has registered a passer rating of at least 90 in every game this season, becoming the fifth player in NFL history to do so.

ON THE CALL

TELEVISION: NBC
Play-by-play: Mike Tirico
Analyst: Cris Collinsworth
Sideline: Melissa Stark

CHARGERS RADIO: ALT FM-98.7
Play-by-play: Matt "Money" Smith
Analyst: Daniel Jeremiah
Sideline: Shannon Farren

NATIONAL RADIO: WESTWOOD ONE **SPANISH RADIO: QUE BUENA**
Play-by-play: Ryan Radtke **LOS ANGELES (FM-105.5/94.3)**
Analyst: Mike Golic **Play-by-play:** Adrian Garcia-Marquez
Analyst: Francisco Pinto

CHARGERS MOBILE APP: Official team news, full game stats and live press conferences are available on the Chargers mobile app. For more details, visit Chargers.com/app.

2024 CHARGERS SCHEDULE

PRESEASON (1-2)

Wk	Date	Opponent	TV	Result
1	Sat., Aug. 10	SEATTLE	CBS LA	L, 16-3
2	Sat., Aug. 17	L.A. RAMS	CBS LA	L, 13-9
3	Sat., Aug. 24	at Dallas	CBS LA	W, 26-19

REGULAR SEASON (6-3)

Wk	Date	Opponent	TV	Time*/Res.
1	Sun., Sept. 8	LAS VEGAS	CBS	W, 22-10
2	Sun., Sept. 15	at Carolina	CBS	W, 26-3
3	Sun., Sept. 22	at Pittsburgh	CBS	L, 20-10
4	Sun., Sept. 29	KANSAS CITY	CBS	L, 17-10
5	—	BYE	—	—
6	Sun., Oct. 13	at Denver	CBS	W, 23-16
7	Mon., Oct. 21	at Arizona	ESPN+	L, 17-15
8	Sun., Oct. 27	NEW ORLEANS	FOX	W, 26-8
9	Sun., Nov. 3	at Cleveland	CBS	W, 27-10
10	Sun., Nov. 10	TENNESSEE	FOX	W, 27-17
11	Sun., Nov. 17	CINCINNATI	NBC	5:20 p.m.
12	Mon., Nov. 25	BALTIMORE	ESPN	5:15 p.m.
13	Sun., Dec. 1	at Atlanta	CBS	10:00 a.m.
14	Sun., Dec. 8	at Kansas City	NBC	5:20 p.m.
15	Sun., Dec. 15	TAMPA BAY	FOX	1:25 p.m.
16	Sun., Dec. 22	DENVER	FOX	1:05 p.m.
17	TBD	at New England	TBD	TBD
18	TBD	at Las Vegas	TBD	TBD

*All Times Pacific
HOME GAMES IN CAPS

2024 AFC WEST STANDINGS

Team	W	L	T	Pct.	PF	PA
Kansas City	9	0	0	1.000	219	161
L.A. Chargers	6	3	0	.667	186	118
Denver	5	5	0	.500	197	177
Las Vegas	2	7	0	.222	168	251

RELEASE INDEX

Content	Page	Content	Page
The 2024 Schedule	2	Khalil Mack Notes	21
Bengals Series History	3	Joey Bosa Notes	24
Sunday Night History	4	Cameron Dicker Notes	26
The Matchup	5	Other Player Notes	28
Connections	7	Career Stats vs. Bengals	30
Assistant Coaches	8	2024 Stats	33
Team Notes	9	Game Summaries	35
Justin Herbert Notes	11	Rosters & Transactions	40
J.K. Dobbins Notes	19	Media Information	49
Derwin James Jr. Notes	20		

BREAKING DOWN THE 2024 SCHEDULE

SERIES BREAKDOWN	2024 RECORD	NOTES
 <p>ALL-TIME: 59-68-2 HOME: 31-33-1 AWAY: 28-35-1 LAST: W, 22-10 – 2024 vs. Raiders</p>	<p>OVERALL: 2-7-0 HOME: 1-3-0 AWAY: 1-4-0 STANDING: 4th AFC West</p>	<p>The Chargers have won 15 of the past 21 home contests against the Raiders and defeated the Raiders in 12 of the last 20 road games. Los Angeles beat the Raiders at SoFi Stadium last season behind Khalil Mack's single-game franchise-record six sacks.</p>
 <p>ALL-TIME: 2-6-0 HOME: 0-4-0 AWAY: 2-2-0 LAST: W, 26-3 – 2024 at Panthers</p>	<p>OVERALL: 3-7-0 HOME: 2-3-0 AWAY: 1-4-0 STANDING: 4th NFC South</p>	<p>Los Angeles heads to Carolina to play the Panthers for just the fourth time in history and first since 2016. In the last matchup, a home game against Carolina in 2020, Justin Herbert made his second career start and threw for 330 yards, becoming the third player in NFL history to top 300 passing yards in each of his first two career starts.</p>
 <p>ALL-TIME: 9-24-0 HOME: 7-9-0 AWAY: 2-15-0 LAST: L, 20-10 – 2024 at Steelers</p>	<p>OVERALL: 7-2-0 HOME: 3-1-0 AWAY: 4-1-0 STANDING: 1st AFC North</p>	<p>The Bolts have won three of the last five bouts in the series, including the 2021 <i>Sunday Night Football</i> come-from-behind victory at home by four points where Justin Herbert become the first player in NFL history to throw for 350 yards and run for 90 in the same game.</p>
 <p>ALL-TIME: 57-70-1 HOME: 31-32-1 AWAY: 26-38-0 LAST: L, 17-10 – 2024 vs. Chiefs</p>	<p>OVERALL: 9-0-0 HOME: 5-0-0 AWAY: 4-0-0 STANDING: 1st AFC West</p>	<p>The Chargers have an all-time regular-season home record against the Chiefs of 31-31-1, with the last five matchups being decided by one score. The Chargers have won two of the last four road games against the Chiefs, including back-to-back wins in 2020 and 2021.</p>
 <p>ALL-TIME: 56-72-1 HOME: 37-27-0 AWAY: 19-45-1 LAST: W, 23-16 – 2024 at Broncos</p>	<p>OVERALL: 5-5-0 HOME: 2-2-0 AWAY: 3-3-0 STANDING: 3rd AFC West</p>	<p>The Bolts hold a 37-27 regular-season home record against the Broncos. In the 2022 home game on <i>Monday Night Football</i>, Los Angeles beat Denver in overtime, 19-16. 11 of the last 14 matchups in the Mile High City have been decided by one score, including six of them by less than seven points.</p>
 <p>ALL-TIME: 11-5-0 HOME: 7-1-0 AWAY: 4-4-0 LAST: L, 17-15 – 2024 at Cardinals</p>	<p>OVERALL: 6-4-0 HOME: 4-2-0 AWAY: 2-2-0 STANDING: 1st NFC West</p>	<p>The Chargers hold a 11-4 (.733) all-time advantage against Arizona. Los Angeles has won five of the last six games, including a 25-24 come-from-behind victory in 2022. The Week 7 matchup marks the third-ever Monday night contest between the teams and the first since 2014.</p>
 <p>ALL-TIME: 8-6-0 HOME: 4-3-0 AWAY: 4-3-0 LAST: W, 26-8 – 2024 vs. Saints</p>	<p>OVERALL: 3-7-0 HOME: 2-3-0 AWAY: 1-4-0 STANDING: 3rd NFC South</p>	<p>The Chargers face the Saints for the 14th time in history, boasting a 7-6 all-time advantage. Typically high-scoring affairs, Los Angeles has eclipsed 25 points in five of the last six games. The late October matchup is the first home game for the Chargers between the teams since 2016.</p>
 <p>ALL-TIME: 20-9-1 HOME: 9-4-0 AWAY: 11-5-1 LAST: W, 27-10 – 2024 at Browns</p>	<p>OVERALL: 2-7-0 HOME: 1-4-0 AWAY: 1-3-0 STANDING: 4th AFC North</p>	<p>Winners of 14 of the last 18 matchups with Cleveland, the Chargers hold a 19-9-1 advantage in the regular-season series against the Browns. Los Angeles won the last matchup in Cleveland in 2022, 30-28, and is undefeated in all 14 games in the series when scoring 25 points.</p>
 <p>ALL-TIME: 29-16-1 HOME: 20-3-1 AWAY: 9-13-0 LAST: W, 27-17 – 2024 vs. Titans</p>	<p>OVERALL: 2-7-0 HOME: 1-3-0 AWAY: 1-4-0 STANDING: 3rd AFC South</p>	<p>The Chargers are 28-16-1 (0.636) against the former AFL West rival. Los Angeles has won 11 of the past 14 games overall, eight straight as the home team. In the eight-straight home wins, the Bolts average 30.8 points and 401.3 net yards per game.</p>
 <p>ALL-TIME: 22-14-0 HOME: 11-7-0 AWAY: 11-7-0 LAST: W, 41-22 – 2021 at Bengals</p>	<p>OVERALL: 4-6-0 HOME: 1-4-0 AWAY: 3-2-0 STANDING: 3rd AFC North</p>	<p>The game will be the first home matchup for the Chargers against the Bengals since a 26-21 victory in 2018. The Bolts have won three-straight games against Cincinnati, including a 19-point victory in 2021 that saw Justin Herbert throw for 317 yards and three touchdowns, registering a 118.4 passer rating.</p>
 <p>ALL-TIME: 5-9-0 HOME: 4-5-0 AWAY: 1-4-0 LAST: L, 20-10 – 2023 vs. Ravens</p>	<p>OVERALL: 7-3-0 HOME: 4-1-0 AWAY: 3-2-0 STANDING: 2nd AFC North</p>	<p>The Chargers host the Ravens for the second-straight season, this time featuring brothers at the helm — Los Angeles Head Coach Jim Harbaugh and Baltimore Head Coach John Harbaugh. Last year, the Chargers and Ravens were also on primetime, squaring off on <i>Sunday Night Football</i>.</p>
 <p>ALL-TIME: 4-8-0 HOME: 1-6-0 AWAY: 3-2-0 LAST: W, 20-17 – 2022 at Falcons</p>	<p>OVERALL: 6-4-0 HOME: 3-3-0 AWAY: 3-1-0 STANDING: 1st NFC South</p>	<p>The Bolts have won each of the past three matchups against Atlanta by three points, including one in 2022 that saw Cameron Dicker make a game-winning kick as time expired, earning him AFC Special Teams Player of the Week honors. Nine of the 12 games in series history were decided by one score.</p>
 <p>ALL-TIME: 8-4-0 HOME: 3-2-0 AWAY: 5-2-0 LAST: L, 38-31 – 2020 at Buccaneers</p>	<p>OVERALL: 4-6-0 HOME: 2-4-0 AWAY: 2-2-0 STANDING: 2nd NFC South</p>	<p>With a regular-season record of 8-4 (.667) against the Buccaneers, the Bolts host Tampa Bay for the first time since 2016. Four of the past six games between the teams have been decided by one score. In the all-time series, the Chargers are 5-1 when scoring 25-plus points.</p>
 <p>ALL-TIME: 15-24-2 HOME: 6-12-1 AWAY: 10-12-1 LAST: W, 6-0 – 2023 at Patriots</p>	<p>OVERALL: 3-7-0 HOME: 1-3-0 AWAY: 2-4-0 STANDING: 4th AFC East</p>	<p>Los Angeles heads to New England for second-straight season, winning 6-0 last year for the team's first shutout since 2017. The Patriots hold a 24-15-2 advantage in the all-time series, with five of the last seven matchups having been decided by less than 10 points.</p>

CHARGERS-BENGALS SERIES HISTORY

SERIES BREAKDOWN

All-Time Series Record	23-15 (.605)
Regular Season Series Record	22-14 (.611)
Chargers All-Time vs. Cincinnati	11-8 (.579)
Current Streak	W, Three (3) games
Last Meeting	Dec. 5, 2021 – W, 41-22
Longest Chargers Win Streak	Four (4) games (1977-80)
Longest Bengals Win Streak	Four (4) games (2010-13)
Head Coach Jim Harbaugh vs. Bengals	1-0 (1.000)
Harbaugh All-Time vs. Bengals*	3-3 (.500)
Most Career GP vs. Bengals	OLB Bud Dupree (11)

*Including years as player

TEAM SUPERLATIVES AGAINST BENGALS

Most Points Scored	50 – Dec. 20, 1982 vs. Cin.
Fewest Points Allowed	3 – Oct. 2, 1977 vs. Cin.
Average Points Scored	24.2
Average Points Allowed	21.6
Most Points (Combined)	90 – Nov. 12, 2006 at Cin.
Fewest Points (Combined)	19 – Oct. 4, 1987 at Cin.
Largest Margin of Victory	28 – Sept. 8, 2002 at Cin.
Most Total Net Yards	661 – Dec. 20, 1982 vs. Cin.
Fewest Total Net Yards Allowed	136 – Dec. 6, 1970 vs. Cin.
Most First Downs	34 – Dec. 20, 1982 vs. Cin.
Fewest First Downs Allowed	8 – Oct. 4, 1969 vs. Cin.
Most Net Passing Yards	486 – Dec. 20, 1982 vs. Cin.
Fewest Net Passing Yards Allowed	13 – Oct. 4, 1987 at Cin.
Most Rushing Yards	241 – Sept. 8, 2002 at Cin.
Fewest Rushing Yards Allowed	36 – Sept. 8, 2002 at Cin.
Most Takeaways	5 – Last: Sept. 19, 1999 at Cin.
Fewest Giveaways	0 – Last: Sept. 13, 2020 at Cin.

MOST RECENT SINGLE-GAME HIGHS

Category	Date	Opp./Loc.	Player	No.
Completions	Dec. 26, 2010	at Cin.	P.Rivers	27
Comp. Pct.*	Sept. 20, 2015	at Cin.	P.Rivers	77.8
Passing Yards	Dec. 20, 1982	vs. Cin.	D.Fouts	435
Passing TDs	Sept. 22, 1985	at Cin.	D.Fouts	4
Passer Rating*	Nov. 12, 2006	at Cin.	P.Rivers	124.5
Rushing Yards	Sept. 21, 1969	at Cin.	D.Post	147
Rushing TDs	Nov. 12, 2006	at Cin.	L.Tomlinson	4
Receptions	Dec. 20, 1982	vs. Cin.	W.Chandler	10
Receiving Yards	Dec. 20, 1982	vs. Cin.	W.Chandler	260
Receiving TDs	Dec. 5, 2021	at Cin.	K.Allen	2
Scrim. Yards	Dec. 20, 1982	vs. Cin.	W.Chandler	260
Total TDs	Nov. 12, 2006	at Cin.	L.Tomlinson	4
Tackles	Dec. 26, 2010	at Cin.	E.Weddle	16
Sacks	Dec. 5, 2024	at Cin.	U.Nwosu	2.0
Interceptions	Nov. 2, 1980	at Cin.	P.Shaw	3
FG Made	Dec. 9, 2018	vs. Cin.	M.Badgley	4
Net Punt Avg.**	Sept. 8, 1996	vs. Cin.	D.Bennett	46.8

*Min. 20 Pass Attempts

**Min. Three Punts

ALL-TIME GAMES AGAINST BENGALS

Date	Opponent	Result	Venue
Sept. 6, 1968	vs. Cincinnati	W, 29-13	San Diego Stadium
Sept. 29, 1968	at Cincinnati	W, 31-10	Nippert Stadium
Sept. 21, 1969	at Cincinnati	L, 34-20	Nippert Stadium
Oct. 4, 1969	vs. Cincinnati	W, 21-14	San Diego Stadium
Dec. 6, 1970	vs. Cincinnati	L, 17-14	San Diego Stadium
Nov. 28, 1971	at Cincinnati	L, 31-0	Riverfront Stadium
Sept. 30, 1973	vs. Cincinnati	L, 20-13	San Diego Stadium
Sept. 22, 1974	at Cincinnati	W, 20-17	Riverfront Stadium
Dec. 21, 1975	at Cincinnati	L, 47-17	Riverfront Stadium
Oct. 2, 1977	vs. Cincinnati	W, 24-3	San Diego Stadium
Nov. 5, 1978	vs. Cincinnati	W, 22-13	San Diego Stadium
Nov. 11, 1979	at Cincinnati	W, 26-24	Riverfront Stadium
Nov. 2, 1980	at Cincinnati	W, 31-14	Riverfront Stadium
Nov. 8, 1981	vs. Cincinnati	L, 40-17	Jack Murphy Stadium
Jan. 10, 1982	at Cincinnati**	L, 27-7	Riverfront Stadium
Dec. 20, 1982	vs. Cincinnati	W, 50-34	Jack Murphy Stadium
Sept. 22, 1985	at Cincinnati	W, 44-41	Riverfront Stadium
Oct. 4, 1987	at Cincinnati	W, 10-9	Riverfront Stadium
Dec. 4, 1988	at Cincinnati	L, 27-10	Riverfront Stadium
Sept. 16, 1990	vs. Cincinnati	L, 21-16	Jack Murphy Stadium
Dec. 13, 1992	vs. Cincinnati	W, 27-10	Jack Murphy Stadium
Sept. 11, 1994	vs. Cincinnati	W, 27-10	Jack Murphy Stadium
Sept. 8, 1996	vs. Cincinnati	W, 27-14	Jack Murphy Stadium
Nov. 2, 1997	at Cincinnati	L, 38-31	Cinergy Field
Sept. 19, 1999	at Cincinnati	W, 34-7	Cinergy Field
Sept. 30, 2001	vs. Cincinnati	W, 28-14	Qualcomm Stadium
Sept. 8, 2002	at Cincinnati	W, 34-6	Paul Brown Stadium
Nov. 23, 2003	vs. Cincinnati	L, 34-27	Qualcomm Stadium
Nov. 12, 2006	at Cincinnati	W, 49-41	Paul Brown Stadium
Dec. 20, 2009	vs. Cincinnati	W, 27-24	Qualcomm Stadium
Dec. 26, 2010	at Cincinnati	L, 34-20	Paul Brown Stadium
Dec. 2, 2012	vs. Cincinnati	L, 20-13	Qualcomm Stadium
Dec. 1, 2013	vs. Cincinnati	L, 17-10	Qualcomm Stadium
Jan. 5, 2014	at Cincinnati*	W, 27-10	Paul Brown Stadium
Sept. 20, 2015	at Cincinnati	L, 24-19	Paul Brown Stadium
Dec. 9, 2018	vs. Cincinnati	W, 26-21	StubHub Center
Sept. 13, 2020	at Cincinnati	W, 16-13	Paul Brown Stadium
Dec. 5, 2021	at Cincinnati	W, 41-22	Paul Brown Stadium

*AFC Wild Card

**AFC Championship

CHARGERS SUNDAY NIGHT FOOTBALL HISTORY

TEAM SUPERLATIVES ON SUNDAY NIGHT

Most Points Scored 54 — Dec. 8, 1985 vs. Pit.
Fewest Points Allowed 3 — Nov. 29, 1992 vs. L.A. Raiders
Average Points Scored 23.5
Average Points Allowed 23.0
Most Points (Combined) 98 — Dec. 8, 1985 vs. Pit.
Fewest Points (Combined) 16 — Last: Dec. 1, 1991 vs. L.A. Raiders
Largest Margin of Victory 31 — Dec. 28, 2008 vs. Den.
Most Total Net Yards 533 — Nov. 21, 2021 vs. Pit.
Fewest Total Net Yards Allowed 214 — Dec. 22, 1996 vs. Den.
Most First Downs 33 — Nov. 21, 2021 vs. Pit.
Fewest First Downs Allowed 12 — Nov. 15, 1987 vs. L.A. Raiders
Most Net Passing Yards 391 — Oct. 6, 2013 at Oak.
Fewest Net Passing Yards Allowed 122 — Dec. 1, 1991 vs. L.A. Raiders
Most Rushing Yards 289 — Dec. 28, 2008 vs. Den.
Fewest Rushing Yards Allowed 24 — Nov. 28, 2010 at Ind.
Most Takeaways 6 — Nov. 11, 2007 vs. Ind.
Fewest Giveaways 0 — Last: Dec. 22, 2022 vs. Mia.

MOST RECENT SINGLE-GAME HIGHS

Category	Date	Opp./Loc.	Player	No.
Completions	Dec. 11, 2022	vs. Mia.	J.Herbert	39
Comp. Pct.*	Sept. 25, 2005	vs. NYG	D.Brees	86.4
Passing Yards	Oct. 6, 2013	at Oak.	P.Rivers	411
Passing TDs	Oct. 29, 2023	vs. Chi.	J.Herbert	3
Passer Rating*	Oct. 12, 2008	vs. N.E.	P.Rivers	141.9
Rushing Yards	Dec. 17, 2006	vs. K.C.	L.Tomlinson	199
Rushing TDs	Dec. 28, 2008	vs. Den.	L.Tomlinson	3
Receptions	Nov. 26, 2023	vs. Bal.	K.Allen	14
Receiving Yards	Oct. 26, 1980	at Dal.	J.Jefferson	160
Receiving TDs	Nov. 20, 2022	vs. K.C.	J.Palmer	2
Scrim. Yards	Sept. 25, 2005	vs. NYG	L.Tomlinson	220
Scrim. TDs	Nov. 21, 2021	vs. Pit.	A.Ekeler	4
Tackles	Nov. 13, 2022	at S.F.	D.Tranquill	15
Sacks	Dec. 18, 2011	vs. Bal.	A.Barnes	4.0
Interceptions	Nov. 11, 2007	vs. Ind.	A.Cromartie	3
FGs Made	Nov. 28, 2010	at Ind.	N.Kaeding	5
Net Punt Avg.**	Jan. 9, 2022	at L.V.	T.Long	54.0

*Min. 20 Pass Attempts

**Min. Three Punts

ALL-TIME SUNDAY NIGHT GAMES

Date	Opponent	Result	Venue
Oct. 26, 1980	at Dallas	L, 42-31	Texas Stadium
Dec. 8, 1985	vs. Pittsburgh	W, 54-44	Jack Murphy Stadium
Nov. 15, 1987	vs. L.A. Raiders*	W, 16-14	Jack Murphy Stadium
Nov. 6, 1988	vs. L.A. Raiders*	L, 13-3	Jack Murphy Stadium
Nov. 12, 1989	vs. L.A. Raiders*	W, 14-12	Jack Murphy Stadium
Nov. 25, 1990	vs. Seattle	L, 13-10 (OT)	Jack Murphy Stadium
Dec. 1, 1991	vs. L.A. Raiders*	L, 9-7	Jack Murphy Stadium
Nov. 29, 1992	vs. L.A. Raiders*	W, 27-3	Jack Murphy Stadium
Nov. 14, 1993	vs. Chicago	L, 16-13	Jack Murphy Stadium
Dec. 12, 1993	vs. Green Bay	L, 20-13	Jack Murphy Stadium
Sept. 4, 1994	at Denver	W, 37-34	Mile High Stadium
Nov. 5, 1995	vs. Miami	L, 24-14	Jack Murphy Stadium
Dec. 1, 1996	vs. New England	L, 45-7	Jack Murphy Stadium
Dec. 22, 1996	vs. Denver	W, 16-10	Jack Murphy Stadium
Nov. 16, 1997	vs. Oakland*	L, 38-13	Qualcomm Stadium
Nov. 30, 1997	vs. Denver	L, 38-28	Qualcomm Stadium
Nov. 29, 1998	vs. Denver	L, 31-16	Qualcomm Stadium
Oct. 29, 2000	vs. Oakland*	L, 15-13	Qualcomm Stadium
Sept. 25, 2005	vs. N.Y. Giants	W, 45-23	Qualcomm Stadium
Dec. 4, 2005	vs. Oakland*	W, 34-10	Qualcomm Stadium
Oct. 8, 2006	vs. Pittsburgh	W, 23-13	Qualcomm Stadium
Nov. 19, 2006	at Denver	W, 35-27	Invesco Field at Mile High
Dec. 17, 2006	vs. Kansas City	W, 20-9	Qualcomm Stadium
Sept. 17, 2007	at New England	L, 38-14	Gillette Stadium
Nov. 11, 2007	vs. Indianapolis	W, 23-21	Qualcomm Stadium
Oct. 12, 2008	vs. New England	W, 30-10	Qualcomm Stadium
Nov. 23, 2008	vs. Indianapolis	L, 23-20	Qualcomm Stadium
Dec. 28, 2008	vs. Denver	W, 52-21	Qualcomm Stadium
Oct. 4, 2009	at Pittsburgh	L, 38-28	Heinz Field
Nov. 28, 2010	at Indianapolis	W, 36-14	Lucas Oil Stadium
Dec. 18, 2011	vs. Baltimore	W, 34-14	Qualcomm Stadium
Oct. 7, 2012	at New Orleans	L, 31-24	Mercedes-Benz Superdome
Oct. 6, 2013	at Oakland*	L, 27-17	O.co Coliseum
Dec. 7, 2014	vs. New England	L, 23-14	Qualcomm Stadium
Dec. 2, 2018	at Pittsburgh	W, 33-30	Heinz Field
Oct. 13, 2019	vs. Pittsburgh	L, 24-17	Dignity Health Sports Park
Nov. 21, 2021	vs. Pittsburgh	W, 41-37	SoFi Stadium
Jan. 9, 2022	at Las Vegas	L, 35-32 (OT)	Allegiant Stadium
Nov. 13, 2022	at San Francisco	L, 22-16	Levi's® Stadium
Nov. 20, 2022	vs. Kansas City	L, 30-27	SoFi Stadium
Dec. 11, 2022	vs. Miami	W, 23-17	SoFi Stadium
Oct. 29, 2023	vs. Chicago	W, 30-13	SoFi Stadium
Nov. 26, 2023	vs. Baltimore	L, 20-10	SoFi Stadium

*Known as Oakland Raiders (1960-81 and 1995-2019)
and Los Angeles Raiders (1982-94)

THE MATCHUP

AT THE HELM



JIM HARBAUGH

Chargers Head Coach

Overall Record: 52-25-1 (.673)
 Reg. Season Record: 47-22-1 (.678)
 Postseason Record: 10-7 (.588)
 Record vs. CIN: 1-0 (1.000)
 Home Record (Reg.): 25-9-1 (.729)

Hometown: Toledo, Oh.
 College: Michigan '87

Harbaugh brings with him a winning culture, posting a 144-52 record as a collegiate head coach and a 49-22-1 record as an NFL head coach. In four years, he led the San Francisco 49ers to three-straight NFC Championship Games, including an appearance in Super Bowl XLVII.

With a keen eye for talent and an ability to develop players, Harbaugh coached nine eventual first-round selections over his nine-season tenure at Michigan (2015-23). Over the course of his four seasons (2011-14) with San Francisco, Harbaugh coached 17 players to a combined 30 Pro Bowl selections — the second-most Pro Bowlers in the NFL in that time. Eight of those players were also recognized as first-team All-Pro selections from *The Associated Press*, including linebackers Patrick Willis (twice) and NaVorro Bowman (three times).

Prior to being a head coach in the NFL, Harbaugh spent four years at the helm at Stanford University (2007-10) and three at the University of San Diego (2004-06). He turned around a Stanford program that went 1-11 in 2006 and led the Cardinal to 29 wins over his four seasons in Palo Alto, Calif., including a 12-win season that culminated in an Orange Bowl victory in 2010. Harbaugh broke into the head coaching ranks at San Diego, leading the Toreros to a 29-6 record in three years.

Harbaugh played quarterback at the University of Michigan, finishing his career as one of the most efficient passers in college football history. He posted a 21-3-1 record as a starter for the Wolverines, earning first-team All-American honors and finishing third in voting for the Heisman Trophy in 1986. Harbaugh paced the nation in 1985 in passing efficiency rating, while his career passing efficiency rating ranked as the best in NCAA history for more than 12 years following his time at Michigan.



ZAC TAYLOR

Bengals Head Coach

Overall Record: 46-52-1 (.470)
 Reg. Season Record: 41-50-1 (.451)
 Postseason Record: 5-2 (.714)
 Record vs. LAC: 0-2 (.000)
 Away Record (Reg.): 18-27-1 (.402)

Hometown: Norman, Okla.
 College: Nebraska ('06)

Zac Taylor was named the 10th head coach in Bengals history on Feb. 4, 2019. The 2024 season is his sixth in the position.

Through five seasons in Cincinnati, Taylor holds a regular-season record of 37-44-1 and a postseason record of 5-2. In 2023, he guided the Bengals to their third consecutive winning season at 9-8, despite a few key players missing time due to injuries. During a five-game stretch from Weeks 5-10 in which QB Joe Burrow was at full health, Taylor oversaw an offense that ranked fourth in the NFL in passing yards per game (275.6), seventh in scoring (26.6 points) and 11th in total yards (354.2). Following Burrow's season-ending injury in Week 11, Taylor worked with QB Jake Browning as he stepped into the starting role for the first time in his career. Over the final seven weeks of the season, Browning ranked second in the league in passing yards (1868) and completion percentage (71.5), and Taylor led Cincinnati to a 4-3 mark to close out the schedule.

His father, Sherwood, was a defensive back and captain at the University of Oklahoma, playing under Sooners head coach Barry Switzer from 1976-79. Sherwood Taylor later served as an assistant coach at Oklahoma and Kansas State University. Taylor's younger brother, Press, played quarterback at Marshall University and currently is the offensive coordinator for the Jacksonville Jaguars.

Taylor was born in Norman, Okla., on May 10, 1983. After attending Norman High School, he earned a bachelor's degree in communication studies from the University of Nebraska in 2006. He and his wife, Sarah, have four children — Brooks, Luke, Emma Claire and Milly. Sarah Taylor is the daughter of former Green Bay Packers and Texas A&M head coach Mike Sherman.

2024 REGULAR SEASON TEAM RANKINGS



6-3
 2nd (AFC West)



4-6
 3rd (AFC North)

OFFENSE (NFL RANK)

20.7 (19th) Points Per Game 27.0 (6th)
 314.3 (22nd) Net Yds. Per Game 344.5 (12th)
 117.9 (19th) Net Rushing Yds. Per Game 89.7 (29th)
 196.4 (22nd) Net Passing Yds. Per Game 254.8 (4th)
 5.31 (17th) Scrimmage Yds. Per Play 5.69 (1th)
 1/0 Opp. Interceptions/Return Yds. 6/62
 24/145 Sacks Allowed/Yds. 23/124
 11/3 Fumbles/Lost 14/6
 39.84% (13th) Third Down Pct. 47.29% (3rd)
 54.17% (18th) Red Zone TD Pct. 72.41% (2nd)
 31:14 (11th) Time of Possession Avg. 28:56 (4th)
 4 (T-1st) Giveaways. 10 (T-7th)

DEFENSE (NFL RANK)

12.6 (1st) Points Per Game 27.0 (27th)
 302.1 (6th) Net Yds. Per Game 347.5 (23rd)
 110.6 (9th) Net Rushing Yds. Per Game 127.3 (17th)
 191.6 (9th) Net Passing Yds. Per Game 220.2 (23rd)
 5.12 (9th) Scrimmage Yds. Per Play 5.31 (14th)
 9/83 Interceptions/ Return Yds. 6/117
 31/159 Sacks/Yds. 17/98
 7/4 Opp. Fumbles/Lost 8/4
 32.76% (5th) Third Down Pct. 45.80% (29th)
 38.89% (2nd) Red Zone TD Pct. 71.88% (31st)
 13 (T-11th) Takeaways. 10 (T-18th)

+9 (T-2nd) TURNOVER MARGIN 0 (T-15th)

SPECIAL TEAMS (NFL RANK)

47.8 (T-17th) Punts-Avg. Yds. (Gross) 50.3 (7th)
 42.8 (9th) Punts-Avg. Yds. (Net) 44.3 (3rd)
 14.7 (6th) Punt Returns-Avg. Per. 6.4 (30th)
 9.2 (16th) Punt Returns-Avg. Per Allowed. 7.8 (10th)
 28.3 (10th) Kickoff Returns-Avg. Per 27.2 (15th)
 27.6 (20th) Kickoff Returns-Avg. Per Allowed. ... 25.6 (12th)
 19/21 (6th) Field Goals Made/Attempted. ... 13/17 (T-25th)

PENALTIES (NFL RANK)

48/361 (4th) Penalties Against/Yds. 44/358 (1st)

THE MATCHUP

WITHIN STRIKING DISTANCE

OLB Joey Bosa

- Needs a strip sack to be the first player to reach 10 since the beginning of the 2021 season.

WR Derius Davis

- Needs a kickoff return for a touchdown to be the second player to return both a punt and a kickoff for a score in the last four seasons.

K Cameron Dicker

- Needs three made field goals to reach 72 with the Chargers and move to No. 5 on the team's all-time field goals list.

TE Will Dissly

- Needs two receptions to reach 35 on the year and set a new career high.

RB J.K. Dobbins

- Needs a 100-yard rushing performance to record three on the season, matching his career high 100-yard rushing games in a single season.
- Needs 136 rushing yards to reach 806 on the year and set a single-season career high.
- Needs 144 yards from scrimmage to reach 926 on the year and set a single-season career high.
- Needs four rushing touchdowns to reach 10 on the year and set a single-season career high.

OLB Bud Dupree

- With a start on Sunday, would reach 100 career starts.

RB Gus Edwards

- Needs 61 scrimmage yards to reach 4,000 for his career.

DL Poona Ford

- Needs an interception to be the second interior defensive lineman with multiple picks in a season over the last 10 years.

LS Josh Harris

- Sunday would mark career game played No. 200.

QB Justin Herbert

- Needs 28 completions to reach 1,800 for his career. With Sunday marking his 72nd career regular-season game, he would eclipse 1,800 completions faster than any player in NFL history (current record is QB Patrick Mahomes, 73 games).
- Needs 311 passing yards to surpass Hall of Fame QB Dan Marino (19,422) for the third-most passing yards by any player in history through the first five seasons of a career.
- Needs 24 passing attempts without an interception to set a team record for the most consecutive pass attempts without an interception, surpassing his previous mark of 233 attempts.
- Needs five passing touchdowns to be just the sixth player in NFL history with 130 or more passing scores within the first five seasons of a career.
- Needs a 300-yard performance for the 27th of his career to pass Hall of Fame QB Dan Marino and QB Andrew Luck and tie QB Jameis Winston for the third-most by any player through their first five pro seasons.

WR Quentin Johnston

- Needs 126 receiving yards to reach 432 on the year and set a single-season career-high.
- Needs a touchdown catch to be the first Charger with a receiving score in three-straight games since 2021.

OLB Khalil Mack

- With a start on Sunday, would reach 160 career starts.
- Needs 3.0 sacks to reach 108.0 and surpass Miami DT Calais Campbell for the third-most among active NFL players.
- Needs 4.0 sacks to reach 110.0 for his career and be just the third active player to eclipse that mark.

OLB Tuli Tuipulotu

- Needs 2.0 sacks to be the second NFL player this season and just the third Charger in history to post three-straight games with two or more sacks.

2024 INDIVIDUAL LEADERS



6-3
2nd (AFC West)

4-6
3rd (AFC North)

PASSING YARDS

Herbert	1,889	Burrow	2,672
Heinicke	24		

RUSHING YARDS

Dobbins	670	Brown	521
Edwards	168	Moss	242
Herbert	117	Burrow	123

RECEIVING YARDS

McConkey	492	Chase	981
Palmer	342	Gesicki	383
Johnston	306	Higgins	341
Dissly	272	Iosivas	228

POINTS SCORED

Dicker	72	McPherson	68
Dobbins	36	Chase	60
Johnston	30	Brown	44

INTERCEPTIONS

Molden	3	Stone	1
Fulton	1	Bell	1
Five tied	1	Four others	1

SACKS

Tuipulotu	5.5	Hendrickson	11.0
Dupree	5.0	Hubbard	2.0
Mack	4.5	Three others	1.0

TACKLES (SOLO)

Henley	77 (52)	Wilson	96 (51)
Perryman	49 (35)	Pratt	89 (53)
James Jr.	49 (31)	Taylor-Britt	49 (36)
Gilman	41 (27)	Stone	49 (27)

KICKOFF RETURNS (AVG.)

Davis	5 (28.2)	Brown	7 (26.6)
-----------------	----------	-----------------	----------

PUNT RETURNS (AVG.); FC

Davis	9 (14.8); 13	Jones	14 (7.1); 5
-----------------	--------------	-----------------	-------------

FIELD GOALS

Dicker	19-21 (90.5%)	McPherson	13-17 (76.5%)
------------------	---------------	---------------------	---------------

PUNTS (GROSS/NET AVG.)

Scott	45 (47.8/42.8)	Rehkov	34 (50.3/44.3)
-----------------	----------------	------------------	----------------

*Player no longer with team.

CHARGERS-BENGALS CONNECTIONS

COLLEGE CONNECTIONS



LAC	Jim Harbaugh	2015-23
LAC	Jesse Minter	2022-23
LAC	Rick Minter	2022-23
LAC	Ben Rabe	2019-23
LAC	Dylan Roney	2021-23
LAC	Mike Elston	2022-23
LAC	Steve Clinkscale	2021-23
LAC	Devin Woodhouse	2023
LAC	Lincoln DeWolf	2023
LAC	Ben Herbert	2018-23
LAC	RB Hassan Haskins	2018-21
CIN	Jordan Kovacs	2017-18
CIN	DT Kris Jenkins	2020-23
CIN	OT/G Andrew Stueber	2017-21
CIN	CB DJ Turner II	2019-22



LAC	DL Justin Eboigbe	2019-23
CIN	S Jordan Battle	2019-22
CIN	WR Jermaine Burton	2022-23



LAC	OL Jordan McFadden	2019-23
CIN	WR Tee Higgins	2017-19
CIN	DE Myles Murphy	2020-22



LAC	WR Ladd McConkey	2020-23
LAC	OL Jamaree Salyer	2018-21
LAC	Robert Muschamp	2021-22
CIN	HB Kendall Milton	2020-23
CIN	OT Amarius Mims	2021-23



LAC	CB Kristian Fulton	2016-19
LAC	WR DJ Chark Jr.	2014-18
CIN	Brad Kragthorpe	2012-15, 2018
CIN	QB Joe Burrow	2018-19
CIN	WR Ja'Marr Chase	2018-19



LAC	OLB Joey Bosa	2013-15
LAC	RB J.K. Dobbins	2017-19
CIN	S Vonn Bell	2013-15
CIN	DE Sam Hubbard	2014-17
CIN	QB Joe Burrow	2015-17



LAC	CB Cam Hart	2019-23
LAC	T Joe Alt	2021-23
LAC	Chris O'Leary	2018-23
CIN	Ronnie Regula	2022-23



LAC	T Foster Sarell	2017-20
CIN	WR Trenton Irwin	2015-18



LAC	WR Derius Davis	2018-22
LAC	WR Quentin Johnston	2020-22
CIN	CB Josh Newton	2022-23



LAC	DL Otito Ogbonnia	2018-21
CIN	Diamond Simmons	2021-23



LAC	TE Will Dissly	2014-17
LAC	DB Elijah Molden	2017-20
CIN	QB Jake Browning	2015-18
CIN	TE Drew Sample	2014-18

Underlined indicates coaching or administrative roles.

NOTEWORTHY BONDS

Chargers **Head Coach Jim Harbaugh**, Bengals **DT Kris Jenkins**, **OT/G Andrew Stueber** and **CB DJ Turner II** won the College Football National Championship at Michigan in 2023. Bengals **Secondary/Safeties Coach Jordan Kovacs** was an assistant on Harbaugh's staff at Michigan from 2017 to 2018.

During Los Angeles **Head Coach Jim Harbaugh's** playing career, he crossed paths with Bengals **Assistant Head Coach/Special Teams Coordinator Darrin Simmons** in 1998 at the Baltimore Ravens. Later in Harbaugh's playing career, he once again crossed paths with Simmons at the Carolina Panthers in 2001, along with **Chargers Offensive Coordinator Greg Roman**.

Chargers **CB Kristian Fulton**, **WR DJ Chark Jr.**, Bengals **QB Joe Burrow**, **WR Ja'Marr Chase** and **Quarterbacks Coach Brad Kragthorpe** all spent time together at LSU in 2018. In 2019, Fulton, Burrow and Chase went undefeated and won the 2020 College Football Playoff National Championship Game.


Chargers **WR Quentin Johnston**, **WR Derius Davis** and Bengals **CB Josh Newton** overlapped in their time at TCU, reaching the 2023 College Football Playoff National Championship Game.

Los Angeles **WR Ladd McConkey**, **OL Jamaree Salyer**, **Defensive Quality Control Coach Robert Muschamp**, Bengals **HB Kendall Milton** and **OT Amarius Mims** were all at Georgia in 2021. McConkey, Milton and Mims won back-to-back College Football Playoff National Championships in 2021 and 2022.

Los Angeles **TE Hayden Hurst** spent the 2022 season with the Bengals.

Cincinnati **WR Jermaine Burton** is from Calabasas, Calif. and **Assistant Strength and Conditioning Coach Garrett Swanson** is from Riverside, Calif. Bengals **DT Jay Tufele** attended USC from 2017 to 2019.

PRO CONNECTIONS

Head Coach Jim Harbaugh (1998) Asst. HC/ST Coordinator **Darrin Simmons (1998)**
General Manager Joe Hortiz (1998-23) OT **Orlando Brown (2018-20)**
Defensive Coordinator Jesse Minter (2017-20) S **Geno Stone (2020-23)**
RGC/TEs Coach Andy Bischoff (2015-20)
OL Coach Mike Devlin (2022-23) 
Offensive Coordinator Greg Roman (2006-07, 2017-22)
Sr. Offensive Assistant Marc Trestman (2015-16)
TE Hayden Hurst (2018-19)
C Bradley Bozeman (2018-21)
RB J.K. Dobbins (2020-23)
C Sam Mustipher (2023)

Head Coach Jim Harbaugh (2001)  *Assistant HC/ST Coordinator Darrin Simmons (1999-02)*
Offensive Coordinator Greg Roman (1995-01)

OLB Khalil Mack (2018-21)  *RB Khalil Herbert (2021-23)*

WR DJ Chark Jr. (2018-21)  *DT Jay Tufele (2021)*
P JK Scott (2021) *DL Coach Marion Hobby (2017-18)*
WRs Coach Sanjay Lal (2021)

DL Morgan Fox (2016-20)  *Head Coach Zac Taylor (2017-18)*

QBs Coach Shane Day (2016-18)  *TE Mike Gesicki (2018-22)*
Defensive Coordinator Lou Anarumo (2012-17)

QBs Coach Shane Day (2023)  *DT Sheldon Rankins (2023)*
DL Teair Tart (2023)

Assistant General Manager Chad Alexander (2019-23)  *Assistant OL Coach Derek Frazier (2019-20)*
Offensive Line Coach/RGC Frank Pollack (2019-20)
DT Sheldon Rankins (2021-22)

OLB Bud Dupree (2015-20)  *CB Mike Hilton (2017-20)*

Italicized indicates coaches who were players at the time.

ASSISTANT COACHES



RYAN FICKEN

SPECIAL TEAMS COORDINATOR

18TH NFL SEASON | 3RD SEASON WITH CHARGERS



GREG ROMAN

OFFENSIVE COORDINATOR

26TH NFL SEASON | 1ST SEASON WITH CHARGERS



NAVORRO BOWMAN

LINEBACKERS

9TH NFL SEASON | 1ST SEASON WITH CHARGERS



JEFF CARPENTER

OFFENSIVE QUALITY CONTROL/WIDE RECEIVERS

1ST NFL SEASON | 1ST SEASON WITH CHARGERS



SHANE DAY

QUARTERBACKS

16TH NFL SEASON | 3RD SEASON WITH CHARGERS



MIKE ELSTON

DEFENSIVE LINE

1ST NFL SEASON | 1ST SEASON WITH CHARGERS



CHRIS GOULD

ASSISTANT SPECIAL TEAMS

10TH NFL SEASON | 3RD SEASON WITH CHARGERS



MIKE HIESTAND

DEFENSIVE ASSISTANT

6TH NFL SEASON | 3RD SEASON WITH CHARGERS



KIEL McDONALD

RUNNING BACKS

1ST NFL SEASON | 1ST SEASON WITH CHARGERS



ROBERT MUSCHAMP

DEFENSIVE QUALITY CONTROL

2ND NFL SEASON | 2ND SEASON WITH CHARGERS



DYLAN RONEY

DEFENSIVE ASSISTANT

1ST NFL SEASON | 1ST SEASON WITH CHARGERS



MARC TRESTMAN

SENIOR OFFENSIVE ASSISTANT

25TH NFL SEASON | 1ST SEASON WITH CHARGERS



JESSE MINTER

DEFENSIVE COORDINATOR

5TH NFL SEASON | 1ST SEASON WITH CHARGERS



ANDY BISCHOFF

RUN GAME COORDINATOR/TIGHT ENDS


12TH NFL SEASON | 1ST SEASON WITH CHARGERS



MARCUS BRADY

PASSING GAME COORDINATOR


7TH NFL SEASON | 1ST SEASON WITH CHARGERS



STEVE CLINKSCALE

DEFENSIVE BACKS

1ST NFL SEASON | 1ST SEASON WITH CHARGERS



MIKE DEVLIN

OFFENSIVE LINE

29TH NFL SEASON | 1ST SEASON WITH CHARGERS



JONATHAN GOODWIN

OFFENSIVE ASSISTANT/QUARTERBACKS

14TH NFL SEASON | 1ST SEASON WITH CHARGERS



NICK HARDWICK

ASSISTANT OFFENSIVE LINE

12TH NFL SEASON | 12TH SEASON WITH CHARGERS



SANJAY LAL

WIDE RECEIVERS

18TH NFL SEASON | 1ST SEASON WITH CHARGERS



RICK MINTER

SENIOR DEFENSIVE ANALYST

4TH NFL SEASON | 1ST SEASON WITH CHARGERS



CHRIS O'LEARY

SAFETIES

1ST NFL SEASON | 1ST SEASON WITH CHARGERS



PHIL SERCHIA

OFFENSIVE ASSISTANT

2ND NFL SEASON | 2ND SEASON WITH CHARGERS



WILL TUKUAFU

ASSISTANT DEFENSIVE LINE

4TH NFL SEASON | 1ST SEASON WITH CHARGERS

TEAM NOTES

WELCOME TO L.A.



25 players on Los Angeles' active roster are new this season.

HOW NEW CHARGERS WERE ACQUIRED

How Acquired	New Players
Draft Selections	6
Undrafted Free Agents/IPP	0
Veteran Free Agents	16
Practice Squad Signings	0
Trades	2
Waiver Claims	1
Totals	25

NEW CHARGERS ON THE ACTIVE ROSTER

Pos.	Player	Exp.	How Acq.
T	Joe Alt	R	Draft Selection (1-5)
CB	Dicaprio Bootle	2	Free Agent
C	Bradley Bozeman	7	Free Agent
WR	DJ Chark Jr.	7	Free Agent
TE	Will Dissly	7	Free Agent
RB	J.K. Dobbins	5	UFA (Baltimore)
OLB	Bud Dupree	10	Free Agent
LB	Troy Dye	5	UFA (Minnesota)
DL	Justin Eboigbe	R	Draft Selection (4-105)
RB	Gus Edwards	7	UFA (Baltimore)
TE	Tucker Fisk	2	Free Agent
DL	Poona Ford	7	UFA (Buffalo)
CB	Kristian Fulton	5	UFA (Tennessee)
CB	Cam Hart	R	Draft Selection (5-140)
RB	Hassan Haskins	3	Waivers (Tennessee)
QB	Taylor Heinicke	7	Trade (Atlanta)
TE	Hayden Hurst	7	Free Agent
WR	Ladd McConkey	R	Draft Selection (2-34)
DB	Elijah Molden	4	Trade (Tennessee)
C	Sam Mustipher	5	Free Agent
LB	Denzel Perryman	10	UFA (Houston)
WR	Jalen Reagor	4	Free Agent
CB	Tarheeb Still	R	Draft Selection (5-137)
DL	Teair Tart	5	Free Agent
RB	Kimani Vidal	R	Draft Selection (6-181)

COACH LOCATIONS

For the 2024 season, 16 members of the Chargers coaching staff will be down on the sideline while nine others will be up in the booth. The location of each coach can be seen below:

CHARGERS COACHES DOWN ON THE SIDELINE (16)

Name	Position
Jim Harbaugh	Head Coach
Ryan Ficken	Special Teams Coordinator
Jesse Minter	Defensive Coordinator
Andy Bischoff	Run Game Coordinator/Tight Ends
NaVorro Bowman	Linebackers
Marcus Brady	Passing Game Coordinator
Steve Clinkscale	Defensive Backs
Shane Day	Quarterbacks
Mike Devlin	Offensive Line
Mike Elston	Defensive Line
Jonathan Goodwin	Offensive Assistant/Quarterbacks
Chris Gould	Assistant Special Teams
Nick Hardwick	Assistant Offensive Line
Sanjay Lal	Wide Receivers
Kiel McDonald	Running Backs
Dylan Roney	Defensive Assistant

CHARGERS COACHES UP IN THE BOOTH (9)

Name	Position
Greg Roman	Offensive Coordinator
Jeff Carpenter	Offensive Quality Control/Wide Receivers
Mike Hiestand	Defensive Assistant
Rick Minter	Senior Defensive Analyst
Robert Muschamp	Defensive Quality Control
Chris O'Leary	Safeties
Phil Serchia	Offensive Assistant
Marc Trestman	Senior Offensive Assistant
Will Tukuafu	Assistant Defensive Line

TEAM NOTES

WINNING THE TAKEAWAY BATTLE

The Chargers have recorded 13 takeaways and four giveaways this season, a plus-nine turnover differential that is tied for the second-best in the NFL in 2024.

Los Angeles' offense protects the football as well as any team in the NFL, as the four giveaways by the Bolts are tied for the fewest in the league.

TURNOVER DIFFERENTIAL, NFL, 2024

Rank	Team	TA	GA	Diff.
1.	Buffalo Bills	19	6	+13
2.	Los Angeles Chargers	13	4	+9
	Pittsburgh Steelers	16	5	+9
4.	Chicago Bears	16	8	+8
	Detroit Lions	18	10	+8

GIVEAWAYS LEADERS, NFL, 2024

Rank	Team	Giveaways
1.	Los Angeles Chargers	4
	Washington Commanders	4
3.	Baltimore Ravens	6
	Buffalo Bills	6
5.	Pittsburgh Steelers	7

FORCING THREE-AND-OUTS

The Los Angeles defense has forced the offense into a three-and-out on 27 of the team's 99 defensive drives (27.8 pct.). It's the fourth highest defensive three-and-out rate in the AFC and ranks No. 5 in the NFL in 2024.

DEFENSIVE THREE-AND-OUT PERCENTAGE, NFL, 2024

Rank	Team	Percentage
1.	Seattle Seahawks	29.9
2.	Pittsburgh Steelers	29.9
3.	Miami Dolphins	27.6
	Tennessee Titans	27.6
5.	Los Angeles Chargers	27.8
6.	Cleveland Browns	25.0

KEEPING OPPONENTS OFF THE BOARD

The Bolts defense has the best defensive scoring efficiency in the NFL, allowing scores on 23.2 percent of drives this season.

DEFENSIVE SCORING EFFICIENCY, NFL, 2024

Rank	Team	Drives	Scoring Drives	Sc. Eff.
1.	L.A. Chargers	99	23	23.2
2.	Minnesota	100	25	25.0
3.	Pittsburgh	97	29	29.9
4.	Denver	112	35	31.3
5.	Philadelphia	95	31	32.6

A TOP DEFENSE

The Chargers rank No. 1 in the NFL in scoring defense in 2024, allowing just 13.1 points per game so far this season. The Bolts have allowed 20-or-fewer points in all nine games this year, becoming the fourth team since 1990 to do so in the first nine games of a season (1990 Giants, 1999 Jaguars, 2013 Chiefs).

Los Angeles' defense is also among the best in other major categories, ranking sixth in total defense (302.1 total net yards allowed per game), ninth in rushing defense (110.6 rushing yards allowed per game) and ninth in passing defense (191.6 net passing yards allowed per game).

POINTS ALLOWED PER GAME, NFL, 2024

Rank	Team	Points Allowed/Game
1.	Los Angeles Chargers	13.1
2.	Pittsburgh Steelers	16.2
3.	Minnesota Vikings	17.4
4.	Denver Broncos	17.7
5.	Kansas City Chiefs	17.9
	Philadelphia Eagles	17.9

TOTAL NET YARDS ALLOWED PER GAME, NFL, 2024

Rank	Team	Total Net Yards/Game
1.	Tennessee Titans	273.6
2.	Philadelphia Eagles	274.1
3.	Houston Texans	288.0
4.	Kansas City Chiefs	289.9
5.	Denver Broncos	295.7
6.	Los Angeles Chargers	302.1
7.	New York Jets	302.3

RUSHING YARDS ALLOWED PER GAME, NFL, 2024

Rank	Team	Rushing Yards/Game
1.	Baltimore Ravens	73.0
2.	Minnesota Vikings	79.0
3.	Kansas City Chiefs	83.2
4.	Pittsburgh Steelers	87.1
5.	Philadelphia Eagles	100.7
6.	Detroit Lions	100.8
7.	Denver Broncos	103.5
8.	San Francisco 49ers	106.2
9.	Los Angeles Chargers	110.6
10.	Green Bay Packers	113.0

NET PASSING YARDS ALLOWED PER GAME, NFL, 2024

Rank	Team	Net Passing Yards/Game
1.	Tennessee Titans	156.7
2.	New York Jets	168.3
3.	Philadelphia Eagles	173.4
4.	Houston Texans	174.4
5.	Washington Commanders	182.2
6.	New York Giants	184.2
7.	Chicago Bears	190.4
8.	Miami Dolphins	191.3
9.	Los Angeles Chargers	191.6
10.	Denver Broncos	192.2

JUSTIN HERBERT

BIG-TIME PERFORMER

After he set rookie records in 2020 with eight 300-yard games and six three-touchdown performances, **Justin Herbert** continues to put up big-time performances.

Herbert has topped 300 passing yards 26 times in his career, tied for the fourth-most in a player's first five pro seasons in NFL history.

MOST GAMES WITH 300-PLUS PASSING YARDS, FIRST FIVE SEASONS, NFL HISTORY

Rank	Team	Player	Games
1.	K.C.	QB Patrick Mahomes	31
2.	StL	QB Kurt Warner*	29
3.	T.B.	QB Jameis Winston	27
4.	LAC	QB Justin Herbert	26
	Mia.	QB Dan Marino*	26
	Ind.	QB Andrew Luck	26
7.	LAR	QB Jared Goff	25

**Pro Football Hall of Famer*

Herbert has thrown for at least three touchdowns in 19 games, tied for No. 6 over a player's first five seasons. He has thrown multiple touchdown passes in 39 career games, tied for the seventh-most by a player through their first five professional seasons.

The fifth-year passer has thrown two or more touchdowns and eclipsed a passer rating of 100 in 29 career games, tied for the second-most by any player through the first five seasons of a career in NFL history.

MOST GAMES WITH THREE-PLUS TOUCHDOWN PASSES, FIRST FIVE SEASONS, NFL HISTORY

Rank	Team	Player	Games
1.	Mia.	QB Dan Marino*	33
2.	K.C.	QB Patrick Mahomes	28
3.	StL	QB Kurt Warner*	21
4.	Buf.	QB Josh Allen	20
	Cin.	QB Joe Burrow	20
6.	LAC	QB Justin Herbert	19
	Ind.	QB Peyton Manning*	19
8.	Atl.	QB Matt Ryan	18
	Cin.	QB Andy Dalton	18
	Dal.	QB Dak Prescott	18

MOST GAMES WITH MULTIPLE TOUCHDOWN PASSES, FIRST FIVE SEASONS, NFL HISTORY

Rank	Team	Player	Games
1.	Mia.	QB Dan Marino*	50
	K.C.	QB Patrick Mahomes	46
3.	Buf.	QB Josh Allen	45
	Ind.	QB Andrew Luck	45
5.	Ind.	QB Peyton Manning*	43
6.	Cin.	QB Andy Dalton	40
7.	LAC	QB Justin Herbert	39
	Atl.	QB Matt Ryan	39
	Cin.	QB Joe Burrow	39
10.	S.F.	QB Jeff Garcia	38

**Pro Football Hall of Famer*



HERBERT AS A PRO

Since entering the NFL, **Justin Herbert** ranks inside the NFL's top five in completions, passing yards, passing touchdowns and combined touchdowns. His 26 games with 300-plus passing yards rank tied for No. 2 in the NFL since 2020.

PASSING COMPLETIONS, NFL, SINCE 2020

Rank	Team/s	Player	Completions
1.	K.C.	QB Patrick Mahomes	1,878
2.	LAC	QB Justin Herbert	1,772
3.	Buf.	QB Josh Allen	1,739
4.	LAR/Det.	QB Jared Goff	1,664
5.	Min./Atl.	QB Kirk Cousins	1,558

PASSING YARDS, NFL, SINCE 2020

Rank	Team/s	Player	Passing Yards
1.	K.C.	QB Patrick Mahomes	21,220
2.	Buf.	QB Josh Allen	19,821
3.	LAC	QB Justin Herbert	19,112
4.	LAR/Det.	QB Jared Goff	18,290
5.	Min./Atl.	QB Kirk Cousins	17,998

PASSING TOUCHDOWNS, NFL, SINCE 2020

Rank	Team/s	Player	Passing Touchdowns
1.	K.C.	QB Patrick Mahomes	155
2.	Buf.	QB Josh Allen	154
3.	Min./Atl.	QB Kirk Cousins	132
4.	G.B./NYJ	QB Aaron Rodgers	126
5.	LAC	QB Justin Herbert	125
6.	Cin.	QB Joe Burrow	121

COMBINED TOUCHDOWNS, NFL, SINCE 2020

Rank	Team/s	Player	Combined Touchdowns
1.	Buf.	QB Josh Allen	194
2.	K.C.	QB Patrick Mahomes	164
3.	LAC	QB Justin Herbert	137
4.	Min./Atl.	QB Kirk Cousins	136
5.	G.B./NYJ	QB Aaron Rodgers	133

JUSTIN HERBERT

COMPLETING RECORDS

After setting the rookie completions record in 2020, **Justin Herbert** has completed 1,772 career passes, the most in NFL history through a player's first five seasons.

COMPLETIONS, FIRST FIVE SEASONS, NFL HISTORY

Rank	Team	Player	Completions
1.	LAC	QB Justin Herbert	1,772
2.	Oak.	QB Derek Carr	1,759
3.	Ind.	QB Peyton Manning*	1,749
4.	Atl.	QB Matt Ryan	1,654
5.	Mia.	QB Ryan Tannehill	1,653

*Pro Football Hall of Famer

Herbert set the all-time records as the fastest player in NFL history to reach 1,000 completions (38th career game) and 1,500 completions (57th career game). The fifth-year passer was recently the fastest to reach 1,700 completions in NFL history (68th career game) and has a chance to set the record for fewest games to reach 1,800 completions.

FEWEST GAMES TO 1,700 COMPLETIONS, NFL HISTORY

Rank	Team/s	Player	Games
1.	LAC	QB Justin Herbert	68
2.	K.C.	QB Patrick Mahomes	69
3.	Det.	QB Matthew Stafford	71
4.	Was./Min.	QB Kirk Cousins	74
5.	Ind.	QB Andrew Luck	75
	Phi./Ind.	QB Carson Wentz	75

FEWEST GAMES TO 1,800 COMPLETIONS, NFL HISTORY

Rank	Team/s	Player	Games
1.	K.C.	QB Patrick Mahomes	73
2.	Det.	QB Matthew Stafford	75
3.	Ind.	QB Andrew Luck	79
	StL/Phi./Min.	QB Sam Bradford	79
	Was./Min.	QB Kirk Cousins	79
—	LAC	QB Justin Herbert	71

Herbert completed the second-most passes ever by any player before turning 26 years old and currently has the third-most completions in history by any player before turning 27 years old.

COMPLETIONS BEFORE TURNING 27 YEARS OLD, NFL HISTORY

Rank	Team/s	Player	Completions
1.	N.E.	QB Drew Bledsoe	1,887
2.	Det.	QB Matthew Stafford	1,848
3.	LAC	QB Justin Herbert	1,772
4.	Ind.	QB Peyton Manning*	1,749
5.	LAR/Det.	QB Jared Goff	1,667
6.	Buf.	QB Josh Allen	1,604
	K.C.	QB Patrick Mahomes	1,604

*Pro Football Hall of Famer

A RATE ABOVE THE REST

Justin Herbert has registered a 103.2 passer rating this season, the third-best passer rating in the AFC and No. 6 in the NFL among qualified passers.

In each of the team's nine games this season, Herbert has registered a passer rating of at least 90.0 — becoming the fifth player ever to do so in the first nine games of a season.

PASSER RATING, QUALIFYING PASSERS, NFL, 2024

Rank	Team	Player	Passer Rating
1.	Bal.	QB Lamar Jackson	123.2
2.	Cin.	QB Joe Burrow	108.1
3.	Det.	QB Jared Goff	104.4
4.	T.B.	QB Baker Mayfield	103.6
5.	Phi.	QB Jalen Hurts	103.4
6.	LAC	QB Justin Herbert	103.2
7.	N.O.	QB Derek Carr	102.9

CONSECUTIVE GAMES TO START A SEASON WITH 90.0 PASSER RATING OR HIGHER, NFL HISTORY

Rank	Season	Team	Player	Games
1.	2004	Ind.	QB Peyton Manning ^{^**†}	15
2.	2018	LAC	QB Philip Rivers*	13
	2011	G.B.	QB Aaron Rodgers ^{^**†}	13
4.	2007	N.E.	QB Tom Brady ^{^**†}	11
5.	2013	Den.	QB Peyton Manning ^{^**†}	10
6.	2024	LAC	QB Justin Herbert	9
	2015	N.E.	QB Tom Brady*	9

[^]Associated Press Most Valuable Player

^{*}Pro Bowl Selection

[†]Associated Press First-Team All-Pro

ELITE ON THIRD DOWN

Justin Herbert has completed 46-of-73 passes (63.0 pct.) for 550 yards and seven touchdowns (118.0 rating) on third down this season. He is tied for No. 2 in the NFL with seven passing touchdowns on third down in 2024, while his 118.0 passer rating ranks No. 4 among NFL passers with 50 third-down passing attempts.

PASSING TOUCHDOWNS, THIRD DOWN, NFL, 2024

Rank	Team	Player	Passing Touchdowns
1.	Cin.	QB Joe Burrow	10
2.	LAC	QB Justin Herbert	7
	Bal.	QB Lamar Jackson	7
4.	—	Six Other Players	6

PASSER RATING, THIRD DOWN, MIN. 50 ATT., NFL, 2024

Rank	Team	Player	Passer Rating
1.	Bal.	QB Lamar Jackson	124.9
2.	Det.	QB Jared Goff	120.1
3.	Cin.	QB Joe Burrow	118.8
4.	LAC	QB Justin Herbert	118.0
5.	N.O.	QB Derek Carr	116.5

JUSTIN HERBERT

CAPTAIN COMEBACK

Justin Herbert has led the Bolts to 11 career come-from-behind victories in the fourth quarter or overtime.

HERBERT'S FOURTH QUARTER/OVERTIME COMEBACK WINS

Date	Opponent	4Q/OT Deficit	Result
Dec. 17, 2020	at Las Vegas	24-27 (OT)	W, 30-27 (OT)
Sept. 12, 2021	at Washington	13-16	W, 20-16
Sept. 26, 2021	at Kansas City	21-24	W, 30-24
Oct. 10, 2021	vs. Cleveland	35-42	W, 47-42
Nov. 7, 2021	at Philadelphia	16-17	W, 27-24
Nov. 21, 2021	vs. Pittsburgh	34-37	W, 37-34
Oct. 9, 2022	at Cleveland	27-28	W, 30-28
Oct. 17, 2022	vs. Denver	13-16	W, 19-16 (OT)
Nov. 6, 2022	at Atlanta	14-17	W, 20-17
Nov. 27, 2022	at Arizona	17-24	W, 25-24
Sept. 24, 2023	at Minnesota	21-24	W, 28-24

Herbert's 11 career come-from-behind wins in the fourth quarter or overtime are the tied for the third-most in NFL since he entered the professional ranks in 2020.

FOURTH QUARTER/OVERTIME COMEBACK WINS, NFL, SINCE 2020

Rank	Team	Player	4Q/OT Comeback Wins
1.	Min./Atl.	QB Kirk Cousins	15
2.	K.C.	QB Patrick Mahomes	14
3.	LAC	QB Justin Herbert	11
	Sea./Den./Pit.	QB Russell Wilson	11
6.	Ari.	QB Kyler Murray	10
	LAR/Det.	QB Jared Goff	10
	L.V./N.O.	QB Derek Carr	10
	Pit.	QB Ben Roethlisberger	10
	T.B.	QB Tom Brady	10

HERBERT APPROACHES ANOTHER TEAM RECORD

Justin Herbert set a team record for the most pass attempts without an interception, throwing 233 passes from Dec. 26, 2022-Oct. 1, 2023. He has attempted 210 passes since his previous interception, good for the second-longest streak in team history.

CONSECUTIVE PASS ATTEMPTS WITHOUT AN INTERCEPTION, CHARGERS HISTORY

Rank	Quarterback	Dates	Consec. Attempts
1.	Justin Herbert	Dec. 26, 2022-Oct. 1, 2023	233
2.	Justin Herbert	Sept. 15, 2024-Present	210
3.	Drew Brees	Oct. 17, 2004-Dec. 5, 2004	194
4.	Philip Rivers	Nov. 27, 2011-Dec. 24, 2011	170
5.	Dan Fouts	Sept. 27, 1981-Oct. 25, 1981	168

HERBERT SETS PASSING YARDS RECORD

In 2023, Justin Herbert set the record for passing yards through a player's first four seasons (17,223). His 19,112 career passing yards rank No. 4 in NFL history through the first five seasons of a career. Herbert is also the only player ever to eclipse 4,000 yards in each of his first three years and the only player to top 4,500 yards in two of his first three seasons.

PASSING YARDS, FIRST FIVE SEASONS, NFL HISTORY

Rank	Team	Player	Passing Yards
1.	Ind.	QB Peyton Manning*	20,618
2.	T.B.	QB Jameis Winston	19,737
3.	Mia.	QB Dan Marino*	19,422
4.	LAC	QB Justin Herbert	19,112
5.	Ind.	QB Andrew Luck	19,078

*Pro Football Hall of Famer

Herbert topped 15,000 passing yards in his 52nd career game, becoming the second-fastest player in history to eclipse that mark. He currently has 19,112 yards and has a chance to be just the fourth player ever to reach 20,000 passing yards before turning 27 years old.

FEWEST GAMES TO 15,000 PASSING YARDS, NFL HISTORY

Rank	Team/s	Player	Games
1.	K.C.	QB Patrick Mahomes	49
2.	LAC	QB Justin Herbert	52
3.	Det.	QB Matthew Stafford	53
4.	Mia.	QB Dan Marino*	56
	StL/NYG	QB Kurt Warner*	56
	Cin.	QB Joe Burrow	56
	Ind.	QB Andrew Luck	56
	StL	QB Marc Bulger	56

YOUNGEST PLAYERS TO REACH 20,000 CAREER PASSING YARDS, NFL HISTORY

Rank	Team/s	Player	Age (Years-Days)
1.	N.E.	QB Drew Bledsoe	26-253
2.	Ind.	QB Peyton Manning*	26-266
3.	Det.	QB Matthew Stafford	26-282
4.	Mia.	QB Dan Marino*	27-3
5.	K.C.	QB Patrick Mahomes	27-15
6.	LAR/Det.	QB Jared Goff	27-17
7.	Buf.	QB Josh Allen	27-154
—	LAC	QB Justin Herbert	26-252^

*Pro Football Hall of Famer

^26 years, 252 days old on Nov. 17, 2024

JUSTIN HERBERT

TOUCHDOWN MACHINE

After setting the all-time rookie record with 31 touchdown passes in 2020, **Justin Herbert** joined Hall of Famer Peyton Manning as the only players ever to throw 25 touchdown passes in each of their first three seasons.

Herbert has now thrown for 125 career passing scores, good for No. 8 in NFL history through the first five seasons of a career. In 2023, he eclipsed 100 career touchdown passes in Week 3, making him the fifth-fastest (52 games) and fourth-youngest (25 years, 198 days) to eclipse that mark.

PASSING TOUCHDOWNS, FIRST FIVE SEASONS, NFL HISTORY

Rank	Team	Player	Passing Touchdowns
1.	Mia.	QB Dan Marino*	168
2.	K.C.	QB Patrick Mahomes	151
3.	Ind.	QB Peyton Manning*	138
	Buf.	QB Josh Allen	138
5.	Ind.	QB Andrew Luck	132
6.	Atl.	QB Matt Ryan	127
	Sea.	QB Russell Wilson	127
8.	LAC	QB Justin Herbert	125
9.	Cin.	QB Andy Dalton	124

FEWEST GAMES TO 100 PASSING TOUCHDOWNS, NFL HISTORY

Rank	Team	Player	Games
1.	K.C.	QB Patrick Mahomes	40
2.	Mia.	QB Dan Marino*	44
3.	StL	QB Kurt Warner*	50
4.	Bal.	QB Johnny Unitas*	51
5.	LAC	QB Justin Herbert	52
6.	Hou.	QB Deshaun Watson	53

YOUNGEST PLAYERS TO REACH 100 CAREER PASSING TOUCHDOWNS, NFL HISTORY

Rank	Team	Player	Age (Years-Days)
1.	Mia.	QB Dan Marino*	24-357
2.	K.C.	QB Patrick Mahomes	25-52
3.	Hou.	QB Deshaun Watson	25-104
4.	LAC	QB Justin Herbert	25-198
5.	Buf.	QB Josh Allen	25-219
6.	Ind.	QB Peyton Manning*	25-232

*Pro Football Hall of Famer

Herbert threw 31 touchdowns in 2020, eclipsing 30 in the season finale. At 22 years, 299 days of age that day, he became the youngest player in history to register 30 touchdown passes in a single season, besting a mark set by Ravens QB Lamar Jackson.

YOUNGEST PLAYERS TO THROW 30 TOUCHDOWN PASSES, SINGLE SEASON, NFL HISTORY

Rank	Season	Team	Player	Age (Years-Days)
1.	2020	LAC	QB Justin Herbert	22-299
2.	2019	Bal.	QB Lamar Jackson	22-339

CLOSING OUT WINS

Justin Herbert has been clutch late in games dating back to his rookie season. In his career, Herbert has engineered 14 game-winning drives in the fourth quarter or overtime, good for the fourth-most since he entered the NFL in 2020.

JUSTIN HERBERT'S CAREER GAME-WINNING DRIVES

Game	Drive Length	Game-Winning Score
Dec. 13, 2020 vs. Atl.	6 plays, 49 yds (0:31)	Badgley 43-yd FG
Dec. 17, 2020 at L.V.	5 plays, 75 yds (1:49)	Herbert 1-yd TD run*
Dec. 27, 2020 vs. Den.	7 plays, 56 yds (2:01)	Badgley 37-yd FG
Sept. 12, 2021 at Was.	3 plays, 3 yds (0:45)	M.Williams 3-yd TD rec.
Sept. 26, 2021 at K.C.	8 plays, 59 yds (1:10)	M.Williams 4-yd TD rec.
Oct. 10, 2021 vs. Cle.	5 plays, 48 yds (0:31)	Ekeler 3-yd TD run
Nov. 7, 2021 at Phi.	15 plays, 64 yds (6:05)	Hopkins 29-yd FG
Nov. 21, 2021 vs. Pit.	3 plays, 75 yds (1:15)	M.Williams 53-yd TD rec.
Oct. 9, 2022 at Cle.	13 plays, 66 yds (6:26)	Bertolet 27-yd FG
Oct. 17, 2022 vs. Den.	4 plays, 7 yds (2:08)	Hopkins 39-yd FG*
Nov. 6, 2022 at Atl.	3 plays, 24 yds (0:34)	Dicker 37-yd FG
Nov. 27, 2022 at Ari.	7 plays, 38 yds (1:33)	Ekeler 1-yd TD rec.
Dec. 18, 2022 vs. Ten.	6 plays, 52 yards (0:44)	Dicker 43-yd FG
Sept. 24, 2023 at Min.	7 plays, 75 yards (3:15)	Palmer 30-yd TD rec.

*Game-winning drive was in overtime

GAME-WINNING DRIVES IN FOURTH QUARTER OR OVERTIME, NFL, SINCE 2020

Rank	Team/s	Player	Game-Winning Drives
1.	Min./Atl.	QB Kirk Cousins	18
2.	K.C.	QB Patrick Mahomes	16
3.	L.V./N.O.	QB Derek Carr	15
4.	LAC	QB Justin Herbert	14
5.	Buf.	QB Josh Allen	13
	T.B.	QB Tom Brady	13

Herbert posted a game-winning drive in the fourth quarter or overtime of three-straight games in 2020, becoming just the third rookie to do so since the 1970 NFL-AFL merger. The two others — Ben Roethlisberger (2004) and Vince Young (2006) — also won Offensive Rookie of the Year honors from *The Associated Press*.

ROOKIE QUARTERBACKS WITH THREE CONSECUTIVE GAME-WINNING DRIVES, SINCE 1970

Season	Team	Quarterback	Consecutive Games
2020	LAC	Justin Herbert*	3 (Dec. 13 — Dec. 27)
2006	Ten.	Vince Young*	3 (Nov. 26 — Dec. 10)
2004	Pit.	Ben Roethlisberger*	3 (Dec. 5 — Dec. 18)

*Won AP Offensive Rookie of the Year

JUSTIN HERBERT



DUAL-THREAT QUARTERBACK

Justin Herbert set the record for combined touchdowns as a rookie (36) and through a player's first two seasons (77). His 102 combined touchdowns were also the most in history through the first three seasons of a career.

He now has 137 career combined touchdowns, good for the ninth-most in NFL history through the first five seasons of a career.

COMBINED TOUCHDOWNS, FIRST FIVE SEASONS, NFL HISTORY

Rank	Team	Player	Combined Touchdowns
1.	Buf.	QB Josh Allen	176
2.	Mia.	QB Dan Marino*	171
3.	Car.	QB Cam Newton	160
4.	K.C.	QB Patrick Mahomes	159
5.	Ind.	QB Peyton Manning*	147
6.	Ind.	QB Andrew Luck	146
7.	Sea.	QB Russell Wilson	140
8.	Cin.	QB Andy Dalton	138
9.	LAC	QB Justin Herbert	137
10.	S.F.	QB Jeff Garcia	134

**Pro Football Hall of Famer*

In the team's Week 10 win over Tennessee, Herbert ran in a four-yard score and threw a 16-yard touchdown, marking his 11th career game with a passing and a rushing touchdown. His 11 such games are the second-most in Chargers history.

MOST GAMES WITH A PASSING TOUCHDOWN AND A RUSHING TOUCHDOWN, CHARGERS HISTORY

Rank	Seasons	Player	Games
1.	1962-72	QB John Hadl*	12
2.	2020-Present	QB Justin Herbert	11
3.	1960-62	QB Jack Kemp	10
4.	1973-87	QB Dan Fouts*	9
5.	2001-09	RB LaDainian Tomlinson	5

**Pro Football Hall of Famer*

THREADING THE NEEDLE ON THIRD DOWN

In his 71 career starts, **Justin Herbert** has been the one of the best passers in the NFL at moving the chains on third down. He has completed 431 passes on 699 attempts (61.7 pct.) for 5,194 yards and 49 touchdowns with 18 interceptions (97.1 passer rating). Herbert's 431 completions lead the NFL, while his 5,194 passing yards rank second on third down since 2020.

Herbert tied for the league lead with 14 touchdown passes on third down in 2020, good for the most by a rookie in the last 40 seasons. He has added 35 since then, giving him 49 third-down passing scores since entering the professional ranks, which is good for No. 2 over that span.

Herbert's 97.1 passer rating on third down ranks eighth in the NFL over the last five years among players with at least 300 passing attempts on third down.

THIRD DOWN COMPLETIONS, NFL, SINCE 2020

Rank	Team/s	Player	Completions
1.	LAC	QB Justin Herbert	431
2.	K.C.	QB Patrick Mahomes	411
3.	LAR/Det.	QB Jared Goff	402
4.	Min./Atl.	QB Kirk Cousins	391
5.	L.V./N.O.	QB Derek Carr	379

THIRD DOWN PASSING YARDS, NFL, SINCE 2020

Rank	Team	Player	Passing Yards
1.	K.C.	QB Patrick Mahomes	5,589
2.	LAC	QB Justin Herbert	5,194
3.	L.V./N.O.	QB Derek Carr	4,980
4.	Min./Atl.	QB Kirk Cousins	4,709
5.	LAR/Det.	QB Jared Goff	4,603

THIRD DOWN PASSING TOUCHDOWNS, NFL, SINCE 2020

Rank	Team/s	Player	Passing Touchdowns
1.	K.C.	QB Patrick Mahomes	58
2.	LAC	QB Justin Herbert	49
3.	Min./Atl.	QB Kirk Cousins	46
4.	Buf.	QB Josh Allen	44
5.	T.B.	QB Tom Brady	39

Herbert ranks No. 2 in the NFL with 307 passing first downs on third down over the past five seasons. He threw for 12 third-down conversions in 2021's Week 1 win at Washington, the most passing first downs in a single game on third down since Andrew Luck did so in 2012. Herbert sported a league-leading 79 passing first downs on third down in 2021.

THIRD DOWN PASSING FIRST DOWNS, NFL, SINCE 2020

Rank	Team/s	Player	Passing First Downs
1.	K.C.	QB Patrick Mahomes	322
2.	LAC	QB Justin Herbert	307
3.	Buf.	QB Josh Allen	273
4.	LAR/Det.	QB Jared Goff	263
5.	L.V./N.O.	QB Derek Carr	257

JUSTIN HERBERT

FEELING IT ON FOURTH DOWN

Since entering the NFL in 2020, **Justin Herbert** has been one of the league's top passers on fourth down. He threw a pair of fourth-down touchdowns in Week 10 of the 2023 season, giving him 10 passing scores on fourth down since coming into the NFL in 2020, ranking No. 3 in the league over that span.

FOURTH DOWN PASSING TOUCHDOWNS, NFL, SINCE 2020

Rank	Team/s	Player	Passing Touchdowns
1.	Buf.	QB Josh Allen	12
	Min./Atl.	QB Kirk Cousins	12
3.	LAC	QB Justin Herbert	10
4.	LAR/Det.	QB Jared Goff	8
5.	Ari.	QB Kyler Murray	7
	Phi.	QB Jalen Hurts	7
7.	—	Five Other Players	6

Herbert also leads the NFL over that span in completions (38) and passing yards (531). He has the second-most passing first downs (34) and No. 3 fourth-down passer rating (116.9) since 2020 among players with at least 30 passing attempts on fourth down.

FOURTH DOWN COMPLETIONS, NFL, SINCE 2020

Rank	Team/s	Player	Completions
1.	LAC	QB Justin Herbert	38
	Min./Atl.	QB Kirk Cousins	38
3.	LAR/Det.	QB Jared Goff	35
4.	Jax.	QB Trevor Lawrence	31
5.	Ari.	QB Kyler Murray	29
	Cin.	QB Joe Burrow	29

FOURTH DOWN PASSING YARDS, NFL, SINCE 2020

Rank	Team	Player	Passing Yards
1.	LAC	QB Justin Herbert	531
2.	Min./Atl.	QB Kirk Cousins	482
3.	LAR/Det.	QB Jared Goff	367
4.	Cin.	QB Joe Burrow	350
5.	Ari.	QB Kyler Murray	347
	Phi.	QB Jalen Hurts	347

FOURTH DOWN PASSING FIRST DOWNS, NFL, SINCE 2020

Rank	Team/s	Player	Passing First Downs
1.	Min./Atl.	QB Kirk Cousins	36
2.	LAC	QB Justin Herbert	34
3.	LAR/Det.	QB Jared Goff	32
4.	Jax.	QB Trevor Lawrence	28
5.	Ari.	QB Kyler Murray	27

FOURTH DOWN PASSER RATING, MIN. 30 ATT., NFL, SINCE 2020

Rank	Team/s	Player	Passer Rating
1.	Cin.	QB Joe Burrow	122.1
2.	Phi.	QB Jalen Hurts	121.4
3.	LAC	QB Justin Herbert	116.9
4.	Atl./Ind.	QB Matt Ryan	112.1
5.	L.V./N.O.	QB Derek Carr	109.8

LEGGING IT OUT

In the team's *Sunday Night Football* victory over Pittsburgh in Week 11 of the 2021 season, **Justin Herbert** threw for 382 yards and ran for 90 yards, becoming the only player to ever top 350 yards passing and 90 yards rushing in a single game. He was the fifth player ever to run for 90 yards and pass for 300 in the same game.

QUARTERBACKS WITH 300 PASSING YARDS AND 90 RUSHING YARDS, SINGLE GAME, NFL HISTORY

Season (Wk)	Team	Quarterback	Pass Yds	Rush Yds
2022 (2)	Bal.	Lamar Jackson	318	119
2021 (14)	Buf.	Josh Allen	308	109
2021 (11)	LAC	Justin Herbert	382	90
2015 (15)	Car.	Cam Newton	340	100
2014 (7)	Sea.	Russell Wilson	313	106
2011 (5)	Phi.	Mike Vick	315	90
1989 (15)	Phi.	Randall Cunningham	306	92

TARGET ACQUIRED

Justin Herbert has thrown touchdowns to 20 players, including 15 with multiple scores. He's most frequently thrown touchdowns to WR Keenan Allen, who caught 24 scores from Herbert. The first passing score of his career went to WR Jalen Guyton, who also caught the first touchdown of his career on the play.

HERBERT'S CAREER TOUCHDOWN PASSES BY RECEIVER

Receiver	Touchdown Passes
WR Keenan Allen	24
WR Mike Williams	18
RB Austin Ekeler	16
TE Donald Parham Jr.	11
WR Joshua Palmer	9
TE Gerald Everett	7
WR Jalen Guyton	7
WR Quentin Johnston	6
TE Jared Cook	4
TE Hunter Henry	4
WR Ladd McConkey	4
WR DeAndre Carter	3
WR Tyron Johnson	3
FB Zander Horvath	2
FB Gabe Nabers	2
TE Stephen Anderson	1
WR Simi Fehoko	1
TE Virgil Green	1
TE Stone Smartt	1
RB Kimani Vidal	1
Total (20 Receivers)	125

JUSTIN HERBERT IN PRIMETIME

A PRIME-TIME PRODIGY

Since entering the NFL, **Justin Herbert** has made 17 starts in primetime, leading the Bolts to wins on each of the regularly-slated prime-time games — *Thursday Night Football*, *Sunday Night Football* and *Monday Night Football*.

He has been one of the best quarterbacks under the lights since entering the NFL in 2020, with his 93.9 passer rating in prime-time games ranking No. 7 in the NFL over the that span among players with at least 500 prime-time passing attempts.

Herbert has thrown 30 touchdown passes in his 17 prime-time starts, ranking No. 6 in the NFL in primetime since he entered the league in 2020.

PRIME-TIME PASSER RATING, MIN. 500 ATT., SINCE 2020

Rank	Team/s	Player	Passer Rating
1.	G.B./NYJ	QB Aaron Rodgers	113.2
2.	Buf.	QB Josh Allen	103.7
3.	Bal.	QB Lamar Jackson	100.2
4.	Dal.	QB Dak Prescott	99.6
5.	K.C.	QB Patrick Mahomes	97.1
6.	Sea./Den./Pit.	QB Russell Wilson	95.9
7.	LAC	QB Justin Herbert	93.9

THURSDAY NIGHT FOOTBALL

As a rookie in 2020, **Justin Herbert** recorded his first career comeback win in the fourth quarter or overtime in Week 15 at Las Vegas, leading the Bolts to a 30-27 overtime victory. He finished the game with 314 passing yards and two touchdowns on 22-of-32 passing (68.8 pct.) for a 121.1 passer rating. Herbert added a rushing touchdown in overtime to secure the victory.

At 22 years, 282 days old, Herbert became the second-youngest player to mount a come-from-behind win in the fourth quarter or overtime of a Thursday night game in NFL history.

YOUNGEST QUARTERBACKS TO LEAD A COME-FROM-BEHIND WIN IN FOURTH QUARTER OR OVERTIME, THURSDAY NIGHT GAMES, NFL HISTORY

Rk.	Team	Game	Player	Age (Yrs-Days)
1.	S.F.	Dec. 14, 2006 at Sea.	QB Alex Smith	22-221
2.	LAC	Dec. 17, 2020 at L.V.	QB Justin Herbert	22-282
3.	Dal.	Dec. 1, 2016 at Min.	QB Dak Prescott	23-125

MONDAY NIGHT FOOTBALL

In seven appearances on *Monday Night Football*, **Justin Herbert** has thrown for 1,671 yards and nine scores with three interceptions on 171-of-266 passing (64.3 pct.) for a 88.4 passer rating.

In 2020, Herbert tossed four touchdown passes on *Monday Night Football*, setting the program's single-game rookie passing touchdown record. He added three touchdowns in the lone Monday night contest in 2021, making him one of four players with seven or more touchdown passes in their first two starts on *MNF* since the program began in 1970.

SUNDAY NIGHT FOOTBALL

Justin Herbert has appeared in seven career games on *Sunday Night Football*, totaling 2,123 passing yards and 14 touchdowns with five interceptions on 207-of-305 passing (67.9 pct.) for a 96.1 passer rating. In four of those games, Herbert has registered a completion percentage of at least 65.0 and attempted at least 40 passes, tied for the third-most performances since the program's inception in 2006.

In the team's Week 14 win on *SNF* in 2022, Herbert completed 39 passes on 51 attempts (76.5 pct.) for 367 yards and a touchdown with zero interceptions (102.3 rating). His 76.5 completion percentage was the best ever in a Sunday night contest by a quarterback to throw zero interceptions and 45-plus attempts.

HIGHEST COMPLETION PCT., SUNDAY NIGHT GAME, MIN. 45 ATT., AND ZERO INTERCEPTIONS, NFL HISTORY

Rk.	Team	Game	Player	Comp. Pct.
1.	LAC	Dec. 11, 2022 vs. Mia.	QB Justin Herbert	76.5
2.	T.B.	Oct. 2, 2022 vs. K.C.	QB Tom Brady	75.0
3.	N.E.	Oct. 27, 1996 vs. Buf.	QB Drew Bledsoe	71.1
4.	K.C.	Nov. 14, 2021 at L.V.	QB Patrick Mahomes	70.0

Herbert completed his first 15 passes of the team's 2023 Week 8 win over Chicago on *SNF*, finishing with 298 yards and three touchdowns with zero interceptions on 31-of-40 passing (77.5 pct.) to register a 122.7 passer rating. Herbert's completion percentage was the fourth-highest in a Sunday night contest in NFL history among players with at least 40 passing attempts and zero interceptions.

HIGHEST COMPLETION PCT., SUNDAY NIGHT GAME, MIN. 40 ATT., AND ZERO INTERCEPTIONS, NFL HISTORY

Rk.	Team	Game	Player	Comp. Pct.
1.	N.O.	Nov. 10, 2013 vs. Dal.	QB Drew Brees	82.9
2.	Mia.	Nov. 5, 2017 vs. Oak.	QB Jay Cutler	81.0
3.	N.O.	Oct. 4, 2015 vs. Dal.	QB Drew Brees	80.5
4.	LAC	Oct. 29, 2023 vs. Chi.	QB Justin Herbert	77.5
5.	LAC	Dec. 11, 2022 vs. Mia.	QB Justin Herbert	76.5

Herbert made his first career appearance on *SNF* in Week 11 of 2021 against Pittsburgh, throwing for 382 yards and three touchdowns with an interception on 31-of-40 passing (73.2 pct.) for a 116.1 passer rating. He added 90 rushing yards to become the first player ever to have at least 350 yards passing and 90 yards rushing in a single game.

His 116.1 passer rating was the best in a quarterback's first career start on *SNF* with at least 40 passing attempts since the program began in 2006. It was also the best passer rating by a quarterback ever in their first career start in Sunday night game (min. 40 att.).

PASSER RATING, FIRST CAREER START IN A SUNDAY NIGHT GAME, MINIMUM 40 ATTEMPTS, NFL HISTORY

Rk.	Team	Game	Player	Passer Rtg.
1.	LAC	Nov. 21, 2021 vs. Pit.	QB Justin Herbert	116.1
2.	Ari.	Oct. 2, 2005 vs. S.F.	QB Josh McCown	109.4
3.	StL	Nov. 18, 2001 at N.E.	QB Kurt Warner	105.4

JUSTIN HERBERT

A ROOKIE CAMPAIGN FOR THE AGES

AWARDS

- *The Associated Press* Offensive Rookie of the Year
- *Professional Football Writers of America* Rookie of the Year
- PFWA Offensive Rookie of the Year
- PFWA All-Rookie Selection
- NFL Offensive Rookie of the Month (October)
- NFL Offensive Rookie of the Month (November)
- FedEx NFL Air Player of the Week — Week 11 vs. NYJ (fan vote)
- Voted by fans as the Pepsi Zero Sugar Rookie of the Year
- Nine-time Pepsi Zero Sugar Rookie of the Week (voted by fans)

RECORDS AT THE TIME

- Most passing touchdowns by a rookie quarterback ever (31).
- Most combined touchdowns by a rookie in NFL history (36).
- Most consecutive games by a rookie quarterback with multiple passing touchdowns in NFL history (seven).
- Most performances by a rookie quarterback with 300-plus passing yards in NFL history (eight).
- Most performances by a rookie quarterback with three-plus touchdowns in NFL history (six).
- Most games by a rookie quarterback with multiple touchdown passes in NFL history (10).
- Most completions ever by a rookie quarterback (396).
- Youngest player ever to throw 30 touchdowns in a single season, doing so at 22 years, 299 days old.
- Tied for the longest streak of game-winning drives (three games) in the fourth quarter or overtime by a rookie quarterback in the Super Bowl era (since 1966).
- Recorded the first win in pro football history by a rookie quarterback while posting 300 passing yards, three touchdown passes, a rushing score and no interceptions.
- Most passing touchdowns by a rookie quarterback in a game (four) and a half (three) in *Monday Night Football* history.
- Tied for the longest streak of games with three-plus touchdown passes by a rookie quarterback in NFL history (four).
- Tied for the most 300-yard passing performances in a player's first two career games (two).
- Became the first player since at least 1970 to register over 1,500 passing yards and a 100-plus passer rating through the first five games of a career.
- Set marks for the most passing attempts, completions, passing yards and touchdown passes by a rookie quarterback in Chargers history.
- Recorded the most single-game rushing yards by a quarterback in team annals (66 in Week 7 vs. Jax.).

ACCOMPLISHMENTS AND OTHER NOTES AT THE TIME

- Ranked second among rookie quarterbacks in NFL history with 4,336 passing yards on the season.
- Joined Patrick Mahomes as the only players in history to eclipse 4,000 passing yards in the first 14 starts of a career.
- Became the second player in NFL history to top 250 passing yards in each of the first seven games of a career (Mahomes).
- Threw a touchdown pass in each of his first 10 games played, the second-longest streak to open an career in NFL history.
- Threw for 277 yards in the first half of Week 11, the most by any rookie quarterback in a first half over the last 40 seasons.
- Became the third quarterback in NFL history to have 300 passing yards and a rushing score in a debut.
- Threw for the fourth-most passing yards in a debut since 1970.
- Became the first quarterback to throw a touchdown and run for a score in the first half of a debut since 1954.

OFFENSIVE ROOKIE OF THE YEAR

Justin Herbert earned widespread recognition as the Offensive Rookie of the Year, including as the 10th quarterback in history to win the honor from *The Associated Press*. Herbert was also selected by *Professional Football Writers of America* as Rookie of the Year and Offensive Rookie of the Year — becoming the second and seventh quarterback to win those awards, respectively. He is the first player in history to be recognized with all three honors.

QUARTERBACKS TO WIN AP OFFENSIVE ROOKIE OF THE YEAR

Season	Team	Player	Combined TDs
2023	Hou.	C.J. Stroud	26
2020	LAC	Justin Herbert	36
2019	Ari.	Kyler Murray	24
2016	Dal.	Dak Prescott	29
2012	Was.	Robert Griffin III	27
2011	Car.	Cam Newton	35
2010	StL	Sam Bradford	19
2008	Atl.	Matt Ryan	17
2006	Ten.	Vince Young	19
2004	Pit.	Ben Roethlisberger	18
1970	Buf.	Dennis Shaw	10

HOT OUT OF THE GATE

Justin Herbert kicked off his career with a pair of historic streaks. As a rookie, he tossed a touchdown pass in each of the first 10 games of his career, just one less than the all-time record. Herbert's streak of games with 250-plus passing yards to start a career ended at seven contests, ranking second in NFL history.

PLAYERS WITH A PASSING TOUCHDOWN, CONSECUTIVE GAMES TO START CAREER, NFL HISTORY

Rank	Team	Player	Consecutive Games
1.	Was.	QB Mark Rypien	11
2.	LAC	QB Justin Herbert	10
3.	Den.	QB Jay Cutler	9

PLAYERS WITH 250 PASSING YARDS, CONSECUTIVE GAMES TO START CAREER, NFL HISTORY

Rank	Team	Player	Consecutive Games
1.	K.C.	QB Patrick Mahomes	10
2.	LAC	QB Justin Herbert	7
3.	—	Seven Other Players	2

J.K. DOBBINS

DOBBINS FINDS PAYDIRT

One of the AFC's best running backs this year, **J.K. Dobbins** has scored six rushing touchdowns, tied for the fourth-most by any AFC player. He is one of three qualified rushers in the AFC that has five or more rushing scores while also averaging more than 4.50 rushing yards per attempt (Baltimore RB Derrick Henry and Indianapolis RB Jonathan Taylor).

RUSHING TOUCHDOWNS, AFC, 2024

Rank	Team	Player	Rushing Touchdowns
1.	Bal.	RB Derrick Henry	12
2.	Buf.	RB James Cook	8
3.	Hou.	RB Joe Mixon	7
4.	LAC	RB J.K. Dobbins	6
	N.E.	RB Rhamondre Stevenson	6
6.	—	Four Other Players	5

DOBBINS DOMINATES FIRST TWO WEEKS

J.K. Dobbins built off his dominant Week 1 performance in Week 2 to record 131 rushing yards and a score on 17 carries (7.7 avg.). He scored on a 43-yard run in the second quarter, his league-leading third run of at least 40 yards in 2024 to that point.

He became just the sixth player in the last 75 years and first since 1998 to record back-to-back games with 130 yards on the ground and a rushing score in his team's first two games of a season. Dobbins also is the seventh player in the last 75 years and first since 2006 to begin a season with two consecutive games with 130-plus yards on the ground.

PLAYERS WITH 130 RUSHING YARDS AND A RUSHING TOUCHDOWN, CONSECUTIVE GAMES TO START SEASON, NFL, SINCE 1948

Season	Team	Player	Consecutive Games
1975	Buf.	RB O.J. Simpson*	4
2024	LAC	RB J.K. Dobbins	2
1998	S.F.	RB Garrison Hearst	2
1980	Det.	RB Billy Sims	2
1963	Cle.	RB Jim Brown*	2
1955	BalC**	RB Alan Ameche	2

PLAYERS WITH 130 RUSHING YARDS, CONSECUTIVE GAMES TO START SEASON, NFL, SINCE 1948

Season	Team	Player	Consecutive Games
1975	Buf.	RB O.J. Simpson*	4
2024	LAC	RB J.K. Dobbins	2
2006	Atl.	RB Warrick Dunn	2
1998	S.F.	RB Garrison Hearst	2
1980	Det.	RB Billy Sims	2
1963	Cle.	RB Jim Brown*	2
1955	BalC**	RB Alan Ameche	2

*Pro Football Hall of Famer

**Baltimore Colts

SETTING THE PACE

J.K. Dobbins ranks No. 3 among AFC running backs this season with his 4.75-yard rushing average (min. 100 att.) and ranks No. 2 in the AFC with 670 rushing yards.

RUSHING AVERAGE, RBs, MIN. 100 ATT., AFC, 2024

Rank	Team	Player	Rushing Average
1.	Bal.	RB Derrick Henry	6.09
2.	Ind.	RB Jonathan Taylor	4.89
3.	LAC	RB J.K. Dobbins	4.75
4.	Buf.	RB James Cook	4.50
5.	Cin.	RB Chase Brown	4.42

RUSHING YARDS, AFC, 2024

Rank	Team	Player	Rushing Yards
1.	Bal.	RB Derrick Henry	1,120
2.	LAC	RB J.K. Dobbins	670
3.	Ten.	RB Tony Pollard	666
4.	Hou.	RB Joe Mixon	655
5.	Pit.	RB Najee Harris	545

DOBBINS RUNS WILD IN WEEK 1 WIN

In the Week 1 victory, **J.K. Dobbins** rushed for 135 yards and a touchdown on 10 carries (13.5 avg.), highlighted by multiple carries of 45-plus yards.

Dobbins, who returned to action after missing most of last season due to injury, became just the third player in the last 30 seasons to post multiple 45-yard runs a Week 1 contest, while his 13.5-yard rushing average was the best by any player in the first week of a season in NFL history (min. 10 att.).

He headlined a Bolts rushing offense that ran for 176 yards and averaged 6.5 yards per attempt in the victory, the best rushing average by any AFC team in Week 1.

RUSHING AVERAGE, SINGLE GAME, MINIMUM 10 ATTEMPTS, KICKOFF WEEKEND, NFL HISTORY

Rk.	Team	Game	Player	Rush Avg.
1.	LAC	Sept. 8, 2024 vs. L.V.	RB J.K. Dobbins	13.5
2.	ChiC*	Sept. 29, 1949 vs. Was.	HB Charley Trippi	13.0
3.	ChiC*	Sept. 27, 1959 vs. Was.	WR Bobby Joe Conrad	12.7
4.	NYJ	Sept. 11, 2023 vs. Buf.	RB Breece Hall	12.7
5.	Buf.	Sept. 8, 2012 at NYJ	RB C.J. Spiller	12.1

*Chicago Cardinals

RUSHES OF 45-PLUS YARDS, SINGLE GAME, KICKOFF WEEKEND, SINCE 1991

Rk.	Team	Game	Player	No.
1.	LAC	Sept. 8, 2024 vs. L.V.	RB J.K. Dobbins	2
	Buf.	Sept. 8, 2012 at NYJ	RB C.J. Spiller	2
	Min.	Sept. 6, 1992 at G.B.	RB Terry Allen	2
4.	—	Several Others		1

DERWIN JAMES JR.



DERWIN'S PICKS AND SACKS BY PASSER

Derwin James Jr., has recorded eight interceptions and 12.5 sacks in his career. He has brought down Patrick Mahomes the most, totaling two sacks of the Texas Tech product. Below is a look at his career regular-season sacks and interceptions by passer:

REGULAR-SEASON CAREER INTs BY PASSER (8)

INTs	Passer	Most Recent INT
1	QB Tyson Bagent	Oct. 29, 2023 vs. Chi.
	QB Derek Carr	Oct. 4, 2021 vs. L.V.
	QB Nick Foles	Dec. 26, 2022 at Ind.
	QB Jared Goff	Sept. 23, 2018 at LAR
	QB Drew Lock	Nov. 28, 2021 at Den.
	QB Kyler Murray	Nov. 27, 2022 at Ari.
	QB Ben Roethlisberger	Dec. 2, 2018 at Pit.
	QB Josh Rosen	Nov. 25, 2018 vs. Ari.

REGULAR-SEASON CAREER SACKS BY PASSER (12.5)

Sacks	Passer	Most Recent Sack
2.0	QB Patrick Mahomes	Nov. 20, 2022 vs. K.C.
1.5	QB Baker Mayfield	Oct. 10, 2021 vs. Cle.
1.0	QB Josh Allen	Sept. 16, 2018 at Buf.
	QB C.J. Beathard	Sept. 30, 2018 vs. S.F.
	QB Derek Carr	Sept. 11, 2022 vs. L.V.
	QB Justin Fields	Sept. 22, 2024 at Pit.
	QB Marcus Mariota	Nov. 6, 2022 at Atl.
	QB Jarrett Stidham	Dec. 31, 2023 at Den.
	QB Russell Wilson	Oct. 17, 2022 vs. Den.
	QB Bailey Zappe	Dec. 3, 2023 at N.E.
0.5	QB Joe Burrow	Dec. 5, 2021 at Cin.
	QB Dak Prescott	Sept. 19, 2021 vs. Dal.

AMONG THE BEST THROUGH 70 GAMES

Derwin James Jr., who has appeared in 74 career games, recorded 521 tackles, 27 tackles for loss and 12.5 sacks in his first 70 career games played. He was just the 10th NFL player and the first defensive back to record 500 tackles, 25 tackles for loss and 10.0 sacks within the first 70 games of a career since tackles for loss began being tracked in 2008.

PLAYERS WITH 500 TACKLES, 25 TACKLES FOR LOSS AND 10 SACKS, FIRST 70 CAREER GAMES, NFL, SINCE 2008

Seasons	Team/s	Player	Sacks	TFL	Tackles
2018-24	LAC	S Derwin James Jr.	12.5	27	521
2019-23	T.B.	LB Devin White	21.5	37	539
2018-23	Ind.	LB Shaquille Leonard	15.0	32	605
2018-22	Chi./Bal.	LB Roquan Smith	16.5	47	611
2016-20	G.B./NYG	LB Blake Martinez	12.0	35	586
2012-17	Ind./Chi.	LB Jerrell Freman	12.0	29	598
2012-16	Sea.	LB Bobby Wagner	12.0	30	621
2012-16	T.B.	LB Lavonte David	14.0	78	620
2010-15	S.F.	LB NaVorro Bowman	10.0	33	507
2007-11	S.F.	LB Patrick Willis	16.0	34	649

James is also one of six players — and the only defensive back — since the turn of the century to post 500 tackles, five interceptions and 10 sacks within the first 70 games of a career.

PLAYERS WITH 500 TACKLES, FIVE INTERCEPTIONS AND 10 SACKS, FIRST 70 CAREER GAMES, NFL, SINCE 2000

Seasons	Team/s	Player	Sacks	INTs	Tackles
2018-24	LAC	S Derwin James Jr.	12.5	8	521
2018-23	Ind.	LB Shaquille Leonard	15.0	12	605
2018-22	Chi./Bal.	LB Roquan Smith	16.5	7	611
2012-16	Sea.	LB Bobby Wagner	12.0	6	621
2012-16	T.B.	LB Lavonte David	14.0	9	620
2000-04	Chi.	LB Brian Urlacher	25.0	6	559

MAKING AN IMPACT

Derwin James Jr., eclipsed 500 career tackles in his 67th career game, doing so faster than any defensive back since the turn of the century. With 546 tackles in 74 career games, James is on pace to set the mark for the fewest games to reach 600 tackles.

FEWEST GAMES TO 500 TACKLES, DEFENSIVE BACKS, NFL, SINCE 2000

Rank	Team/s	Player	Games
1.	LAC	S Derwin James Jr.	67
2.	NYG/Was.	S Landon Collins	68
3.	NYG/Oak./Mia.	S Gibril Wilson	71

FEWEST GAMES TO 600 TACKLES, DEFENSIVE BACKS, NFL, SINCE 2000

Rank	Team	Player	Games
1.	NYG/Was.	S Landon Collins	84
2.	G.B.	S Morgan Burnett	87
3.	Ari.	S Budda Baker	89
—	LAC	S Derwin James Jr.	74

KHALIL MACK

RETURN OF THE MACK

Since entering the NFL in 2014, **Khalil Mack** has totaled 106.0 sacks, the second-most over that span. He's one of football's top defenders at forcing turnovers, leading the league in forced fumbles and ranking No. 2 in strip-sacks since entering the NFL.

Mack's 253 career hurries lead the league since he entered the NFL in 2014, while his 443 pressures rank No. 2 over that span.

SACKS, NFL, SINCE 2014

Rank	Team/s	Player	Sacks
1.	LAR	DT Aaron Donald	111.0
2.	Oak./Chi./LAC	OLB Khalil Mack	106.0
3.	Pit.	LB T.J. Watt	103.0
4.	N.O.	DE Cameron Jordan	97.0
5.	Cle.	DE Myles Garrett	95.5

FORCED FUMBLES, NFL, SINCE 2014

Rank	Team/s	Player	Forced Fum.
1.	Oak./Chi./LAC	OLB Khalil Mack	32
2.	Pit.	LB T.J. Watt	31
3.	N.E./Ari./L.V.	OLB Chandler Jones	30
4.	T.B.	LB Lavonte David	28
5.	LAR	DT Aaron Donald	24

STRIP-SACKS, NFL, SINCE 2014

Rk.	Team/s	Player	Strip Sacks
1.	N.E./Ari./L.V.	OLB Chandler Jones	26
2.	Oak./Chi./LAC	OLB Khalil Mack	24
3.	Pit.	LB T.J. Watt	22
4.	Den./T.B.	OLB Shaquil Barrett	19
5.	Cle.	DE Myles Garrett	18
	LAR	DT Aaron Donald	18
	StL/LAR/Mia./Dal./Chi./Phi.	LB Robert Quinn	18
	Jax./Min./Bal./L.V./Ind./Chi.	DE Yannick Ngakoue	18

QUARTERBACK HURRIES, NFL, SINCE 2014

Rank	Team/s	Player	Hurries
1.	Oak./Chi./LAC	OLB Khalil Mack	253
2.	LAR	DT Aaron Donald	214
3.	N.O.	DE Cameron Jordan	212
4.	Den./LAR/Buf.	OLB Von Miller	209
5.	Buf./Hou.	DL Jerry Hughes	204

DEFENSIVE PRESSURES, NFL, SINCE 2014

Rank	Team/s	Player	Pressures
1.	LAR	DT Aaron Donald	475
2.	Oak./Chi./LAC	OLB Khalil Mack	444
3.	N.O.	DE Cameron Jordan	397
4.	Den./LAR/Buf.	OLB Von Miller	394
5.	Hou./Ari.	DE J.J. Watt	393



MACK TOPS 100 CAREER SACKS

In the 150th regular-season game of his career, **OLB Khalil Mack** eclipsed 100 career sacks in the second quarter on a nine-yard takedown. Now 160 games into his career, Mack's 106.0 sacks rank No. 4 among active NFL players.

SACKS, ACTIVE NFL PLAYERS

Rank	Team/s	Player	Sacks
1.	Den./LAR/Buf.	OLB Von Miller	126.5
2.	N.O.	DE Cameron Jordan	118.5
3.	Ari./Jax./Bal./Atl./Mia.	DL Calais Campbell	108.5
4.	Oak./Chi./LAC	OLB Khalil Mack	106.0
5.	Pit.	LB T.J. Watt	103.0
6.	Cle.	DE Myles Garrett	95.5
7.	Min./Hou.	DE Danielle Hunter	93.0

MACK MAKES HISTORY

Khalil Mack eclipsed 12 sacks in 2023, the third season of his career with at least 12 sacks — and with his third franchise. He joined Hall of Famer Kevin Greene as the only two players to have a 12-sack season with three different franchises since the individual sack became an official statistic in 1982.

PLAYERS WITH 12-SACK SEASON WITH THREE DIFFERENT FRANCHISES, NFL, SINCE 1982

Player	Teams (Seasons)
OLB Khalil Mack	Raiders ('15), Bears ('18), Chargers ('23)
LB Kevin Greene*	Rams ('88-90), Steelers ('93-94), Panthers ('96, '99)

*Pro Football Hall of Famer

KHALIL MACK

MACK DROPS SIX SACKS IN VICTORY



Khalil Mack had a historic performance in the team's 2023 Week 4 win over the Raiders. He set a single-game team record and career high with six sacks, including a pair of strip-sacks. It was the first six-sack performance by any NFL player since 2017 and just the sixth since the stat began being tracked in 1982.

Mack added 10 tackles (eight solo), five tackles for loss, four quarterback hits and a pass defended. He was the only player since at least 2000 to have six sacks and at least 10 tackles in a single game. He was recognized as AFC Defensive Player of the Week for his performance, the fourth weekly award of his career.

Along with his five-sack performance in 2015, Mack joined Hall of Fame LB Derrick Thomas as the only players with multiple games of five or more sacks since the stat started being tracked in 1982.

SACKS, SINGLE GAME, NFL, SINCE 1982

Rk.	Team	Game	Player	Sacks
1.	K.C.	Nov. 11, 1990 vs. Sea.	LB Derrick Thomas	7.0
2.	LAC	Oct. 1, 2023 vs. L.V.	OLB Khalil Mack	6.0
	Atl.	Nov. 12, 2017 vs. Dal.	DL Adrian Clayborn	6.0
	NYG	Sept. 30, 2007 vs. Phi.	DE Osi Umenyiora	6.0
	K.C.	Sept. 6, 1998 vs. Oak.	LB Derrick Thomas	6.0
	S.F.	Nov. 13, 1983 vs. N.O.	DE Fred Dean	6.0
7.	S.F.	Nov. 19, 2012 vs. Chi.	OLB Aldon Smith	5.5
	Det.	Sept. 4, 1983 at T.B.	DE William Gay	5.5

SACKS, SINGLE GAME, CHARGERS, SINCE 1982

Rank	Game	Player	Sacks
1.	Oct. 1, 2023 vs. L.V.	OLB Khalil Mack	6.0
	Nov. 16, 1986 vs. Dal.	DE Leslie O'Neal	5.0
3.	Dec. 18, 2011 vs. Bal.	OLB Antwan Barnes	4.0
	Oct. 3, 2010 vs. Ari.	LB Shaun Phillips	4.0
	Oct. 22, 1995 at Sea.	DE Leslie O'Neal	4.0
	Dec. 6, 1992 at Phx.*	DE Leslie O'Neal	4.0
	Dec. 22, 1991 vs. Den.	DE Leslie O'Neal	4.0

*Phoenix Cardinals

TOP OF THE CHARTS

Khalil Mack ranked fourth in the NFL in 2023 with 17.0 sacks, setting a new single-season career high. His four strip-sacks were tied for the second-most in the NFL.

SACKS, NFL, 2023

Rank	Team	Player	Sacks
1.	Pit.	LB T.J. Watt	19.0
2.	Cin.	DE Trey Hendrickson	17.5
	Jax.	OLB Josh Allen	17.5
4.	LAC	OLB Khalil Mack	17.0
5.	Min.	OLB Danielle Hunter	16.5
6.	L.V.	DE Maxx Crosby	14.5

STRIP SACKS, NFL, 2023

Rank	Team	Player	Strip-Sacks
1.	Mia.	LB Bradley Chubb	5
2.	LAC	OLB Khalil Mack	4
	Cle.	DE Myles Garrett	4
	Pit.	LB T.J. Watt	4
5.	Cin.	DE Trey Hendrickson	3
	Det.	DE Aidan Hutchinson	3
	Ind.	DE Samson Ebukam	3
	L.V.	DE Malcolm Koonce	3
	Min.	OLB Danielle Hunter	3
	T.B.	OLB Shaquil Barrett	3

MACK ATTACK

By setting his career high with 17.0 sacks in 2023, **Khalil Mack** tied for the most sacks in a single season by a Charger since the individual sack began being tracked in 1982.

Mack forced a total of five fumbles on the year, including four that were strip-sacks. Since forced fumbles began being tracked in 1994, Mack's five tied for the third-most by a Charger in a single season.

SACKS, SINGLE SEASON, CHARGERS, SINCE 1982

Rank	Season	Player	Sacks
1.	2023	OLB Khalil Mack	17.0
	2006	LB Shawne Merriman	17.0
	1992	DE Leslie O'Neal	17.0
4.	1986	DE Lee Williams	15.0
5.	1989	DE Lee Williams	14.0

FORCED FUMBLES, SINGLE SEASON, CHARGERS, SINCE 1994

Rank	Season	Player	Forced Fumbles
1.	2021	OLB Joey Bosa	7
	2009	LB Shaun Phillips	7
3.	2023	OLB Khalil Mack	5
	—	Two Other Players	5

KHALIL MACK

MACK'S PICKS BY PASSER

Khalil Mack has picked off three passes, including two that he returned for a touchdown. Below is a look at his career regular-season interceptions by quarterback:

REGULAR-SEASON CAREER INTs BY PASSER (3)

INTs	Passer	Most Recent INT
1	QB Kirk Cousins	Nov. 16, 2020 vs. Min.
	QB DeShone Kizer	Sept. 9, 2018 at G.B.
	QB Cam Newton	Nov. 27, 2016 vs. Car.



MACK'S SACKS BY PASSER

Khalil Mack has sacked 49 players in the regular season for a total of 106.0 career sacks. Below is a list of his career sacks by passer:

REGULAR-SEASON CAREER SACKS BY PASSER (106.0)

Sacks	Passer	Most Recent Sack
6.0	QB Aidan O'Connell	Oct. 1, 2023 vs. L.V.
	QB Brock Osweiler	Nov. 21, 2016 vs. Hou.
5.5	QB Aaron Rodgers	Oct. 17, 2021 vs. G.B.
	QB Alex Smith	aDec. 10, 2017 at K.C.
5.0	QB Trevor Siemian	Nov. 26, 2017 vs. Den.
4.0	QB Derek Carr	Sept. 11, 2022 L.V.
	QB Kirk Cousins	Dec. 20, 2020 at Min.
	QB Dak Prescott	Oct. 16, 2023 vs. Dal.
3.0	QB Tom Brady	Oct. 8, 2020 vs. T.B.
	QB Jared Goff	Oct. 3, 2021 vs. Det.
	QB Josh McCown	Sept. 17, 2017 vs. NYJ
	QB Jameis Winston	Nov. 3, 2024 at Cle.
2.0	QB Sam Bradford	Sept. 23, 2018 at Ari.
	QB Teddy Bridgewater	Oct. 18, 2020 at Car.
	QB Joe Flacco	Sept. 15, 2019 at Den.
	QB Lamar Jackson	Nov. 26, 2023 vs. Bal.
	QB Daniel Jones	Sept. 20, 2020 vs. NYG
	QB Colin Kaepernick	Dec. 7, 2017 vs. S.F.
	QB Case Keenum	Sept. 23, 2019 at Was.
	QB Jordan Love	Nov. 19, 2023 at G.B.
	QB Patrick Mahomes	Sept. 15, 2022 at K.C.
	QB Marcus Mariota	Nov. 29, 2015 at Ten.
	QB Baker Mayfield	Sept. 26, 2021 at Cle.
	QB Philip Rivers	Oct. 27, 2019 vs. LAC
	QB Geno Smith	Dec. 3, 2017 vs. NYG
	QB Matthew Stafford	Nov. 11, 2018 vs. Det.
	QB Russell Wilson	Oct. 17, 2022 vs. Den.
	QB Zach Wilson	Nov. 6, 2023 at NYJ
	QB Bailey Zappe	Dec. 3, 2023 at N.E.
1.5	QB Gardner Minshew II	Sept. 8, 2024 vs. L.V.
1.0	QB Blake Bortles	Oct. 23, 2016 at Jax.
	QB Drew Brees	Nov. 1, 2020 vs. N.O.
	QB Joe Burrow	Sept. 19, 2021 vs. Cin.
	QB Jay Cutler	Oct. 4, 2015 at Chi.
	QB Justin Fields	Sept. 22, 2024 at Pit.
	QB Ryan Fitzpatrick	Sept. 30, 2018 vs. T.B.
	QB Nick Foles	Dec. 26, 2022 at Ind.
	QB Blaine Gabbert	Jan. 7, 2024 vs. K.C.
	QB Jimmy Garoppolo	Nov. 13, 2022 at S.F.
	QB DeShone Kizer	Sept. 9, 2018 at G.B.
	QB Eli Manning	Dec. 2, 2018 at NYG
	QB Davis Mills	Oct. 2, 2022 at Hou.
	QB Cam Newton	Nov. 27, 2016 vs. Car.
	QB Kyle Orton	Dec. 21, 2014 vs. Buf.
	QB Spencer Rattler	Oct. 27, 2024 vs. N.O.
	QB Jarrett Stidham	Dec. 31, 2023 at Den.
	QB Tyrod Taylor	Dec. 4, 2016 vs. Buf.
	QB Deshaun Watson	Dec. 13, 2020 vs. Hou.
0.5	QB Matt Ryan	Sept. 27, 2020 at Atl.

POSTSEASON CAREER SACKS BY PASSER (1.0)

Sacks	Passer	Most Recent Sack
1.0	QB Trevor Lawrence	Jan. 14, 2023 at Jax.*

*AFC Wild Card

JOEY BOSA



NOT YOUR AVERAGE JOEY

Since entering the NFL in 2016, **Joey Bosa** has been a force, recording the sixth-best sacks-per-game over that span (min. 80 games played). He is also ranks No. 10 in that time with 70.0 sacks.

SACKS PER GAME, MIN. 80 GAMES PLAYED, SINCE 2016

Rank	Team/s	Player	Sacks/Game
1.	Pit.	LB T.J. Watt	0.91
2.	Cle.	DE Myles Garrett	0.88
3.	Ari./L.V.	OLB Chandler Jones	0.77
4.	Min./Hou.	OLB Danielle Hunter	0.76
5.	LAR	DT Aaron Donald	0.75
6.	LAC	OLB Joey Bosa	0.71
7.	N.O./Cin.	DE Trey Hendrickson	0.68
8.	Oak./Chi./LAC	OLB Khalil Mack	0.68
9.	L.V.	DE Maxx Crosby	0.64
10.	Den./LAR/Buf.	OLB Von Miller	0.62

SACKS, NFL, SINCE 2016

Rank	Team/s	Player	Sacks
1.	Pit.	LB T.J. Watt	103.0
2.	Cle.	DE Myles Garrett	95.5
3.	LAR	DT Aaron Donald	91.0
5.	Oak./Chi./LAC	OLB Khalil Mack	87.0
	Min./Hou.	OLB Danielle Hunter	87.0
6.	N.O.	DE Cameron Jordan	79.5
7.	K.C.	DT Chris Jones	78.5
8.	Ari./L.V.	OLB Chandler Jones	76.0
9.	Jax./Min./Bal./L.V./Ind./Chi.	DE Yannick Ngakoue	70.5
	N.O./Cin.	DE Trey Hendrickson	70.5
10.	LAC	OLB Joey Bosa	70.0
11.	Bal./N.E./Atl.	LB Matthew Judon	68.0

FORCING THE ISSUE

After leading the NFL with seven strip-sacks in 2021, **Joey Bosa** continues to be among the league's best at jarring the ball free. He has nine strip-sacks since 2021, tied for the third-most in the NFL over that span and ranks tied for No. 2 in forced fumbles.

STRIP-SACKS, NFL, SINCE 2021

Rank	Team/s	Player	Strip-Sacks
1.	Cin.	DE Trey Hendrickson	10
	Pit.	LB T.J. Watt	10
3.	LAC	OLB Joey Bosa	9
	Cle.	DE Myles Garrett	9
5.	Car./Phi./NYJ	LB Haason Reddick	8
	Den./Mia.	OLB Bradley Chubb	8
	S.F.	DL Nick Bosa	8
8.	—	Four Other Players	7

FORCED FUMBLES, NFL, SINCE 2021

Rank	Team/s	Player	Forced Fumbles
1.	Pit.	LB T.J. Watt	14
2.	LAC	OLB Joey Bosa	10
	Cin.	DE Trey Hendrickson	10
	S.F.	LB Fred Warner	10
5.	Chi./LAC	OLB Khalil Mack	9
	Cle.	DE Myles Garrett	9
	Den./Mia.	OLB Bradley Chubb	9
	T.B.	S Antoine Winfield Jr.	9
	S.F.	DL Nick Bosa	9
10.	—	Four Other Players	8

Bosa has gone for the ball when taking down the quarterback since he entered the NFL. His 14 career strip-sacks are tied for the ninth-most since 2016.

10 of Bosa's 14 career strip-sacks came on third down, which leads the NFL over that span. Seven of his third-down strip-sacks have come since 2021, which is also a league-high.

STRIP-SACKS, THIRD DOWN, NFL, SINCE 2016

Rk.	Team/s	Player	Strip-Sacks
1.	LAC	OLB Joey Bosa	10
2.	StL./LAR/Mia./Dal./Chi./Phi.	LB Robert Quinn	8
	Jax./LAR/Atl./Dal.	DE Dante Fowler Jr.	8
	Pit.	LB T.J. Watt	8
5.	LAR	DT Aaron Donald	7

STRIP-SACKS, THIRD DOWN, NFL, SINCE 2021

Rank	Team/s	Player	Strip-Sacks
1.	LAC	OLB Joey Bosa	7
2.	S.F./Ind.	DE Samson Ebukam	5
	Pit.	LB T.J. Watt	5
4.	Ten./Atl./LAC	OLB Bud Dupree	4
	Sea./Chi.	DE Darrell Taylor	4
	Cin.	DE Trey Hendrickson	4
	T.B.	OLB Shaquil Barrett	4

JOEY BOSA

BOSA'S SACKS BY PASSER

Joey Bosa has 70.0 career sacks. He has sacked QB Derek Carr 8.5 times in his career, more than he's sacked any other quarterback. Bosa has brought down 42 different passers in his career, including 17 more than once. Below is a look at his career sacks by passer:

REGULAR-SEASON CAREER SACKS BY PASSER (70.0)

Sacks	Passer	Most Recent Sack
8.5	QB Derek Carr	Sept. 11, 2022 vs. L.V.
4.0	QB Ryan Tannehill	Sept. 17, 2023 at Ten.
3.5	QB Trevor Siemian	Oct. 22, 2017 vs. Den.
	QB Gardner Minshew II	Sept. 8, 2024 vs. L.V.
2.5	QB Patrick Mahomes	Dec. 16, 2021 vs. K.C.
	QB Josh Rosen	Sept. 29, 2019 at Mia.
	QB Zach Wilson	Nov. 6, 2023 at NYJ
2.0	QB Josh Allen	Nov. 29, 2020 at Buf.
	QB Kirk Cousins	Sept. 24, 2023 at Min.
	QB Robert Griffin III	Dec. 24, 2016 at Cle.
	QB Eli Manning	Oct. 8, 2015 at NYG
	QB Ben Roethlisberger	Nov. 21, 2021 vs. Pit.
	QB Matt Ryan	Oct. 23, 2016 at Atl.
	QB Alex Smith	Sept. 24, 2017 vs. K.C.
	QB Mitchell Trubisky	Oct. 27, 2019 at Chi.
1.5	QB Lamar Jackson	Oct. 17, 2021 at Bal.
	QB Aaron Rodgers	Nov. 3, 2019 vs. G.B.
1.0	WR Davante Adams	Sept. 11, 2022 vs. L.V.
	QB Tyson Bagent	Oct. 29, 2023 vs. Chi.
	QB Matt Barkley	Nov. 29, 2020 at Buf.
	QB Blake Bortles	Nov. 12, 2017 at Jax.
	QB Tom Brady	Oct. 29, 2017 at N.E.
	QB Drew Brees	Oct. 12, 2020 at N.O.
	QB Teddy Bridgewater	Sept. 27, 2020 vs. Car.
	QB Jacoby Brissett	Sept. 8, 2019 vs. Ind.
	QB Joe Burrow	Sept. 13, 2020 at Cin.
	QB Jeff Driskel	Dec. 9, 2018 vs. Cin.
	QB Joe Flacco	Oct. 6, 2019 vs. Den.
	QB Ryan Fitzpatrick	Sept. 12, 2021 at Was.
	QB Mike Glennon	Dec. 12, 2021 vs. NYG
	QB Jalen Hurts	Nov. 7, 2021 at Phi.
	QB Case Keenum	Dec. 30, 2017 at Den.
	QB DeShone Kizer	Dec. 3, 2017 vs. Cle.
	QB Will Levis	Nov. 10, 2024 vs. Ten.
	QB Drew Lock	Nov. 28, 2021 at Den.
	QB Cam Newton	Dec. 11, 2016 at Car.
	QB Tyrod Taylor	Nov. 19, 2017 vs. Buf.
	QB Russell Wilson	Jan. 8, 2023 at Den.
	QB Jameis Winston	Dec. 4, 2016 vs. T.B.
	QB Bryce Young	Sept. 15, 2024 at Car.
0.5	QB Brock Osweiler	Nov. 27, 2016 at Hou.
	QB Deshaun Watson	Sept. 22, 2019 vs. Hou.

POSTSEASON CAREER SACKS BY PASSER (1.0)

Sacks	Passer	Most Recent Sack
1.0	QB Lamar Jackson	Jan. 6, 2019 at Bal.* *AFC Wild Card



ONE OF A KIND

With 8.5 sacks in his first eight games of 2017, **Joey Bosa** brought his career total to 19.0 sacks over his first 20 career games. That topped the previous NFL record of 18.5 set by Aldon Smith in 2012.

SACKS, FIRST 20 CAREER GAMES, NFL HISTORY

Rank	Team	Player	Sacks
1.	Chargers	DE Joey Bosa	19.0
2.	49ers	LB Aldon Smith	18.5
3.	Cowboys	LB Micah Parsons	17.0
	Packers	LB Clay Matthews	17.0

BRING THE HEAT

Joey Bosa ranks second in sacks in team history after reaching 70.0 for his career.

CAREER SACKS LEADERS, CHARGERS HISTORY SINCE 1982

Rank	Seasons	Player	Sacks
1.	1986-95	DE Leslie O'Neal	105.5
2.	2016-Present	OLB Joey Bosa	70.0
3.	2004-12	LB Shaun Phillips	69.5
4.	1984-90	DE Lee Williams	65.5
5.	2012-20	DE Melvin Ingram III	49.0
6.	1990-2002	LB Junior Seau	47.0

CAMERON DICKER

MAKING NFL HISTORY

Cameron Dicker has made 71-of-76 career field goal attempts. His field goal percentage of 93.4 is the second-best in NFL history by a player with at least 50 attempts.

FIELD GOAL PCT., MIN. 50 ATTEMPTS, NFL HISTORY

Rank	Team/s	Player	Field Goal Pct. (Made-Att.)
1.	Dal.	K Brandon Aubrey	93.5 (58-62)
2.	Phi./LAC	K Cameron Dicker	93.4 (71-76)
3.	Bal.	K Justin Tucker	89.7 (410-457)
4.	Chi./NYJ/Car.	K Eddie Pineiro	89.4 (101-113)
5.	K.C.	K Harrison Butker	89.2 (215-241)

DICKER KICKS CONSISTENTLY

Cameron Dicker has made 60 of his 61 career field goal attempts from less than 50 yards out. His 98.4 percentage on field goals from less than 50 yards is the best by any NFL kicker in at least the last 30 seasons (min. 50 attempts of less than 50 yards).

FIELD GOAL PCT., LESS THAN 50-YARD ATTEMPTS, MIN. 50 ATTEMPTS, NFL, SINCE 1991

Rk.	Team/s	Player	Field Goal Pct. (Made-Att.)
1.	Phi./LAC	K Cameron Dicker	98.4 (60-61)
2.	Bal.	K Justin Tucker	95.4 (350-367)
3.	K.C.	K Harrison Butker	93.9 (185-197)
4.	Jax./Det./Cle./NYJ	K Riley Patterson	91.8 (56-61)
5.	T.B./LAR/Ind.	K Matt Gay	91.8 (123-134)

DICKER MATCHES FRANCHISE RECORDS

To open scoring in the second quarter against Arizona, **Cameron Dicker** made a 59-yard field goal to give the Bolts a 3-0 lead. Dicker's field goal marked a career-long for the Texas product and matched a franchise record set by K Michael Badgley on Dec. 9, 2018 against Cincinnati.

Dicker was good from 50-plus twice, scoring again from 50 yards in the second quarter marking his second career game with multiple 50-yard field goals. The feat matched a single-game franchise record for 50-plus yard field goals. He is one of only two Chargers to accomplish the feat, joining John Carney who also did so twice.

LONGEST MADE FIELD GOAL, CHARGERS HISTORY

Rank	Game	Player	Distance
1.	Oct. 21, 2024 at Ari.	K Cameron Dicker	59 yards
	Dec. 9, 2018 vs. Cin.	Michael Badgley	59 yards
3.	Dec. 21, 2008 at T.B.	Nate Kaeding	57 yards
4.	Nov. 6, 2023 at NYJ	K Cameron Dicker	55 yards
	Oct. 22, 2023 at K.C.	K Cameron Dicker	55 yards
	Nov. 29, 2009 vs. K.C.	K Nate Kaeding	55 yards



THE BEST THROUGH THREE SEASONS

As a rookie, **Cameron Dicker** made 21-of-22 field goals (95.5 pct.) to set the record for best field goal percentage by a rookie kicker since the 1970 NFL-AFL Merger (min. 15 att.). He has continued his excellence with the Bolts, making 71-of-76 career attempts (93.4 pct.). Dicker's 93.4 career field goal percentage is the second-best within the first three seasons of a career among kickers with at least 50 field goal attempts.

FIELD GOAL PCT., FIRST THREE SEASONS, MIN. 50 ATTEMPTS, NFL, SINCE 1970

Rank	Team/s	Player	Field Goal Pct. (Made-Att.)
1.	Dal.	K Brandon Aubrey	93.5 (58-62)
2.	Phi./LAC	K Cameron Dicker	93.4 (71-76)
3.	Dal.	K Dan Bailey	90.8 (89-98)
4.	Bal.	K Justin Tucker	89.8 (97-108)
5.	K.C.	K Harrison Butker	89.7 (96-107)

CAMERON DICKER

DICKER'S KICKS BY VENUE & SURFACE

REGULAR-SEASON KICKING BY VENUE

Stadium*	GP	FGM	FGA	Pct.	1-19	20-29	30-39	40-49	50+	Lg	XPM	XPA	Pts
Acrisure Stadium	1	1	1	100.0	0-0	1-1	0-0	0-0	0-0	28	1	1	4
Allegiant Stadium	2	3	3	66.7	0-0	0-0	2-2	0-0	0-1	37	5	5	11
Bank of America Stadium	2	2	2	100.0	0-0	0-0	0-0	2-2	0-0	46	2	3	8
Empower Field at Mile High	3	8	9	88.9	0-0	1-1	3-3	2-2	2-3	52	4	4	28
GEHA Field at Arrowhead Stadium	1	1	1	100.0	0-0	0-0	0-0	0-0	1-1	55	2	2	5
Gillette Stadium	2	2	2	100.0	0-0	0-0	2-2	0-0	0-0	38	2	2	6
Huntington Bank Field	0	1	1	0.0	0-0	0-0	0-0	0-1	0-0	—	3	4	3
Lambeau Field	2	2	2	100.0	0-0	2-2	0-0	0-0	0-0	26	2	2	8
Levi's Stadium	3	3	3	100.0	0-0	1-1	0-0	2-2	0-0	47	1	1	10
Lucas Oil Stadium	2	2	2	100.0	0-0	2-2	0-0	0-0	0-0	24	2	2	8
Mercedes-Benz Superdome	2	2	2	100.0	0-0	0-0	2-2	0-0	0-0	37	2	2	8
MetLife Stadium	2	2	2	100.0	0-0	0-0	1-1	0-0	1-1	55	3	3	9
Nissan Stadium	3	3	3	100.0	0-0	1-1	2-2	0-0	0-0	33	1	1	10
SoFi Stadium	17	33	34	97.1	0-0	10-10	5-5	13-13	5-6	53	38	39	137
State Farm Stadium	3	8	8	100.0	0-0	3-3	0-0	3-3	2-2	59	4	4	13
U.S. Bank Stadium	1	0	1	0.0	0-0	0-0	0-0	0-0	0-1	—	4	4	4
Totals	37	71	76	93.4	0-0	21-21	17-17	22-23	11-15	59	74	77	287
<i>Artificial Surfaces</i>	<i>24</i>	<i>46</i>	<i>48</i>	<i>95.8</i>	<i>0-0</i>	<i>13-13</i>	<i>12-12</i>	<i>15-15</i>	<i>6-8</i>	<i>55</i>	<i>52</i>	<i>54</i>	<i>190</i>
<i>Grass Surfaces</i>	<i>13</i>	<i>25</i>	<i>28</i>	<i>89.3</i>	<i>0-0</i>	<i>8-8</i>	<i>5-5</i>	<i>7-8</i>	<i>5-7</i>	<i>59</i>	<i>22</i>	<i>23</i>	<i>97</i>

POSTSEASON KICKING BY VENUE

Stadium*	GP	FGM	FGA	Pct.	1-19	20-29	30-39	40-49	50+	Lg	XPM	XPA	Pts
TIAA Bank Field	1	3	4	75.0	0-0	2-2	0-0	0-1	1-1	50	3	3	12
Totals	1	3	4	75.0	0-0	2-2	0-0	0-1	1-1	50	3	3	12
<i>Artificial Surfaces</i>	<i>0</i>	<i>0</i>	<i>0</i>	<i>—</i>	<i>0-0</i>	<i>0-0</i>	<i>0-0</i>	<i>0-0</i>	<i>0-0</i>	<i>—</i>	<i>0</i>	<i>0</i>	<i>0</i>
<i>Grass Surfaces</i>	<i>1</i>	<i>3</i>	<i>4</i>	<i>75.0</i>	<i>0-0</i>	<i>2-2</i>	<i>0-0</i>	<i>0-1</i>	<i>1-1</i>	<i>50</i>	<i>3</i>	<i>3</i>	<i>12</i>

*Current or most recent name of venue when operational

OTHER PLAYER NOTES

TULI GETS TWO SACKS IN CONSECUTIVE GAMES

OLB Tuli Tuipulotu recorded at least two sacks in each of the last two games, becoming the sixth player this season to have back-to-back games with two-plus sacks. He's also the seventh different player to accomplish the feat in Chargers history and can extend his streak with two or more sacks against the Bengals.

CONSECUTIVE GAMES WITH TWO-PLUS SACKS, NFL, 2024

Rk.	Team	Player	Consec. Games (Dates)
1.	Bal.	Kyle Van Noy	3 (Sept. 15, 2024-Sept. 29, 2024)
2.	LAC	OLB Tuli Tuipulotu	2 (Nov. 3, 2024-Present)
	Was.	LB Dante Fowler Jr.	2 (Nov. 3, 2024-Present)
	Cin.	DE Trey Hendrickson	2 (Oct. 13, 2024-Oct. 20, 2024)
	NYJ	DE Will McDonald IV	2 (Sept. 15, 2024-Sept. 19, 2024)
	Min.	LB Pat Jones II	2 (Sept. 8, 2024-Sept. 15, 2024)

CONSECUTIVE GAMES WITH TWO-PLUS SACKS, CHARGERS HISTORY

Rk.	Player	Dates	Consec. Games
1.	OLB Khalil Mack	Nov. 19, 2023-Dec. 3, 2023	3
	LB Shawne Merriman	Oct. 29, 2006-Dec. 10, 2006	3
3.	OLB Tuli Tuipulotu	Nov. 3, 2024-Present	2
	OLB Joey Bosa	Oct. 20, 2019-Oct. 27, 2019	2
	LB Kevin Burnett	Oct. 3, 2010-Oct. 10, 2010	2
	LB Shawne Merriman	Nov. 1, 2009-Nov. 8, 2009	2
	LB Shaun Phillips	Oct. 25, 2009-Nov. 1, 2009	2
	LB Shawne Merriman	Dec. 2, 2007-Dec. 9, 2007	2
	DE Leslie O'Neal	Dec. 24, 1989-Sept. 9, 1990	2
	DE Leslie O'Neal	Oct. 29, 1989-Nov. 5, 1989	2

TULI IMPACTS TWO PHASES

In the team's Week 9 victory, **OLB Tuli Tuipulotu** recorded 2.5 sacks on defense and a pair of special teams tackles, becoming the first NFL player since 2020 and fifth since 2015 to have multiple sacks and multiple special teams tackles in the same game.

PLAYER WITH MULTIPLE SACKS AND MULTIPLE SPECIAL TEAMS TACKLES, SINGLE GAME, NFL, SINCE 2015

Game	Tm.	Player	Scks.	ST Tkl.
Nov. 3, 2024 at Cle.	LAC	OLB Tuli Tuipulotu	2.5	2
Dec. 20, 2020 vs. Phi.	Ari.	LB Dennis Gardeck	2.0	2
Oct. 15, 2017 vs. Chi.	Bal.	LB Matthew Judon	2.0	2
Dec. 18, 2016 vs. Cle.	Buf.	LB Lorenzo Alexander	1.5	3
Dec. 6, 2015 at Oak.	K.C.	LB Frank Zombo	2.0	3

HENLEY MAKES AN IMPACT

In the team's Week 10 win, **LB Daiyan Henley** led the defense with 13 tackles and recorded the first sack of his career. He also added a tackle on special teams. Henley's performance was the 10th in the NFL since the beginning of the 2020 season with at least 10 tackles, a sack and a special teams tackle in a single game.

PLAYER WITH 10 TACKLES, A SACK AND A SPECIAL TEAMS TACKLE, SINGLE GAME, NFL, SINCE 2020

Game	Tm.	Player	Tkls.	Scks.	ST Tkl.
Nov. 10, 2024 vs. Ten.	LAC	LB D.Henley	13	1.0	1
Nov. 20, 2022 vs. LAR	N.O.	LB K.Elliss	11	1.5	1
Sept. 11, 2022 vs. Phi.	Det.	S T.Walker	11	1.0	2
Dec. 5, 2021 vs. Ind.	Hou.	LB K.Grugier-Hill	19	1.0	1
Jan. 3, 2021 vs. Min.	Det.	S T.Walker	11	1.0	2
Jan. 3, 2021 at Den.	L.V.	LB N.Morrow	10	1.0	1
Dec. 13, 2020 vs. Min.	T.B.	S A.Winfield	11	1.0	1
Nov. 22, 2020 at Cle.	Phi.	LB A.Singleton	11	1.0	1
Nov. 1, 2020 vs. Dal.	Phi.	LB T.Edwards	12	1.0	1
Oct. 11, 2020 vs. Was.	LAR	LB T.Reeder	10	3.0	1

MCCONKEY MAKES HIS MARK

Through the first nine games of his career, **WR Ladd McConkey** paces the team in receptions (37) and receiving yards (492), while ranking second in touchdown grabs (four). His 37 catches are the third-most in team history through the first nine games of a career.

McConkey needs 14 catches to set the franchise record for receptions through the first 10 games of a career.

RECEPTIONS, FIRST NINE CAREER GAMES, CHARGERS HISTORY

Rank	Season	Player	Receptions
1.	2013	WR Keenan Allen [†]	41
2.	1971	WR Billy Parks	40
3.	2024	WR Ladd McConkey	37
4.	1997	TE Freddie Jones	32
	1979	TE Kellen Winslow	32

RECEPTIONS, FIRST 10 CAREER GAMES, CHARGERS HISTORY

Rank	Season	Player	Receptions
1.	2013	WR Keenan Allen [†]	50
2.	1971	WR Billy Parks	41
3.	2024	WR Ladd McConkey[^]	37
4.	1997	TE Freddie Jones	36
5.	1978	WR John Jefferson	35

[†]Pro Bowl Selection

[†]Professional Football Writers of America All-Rookie

[^]Has played nine career games

OTHER PLAYER NOTES

MATLOCK A TWO-WAY PLAYER

FB/DL Scott Matlock became the first Charger since 1982, when sacks became an official statistic, to record a reception and a sack in a single game as he recorded a nine-yard reception and a sack in Week 8 against New Orleans.

It marks the 18th time that the feat has been accomplished and Matlock is one of just 13 players with both a reception and a sack in a single game since sacks became an official statistic.

PLAYERS WITH A RECEPTION AND A SACK, SINGLE GAME, NFL, SINCE 1982

Game	Team	Player	Rec.	Sacks
Oct. 27, 2024 vs. N.O.	LAC	Scott Matlock	1	1.0
Dec. 22, 2019 vs. Cin.	Mia.	Christian Wilkins	1	1.0
Nov. 24, 2019 at Atl.	T.B.	Vita Vea	1	1.0
Dec. 6, 2015 at Ten.	Jax.	Tyson Alualu	1	1.0
Nov. 30, 2014 vs. Ten.	Hou.	J.J. Watt	1	2.0
Nov. 16, 2014 at Cle.	Hou.	J.J. Watt	1	1.0
Sept. 7, 2008 vs. Sea.	Buf.	Ryan Denney	1	1.0
Dec. 23, 2007 at Det.	K.C.	Jared Allen	1	2.0
Dec. 2, 2007 vs. S.D.	K.C.	Jared Allen	1	2.0
Oct. 28, 2007 vs. Was.	N.E.	Mike Vrabel	1	3.0
Dec. 26, 2005 at NYJ	N.E.	Mike Vrabel	2	1.0
Sept. 29, 2002 vs. Hou.	Phi.	Brian Dawkins	1	1.0
Oct. 30, 1995 at Min.	Chi.	Jim Flanigan	1	1.0
Sept. 11, 1995 vs. G.B.	Chi.	Jim Flanigan	1	1.0
Nov. 6, 1994 vs. N.E.	Cle.	James Jones	1	1.0
Dec. 20, 1992 vs. Hou. ^	Cle.	James Jones	1	1.0
Dec. 8, 1985 at StL †	N.O.	James Haynes	1	1.0
Sept. 19, 1982 at Mia.	Bal.*	Barry Krauss	1	1.0

*Baltimore Colts

†St. Louis Cardinals

^Houston Oilers

POONA PICKS HIS FIRST PASS

In the fourth quarter of the Week 1 victory, **DL Poona Ford** hauled in a pass deflected by **OLB Khalil Mack** for his first career interception. Ford is the first defensive lineman in the NFL with a pick this season and was just the second defensive lineman to have a tackle for loss, interception and multiple pass breakups in a single game since tackles for loss began being tracked in 2008.

INTERIOR DEFENSIVE LINEMEN WITH TACKLE FOR LOSS, INTERCEPTION AND MULTIPLE PASSES DEFENSED, SINGLE GAME, NFL, SINCE 2008

Game	Team	Player	TFL	INT	PD
Sept. 8, 2024 vs. L.V.	LAC	DL Poona Ford	1	1	2
Jan. 1, 2012 vs. NYJ	Mia.	DL Randy Starks	1	2	2

Ford added sacks in the team's wins in Week 8 and Week 10, making him the third NFL interior defensive lineman in the last two years and fourth Chargers interior defensive lineman in history to have multiple sacks and an interception in the same season.

INTERIOR DEFENSIVE LINEMEN WITH MULTIPLE SACKS AND AN INTERCEPTION, SINGLE SEASON, CHARGERS HISTORY

Season	Player	Sacks	INTs
2024	DL Poona Ford	2.0	1
2022	DL Sebastian Joseph-Day	2.0	1
2013	Sean Lissemore	2.0	1
1998	Norman Hand	6.0	2

MCCONKEY AND VIDAL SCORE IN DEBUTS

In Week 1, **WR Ladd McConkey** made his NFL debut and led the team with five receptions for 39 yards (7.8 avg.), including a 10-yard touchdown catch in the fourth quarter to put the game away. He was the 10th Charger in history to haul in a touchdown pass in an NFL debut.

Four weeks later, **RB Kimani Vidal** made his NFL debut and hauled in a 38-yard touchdown on his first career reception. He became the 11th Charger ever to have a touchdown catch in a debut and the first Bolts running back since 1977 (Hank Bauer) to record a receiving touchdown on his first career reception.

CHARGERS WITH RECEIVING TOUCHDOWN IN NFL DEBUT, SINCE 1970

Game	Player	Rec.	Rec. TD
Oct. 13, 2024 at Den.	RB Kimani Vidal	2	1
Sept. 8, 2024 vs. L.V.	WR Ladd McConkey	5	1
Sept. 11, 2022 vs. L.V.	FB Zander Horvath	2	1
Oct. 4, 2020 at T.B.	WR Tyron Johnson	1	1
	TE Donald Parham Jr.	1	1
Sept. 8, 2002 at Cin.	TE Josh Norman	1	1
Aug. 31, 1997 at N.E.	TE Freddie Jones	4	1
Sept. 1, 1991 at Pit.	WR Shawn Jefferson	3	1
Sept. 7, 1981 vs. Cle.	RB James Brooks	2	1
Sept. 3, 1978 at Sea.	WR John Jefferson	3	2
Sept. 19, 1971 vs. K.C.	RB Mike Montgomery	3	1

CAREER NUMBERS AGAINST BENGALS

97	JOEY BOSA															OLB		
REGULAR SEASON DEFENSE																		
Date	Opp.	Res.	GP/GS	Tot	Solo	Asst	Sk	Yds	TFL	QBH	INT	Yds	Lg	TD	PD	FF	FR	Yds
12/09/18	Cin.	W	1/1	6	6	0	1.0	10	1	2	0	0	—	0	0	0	0	0
09/13/20	at Cin.	W	1/1	5	5	0	1.0	3	2	3	0	0	—	0	0	0	0	0
12/5/21	at Cin.	W	1/1	1	1	0	0.0	0	0	0	0	0	—	0	0	0	0	0
Totals		3-0	3/3	12	12	0	2.0	13	3	5	0	0	—	0	0	0	0	0

9	DJ CHARK JR.							WR
REGULAR SEASON RECEIVING								
Date	Opp.	Res.	GP/GS	Rec.	Yds	Avg.	Lg	TD
10/20/19	at Cin.	W	1/1	3	53	17.7	33	0
10/4/20	at Cin.	L	1/1	8	95	11.9	22	2
9/30/21	at Cin.	L	1/1	0	0	—	—	0
Totals		1-2	3/3	11	148	13.5	33	2

81	WILL DISSLY							TE
REGULAR SEASON RECEIVING								
Date	Opp.	Res.	GP/GS	Rec.	Yds	Avg.	Lg	TD
9/8/19	Cin.	W	1/1	1	12	12.0	12	0
10/15/23	at Cin.	L	1/1	1	4	4.0	4	0
Totals		1-1	2/2	2	16	8.0	12	0

27	J.K. DOBBINS															RB
REGULAR SEASON OFFENSE																
Date	Opp.	Res.	GP/GS	Att	Yds	Avg.	Lg	TD	Rec.	Yds	Avg.	Lg	TD	Scrim. Yds	Scrim. TD	
10/11/20	Cin.	W	1/0	1	34	34.0	34	0	3	21	7.0	9	0	55	0	
1/3/21	at Cin.	W	1/0	13	160	12.3	72t	2	0	0	—	—	0	160	2	
10/9/22	Cin.	W	1/1	8	44	5.5	17	0	0	0	—	—	0	44	0	
Totals		3-0	3/1	22	238	10.8	72t	2	3	21	7.0	9	0	259	2	

48	BUD DUPREE															OLB		
REGULAR SEASON DEFENSE																		
Date	Opp.	Res.	GP/GS	Tot	Solo	Asst	Sk	Yds	TFL	QBH	INT	Yds	Lg	TD	PD	FF	FR	Yds
11/1/15	Cin.	L	1/0	1	1	0	1.0	0	0	1	0	0	—	0	0	0	0	0
12/13/15	at Cin.	W	1/1	1	0	1	0.0	0	0	0	0	0	—	0	0	0	0	0
12/18/16	at Cin.	W	1/1	3	2	1	0.0	0	1	0	0	0	—	0	0	0	0	0
10/22/17	Cin.	W	1/1	3	1	2	1.0	13	1	1	0	0	—	0	0	0	0	0
12/4/17	at Cin.	W	1/1	2	1	1	1.0	3	1	1	0	0	—	0	0	0	0	0
10/14/18	at Cin.	W	1/1	2	2	0	0.0	0	0	0	0	0	—	0	0	0	0	0
12/30/18	Cin.	W	1/1	3	3	0	0.0	0	0	1	0	0	—	0	0	0	0	0
9/30/19	Cin.	W	1/1	6	5	1	1.0	11	0	1	0	0	—	0	0	1	0	0
11/24/20	Cin.	W	1/1	2	2	0	1.0	8	0	1	0	0	—	0	0	1	1	0
11/15/20	Cin.	W	1/1	3	2	1	1.0	7	1	2	0	0	—	0	0	0	0	0
11/27/22	Cin.	L	1/1	2	2	0	0.0	0	0	1	0	0	—	0	0	0	0	0
Totals		9-2	11/10	28	21	7	6.0	42	4	9	0	0	—	0	0	2	1	0

43	TROY DYE															LB		
REGULAR SEASON DEFENSE																		
Date	Opp.	Res.	GP/GS	Tot	Solo	Asst	Sk	Yds	TFL	QBH	INT	Yds	Lg	TD	PD	FF	FR	Yds
9/12/21	at Cin.	L	1/0	0	0	0	0.0	0	0	0	0	0	—	0	0	0	0	0
12/16/23	at Cin.	L	1/1	3	1	2	0.0	0	0	1	0	0	—	0	0	0	0	0
Totals		0-2	2/1	3	1	2	0.0	0	0	1	0	0	—	0	0	0	0	0

4	GUS EDWARDS															RB
REGULAR SEASON OFFENSE																
Date	Opp.	Res.	GP/GS	Att	Yds	Avg.	Lg	TD	Rec.	Yds	Avg.	Lg	TD	Scrim. Yds	Scrim. TD	
11/18/18	Cin.	W	1/0	17	115	6.8	17	1	0	0	—	—	0	115	1	
10/13/19	at Cin.	W	1/0	6	34	5.7	25	0	0	0	—	—	0	34	0	
11/10/19	at Cin.	W	1/0	4	17	4.3	8	0	0	0	—	—	0	17	0	
10/11/20	Cin.	W	1/0	7	25	3.6	6	0	0	0	—	—	0	25	0	
1/3/21	at Cin.	W	1/1	12	60	5.0	11	0	1	10	10.0	10	0	70	0	
1/8/23	at Cin.	L	1/1	4	16	4.0	11	0	0	0	—	—	0	16	0	
9/17/23	at Cin.	W	1/0	10	62	6.2	20	1	0	0	—	—	0	62	1	
11/16/23	Cin.	W	1/1	12	62	5.2	26	2	2	8	4.0	4	0	70	2	
Totals		7-1	8/3	72	391	5.4	26	4	3	18	6.0	10	0	409	4	

CAREER NUMBERS AGAINST BENGALS

95		POONA FORD																DL
REGULAR SEASON DEFENSE																		
Date	Opp.	Res.	GP/GS	Tot	Solo	Asst	Sks	Yds	TFL	QBH	INT	Yds	Lg	TD	PD	FF	FR	Yds
9/8/19	Cin.	W	1/1	2	2	0	0.0	0	1	0	0	0	—	0	0	0	0	0
Totals		1-0	1/1	2	2	0	0.0	0	1	0	0	0	—	0	0	0	0	0

56		MORGAN FOX																DL
REGULAR SEASON DEFENSE																		
Date	Opp.	Res.	GP/GS	Tot	Solo	Asst	Sks	Yds	TFL	QBH	INT	Yds	Lg	TD	PD	FF	FR	Yds
10/27/19	Cin.	W	1/0	1	1	0	0.0	0	0	0	0	0	—	0	0	0	0	0
Totals		1-0	1/0	1	1	0	0.0	0	0	0	0	0	—	0	0	0	0	0

7		KRISTIAN FULTON																CB
REGULAR SEASON DEFENSE																		
Date	Opp.	Res.	GP/GS	Tot	Solo	Asst	Sks	Yds	TFL	QBH	INT	Yds	Lg	TD	PD	FF	FR	Yds
11/27/22	Cin.	L	1/1	6	5	1	0.0	0	0	0	0	0	—	0	0	0	0	0
10/1/23	Cin.	W	1/1	2	2	0	0.0	0	0	0	0	0	—	0	1	0	0	0
Totals		1-1	2/2	8	7	1	0.0	0	0	0	0	0	—	0	1	0	0	0

32		ALOHI GILMAN																S
REGULAR SEASON DEFENSE																		
Date	Opp.	Res.	GP/GS	Tot	Solo	Asst	Sks	Yds	TFL	QBH	INT	Yds	Lg	TD	PD	FF	FR	Yds
9/13/20	at Cin.	W	1/0	0	0	0	0.0	0	0	0	0	0	—	0	0	0	0	0
Totals		1-0	1/0	0	0	0	0.0	0	0	0	0	0	—	0	0	0	0	0

28		HASSAN HASKINS																RB
REGULAR SEASON OFFENSE																		
Date	Opp.	Res.	GP/GS	Att	Yds	Avg.	Lg	TD	Rec.	Yds	Avg.	Lg	TD	Scrim. Yds	Scrim. TD			
11/27/22	Cin.	L	1/0	0	0	—	—	0	0	0	—	—	0	0	0			
Totals		0-1	1/0	0	0	—	—	0	0	0	—	—	0	0	0			

10		JUSTIN HERBERT																QB
REGULAR SEASON PASSING																		
Date	Opp.	Res.	GP/GS	Cmp	Att	Pct.	Yds	Y/A	TD	INT	Lg	Sacks	Yds Lost	Rating				
12/5/21	at Cin.	W	1/1	26	35	74.3	317	9.06	3	1	47	4	33	118.4				
Totals		1-0	1/1	26	35	74.3	317	9.06	3	1	47	4	33	118.4				
REGULAR SEASON RUSHING																		
Date	Opp.	Res.	GP/GS	Att	Yds	Avg.	Lg	TD										
12/5/21	at Cin.	W	1/1	1	6	6.0	6	0										
Totals		1-0	1/1	1	6	6.0	6	0										

88		HAYDEN HURST																TE
REGULAR SEASON RECEIVING																		
Date	Opp.	Res.	GP/GS	Rec.	Yds	Avg.	Lg	TD										
11/18/18	Cin.	W	1/0	0	0	—	—	0										
10/13/19	Cin.	W	1/0	1	4	4.0	4	0										
11/10/19	at Cin.	W	1/1	2	20	10.0	14	0										
Totals		3-0	3/1	3	24	8.0	14	0										

3		DERWIN JAMES JR.																S
REGULAR SEASON DEFENSE																		
Date	Opp.	Res.	GP/GS	Tot	Solo	Asst	Sks	Yds	TFL	QBH	INT	Yds	Lg	TD	PD	FF	FR	Yds
12/09/18	at Cin.	W	1/1	7	6	1	0.0	0	0	0	0	0	—	0	0	0	0	0
12/5/21	at Cin.	W	1/1	7	3	4	0.5	3.5	0	1	0	0	—	0	0	0	0	0
Totals		2-0	2/2	14	9	5	0.5	3.5	0	1	0	0	—	0	0	0	0	0

CAREER NUMBERS AGAINST BENGALS

52 KHALIL MACK OLB

REGULAR SEASON DEFENSE

Date	Opp.	Res.	GP/GS	Tot	Solo	Asst	Sks	Yds	TFL	QBH	INT	Yds	Lg	TD	PD	FF	FR	Yds
9/13/15	Cin.	L	1/1	4	3	1	0.0	0	0	0	0	0	—	0	0	0	0	0
9/19/21	Cin.	W	1/1	2	1	1	1.0	6	1	1	0	0	—	0	0	0	0	0
Totals		2-1	2/2	6	4	2	1.0	6	1	1	0	0	—	0	0	0	0	0

22 ELIJAH MOLDEN CB

REGULAR SEASON DEFENSE

Date	Opp.	Res.	GP/GS	Tot	Solo	Asst	Sks	Yds	TFL	QBH	INT	Yds	Lg	TD	PD	FF	FR	Yds
11/27/22	Cin.	L	1/0	0	0	0	0.0	0	0	0	0	0	—	0	0	0	0	0
Totals		0-1	1/0	0	0	0	0.0	0	0	0	0	0	—	0	0	0	0	0

31 NICK NIEMANN LB

REGULAR SEASON DEFENSE

Date	Opp.	Res.	GP/GS	Tot	Solo	Asst	Sks	Yds	TFL	QBH	INT	Yds	Lg	TD	PD	FF	FR	Yds
12/5/21	at Cin.	W	1/0	1	1	0	0.0	0	0	0	0	0	—	0	0	0	0	0
Totals		1-0	1/0	1	1	0	0.0	0	0	0	0	0	—	0	0	0	0	0

5 JOSHUA PALMER WR

REGULAR SEASON RECEIVING

Date	Opp.	Res.	GP/GS	Rec.	Yds	Avg.	Lg	TD
12/5/21	at Cin.	W	1/0	0	0	—	—	0
Totals		1-0	1/0	0	0	—	—	0

6 DENZEL PERRYMAN LB

REGULAR SEASON DEFENSE

Date	Opp.	Res.	GP/GS	Tot	Solo	Asst	Sks	Yds	TFL	QBH	INT	Yds	Lg	TD	PD	FF	FR	Yds
09/20/15	at Cin.	L	1/0	0	0	0	0.0	0	0	0	0	0	—	0	0	0	0	0
9/13/20	at Cin.	W	1/0	3	1	2	0.0	0	0	0	0	0	—	0	0	1	0	0
9/21/21	Cin.	L	1/1	12	9	3	0.0	0	2	0	0	0	—	0	2	0	0	0
11/12/23	at Cin.	W	1/1	5	4	1	0.0	0	2	0	0	0	—	0	0	0	0	0
Totals		2-2	4/2	20	14	6	0.0	0	4	0	0	0	—	0	2	1	0	0

90 TEAIR TART DL

REGULAR SEASON DEFENSE

Date	Opp.	Res.	GP/GS	Tot	Solo	Asst	Sks	Yds	TFL	QBH	INT	Yds	Lg	TD	PD	FF	FR	Yds
11/27/22	Cin.	L	1/1	1	1	0	0.0	0	0	0	0	0	—	0	0	0	0	0
10/1/23	Cin.	W	1/1	0	0	0	0.0	0	0	3	0	0	—	0	0	0	0	0
Totals		1-1	2/2	1	1	0	0.0	0	0	3	0	0	—	0	0	0	0	0

2024 LOS ANGELES CHARGERS OFFENSIVE STATISTICS

Los Angeles Chargers / Week 10 / Through Sunday, November 10, 2024 / Regular Season

Won 6, Lost 3

9/8/2024	W	22 - 10	Las Vegas Raiders
9/15/2024	W	26 - 3	at Carolina Panthers
9/22/2024	L	10 - 20	at Pittsburgh Steelers
9/29/2024	L	10 - 17	Kansas City Chiefs
10/13/2024	W	23 - 16	at Denver Broncos
10/21/2024	L	15 - 17	at Arizona Cardinals
10/27/2024	W	26 - 8	New Orleans Saints
11/3/2024	W	27 - 10	at Cleveland Browns
11/10/2024	W	27 - 17	Tennessee Titans

	Los Angeles	Opponent
	Chargers	
Total First Downs	151	151
Rushing	56	53
Passing	84	85
Penalty	11	13
3rd Down: Made/Att	49/123	38/116
3rd Down Pct.	39.8%	32.8%
4th Down: Made/Att	3/5	6/11
4th Down Pct.	60.0%	54.5%
Possession Avg.	31:14	28:46
Total Net Yards	2829	2719
Avg. Per Game	314.3	302.1
Total Plays	533	531
Avg. Per Play	5.3	5.1
Net Yards Rushing	1061	995
Avg. Per Game	117.9	110.6
Total Rushes	266	210
Net Yards Passing	1768	1724
Avg. Per Game	196.4	191.6
Sacked/Yards Lost	24/145	31/159
Gross Yards	1913	1883
Attempts/Completions	243/161	290/186
Completion Pct.	66.3%	64.1%
Had Intercepted	1	9
Punts/Average	45/47.8	47/49.2
Net Punting Avg.	42.8	44.5
Penalties/Yards	48/361	49/371
Fumbles/Ball Lost	11/3	7/4
Touchdowns	19	12
Rushing	8	3
Passing	11	9
Returns	0	0

Score By Periods		Q1	Q2	Q3	Q4	OT	Pts	
Team		46	68	26	46	0	186	
Opponents		16	27	15	60	0	118	
Scoring	TD	Ru	Pa	Rt	PAT	FG	2Pt	Pts
C.Dicker	0	0	0	0	15/18	19/21	0	72
J.Dobbins	6	6	0	0	0/0	0/0	0	36
Q.Johnston	5	0	5	0	0/0	0/0	0	30
L.McConkey	4	0	4	0	0/0	0/0	0	24
H.Haskins	1	1	0	0	0/0	0/0	0	6
J.Herbert	1	1	0	0	0/0	0/0	0	6
J.Palmer	1	0	1	0	0/0	0/0	0	6
K.Vidal	1	0	1	0	0/0	0/0	0	6
Team	19	8	11	0	15/18	19/21	0	186
Opponents	12	3	9	0	11/11	11/17	0	118

2-Pt. Conversions: Team 0/1, Opponents: 0/1
 Sacks: T.Tuipulotu 5.5, B.Dupree 5.0, K.Mack 4.5, M.Fox 3.5,
 J.Bosa 3.0, P.Ford 2.0, D.Perryman 1.0, D.James 1.0, S.Matlock
 1.0, D.Henley 1.0, A.Gilman 1.0, T.Dye 0.5, T.Still 0.5, C.Hart 0.5
Team: 30.0, Opponents: 24.0

Rushing	No.	Yds	Avg	Long	TD
J.Dobbins	141	670	4.8	61	6
G.Edwards	48	168	3.5	11	0
J.Herbert	36	117	3.3	38	1
K.Vidal	18	44	2.4	7	0
D.Davis	6	37	6.2	10	0
H.Haskins	10	22	2.2	5	1
Q.Johnston	3	6	2.0	4	0
J.Scott	1	0	0.0	0	0
J.Reagor	3	-3	-1.0	1	0
Team	266	1061	4.0	61	8
Opponents	210	995	4.7	44t	3

Receiving	No.	Yds	Avg	Long	TD
L.McConkey	37	492	13.3	60t	4
W.Dissly	33	272	8.2	22	0
J.Dobbins	24	112	4.7	15	0
Q.Johnston	20	306	15.3	66t	5
J.Palmer	18	342	19.0	45	1
H.Hurst	7	65	9.3	27	0
S.Fehoko	6	106	17.7	30	0
J.Reagor	4	76	19.0	41	0
K.Vidal	3	49	16.3	38t	1
S.Smartt	2	41	20.5	31	0
D.Davis	2	25	12.5	17	0
S.Matlock	2	16	8.0	9	0
E.Tomlinson	2	9	4.5	7	0
G.Edwards	1	2	2.0	2	0
Team	161	1913	11.9	66t	11
Opponents	186	1883	10.1	55t	9

Interceptions	No.	Yds	Avg	Long	TD			
E.Molden	3	28	9.3	25	0			
K.Fulton	1	29	29.0	29	0			
A.Gilman	1	18	18.0	18	0			
T.Tart	1	4	4.0	4	0			
P.Ford	1	3	3.0	3	0			
T.Still	1	1	1.0	1	0			
B.Dupree	1	0	0.0	0	0			
Team	9	83	9.2	29	0			
Opponents	1	0	0.0	0	0			
Punting	No	Yds	Avg	Net	TB	In	Lg	B
J.Scott	45	2153	47.8	42.8	3	16	67	0
Team	45	2153	47.8	42.8	3	16	67	0
Opponents	47	2312	49.2	44.5	3	28	64	0

Punt Returns	Ret	FC	Yds	Avg	Long	TD
D.Davis	9	13	133	14.8	53	0
L.McConkey	3	8	28	9.3	12	0
J.Reagor	0	1	0	0.0	0	0
Team	12	22	161	13.4	53	0
Opponents	18	14	165	9.2	21	0

Kickoff Returns	No.	Yds	Avg	Long	TD
D.Davis	5	141	28.2	56	0
H.Haskins	1	35	35.0	35	0
J.Reagor	1	22	22.0	22	0
Team	7	198	28.3	56	0
Opponents	14	391	27.9	41	0

Field Goals	1-19	20-29	30-39	40-49	50+
C.Dicker	0/0	7/7	2/2	6/7	4/5
Team	0/0	7/7	2/2	6/7	4/5
Opponents	0/0	1/1	7/7	3/6	0/3

Fumbles Lost: T.Tart 1, J.Herbert 1, J.Reagor 1 **Total: 3**
 Opponent Fumble Recoveries: K.Mack 1, T.Tart 1, E.Molden 1,
 J.Taylor 1 **Total: 4**

Passing	Att	Cmp	Yds	Cmp%	Yds/Att	TD	TD%	Int	Int%	Long	Sack	Lost	Rating
J.Herbert	241	159	1889	66.0%	7.8	11	4.6%	1	0.4%	66t	21/	117	103.2
T.Heinicke	2	2	24	100.0%	12.0	0	0.0%	0	0.0%	18	3/	28	116.7
Team	243	161	1913	66.3%	7.9	11	4.5%	1	0.4%	66t	24/	145	103.5
Opponents	290	186	1883	64.1%	6.5	9	3.1%	9	3.1%	55t	31/	159	80.0

2024 LOS ANGELES CHARGERS DEFENSIVE STATISTICS

Official Press Box Totals — Confirmed by league review.

Player	— Tackles —					— Fumbles —						
	Total	Solo	Asst.	Sacks	Yards	TFLs	QB Hits	Interceptions	Passes Def.	Forced	Recoveries	
Daiyan Henley	77	52	25	1.0	1	4	1	0	4	0	0	
Denzel Perryman	49	35	14	1.0	7	2	3	0	0	0	0	
Derwin James	49	31	18	1.0	6	3	1	0	4	0	0	
Alohi Gilman	41	27	14	1.0	0	0	0	1	3	0	0	
Elijah Molden	40	20	20	0.0	0	0	0	3	5	0	1	
Khalil Mack	26	12	14	4.5	32	5	8	0	5	2	1	
Tuli Tuipulotu	25	14	11	5.5	12.5	6	8	0	2	1	0	
Cam Hart	24	16	8	0.5	0.5	0	1	0	2	1	0	
Tarheeb Still	21	15	6	0.5	4.5	0	1	1	4	0	0	
Poona Ford	18	10	8	2.0	12	4	5	1	3	0	0	
Otito Ogbornia	18	7	11	0.0	0	0	1	0	0	0	0	
Morgan Fox	17	14	3	3.5	27	4	6	0	1	0	0	
Bud Dupree	17	13	4	5.0	20	5	5	1	2	1	0	
Kristian Fulton	16	12	4	0.0	0	2	0	1	3	0	0	
Ja'Sir Taylor	15	10	5	0.0	0	1	0	0	3	0	1	
Asante Samuel Jr.	13	11	2	0.0	0	0	0	0	2	0	0	
Junior Colson	13	7	6	0.0	0	0	0	0	1	0	0	
Teair Tart	11	4	7	0.0	0	1	2	1	2	0	1	
Joey Bosa	10	8	2	3.0	16	3	5	0	0	1	0	
Troy Dye	8	6	2	0.5	4.5	1	1	0	0	0	0	
A.J. Finley	6	4	2	0.0	0	0	0	0	0	0	0	
Scott Matlock	3	1	2	1.0	6	1	1	0	1	0	0	
Eli Apple	2	2	0	0.0	0	0	0	0	0	0	0	
Nick Niemann	1	1	0	0.0	0	0	0	0	1	0	0	
Deane Leonard	1	1	0	0.0	0	0	0	0	1	0	0	
Caleb Murphy	1	1	0	0.0	0	0	0	0	0	0	0	
Totals	522	334	188	30.0	149	42	49	9	49	6	4	
<i>Defensive Backs</i>	<i>228</i>	<i>149</i>	<i>79</i>	<i>3.0</i>	<i>11</i>	<i>6</i>	<i>3</i>	<i>6</i>	<i>27</i>	<i>1</i>	<i>2</i>	
<i>Linebackers</i>	<i>149</i>	<i>102</i>	<i>47</i>	<i>2.5</i>	<i>12.5</i>	<i>7</i>	<i>5</i>	<i>0</i>	<i>6</i>	<i>0</i>	<i>0</i>	
<i>Outside Linebackers</i>	<i>78</i>	<i>47</i>	<i>31</i>	<i>18.0</i>	<i>80.5</i>	<i>19</i>	<i>26</i>	<i>1</i>	<i>9</i>	<i>5</i>	<i>1</i>	
<i>Defensive Line</i>	<i>67</i>	<i>36</i>	<i>31</i>	<i>6.5</i>	<i>45</i>	<i>10</i>	<i>15</i>	<i>2</i>	<i>7</i>	<i>0</i>	<i>1</i>	

SPECIAL TEAMS TACKLES

Player	Total Tackles
Nick Niemann	7
Daiyan Henley	5
A.J. Finley	4
Hassan Haskins	4
Dicaprio Bootle	3
Troy Dye	3
Deane Leonard	3
Tuli Tuipulotu	3
Simi Fehoko	2
Elijah Molden	2
Stone Smartt	2
Junior Colson	1
Cam Hart	1
Shaquille Quarterman	1
Totals	41

2024 GAME SUMMARIES

WEEK 1 vs. LAS VEGAS



**RAIDERS 10
CHARGERS 22**

Sunday, Sept. 8, 2024
SoFi Stadium — Inglewood, Calif.



GAME STATISTICS

TEAM	1	2	3	4	OT	F
Las Vegas	7	0	0	3	—	10
L.A. Chargers	3	3	3	13	—	22

SCORING SUMMARY

Team	Q	Time	Play
Chargers	1	4:22	C.Dicker 53 yd. Field Goal
Raiders	1	0:45	A.Mattison 31 yd. pass from G.Minshew (D.Carlson kick)
Chargers	2	0:26	C.Dicker 25 yd. Field Goal
Chargers	3	9:08	C.Dicker 24 yd. Field Goal
Chargers	4	14:55	J.Dobbins 12 yd. run (C.Dicker kick)
Raiders	4	10:30	D.Carlson 32 yd. Field Goal
Chargers	4	3:40	L.McConkey 10 yd. pass from J.Herbert (run failed)

TEAM STATISTICS

	LV	LAC
FIRST DOWNS:	14	11
TOTAL NET YARDS:	296	316
NET RUSHING YARDS:	71	176
NET PASSING YARDS:	225	140
PENALTIES/YARDS:	2-15	7-50
3RD DOWN EFFICIENCY (%):	5-14 (35.7%)	4-15 (26.7%)
PUNTS/AVERAGE:	5-53.0	7-47.4
SACKS/YARDS:	1-4	4-32
FUMBLES/LOST:	2-2	0-0
POINTS OFF TURNOVERS:	0	3
AVG. DRIVE START:	OWN 28	OWN 35
TIME OF POSSESSION:	31:44	28:16

INDIVIDUAL TOP PERFORMERS



PASSING

	CMP	ATT	YDS	TD	INT	RT
Herbert	17	26	144	1	0	95.1
G.Minshew II	25	33	257	1	1	95.1

RUSHING

	ATT	YDS	AVG	LG	TD
J.Dobbins	10	135	13.5	61	1
G.Edwards	11	26	2.4	10	0
Z.White	13	44	3.4	12	0
A.Mattinson	5	19	3.8	7	0

RECEIVING

	REC	YDS	AVG	LG	TD
L.McConkey	5	39	7.8	11	1
Q.Johnston	3	38	12.7	16	0
J.Dobbins	3	4	1.3	3	0
H.Hurst	2	33	16.5	27	0
B.Bowers	6	58	9.7	26	0
D.Adams	5	59	11.8	23	0
A.Mattison	4	43	10.8	31	1
J.Meyers	3	61	20.3	33	0

TACKLES (SOLO) - LAC: J.Bosa 7 (6), D.James 7 (6), A.Samuel 6 (5);
LV: R.Spillane 10 (7), C.Wilkins 5 (4), M.Epps 5 (3).

SACKS - LAC: K.Mack 1.5-10, J.Bosa 1-6, TEAM 1-10, M.Fox 0.5-6;
LV: M.Crosby 1-4.

INTERCEPTIONS - LAC: P.Ford 1-0-0; **LV:** None.

STARTERS

WR.....L.McConkey	OLB.....K.Mack	WR....T.Tucker	DE....C.Snowden
FB/DL S.Matlock	DL.....P.Ford	TE.....M.Mayer	DE.....M.Crosby
LT.....R.Slater	DL.....O.Ogbonnia	LT.....K.Miller	DT.....J.Jenkins
RG.....Z.Johnson	OLB.....J.Bosa	LG.....C.Whitehair	DT.....C.Wilkins
C.....B.Bozeman	LB.....D.Henley	C.....A.James	DT.....A.Butler
RG.....T.Pipkins	LB....D.Perryman	RG.....D.Parham	LB.....D.Deablo
RT.....J.Alt	CB.....K.Fulton	RT.....T.Munford	LB.....R.Spillane
TE.....W.Dissly	CB.....A.Samuel	WR....D.Adams	CB.....J.Jones
WR.....J.Palmer	DB.....J.Taylor	WR....J.Meyers	CB.....N.Hobbs
QB.....J.Herbert	S.....A.Gilman	QB....G.Minshew II	S.....T.Moehrig
RB.....G.Edwards	S.....D.James	RB....Z.White	S.....M.Epps

WEEK 2 AT CAROLINA



**CHARGERS 26
PANTHERS 3**

Sunday, Sept. 15, 2024
Bank of America Stadium — Charlotte, N.C.



GAME STATISTICS

TEAM	1	2	3	4	OT	F
L.A. Chargers	6	14	3	3	—	26
Carolina	0	0	3	0	—	3

SCORING SUMMARY

Team	Q	Time	Play
Chargers	1	9:20	Q.Johnston 29 yd. pass from J.Herbert (kick failed, wl)
Chargers	2	4:16	Q.Johnston 5 yd. pass from J.Herbert (C.Dicker kick)
Chargers	2	2:01	J.Dobbins 43 yd. run (C.Dicker kick)
Panthers	3	12:18	E.Pineiro 38 yd. Field Goal
Chargers	3	9:03	C.Dicker 46 yd. Field Goal
Chargers	4	11:02	C.Dicker 42 yd. Field Goal

TEAM STATISTICS

	LAC	CAR
FIRST DOWNS:	21	7
TOTAL NET YARDS:	349	159
NET RUSHING YARDS:	219	90
NET PASSING YARDS:	130	69
PENALTIES/YARDS:	3-15	9-90
3RD DOWN EFFICIENCY (%):	9-16 (56.3%)	1-12 (8.0%)
PUNTS/AVERAGE:	3-32.0	7-44.4
SACKS/YARDS:	2-15	1-0
FUMBLES/LOST:	1-1	0-0
POINTS OFF TURNOVERS:	7	0
AVG. DRIVE START:	OWN 35	OWN 28
TIME OF POSSESSION:	36:18	23:42

INDIVIDUAL TOP PERFORMERS



PASSING

	CMP	ATT	YDS	TD	INT	RT
J.Herbert	14	20	130	2	1	100.0
B.Young	18	26	84	0	1	57.2

RUSHING

	ATT	YDS	AVG	LG	TD
J.Dobbins	17	131	7.7	43	1
G.Edwards	18	59	3.3	6	0
C.Hubbard	10	64	6.4	23	0
M.Sanders	7	20	2.9	6	0

RECEIVING

	REC	YDS	AVG	LG	TD
Q.Johnston	5	51	10.2	29	2
W.Dissly	3	29	9.7	15	0
L.McConkey	2	26	13.0	15	0
J.Palmer	2	19	9.5	11	0
C.Hubbard	4	12	3.0	5	0
T.Tremble	3	23	7.7	12	0
Dio.Johnson	3	15	5.0	7	0
M.Sanders	3	5	1.7	5	0

TACKLES (SOLO) - LAC: D.Henley 9 (5), D.Perryman 7 (5), D.James 6 (2);
CAR: S.Thompson 14 (8), J.Jewell 11 (8), A.Robinson 6 (6).

SACKS - LAC: D.Perryman 1-7, J.Bosa 1-8; **CAR:** Dj.Johnson 0.5-0, J.Peevy 0.5-0.

INTERCEPTIONS - LAC: E.Molden 1-3-0; **CAR:** J.Horn 1-0-0.

STARTERS

WR....Q.Johnston	OLB.....K.Mack	WR....D.Hopkins	DL.....D.Autro
TE.....H.Hurst	DL.....P.Ford	LT....A.Dillard	DT.....T.Tartt
WR....D.Davis	DL.....O.Ogbonnia	LG.....X.Newman-Johnson	DT.....J.Simmon
LT.....R.Slater	OLB.....J.Bosa	C.....A.Brewer	DT.....K.Peko
LG.....Z.Johnson	LB.....D.Henley	RG....D.Brunskill	LB.....A.AI-Shair
C.....B.Bozeman	LB....D.Perryman	RT....C.Hubbard	LB.....J.Gibbens
RG....T.Pipkins	CB.....K.Fulton	TE.....C.Okonkwo	DB.....H.Landry
RT.....J.Alt	CB.....A.Samuel	WR....T.Burks	CB.....E.Molden
TE.....W.Dissly	DB.....J.Taylor	WR....N.Westbrook-Ikhine	CB....R.McCreary
QB....J.Herbert	S.....D.James	QB....R.Tannehill	S....S.Murphy-Bunting
RB....J.Dobbins	S.....E.Moldem	RB....D.Henry	S.....K.Buard

2024 GAME SUMMARIES

WEEK 3 AT PITTSBURGH

WEEK 4 vs. KANSAS CITY



CHARGERS 10 STEELERS 20

Sunday, Sept. 22, 2024
Acrisure Stadium – Pittsburgh, Penn.



CHIEFS 17 CHARGERS 10

Sunday, Sept. 29, 2024
SoFi Stadium – Inglewood, Calif.



GAME STATISTICS

TEAM	1	2	3	4	OT	F
L.A. Chargers	7	3	0	0	—	10
Pittsburgh	0	7	3	10	—	20

SCORING SUMMARY

Team	Q	Time	Play
Chargers	1	2:46	Q.Johnston 27 yd. pass from J.Herbert (C.Dicker kick)
Steelers	2	10:17	J.Fields 5 yd. run (C.Boswell kick)
Chargers	2	3:13	C.Dicker 28 yd. Field Goal (12-60, 7:04)
Steelers	3	9:05	C.Boswell 38 yd. Field Goal (12-50, 5:55)
Steelers	4	14:14	C.Boswell 30 yd. Field Goal (12-73, 6:26)
Steelers	4	7:02	C.Austin 55 yd. pass from J.Fields (C.Boswell kick)

TEAM STATISTICS

	LAC	PIT
FIRST DOWNS:	10	20
TOTAL NET YARDS:	168	346
NET RUSHING YARDS:	107	232
NET PASSING YARDS:	225	140
PENALTIES/YARDS:	7-69	3-15
3RD DOWN EFFICIENCY (%):	3-11 (27.3%)	7-14 (50.0%)
PUNTS/AVERAGE:	7-50.0	3-52.0
SACKS/YARDS:	2-13	5-42
FUMBLES/LOST:	2-0	0-0
POINTS OFF TURNOVERS:	0	0
AVG. DRIVE START:	OWN 24	OWN 30
TIME OF POSSESSION:	26:09	33:51

INDIVIDUAL TOP PERFORMERS



PASSING

	CMP	ATT	YDS	TD	INT	RT		CMP	ATT	YDS	TD	INT	RT
Herbert	12	18	125	1	0	105.1	Fields	25	32	245	1	1	96.0
Heinicke	2	2	24	0	0	116.7							

RUSHING

	ATT	YDS	AVG	LG	TD		ATT	YDS	AVG	LG	TD
J.Dobbins	15	44	2.9	13	0	N.Harris	18	70	3.9	21	0
G.Edwards	3	9	3.0	6	0	C.Patterson	4	33	8.3	14	0

RECEIVING

	REC	YDS	AVG	LG	TD		REC	YDS	AVG	LG	TD
L.McConkey	3	44	14.7	18	0	G.Pickens	5	57	11.4	27	0
W.Dissly	3	19	6.3	7	0	N.Harris	5	16	3.2	8	0
J.Dobbins	3	10	3.3	6	0	C.Austin	4	95	23.8	55	2
Q.Johnston	2	44	22.0	27	1	P.Freiermuth	4	33	8.3	15	0

TACKLES (SOLO) – LAC: D.Henley 12 (9), D.Perryman 9 (6), D.James 8 (5);
PIT: P.Queen 8 (4), D.Elliott 5 (4), D.Jackson 5 (2).

SACKS – LAC: D.James 1-6, K.Mack 1-7; **PIT:** Ni.Herbig 2-15, E.Roberts 1-9, Ca.Heyward 1-10, T.Watt 1-8.

INTERCEPTIONS – LAC: B.Dupree 1-0-0; **PIT:** None.

STARTERS

WR..... L.McConkey	OLB..... K.Mack	TE..... P.Freiermuth	ROLB... A.Highsmith
TE..... W.Dissly	DL..... O.Ogbonnia	LT..... D.Moore	DT.... Ca.Heyward
LT..... R.Slater	DL..... P.Ford	LG..... S.Anderson	NT..... K.Benton
RG..... Z.Johnson	OLB..... J.Bosa	C..... Z.Frazier	DE L.Ogunjobi
C..... B.Bozeman	LB..... D.Henley	RG..... J.Daniels	LOLB..... T.Watt
RG..... T.Pipkins	LB..... D.Perryman	RT..... B.Jones	LILB .. P.Queen
RT..... J.Alt	CB..... K.Fulton	WR..... V.Jefferson	RILB... E.Roberts
WR..... Q.Johnston	CB..... A.Samuel	WR..... G.Pickens	RCB..... J.Porter
QB..... J.Herbert	S..... E.Molden	WR..... C.Patterson	FS... M.Fitzpatrick
FB..... S.Matlock	S..... A.Gilman	QB..... J.Fields	SS..... D.Elliott
RB..... J.Dobbins	S..... D.James	RB..... N.Harris	LCB ... D.Jackson

GAME STATISTICS

TEAM	1	2	3	4	OT	F
Kansas City	0	7	3	7	—	17
L.A. Chargers	10	0	0	0	—	10

SCORING SUMMARY

Team	Q	Time	Play
Chargers	1	6:16	L.McConkey 7 yd. pass from J.Herbert (C.Dicker kick)
Chargers	1	3:53	C.Dicker 50 yd. Field Goal
Chiefs	2	4:06	X.Worthy 54 yd. pass from P.Mahomes (H.Butker kick)
Chiefs	3	6:26	H.Butker 37 yd. Field Goal
Chiefs	4	6:04	S.Perine 2 yd. run (H.Butker kick)

TEAM STATISTICS

	KC	LAC
FIRST DOWNS:	16	12
TOTAL NET YARDS:	329	224
NET RUSHING YARDS:	101	55
NET PASSING YARDS:	228	169
PENALTIES/YARDS:	5-40	9-51
3RD DOWN EFFICIENCY (%):	9-16 (56.3%)	4-13 (30.8%)
PUNTS/AVERAGE:	4-50.0	6-53.0
SACKS/YARDS:	2-10	3-17
FUMBLES/LOST:	1-1	2-0
POINTS OFF TURNOVERS:	10	0
AVG. DRIVE START:	OWN 29	OWN 27
TIME OF POSSESSION:	29:08	30:52

INDIVIDUAL TOP PERFORMERS



PASSING

	CMP	ATT	YDS	TD	INT	RT		CMP	ATT	YDS	TD	INT	RT
J.Herbert	16	27	179	1	0	91.4	P.Mahomes	19	29	245	1	1	89.0

RUSHING

	ATT	YDS	AVG	LG	TD		ATT	YDS	AVG	LG	TD
J.Dobbins	14	32	2.3	12	0	K.Hunt	14	69	4.9	10	0
G.Edwards	6	19	3.2	5	0	S.Perine	5	14	2.8	4	1

RECEIVING

	REC	YDS	AVG	LG	TD		REC	YDS	AVG	LG	TD
L.McConkey	5	67	13.4	37	1	T.Kelce	7	89	12.7	38	0
J.Palmer	3	36	12.0	26	0	N.Gray	4	40	10.0	29	0
J.Dobbins	3	30	10.0	14	0	X.Worthy	3	73	24.3	54	1
W.Dissly	2	24	12.0	22	0	Ju.Watson	2	27	13.5	17	0

TACKLES (SOLO) – LAC: D.Perryman 8 (6), E.Molden 8 (5), D.Henley 7 (4);
KC: D.Tranquill 10 (7), T.McDuffie 6 (3), B.Cook 5 (4).

SACKS – LAC: B.Dupree 2-8, T.Dye 0.5-4.5, T.Still 0.5-4.5; **KC:** C.Jones 2-10.

INTERCEPTIONS – LAC: K.Fulton 1-29-0; **KC:** None.

STARTERS

TE..... W.Dissly	OLB..... K.Mack	TE..... T.Kelce	DE G.Karlaftis
LT..... J.Salyer	DL..... O.Ogbonnia	WR..... R.Rice	DT..... C.Jones
LG..... Z.Johnson	DL..... P.Ford	LT..... W.Morris	DE..... M.Pennel
C..... B.Bozeman	OLB... T.Tuipulotu	LG..... J.Thuney	DE ... F.Anudike-Uzomah
RG..... S.Mustipher	LB..... D.Henley	C..... C.Humphrey	LB..... N.Bolton
RT..... T.Pipkins	LB..... D.Perryman	RG..... T.Smith	LB..... D.Tranquill
FB..... S.Matlock	CB..... K.Fulton	RT..... J.Taylor	LB..... L.Chenail
WR..... Q.Johnston	CB..... A.Samuel	WR..... X.Worthy	CB..... T.McDuffie
WR..... L.McConkey	DB..... T.Still	WR..... Ju.Watson	CB..... Ja.Watson
QB..... J.Herbert	S..... A.Gilman	QB..... P.Mahomes	S..... J.Reid
RB..... J.Dobbins	S..... E.Molden	FB..... C.Steele	S..... B.Cook

2024 GAME SUMMARIES

WEEK 6 AT DENVER



CHARGERS 23 BRONCOS 16

Sunday, Oct. 13, 2024

Empower Field at Mile High – Denver, Colo.



GAME STATISTICS

TEAM	1	2	3	4	OT	F
L.A. Chargers	10	10	3	0	—	23
Denver	0	0	0	16	—	16

SCORING SUMMARY

Team	Q	Time	Play
Chargers	1	9:26	C.Dicker 20 yd. Field Goal
Chargers	1	4:59	K.Vidal 38 yd. pass from J.Herbert (C.Dicker kick)
Chargers	2	6:21	C.Dicker 33 yd. Field Goal
Chargers	2	1:00	J.Dobbins 4 yd. run (C.Dicker kick)
Chargers	3	2:35	C.Dicker 46 yd. Field Goal
Broncos	4	10:06	T.Franklin 2 yd. pass from B.Nix
Broncos	4	5:22	C.Sutton 15 yd. pass from B.Nix (pass failed)
Broncos	4	0:59	W.Lutz 40 yd. Field Goal

TEAM STATISTICS

	LAC	DEN
FIRST DOWNS:	22	17
TOTAL NET YARDS:	350	316
NET RUSHING YARDS:	128	110
NET PASSING YARDS:	222	206
PENALTIES/YARDS:	3-20	7-37
3RD DOWN EFFICIENCY (%):	11-18 (61.1%)	3-11 (27.3%)
PUNTS/AVERAGE:	4-39.8	5-46.6
SACKS/YARDS:	2-10	3-15
FUMBLES/LOST:	1-0	1-1
POINTS OFF TURNOVERS:	10	0
AVG. DRIVE START:	OWN 34	OWN 25
TIME OF POSSESSION:	37:23	23:37

INDIVIDUAL TOP PERFORMERS



PASSING

Player	CMP	ATT	YDS	TD	INT	RT
Herbert	21	34	237	1	0	92.4
Nix	19	33	216	2	1	84.9

RUSHING

Player	ATT	YDS	AVG	LG	TD
J.Dobbins	25	96	3.8	20	1
D.Davis	2	14	7.0	10	0
B.Nix	6	61	10.2	21	0
J.Williams	6	23	3.8	13	0

RECEIVING

Player	REC	YDS	AVG	LG	TD
L.McConkey	4	43	10.8	15	0
W.Dissly	4	26	6.5	20	0
Q.Johnston	3	22	7.3	8	0
S.Fehoko	2	44	22.0	30	0
D.Vele	4	78	19.5	37	0
C.Sutton	4	53	13.3	20	1
J.Williams	3	15	4.3	10	0
T.Franklin	2	31	15.5	29	1

TACKLES (SOLO) - LAC: A.Gilman 10 (6), D.Perryman 6 (5), D.Henley 4 (2); **DEN:** B.Jones 12 (11), Z.Allen 8 (5), C.Barton 8 (1).

SACKS - LAC: A.Gilman 1-0, M.Fox 1-10; **DEN:** N.Bonitto 1-8, J.Strnad 1-0, Z.Allen 0.5-3.5, J.Cooper, 0.5-3.5.

INTERCEPTIONS - LAC: E.Molden 1-25-0; **DEN:** None.

STARTERS

WR.... L.McConkey	OLB.....K.Mack	WR.... T.Franklin	OLB..... N.Bonitto
TE..... H.Hurst	DL.....O.Ogbonnia	WR.... D.Vele	DE ... J.Franklin-Myers
LT..... R.Slater	DL.....O.Ogbonnia	LT..... G.Bolles	NT..... D.Jones
RG..... Z.Johnson	OLB...T.Tuipulotu	LG..... B.Powers	DE..... Z.Allen
C..... B.Bozeman	LB.....D.Henley	C..... A.Forsyth	ILB..... C.Barton
RG..... T.Pipkins	LB..... D.Perryman	RG..... Q.Meinerz	SLB..... J.Cooper
RT..... J.Alt	CB..... K.Fulton	RT..... M.Pearl	ILB..... J.Strnad
WR.... Q.Johnston	CB..... T.Still	WR.... C.Sutton	LCB...P.Surtain
QB.... J.Herbert	CB..... C.Hart	TE.... A.Trautman	RCB..... R.Moss
FB.... S.Matlock	S..... A.Gilman	QB.... B.Nix	S..... B.Jones
RB.... J.Dobbins	S..... D.James	RB.... J.Williams	S..... P.Locke

WEEK 7 AT ARIZONA



CHARGERS 15 CARDINALS 17

Monday, Oct. 21, 2024

State Farm Stadium – Glendale, Ariz.



GAME STATISTICS

TEAM	1	2	3	4	OT	F
L.A. Chargers	0	6	3	6	—	15
Arizona	0	7	0	10	—	17

SCORING SUMMARY

Team	Q	Time	Play
Chargers	2	11:59	C.Dicker 59 yd. Field Goal
Cardinals	2	5:40	G.Dortch 5 yd. pass from K.Murray (C.Ryland kick)
Chargers	2	0:00	C.Dicker 50 yd. Field Goal
Chargers	3	0:40	C.Dicker 28 yd. Field Goal
Cardinals	4	14:14	K.Murray 44 yd. run (C.Ryland kick)
Chargers	4	12:09	C.Dicker 47 yd. Field Goal
Chargers	4	1:54	C.Dicker 40 yd. Field Goal
Cardinals	4	0:00	C.Ryland 32 yd. Field Goal

TEAM STATISTICS

	LAC	ARI
FIRST DOWNS:	20	22
TOTAL NET YARDS:	395	326
NET RUSHING YARDS:	59	181
NET PASSING YARDS:	336	145
PENALTIES/YARDS:	5-57	3-15
3RD DOWN EFFICIENCY (%):	6-14 (42.9%)	2-7 (28.6%)
PUNTS/AVERAGE:	2-37.5	4-44.5
SACKS/YARDS:	3-13	0-0
FUMBLES/LOST:	3-2	1-0
POINTS OFF TURNOVERS:	0	0
AVG. DRIVE START:	OWN 21	OWN 25
TIME OF POSSESSION:	34:14	25:46

INDIVIDUAL TOP PERFORMERS



PASSING

Player	CMP	ATT	YDS	TD	INT	RT
J.Herbert	27	39	349	0	0	97.1
K.Murray	14	26	145	1	1	67.0

RUSHING

Player	ATT	YDS	AVG	LG	TD
J.Dobbins	14	40	2.9	11	0
K.Videl	3	10	3.3	7	0
J.Conner	19	101	5.3	14	0
K.Murray	6	64	10.7	44	1

RECEIVING

Player	REC	YDS	AVG	LG	TD
W.Dissly	8	81	10.1	18	0
L.McConkey	5	46	9.2	21	0
J.Palmer	4	63	15.8	24	0
S.Fehoko	3	45	15.0	25	0
T.McBride	5	51	10.2	14	0
M.Harrison	3	21	7.0	10	0
J.Conner	2	51	25.5	33	0
Mi.Wilson	1	15	15.0	15	0

TACKLES (SOLO) - LAC: D.James 8 (5), C.Hart 7 (6), A.Gilman 5 (3); **ARI:** K.White 10 (3), M.Melton 9 (8), B.Baker 8 (4).

SACKS - LAC: None; **ARI:** N.Jones 1.0-8, D.Stills 1-1, B.Stille 1-4.

INTERCEPTIONS - LAC: T.Tart 1-4-0; **ARI:** None.

STARTERS

WR.... J. Palmer	OLB.....K.Mack	WR.... M.Harrison	NT.....R.Lopez
WR.... L.McConkey	DL.....P.Ford	TE.... T.McBride	DT.....L.Collier
WR.... S.Fehoko	DL.....O.Ogbonnia	LT..... P.Johnson	OLB...D.Gardeck
LT..... R.Slater	OLB...M.Fox	LG..... E.Brown	ILB.....K.White
LG.... Z.Johnson	OLB...T.Tuipulotu	C..... H.Froholdt	ILB.... Ma.Wilson
C..... B.Bozeman	LB.....D.Henley	RG.... T.Colon	OLB...Z.Collins
RG.... T.Pipkins	LB..... D.Perryman	RT.... K.Beachum	CB.... S.Thomas
RT.... J.Alt	CB..... C.Hart	TE.... T.Reiman	CB.... G.Williams
TE.... E.Tomlinson	CB..... T.Still	WR.... Mi.Wilson	CB...S.Murphy-Bunting
QB.... J.Herbert	S..... D.James	QB.... K.Murray	S.... J.Thompson
RB.... J.Dobbins	S..... A.Gilman	RB.... J.Conner	S..... B.Baker

2024 GAME SUMMARIES

WEEK 8 vs. NEW ORLEANS



SAINTS 8 CHARGERS 26

Sunday, Oct. 27, 2024
SoFi Stadium – Inglewood, Calif.



GAME STATISTICS

TEAM	1	2	3	4	OT	F
New Orleans	2	3	3	0	—	8
L.A. Chargers	0	9	7	10	—	26

SCORING SUMMARY

Team	Q	Time	Play
Saints	1	10:20	J.Scott fumble forced by T.Hill out of bounds in end zone for a Safety
Chargers	2	14:55	C.Dicker 46 yd. Field Goal
Chargers	2	1:37	J.Dobbins 1 yd. run (kick failed, wl)
Saints	2	0:05	B.Grupe 40 yd. Field Goal
Chargers	3	8:48	L.McConkey 60 yd. pass from J.Herbert (C.Dicker kick)
Saints	3	1:05	B.Grupe 43 yd. Field Goal
Chargers	4	11:55	C.Dicker 29 yd. Field Goal
Chargers	4	3:22	L.McConkey 9 yd. pass from J.Herbert (C.Dicker kick)

TEAM STATISTICS

	NO	LAC
FIRST DOWNS:	15	19
TOTAL NET YARDS:	366	378
NET RUSHING YARDS:	117	122
NET PASSING YARDS:	249	256
PENALTIES/YARDS:	7-66	4-37
3RD DOWN EFFICIENCY (%):	2-16 (12.5%)	3-12 (25.0%)
PUNTS/AVERAGE:	9-48.6	6-57.3
SACKS/YARDS:	5-32	3-23
FUMBLES/LOST:	0-0	2-0
POINTS OFF TURNOVERS:	0	0
AVG. DRIVE START:	OWN 32	OWN 30
TIME OF POSSESSION:	28:52	31:08

INDIVIDUAL TOP PERFORMERS



PASSING

J.Herbert	CMP	ATT	YDS	TD	INT	RT	S.Rattler	CMP	ATT	YDS	TD	INT	RT
J.Herbert	20	32	279	2	0	111.3	S.Rattler	12	24	156	0	0	70.8

RUSHING

J.Dobbins	ATT	YDS	AVG	LG	TD	A.Kamara	ATT	YDS	AVG	LG	TD
J.Dobbins	17	57	3.4	13	1	A.Kamara	10	67	6.7	24	0
J.Herbert	4	49	12.3	38	0	T.Hill	4	20	5.0	8	0

RECEIVING

L.McConkey	REC	YDS	AVG	LG	TD	C.Olave	REC	YDS	AVG	LG	TD
L.McConkey	6	111	18.5	60	2	C.Olave	8	107	13.4	28	0
W.Dissly	5	41	8.2	16	0	A.Kamara	6	55	9.2	37	0
J.Dobbins	4	11	2.8	15	0	J.Johnson	3	48	16.0	22	0
J.Palmer	2	72	36.0	45	0	T.Hill	2	21	10.5	14	0

TACKLES (SOLO) - LAC: D.Henley 10 (6), D.James 6 (4), C.Hart 5 (4);
NO: P.Werner 9 (7), D.Davis 9 (5), T.Mathieu 5 (0).

SACKS - LAC: B.Dupree 1-11, T.Tuipulotu 1-2, K.Mack 1-8, P.Ford 1-5,
S.Matlock 1-6; **NO:** K.Saunders 1-10, A.Taylor 0.5-2.5, C.Young 0.5-2.5.

INTERCEPTIONS - LAC: None; **NO:** None.

STARTERS

WR.... S.Fehoko	OLB..... K.Mack	WR.... C.Olave	DT N.Shepherd
WR.... J.Palmer	DL..... O.Ogbonnia	LT T.Fuaga	DT..... B.Brese
WR.... L.McConkey	DL..... P.Ford	LG..... L.Patrick	DE ... C.Granderson
LT R.Slater	OLB... T.Tuipulotu	C..... C.McGovern	DE C.Jordan
LG..... Z.Johnson	LB..... D.Henley	RG..... C.Ruiz	MLB..... D.Davis
C..... B.Bozeman	LB... D.Perryman	RT T.Penning	LB..... P.Werner
RG..... T.Pipkins	CB K.Fulton	TE..... F.Moreau	DB J.Howden
RT J.Alt	CB T.Still	TE..... J.Johnson	FS T.Mathieu
TE..... W.Dissly	CB C.Hart	TE..... T.Hill	CB A.Taylor
QB..... J.Herbert	S..... A.Gilman	QB... S.Rattler	CB ... K.McKinstry
RB..... J.Dobbins	S..... D.James	RB A.Kamara	CB ... M.Lattimore

WEEK 9 AT CLEVELAND



CHARGERS 26 BROWNS 3

Sunday, Nov. 3, 2024
Huntington Bank Field – Cleveland, Ohio



GAME STATISTICS

TEAM	1	2	3	4	OT	F
L.A. Chargers	7	13	0	7	—	27
Cleveland	0	3	0	7	—	10

SCORING SUMMARY

Team	Q	Time	Play
Chargers	1	6:49	J.Palmer 28 yd. pass from J.Herbert (C.Dicker kick)
Browns	2	9:30	D.Hopkins 38 yd. Field Goal
Chargers	2	8:01	Q.Johnston 66 yd. pass from J.Herbert (kick failed, wl)
Chargers	2	3:30	J.Dobbins 16 yd. run (C.Dicker kick)
Chargers	4	4:16	J.Dobbins 7 yd. run (C.Dicker kick)
Browns	4	0:44	C.Tillman 17 yd. pass from J.Winston (D.Hopkins kick)

TEAM STATISTICS

	LAC	CLE
FIRST DOWNS:	13	21
TOTAL NET YARDS:	342	292
NET RUSHING YARDS:	96	79
NET PASSING YARDS:	246	213
PENALTIES/YARDS:	5-35	4-25
3RD DOWN EFFICIENCY (%):	5-14 (35.7%)	6-17 (35.3%)
PUNTS/AVERAGE:	7-47.1	6-53.0
SACKS/YARDS:	6-22	6-36
FUMBLES/LOST:	0-0	1-0
POINTS OFF TURNOVERS:	0	0
AVG. DRIVE START:	OWN 31	OWN 32
TIME OF POSSESSION:	25:51	34:09

INDIVIDUAL TOP PERFORMERS



PASSING

J.Herbert	CMP	ATT	YDS	TD	INT	RT	J.Winston	CMP	ATT	YDS	TD	INT	RT
J.Herbert	18	27	282	2	0	125.8	J.Winston	26	46	235	1	3	50.5

RUSHING

J.Dobbins	ATT	YDS	AVG	LG	TD	N.Chubb	ATT	YDS	AVG	LG	TD
J.Dobbins	14	85	6.1	34	2	N.Chubb	15	39	2.6	11	0
K.Vidal	5	7	1.4	7	0	J.Winston	5	27	5.4	13	0

RECEIVING

L.McConkey	REC	YDS	AVG	LG	TD	J.Jeudy	REC	YDS	AVG	LG	TD
L.McConkey	5	64	12.8	20	0	J.Jeudy	7	73	10.4	13	0
Q.Johnston	4	118	29.5	66	1	C.Tillman	6	75	12.5	17	1
J.Palmer	2	63	31.5	28	1	D.Njoku	5	29	5.8	11	0
J.Dobbins	2	20	10.0	10	0	J.Akins	3	32	10.7	21	0

TACKLES (SOLO) - LAC: D.Henley 13 (8), D.James 7 (4), E.Molden 6 (2);
CLE: D.Bush 8 (6), G.Delpit 7 (5), M.Garrett 5 (4).

SACKS - LAC: T.Tuipulotu 2.5-3.5, M.Fox 2.0-11, K.Mack 1.0-7, C.Hart 0.5-
0.5; **CAR:** M.Garret 3.0-16, D.Tomlinson 1.5-14, D.Bush 1.0-2, S.Harris 0.5-4.

INTERCEPTIONS - LAC: A.Gilman 1-18-0, T.Still 1-1-0, E.Molden 1-0-0; **CLE:** None.

STARTERS

WR.... Q.Johnston	OLB..... K.Mack	WR.... C.Tillman	DE M.Garrett
LT R.Slater	DL..... P.Ford	WR.... E.Moore	DT..... S.Harris
LG..... Z.Johnson	DL..... O.Ogbonnia	D.Jones	DT..... D.Tomlinson
C..... B.Bozeman	OLB... T.Tuipulotu	LG..... J.Bitonio	DE Z.Smith
RG..... T.Pipkins	LB..... D.Henley	C..... E.Pocic	LB D.Bush
RT J.Alt	LB... D.Perryman	RG.... W.Teller	LB..... M.Diabate
TE..... W.Dissly	CB D.James	RT J.Conklin	LB..... W.Reid
WR.... L.McConkey	S..... A.Gilman	TE..... D.Njoku	S..... G.Delpit
QB..... J.Herbert	CB C.Hart	WR.... J.Jeudy	S..... J.Thornhill
FB ... S.Matlock	CB E.Molden	QB... J.Winston	CB D.Ward
RB..... J.Dobbins	CB T.Still	RB N.Chubb	CB M.Emerson

2024 GAME SUMMARIES

WEEK 10 vs. TENNESSEE



TITANS 17 CHARGERS 27

Sunday, Nov. 10, 2024
SoFi Stadium – Inglewood, Calif.



GAME STATISTICS

TEAM	1	2	3	4	OT	F
Tennessee	27	0	3	7	—	17
L.A. Chargers	3	10	7	7	—	27

SCORING SUMMARY

Team	Q	Time	Play
Chargers	1	8:08	C.Dicker 21 yd. Field Goal
Titans	1	4:25	C.Ridley 41 yd. pass from W.Levis (N.Folk kick)
Chargers	2	12:07	C.Dicker 37 yd. Field Goal
Chargers	2	1:55	J.Herbert 4 yd. run (C.Dicker kick)
Titans	3	7:51	N.Folk 27 yd. Field Goal
Chargers	3	3:24	Q.Johnston 16 yd. pass from J.Herbert (C.Dicker kick)
Chargers	4	7:39	H.Haskins 1 yd. run (C.Dicker kick)
Titans	4	0:49	C.Ridley 15 yd. pass from W.Levis (N.Folk kick)

TEAM STATISTICS

	TEN	LAC
FIRST DOWNS:	19	23
TOTAL NET YARDS:	289	309
NET RUSHING YARDS:	132	145
NET PASSING YARDS:	157	164
PENALTIES/YARDS:	9-68	5-30
3RD DOWN EFFICIENCY (%):	3-9 (33.3%)	4-10 (40.0%)
PUNTS/AVERAGE:	4-53.5	3-38.7
SACKS/YARDS:	0/0	7/18
FUMBLES/LOST:	1-0	0-0
POINTS OFF TURNOVERS:	0	0
AVG. DRIVE START:	OWN 31	OWN 30
TIME OF POSSESSION:	29:01	30:59

INDIVIDUAL TOP PERFORMERS



PASSING

	CMP	ATT	YDS	TD	INT	RT		CMP	ATT	YDS	TD	INT	RT
J.Herbert	14	18	164	1	0	123.1	W.Levis	18	23	175	2	0	127.4

RUSHING

	ATT	YDS	AVG	LG	TD		ATT	YDS	AVG	LG	TD
G.Edwards	10	55	5.5	11	0	T.Spears	7	47	6.7	19	0
J.Dobbins	15	50	3.3	12	0	T.Pollard	9	44	4.9	15	0

RECEIVING

	REC	YDS	AVG	LG	TD		REC	YDS	AVG	LG	TD
W.Dissly	5	30	6.0	14	0	C.Ridley	5	84	16.8	41	2
J.Dobbins	3	5	1.7	4	0	T.Pollard	4	19	4.8	15	0
L.McConkey	2	52	26.0	37	0	N.Westbrook-Ikhine	3	31	10.3	13	0
Q.Johnston	2	24	12.0	16	1	T.Spears	3	4	1.3	6	0

TACKLES (SOLO) – LAC: D.Henley 13 (10), E.Molden 8 (4), B.Dupree 5 (4);
TEN: J.Gibbens 15 (10), M.Brown 7 (5), K.Murray 6 (3).

SACKS – LAC: T.Tuipulotu 2-7, B.Dupree 2-1, P.Ford 1-7, J.Bosa 1-2, D.Henley 1-1; **TEN:** None.

INTERCEPTIONS – LAC: None; **TEN:** None.

STARTERS

WR ... Q.Johnston	OLBK.Mack	WR ... N.Westbrook-Ikhine	OLB A.Key
LT R.Slater	DLP.Ford	TE..... N.Vannett	NTT.Sweat
LG Z.Johnson	DL....O.Ogbonnia	LT J.Latham	DTJ.Simmons
C B.Bozeman	OLB ..T.Tuipulotu	LG P.Skoronski	OLB H.Landry
RG J.Salyer	LB ... D.Perryman	C D.Brunskill	ILBK.Murray
RT J.Alt	LBD.Henley	RG D.Radunz	LBJ.Gibbens
WR ... J.Reagor	S D.James	RT L.Watson	CBR.McCrear
TE W.Dissly	S A.Gilman	WR C.Ridley	CBD.Baker
WR ... L.McConkey	CB C.Hart	WR T.Boyd	CBJ.Brownlee
QB J.Herbert	CBE.Molden	QB W.Levis	SA.Hooker
RB J.Dobbins	CBT.Still	RB T.Pollard	SM.Brown

2024 LOS ANGELES CHARGERS NUMERICAL ROSTER

ACTIVE ROSTER

No.	Name	Pos.	Ht.	Wt.	Age	Exp.	College	Hometown	How Acq.
0	Daiyan Henley	LB	6-0	225	24	2	Washington State	Los Angeles, Calif.	D3-'23
1	Quentin Johnston	WR	6-2	208	23	2	TCU	Temple, Texas	D1-'23
2	Easton Stick	QB	6-1	224	29	6	North Dakota State	Omaha, Neb.	D5-'19
3	Derwin James Jr.	S	6-2	215	28	7	Florida State	Haines City, Fla.	D1-'18
4	Gus Edwards	RB	6-1	238	29	7	Rutgers	Staten Island, N.Y.	UFA (Bal)-'24
5	Joshua Palmer	WR	6-1	210	25	4	Tennessee	Brampton, Ontario, Canada	D3a-'21
6	Denzel Perryman	LB	5-11	240	31	10	Miami	Coral Gables, Fla.	UFA (Hou)-'24
7	Kristian Fulton	CB	5-11	197	26	5	Louisiana State	New Orleans, La.	UFA (Ten)-'24
8	Taylor Heinicke	QB	6-1	210	31	7	Old Dominion	Atlanta, Ga.	T (Atl)-'24
9	DJ Chark Jr.	WR	6-3	200	28	7	Louisiana State	Alexandria, La.	FA-'24
10	Justin Herbert	QB	6-6	236	26	5	Oregon	Eugene, Ore.	D1a-'20
11	Cameron Dicker	K	6-1	216	24	3	Texas	Austin, Texas	FA-'22
12	Derius Davis	WR	5-8	165	24	2	TCU	St. Francisville, La.	D4-'23
15	Ladd McConkey	WR	6-0	185	23	R	Georgia	Chatsworth, Ga.	D2-'24
16	JK Scott	P	6-5	208	29	6	Alabama	Denver, Colo.	FA-'22
20	Cam Hart	CB	6-2	207	23	R	Notre Dame	Baltimore, Md.	D5b-'24
22	Elijah Molden	DB	5-10	192	24	4	Washington	West Linn, Ore.	T (Ten)-'24
24	AJ Finley	S	6-0	188	23	2	Mississippi	Mobile, Ala.	FA-'23
27	J.K. Dobbins	RB	5-10	215	25	5	Ohio State	La Grange, Texas	UFA (Bal)-'24
28	Hassan Haskins	RB	6-2	228	24	3	Michigan	St. Louis, Mo.	W (Ten)-'23
29	Tarheeb Still	CB	6-1	196	22	R	Maryland	Sicklerville, N.J.	D5a-'24
30	Kimani Vidal	RB	5-8	215	23	R	Troy	Marietta, Ga.	D6-'24
31	Nick Niemann	LB	6-3	234	26	4	Iowa	Sycamore, Ill.	D6a-'21
32	Alohi Gilman	S	5-10	201	27	5	Notre Dame	Laie, Hawaii	D6-'20
35	Dicaprio Bootle	CB	5-10	180	27	2	Nebraska	Miami, Fla.	FA-'24
36	Ja'Sir Taylor	DB	5-10	185	25	3	Wake Forest	Asbury Park, N.J.	D6b-'22
42	Tucker Fisk	TE	6-4	285	25	2	Stanford	Davis, Calif.	FA-'24
43	Troy Dye	LB	6-3	225	28	5	Oregon	Norco, Calif.	UFA (Min)-'24
44	Scott Matlock	FB/DL	6-4	296	24	2	Boise State	Homedale, Idaho	D6-'23
45	Tuli Tuipulotu	OLB	6-3	266	22	2	Southern California	Hawthorne, Calif.	D2-'23
47	Josh Harris	LS	6-1	224	35	13	Auburn	Carrollton, Ga.	UFA (Atl)-'22
48	Bud Dupree	OLB	6-4	269	31	10	Kentucky	Macon, Ga.	FA-'24
52	Khalil Mack	OLB	6-3	269	33	11	Buffalo	Fort Pierce, Fla.	T (Chi)-'22
56	Morgan Fox	DL	6-3	275	30	8	Colorado State-Pueblo	Fountain, Colo.	FA-'22
62	Sam Mustipher	C	6-3	306	29	5	Notre Dame	Owings Mills, Md.	FA-'24
64	Brenden Jaimes	OL	6-5	300	25	4	Nebraska	Austin, Texas	D5-'21
68	Jamaree Salyer	OL	6-4	325	24	3	Georgia	Atlanta, Ga.	D6a-'22
70	Rashawn Slater	T	6-4	315	25	4	Northwestern	Sugar Land, Texas	D1-'21
71	Jordan McFadden	OL	6-2	303	24	2	Clemson	Spartanburg, S.C.	D5-'23
73	Foster Sarell	T	6-6	322	26	3	Stanford	Tacoma, Wash.	FA-'21
75	Bradley Bozeman	C	6-5	325	29	7	Alabama	Roanoke, Ala.	FA-'24
76	Joe Alt	T	6-8	322	21	R	Notre Dame	North Oaks, Minn.	D1-'24
77	Zion Johnson	G	6-3	316	24	3	Boston College	Bowie, Md.	D1-'22
79	Trey Pipkins III	G/T	6-6	307	28	6	Sioux Falls	Apple Valley, Minn.	D3-'19
81	Will Dissly	TE	6-4	265	28	7	Washington	Bozeman, Mont.	FA-'24
84	Stone Smartt	TE	6-4	226	26	3	Old Dominion	Sacramento, Calif.	FA-'22
88	Hayden Hurst	TE	6-4	245	31	7	South Carolina	Jacksonville, Fla.	FA-'24
89	Jalen Reagor	WR	5-11	197	25	4	TCU	Waxahachie, Texas	FA-'24
90	Teair Tart	DL	6-2	315	27	5	Florida International	Philadelphia, Pa.	FA-'24
92	Justin Eboigbe	DL	6-5	292	23	R	Alabama	Forest Park, Ga.	D4-'24
93	Otito Ogbonnia	DL	6-4	320	24	3	UCLA	Houston, Texas	D5-'22
95	Poona Ford	DL	5-11	310	28	7	Texas	Hilton Head, S.C.	UFA (Buf)-'24
97	Joey Bosa	OLB	6-5	280	29	9	Ohio State	Fort Lauderdale, Fla.	D1-'16

RESERVE/INJURED

No.	Name	Pos.	Ht.	Wt.	Age	Exp.	College	Hometown	How Acq.
25	Junior Colson	LB	6-3	247	21	R	Michigan	Franklin, Tenn.	D3-'24
26	Asante Samuel Jr.	CB	5-10	180	25	4	Florida State	Fort Lauderdale, Fla.	D2-'21
33	Deane Leonard	DB	6-0	195	24	3	Mississippi	Calgary, Alberta, Canada	D7a-'22
53	Chris Collins	OLB	6-5	255	24	R	Minnesota	Richmond, Va.	FA-'24
60	Bucky Williams	C/G	6-3	300	24	R	Appalachian State	Ringgold, Ga.	FA-'24
74	Tyler McLellan	T	6-8	355	25	R	Campbell	North Charleston, S.C.	FA-'24
82	Brenden Rice	WR	6-3	210	22	R	Southern California	Chandler, Ariz.	D7a-'24
87	Simi Fehoko	WR	6-4	218	27	4	Stanford	Salt Lake City, Utah	PS (Pit)-'23
94	Chris Rumph II	OLB	6-2	244	26	4	Duke	Gainesville, Fla.	D4-'21

PRACTICE SQUAD

No.	Name	Pos.	Ht.	Wt.	Age	Exp.	College	Hometown	How Acq.
23	Tony Jefferson	S	5-11	212	32	10	Oklahoma	Chula Vista, Calif.	FA-'24
34	Jaret Patterson	RB	5-8	195	24	2	Buffalo	Glendale, Md.	FA-'23
37	Shaun Wade	CB	6-1	195	26	4	Ohio State	Jacksonville, Fla.	FA-'24
39	Jaylen Johnson	WR	6-2	194	24	R	East Carolina	Duluth, Ga.	FA-'24
40	Kendall Williamson	S	6-0	203	24	1	Stanford	Snellville, Ga.	FA-'24
41	Eli Apple	CB	6-1	203	29	9	Ohio State	Philadelphia, Pa.	FA-'24
46	McCallan Castles	TE	6-5	252	24	R	Tennessee	South Lake Tahoe, Calif.	FA-'24
50	Caleb Murphy	LB	6-3	254	24	1	Ferris State	Campbellsburg, Indiana	FA-'24
51	Jeremiah Jean-Baptiste	LB	6-2	230	23	R	Mississippi	Florida City, Fla.	FA-'24
57	Tre'Mon Morris-Brash	OLB	6-2	245	24	R	Central Florida	Richmond, Va.	FA-'24
58	Shaquille Quarterman	LB	6-0	234	27	5	Miami	Orange Park, Fla.	FA-'24
61	Karsen Barnhart	G	6-5	316	23	R	Michigan	Paw Paw, Mich.	FA-'24
65	Alex Leatherwood	T	6-5	312	25	3	Alabama	Pensacola, Fla.	FA-'24
69	CJ Okoye	DL	6-6	315	23	1	—	Abuja, Nigeria	FA (IPP)-'23
83	Eric Tomlinson	TE	6-6	265	32	8	UTEP	Oklahoma City, Okla.	FA-'24
86	Dez Fitzpatrick	WR	6-2	208	26	2	Louisville	Farmington Hills, Mich.	FA-'24
91	Christopher Hinton	DL	6-4	310	24	2	Michigan	Johns Creek, Ga.	FA-'22

2024 LOS ANGELES CHARGERS ALPHABETICAL ROSTER

ACTIVE ROSTER

No.	Name	Pos.	Ht.	Wt.	DOB	Exp.	College	Hometown	How Acq.
76	Alt, Joe	T	6-8	322	2/28/03	R	Notre Dame	North Oaks, Minn.	D1-'24
35	Bootle, Dicaprio	CB	5-10	180	9/17/97	2	Nebraska	Miami, Fla.	FA-'24
97	Bosa, Joey	OLB	6-5	280	7/11/95	9	Ohio State	Fort Lauderdale, Fla.	D1-'16
75	Bozeman, Bradley	C	6-5	325	11/24/94	7	Alabama	Roanoke, Ala.	FA-'24
9	Chark Jr., DJ	WR	6-3	200	9/23/96	7	Louisiana State	Alexandria, La.	FA-'24
12	Davis, Derius	WR	5-8	165	9/11/00	2	TCU	St. Francisville, La.	D4-'23
11	Dicker, Cameron	K	6-1	216	5/6/00	3	Texas	Austin, Texas	FA-'22
81	Dissly, Will	TE	6-4	265	7/8/96	7	Washington	Bozeman, Mont.	FA-'24
27	Dobbins, J.K.	RB	5-10	215	12/17/98	5	Ohio State	La Grange, Texas	UFA (Bal)-'24
48	Dupree, Bud	OLB	6-4	269	2/12/93	10	Kentucky	Macon, Ga.	FA-'24
43	Dye, Troy	LB	6-3	225	9/18/96	5	Oregon	Norco, Calif.	UFA (Min)-'24
92	Eboigbe, Justin	DL	6-5	292	4/9/01	R	Michigan	Forest Park, Ga.	D4-'24
4	Edwards, Gus	RB	6-1	238	4/13/95	7	Rutgers	Staten Island, N.Y.	UFA (Bal)-'24
24	Finley, AJ	S	6-0	188	9/14/01	2	Mississippi	Mobile, Ala.	FA-'23
42	Fisk, Tucker	TE	6-4	285	1/19/99	2	Stanford	Davis, Calif.	FA-'24
95	Ford, Poona	DL	5-11	310	11/19/95	7	Texas	Hilton Head, S.C.	UFA (Buf)-'24
56	Fox, Morgan	DL	6-3	275	9/12/94	8	Colorado State-Pueblo	Fountain, Colo.	FA-'22
7	Fulton, Kristian	CB	5-11	197	9/3/98	5	Louisiana State	New Orleans, La.	UFA (Ten)-'24
32	Gilman, Alohi	S	5-10	201	9/17/97	5	Notre Dame	Laie, Hawaii	D6-'20
47	Harris, Josh	LS	6-1	224	4/27/89	13	Auburn	Carrollton, Ga.	UFA (Atl)-'22
20	Hart, Cam	CB	6-2	207	12/5/00	R	Notre Dame	Baltimore, Md.	D5b-'24
28	Haskins, Hassan	RB	6-2	228	11/26/99	3	Michigan	St. Louis, Mo.	W (Ten)-'24
8	Heinicke, Taylor	QB	6-1	210	3/15/93	7	Old Dominion	Atlanta, Ga.	T (Atl)-'24
0	Henley, Daiyan	LB	6-0	225	11/18/99	2	Washington State	Los Angeles, Calif.	D3-'23
10	Herbert, Justin	QB	6-6	236	3/10/98	5	Oregon	Eugene, Ore.	D1a-'20
88	Hurst, Hayden	TE	6-4	245	8/24/93	7	South Carolina	Jacksonville, Fla.	FA-'24
64	Jaimes, Brenden	OL	6-5	300	5/28/99	4	Nebraska	Austin, Texas	D5-'21
3	James Jr., Derwin	S	6-2	215	8/3/96	7	Florida State	Haines City, Fla.	D1-'18
77	Johnson, Zion	G	6-3	316	11/18/99	3	Boston College	Bowie, Md.	D1-'22
1	Johnston, Quentin	WR	6-2	208	9/6/01	2	TCU	Temple, Texas	D1-'23
52	Mack, Khalil	OLB	6-3	269	2/22/91	11	Buffalo	Fort Pierce, Fla.	T (Chi)-'22
44	Matlock, Scott	FB/DL	6-4	296	6/28/00	2	Boise State	Homedale, Idaho	D6-'23
15	McConkey, Ladd	WR	6-0	185	11/11/01	R	Georgia	Chatsworth, Ga.	D2-'24
71	McFadden, Jordan	OL	6-2	303	11/16/99	2	Clemson	Spartanburg, S.C.	D5-'23
22	Molden, Elijah	DB	5-10	192	1/30/99	4	Washington	West Linn, Ore.	T (Ten)-'24
62	Mustipher, Sam	C	6-3	306	8/13/96	5	Notre Dame	Owings Mills, Md.	FA-'24
31	Niemann, Nick	LB	6-3	234	12/2/97	4	Iowa	Sycamore, Ill.	D6a-'21
93	Ogbonnia, Otitio	DL	6-4	320	8/25/00	3	UCLA	Houston, Texas	D5-'22
5	Palmer, Joshua	WR	6-1	210	9/22/99	4	Tennessee	Brampton, Ontario, Canada	D3a-'21
6	Perryman, Denzel	LB	5-11	240	12/5/92	10	Miami	Coral Gables, Fla.	UFA (Hou)-'24
79	Pipkins III, Trey	G/T	6-6	307	9/5/96	6	Sioux Falls	Apple Valley, Minn.	D3-'19
89	Reagor, Jalen	WR	5-11	197	1/2/99	4	TCU	Waxahachie, Texas	FA-'24
68	Salyer, Jamaree	OL	6-4	325	7/13/00	3	Georgia	Atlanta, Ga.	D6a-'22
73	Sarell, Foster	T	6-6	322	8/28/98	3	Stanford	Tacoma, Wash.	FA-'21
16	Scott, JK	P	6-5	208	10/30/95	6	Alabama	Denver, Colo.	FA-'22
70	Slater, Rashawn	T	6-4	315	3/26/99	4	Northwestern	Sugar Land, Texas	D1-'21
84	Smartt, Stone	TE	6-4	226	10/4/98	3	Old Dominion	Sacramento, Calif.	FA-'22
2	Stick, Easton	QB	6-1	224	9/15/95	6	North Dakota State	Omaha, Neb.	D5-'19
29	Still, Tarheeb	CB	6-1	196	6/9/02	R	Maryland	Sicklerville, N.J.	D5a-'24
90	Tart, Teair	DL	6-2	315	2/28/97	5	Florida International	Philadelphia, Pa.	FA-'24
36	Taylor, Ja'Sir	DB	5-10	185	1/8/99	3	Wake Forest	Asbury Park, N.J.	D6b-'22
45	Tuipulotu, Tuli	OLB	6-3	266	9/3/02	2	Southern California	Hawthorne, Calif.	D2-'23
30	Vidal, Kimani	RB	5-8	215	8/28/01	R	Troy	Marietta, Ga.	D6-'24

RESERVE/INJURED

No.	Name	Pos.	Ht.	Wt.	DOB	Exp.	College	Hometown	How Acq.
53	Collins, Chris	OLB	6-5	255	12/14/99	R	Minnesota	Richmond, Va.	FA-'24
25	Colson, Junior	LB	6-3	247	12/6/02	R	Michigan	Franklin, Tenn.	D3-'24
87	Fehoko, Simi	WR	6-4	218	11/5/97	4	Stanford	Salt Lake City, Utah	PS (Pit)-'23
33	Leonard, Deane	DB	6-0	195	11/20/99	3	Mississippi	Calgary, Alberta, Canada	D7a-'22
74	McLellan, Tyler	T	6-8	355	7/21/99	R	Campbell	North Charleston, S.C.	FA-'24
82	Rice, Brenden	WR	6-3	210	3/18/02	R	Southern California	Chandler, Ariz.	D7a-'24
94	Rumph II, Chris	OLB	6-2	244	10/19/98	4	Duke	Gainesville, Fla.	D4-'21
26	Samuel Jr., Asante	CB	5-10	180	10/3/99	4	Florida State	Fort Lauderdale, Fla.	D2-'21
60	Williams, Bucky	C/G	6-3	300	3/20/00	R	Appalachian State	Ringgold, Ga.	FA-'24

PRACTICE SQUAD

No.	Name	Pos.	Ht.	Wt.	DOB	Exp.	College	Hometown	How Acq.
41	Apple, Eli	CB	6-1	203	9/9/95	9	Ohio State	Philadelphia, Pa.	FA-'24
61	Barnhart, Karsen	G	6-5	316	3/2/01	R	Michigan	Paw Paw, Mich.	FA-'24
46	Castles, McCallan	TE	6-5	252	12/3/99	R	Tennessee	South Lake Tahoe, Calif.	FA-'24
86	Fitzpatrick, Dez	WR	6-2	208	12/17/97	2	Louisville	Farmington Hills, Mich.	FA-'24
91	Hinton, Christopher	DL	6-4	310	9/14/00	2	Michigan	Johns Creek, Ga.	FA-'22
51	Jean-Baptiste, Jeremiah	LB	6-2	230	5/31/01	R	Mississippi	Florida City, Fla.	FA-'24
23	Jefferson, Tony	S	5-11	212	1/27/92	10	Oklahoma	Okla Vista, Calif.	FA-'24
39	Johnson, Jaylen	WR	6-2	194	5/26/00	R	East Carolina	Duluth, Ga.	FA-'24
65	Leatherwood, Alex	T	6-5	312	1/5/99	3	Alabama	Pensacola, Fla.	FA-'24
57	Morris-Brash, Tre'Mon	OLB	6-2	245	9/29/00	R	Central Florida	Richmond, Va.	FA-'24
50	Murphy, Caleb	LB	6-3	254	12/15/99	1	Ferris State	Campbellsburg, Indiana	FA-'24
69	Okoye, CJ	DL	6-6	315	10/20/01	1	-	Abuja, Nigeria	FA (IPP)-'23
34	Patterson, Jaret	RB	5-8	195	12/23/99	2	Buffalo	Glendale, Md.	FA-'23
58	Quarterman, Shaquille	LB	6-0	234	10/28/97	5	Miami	Orange Park, Fla.	FA-'24
83	Tomlinson, Eric	TE	6-6	265	4/22/92	8	UTEP	Oklahoma City, Okla.	FA-'24
37	Wade, Shaun	CB	6-1	195	9/15/98	4	Ohio State	Jacksonville, Fla.	FA-'24
40	Williamson, Kendall	S	6-0	203	124	1	Stanford	Snellville, Ga.	FA-'24

2024 LOS ANGELES CHARGERS POSITION ROSTER

QUARTERBACKS (3)

No.	Name	Pos.	Ht.	Wt.	Age	Exp.	College	Hometown	How Acq.
2	Easton Stick	QB	6-1	224	29	6	North Dakota State	Omaha, Neb.	D5-'19
8	Taylor Heinicke	QB	6-1	210	31	7	Old Dominion	Atlanta, Ga.	T (Atl)-'24
10	Justin Herbert	QB	6-6	236	26	5	Oregon	Eugene, Ore.	D1a-'20

RUNNING BACKS (5)

No.	Name	Pos.	Ht.	Wt.	Age	Exp.	College	Hometown	How Acq.
4	Gus Edwards	RB	6-1	238	29	7	Rutgers	Staten Island, N.Y.	UFA (Bal)-'24
27	J.K. Dobbins	RB	5-10	215	25	5	Ohio State	La Grange, Texas	UFA (Bal)-'24
28	Hassan Haskins	RB	6-2	228	24	3	Michigan	St. Louis, Mo.	W (Ten)-'23
30	Kimani Vidal	RB	5-8	215	23	R	Troy	Marietta, Ga.	D6-'24
44	Scott Matlock	FB/DL	6-4	296	24	2	Boise State	Homedale, Idaho	D6-'23

WIDE RECEIVERS (6)

No.	Name	Pos.	Ht.	Wt.	Age	Exp.	College	Hometown	How Acq.
1	Quentin Johnston	WR	6-2	208	23	2	TCU	Temple, Texas	D1-'23
5	Joshua Palmer	WR	6-1	210	25	4	Tennessee	Brampton, Ontario, Canada	D3a-'21
9	DJ Chark Jr.	WR	6-3	200	28	7	Louisiana State	Alexandria, La.	FA-'24
12	Derius Davis	WR	5-8	165	24	2	TCU	St. Francisville, La.	D4-'23
15	Ladd McConkey	WR	6-0	185	23	R	Georgia	Chatsworth, Ga.	D2-'24
89	Jalen Reagor	WR	5-11	197	25	4	TCU	Waxahachie, Texas	FA-'24

TIGHT ENDS (4)

No.	Name	Pos.	Ht.	Wt.	Age	Exp.	College	Hometown	How Acq.
42	Tucker Fisk	TE	6-4	285	25	2	Stanford	Davis, Calif.	FA-'24
81	Will Dissly	TE	6-4	265	28	7	Washington	Bozeman, Mont.	FA-'24
84	Stone Smartt	TE	6-4	226	26	3	Old Dominion	Sacramento, Calif.	FA-'22
88	Hayden Hurst	TE	6-4	245	31	7	South Carolina	Jacksonville, Fla.	FA-'24

OFFENSIVE LINEMEN (10)

No.	Name	Pos.	Ht.	Wt.	Age	Exp.	College	Hometown	How Acq.
62	Sam Mustipher	C	6-3	306	29	5	Notre Dame	Owings Mills, Md.	FA-'24
64	Brenden Jaimes	OL	6-5	300	25	4	Nebraska	Austin, Texas	D5-'21
68	Jamaree Salyer	OL	6-4	325	24	3	Georgia	Atlanta, Ga.	D6a-'22
70	Rashawn Slater	T	6-4	315	25	4	Northwestern	Sugar Land, Texas	D1-'21
71	Jordan McFadden	OL	6-2	303	24	2	Clemson	Spartanburg, S.C.	D5-'23
73	Foster Sarell	T	6-6	322	26	3	Stanford	Tacoma, Wash.	FA-'21
75	Bradley Bozeman	C	6-5	325	29	7	Alabama	Roanoke, Ala.	FA-'24
76	Joe Alt	T	6-8	322	21	R	Notre Dame	North Oaks, Minn.	D1-'24
77	Zion Johnson	G	6-3	316	24	3	Boston College	Bowie, Md.	D1-'22
79	Trey Pipkins III	G/T	6-6	307	28	6	Sioux Falls	Apple Valley, Minn.	D3-'19

DEFENSIVE LINEMEN (6)

No.	Name	Pos.	Ht.	Wt.	Age	Exp.	College	Hometown	How Acq.
44	Scott Matlock	FB/DL	6-4	296	24	2	Boise State	Homedale, Idaho	D6-'23
56	Morgan Fox	DL	6-3	275	30	8	Colorado State-Pueblo	Fountain, Colo.	FA-'22
90	Tearl Tart	DL	6-2	315	27	5	Florida International	Philadelphia, Pa.	FA-'24
92	Justin Eboigbe	DL	6-5	292	23	R	Alabama	Forest Park, Ga.	D4-'24
93	Otito Ogbonnia	DL	6-4	320	24	3	UCLA	Houston, Texas	D5-'22
95	Poona Ford	DL	5-11	310	28	7	Texas	Hilton Head, S.C.	UFA (Buf)-'24

LINEBACKERS (4)

No.	Name	Pos.	Ht.	Wt.	Age	Exp.	College	Hometown	How Acq.
0	Daiyan Henley	LB	6-0	225	24	2	Washington State	Los Angeles, Calif.	D3-'23
6	Denzel Perryman	LB	5-11	240	31	10	Miami	Coral Gables, Fla.	UFA (Hou)-'24
31	Nick Niemann	LB	6-3	234	26	4	Iowa	Sycamore, Ill.	D6a-'21
43	Troy Dye	LB	6-3	225	28	5	Oregon	Norco, Calif.	UFA (Min)-'24

OUTSIDE LINEBACKERS (4)

No.	Name	Pos.	Ht.	Wt.	Age	Exp.	College	Hometown	How Acq.
45	Tuli Tuipulotu	OLB	6-3	266	22	2	Southern California	Hawthorne, Calif.	D2-'23
48	Bud Dupree	OLB	6-4	269	31	10	Kentucky	Macon, Ga.	FA-'24
52	Khalil Mack	OLB	6-3	269	33	11	Buffalo	Fort Pierce, Fla.	T (Chi)-'22
97	Joey Bosa	OLB	6-5	280	29	9	Ohio State	Fort Lauderdale, Fla.	D1-'16

DEFENSIVE BACKS (9)

No.	Name	Pos.	Ht.	Wt.	Age	Exp.	College	Hometown	How Acq.
3	Derwin James Jr.	S	6-2	215	28	7	Florida State	Haines City, Fla.	D1-'18
7	Kristian Fulton	CB	5-11	197	26	5	Louisiana State	New Orleans, La.	UFA (Ten)-'24
20	Cam Hart	CB	6-2	207	23	R	Notre Dame	Baltimore, Md.	D5b-'24
22	Elijah Molden	DB	5-10	192	24	4	Washington	West Linn, Ore.	T (Ten)-'24
24	AJ Finley	S	6-0	188	23	2	Mississippi	Mobile, Ala.	FA-'23
29	Tarheeb Still	CB	6-1	196	22	R	Maryland	Sicklerville, N.J.	D5a-'24
32	Alohi Gilman	S	5-10	201	27	5	Notre Dame	Laie, Hawaii	D6-'20
35	Dicaprio Bootle	CB	5-10	180	27	2	Nebraska	Miami, Fla.	FA-'24
36	Ja'Sir Taylor	DB	5-10	185	25	3	Wake Forest	Asbury Park, N.J.	D6b-'22

SPECIALISTS (3)

No.	Name	Pos.	Ht.	Wt.	Age	Exp.	College	Hometown	How Acq.
11	Cameron Dicker	K	6-1	216	24	3	Texas	Austin, Texas	FA-'22
16	JK Scott	P	6-5	208	29	6	Alabama	Denver, Colo.	FA-'22
47	Josh Harris	LS	6-1	224	35	13	Auburn	Carrollton, Ga.	UFA (Atl)-'22

*FB/DL Scott Matlock is listed both as a running back and defensive lineman

HOW THE 2024 CHARGERS WERE BUILT

YEAR	NFL DRAFT	FREE AGENCY	TRADE/WAIVERS
2016	OLB Joey Bosa (1)		
2017			
2018	S Derwin James Jr. (1)		
2019	T Trey Pipkins III (3) QB Easton Stick (5)		
2020	S Alohi Gilman (6) QB Justin Herbert (1a)		
2021	OL Brenden Jaimes (5) LB Nick Niemann (6a) WR Joshua Palmer (3a) T Rashawn Slater (1)	T Foster Sarell	
2022	G Zion Johnson (1) DL Otito Ogbornia (5) OL Jamaree Salyer (6a) DB Ja'Sir Taylor (6b)	K Cameron Dicker DL Morgan Fox LS Josh Harris (UFA-Atl) P JK Scott TE Stone Smartt (UDFA)	OLB Khalil Mack (T-Chi)
2023	WR Derius Davis (4) LB Daiyan Henley (3) WR Quentin Johnston (1) FB/DL Scott Matlock (6) OL Jordan McFadden (5) OLB Tuli Tuipulotu (2)	S AJ Finley (UDFA)	
2024	T Joe Alt (1) DL Justin Eboigbe (4) CB Cam Hart (5b) WR Ladd McConkey (2) CB Tarheeb Still (5a) Kimani Vidal (6)	CB Dicaprio Bootle C Bradley Bozeman WR DJ Chark Jr. TE Will Dissly RB J.K. Dobbins (UFA-Bal) OLB Bud Dupree LB Troy Dye (UFA-Min) RB Gus Edwards (UFA-Bal) TE Tucker Fisk DL Poona Ford (UFA-Buf) CB Kristian Fulton (UFA-Ten) TE Hayden Hurst C Sam Mustipher LB Denzel Perryman (UFA-Hou) WR Jalen Reagor DL Tearl Tart	RB Hassan Haskins (W-Ten) QB Taylor Heinicke (T-Atl) DB Elijah Molden (T-Ten)

2024 LOS ANGELES CHARGERS COACHES

Head Coach	Jim Harbaugh	Defensive Assistant	Mike Hiestand
Special Teams Coordinator	Ryan Ficken	Wide Receivers	Sanjay Lal
Defensive Coordinator	Jesse Minter	Running Backs	Kiel McDonald
Offensive Coordinator	Greg Roman	Senior Defensive Analyst	Rick Minter
Run Game Coordinator/Tight Ends	Andy Bischoff	Defensive Quality Control	Robert Muschamp
Linebackers	NaVorro Bowman	Safeties	Chris O'Leary
Passing Game Coordinator	Marcus Brady	Defensive Assistant	Dylan Roney
Offensive Quality Control/Wide Receivers	Jeff Carpenter	Offensive Assistant	Phil Serchia
Defensive Backs	Steve Clinkscale	Senior Offensive Assistant	Marc Trestman
Quarterbacks	Shane Day	Assistant Defensive Line	Will Tukuafu
Offensive Line	Mike Devlin	Executive Director of Player Performance	Ben Herbert
Defensive Line	Mike Elston	Head Strength & Conditioning	Jonathan Brooks
Offensive Assistant/Quarterbacks	Jonathan Goodwin	Head Strength & Conditioning	Devin Woodhouse
Assistant Special Teams	Chris Gould	Director of Performance Analytics	Ben Rabe
Assistant Offensive Line	Nick Hardwick	Performance Analyst	Lincoln DeWolf

2024 LOS ANGELES CHARGERS DEPTH CHART

Depth Chart is unofficial and compiled by Chargers Communications

OFFENSE

WR	<u>15</u>	Ladd McConkey	—OR—	5	Joshua Palmer	12	Derius Davis	
LT	70	Rashawn Slater		73	Foster Sarell			
LG	77	Zion Johnson		71	Jordan McFadden			
C	75	Bradley Bozeman		64	Brenden Jaimes	62	Sam Mustipher	
RG	79	Trey Pipkins III		68	Jamaree Salyer			
RT	<u>76</u>	Joe Alt		73	Foster Sarell			
TE	81	Will Dissly		88	Hayden Hurst	84	Stone Smartt	
						42	Tucker Fisk	
WR	1	Quentin Johnston		9	DJ Chark Jr.	89	Jalen Reagor	
QB	10	Justin Herbert		8	Taylor Heinicke	—OR—	2	Easton Stick
FB	44	Scott Matlock						
RB	27	J.K. Dobbins	—OR—	4	Gus Edwards	28	Hassan Haskins	
						<u>30</u>	Kimani Vidal	

DEFENSE

EDGE	52	Khalil Mack		48	Bud Dupree		
DL	56	Morgan Fox		44	Scott Matlock		
DL	95	Poona Ford		90	Teair Tart		
DL	93	Otito Ogbonnia		<u>92</u>	Justin Eboigbe		
EDGE	97	Joey Bosa		45	Tuli Tuipulotu		
LB	6	Denzel Perryman		43	Troy Dye		
LB	0	Daiyan Henley		31	Nick Niemann		
CB	7	Kristian Fulton		36	Ja'Sir Taylor	35	Dicaprio Bootle
S	3	Derwin James Jr.		24	AJ Finley		
S	32	Alohi Gilman		22	Elijah Molden		
CB	<u>20</u>	Cam Hart	—OR—	<u>29</u>	Tarheeb Still		

SPECIALISTS

K	11	Cameron Dicker			
P	16	JK Scott			
KO	11	Cameron Dicker			
H	16	JK Scott			
LS	47	Josh Harris			
KR	12	Derius Davis		<u>15</u>	Ladd McConkey
PR	12	Derius Davis		<u>15</u>	Ladd McConkey

NOTE: Rookies are underlined

2024 LOS ANGELES CHARGERS PRONUNCIATION GUIDE

Justin EBOIGBE ee-BOYG-bee	Sam MUSTIPHER MUST-iff-err	JA'SIR Taylor JAH-sear
SIMI FEHOKO SIM-ee fuh-HO-ko	Nick NIEMANN KNEE-min	TULI TUIPULOTU
ALOHI Gilman uh-LOW-hee	OTITO OGBONNIA oh-TEET-oh oh-BONE-yuh TOO-lee TOO-ee-poo-LOW-too
DAIYAN Henley DAY-on	Jamaree SALYER SAL-yur	Kimani VIDAL VIE-dell
Brenden JAIMES HIGH-miss	Foster SARELL SUH-rell	
ZION Johnson ZEYE-uhn	RASHAWN Slater ruh-SHAWN	
TRE'MON Morris-Brash TRAY-mon	TEAIR Tart TEE-air	

2024 TRANSACTIONS BY DATE

Jan. 9	Signed OLB Brevin Allen, DL Jerrod Clark, RB Elijah Dotson, QB Max Duggan, WR Simi Fehoko, CB Matt Hankins, C Brent Laing, DL CJ Okoye and CB Chris Wilcox to Reserve/Future contracts.	Aug. 22	Signed TE Isaac Rex. Waived DL Micheal Mason.	Sept. 23	Reverted LB Shaquille Quarterman to practice squad.
Jan. 10	Signed RB Jaret Patterson to Reserve/Future contract.	Aug. 27	Placed LB Nick Niemann on Reserve/Injured; Designated for Return. Placed OLB Chris Collins, T Tyler McLellan, OLB Chris Rumph II and C/G Bucky Williams on Reserve/Injured. Released TE Donald Parham Jr., and LB Shaq Quarterman.	Sept. 24	Signed LB Blake Lynch and WR Jalen Reagor to practice squad. Released TE Luke Benson and CB Nehemiah Shelton from practice squad.
Jan. 11	Signed DL Christopher Hinton to Reserve/Future contract.			Sept. 25	Placed S Derwin James Jr., on Reserve/Suspended by Commissioner-Less than One Year.
March 5	Extended exclusive rights tenders to K Cameron Dicker and T Foster Sarell. Released LB Eric Kendricks.			Sept. 26	Signed S Tony Jefferson to active roster. Signed G/T Braeden Daniels to practice squad.
March 8	Re-signed T Foster Sarell.			Sept. 28	Activated Blake Lynch (standard elevation) and C Sam Mustipher (standard elevation) from practice squad.
March 12	Waived T Andrew Trainer and CB Amechi Uzodinma.			Sept. 30	Activated S Derwin James Jr., from Reserve/Suspended by Commissioner-Less than One Year and placed on Exempt/Commissioner Permission. Released S Tony Jefferson. Reverted LB Blake Lynch and C Sam Mustipher to practice squad. Released G/T Braeden Daniels from practice squad.
March 13	Re-signed S Alohi Gilman. Signed TE Will Dissly. Released WR Mike Williams.			Oct. 1	Activated S Derwin James Jr., from Exempt/Commissioner Permission. Signed S Tony Jefferson to practice squad.
March 15	Traded WR Keenan Allen to Chicago for 2024 fourth-round selection.			Oct. 9	Signed CB Nehemiah Shelton to practice squad. Released LB Shaquille Quarterman from practice squad.
March 16	Re-signed QB Easton Stick. Signed RB Gus Edwards, DL Poona Ford and TE Hayden Hurst.	Aug. 28	Claimed RB Hassan Haskins off waivers. Waived S JT Woods. Signed G Karsen Barnhart, TE Luke Benson, OLB Andrew Farmer II, TE Tucker Fisk, CB Matt Hankins, DL Christopher Hinton, LB Jeremiah Jean-Baptiste, WR Cornelius Johnson, WR Jaylen Johnson, CB Robert Kennedy, C Brent Laing, T Alex Leatherwood, LB Shane Lee, OLB Tre'Mon Morris-Brash, DL CJ Okoye, G Willis Patrick, QB Luis Perez, S Jalyn Phillips, TE Isaac Rex, OLB Ty Shelby, RB Isaiah Spiller, CB Zamari Walton and WR Isaiah Wooden.	Oct. 12	Activated LB Nick Niemann from Reserve/Injured; Designated for Return. Signed S Tony Jefferson to active roster. Placed RB Gus Edwards and CB Asante Samuel Jr., on Reserve/Injured. Activated CB Dicaprio Bootle (standard elevation) from practice squad.
March 18	Signed C Bradley Bozeman and LB Troy Dye.			Oct. 14	Reverted CB Dicaprio Bottle to practice squad.
March 19	Signed LB Denzel Perryman.	Aug. 29	Traded 2026 seventh-round selection to Tennessee for DB Elijah Molden. Traded conditional 2025 seventh-round selection (from Minnesota) to Atlanta for QB Taylor Heinicke. Released S Tony Jefferson. Waived RB Jaret Patterson. Signed TE Eric Tomlinson to practice squad. Released CB Robert Kennedy from practice squad.	Oct. 15	Signed CB Eli Apple and TE McCallan Castles to practice squad. Released LB Blake Lynch from practice squad.
March 28	Signed CB Kristian Fulton.			Oct. 16	Designated WR DJ Chark Jr., for return from Reserve/Injured.
April 2	Signed FB/TE Ben Mason. Re-signed K Cameron Dicker.	Aug. 30	Signed K Cameron Dicker to contract extension. Signed S Tony Jefferson to practice squad.	Oct. 19	Released S Tony Jefferson. Released CB Nehemiah Shelton from practice squad.
April 18	Signed RB J.K. Dobbins.	Sept. 2	Signed RB Jaret Patterson to practice squad. Released RB Isaiah Spiller from practice squad.	Oct. 21	Signed CB Dicaprio Bootle and CB Shaun Wade to active roster. Placed DB Deane Leonard on Reserve/Injured. Signed S Tony Jefferson to practice squad. Activated C Sam Mustipher (standard elevation) and WR Jalen Reagor (standard elevation) from practice squad.
May 6	Signed WR DJ Chark.	Sept. 3	Signed WR Dez Fitzpatrick and CB Shaun Wade to practice squad. Released OLB Andrew Farmer II and WR Cornelius Johnson from practice squad.	Oct. 22	Waived CB Shaun Wade. Reverted C Sam Mustipher and WR Jalen Reagor to practice squad.
May 10	Signed G Karsen Barnhart, QB Casey Bauman, TE Luke Benson, LB Junior Colson, S Akeem Dent, WR Jaelen Gill, S Thomas Harper, CB Cam Hart, TE Zach Heins, OLB Savion Jackson, LB Jeremiah Jean-Baptiste, WR Cornelius Johnson, WR Jaylen Johnson, WR Leon Johnson, CB Robert Kennedy, LB Shane Lee, DL Micheal Mason, T Tyler McLellan, OLB Tre'Mon Morris-Brash, G Willis Patrick, S Jalyn Phillips, WR Brenden Rice, T Tyler Smith, CB Tarheeb Still, RB Kimani Vidal, CB Zamari Walton and C/G Bucky Williams.	Sept. 7	Signed TE Eric Tomlinson to active roster. Placed WR DJ Chark Jr., on Reserve/Injured. Activated LB Shaquille Quarterman (standard elevation) from practice squad. Released CB Matt Hankins from practice squad with injury settlement.	Oct. 24	Signed CB Shaun Wade to practice squad.
May 13	Signed OLB Bud Dupree.	Sept. 9	Reverted LB Shaquille Quarterman to practice squad. Signed CB Nehemiah Shelton to practice squad.	Oct. 26	Activated WR Jaylen Johnson (standard elevation) and WR Jalen Reagor (standard elevation) from practice squad.
May 14	Signed OLB Chris Collins. Waived OLB Brevin Allen.	Sept. 11	Signed CB Dicaprio Bootle to practice squad.	Oct. 28	Reverted WR Jaylen Johnson and WR Jalen Reagor to practice squad.
May 16	Signed DL Justin Eboigbe.	Sept. 14	Activated S Tony Jefferson (standard elevation) and LB Shaquille Quarterman (standard elevation) from practice squad.	Oct. 30	Signed C Sam Mustipher to active roster. Signed LB Caleb Murphy and S Kendall Williamson to practice squad.
May 23	Waived T Tyler Smith.	Sept. 16	Reverted S Tony Jefferson and LB Shaquille Quarterman to practice squad.	Nov. 2	Activated WR DJ Chark Jr., from Reserve/Injured; Designated for Return. Placed WR Brenden Rice on Reserve/Injured. Activated CB Eli Apple (standard elevation) and WR Jalen Regor (standard elevation) from practice squad.
May 29	Signed T Alex Leatherwood.	Sept. 21	Activated LB Shaquille Quarterman (standard elevation) from practice squad.		
June 5	Released C Corey Linsley.				
June 14	Signed S Tony Jefferson and WR Praise Olatoke.				
June 20	Signed WR Ladd McConkey.				
July 17	Declared Non-Football Illness for LB Junior Colson.				
July 30	Remove LB Junior Colson from Active/Non-Football Illness.				
Aug. 6	Waived OLB Savion Jackson.				
Aug. 7	Signed QB Luis Perez.				
Aug. 12	Signed WR Isaiah Wooden. Waived QB Casey Bauman and WR Praise Olatoke.				
Aug. 13	Signed OLB Savion Jackson and LB Shaq Quarterman. Waived CB Chris Wilcox. Waived/Injured FB/TE Ben Mason.				
Aug. 14	Signed TE Tucker Fisk.				
Aug. 16	Signed DL Teair Tart. Waived S Jalyn Phillips.				
Aug. 19	Signed LB Frank Ginda and S Jalyn Phillips. Waived QB Max Duggan and WR Leon Johnson.				

2024 TRANSACTIONS BY DATE

Nov. 4	Reverted CB Eli Apple and WR Jalen Reagor to practice squad.	Nov. 9	Activated RB Gus Edwards from Reserve/Injured; Designated for Return. Signed TE Tucker Fisk to active roster. Activated CB Eli Apple (standard elevation) and OLB Caleb Murphy (standard elevation) from practice squad. Signed TE McCallan Castles to practice squad.
Nov. 5	Released TE Eric Tomlinson.		
Nov. 6	Signed WR Jalen Reagor to active roster. Designated RB Gus Edwards for return from Reserve/Injured. Placed LB Junior Colson and WR Simi Fehoko on Reserve/Injured. Signed LB Shaquille Quarterman and TE Eric Tomlinson to practice squad. Released TE McCallan Castles from practice squad.	Nov. 11	Reverted CB Eli Apple and OLB Caleb Murphy to practice squad.

2024 TRANSACTIONS BY PLAYER

Allen, Brevin — OLB

Jan. 9 Signed to Reserve/Future contract
May 14 Waived

Allen, Keenan — WR

March 15 Traded to Chicago

Alt, Joe — T

June 11 Signed

Apple, Eli — CB

Oct. 15 Signed to practice squad
Nov. 2 Activated from practice squad (standard elevation)
Nov. 4 Reverted to practice squad
Nov. 9 Activated from practice squad (standard elevation)
Nov. 11 Reverted to practice squad

Barnhart, Karsen — G

May 10 Signed
Aug. 27 Waived
Aug. 28 Signed to practice squad

Bauman, Casey — QB

May 10 Signed
Aug. 12 Waived

Benson, Luke — TE

May 10 Signed
Aug. 27 Waived
Aug. 28 Signed to practice squad
Sept. 24 Released from practice squad

Bootle, Dicaprio — CB

Sept. 11 Signed to practice squad
Oct. 12 Activated from practice squad (standard elevation)
Oct. 14 Reverted to practice squad
Oct. 21 Signed to active roster

Bozeman, Bradley — C

March 18 Signed

Castles, McCallan — TE

Oct. 15 Signed to practice squad
Nov. 6 Released from practice squad
Nov. 9 Signed to practice squad

Chark Jr., DJ — WR

May 16 Signed
Sept. 7 Placed on Reserve/Injured
Oct. 16 Designated for return from Reserve/Injured
Nov. 2 Activated from Reserve/Injured; Designated for Return

Clark, Jerrod — DL

Jan. 9 Signed to Reserve/Future contract
Aug. 27 Waived

Collins, Chris — OLB

May 14 Signed
Aug. 27 Placed on Reserve/Injured

Colson, Junior — LB

May 10 Signed
July 17 Declared Non-Football Illness
July 30 Passed Physical
Nov. 6 Placed on Reserve/Injured

Daniels, Braeden — G/T

Sept. 26 Signed to practice squad
Sept. 30 Released from practice squad

Dent, Akeem — S

May 10 Signed
Aug. 27 Waived

Dicker, Cameron — K

March 5 Extended exclusive rights tender
April 2 Re-signed
Aug. 30 Signed contract extension

Dobbins, J.K. — RB

April 18 Signed

Dotson, Elijah — RB

Jan. 9 Signed to Reserve/Future contract
Aug. 27 Waived

Duggan, Max — QB

Jan. 9 Signed to Reserve/Future contract
Aug. 19 Waived

Dupree, Bud — OLB

May 13 Signed

Dye, Troy — LB

March 18 Signed

Eboigbe, Justin — DL

May 16 Signed

Edwards, Gus — RB

March 16 Signed
Oct. 12 Placed on Reserve/Injured
Nov. 6 Designated for return from Reserve/Injured
Nov. 9 Activated from Reserve/Injured; Designated for Return

Farmer II, Andrew — OLB

Aug. 27 Waived
Aug. 28 Signed to practice squad
Sept. 3 Released from practice squad

Fehoko, Simi — WR

Jan. 9 Signed to Reserve/Future contract
Nov. 6 Placed on Reserve/Injured

Fisk, Tucker — TE

Aug. 14 Signed
Aug. 27 Waived
Aug. 28 Signed to practice squad
Nov. 9 Signed to active roster

Fitzpatrick, Dez — WR

Sept. 3 Signed to practice squad

Ford, Poona — DL

March 16 Signed

Fulton, Kristian — CB

April 2 Signed

Gill, Jaelen — WR

May 10 Signed
Aug. 27 Waived

Gilman, Alohi — S

March 13 Re-signed

Ginda, Frank — LB

Aug. 19 Signed
Aug. 27 Waived

Hankins, Matt — CB

Jan. 9 Signed to Reserve/Future contract
Aug. 27 Waived
Aug. 28 Signed to practice squad
Sept. 7 Released from practice squad with injury settlement

Harper, Thomas — S

May 10 Signed
Aug. 27 Waived

Hart, Cam — CB

May 10 Signed

Haskins, Hassan — RB

Aug. 28 Claimed off Waivers

Heinicke, Taylor — QB

Aug. 29 Traded for from Atlanta

Heins, Zach — TE

May 10 Signed
Aug. 27 Waived

Hinton, Christopher — DL

Jan. 11 Signed to Reserve/Future contract
Aug. 27 Waived
Aug. 28 Signed to practice squad

Hurst, Hayden — TE

March 16 Signed

Jackson, Savion — OLB

May 10 Signed
Aug. 6 Waived
Aug. 13 Signed
Aug. 27 Waived

James Jr., Derwin — S

Sept. 25 Placed on Reserve/Suspended By Commissioner-Less than One Year
Sept. 30 Suspension lifted and granted exempt status
Oct. 1 Activated from exempt status

Jean-Baptiste, Jeremiah — LB

May 10 Signed
Aug. 27 Waived
Aug. 28 Signed to practice squad

Jefferson, Tony — S

June 14 Signed
Aug. 29 Released
Aug. 30 Signed to practice squad
Sept. 14 Activated from practice squad (standard elevation)
Sept. 16 Reverted to practice squad
Sept. 26 Signed to active roster
Sept. 30 Released
Oct. 1 Signed to practice squad
Oct. 12 Signed to active roster
Oct. 19 Released
Oct. 21 Signed to practice squad

Johnson, Cornelius — WR

May 10 Signed
Aug. 27 Waived
Aug. 28 Signed to practice squad
Sept. 3 Released from practice squad

Johnson, Jaylen — WR

May 10 Signed
Aug. 27 Waived
Aug. 28 Signed to practice squad
Oct. 26 Activated from practice squad (standard elevation)
Oct. 28 Reverted to practice squad

Johnson, Leon — WR

May 10 Signed
Aug. 19 Waived

Kendricks, Eric — LB

March 5 Released

Kennedy, Robert — CB

May 10 Signed
Aug. 27 Waived
Aug. 28 Signed to practice squad
Aug. 29 Released from practice squad

Laing, Brent — C

Jan. 9 Signed to Reserve/Future contract
Aug. 27 Waived

Leatherwood, Alex — T

May 29 Signed
Aug. 27 Waived
Aug. 28 Signed to practice squad

Lee, Shane — LB

May 10 Signed
Aug. 27 Waived

Leonard, Deane — DB

Oct. 21 Placed on Reserve/Injured

Linsley, Corey — C

June 5 Released

Lynch, Blake — LB

Sept. 24 Signed to practice squad
Sept. 28 Activated from practice squad (standard elevation)
Sept. 30 Reverted to practice squad
Oct. 15 Released from practice squad

Mason, Ben — FB/TE

April 2 Signed
Aug. 13 Waived/Injured

Mason, Micheal — DL

May 10 Signed
Aug. 22 Waived

2024 TRANSACTIONS BY PLAYER

McConkey, Ladd — WR

June 20 Signed

McLellan, Tyler — T

May 10 Signed

Aug. 27 Placed on Reserve/Injured

Molden, Elijah — DB

Aug. 29 Traded for from Tennessee

Morris-Brash, Tre'Mon — OLB

May 10 Signed

Aug. 27 Waived

Aug. 28 Signed to practice squad

Murphy, Caleb — OLB

Oct. 30 Signed to practice squad

Nov. 9 Activated from practice squad (standard elevation)

Nov. 11 Reverted to practice squad

Mustipher, Sam — C

Aug. 28 Signed to practice squad

Sept. 28 Activated from practice squad (standard elevation)

Sept. 30 Reverted to practice squad

Oct. 21 Activated from practice squad (standard elevation)

Oct. 22 Reverted to practice squad

Oct. 30 Signed to active roster

Niemann, Nick — LB

Aug. 27 Placed on Reserve/Injured and Designated for return from Reserve/Injured

Oct. 12 Activated from Reserve/Injured; Designated for Return

Okoye, CJ — DL

Jan. 9 Signed to Reserve/Future contract

Aug. 27 Waived

Aug. 28 Signed to practice squad

Olatoke, Praise — WR

June 14 Signed

Aug. 12 Waived

Parham Jr., Donald — TE

Aug. 27 Released

Patrick, Willis — G

May 10 Signed

Aug. 27 Waived

Patterson, Jaret — RB

Jan. 10 Signed to Reserve/Future contract

Aug. 29 Waived

Sept. 2 Signed to practice squad

Perez, Luis — QB

Aug. 7 Signed

Aug. 27 Waived

Perryman, Denzel — LB

March 19 Signed

Phillips, Jalyn — S

May 10 Signed

Aug. 16 Waived

Aug. 19 Signed

Aug. 27 Waived

Quarterman, Shaquille — LB

Aug. 13 Signed

Aug. 27 Waived

Aug. 28 Signed to practice squad

Sept. 7 Activated from practice squad (standard elevation)

Sept. 9 Reverted to practice squad

Sept. 14 Activated from practice squad (standard elevation)

Sept. 16 Reverted to practice squad

Sept. 21 Activated from practice squad (standard elevation)

Sept. 23 Reverted to practice squad

Oct. 9 Released from practice squad

Nov. 6 Signed to practice squad

Reagor, Jalen — WR

Sept. 24 Signed to practice squad

Oct. 21 Activated from practice squad (standard elevation)

Oct. 22 Reverted to practice squad

Oct. 26 Activated from practice squad (standard elevation)

Oct. 28 Reverted to practice squad

Nov. 2 Activated from practice squad (standard elevation)

Nov. 4 Reverted to practice squad

Nov. 6 Signed to active roster

Rex, Isaac — TE

Aug. 22 Signed

Aug. 27 Waived

Rice, Brenden — WR

May 10 Signed

Nov. 2 Placed on Reserve/Injured

Rumph II, Chris — OLB

Aug. 27 Placed on Reserve/Injured

Samuel Jr., Asante — CB

Oct. 12 Placed on Reserve/Injured

Sarell, Foster — T

March 5 Extended exclusive rights tender

March 8 Re-signed

Shelby, Ty — OLB

Aug. 27 Waived

Shelton, Nehemiah — CB

Sept. 9 Signed to practice squad

Sept. 24 Released from practice squad

Oct. 9 Signed to practice squad

Oct. 19 Released from practice squad

Smith, Tyler — T

May 10 Signed

May 23 Waived

Spiller, Isaiah — RB

Aug. 27 Waived

Aug. 28 Signed to practice squad

Sept. 2 Released from practice squad

Stick, Easton — QB

March 16 Signed

Still, Tarheeb — CB

May 10 Signed

Tart, Teair — DL

Aug. 16 Signed

Tomlinson, Eric — TE

Aug. 29 Signed to practice squad

Sept. 7 Signed to active roster

Nov. 5 Released

Nov. 6 Signed to practice squad

Trainer, Andrew — T

March 12 Waived

Uzodinma, Amechi — CB

March 12 Waived

Vidal, Kimani — RB

May 10 Signed

Wade, Shaun — CB

Sept. 3 Signed to practice squad

Oct. 21 Signed to active roster

Oct. 22 Waived

Oct. 24 Signed to practice squad

Walton, Zamari — CB

May 10 Signed

Aug. 27 Waived

Wilcox, Chris — CB

Jan. 9 Signed to Reserve/Future contract

Aug. 13 Waived

Williams, Bucky — C/G

May 10 Signed

Aug. 27 Placed on Reserve/Injured

Williams, Mike — WR

March 13 Released

Williamson, Kendall — S

Oct. 30 Signed to practice squad

Wooden, Isaiah — WR

Aug. 12 Signed

Aug. 27 Waived

Woods, JT — S


Aug. 28 Waived

MEDIA INFORMATION



SoFi Stadium

SEATING MAP



CHARGERS.COM

GAME-DAY MEDIA PARKING: Media attending Chargers home games have been assigned reserved areas to park at SoFi Stadium. All parking will be distributed electronically. As a reminder, parking is limited and is being provided as a courtesy.

MEDIA ENTRANCE: All credentialed media must enter through southeast media gate between entries 10 & 11 near Media Will Call and are subject to search procedures. Please be prepared to open all cases and bags for inspection by SoFi Stadium security personnel. All items will be inspected and tagged for security purposes. Please make sure bags are identifiable and limit carry-in items to only what is necessary. Please remove any security tags from prior games.

PRESS WILL CALL
Press Will Call is located at the southeast media gate between entries 10 & 11.

PRESS BOX
Media can access the press box by entering SoFi Stadium through the southeast media gate. Once on the concourse, turn left and walk along the concourse around the South end zone until reaching elevators in the southwest corner of the stadium. Take the elevators up to level 7 to access the press box.

CHARGERS MEDIA SITE
[Chargers.com/media](https://chargers.com/media) is available to assist media with coverage leading up to each game of the 2024 season. The media site contains digital copies of all press materials. Credential requests on the site must be submitted by the sports director, sports editor or photo editor to be considered.

CHARGERS GAME RELEASE
Stats and notes in Los Angeles Chargers Game Releases are found utilizing a variety of sources, including STATS LLC, Sportradar, Stathead and the Elias Sports Bureau.

LOS ANGELES CHARGERS COMMUNICATIONS CONTACTS

NAME	TITLE	EMAIL
Josh Rupprecht	Senior Vice President, Communications & Brand Messaging	Josh.Rupprecht@Chargers.NFL.com
Jennifer Rojas	Vice President, Marketing Communications & Alumni Affairs	Jennifer.Rojas@Chargers.NFL.com
Lauren Georgeson	Senior Manager, Corporate Marketing & Communications	Lauren.Georgeson@Chargers.NFL.com
Brock Anderson	Senior Manager, Football Communications	Brock.Anderson@Chargers.NFL.com
Leonie Strehl	Senior Coordinator, Marketing Communications & Alumni Affairs	Leonie.Strehl@Chargers.NFL.com
Ricky Martinez	Coordinator, Football Communications	Ricky.Martinez@Chargers.NFL.com

***SUPPLEMENTAL
STATS***

ALL-TIME SERIES HISTORY

Franchise	REGULAR SEASON						POSTSEASON					PRESEASON		
	W	L	T	Pct.	PF	PA	W	L	Pct.	PF	PA	W	L	T
Arizona Cardinals ¹	11	5	0	.688	407	318	0	0	—			14	11	0
Atlanta Falcons	4	8	0	.333	170	247	0	0	—			4	2	0
Baltimore Ravens	5	9	0	.357	252	307	1	0	1.000	23	17	0	0	0
Buffalo Bills	24	12	2	.667	938	660	1	2	.333	27	57	0	1	0
Carolina Panthers	2	6	0	.250	135	171	0	0	—			0	0	0
Chicago Bears	7	7	0	.500	279	233	0	0	—			4	3	0
Cincinnati Bengals	22	14	0	.611	871	778	1	1	.500	34	37	0	0	0
Cleveland Browns ²	20	9	1	.683	727	582	0	0	—			1	0	1
Dallas Cowboys	5	8	0	.385	295	296	0	0	—			9	8	0
Denver Broncos	56	72	1	.438	2,755	2,737	0	1	.000	17	24	5	2	0
Detroit Lions	7	6	0	.538	292	304	0	0	—			0	1	0
Green Bay Packers	2	11	0	.154	232	376	0	0	—			2	1	1
Houston Texans	6	3	0	.667	247	192	0	0	—			1	0	0
Indianapolis Colts ³	18	10	0	.643	666	476	2	1	.667	71	76	2	2	0
Jacksonville Jaguars	9	4	0	.692	385	255	0	0	—			0	0	0
Kansas City Chiefs ⁴	57	70	1	.449	2,607	2,861	1	0	1.000	17	0	5	2	0
Las Vegas Raiders ⁵	59	68	2	.465	2,823	2,856	0	1	.000	27	34	7	7	0
Los Angeles Rams ⁶	6	7	0	.462	344	335	0	0	—			20	19	0
Miami Dolphins	15	18	0	.455	753	738	2	2	.500	76	124	3	1	0
Minnesota Vikings	7	8	0	.467	358	369	0	0	—			3	11	1
New England Patriots ⁷	15	24	2	.385	771	976	1	3	.250	112	96	5	2	0
New Orleans Saints	8	6	0	.571	367	272	0	0	—			4	6	0
New York Giants	8	5	0	.615	356	302	0	0	—			5	3	0
New York Jets ⁸	24	12	1	.667	1,057	739	0	2	.000	31	37	4	2	1
Philadelphia Eagles	8	5	0	.615	262	266	0	0	—			3	1	0
Pittsburgh Steelers	9	24	0	.273	626	854	2	1	.667	72	76	1	2	0
San Francisco 49ers	8	7	0	.533	339	396	0	1	.000	26	49	22	27	0
Seattle Seahawks	25	27	0	.481	1,090	1,103	0	0	—			5	13	0
Tampa Bay Buccaneers	8	4	0	.667	331	250	0	0	—			0	0	0
Tennessee Titans ⁹	29	16	1	.644	1,176	1,002	1	3	.250	50	57	7	3	0
Washington Commanders ¹⁰	5	7	0	.417	259	284	0	0	—			1	0	0
ALL-TIME TOTALS	489	492	11	.498	22,170	21,534	12	18	.400	583	684	137	127	4

Note: Prior to 1972, tie games were not included in winning percentage.

1—Known as St. Louis Cardinals (1960-87) and Phoenix Cardinals (1988-93)

2—Did not play from 1996-98 after relocation to Baltimore, but rejoined as an expansion franchise in 1999

3—Known as Baltimore Colts (1960-83)

4—Known as Dallas Texans (1960-62)

5—Known as Los Angeles Rams (1960-94 and 2016-present) and St. Louis Rams (1995-2015)

6—Known as Boston Patriots (1960-70)

7—Known as Titans of New York (1960-62)

8—Known as Oakland Raiders (1960-81 and 1995-2019) and Los Angeles Raiders (1982-94)

9—Known as Houston Oilers (1960-96) and Tennessee Oilers (1997-98)

10—Known as Washington Redskins (1960-2019) and Washington Football Team (2020-21)

THE LAST TIME . . .

Regular season in regular font | Postseason in italics

RUSHING

200 Yards Rushing, Individual

CHARGERS — LaDainian Tomlinson, Dec. 28, 2003 vs. Oakland (243 yards)
 OPPONENT — Adrian Peterson, Nov. 4, 2007 at Minnesota (296 yards)
 CHARGERS — *Keith Lincoln, AFL Championship,*
Jan. 5, 1964 vs. Boston (206 yards)
 OPPONENT — *Never*

100 Yards Rushing, Individual

CHARGERS — **J.K. Dobbins, Sept. 15, 2024 at Carolina (131 yards)**
 OPPONENT — James Conner, Nov 21, 2024 at Arizona (101 yards)
 CHARGERS — *Darren Sproles, AFC Wild Card,*
Jan. 3, 2009 vs. Indianapolis (105 yards)
 OPPONENT — *Sony Michel, AFC Divisional,*
Jan. 13, 2019 at New England (129 yards)

100 Yards Rushing, One Half, Individual

CHARGERS — **J.K. Dobbins, Sept. 8, 2024 vs. Las Vegas (131 yards in second half)**
 OPPONENT — Daivid Montgomery, Nov 12, 2023 vs. Detroit (102 yards in first half)
 CHARGERS — *Keith Lincoln, AFL Championship,*
Jan. 5, 1964 vs. Boston (176 yards in first half)
 OPPONENT — *Sony Michel, AFC Divisional,*
Jan. 13, 2019 at New England (105 yards in first half)

Two 100-Yard Rushers

CHARGERS — Darren Sproles (122 yards) and LaDainian Tomlinson (116 yards)
 Dec. 16, 2007, vs. Detroit
 OPPONENT — Frank Gore (158 yards) and Colin Kaepernick (151 yards),
 Dec. 20, 2014 at San Francisco
 CHARGERS — *Never*
 OPPONENT — *Never*

Four Touchdowns Rushing, Individual

CHARGERS — LaDainian Tomlinson, Oct. 14, 2007 vs. Oak. (3, 27, 13, 41 yards)
 OPPONENT — *Never*
 CHARGERS — *Never*
 OPPONENT — *Never*

Three Touchdowns Rushing, Individual

CHARGERS — Melvin Gordon, Oct. 15, 2018, at Cleveland (4, 10, 11 yards)
 OPPONENT — Darrel Young, Nov. 3, 2013 at Washington (1, 1, 4 yards)
 CHARGERS — *Never*
 OPPONENT — *Sony Michel, AFC Divisional,*
Jan. 13, 2019 at New England (1, 14, 5 yards)

Two Touchdowns Rushing, Individual

CHARGERS — **J.K. Dobbins, Nov. 3, 2024 at Cleveland (16, 7 yards)**
 OPPONENT — Josh Allen, Dec. 23, 2023 vs. Buffalo (2, 1 yard)
 CHARGERS — *Darren Sproles, AFC Wild Card,*
Jan. 3, 2009 vs. Indianapolis (9, 22 yards)
 OPPONENT — *Sony Michel, AFC Divisional,*
Jan. 13, 2019 at New England (1, 14, 5 yards)

PASSING

500 Yards Passing, Individual

CHARGERS — Philip Rivers, Oct. 18, 2015 at Green Bay (503 yards)
 OPPONENT — *Never*
 CHARGERS — *Never*
 OPPONENT — *Never*

400 Yards Passing, Individual

CHARGERS — Justin Herbert, Sept. 24, 2023 at Minnesota (405 yards)
 OPPONENT — Patrick Mahomes, Oct. 22, 2023 at Kansas City (424 yards)
 CHARGERS — *Dan Fouts, AFC Divisional,*
Jan. 2, 1982 at Miami (433 yards)
 OPPONENT — *Peyton Manning, AFC Divisional,*
Jan. 13, 2008 at Indianapolis (402 yards)

300 Yards Passing, Individual

CHARGERS — Justin Herbert, Oct. 21, 2024 at Arizona (349 yards)
 OPPONENT — Jordan Love, Nov. 19, 2023 at Green Bay (322 yards)
 CHARGERS — *Philip Rivers, AFC Divisional,*
Jan. 13, 2019 at New England (331 yards)
 OPPONENT — *Tom Brady, AFC Divisional,*
Jan. 13, 2019 at New England (343 yards)

Six Touchdown Passes, Individual

CHARGERS — Dan Fouts, Nov. 22, 1981 at Oakland (12, 15, 29, 4, 5, 6 yards)
 OPPONENT — *Never*
 CHARGERS — *Never*
 OPPONENT — *Never*

Five Touchdown Passes, Individual

CHARGERS — Drew Brees, Oct. 31, 2004 vs. Oakland (17, 13, 23, 5, 1 yards)
 OPPONENT — Tom Brady, Oct. 4, 2020 at Tampa Bay (3, 6, 28, 19, 9 yards)
 CHARGERS — *Never*
 OPPONENT — *Never*

Four Touchdown Passes, Individual

CHARGERS — Justin Herbert, Nov. 12, 2023 vs. Detroit (29, 18, 1, 38 yards)
 OPPONENT — Aidan O'Connell, Dec. 14, 2023 at Las Vegas (30, 22, 11, 20 yards)
 CHARGERS — *Never*
 OPPONENT — *Don Strock, AFC Divisional,*
Jan. 2, 1982 at Miami (1, 40, 15, 50 yards)

Three Touchdown Passes, Individual

CHARGERS — Justin Herbert, Nov. 12, 2023 vs. Detroit (29, 18, 1, 38 yards)
 OPPONENT — Aidan O'Connell, Dec. 14, 2023 at Las Vegas (30, 22, 11, 20 yards)
 CHARGERS — *Philip Rivers, AFC Divisional,*
Jan. 13, 2019 at New England (43, 1, 8 yards)
 OPPONENT — *Peyton Manning, AFC Divisional,*
Jan. 13, 2008 at Indianapolis (25, 9, 55 yards)

Six Interceptions Thrown, Individual

CHARGERS — Ed Luther, Oct. 31, 1983 vs. Washington
 OPPONENT — Peyton Manning, Nov. 11, 2007 vs. Indianapolis
 CHARGERS — *Never*
 OPPONENT — *Never*

Five Interceptions Thrown, Individual

CHARGERS — Craig Whelihan, Dec. 13, 1998 at Seattle
 OPPONENT — Nathan Peterman, Nov. 19, 2017 vs. Buffalo
 CHARGERS — *Dan Fouts, AFC Second Round, Jan. 16, 1983 at Miami*
 OPPONENT — *George Blanda, AFL Championship,*
Dec. 24, 1961 vs. Houston Oilers

Four Interceptions Thrown, Individual

CHARGERS — Philip Rivers, Nov. 18, 2019 vs. Kansas City in Mexico City, Mexico
 OPPONENT — Nathan Peterman, Nov. 19, 2017 vs. Buffalo
 CHARGERS — *Stan Humphries, AFC Wild Card, Dec. 31, 1995 vs. Indianapolis*
 OPPONENT — *George Blanda, AFL Championship,*
Dec. 24, 1961 vs. Houston Oilers

RECEIVING

10 or More Receptions, Individual

CHARGERS — Keenan Allen, Nov. 26, 2023 vs. Baltimore (14 receptions)
OPPONENT — Cole Kmet, Oct. 29, 2023 vs. Chicago (10 receptions)
CHARGERS — Ronnie Harmon, AFC Wild Card,
Dec. 31, 1995 vs. Indianapolis (10 receptions)
OPPONENT — James White, AFC Divisional,
Jan. 13, 2019 at New England (15 receptions)

200 Yards Receiving, Individual

CHARGERS — Keenan Allen, Sept. 24, 2023 at Minnesota (215 yards)
OPPONENT — Tyreek Hill, Sept. 10, 2023 vs. Miami (215 yards)
CHARGERS — Never
OPPONENT — Never

100 Yards Receiving, Individual

CHARGERS — Quentin Johnston, Nov. 3, 2024 at Cleveland (118 yards)
OPPONENT — Chris Olave, Oct. 27 2024 vs. New Orleans (107 yards)
CHARGERS — Keenan Allen, AFC Divisional,
Jan. 12, 2014 at Denver (142 yards)
OPPONENT — Julian Edelman, AFC Divisional,
Jan. 13, 2019 at New England (151 yards)

100 Yards Receiving, One Half, Individual

CHARGERS — Quentin Johnston, Nov. 3, 2024 at Cleveland
(118 yards in first half)
OPPONENT — Travis Kelce, Oct. 22, 2023 at Kansas City
(143 yards in first half)
CHARGERS — Keenan Allen, AFC Divisional,
Jan. 12, 2014 at Denver (142 yards in second half)
OPPONENT — Julian Edelman, AFC Divisional,
Jan. 13, 2019 at New England (107 yards in first half)

Two 100-Yard Receivers

CHARGERS — Keenan Allen (215 yards) and Mike Williams (121 yards),
Sept. 24, 2023 at Minnesota
OPPONENT — Travis Kelce (191 yards) and Tyreek Hill (148 yards),
Dec. 16, 2021 vs. Kansas City
CHARGERS — Chris Chambers (133 yards) and Vincent Jackson (114 yards),
AFC Wild Card, Jan. 6, 2008
OPPONENT — Tony Nathan (114 yards) and Duriel Harris (106 yards),
AFC Divisional, Jan. 2, 1982

Five Touchdown Receptions, Individual

CHARGERS — Kellen Winslow, Nov. 22, 1981 at Oakland (15, 29, 4, 5, 3 yards)
OPPONENT — Never
CHARGERS — Never
OPPONENT — Never

Four Touchdown Receptions, Individual

CHARGERS — Kellen Winslow, Nov. 22, 1981 at Oakland (15, 29, 4, 5, 3 yards)
OPPONENT — Daryl Turner, Sept. 15, 1985 vs. Seattle (34, 15, 30, 7 yards)
CHARGERS — Never
OPPONENT — Never

Three Touchdown Receptions, Individual

CHARGERS — Danny Woodhead, Dec. 20, 2015 vs. Miami (20, 9, 9 yards)
OPPONENT — Travis Kelce, Nov. 20, 2022 vs. Kansas City (4, 32, 17 yards)
CHARGERS — Never
OPPONENT — Jerry Rice, Super Bowl XXIX at Joe Robbie Stadium,
Jan. 29, 1995 vs. San Francisco (44, 15, 7 yards)

Two Touchdown Receptions, Individual

CHARGERS — Ladd McConkey, Oct. 27 2024 vs. New Orleans (60, 9 yards)
OPPONENT — Tre Tucker, Dec. 14, 2023 at Las Vegas (30, 20 yards)
CHARGERS — Keenan Allen, AFC Divisional,
Jan. 12, 2014 at Denver (16, 16 yards)
OPPONENT — Michael Crabtree, AFC Wild Card,
Jan. 6, 2019 at Baltimore (31, 7 yards)

COMBINATION

100 Yards Rushing and Receiving, Individual

CHARGERS — Austin Ekeler, Dec. 8, 2019 at Jacksonville
(101 yards rushing, 112 yards receiving)
OPPONENT — Essex Johnson, Sept. 30, 1973 vs. Cincinnati
(121 yards rushing, 116 yards receiving)
CHARGERS — Keith Lincoln, AFC Championship, Jan. 5, 1964 vs. Boston
(206 yards rushing, 123 yards receiving)
OPPONENT — Never

300-Yard Passer, 100-Yard Rusher and 100-Yard Receiver

CHARGERS — Philip Rivers (314 yards passing),
Austin Ekeler (101 yards rushing),
Austin Ekeler (112 yards receiving),
Dec. 8, 2019 at Jacksonville
OPPONENT — Patrick Mahomes (329 yards passing),
Isiah Pacheco (107 yards rushing),
Travis Kelce (115 yards receiving),
Nov. 20, 2022 vs. Kansas City
CHARGERS — Dan Fouts (333 yards passing),
Chuck Muncie (126 yards rushing),
Wes Chandler (124 yards receiving),
Kellen Winslow (102 yards receiving),
AFC Wild Card, Jan. 9, 1983 at Pittsburgh
OPPONENT — Tom Brady (343 yards passing),
Sony Michel (129 yards rushing),
Julian Edelman (151 yards receiving),
AFC Divisional, Jan. 13, 2019 at New England

INTERCEPTIONS

Four Interceptions, Individual

CHARGERS — Never
OPPONENT — Kwamie Lassiter, Dec. 27, 1998 at Arizona (4 interceptions)
CHARGERS — Never
OPPONENT — Vernon Perry, AFC Divisional,
Dec. 29, 1979 vs. Houston Oilers (4 interceptions)

Three Interceptions, Individual

CHARGERS — Antonio Cromartie, Nov. 11, 2007 vs. Indianapolis (3 interceptions)
OPPONENT — Kwamie Lassiter, Dec. 27, 1998 at Arizona (4 interceptions)
CHARGERS — Never
OPPONENT — Vernon Perry, AFC Divisional,
Dec. 29, 1979 vs. Houston Oilers (4 interceptions)

Two Interceptions, Individual

CHARGERS — Kyzir White, Oct. 17, 2021 at Baltimore (2 interceptions)
OPPONENT — Patrick Surtain II, Nov. 28, 2021 at Denver (2 interceptions)
CHARGERS — Glen Edwards, AFC Divisional,
Jan. 3, 1981 vs. Buffalo (2 interceptions)
OPPONENT — Jason Belser, AFC Wild Card,
Dec. 31, 1995 vs. Indianapolis (2 interceptions)

Interception Returned for Touchdown

CHARGERS — Bryce Callahan, Dec. 4, 2022 at Las Vegas
(26 yards of Derek Carr)
OPPONENT — Jack Jones, Dec. 14, 2023 at Las Vegas
(16 yards of Easton Stick)
CHARGERS — Never
OPPONENT — Never

SACKS

Six Sacks, Individual

CHARGERS — Khalil Mack, Oct. 1, 2023 vs. Las Vegas (6.0 sacks)
OPPONENT — Never
CHARGERS — Never
OPPONENT — Never

Five Sacks, Individual

CHARGERS — Khalil Mack, Oct. 1, 2023 vs. Las Vegas (6.0 sacks)
OPPONENT — Never
CHARGERS — Never
OPPONENT — Never

Four-and-One-Half Sacks, Individual

CHARGERS — Khalil Mack, Oct. 1, 2023 vs. Las Vegas (6.0 sacks)
OPPONENT — Hugh Douglas, Oct. 18, 1998 vs. Philadelphia (4.5 sacks)
CHARGERS — Never
OPPONENT — Never

Four Sacks, Individual

CHARGERS — Khalil Mack, Oct. 1, 2023 vs. Las Vegas (6.0 sacks)
OPPONENT — Justin Houston, Dec. 28, 2014 at Kansas City (4.0 sacks)
CHARGERS — Never
OPPONENT — Never

Three-and-One-Half Sacks, Individual

CHARGERS — Khalil Mack, Oct. 1, 2023 vs. Las Vegas (6.0 sacks)
OPPONENT — Justin Houston, Dec. 28, 2014 at Kansas City (3.5 sacks)
CHARGERS — Never
OPPONENT — Never

Three Sacks, Individual

CHARGERS — Khalil Mack, Oct. 1, 2023 vs. Las Vegas (6.0 sacks)
OPPONENT — Myles Garrett, Nov. 3 2024 at Cleveland (3.0 sacks)
CHARGERS — Never
OPPONENT — Never

Two-and-One-Half Sacks, Individual

CHARGERS — Tuli Tuipulotu, Nov. 3, 2024 at Cleveland (2.5 sacks)
OPPONENT — Myles Garrett, Nov. 3 2024 at Cleveland (3.0 sacks)
CHARGERS — Burt Grossman, AFC Wild Card,
Jan. 2, 1993 vs. Kansas City (2.5 sacks)
OPPONENT — Never

Two Sacks, Individual

CHARGERS — Tuli Tuipulotu (2.0 sacks) & Bud Dupree (2.0 sacks),
Nov. 10, 2024 vs. Tennessee
OPPONENT — Myles Garrett, Nov. 3 2024 at Cleveland (3.0 sacks)
CHARGERS — Melvin Ingram, AFC Wild Card,
Jan. 6, 2019 at Baltimore (2.0 sacks)
OPPONENT — Shaun Phillips, AFC Divisional,
Jan. 12, 2014 at Denver (2.0 sacks)

TOUCHDOWNS

Five Touchdowns, Individual

CHARGERS — Kellen Winslow, Nov. 22, 1981 at Oakland
(15-, 29-, 4-, 5-, 3-yard receptions)
OPPONENT — Never
CHARGERS — Never
OPPONENT — Never

Four Touchdowns, Individual

CHARGERS — Austin Ekeler, Nov. 21, 2021 vs. Pittsburgh
(10-, 17-yard receptions; 6-, 5-yard runs)
OPPONENT — Harvey Williams, Nov. 16, 1997 vs. Oakland
(8-, 32-yard receptions; 1-, 1-yard runs)
CHARGERS — Never
OPPONENT — Never

Three Touchdowns, Individual

CHARGERS — Austin Ekeler, Oct. 2, 2022 at Houston
(14-yard receptions; 10-, 20-yard runs)
OPPONENT — Travis Kelce, Nov. 20, 2022 vs. Kansas City
(4-, 32-, 17-yard receptions)
CHARGERS — Never
OPPONENT — Sony Michel, AFC Divisional,
Jan. 13, 2019 at New England (1-, 14-, 5-yard runs)

FIELD GOALS AND PATS

Six Field Goals Made, Individual

CHARGERS — Greg Davis, Oct. 5, 1997 at Oakland
(30, 22, 38, 43, 33, 33 yards)
OPPONENT — Phil Dawson, Nov. 5, 2006 vs. Cleveland
(37, 20, 42, 30, 36, 35 yards)
CHARGERS — Never
OPPONENT — Never

Five Field Goals Made, Individual

CHARGERS — Cameron Dicker, Oct. 21, 2024 at Arizona
(59, 50, 28, 47, 40 yards)
OPPONENT — Daniel Carlson, Jan. 9, 2022 at Las Vegas
(24, 31, 52, 40, 47 yards)
CHARGERS — Michael Badgley, AFC Wild Card,
Jan. 6, 2019 at Baltimore (21, 53, 40, 34, 47 yards)
OPPONENT — Never

Four Field Goals Made, Individual

CHARGERS — Cameron Dicker, Oct. 21, 2024 at Arizona
(59, 50, 28, 47, 40 yards)
OPPONENT — Daniel Carlson, Jan. 9, 2022 at Las Vegas
(24, 31, 52, 40, 47 yards)
CHARGERS — Michael Badgley, AFC Wild Card,
Jan. 6, 2019 at Baltimore (21, 53, 40, 34, 47 yards)
OPPONENT — Never

50-Yard Field Goal, Individual

CHARGERS — Cameron Dicker, Oct. 21, 2024 at Arizona (59 yards)
OPPONENT — Jason Sanders, Dec. 11, 2022 vs. Miami (55 yards)
CHARGERS — Michael Badgley, AFC Wild Card,
Jan. 6, 2019 at Baltimore (53 yards)
OPPONENT — Stephen Gostkowski, AFC Divisional,
Jan. 14, 2007 vs. New England (50 yards)

Blocked Field Goal Attempt

CHARGERS — Teair Tart, Nov. 3, 2024 at Cleveland
(51-yard Dustin Hopkins attempt)
OPPONENT — Zack Allen, Dec. 31, 2023 at Denver
(50-yard Cameron Dicker attempt)
CHARGERS — Leroy Jones, AFC Divisional, Jan. 2, 1982 at Miami
(34-yard Uwe von Schamann attempt)
OPPONENT — Never

Two-Point Conversion

CHARGERS — Trey Pipkins III pass from Justin Herbert,
Sept. 17, 2023 at Tennessee
OPPONENT — Clyde Edwards-Helaire pass from Patrick Mahomes,
Dec. 16, 2021 vs. Kansas City
CHARGERS — Keenan Allen pass from Phillip Rivers, AFC Divisional,
Jan. 13, 2019 at New England
OPPONENT — Kevin Faulk run, AFC Divisional,
Jan. 14, 2007 vs. New England

Point After Touchdown Missed

CHARGERS — Cameron Dicker, Nov. 3, 2024 at Cleveland
(Second attempt, wide left)
OPPONENT — Anders Carlson, Nov. 19, 2023 at Green Bay
(Second attempt, wide right)
CHARGERS — Rolf Benirschke, AFC Second Round,
Jan. 16, 1993 at Miami (First attempt, wide right)
OPPONENT — Never

Blocked Point After Touchdown

CHARGERS — Isaac Rochell, Sept. 27, 2020 vs. Carolina
(Joey Slye, first attempt)
OPPONENT — Denico Autry, Dec. 31, 2017 vs. Oakland
(Nick Rose, third attempt)
CHARGERS — Never
OPPONENT — Never

PUNTING

80-Yard Punt

CHARGERS — JK Scott, Dec. 11, 2023 vs. Denver (83 yards)
OPPONENT — Dustin Colquitt, Dec. 2, 2007 at Kansas City (81 yards)
CHARGERS — Never
OPPONENT — Never

70-Yard Punt

CHARGERS — JK Scott, Dec. 11, 2023 vs. Denver (83 yards)
OPPONENT — Bryce Baringer, Dec. 3, 2023 at New England (70 yards)
CHARGERS — Never
OPPONENT — Ray Guy, AFC Championship, Jan. 11, 1981 vs. Oakland (71 yards)

60-Yard Punt

CHARGERS — JK Scott, Oct. 27, 2024 vs. New Orleans (67 yards)
OPPONENT — Corey Bojorquez, Nov. 3, 2024 at Cleveland (62 yards)
CHARGERS — Mike Scifres, AFC Divisional, Jan. 12, 2014 at Denver (62 yards)
OPPONENT — Hunter Smith, AFC Wild Card, Jan. 3, 2009 vs. Indianapolis (63 yards)

Blocked Punt

CHARGERS — Jerry Attaochu of Drew Butler, Sept. 8, 2014 at Arizona
OPPONENT — Miles Killebrew of Ty Long, Nov. 21, 2021 vs. Pittsburgh
CHARGERS — Never
OPPONENT — Lou Piccone of Rick Partridge, AFC Divisional, Jan. 3, 1981 vs. Buffalo

10 or More Punts, Individual

CHARGERS — Drew Kaser, Nov. 12, 2017 at Jacksonville (10 punts for 485 yards)
OPPONENT — Chad Stanley, Sept. 15, 2002 vs. Houston (10 punts for 406 yards)
CHARGERS — Never
OPPONENT — Never

No Punts

CHARGERS — Dec. 26, 2021 at Houston
OPPONENT — Sept. 19, 2010 vs. Jacksonville
CHARGERS — Never
OPPONENT — AFC Divisional, Jan. 12, 2014 at Denver

OTHER SPECIAL TEAMS

Kickoff Returned for Touchdown

CHARGERS — Andre Roberts, Jan. 2, 2022 vs. Denver (101 yards)
OPPONENT — Mecole Hardman, Dec. 29, 2019 at Kansas City (104 yards)
CHARGERS — Andre Coleman, Super Bowl XXIX at Joe Robbie Stadium, Jan. 29, 1995 vs. San Francisco (98 yards)
OPPONENT — Never

Punt Returned for Touchdown

CHARGERS — Derius Davis, Nov. 6, 2023 at New York Jets (87 yards)
OPPONENT — Gunner Olszewski, Dec. 6, 2020, vs. New England (70 yards)
CHARGERS — Wes Chandler, AFC Divisional, Jan. 2, 1982 at Miami (58 yards)
OPPONENT — Santonio Holmes, AFC Divisional, Jan. 11, 2009 at Pittsburgh (67 yards)

Blocked Punt Returned for Touchdown

CHARGERS — Jacob Hester, Oct. 25, 2009 at Kansas City (Recovered own blocked Dustin Colquitt punt in end zone)
OPPONENT — Daniel Thomas, Oct. 25, 2020 vs. Jacksonville (Recovered own blocked Ty Long punt, returned recovery 16 yards)
CHARGERS — Never
OPPONENT — Never

Recovered Own Onside Kick Attempt

CHARGERS — Darrell Stuckey of Nick Novak kick, Nov. 18, 2012 at Denver
OPPONENT — Keion Crossen of Riley Dixon kick, Dec. 12, 2021 vs. New York Giants
CHARGERS — Richard Marshall of Nick Novak kick, AFC Divisional, Jan. 12, 2014 at Denver
OPPONENT — Never

OTHER DEFENSE

Shutout Posted

CHARGERS — Dec. 3, 2023 at New England (6-0, Chargers win)
OPPONENT — Dec. 6, 2020 vs. New England (45-0, Patriots win)
CHARGERS — AFC Wild Card, Jan. 2, 1993 vs. Kansas City (Chargers win, 17-0)
OPPONENT — AFC Divisional, Jan. 10, 1993 at Miami (Dolphins win, 31-0)

Fumble Returned for Touchdown

CHARGERS — Tevaughn Campbell, Dec. 5, 2021 at Cincinnati (61 yards)
OPPONENT — Mike Edwards, Jan. 7, 2024 vs. Kansas City (97 yards)
CHARGERS — Never
OPPONENT — Guy Ruff, AFC Wild Card, Jan. 9, 1983 at Pittsburgh (Recovered opening kickoff fumble in end zone)

Safety Scored

CHARGERS — Oct. 23, 2022 vs. Seattle (Kenneth Walker III tackled by Sebastian Joseph-Day and Troy Reeder in end zone)
OPPONENT — Oct. 27, 2024 vs. New Orleans (JK Scott fumbled out end zone)
CHARGERS — AFC Divisional, Jan. 8, 1995 vs. Miami (Bernie Parmalee tackled in end zone by Reuben Davis)
OPPONENT — Never

MISCELLANEOUS

No Penalties

CHARGERS — Oct. 9, 2011 at Denver (Chargers win, 29-24)
OPPONENT — Dec. 4, 2005 vs. Oakland (Raiders win, 34-10)
CHARGERS — Never
OPPONENT — AFC Divisional, Jan. 10, 1993 at Miami (Dolphins win, 31-0)

Game Without Touchdown

CHARGERS — Oct. 21, 2024 at Arizona (Cardinals win 17-15)
OPPONENT — Oct. 27, 2024 vs. New Orleans (Chargers win 26-8)
CHARGERS — AFC Championship, Jan. 20, 2008 at New England (Patriots win, 21-12)
OPPONENT — AFC Wild Card, Jan. 6, 2008 vs. Tennessee (Chargers win, 17-6)

50 Points, Game

CHARGERS — Nov. 19, 2017 vs. Buffalo (Chargers win, 54-24)
OPPONENT — Dec. 14, 2023 at Las Vegas (Raiders win, 63-21)
CHARGERS — AFL Championship, Jan. 5, 1964 vs. Boston (Chargers win, 51-10)
OPPONENT — Never

40 Points, Game

CHARGERS — Dec. 5, 2021 at Cincinnati (Chargers win, 41-22)
OPPONENT — Dec. 14, 2023 at Las Vegas (Raiders win, 63-21)
CHARGERS — AFC Divisional, Jan. 2, 1982 at Miami (Chargers win, 41-38)
OPPONENT — AFC Divisional, Jan. 13, 2019 at New England (Patriots win, 41-28)

600 Yards Total Offense, Game

CHARGERS — Dec. 20, 1982 vs. Cincinnati (661 yards)
OPPONENT — Oct. 1, 2000 at St. Louis (614 yards)
CHARGERS — AFL Championship, Jan. 5, 1964 vs. Boston (610 yards)
OPPONENT — Never

500 Yards Total Offense, Game

CHARGERS — Dec. 8, 2019 at Jacksonville (525 yards)
OPPONENT — Nov. 12, 2023 vs. Detroit (533 yards)
CHARGERS — AFC Divisional, Jan. 2, 1982 at Miami (564 yards)
OPPONENT — Never

WEEKLY RANKINGS

2024 WEEKLY NFL RANKINGS

Week	Opp.	Offense			Defense		
		Total	Rush	Pass	Total	Rush	Pass
1	LV	13	5	23	15	4	25
2	at Car	12	2	28	2	6	6
3	at Pit	25	7	31	6	6	10
4	KC	28	11	31	7	5	12
5	BYE	29	9	31	5	6	10
6	at Den	28	10	29	6	6	8
7	at Ari	25	18	24	7	9	9
8	NO	23	20	23	9	11	9
9	at Cle	T-22	20	21	8	8	11
10	Ten	T-22	20	21	8	8	11
11	Cin	22	19	22	6	9	9
12	Bal						
13	at Atl						
14	at KC						
15	TB						
16	Den						
17	at NE						
18	at LV						
Chargers in 2023		18	25	13	28	17	30
Chargers in 2022		9	30	3	20	28	7
Chargers in 2021		4	21	T-2	23	30	12
Chargers in 2020		9	18	6	10	18	9
Chargers in 2019		10	28	6	6	18	5
Chargers in 2018		11	15	10	9	9	9
Chargers in 2017		4	24	1	15	31	3
Chargers in 2016		14	26	8	16	10	20
Chargers in 2015		9	31	4	20	27	T-14
Chargers in 2014		18	30	10	9	26	4
Chargers in 2013		5	13	4	23	12	29
Chargers in 2012		31	27	24	9	6	18
Chargers in 2011		6	16	6	16	20	13
Chargers in 2010		1	15	2	1	4	1
Chargers in 2009		10	31	5	16	20	11
Chargers in 2008		11	20	7	25	11	31
Chargers in 2007		20	7	26	14	16	14
Chargers in 2006		4	2	16	10	7	13
Chargers in 2005		10	9	12	13	1	28
Chargers in 2004		10	6	16	18	3	31
Chargers in 2003		14	6	19	27	T-25	21
Chargers in 2002		16	8	22	30	11	32

2024 REGULAR-SEASON RANKINGS

LOS ANGELES CHARGERS (Team)

Category	NFL	AFC
Turnover Margin (9)	T-2	T-2
Points Scored (20.7)	19	8
Points Allowed (13.1)	1	1
Total Offense (314.3)	22	9
Rushing (117.9)	19	8
Passing (196.4)	22	9
Total Defense (302.1)	6	5
vs. Rush (110.6)	9	5
vs. Pass (191.6)	9	5
Third-Down Offense (39.84%)	13	7
Third-Down Defense (32.76%)	5	4
Red-Zone Offense (54.17%)	18	9
Red-Zone Defense (38.89%)	2	1

LOS ANGELES CHARGERS (Individual)

Category	NFL	AFC
Passing		
Rating: Justin Herbert (103.2)	6	3
Yards: Justin Herbert (1,889)	21	9
Touchdowns: Justin Herbert (11)	T-15	T-7
Rushing		
Attempts: J.K. Dobbins (141)	T-13	5
Yards: J.K. Dobbins (670)	10	2
Touchdowns: J.K. Dobbins (6)	T-8	T-4
Receiving		
Receptions: Ladd McConkey (37)	30	T-17
Yards: Ladd McConkey (492)	30	14
Touchdowns: Quentin Johnston (5)	T-8	T-2
Defense		
Total Tackles: Daiyan Henley (77)	15	10
Solo Tackles: Daiyan Henley (52)	T-10	T-8
INTs: Elijah Molden (3)	T-8	T-3
Sacks: Tuli Tuipulotu (5.5)	T-18	T-11

GAME-BY-GAME STARTERS

OFFENSIVE STARTERS

		WR	WR	TE	LT	LG	C	RG	RT	QB	RB	3WR	FB	2TE
Sept. 8	LV	J.Palmer	L.McConkey	W.Dissly	R.Slater	Z.Johnson	B.Bozeman	T.Pipkins	J.Alt	J.Herbert	G.Edwards	—	S.Matlock	—
Sept. 15	at Car	D.Davis	Q.Johnston	H.Hurst	R.Slater	Z.Johnson	B.Bozeman	T.Pipkins	J.Alt	J.Herbert	J.Dobbins	—	—	W.Dissly
Sept. 22	at Pit	L.McConkey	Q.Johnston	W.Dissly	R.Slater	Z.Johnson	B.Bozeman	T.Pipkins	J.Alt	J.Herbert	J.Dobbins	—	S.Matlock	—
Sept. 29	KC	L.McConkey	Q.Johnston	W.Dissly	J.Salyer	Z.Johnston	C.Bozeman	S.Mustipher	T.Pipkins	J.Herbert	J.Dobbins	—	S.Matlock	—
Oct. 13	at Den	L.McConkey	Q.Johnston	H.Hurst	R.Slater	Z.Johnson	B.Bozeman	T.Pipkins	J.Alt	J.Herbert	J.Dobbins	—	S.Matlock	—
Oct. 21	at Ari	L.McConkey	J. Palmer	E.Tomlinson	R. Slater	Z. Johnson	B. Bozeman	T. Pipkins	J. Alt	J. Herbert	J. Dobbins	S. Fehoko	—	—
Oct. 27	NO	L.McConkey	J. Palmer	W.Dissly	R. Slater	Z. Johnson	B. Bozeman	T. Pipkins	J. Alt	J. Herbert	J. Dobbins	S. Fehoko	—	—
Nov. 3	at Cle	L.McConkey	Q.Johnston	W.Dissly	R. Slater	Z. Johnson	B. Bozeman	T. Pipkins	J. Alt	J. Herbert	J. Dobbins	—	S.Matlock	—
Nov. 10	Ten	L.McConkey	Q.Johnston	W.Dissly	R. Slater	Z. Johnson	B. Bozeman	J.Salyer	J. Alt	J. Herbert	J. Dobbins	J.Reagor	—	—
Nov. 17	Cin													
Nov. 25	Bal													
Dec. 1	at Atl													
Dec. 8	at KC													
Dec. 15	TB													
Dec. 22	Den													
TBD	at NE													
TBD	at LV													

DEFENSIVE STARTERS

		OLB	DL	DL	DL	OLB	LB	LB	CB	CB	S	S	3CB	3S
Sept. 8	LV	K.Mack	P.Ford	O.Ogbonnia	—	J.Bosa	D.Henley	D.Perryman	K.Fulton	A.Samuel	D.James	A.Gilman	J.Taylor	—
Sept. 15	at Car	K.Mack	P.Ford	O.Ogbonnia	—	J.Bosa	D.Henley	D.Perryman	K.Fulton	A.Samuel	D.James	E.Molden	J.Taylor	—
Sept. 22	at Pit	K.Mack	P.Ford	O.Ogbonnia	—	J.Bosa	D.Henley	D.Perryman	K.Fulton	A.Samuel	D.James	A.Gilman	—	E.Molden
Sept. 29	KC	K.Mack	P.Ford	O.Ogbonnia	—	T.Tuipulotu	D.Henley	D.Perryman	K.Fulton	A.Samuel	E.Molden	A.Gilman	J.Taylor	—
Oct. 13	at Den	K.Mack	P.Ford	O.Ogbonnia	—	T.Tuipulotu	D.Henley	D.Perryman	K.Fulton	C.Hart	D.James	A.Gilman	T.Still	—
Oct. 21	at Ari	K.Mack	P.Ford	O.Ogbonnia	M.Fox	T.Tuipulotu	D.Henley	D.Perryman	C.Hart	T.Still	D.James	A.Gilman	—	—
Oct. 27	NO	K.Mack	P.Ford	O.Ogbonnia	—	T.Tuipulotu	D.Henley	D.Perryman	K.Fulton	C.Hart	D.James	A.Gilman	E.Molden	—
Nov. 3	at Cle	K.Mack	P.Ford	O.Ogbonnia	—	T.Tuipulotu	D.Henley	D.Perryman	C.Hart	E.Molden	D.James	A.Gilman	T.Still	—
Nov. 10	Ten	K.Mack	P.Ford	O.Ogbonnia	—	T.Tuipulotu	D.Henley	D.Perryman	C.Hart	E.Molden	D.James	A.Gilman	T.Still	—
Nov. 17	Cin													
Nov. 25	Bal													
Dec. 1	at Atl													
Dec. 8	at KC													
Dec. 15	TB													
Dec. 22	Den													
TBD	at NE													
TBD	at LV													

WEEKLY INACTIVES

Sept. 8	Las Vegas:	Taylor Heinicke, Tarheeb Still, Kimani Vidal, Jordan McFadden, Brenden Rice, Justin Eboigbe.
Sept. 15	at Carolina:	Taylor Heinicke, Tarheeb Still, Kimani Vidal, Alohi Gilman, Jordan McFadden, Brenden Rice, Justin Eboigbe.
Sept. 22	at Pittsburgh:	Joshua Palmer, Junior Colson, Tarheeb Still, Kimani Vidal, Jordan McFadden, Justin Eboigbe.
Sept. 29	Kansas City:	Junior Colson, Kimani Vidal, Deane Leonard, Ja'Sir Taylor, Rashawn Slater, Joe Alt, Joey Bosa.
Oct. 13	at Denver:	Easton Stick, Tony Jefferson, Ja'Sir Taylor, Jordan McFadden, Brenden Rice, Joey Bosa.
Oct. 21	at Arizona:	Quentin Johnston, Easton Stick, Derius Davis, Brenden Jaimes, Jordan McFadden, Hayden Hurst, Joey Bosa.
Oct. 27	New Orleans:	Quentin Johnston, Easton Stick, Derius Davis, Jordan McFadden, Hayden Hurst, Justin Eboigbe.
Nov. 3	at Cleveland:	Easton Stick, Kristian Fulton, DJ Chark Jr., Brenden Jaimes, Jordan McFadden, Stone Smartt, Justin Eboigbe.
Nov. 10	Tennessee:	Easton Stick, Kristian Fulton, Kimani Vidal, Jordan McFadden, Trey Pipkins III, Stone Smartt, Justin Eboigbe
Nov. 17	Cincinnati:	
Nov. 25	Baltimore:	
Dec. 1	at Atlanta:	
Dec. 8	at Kansas City:	
Dec. 15	Tampa Bay:	
Dec. 22	Denver:	
TBD	at New England:	
TBD	at Las Vegas:	

SEASON TOTALS

Name	No.	Name	No.	Name	No.
Jordan McFadden	8	Taylor Heinicke	2	Deane Leonard	1
Justin Eboigbe	6	Hayden Hurst	2	Joshua Palmer	1
Easton Stick	5	Brenden Jaimes	2	Trey Pipkins III	1
Kimani Vidal	5	Quentin Johnston	2	Rashawn Slater	1
Joey Bosa	4	Stone Smartt	2		
Brenden Rice	3	Ja'Sir Taylor	2		
Tarheeb Still	3	Joe Alt	1		
Junior Colson	2	DJ Chark Jr.	1		
Derius Davis	2	Alohi Gilman	1		
Kristian Fulton	2	Tony Jefferson	1		

CHARGERS AND OPPONENT WEEKLY LEADERS

REGULAR-SEASON WEEKLY LEADERS, LOS ANGELES CHARGERS

		Scoring		Pass Yds.	Carries	Rush Yds.		Catches	Rec. Yds.		Tackles (Solo)		Sacks				
Sept. 8	Las Vegas:	Dicker	10	Herbert	144	Edwards	11	Dobbins	135	McConkey	5	McConkey	39	Two Tied	7 (6)	Mack	1.5
Sept. 15	at Carolina:	Johnston	12	Herbert	130	Edwards	18	Dobbins	131	Johnston	5	Johnston	51	Henley	9 (5)	Two tied	1.0
Sept. 22	at Pittsburgh:	Johnston	6	Herbert	125	Dobbins	15	Dobbins	44	Three Tied	3	McConkey	44	Henley	12 (9)	Two tied	1.0
Sept. 29	Kansas City:	McConkey	6	Herbert	179	Dobbins	14	Dobbins	32	McConkey	5	McConkey	67	Two Tied	8	Dupree	2.0
Oct. 13	at Denver:	Dicker	11	Herbert	237	Dobbins	25	Dobbins	96	Two tied	4	Fehoko	44	Gilman	10 (6)	Two tied	1.0
Oct. 21	at Arizona:	Dicker	15	Herbert	349	Dobbins	14	Dobbins	40	Dissly	8	Dissly	81	James	8 (5)	None	
Oct. 27	New Orleans:	McConkey	12	Herbert	279	Dobbins	17	Dobbins	57	McConkey	6	McConkey	111	Henley	10 (6)	Five tied	1.0
Nov. 3	at Cleveland:	Dobbins	12	Herbert	282	Dobbins	14	Dobbins	85	McConkey	5	Johnston	118	Henley	13 (8)	Tuipulotu	2.5
Nov. 10	Tennessee:	Dicker	9	Herbert	164	Dobbins	15	Edwards	55	Dissly	5	McConkey	52	Henley	13 (10)	Two tied	2.0
Nov. 17	Cincinnati:																
Nov. 25	Baltimore:																
Dec. 1	at Atlanta:																
Dec. 8	at Kansas City:																
Dec. 15	Tampa Bay:																
Dec. 22	Denver:																
TBD	at New England:																
TBD	at Las Vegas:																

REGULAR-SEASON WEEKLY LEADERS, OPPONENT

		Scoring		Pass Yds.	Carries	Rush Yds.		Catches	Rec. Yds.		Tackles (Solo)		Sacks				
Sept. 8	Las Vegas:	Mattison	6	Minshew II	257	White	13	White	44	Bowers	6	Meyers	61	Spillane	10 (7)	Crosby	1.0
Sept. 15	at Carolina:	Pineiro	3	Young	84	Hubbard	10	Hubbard	64	Hubbard	4	Tremble	23	Thompson	14 (8)	Two tied	0.5
Sept. 22	at Pittsburgh:	Boswell	8	Fields	245	Harris	18	Harris	70	Two Tied	5	Pickens	57	Queen	12 (9)	Herbig	2.0
Sept. 29	Kansas City:	Two tied	6	Mahomes	245	Hunt	14	Hunt	69	Kelce	7	Kelce	89	Tranquill	10 (7)	Jones	2.0
Oct. 13	at Denver:	Two tied	6	Nix	216	Two tied	6	Nix	61	Two tied	4	Vele	48	Jones	12 (11)	Two tied	1.0
Oct. 21	at Arizona:	Two tied	6	Murray	145	Conner	19	Conner	101	McBride	5	Two tied	51	White	10 (3)	Three tied	1.0
Oct. 27	New Orleans:	Grupe	6	Rattler	156	Kamara	10	Kamara	67	Olave	8	Olave	107	Werner	9 (7)	Two tied	1.0
Nov. 3	at Cleveland:	Tillman	6	Winston	235	Chubb	15	Chubb	39	Jeudy	7	Tillman	75	Bush	8 (6)	Garrett	3.0
Nov. 10	Tennessee:	Ridley	12	Levis	175	Pollard	9	Spears	47	Ridley	5	Ridley	84	Gibbens	15 (10)	None	
Nov. 17	Cincinnati:																
Nov. 25	Baltimore:																
Dec. 1	at Atlanta:																
Dec. 8	at Kansas City:																
Dec. 15	Tampa Bay:																
Dec. 22	Denver:																
TBD	at New England:																
TBD	at Las Vegas:																

REGULAR-SEASON PLAYER PARTICIPATION

2024 Season	1	2	3	4	6	7	8	9	10	11	12	13	14	15	16	17	18	Season Totals			
Player	LV	at CAR	at PIT	KC	at DEN	at ARI	NO	at CLE	TEN	CIN	BAL	at ATL	at KC	TB	DEN	at NE	at LV	GP	GS	DNP	INA
Alt, Joe	RT	RT	RT	INA	RT	RT	RT	RT	RT									8	8	0	1
Apple, Eli	—	—	—	—	—	PS	PS	PS	SUB									2	0	0	0
Barnhart, Karsen	PS	PS	PS	PS	PS	PS	PS	PS	PS									0	0	0	0
Benson, Luke	PS	PS	PS	PS	—	—	—	—	—									0	0	0	0
Bootle, Dicaprio	—	PS	PS	PS	SUB	SUB	SUB	SUB	SUB									5	0	0	0
Bosa, Joey	OLB	OLB	OLB	INA	INA	INA	SUB	SUB	SUB									6	3	0	3
Bozeman, Bradley	C	C	C	C	C	C	C	C	C									9	9	0	0
Chark Jr., DJ	IR	IR	IR	IR	IR	IR	IR	IR	INA	SUB								1	0	0	1
Collins, Chris	IR	IR	IR	IR	IR	IR	IR	IR	IR	IR								0	0	0	0
Colson, Junior	SUB	SUB	INA	INA	SUB	SUB	SUB	SUB	IR									6	0	0	2
Daniels, Braden	—	—	—	PS	—	—	—	—	—									0	0	0	0
Davis, Derius	SUB	WR	SUB	SUB	SUB	INA	INA	SUB	SUB									7	1	0	2
Dicker, Cameron	SUB	SUB	SUB	SUB	SUB	SUB	SUB	SUB	SUB									9	0	0	0
Dissly, Will	TE	TE	TE	TE	SUB	SUB	TE	TE	TE									9	7	0	0
Dobbins, J.K.	SUB	RB	RB	RB	RB	RB	RB	RB	RB									9	8	0	0
Dupree, Bud	SUB	SUB	SUB	SUB	SUB	SUB	SUB	SUB	SUB									9	0	0	0
Dye, Troy	SUB	SUB	SUB	SUB	SUB	SUB	SUB	SUB	SUB									9	0	0	0
Eboigbe, Justin	INA	INA	INA	DNP	DNP	SUB	INA	INA	INA									1	0	2	6
Edwards, Gus	RB	SUB	SUB	SUB	IR	IR	IR	IR	SUB									5	1	0	0
Fehoko, Simi	SUB	SUB	SUB	SUB	SUB	WR	WR	SUB	IR									8	2	0	1
Finley, AJ	SUB	SUB	SUB	SUB	SUB	SUB	SUB	SUB	SUB									9	0	0	0
Fisk, Tucker	PS	PS	PS	PS	PS	PS	PS	PS	PS									1	0	0	0
Fitzpatrick, Dez	PS	PS	PS	PS	PS	PS	PS	PS	PS									0	0	0	0
Ford, Poona	DL	DL	DL	DL	DL	DL	DL	DL	DL									9	9	0	0
Fox, Morgan	SUB	SUB	SUB	SUB	SUB	DL	SUB	SUB	SUB									9	1	0	0
Fulton, Kristian	CB	CB	CB	CB	CB	CB	CB	INA	INA									7	6	0	2
Gilman, Alohi	S	INA	S	S	S	S	S	S	S									8	8	0	1
Harris, Josh	SUB	SUB	SUB	SUB	SUB	SUB	SUB	SUB	SUB									9	0	0	0
Hart, Cam	SUB	SUB	SUB	SUB	CB	CB	CB	CB	CB									9	5	0	0
Haskins, Hassan	SUB	SUB	SUB	SUB	SUB	SUB	SUB	SUB	SUB									9	0	0	0
Heinicke, Taylor	INA	INA	SUB	DNP	DNP	DNP	DNP	DNP	DNP									1	0	6	2
Henley, Daiyan	LB	LB	LB	LB	LB	LB	LB	LB	LB									9	9	0	0
Herbert, Justin	QB	QB	QB	QB	QB	QB	QB	QB	QB									9	9	0	0
Hinton, Christopher	PS	PS	PS	PS	PS	PS	PS	PS	PS									0	0	0	0
Hurst, Hayden	SUB	TE	SUB	SUB	TE	INA	INA	SUB	SUB									7	2	0	2
Jaimes, Brenden	SUB	SUB	SUB	SUB	SUB	INA	SUB	INA	SUB									7	0	0	2
James Jr., Derwin	S	S	S	SUS	S	S	S	S	S									8	8	0	0
Jean-Baptiste, Jeremiah	PS	PS	PS	PS	PS	PS	PS	PS	PS									0	0	0	0
Jefferson, Tony	PS	SUB	PS	SUB	INA	PS	PS	PS	PS									2	0	0	1
Johnson, Jaylen	PS	PS	PS	PS	PS	PS	SUB	PS	PS									1	0	0	0
Johnson, Zion	LG	LG	LG	LG	LG	LG	LG	LG	LG									9	9	0	0
Johnston, Quentin	SUB	WR	WR	WR	WR	INA	INA	WR	WR									7	6	0	2
Leatherwood, Alex	PS	PS	PS	PS	PS	PS	PS	PS	PS									0	0	0	0
Leonard, Deane	SUB	SUB	SUB	INA	SUB	IR	IR	IR	IR									4	0	0	1
Lynch, Blake	—	—	—	SUB	PS	—	—	—	—									1	0	0	0
Mack, Khalil	OLB	OLB	OLB	OLB	OLB	OLB	OLB	OLB	OLB									9	9	0	0
Matlock, Scott	FB	SUB	FB	FB	FB	FB	SUB	FB	SUB									9	5	0	0
McConkey, Ladd	WR	SUB	WR	WR	WR	WR	WR	WR	WR									9	8	0	0
McFadden, Jordan	INA	INA	INA	SUB	INA	INA	INA	INA	INA									1	0	0	8
McLellan, Tyler	IR	IR	IR	IR	IR	IR	IR	IR	IR									0	0	0	0
Molden, Elijah	SUB	S	3S	S	SUB	SUB	CB	CB	CB									9	6	0	0
Morris-Brash, Tre'Mon	PS	PS	PS	PS	PS	PS	PS	PS	PS									0	0	0	0
Murphy, Caleb	—	—	—	—	—	—	—	PS	SUB									1	0	0	0
Mustipher, Sam	PS	PS	PS	RG	PS	SUB	PS	SUB	SUB									4	1	0	0
Niemann, Nick	IR/DFR	IR/DFR	IR/DFR	IR/DFR	SUB	SUB	SUB	SUB	SUB									5	0	0	0
Ogbonnia, Otito	DL	DL	DL	DL	DL	DL	DL	DL	DL									9	9	0	0
Okoye, CJ	PS	PS	PS	PS	PS	PS	PS	PS	PS									0	0	0	0
Palmer, Joshua	WR	SUB	INA	SUB	SUB	WR	WR	SUB	SUB									8	3	0	1
Patterson, Jaret	PS	PS	PS	PS	PS	PS	PS	PS	PS									0	0	0	0
Perryman, Denzel	LB	LB	LB	LB	LB	LB	LB	LB	LB									9	9	0	0
Pipkins III, Trey	RG	RG	RG	RT	RG	RG	RG	RG	INA									8	8	0	1
Quarterman, Shaquille	SUB	SUB	SUB	PS	—	—	—	—	—									3	0	0	0
Reagor, Jalen	—	—	—	PS	PS	SUB	SUB	SUB	WR									4	1	0	0
Rice, Brenden	INA	INA	SUB	SUB	INA	SUB	DNP	IR	IR									3	0	1	3
Rumph II, Chris	IR	IR	IR	IR	IR	IR	IR	IR	IR									0	0	0	0
Salyer, Jamaree	SUB	SUB	SUB	LT	SUB	SUB	SUB	SUB	RG									9	2	0	0
Samuel Jr., Asante	CB	CB	CB	CB	IR	IR	IR	IR	IR									4	4	0	0
Sarell, Foster	DNP	DNP	DNP	SUB	SUB	DNP	DNP	DNP	SUB									3	0	6	0
Scott, JK	SUB	SUB	SUB	SUB	SUB	SUB	SUB	SUB	SUB									9	0	0	0
Shelton, Nehemiah	—	PS	PS	—	PS	—	—	—	—									0	0	0	0
Slater, Rashawn	LT	LT	LT	INA	LT	LT	LT	LT	LT									8	8	0	1
Smartt, Stone	SUB	SUB	SUB	SUB	SUB	SUB	SUB	INA	INA									7	0	0	2
Stick, Easton	DNP	DNP	DNP	DNP	INA	INA	INA	INA	INA									0	0	4	5
Still, Tarheeb	INA	INA	INA	CB	CB	CB	SUB	CB	CB									6	5	0	3
Tart, Tear	SUB	SUB	SUB	SUB	SUB	SUB	SUB	SUB	SUB									9	0	0	0
Taylor, Ja'Sir	3CB	3CB	SUB	INA	INA	SUB	SUB	SUB	SUB									7	2	0	2
Tomlinson, Eric	SUB	SUB	SUB	SUB	SUB	TE	SUB	SUB	PS									8	1	0	0
Tuipulotu, Tuli	SUB	SUB	SUB	OLB	OLB	OLB	OLB	OLB	OLB									9	8	0	0
Wade, Shaun	PS	PS	PS	PS	PS	DNP	PS	PS	PS									0	0	1	0
Williams, Bucky	IR	IR	IR	IR	IR	IR	IR	IR	IR									0	0	0	0
Vidal, Kimani	INA	INA	INA	INA	SUB	SUB	SUB	SUB	INA									4	0	0	5

STARTERS FOR EACH GAME IN BOLD:

DNP — Did Not Play, DNR — Reserve/Did Not Report, E/CP — Exempt/Commissioner Permission, INA — Inactive, IR — Reserve/Injured, IR/DFR — Reserve Injured; Designated for Return, COVID — Reserve/COVID-19, NFL — Non-Football Illness List, PS — Practice Squad, PS/INJ — Practice Squad; Injured List, PUP — Reserve/Physically Unable to Perform, SUB — Substitute, SUS — Reserve/Suspended, 2RB — Started as Second Running Back, 2TE — Started as Second Tight End, 3TE — Started as Third Tight End, CB — Started as Additional Cornerback, 3S — Started as Third Safety, 3WR — Started as Third Wide Receiver.

REGULAR SEASON SINGLE-GAME HIGHS

INDIVIDUAL

Passing

Longest Scoring Pass — 66, J.Herbert to Q. Johnston,
Nov. 3 at Cleveland
Longest Non-Scoring Pass — 45, J.Herbert to J.Palmer,
Oct. 27 vs. New Orleans
Most Passing Attempts — 39, J.Herbert, Oct. 21 at Arizona
Most Completions — 27, J.Herbert, Oct. 21 at Arizona
Most Passing Yards — 349, J.Herbert, Oct. 21 at Arizona
Most Passing Touchdowns — 2, Last: J.Herbert, Nov. 3 at Cleveland
Highest Completion Percentage (min. 20 att.) — 70.0, J.Herbert,
Sept. 15 at Car.
Highest Passer Rating (min. 20 att.) — 125.8, J.Herbert,
Nov. 3 at Cleveland

Rushing

Longest Scoring Run — 43, J.Dobbins, Sept. 15 at Car.
Longest Non-Scoring Run — 61, J.Dobbins, Sept. 8 vs. L.V.
Most Rushing Attempts — 25, J.Dobbins, Oct. 13 at Den.
Most Rushing Yards — 135, J.Dobbins, Sept. 8 vs. L.V.
Most Rushing Touchdowns — 2, J.Dobbins, Nov. 3 at Cleveland

Receiving

Most Receptions — 8, W.Dissly, Oct. 21 at Arizona
Most Receiving Yards — 118, Q.Johnston, Nov. 3 at Cleveland
Most Receiving Touchdowns — 2, Last: L. McConkey,
Oct. 27 vs. New Orleans

Total Offense

Most Total Yards from Scrimmage — 139, J.Dobbins, Sept. 8 vs. L.V.
Most Touchdowns — 2, Last: L. McConkey,
Oct. 27 vs. New Orleans

Special Teams

Longest Punt — 67, J.Scott, Oct. 27 vs. New Orleans
Longest Field Goal — 59, C.Dicker, Oct. 21 at Arizona
Most Attempted Field Goals — 5, C. Dicker, Oct. 21 at Arizona
Most Made Field Goals — 5, C. Dicker, Oct. 21 at Arizona

Returns

Longest Kickoff Return — 56, D.Davis, Nov. 10 vs. Tennessee
Longest Punt Return — 53, D.Davis, Nov. 3 at Cleveland
Longest Interception Return — 29, K.Fulton, Sept. 29 vs. K.C.
Longest Fumble Return — 22, K.Mack, Sept. 8 vs. L.V.

Defense

Most Interceptions — 1, Last: E. Molden, A.Gilman and T.Still,
Nov. 3 at Cleveland
Most Tackles — 13, Last: D.Henley, Nov. 10 vs. Tennessee
Most Solo Tackles — 10, D.Henley, Nov. 10 vs. Tennessee
Most Sacks — 2.5, T.Tuipulotu, Nov. 3 at Cleveland
Most Passes Defensed — 3, Last: E.Molden and T.Still,
Nov. 3 at Cleveland

TEAM

Most, Offense

First Downs — 23, Nov. 10 vs. Tennessee
Rushing Attempts — 44, Sept. 15 at Carolina
Rushing Yards — 219, Sept. 15 at Carolina
Rushing Touchdowns — 2, Nov. 3 at Cleveland
Passing Attempts — 39, Oct. 21 at Arizona
Completions — 27, Oct. 21 at Arizona
Net Passing Yards — 336, Oct. 21 at Arizona
Touchdowns Thrown — 2, Last: Nov. 3 at Cleveland
Offensive Plays — 78, Oct. 13 at Denver
Total Offense — 395, Oct. 21 at Arizona
Time of Possession — 37:23, Oct. 13 at Denver

Most, Turnovers

Turnovers — 2, Oct. 21 at Arizona
Interceptions Thrown — 1, Sept. 15 at Carolina
Fumbles — 3, Oct. 21 at Arizona
Fumbles Lost — 2, Oct. 21 at Arizona

Longest Scoring Drives

Plays — 20, Oct. 13 at Denver
Yards — 95, Nov. 10 vs. Tennessee
Time — 10:29, Oct. 13 at Denver

Shortest Scoring Drives

Plays — 2, Oct. 27 vs. New Orleans
Yards — 5, Sept. 8 vs. Las Vegas
Time — 0:47, Sept. 8 vs. Las Vegas

Fewest, Defense

First Downs Allowed — 7, Sept. 15 at Carolina
Rushing Attempts Allowed — 18, Oct. 13 at Denver
Rushing Yards Allowed — 71, Sept. 8 vs. Las Vegas
Passing Attempts Allowed — 23, Nov. 10 vs. Tennessee
Completions Allowed — 14, Oct. 21 at Arizona
Net Passing Yards Allowed — 69, Sept. 8 vs. Las Vegas
Total Plays Allowed — 48, Sept. 15 at Carolina
Total Yards Allowed — 159, Sept. 15 at Carolina

Most, Defense

Takeaways — 3, Last: Nov. 3 at Cleveland
Interceptions — 3, Nov. 3 at Cleveland
Fumbles Forced — 2, Sept. 8 vs. Las Vegas
Fumbles Recovered — 2, Sept. 8 vs. Las Vegas
Passes Defensed — 12, Nov. 3 at Cleveland
Sacks — 7, Nov. 10 vs. Tennessee

GAME-BY-GAME PASSES DEFENSED

Sept. 8	Las Vegas:	Poona Ford (2), Junior Colson (1), Bud Dupree (1), Khalil Mack (1).
Sept. 15 at	Carolina:	Kristian Fulton (1), Deane Leonard (1), Scott Matlock (1), Elijah Molden (1), Asante Samuel Jr. (1).
Sept. 22 at	Pittsburgh:	Bud Dupree (1), Alohi Gilman (1), Daiyan Henley (1), Asante Samuel Jr. (1).
Sept. 29	Kansas City:	Kristian Fulton (2), Khalil Mack (1), Otito Ogbornia(1), Tuli Tuipulotu (1).
Oct. 13 at	Denver:	Derwin James Jr. (2), Alohi Gilman (1), Khalil Mack (1), Elijah Molden (1), Tarheeb Still (1).
Oct. 21 at	Arizona:	Khalil Mack (2), Cam Hart (1), Daiyan Henley (1), Teair Tart (1), Ja'Sir Taylor (1).
Oct. 27	New Orleans:	Ja'Sir Taylor (2), Daiyan Henley (1), Tuli Tuipulotu (1), Teair Tart (1).
Nov. 3 at	Cleveland:	Elijah Molden (3), Tarheeb Still (3), Derwin James Jr. (2), Daiyan Henley (1), Alohi Gilman (1), Morgan Fox (1), Nick Niemann (1).
Nov. 10	Tennessee:	Cam Hart (1)
Nov. 17	Cincinnati:	
Nov. 25	Baltimore:	
Dec. 1 at	Atlanta:	
Dec. 8 at	Kansas City:	
Dec. 15	Tampa Bay:	
Dec. 22	Denver:	
TBD at	New England:	
TBD at	Las Vegas:	

SEASON TOTALS (49)

Name	No.	Name	No.
Khalil Mack	5	Cam Hart	2
Elijah Molden	5	Asante Samuel Jr.	2
Daiyan Henley	4	Teair Tart	2
Derwin James Jr.	4	Tuli Tuipulotu	2
Tarheeb Still	4	Junior Colson	1
Kristian Fulton	3	Morgan Fox	1
Alohi Gilman	3	Deane Leonard	1
Ja'Sir Taylor	3	Scott Matlock	1
Bud Dupree	2	Nick Niemann	1
Poona Ford	2	Otito Ogbornia	1

GAME-BY-GAME SACKS

Sept. 8	Las Vegas:	Khalil Mack (1.5), Joey Bosa (1.0), Team Sacks (1.0), Morgan Fox (0.5).
Sept. 15 at	Carolina:	Joey Bosa (1.0), Denzel Perryman (1.0).
Sept. 22 at	Pittsburgh:	Derwin James Jr. (1.0), Khalil Mack (1.0).
Sept. 29	Kansas City:	Bud Dupree (2.0), Troy Dye (0.5), Tarheeb Still (0.5).
Oct. 13 at	Denver:	Morgan Fox (1.0), Alohi Gilman (1.0).
Oct. 21 at	Arizona:	None.
Oct. 27	New Orleans:	Khalil Mack (1.0), Bud Dupree (1.0), Poona Ford (1.0), Scott Matlock (1.0), Tuli Tuipulotu (1.0).
Nov. 3 at	Cleveland:	Tuli Tuipulotu (2.5), Morgan Fox (2.0), Khalil Mack (1), Cam Hart (0.5).
Nov. 10	Tennessee:	Bud Dupree (2.0), Tuli Tuipulotu (2.0), Joey Bosa (1.0), Poona Ford (1.0), Daiyan Henley (1.0)
Nov. 17	Cincinnati:	
Nov. 25	Baltimore:	
Dec. 1 at	Atlanta:	
Dec. 8 at	Kansas City:	
Dec. 15	Tampa Bay:	
Dec. 22	Denver:	
TBD at	New England:	
TBD at	Las Vegas:	

SEASON TOTALS (31.0)

Name	No.	Name	No.
Tuli Tuipulotu	5.5	Denzel Perryman	1.0
Bud Dupree	5.0	Troy Dye	0.5
Khalil Mack	4.5	Cam Hart	0.5
Morgan Fox	3.5	Tarheeb Still	0.5
Joey Bosa	3.0	Team	1.0
Poona Ford	2.0		
Daiyan Henley	1.0		
Derwin James Jr.	1.0		
Scott Matlock	1.0		
Alohi Gilman	1.0		

RECORDS

INDIVIDUAL RECORDS

*NFL Record

POINTS

Most Seasons Leading League

- 1 Nate Kaeding, 2009
- LaDainian Tomlinson, 2006
- John Carney, 1994

Most, Career

- 1,076 John Carney, 1990-2000
- 918 LaDainian Tomlinson, 2001-09
- 889 Nate Kaeding, 2004-12

Most, Season

- 186* LaDainian Tomlinson, 2006
- 146 Nate Kaeding, 2009
- 144 Nick Novak, 2013

Most, Season, Non-Kickers

- 186* LaDainian Tomlinson, 2006
- 124 Austin Ekeler, 2021
- 120 LaDainian Tomlinson, 2005

Most, Season, Rookie

- 114 Nate Kaeding, 2004
- 106 Josh Lambo, 2015
- Dennis ParTEE, 1968
- 94 Herb Travenio, 1965

Most, Game

- 30 Kellen Winslow, Nov. 22, 1981 at Oakland
- 24 (10x) Last: Austin Ekeler, Nov. 21, 2021 vs. Pit.
- 20 Mike Williams, Dec. 13, 2018 at Kansas City

TOUCHDOWNS

Most Seasons Leading League

- 3 Lance Alworth, 1964, 1965, 1966
- 2 Austin Ekeler, 2021, 2022
- 1 LaDainian Tomlinson, 2006
- Chuck Muncie, 1981

Most, Career

- 153 LaDainian Tomlinson, 2001-09
- 116 Antonio Gates, 2003-18
- 83 Lance Alworth, 1962-70

Most, Season

- 31* LaDainian Tomlinson, 2006
- 20 Austin Ekeler, 2021
- LaDainian Tomlinson, 2005
- 19 Chuck Muncie, 1981

Most, Game

- 5 Kellen Winslow, Nov. 22, 1981 at Oakland
- 4 (10x) Last: Austin Ekeler, Nov. 21, 2021 vs. Pit.
- 3 (46x) Last: A.Ekeler, Oct. 2, 2022 at Hou.

Most Consecutive Games

- 18* LaDainian Tomlinson, 2004-05
- 10 LaDainian Tomlinson, 2006
- 9 Antonio Gates, 2009-10
- Natrone Means, 1993-94
- Lance Alworth, 1963

POINTS AFTER TOUCHDOWN

Most Seasons Leading League

- 2 Nate Kaeding, 2006
- Rolf Benirschke, 1981, 1982
- 1 Herb Travenio, 1965

Most, Career

- 349 Nate Kaeding, 2004-12
- 328 Rolf Benirschke, 1977-86
- 293 John Carney, 1990-2000

Most, Season

- 58 Nate Kaeding, 2006
- 55 Rolf Benirschke, 1981
- 54 Nate Kaeding, 2004

Most, Game

- 7 (6x) Last: N.Kaeding, Dec. 28, 2008 vs. Den.
- 6 (30x) Last: M.Badgley, Dec. 8, 2019 at. Jax.
- 5 (55x) Last: C.Dicker, Nov. 12, 2023 vs. Detroit

Most Consecutive

- 250 Nate Kaeding, 2004-09
- 128 Nick Novak, 2011-14
- 87 Rolf Benirschke, 1983-86

Most Attempts, Career

- 352 Rolf Benirschke, 1977-86
- 351 Nate Kaeding, 2004-12
- 298 John Carney, 1990-2000

Most Attempts, Season

- 61 Rolf Benirschke, 1981
- 58 Nate Kaeding, 2006
- 55 Nate Kaeding, 2004
- Bob Thomas, 1985

Most Attempts, Game

- 8 Rolf Benirschke, Nov. 22, 1981 at Oakland
- 7 (6x) Last: N.Kaeding, Dec. 28, 2008 vs. Den.
- 6 (38x) Last: M. Badgley, Dec. 8, 2019 at. Jax.

TWO-POINT CONVERSIONS

Most Seasons Leading League

- 1 Ladarius Green, 2015
- Mikhael Ricks, 1999
- Ronnie Harmon, 1994

Most, Career

- 3 Ronnie Harmon, 1990-95
- 2 Keenan Allen, 2013-23
- Jared Cook, 2021
- Austin Ekeler, 2017-23
- Mike Williams, 2017-23
- Antonio Gates, 2003-18
- Melvin Gordon, 2015-19
- Ladarius Green, 2012-15
- Legedu Naanee, 2007-10
- Dave Kocourek, 1960-65

Most, Season

- 3 Ronnie Harmon, 1994
- 2 Jared Cook, 2021
- Austin Ekeler, 2021
- Melvin Gordon, 2018
- Antonio Gates, 2018
- 1 (36x) Last: Trey Pipkins, 2023

Most, Game

- 2* Ladarius Green, Oct. 25, 2015 vs. Oakland
- 1 (44x) Last: Trey Pipkins, Sept. 17, 2023 at Ten.

FIELD GOALS

Most Seasons Leading League

- 1 Nate Kaeding, 2009
- John Carney, 1994

Most, Career

- 261 John Carney, 1990-2000
- 180 Nate Kaeding, 2004-12
- 146 Rolf Benirschke, 1977-86

Most, Season

- 34 Nick Novak, 2013
- John Carney, 1994
- 32 Nate Kaeding, 2009
- 31 Cameron Dicker, 2023
- John Carney, 1993, 1999

Most, Game

- 6 (3x) Last: G.Davis, Oct. 5, 1997 at Oakland
- 5 (13x) Last: C.Dicker, Oct. 21, 2024 at Arizona
- 4 (39x) Last: C.Dicker, Oct. 21, 2024 at Arizona

Most, Game, No Misses

- 6 (3x) Last: G.Davis, Oct. 5, 1997 at Oakland
- 5 (12x) Last: C.Dicker, Oct. 21, 2024 at Arizona
- 4 (28x) Last: C.Dicker, Oct. 21, 2024 at Arizona

Highest Percentage, Career (min. 100 att.)

- 87.0 Nate Kaeding, 2004-12 (180-of-207)
- 84.6 Nick Novak, 2011-14, '17 (110-of-130)
- 81.6 John Carney, 1990-2000 (261-of-320)

Highest Percentage, Season (min. 15 att.)

- 95.0 Cameron Dicker, 2022 (19-of-20)
- 93.9 Cameron Dicker, 2023 (31-of-33)
- 93.8 Michael Badgley, 2018 (15-of-16)

Most Consecutive

- 32 Nick Novak, 2013-14
- 29 John Carney, 1992-93
- 22 Nate Kaeding, 2009-10

Most Attempts, Career

- 320 John Carney, 1990-2000
- 208 Rolf Benirschke, 1977-86
- 207 Nate Kaeding, 2004-12

Most Attempts, Season

- 40 John Carney, 1993
- 39 Michael Badgley, 2020
- 38 John Carney, 1994

Most Attempts, Game

- 7 Dick Van Raaphorst, Oct. 8, 1966 at N.Y. Jets
- 6 (6x) Last: Steve Christie, Dec. 1, 2002 vs. Den.
- 5 (27x) Last: C.Dicker, Oct. 21, 2024 at Arizona

Longest

- 59 Cameron Dicker, Oct. 21, 2024 at Arizona
- Michael Badgley, Dec. 9, 2018 vs. Cincinnati
- 57 Nate Kaeding, Dec. 21, 2008 at Tampa Bay
- 55 Cameron Dicker, Nov. 6, 2023 at N.Y. Jets
- Cameron Dicker, Oct. 22, 2023 at Kansas City
- Nate Kaeding, Nov. 29, 2009 vs. Kansas City

RUSHING YARDS

Most Seasons Leading League

- 2 LaDainian Tomlinson, 2006, 2007
- 1 Dick Post, 1968
Paul Lowe, 1965

Most, Career

- 12,490 LaDainian Tomlinson, 2001-09
- 4,972 Paul Lowe, 1960-68
- 4,355 Austin Ekeler, 2017-23

Most, Season

- 1,815 LaDainian Tomlinson, 2006
- 1,683 LaDainian Tomlinson, 2002
- 1,645 LaDainian Tomlinson, 2003

Most, Game

- 243 LaDainian Tomlinson, Dec. 28, 2003 vs. Oak.
- 220 LaDainian Tomlinson, Dec. 1, 2002 vs. Denver
- 217 LaDainian Tomlinson, Sept. 29, 2002 vs. N.E.
Gary Anderson, Dec. 18, 1988 vs. Kansas City

Most Games 100 Yards or More, Career

- 46 LaDainian Tomlinson, 2001-09
- 15 Natrone Means, 1993-99
Paul Lowe, 1960-68
- 12 Ryan Mathews, 2010-14

Most Games 100 Yards or More, Season

- 10 LaDainian Tomlinson, 2006
- 7 LaDainian Tomlinson, 2002
Don Woods, 1974
- 6 Ryan Mathews, 2013
LaDainian Tomlinson, 2007
LaDainian Tomlinson, 2004
LaDainian Tomlinson, 2003
Natrone Means, 1994

Most Consecutive Games, 100 Yards or More

- 9 LaDainian Tomlinson, 2006
- 5 Natrone Means, 1994
- 4 LaDainian Tomlinson, 2007

Most Games 200 Yards or More, Career

- 4 LaDainian Tomlinson, 2001-09
- 1 Gary Anderson, 1985-88

Longest Run

- 87t Melvin Gordon, Oct. 29, 2017 at New England
Paul Lowe, Sept. 10, 1961 at Dallas Texans
- 86t Keith Lincoln, Sept. 30, 1962 at Oakland
- 85t LaDainian Tomlinson, Dec. 17, 2006 vs. K.C.

RUSHING TOUCHDOWNS

Most Seasons Leading League

- 3 LaDainian Tomlinson, 2004, 2006, 2007
- 1 Chuck Muncie, 1981
Paul Lowe, 1961, 1965

Most, Career

- 138 LaDainian Tomlinson, 2001-09
- 43 Chuck Muncie, 1980-84
- 39 Austin Ekeler, 2017-23

Most, Season

- 28* LaDainian Tomlinson, 2006
- 19 Chuck Muncie, 1981
- 18 LaDainian Tomlinson, 2005

Most, Game

- 4 LaDainian Tomlinson, Oct. 14, 2007 vs. Oak.
LaDainian Tomlinson, Nov. 12, 2006 at Cin.
LaDainian Tomlinson, Oct. 15, 2006 at S.F.
Chuck Muncie, Nov. 29, 1981 vs. Denver
Clarence Williams, Sept. 16, 1979 vs. Buffalo
- 3 (22x), Last: M.Gordon, Oct. 15, 2018 at Cle.
- 2 (125x), Last: J.Dobbins, Nov. 3, 2024 at Cle.

Most Consecutive Games

- 18* LaDainian Tomlinson, 2004-05
- 9 Natrone Means, 1993-94
- 8 LaDainian Tomlinson, 2006

RUSHING AVERAGE

Most Seasons Leading League (min. 100 att.)

- 2 Paul Lowe, 1960, 1965
- 1 Dickie Post, 1968
Brad Hubbard, 1967
Keith Lincoln, 1963

Highest, Career (minimum 500 att.)

- 4.90 Paul Lowe, 1960-68
- 4.71 Keith Lincoln, 1961-66, '68
- 4.43 Dickie Post, 1967-70

Highest, Season (minimum 100 att.)

- 6.45 Keith Lincoln, 1963
- 6.29 Paul Lowe, 1960
- 5.71 Paul Lowe, 1963

Highest, Game (minimum 10 att.)

- 14.7 Michael Turner, Oct. 7, 2007 at Denver
- 13.8 Keith Lincoln, Sept. 30, 1962 at Oakland
- 13.5 J.K. Dobbins, Sept. 8, 2024 vs. Las Vegas

RUSHING ATTEMPTS

Most, Career

- 2,880 LaDainian Tomlinson, 2001-09
- 1,059 Melvin Gordon, 2015-19
- 1,031 Marion Butts, 1989-93

Most, Season

- 372 LaDainian Tomlinson, 2002
- 348 LaDainian Tomlinson, 2006
- 343 Natrone Means, 1994

Most, Game

- 39 LaDainian Tomlinson, Oct. 20, 2002 at Oak.
Marion Butts, Dec. 17, 1989 at Kansas City
- 37 (3x) Last: L.Tomlinson, Nov. 21, 2004 at Oak.
- 36 LaDainian Tomlinson, Sept. 9, 2001 vs. Was.
Gary Brown, Oct. 5, 1997 at Oakland

PASSING ATTEMPTS

Most Seasons Leading League

- 2 Dan Fouts, 1980, 1981
John Hadl, 1968, 1971
- 1 Philip Rivers, 2015

Most, Career

- 7,591 Philip Rivers, 2004-19
- 5,604 Dan Fouts, 1973-87
- 3,640 John Hadl, 1962-72

Most, Season

- 699 Justin Herbert, 2022
- 672 Justin Herbert, 2021
- 661 Philip Rivers, 2015

Most, Game

- 65 Philip Rivers, Oct. 18, 2015 at Green Bay
- 64 Justin Herbert, Jan. 9, 2022 at Las Vegas (OT)
- 58 Philip Rivers, Oct. 25, 2015 vs. Oakland
Mark Herrmann, Dec. 22, 1985 at K.C.

PASS COMPLETIONS

Most Seasons Leading League

- 2 Dan Fouts, 1980, 1981
John Hadl, 1968, 1971
- 1 Philip Rivers, 2015

Most, Career

- 4,908 Philip Rivers, 2004-19
- 3,297 Dan Fouts, 1973-1987
- 1,824 John Hadl, 1962-1972

Most, Season

- 477 Justin Herbert, 2022
- 443 Justin Herbert, 2021
- 437 Philip Rivers, 2015

Most, Game

- 43 Philip Rivers, Oct. 18, 2015 at Green Bay
- 40 Justin Herbert, Sept. 24, 2023 at Minnesota
- 39 Justin Herbert, Dec. 11, 2022 vs. Miami

Most Consecutive

- 25* Philip Rivers, Nov. 25, 2018 vs. Arizona
- 22 Philip Rivers, Sept. 13, 2015 vs. Detroit –
Sept. 20, 2015 at Cincinnati
- 20 Philip Rivers, Sept. 13, 2015 vs. Detroit

COMPLETION PERCENTAGE

Most Seasons Leading League (min. 140 att.)

- 1 Philip Rivers, 2013
Mark Herrmann, 1985
Dan Fouts, 1979
Tobin Rote, 1963

Highest, Career (minimum 500 att.)

- 66.5 Justin Herbert, 2020-24
- 64.7 Philip Rivers, 2004-19
- 62.2 Drew Brees, 2001-05

Highest, Season (minimum 140 att.)

- 69.5 Philip Rivers, 2013
- 68.2 Justin Herbert, 2022
- 68.3 Philip Rivers, 2018

Highest, Game (minimum 20 att.)

- 96.6 Philip Rivers, Nov. 25, 2018 vs. Ari. (28-of-29)
- 90.0 Philip Rivers, Nov. 1, 2012 vs. K.C. (18-of-20)
- 88.0 Drew Brees, Oct. 31, 2004 vs. Oak. (22-of-25)

PASSING YARDS

Most Seasons Leading League

- 4 Dan Fouts, 1979, 1980, 1981, 1982
- 3 John Hadl, 1965, 1968, 1971
- 1 Philip Rivers, 2010

Most, Career

- 59,271 Philip Rivers, 2004-19
- 43,040 Dan Fouts, 1973-87
- 26,938 John Hadl, 1962-72

Most, Season

- 5,014 Justin Herbert, 2021
- 4,802 Dan Fouts, 1981
- 4,792 Philip Rivers, 2015

Most, Game

- 503 Philip Rivers, Oct. 18, 2015 at Green Bay
- 455 Philip Rivers, Sept. 26, 2010 at Seattle
- 444 Dan Fouts, Dec. 11, 1982 at San Francisco
Dan Fouts, Oct. 19, 1980 vs. N.Y. Giants

Most Games 300 Yards or More, Career

- 70 Philip Rivers, 2004-19
- 51 Dan Fouts, 1973-87
- 26 Justin Herbert, 2020-24

Most Games 300 Yards or More, Season

- 9 Justin Herbert, 2021
- 8 Justin Herbert, 2020
Philip Rivers, 2015, 2019
Dan Fouts, 1980
- 7 Dan Fouts, 1981, 1985

Most Consecutive Games, 300 Yards or More

- 5 Philip Rivers, 2015
- 4 Dan Fouts, 1979, 1980-81
- 3 Justin Herbert, 2020-21, 2021, 2022
Philip Rivers, 2010-11, 2016, 2017
Dan Fouts, 1980, 1985
John Hadl, 1967

Most Games 400 Yards or More, Career

- 11 Philip Rivers, 2004-19
- 6 Dan Fouts, 1973-87
- 1 Justin Herbert, 2020-24
Jim Harbaugh, 1999-2000

Longest Completion

- 99t* Stan Humphries, Sept. 18, 1994 at Seattle
- 91t Jack Kemp, Nov. 12, 1961 at Denver
- 88t Ed Luther, Dec. 3, 1984 vs. Chicago

TOUCHDOWN PASSES

Most Seasons Leading League

- 2 Dan Fouts, 1981, 1982
John Hadl, 1968, 1971
- 1 Philip Rivers, 2008

Most, Career

- 397 Philip Rivers, 2004-19
- 254 Dan Fouts, 1973-87
- 201 John Hadl, 1962-72

Most, Season

- 38 Justin Herbert, 2021
- 34 Philip Rivers, 2008
- 33 Philip Rivers, 2017-18
Dan Fouts, 1981

Most, Game

- 6 Dan Fouts, Nov. 22, 1981 at Oakland
- 5 (4x), Last: Drew Brees, Oct. 31, 2004 vs. Oak.
- 4 (32x), Last: J.Herbert, Nov. 12, 2023 vs. Det.

Most Consecutive Games

- 28 Philip Rivers, 2012-14
- 27 Philip Rivers, 2017-18
- 26 Justin Herbert, 2020-23

INTERCEPTIONS THROWN

Most Seasons Leading League (Most INTs)

- 2 Philip Rivers, 2014, 2016
John Hadl, 1968, 1972

Most, Career

- 242 Dan Fouts, 1973-87
- 211 John Hadl, 1962-72
- 198 Philip Rivers, 2004-19

Most, Season

- 32 John Hadl, 1968
- 26 John Hadl, 1972
- 25 John Hadl, 1971
Jack Kemp, 1960

Most, Game

- 6 Ed Luther, Oct. 31, 1983 vs. Washington
John Hadl, Dec. 8, 1968 vs. Kansas City
- 5 (9x), Last: C.Wheilihan, Dec. 13, 1998 at Sea.
- 4 (33x), Last: P.Rivers, Nov. 18, 2019 vs. K.C.

Fewest, Season (minimum 150 att.)

- 1 Justin Herbert, 2024 (223 att.)
Easton Stick, 2023 (174 att.)
- 3 Ed Luther, 1984 (151 att.)
- 4 Doug Flutie, 2003 (167 att.)
John Friesz, 1993 (238 att.)

Most Consecutive Attempts, None Intercepted

- 233 Justin Herbert, Dec. 26, 2022-Oct. 1, 2023
- 210 Justin Herbert, Sept. 15, 2024-Nov. 10, 2024
- 194 Drew Brees, Oct. 17-Dec. 5, 2004

Lowest Percentage, Season (minimum 150 att.)

- 0.4 Justin Herbert, 2024
- 0.6 Easton Stick, 2023
- 1.4 Justin Herbert, 2022
- 1.5 Justin Herbert, 2023

PASSER RATING

Most Seasons Leading League (min. 300 att.)

- 1 Philip Rivers, 2008

Highest, Career (minimum 500 att.)

- 96.4 Justin Herbert, 2020-24
- 95.1 Philip Rivers, 2004-19
- 84.9 Drew Brees, 2001-05

Highest, Season (minimum 300 att.)

- 105.5 Philip Rivers, 2008, 2013, 2018
- 104.8 Drew Brees, 2004
- 104.4 Philip Rivers, 2009

Highest, Game (minimum 20 att.)

- 157.1 Dan Fouts, Sept. 7, 1981 at Cleveland
- 154.4 Philip Rivers, Dec. 8, 2019 at Jacksonville
- 153.1 Drew Brees, Oct. 31, 2004 vs. Oakland

RECEIVING YARDS

Most Seasons Leading League

- 3 Lance Alworth, 1965, 1966, 1968
- 1 Wes Chandler, 1982
John Jefferson, 1980

Most, Career

- 11,841 Antonio Gates, 2003-18
- 10,530 Keenan Allen, 2013-23
- 9,584 Lance Alworth, 1962-70

Most, Season

- 1,602 Lance Alworth, 1965
- 1,393 Keenan Allen, 2017
- 1,383 Lance Alworth, 1966

Most, Game

- 260 Wes Chandler, Dec. 20, 1982 vs. Cincinnati
- 243 Wes Chandler, Sept. 15, 1985 vs. Seattle
- 232 Lance Alworth, Oct. 20, 1963 at Kansas City

Most Games 100 Yards or More, Career

- 41 Lance Alworth, 1962-70
- 38 Keenan Allen, 2013-23
- 24 Kellen Winslow, 1979-87

Most Games 100 Yards or More, Season

- 9 Lance Alworth, 1965
- 8 Lance Alworth, 1966
- 7 Keenan Allen, 2017
John Jefferson, 1980

Most Consecutive Games, 100 Yards or More

- 5 Lance Alworth, 1966
- 4 Keenan Allen, 2017
Wes Chandler, 1982
John Jefferson, 1979-80
Charlie Joiner, 1976
Lance Alworth, 1968
Lance Alworth, 1965
- 3 Keenan Allen, 2023
Kellen Winslow, 1982
Kellen Winslow, 1980
John Jefferson, 1980
John Jefferson, 1979
Gary Garrison, 1971
Lance Alworth, 1967
Lance Alworth, 1965
Lance Alworth, 1964

Most Games 200 Yards or More, Career

- 5* Lance Alworth, 1962-70
- 2 Wes Chandler, 1981-87
- 1 Keenan Allen, 2013-23
Malcom Floyd, 2004-15

Longest Reception

- 99t* Tony Martin, Sept. 18, 1994 at Seattle
- 91t Keith Lincoln, Nov. 12, 1961 at Denver
- 88t Bobby Duckworth, Dec. 3, 1984 at Chicago

RECEIVING AVERAGE

Most Seasons Leading League (min. 35 rec.)

- 1 Mike Williams, 2019
Malcom Floyd, 2011
Wes Chandler, 1982
Gary Garrison, 1970
Lance Alworth, 1965

Average per Catch, Career (minimum 250 rec.)

- 19.4 Lance Alworth, 1962-70
- 18.6 Gary Garrison, 1966-76
- 17.5 Vincent Jackson, 2005-11

Average per Catch, Season (minimum 35 rec.)

- 23.2 Lance Alworth, 1965
- 22.9 Gary Garrison, 1970
- 21.2 Gary Garrison, 1968, 1971

Highest, Game (minimum 5 rec.)

- 36.0 Lance Alworth, Nov. 2, 1963 at New York Jets
- 33.6 Lance Alworth, Nov. 15, 1964 at Kansas City
- 32.0 Lance Alworth, Dec. 19, 1965 vs. Oakland

RECEPTIONS

Most Seasons Leading League

- 3 Lance Alworth, 1966, 1968, 1969
- 2 Kellen Winslow, 1980, 1981

Most, Career

- 955 Antonio Gates, 2003-18
- 904 Keenan Allen, 2013-23
- 586 Charlie Joiner, 1976-86

Most, Season

- 108 Keenan Allen, 2023
- 107 Austin Ekeler, 2022
- 106 Keenan Allen, 2021

Most, Game

- 18 Keenan Allen, Sept. 24, 2023 at Minnesota
- 16 Keenan Allen, Nov. 22, 2020 vs. N.Y. Jets
- 15 Austin Ekeler, Oct. 6, 2019 vs. Denver
Keenan Allen, Sept. 13, 2015 vs. Detroit
Kellen Winslow, Oct. 7, 1984 at Green Bay

Most Consecutive Games With a Catch

- 96 Lance Alworth, 1962-69
- 80 Antonio Gates, 2003-08
- 78 Charlie Joiner, 1978-84

RECEIVING TOUCHDOWNS

Most Seasons Leading League

- 3 Lance Alworth, 1964, 1965, 1966
- 2 John Jefferson, 1978, 1980
- 1 Tony Martin, 1996
Wes Chandler, 1982

Most, Career

- 116 Antonio Gates, 2003-18
- 81 Lance Alworth, 1962-70
- 59 Keenan Allen, 2013-23

Most, Season

- 14 Tony Martin, 1996
Lance Alworth, 1965
- 13 Antonio Gates, 2004
John Jefferson, 1978, 1980
Lance Alworth, 1964, 1966
- 12 Antonio Gates, 2014
Gary Garrison, 1970

Most, Game

- 5* Kellen Winslow, Nov. 22, 1981 at Oakland
- 4 Lance Alworth, Dec. 1, 1968 at Denver
- 3 (14x) Last: D.Woodhead, Dec. 20, 2015 vs. Mia.

Most Consecutive Games

- 9 Antonio Gates, 2009-10
Lance Alworth, 1963
- 7 Lance Alworth, 1967
- 6 John Jefferson, 1980
Lance Alworth, 1964

SCRIMMAGE YARDS

Most Seasons Leading League

- 2 Lance Alworth, 1965, 1968
- 1 LaDainian Tomlinson, 2003

Most, Career

- 16,445 LaDainian Tomlinson, 2001-09
11,841 Antonio Gates, 2003-18
10,643 Keenan Allen, 2013-23

Most, Season

- 2,370 LaDainian Tomlinson, 2003
2,323 LaDainian Tomlinson, 2006
2,172 LaDainian Tomlinson, 2002

Most, Game

- 271 LaDainian Tomlinson, Dec. 1, 2002 vs. Den.
261 Melvin Gordon, Nov. 6, 2016 vs. Tennessee
260 LaDainian Tomlinson, Dec. 28, 2003 vs. Oak.
Wes Chandler, Dec. 20, 1982 vs. Cincinnati

Most Games 100 Yards or More, Career

- 79 LaDainian Tomlinson, 2001-09
44 Lance Alworth, 1962-70
39 Keenan Allen, 2013-23

Most Games 100 Yards or More, Season

- 14 LaDainian Tomlinson, 2006
11 LaDainian Tomlinson, 2003
10 Ryan Mathews, 2011
LaDainian Tomlinson, 2004
LaDainian Tomlinson, 2002

Most Consecutive Games, 100 Yards or More

- 11 LaDainian Tomlinson, 2006
6 Melvin Gordon, 2018
Ryan Mathews, 2011
LaDainian Tomlinson, 2007
LaDainian Tomlinson, 2004
5 Natrone Means, 1994
Lydell Mitchell, 1978

Most Games 200 Yards or More, Career

- 12 LaDainian Tomlinson, 2001-09
5 Lance Alworth, 1962-70
2 Lionel James, 1984-88
Wes Chandler, 1981-87

INTERCEPTIONS

Most Seasons Leading League

- 1 Casey Hayward, 2016
- Eric Weddle, 2011
- Antonio Cromartie, 2007

Most, Career

- 42 Gill Byrd, 1983-92
29 Dick Harris, 1960-65
26 Rodney Harrison, 1994-2002

Most, Season

- 10 Antonio Cromartie, 2007
9 Charlie McNeil, 1961
8 (4x) Last: Ryan McNeil, 2001

Most, Game

- 3 Antonio Cromartie, Nov. 11, 2007 vs. Ind.
Dwayne Harper, Nov. 27, 1995 vs. Oakland
Pete Shaw, Nov. 2, 1980 at Cincinnati
Clarence Duren, Oct. 30, 1977 at Miami
Chris Fletcher, Nov. 30, 1975 at Denver (OT)
Joe Beauchamp, Sept. 24, 1972 vs. Denver
Leslie "Speedy" Duncan, Sept. 25, 1966 at Oak.
Bud Whitehead, Oct. 10, 1965 at Buffalo
Dick Harris, Nov. 17, 1963 at Buffalo
C.McNeil, Sept. 24, 1961 vs. Houston Oilers
C.McNeil, Dec. 18, 1960 vs. Titans of N.Y.
2 (86x) Last: Kyzir White, Oct. 17, 2021 at Bal.

Most Consecutive Games

- 5 Charlie McNeil, 1961
4 Greg Jackson, 1998
Gill Byrd, 1989
Mike Fuller, 1977
Bryant Salter, 1972
3 (18x) Last: Stephen Cooper, 2008

INTERCEPTION RETURN YARDS

Most Seasons Leading League

- 1 Vencie Glenn, 1987
- Charlie McNeil, 1961

Most, Career

- 546 Gill Byrd, 1983-92
502 Charlie McNeil, 1960-64
477 Kenny Graham, 1964-69

Most, Season

- 349 Charlie McNeil, 1961
224 Stanley Richard, 1994
166 Vencie Glenn, 1987

Most, Game

- 177* Charlie McNeil, Sept. 24, 1961 vs. Hou. Oilers
106 Woodrow Lowe, Nov. 18, 1979 vs. Pittsburgh
103 Vencie Glenn, Nov. 29, 1987 vs. Denver

Longest Return

- 103t Vencie Glenn, Nov. 29, 1987 vs. Denver
102t Donald Frank, Oct. 31, 1993 at L.A. Raiders
100t Leslie "Speedy" Duncan, Oct. 15, 1967 vs. K.C.

INTERCEPTION TOUCHDOWNS

Most Seasons Leading League

- 1 Clinton Hart, 2005
- Jeffery Dale, 1985
- John Hendy, 1985
- Gill Byrd, 1984
- Woodrow Lowe, 1979
- Fred Dean, 1977
- Leroy Jones, 1977
- Kenny Graham, 1969
- Joe Beauchamp, 1968
- Earl Faison, 1964
- Henry Schmidt, 1964
- Claude Gibson, 1962
- Dick Harris, 1961

Most, Career

- 5 Kenny Graham, 1964-69
Dick Harris, 1960-65
4 Woodrow Lowe, 1976-86
3 Eric Weddle, 2007-15
Joe Beauchamp, 1966-75

Most, Season

- 3 Dick Harris, 1961
2 (9x) Last: Demorrio Williams, 2012
1 (77x) Last: Bryce Callahan, 2022

Most, Game

- 1 (98x) Last: B.Callahan, Dec. 4, 2022 at L.V.

SACKS

Most Seasons Leading League

- 1 Shawne Merriman, 2006

Most, Career

- 105.5 Leslie O'Neal, 1986-95
70.0 Joey Bosa, 2016-24
69.5 Shaun Phillips, 2004-12

Most, Season

- 17.5 Gary Johnson, 1980
17.0 Khalil Mack, 2023
Shawne Merriman, 2006
Leslie O'Neal, 1992
Steve DeLong, 1969
15.5 Fred Dean, 1978

Most, Game (since 1982)

- 6.0 Khalil Mack, Oct. 1, 2023 vs. Las Vegas
5.0 Leslie O'Neal, Nov. 16, 1986 vs. Dallas
4.0 Antwan Barnes, Dec. 18, 2011 vs. Baltimore
Shaun Phillips, Oct. 3, 2010 vs. Arizona
Leslie O'Neal, Oct. 22, 1995 at Seattle
Leslie O'Neal, Dec. 6, 1992 at Phoenix
Leslie O'Neal, Dec. 22, 1991 vs. Denver

PUNTS

Most Seasons Leading League

- 1 Paul Maguire, 1962

Most, Career

- 771 Darren Bennett, 1995-2003
756 Mike Scifres, 2003-15
519 Dennis Pardee, 1968-75

Most, Season

- 95 Darren Bennett, 1998
92 Darren Bennett, 2000
89 Darren Bennett, 1997, 1999

Most, Game

- 11 (5x), Last: D.Bennett, Oct. 11, 1998 at Oak.
10 (10x) Last: D.Kaser, Nov. 12, 2017 at Jax.
9 (14x), Last: D.Kaser, Dec. 24, 2017 at N.Y. Jets

PUNT YARDS

Most Seasons Leading League

- 1 Paul Maguire, 1962

Most, Career

- 34,152 Mike Scifres, 2003-15
33,776 Darren Bennett, 1995-2003
21,417 Dennis Pardee, 1968-75

Most, Season

- 4,248 Darren Bennett, 2000
4,174 Darren Bennett, 1998
3,972 Darren Bennett, 1997

Most, Game

- 522 Darren Bennett, Oct. 11, 1998 at Oakland
493 Mike Scifres, Nov. 18, 2012 at Denver
492 Dennis Pardee, Nov. 10, 1974 at Kansas City

Longest Punt

- 83 JK Scott, Dec. 10, 2023 vs. Denver
82 Paul Maguire, Nov. 19, 1961 vs. Dallas Texans
73 Dennis Pardee, Oct. 17, 1971 at Denver

PUNTING AVERAGE

Most Seasons Leading League (min. 50 punts)

- 1 Darren Bennett, 2000

Highest, Career (minimum 100 punts)

- 47.4 Drew Kaser, 2016-18
46.5 Ty Long, 2019-21
45.7 JK Scott, 2022-24
45.2 Mike Scifres, 2003-15

Highest, Season (minimum 50 punts)

- 48.3 Mike Scifres, 2012
48.1 Drew Kaser, 2017
46.8 Ty Long, 2020

Highest, Game (minimum 4 punts)

- 59.5 Mike Scifres, Oct. 17, 2010 at St. Louis
Darren Bennett, Oct. 1, 1995 at Pittsburgh
57.4 JK Scott, Dec. 10, 2023 vs. Denver
57.3 JK Scott, Oct. 27 2024 vs. New Orleans

PUNT RETURN YARDS

Most Seasons Leading League

- 1 Leslie "Speedy" Duncan, 1965

Most, Career

- 2,388 Mike Fuller, 1975-80
1,651 Leslie "Speedy" Duncan, 1964-70
1,407 Darrien Gordon, 1993-96

Most, Season

- 537 Darrien Gordon, 1996
489 Eric Metcalf, 1997
475 Darrien Gordon, 1994

Most, Game

- 168 Eric Metcalf, Nov. 2, 1997 at Cincinnati
136 Mike Fuller, Nov. 21, 1976 at Buffalo
133 Andre Coleman, Sept. 17, 1995 at Philadelphia

Longest Return

- 95t Leslie "Speedy" Duncan, Nov. 24, 1968 vs. NYJ
90t Darrien Gordon, Sept. 25, 1994 at L.A. Raiders
88t Andre Coleman, Sept. 17, 1995 at Philadelphia
Mike Fuller, Oct. 9, 1977 at New Orleans

PUNT RETURN AVERAGE

Most Seasons Leading League (min. 20 ret.)

- 1 Derius Davis, 2023
- Ron Smith, 1973
- Leslie "Speedy" Duncan, 1965

Highest, Career (minimum 50 ret.)

- 13.7 Darrien Gordon, 1993-96
- 12.0 Leslie "Speedy" Duncan, 1964-70
- 11.3 Mike Fuller, 1975-80

Highest, Season (minimum 20 ret.)

- 16.0 Derius Davis, 2023
- 15.5 Leslie "Speedy" Duncan, 1965
- 14.9 Darrien Gordon, 1996

PUNT RETURN TOUCHDOWNS

Most Seasons Leading League

- 2 Leslie "Speedy" Duncan, 1965, 1966
- 1 Derius Davis, 2023
- Desmond King, 2018
- Eric Metcalf, 1997
- Andre Coleman, 1995
- Darrien Gordon, 1994
- Nate Lewis, 1990
- Kitrick Taylor, 1990
- Ron Smith, 1973

Most, Career

- 4 Leslie "Speedy" Duncan, 1964-70
- 3 Eric Metcalf, 1997
- Darrien Gordon, 1993-96
- 2 (5x) Last: Desmond King, 2017-19

Most, Season

- 3 Eric Metcalf, 1997
- 2 (3x) Last: Darrien Gordon, 1994
- 1 (20x) Last: Derius Davis, 2023

Most, Game

- 2* Eric Metcalf, Nov. 2, 1997 at Cincinnati
- 1 (26x) Last: Derius Davis, Nov. 6, 2023 at NYJ

PUNT RETURNS

Most, Career

- 212 Mike Fuller, 1975-80
- 138 Leslie "Speedy" Duncan, 1964-70
- 124 Lionel James, 1984-88

Most, Season

- 46 Mike Fuller, 1979
- 45 Eric Metcalf, 1997
- 39 Mike Fuller, 1978

Most, Game

- 8 (4x) Last: Leon Johnson, Dec. 7, 2003 at Det.
- 7 (4x) Last: M.Fuller, Dec. 17, 1978 at Hou. Oilers
- 6 (9x) Last: J.Herndon, Dec. 20, 2015 vs. Mia.

Most Fair Catches, Season

- 29 Derius Davis, 2023
- 25 Travis Benjamin, 2017
- 24 Kenny Graham, 1969

Most Fair Catches, Game

- 6 Derius Davis, Dec. 10, 2023 vs. Denver
- Phil McConkey, Dec. 17, 1989 at Kansas City
- 5 Travis Benjamin, Oct. 22, 2017 vs. Denver
- Jeff Graham, Sept. 3, 2000 at Oakland
- Kenny Graham, Oct. 4, 1969 vs. Cincinnati

KICKOFF RETURN YARDS

Most Seasons Leading League

- 1 Ronney Jenkins, 2001
- Lionel James, 1984
- James Brooks, 1982

Most, Career

- 6,469 Darren Sproles, 2005-10
- 3,997 Ronney Jenkins, 2000-02
- 3,914 Andre Coleman, 1994-96

Most, Season

- 1,541 Ronney Jenkins, 2001
- 1,531 Ronney Jenkins, 2000
- 1,528 Darren Sproles, 2005

Most, Game

- 250 Ronney Jenkins, Nov. 18, 2001 at Oakland
- 221 Ronney Jenkins, Sept. 10, 2000 vs. N.O.
- 215 Richard Goodman, Jan. 1, 2012 at Oakland

Longest Return

- 105t Richard Goodman, Jan. 1, 2012 at Oakland
- 103t Darren Sproles, Sept. 14, 2008 at Denver
- Keith Lincoln, Sept. 16, 1962 vs. Titans of N.Y.
- 101t Andre Roberts, Jan. 2, 2022 vs. Denver

KICKOFF RETURN AVERAGE

Most Seasons Leading League (min. 10 ret.)

- 1 Jimmy Warren, 1964

Highest, Career (minimum 75 ret.)

- 25.3 Leslie "Speedy" Duncan, 1964-70
- 25.1 Darren Sproles, 2005-10
- 24.2 Ronney Jenkins, 2000-02

Highest, Season (minimum 10 ret.)

- 32.8 Andre Roberts, 2021
- 29.7 Antonio Cromartie, 2006
- 28.9 Nasir Adderley, 2020

KICKOFF RETURN TOUCHDOWNS

Most Seasons Leading League

- 2 Anthony Miller, 1988, 1989
- 1 Richard Goodman, 2011
- Ronney Jenkins, 2001
- Andre Coleman, 1995
- Nate Lewis, 1991
- Jamie Holland, 1988
- Keith Lincoln, 1962

Most, Career

- 4 Andre Coleman, 1994-96
- 3 Ronney Jenkins, 2000-02
- 2 Darren Sproles, 2005-10
- Anthony Miller, 1988-93

Most, Season

- 2 Ronney Jenkins, 2001
- Andre Coleman, 1995
- Andre Coleman, 1994
- 1 (14x) Last: Andre Roberts, 2021

Most, Game

- 1 (20x) Last: A.Roberts, Jan. 2, 2022 vs. Den.

KICKOFF RETURNS

Most Seasons Leading League

- 1 Lionel James, 1984
- James Brooks, 1982

Most, Career

- 258 Darren Sproles, 2005-10
- 166 Andre Coleman, 1994-96
- 165 Ronney Jenkins, 2000-02

Most, Season

- 67 Ronney Jenkins, 2000
- 63 Darren Sproles, 2005
- 62 Andre Coleman, 1995

Most, Game

- 8 (5x) Last: Darren Sproles, Oct. 26, 2008 at N.O. in London
- 7 (13x) Last: D.Sproles, Oct. 19, 2009 vs. Den.
- 6 (36x) Last: R.Goodman, Jan. 1, 2012 at Oak.

COMBINED KICK & PUNT RETURN YARDS

Most Seasons Leading League

- 1 James Brooks, 1982
- Leslie "Speedy" Duncan, 1965

Most, Career

- 7,404 Darren Sproles, 2005-10
- 5,037 Leslie "Speedy" Duncan, 1964-70
- 4,240 Andre Coleman, 1994-96

Most, Season

- 1,737 Andre Coleman, 1995
- 1,636 Darren Sproles, 2005
- 1,625 Darren Sproles, 2008

COMBINED KICK & PUNT RETURNS

Most Seasons Leading League

- 1 Leslie "Speedy" Duncan, 1965

Most, Career

- 372 Darren Sproles, 2005-10
- 289 Mike Fuller, 1975-80
- 272 Leslie "Speedy" Duncan, 1964-70

Most, Season

- 90 Andre Coleman, 1995
- 81 Darren Sproles, 2005
- 80 Darren Sproles, 2009

SERVICE

Most Seasons

- 17 David Binn, 1994-2010
- 16 Philip Rivers, 2004-19
- Antonio Gates, 2003-18
- 15 Dan Fouts, 1973-87
- Russ Washington, 1968-82
- 14 Don Macek, 1976-89
- Doug Wilkerson, 1971-84

Most Games

- 256 David Binn, 1994-10
- 236 Antonio Gates, 2003-18
- 228 Philip Rivers, 2004-19
- 200 Junior Seau, 1990-2002
- Russ Washington, 1968-82

Most Consecutive Games

- 225 Philip Rivers, 2005-19
- 179 David Binn, 1994-10
- 178 Russ Washington, 1968-80

Most Consecutive Starts

- 224 Philip Rivers, 2006-19
- 148 Russ Washington, 1970-80
- 140 Walt Sweeney, 1964-73

TEAM RECORDS

*NFL Record | †strike-shortened 1982 season

GAMES WON

Most, Season

- 14 2006
- 13 2009
- 12 1961, 1979, 2004, 2018

Fewest, Season

- 1 2000
- 2 1973, 1975
- 4 1962, 1972, 1986, 1991, 1997, 2003, 2015

Most Consecutive

- 15 Nov. 27, 1960–Dec. 3, 1961
- 11 (3x) Last: Oct. 25, 2009–Jan. 3, 2010
- 8 (7x) Last: Oct. 25, 2004–Dec. 13, 2004

Most Consecutive at Home

- 10 Nov. 5, 1978–Nov. 25, 1979
- 9 (3x) Last: Sept. 17, 2006–Sept. 9, 2007
- 8 (4x) Last: Sept. 17, 2006–Dec. 31, 2006

Most Consecutive on Road

- 11 Oct. 2, 1960–Nov. 12, 1961
- 6 (4x) Last: Oct. 14, 2018 –Dec. 30, 2018
- 5 (5x) Last: Oct. 14, 2018 –Dec. 13, 2018

Most Consecutive at Start of Season

- 11 1961
- 6 1994
- 4 1966, 1980, 2002

GAMES LOST

Most, Season

- 15 2000
- 12 1975, 1986, 1991, 1997, 2003, 2015, 2023
- 11 1973, 1998, 2001, 2016, 2019

Fewest, Season

- 2 1961, 1965, 2006
- 3 2009, 1963, 1982†
- 4 1960, 1979, 2004, 2018

Most Consecutive

- 11 (2x) Last: Sept. 3, 2000–Nov. 19, 2000
- 9 (5x) Last: Dec. 4, 2016–Oct. 1, 2017
- 8 (9x) Last: Dec. 4, 2016–Sept. 24, 2017

Most Consecutive at Home

- 7 Nov. 13, 2016–Oct. 1, 2017
- 6 (2x) Last: Nov. 13, 2016–Sept. 24, 2017
- 5 (11x) Last: Nov. 12, 2023–Jan. 7, 2024

Most Consecutive on Road

- 11 Oct. 6, 1985–Oct. 26, 1986
- 8 (4x) Last: Sept. 3, 2000–Dec. 17, 2000
- 7 (7x) Last: Nov. 10, 2002–Oct. 5, 2003

Most Consecutive on Road w/o Victory (Ties incl.)

- 14 Nov. 22, 1970–Nov. 19, 1972

POINTS

Most Seasons Leading League

- 6 1963, 1965, 1981, 1982, 1985, 2006

Most, Season

- 492 2006
- 478 1981
- 474 2021

Most, Game

- 58 Dec. 22, 1963 vs. Denver
- 55 Nov. 22, 1981 at Oakland
- Oct. 20, 1968 vs. Denver
- 54 Nov. 19, 2017 vs. Buffalo

Most Game, Both Teams

- 98 Dec. 8, 1985 vs. Pittsburgh
- 93 Dec. 18, 1960 vs. Titans of New York
- 90 Nov. 12, 2006 at Cincinnati

Most, Half

- 42 Nov. 12, 2006 at Cincinnati (2nd half)
- 41 Nov. 5, 1961 vs. Titans of N.Y. (2nd half)
- 37 Nov. 19, 2017 vs. Buffalo (1st half)

Most, Quarter

- 28 Nov. 25, 2018 vs. Arizona (2nd quarter)
- Nov. 15, 1964 at K.C. (2nd quarter)
- Nov. 5, 1961 vs. Titans of N.Y. (3rd quarter)
- Sept. 24, 1961 vs. Houston Oilers (2nd quarter)

Most, Quarter, Both Teams

- 41 Nov. 21, 2021 vs. Pittsburgh (4th quarter)
- Oct. 10, 2021 vs. Cleveland (4th quarter)
- 38 Dec. 26, 2021 at Houston (4th quarter)
- Sept. 14, 2008 at Denver (2nd quarter)
- Oct. 19, 1986 at Kansas City (2nd quarter)
- Oct. 6, 1963 at Denver (2nd quarter)
- Oct. 7, 1961 at Boston (2nd quarter)

Fewest, Season

- 188 1973
- 189 1975
- 212 1974

Fewest, Game

- 0 (29x) Last: Dec. 6, 2020 vs. New England

Most Consecutive Games Not Shutout

- 240 Nov. 7, 1999–Nov. 2, 2014
- 114 Oct. 4, 1992–Oct. 24, 1999
- 105 Sept. 7, 1962–Oct. 26, 1969
- 98 Nov. 16, 2014–Nov. 29, 2020

TOUCHDOWNS

Most Seasons Leading League

- 6 1963, 1979, 1981, 1982, 1985, 2006

Most, Season

- 61 1981
- 60 1985
- 59 2006

Most, Game

- 8 Dec. 8, 1985 vs. Pittsburgh
- Nov. 22, 1981 at Oakland
- 7 (9x) Last: Oct. 10, 2021 vs. Cleveland
- 6 (37x) Last: Dec. 8, 2019 at Jacksonville

Fewest, Season

- 22 1973, 1975
- 23 1998
- 25 1977, 1999

POINTS AFTER TOUCHDOWN

Most Seasons Leading League

- 5 1965, 1981, 1982, 1985, 2006

Most, Season

- 58 2006
- 55 1981
- 54 2004

Most, Game

- 7 (7x) Last: Dec. 28, 2008 vs. Denver
- 6 (30x) Last: Dec. 8, 2019 at Jacksonville
- 5 (54x) Last: Nov. 12, 2023 vs. Detroit

Fewest, Season

- 19 1973, 1998
- 20 1975
- 21 1977

TWO-POINT CONVERSIONS

Most Seasons Leading League

- 4 2008, 2010, 2018, 2021

Most, Season

- 7 2021
- 6 2018
- 3 1994

Most, Game (since 1994)

- 2 Dec. 2, 2018 at Pittsburgh
- Sept. 9, 2018 vs. Kansas City
- Oct. 25, 2015 vs. Oakland
- 1 (39x) Last: Sept. 17, 2023 at Tennessee

Most Attempts, Season

- 11 2021
- 8 2018
- 7 1994

Most Attempts, Game (since 1994)

- 3 Dec. 26, 2021 at Houston
- Sept. 9, 2018 vs. Kansas City
- Sept. 4, 1994 at Denver
- 2 (6x) Last: Oct. 10, 2021 vs. Cleveland
- 1 (51x) Last: Sept. 8, 2024 vs. Las Vegas

FIELD GOALS

Most Seasons Leading League

- 2 1994, 2009

Most, Season

- 34 1994, 2013
- 32 2009
- 31 1993, 1999, 2022, 2023

Most, Game

- 6 (3x) Last: Oct. 5, 1997 at Oakland
- 5 (13x) Last: Oct. 21, 2024 at Arizona
- 4 (39x) Last: Jan. 7, 2024 vs. Kansas City

Most Attempts, Season

- 43 2001
- 40 1993
- 38 1994

Most Attempts, Game

- 7 Oct. 8, 1966 at N.Y. Jets
- 6 (6x) Last: Nov. 19, 2017 vs. Buffalo
- 5 (29x) Last: Oct. 21, 2024 at Arizona

Most, Game, Both Teams

- 9 Sept. 29, 1996 vs. Kansas City
- 8 Nov. 3, 1996 at Indianapolis
- Nov. 9, 1975 vs. New England
- 7 (17x) Last: Oct. 17, 2022 vs. Denver (OT)

Most Attempts, Game, Both Teams

- 10 (4x) Last: Dec. 12, 1999 vs. Seattle
- 9 (3x) Last: Dec. 1, 2002 vs. Denver
- 8 (24x) Last: Dec. 31, 2023 at Denver

Fewest Made, Season

- 6 1974
- 10 1976
- 12 1964, 1970, 1973, 1975

Fewest Attempts, Season

- 16 1974
- 19 1970
- 20 1962, 1976, 1988, 2003

FIRST DOWNS

Most Seasons Leading League (Total)

7 1965, 1969, 1980, 1981, 1982, 1983, 1985

Most, Season

401 2021
380 1985
379 1981

Most, Game

35 Oct. 19, 1986 at Kansas City
34 Nov. 18, 1984 vs. Miami (OT)
Dec. 20, 1982 vs. Cincinnati
33 Nov. 21, 2021 vs. Pittsburgh
Sept. 9, 2018 vs. Kansas City
Sept. 15, 2013 at Philadelphia
Oct. 31, 2004 vs. Oakland

Most, Game, Both Teams

62 Sept. 15, 1985 vs. Seattle
60 Sept. 10, 2023 vs. Miami
58 Dec. 29, 2002 vs. Seattle (OT)
Sept. 22, 1985 at Cincinnati
Nov. 18, 1984 vs. Miami (OT)

Fewest, Season

198 1973, 1975
208 1961
217 1962

Fewest, Game

3 Nov. 30, 1975 at Denver (OT)
5 Nov. 16, 2003 at Denver
Oct. 5, 1970 vs. Oakland
6 Dec. 24, 2000 vs. Pittsburgh
Nov. 22, 1987 at Seattle

Most Seasons Leading League (Rushing)

3 1963, 1965, 2006

Most by Rushing, Season

137 2006
131 2004
127 1965, 1981

Most by Rushing, Game

19 Nov. 27, 1960 vs. Oakland
18 Oct. 3, 1965 vs. Houston Oilers
17 (4x) Last: Sept. 10, 2023 vs. Miami

Fewest by Rushing, Game

0 Dec. 5, 2010 vs. Oakland
Nov. 14, 1999 at Oakland
1 (18x) Last: Oct. 29, 2023 vs. Chicago
2 (54x) Last: Oct. 16, 2023 vs. Dallas

Most Seasons Leading League (Passing)

7 1968, 1971, 1980, 1981, 1982, 1983, 1985

Most by Passing, Season

259 1985
256 2021
244 1980

Most by Passing, Game

27 Sept. 15, 1985 vs. Seattle
26 Oct. 18, 2015 at Green Bay
23 Dec. 20, 1982 vs. Cincinnati
Oct. 19, 1980 vs. N.Y. Giants

Fewest by Passing, Season

89 1975
93 1973
110 1961

Fewest by Passing, Game

0 Sept. 20, 1998 at Kansas City
1 Nov. 30, 1975 at Denver (OT)
2 (3x) Last: Nov. 16, 2003 at Denver

Most Seasons Leading League (Penalty)

2 1960, 1970

Most by Penalty, Season

39 2013, 2019
37 2004, 2014
36 2016, 2020

Most by Penalty, Game

7 Oct. 17, 2022 vs. Denver (OT)
Nov. 13, 2016 vs. Tennessee
Nov. 15, 1998 vs. Baltimore
Nov. 30, 1997 vs. Denver
6 (5x) Last: Nov. 30, 2014 at Baltimore
5 (23x) Last: Nov. 21, 2021 vs. Pittsburgh

Fewest by Penalty, Season

11 1975
12 1964
13 1968

NET YARDS GAINED

Most Seasons Leading League

8 1963, 1965, 1980, 1981, 1982, 1983, 1985, 2010

Most, Season

6,744 1981
6,634 2021
6,535 1985

Most, Game

661 Dec. 20, 1982 vs. Cincinnati
593 Nov. 10, 1985 vs. L.A. Raiders
581 Oct. 20, 1968 vs. Denver

Most, Game, Both Teams

1,102 Dec. 20, 1982 vs. Cincinnati
1,057 Oct. 20, 1968 vs. Denver
1,050 Sept. 15, 2013 at Philadelphia

Fewest, Season

3,411 1975
3,622 1973
3,953 1970

Fewest, Game

70 Nov. 2, 1969 at Denver
93 Oct. 5, 1975 vs. Oakland
96 Nov. 16, 2003 at Denver

Most Total Offensive Plays, Season

1,154 1984, 2022
1,135 1980
1,129 1981

Fewest Total Offensive Plays, Season

617 1982[†]
753 1963
759 1964

RUSHING

Most Seasons Leading League (Attempts)

1 1965

Most Attempts, Season

590 1978
525 2004
522 2006

Most Attempts, Game

58 Nov. 20, 1977 vs. Oakland
53 Dec. 16, 2007 vs. Detroit
Sept. 10, 1978 vs. Oakland
Dec. 3, 1972 vs. Oakland
52 Nov. 27, 1960 vs. Oakland

Fewest Attempts, Season

267 1982[†]
351 2000
361 1966

Most Seasons Leading League (Yards)

2 1963, 1965

Most Yards, Season

2,578 2006
2,257 1990
2,248 1991

Most Yards, Game

289 Dec. 28, 2008 vs. Denver
287 Oct. 13, 1963 vs. N.Y. Jets
274 Dec. 16, 2007 vs. Detroit

Fewest Yards, Game

2 Dec. 17, 1961 vs. Boston
3 Nov. 19, 1961 vs. Dallas Texans
11 Nov. 20, 1960 vs. Buffalo

Most Seasons Leading League (Touchdowns)

4 1961, 1981, 1982, 2006

Most Touchdowns, Season

32 2006
26 1981
25 1979

Fewest Touchdowns, Season

4 2012, 2015
5 1997
6 2014

Most Touchdowns, Game

5 (4x) Last: Dec. 28, 2008 vs. Denver
4 (22x) Last: Dec. 25, 2009 at Tennessee
3 (49x) Last: Sept. 10, 2023 vs. Miami

RUSHING AVERAGE

Most Seasons Leading League

6 1960, 1963, 1965, 1969, 1991, 2003

Most, Season

5.6 1963
5.1 2003
4.9 2006

Highest, Game

8.52 Dec. 24, 1967 vs. N.Y. Jets
8.44 Dec. 22, 1963 vs. Denver
8.26 Nov. 5, 2006 vs. Cleveland

PASSING

Most Seasons Leading League (Attempts)

3 1968, 1984, 1985

Most Attempts, Season

711 2022

674 2021

667 2015

Most Attempts, Game

65 Oct. 18, 2015 at Green Bay

Oct. 19, 1986 at Kansas City

64 Jan. 9, 2022 at Las Vegas (OT)

58 Oct. 25, 2015 vs. Oakland

Dec. 22, 1985 at Kansas City

Fewest Attempts, Season

337 1975

338 1982[†]

349 1974

Fewest Attempts, Game

6 Dec. 19, 2004 at Cleveland

10 Dec. 18, 1988 vs. Kansas City

11 (2x) Last: Oct. 28, 2007 vs. Houston

Most Seasons Leading League (Completions)

3 1983, 1984, 1985

Most Completions, Season

485 2022

443 2021

442 2015

Most Completions, Game

43 Oct. 18, 2015 at Green Bay

41 Sept. 24, 2023 at Minnesota

39 Dec. 11, 2022 vs. Miami

Fewest Completions, Game

1 at Kansas City Sept. 20, 1998

3 vs. Oakland Oct. 5, 1975

4 at Cleveland Dec. 19, 2004

vs. Kansas City Nov. 2, 1986

Most Seasons Leading League (Net Yards)

11 1965, 1968, 1971, 1978, 1979, 1980, 1981, 1982,
1983, 1985, 2017

Most Net Yards Gained, Season

4,870 1985

4,800 2021

4,739 1981

Most Net Yards Gained, Game

494 Sept. 15, 1985 vs. Seattle

488 Oct. 18, 2015 at Green Bay

486 Dec. 20, 1982 vs. Cincinnati

Fewest Net Yards Gained, Season

1,610 1975

1,808 1973

2,244 1977

Fewest Net Yards Gained, Game

-22 Oct. 5, 1975 vs. Oakland

-19 Sept. 20, 1998 at Kansas City

7 Sept. 16, 1973 at Washington

Most Seasons Leading League (Touchdowns)

5 1971, 1981, 1982, 1985, 2008

Most Touchdowns, Season

38 2021

37 1985

34 1981, 2008

Fewest Touchdowns, Season

7 1975

9 1973

11 1977, 1988, 1998

Most Touchdowns, Game

7* Nov. 22, 1981 at Oakland

5 (9x) Last: Oct. 31, 2004 vs. Oakland

4 (35x) Last: Nov. 12, 2023 vs. Detroit

Most Seasons Leading League (Fewest INTs)

2 1966, 2004

Most Had Intercepted, Season

34 1962, 1998

33 1968, 1983, 1986

30 1964, 1973, 1978, 1985, 2000

Most Had Intercepted, Game

7 Dec. 13, 1998 at Seattle

Dec. 8, 1968 vs. Kansas City

6 (6x) Last: Oct. 24, 1999 vs. Green Bay

5 (14x) Last: Dec. 27, 1987 at Denver

Fewest Had Intercepted, Season

8 2004, 2023

9 2006

10 2009, 2020, 2022

SACKED ATTEMPTING TO PASS

Most Seasons Leading League (Least Sacked)

5 1963, 1964, 1967, 1968, 2017

Most Times, Season

57 1970

53 2000

51 1997

Fewest Times, Season

11 1967

12 1982[†]

18 1968, 2017

Most Times Sacked Opponent, Season

62 1986

61 2006

60 1980

Most Times Sacked Opponent, Game

11 Dec. 23, 2012 at N.Y. Jets

Nov. 16, 1986 vs. Dallas

10 Sept. 24, 1978 vs. Green Bay

9 (5x) Last: Dec. 24, 2016 at Cleveland

INTERCEPTIONS

Most Seasons Leading League (Interceptions)

3 1961, 2007, 2016

Most, Season

49* 1961

31 1969

30 1964, 2007

Most, Game

6 (6x) Last: vs. Indianapolis Nov. 11, 2007

5 (9x) Last: vs. Buffalo Nov. 19, 2017

4 (30x) Last: at Indianapolis Nov. 28, 2010

Most, Game, Both Teams

10 Dec. 13, 1998 at Seattle

9 Sept. 21, 1980 at Denver

Nov. 1, 1964 at Oakland

8 (11x) Last: Nov. 11, 2007 vs. Indianapolis

Fewest, Season

7 2014

9 1970, 2023

10 2005

Most Consecutive Games

46* 1960-63

Most Seasons Leading League (Return Yards)

2 1961, 1964

Most Yards Returned, Season

929* 1961

562 1979

499 1984

Most Yards Returned, Game

194 Sept. 24, 1961 vs. Houston Oilers

174 Oct. 29, 1961 vs. Denver

171 Nov. 18, 1979 vs. Pittsburgh

Fewest Yards Returned, Season

31 2023

65 2014

90 1970

Most Seasons Leading League (Return TDs)

1 1961

Most Touchdowns by Returns, Season

9* 1961

5 2012

4 1984, 2000

Most Touchdowns by Returns, Game

2 Nov. 28, 2010 at Indianapolis

Oct. 29, 1961 vs. Denver

1 (93x) Last: Dec. 4, 2022 at Las Vegas

PUNTS

Most, Season

95 1998
92 2000
90 1997

Most, Game

11 (5x) Last: Oct. 11, 1998 at Oakland
10 (11x) Last: Nov. 12, 2017 at Jacksonville
9 (12x) Last: Dec. 24, 2017 at N.Y. Jets

Fewest, Season

23 1982[†]
45 1972
47 2011

Fewest, Game

0 (8x) Last: Sept. 19, 2021 vs. Dallas
1 (38x) Last: Oct. 9, 2022 at Cleveland
2 (85x) Last: Oct. 21, 2024 at Arizona

Fewest, Game, Both Teams

1 (3x) Last: Sept. 19, 2021 vs. Dallas
2 (9x) Last: Dec. 16, 2021 vs. Kansas City
3 (18x) Last: Nov. 12, 2023 vs. Detroit

PUNT YARDS

Most Seasons Leading League (Yards)

1 1962

Most, Season

4,248 2000
4,174 1998
3,972 1997

Most, Game

522 Oct. 11, 1998 at Oakland
493 Nov. 18, 2012 at Denver
492 Nov. 10, 1974 at Kansas City

Fewest, Season

868 1982[†]
1,813 1972
2,123 2021

Most Seasons Leading League (Average)

4 1960, 1969, 1987, 2000

Highest Average, Season

48.1 2017
47.8 2024
47.5 2011
47.0 2019

Lowest Average, Season

36.3 1978
36.5 1979
36.8 1975

PUNT RETURNS

Most Seasons Leading League (Returns)

1 1965

Most, Season

57 1978
52 1979
49 2003

Most, Game

8 (4x) Last: Dec. 7, 2003 at Detroit
7 (7x) Last: Dec. 7, 1978 at Houston
6 (13x) Last: Dec. 20, 2015 vs. Miami

Fewest, Season

12 1982[†]
18 2021
20 2015

Most Seasons Leading League (Fair Catches)

3 1968, 1969, 1991

Most Fair Catches, Season

32 1969
29 2023
26 2015, 2017

Most Fair Catches, Game

6 (3x) Last: Dec. 10, 2023 vs. Denver
5 (3x) Last: Sept. 3, 2000 at Oakland
4 (15x) Last: Oct. 27, 2024 vs. New Orleans

Fewest Fair Catches, Season

0 1960, 1961, 1962, 1963, 1964, 1965, 1975
1 1976
3 1977

PUNT RETURN YARDS

Most Seasons Leading League (Return Yards)

1 1965

Most, Season

590 1978
559 1996
542 1998

Most, Game

168 Nov. 2, 1997 at Cincinnati
151 Sept. 20, 1965 vs. Kansas City
139 Nov. 5, 1961 vs. Titans of N.Y.

Fewest, Season

84 2015
100 2020
107 2021

Most Seasons Leading League (Average)

3 1965, 1966, 1973

Highest Average, Season

16.0 2023
15.5 1961
14.7 1996, 2024

Lowest Average, Season

4.2 2015
5.4 2019
5.6 1970, 2020

PUNT RETURN TOUCHDOWNS

Most Seasons Leading League

8 1965, 1973, 1990, 1994, 1995, 1997, 2018, 2023

Most, Season

3 1997
2 1965, 1973, 1990, 1994
1 (17x) Last: 2023

Most, Game

2[†] Nov. 2, 1997 at Cincinnati
1 (26x) Last: Nov. 6, 2023 at N.Y. Jets

KICKOFF RETURNS

Most Seasons Leading League

2 1982, 2003

Most, Season

84 2003
83 2000
75 1997

Most, Game

9 (7x) Last: Nov. 3, 2002 vs. N.Y. Jets
8 (15x) Last: Oct. 26, 2008 at N.O. in London
7 (51x) Last: Sept. 26, 2010 at Seattle

Most, Game, Both Teams

17 Dec. 8, 1985 vs. Pittsburgh
16 Dec. 18, 1960 vs. Titans of New York
15 (3x) Last: Oct. 2, 1983 at N.Y. Giants

KICKOFF RETURN YARDS

Most Seasons Leading League (Return Yards)

1 1962

Most, Season

1,804 2003
1,792 2000
1,716 2001

Most, Game

269 Nov. 18, 2001 at Oakland
242 Oct. 21, 1973 vs. Atlanta
232 Dec. 13, 1964 vs. Kansas City

Fewest, Season

390 2023
474 2017
508 2016

Most Seasons Leading League (Average)

3 1988, 1990, 2001

Highest Average, Season

28.3 2024
26.0 2001
25.6 2011
25.5 2007

Lowest Average, Season

16.5 1961
17.5 1986
18.0 1992

KICKOFF RETURN TOUCHDOWNS

Most Seasons Leading League

6 1988, 1989, 1991, 1995, 2001, 2011

Most, Season

2 1988, 1994, 1995, 2001
1 1962, 1985, 1989, 1991, 1997, 2000, 2004, 2007, 2008, 2011, 2012, 2021

Most, Game

1 (20x) Last: Jan. 2, 2022 vs. Denver

PENALTIES

Most Seasons Leading League (Penalties)

4 1962, 1964, 1965, 1981

Most, Season

137 1998
129 1997
128 1981

Most, Game

19 Nov. 16, 1997 at Kansas City
16 Nov. 15, 1998 vs. Baltimore
15 Nov. 3, 1997 at Indianapolis

Fewest, Season

63 1969
64 1982[†]
68 1966

Fewest, Game

0 (5x) Last: Oct. 9, 2011 at Denver
1 (31x) Last: Jan. 7, 2024 vs. Kansas City
2 (41x) Last: Dec. 10, 2023 vs. Denver

Most Seasons Leading League (Penalty Yards)

3 1960, 1961, 1966

Most Yards, Season

1,229 1998
1,101 1997
1,039 1988

Most Yards, Game

148 Oct. 13, 1963 vs. N.Y. Jets
146 Nov. 15, 1998 vs. Baltimore
Nov. 16, 1997 at Kansas City
138 Nov. 16, 1981 at Seattle

FUMBLES

Most Seasons Leading League (Fewest Fumbles)

4 1963, 1966, 1993, 2021

Most, Season

44 1985

42 1983

40 1972, 1973, 1980

Most, Game

9 Sept. 24, 1978 vs. Green Bay

7 Sept. 30, 1973 vs. Cincinnati

6 (5x) Last: Dec. 13, 1987 vs. Pittsburgh

Most by Opponent, Game

9 Nov. 15, 1964 at Kansas City

7 (3x) Last: Sept. 9, 2001 vs. Washington

6 (6x) Last: Dec. 9, 1995 vs. Arizona

Most, Game, Both Teams

11 (3x) Last: Oct. 13, 1985 vs. Kansas City

10 (5x) Last: Nov. 25, 1990 vs. Seattle

9 (7x) Last: Sept. 9, 2001 vs. Washington

Fewest, Season

10 2021

13 1993

14 2009, 2013

Most Seasons Leading League (Fewest Lost Fum.)

5 1963, 1966, 1970, 1979, 1993

Most Lost, Season

22 1980, 1981, 1983

21 1973, 1978

20 1972, 1987, 2000

Most Lost, Game

6 Sept. 24, 1978 vs. Green Bay

4 (11x) Last: Dec. 14, 2023 at Las Vegas

3 (41x) Last: Nov. 26, 2023 vs. Baltimore

Most Own Recovered, Season

25 1985

21 1979

20 1972, 1973, 1975, 1983

Most Own Recovered, Game

5 (5x) Last: Dec. 26, 1999 vs. Oakland

4 (7x) Last: Sept. 14, 2014 vs. Seattle

3 (43x) Last: Nov. 6, 2023 at N.Y. Jets

Fewest Own Recovered, Season

3 2021

4 1963, 2013

7 1989, 2009

Most Opponents Recovered, Season

22 1986

18 1973, 1979, 1980, 1981, 2007

17 1960, 1961, 1963, 1983, 1984

Fewest Opponents Recovered, Season

3 2019

4 2011

5 1963

POINTS ALLOWED

Most Seasons Leading League (Fewest Points)

2 1961, 1963

Most, Season

462 1983

459 2021

441 2003

Most, Game

63 Dec. 14, 2023 at Las Vegas

57 Oct. 1, 2000 at St. Louis

52 Nov. 25, 1984 at Pittsburgh

Most, Quarter

31 Dec. 8, 1963 at Oakland (4th quarter)

30 Nov. 20, 1983 at St. Louis Cardinals (2nd quarter)

28 (5x) Last: Nov. 28, 1999 at Min. (2nd quarter)

Fewest, Season

205 1977

219 1961

221 1982[†]

Fewest, Game

0 (19x) Last: Dec. 3, 2023 at New England

3 (18x) Last: Sept. 15, 2024 at Carolina

6 (20x) Last: Nov. 6, 2023 at N.Y. Jets

FIRST DOWNS ALLOWED

Most Seasons Leading League (Fewest Total)

1 2010

Most, Season

383 2021

365 1981

364 1985

Most, Game

34 Sept. 14, 2008 at Denver

Dec. 29, 2002 vs. Seattle

Nov. 19, 2000 at Denver

33 Sept. 26, 2021 at Kansas City

Sept. 23, 2018 at L.A. Rams

Nov. 23, 2003 vs. Cincinnati

32 Oct. 4, 2009 at Pittsburgh

Fewest, Season

190 1965

196 1982[†]

224 1962

Fewest, Game

5 Dec. 12, 2010 vs. Kansas City

Sept. 19, 1976 at Tampa Bay

6 Oct. 11, 1998 at Oakland

Oct. 22, 1961 at Oakland

7 (6x) Last: Sept. 15, 2024 at Carolina

Most by Rushing, Season

154 1975

144 2021

143 1971

Most by Rushing, Game

19 (3x) Last: Nov. 22, 1987 at Seattle

17 Sept. 23, 1962 vs. Houston

16 Oct. 16, 1977 vs. New England

Dec. 18, 1966 vs. Kansas City

Fewest by Rushing, Season

54 1965

65 1982[†]

71 1969

Fewest by Rushing, Game

0 (5x) Last: Nov. 28, 2010 at Indianapolis

1 (25x) Last: Sept. 8, 2024 vs. Las Vegas

2 (47x) Last: Nov. 6, 2023 at N.Y. Jets

Most Seasons Leading League (Fewest Passing)

1 2014

Most by Passing, Season

218 1985

216 1981

213 2008

Most by Passing, Game

24 Nov. 19, 2000 at Denver

23 Sept. 10, 2023 vs. Miami

Sept. 18, 2011 at New England

22 (4x) Last: Nov. 15, 2009 vs. Philadelphia

Fewest by Passing, Season

105 1977

114 1971

116 1965

Fewest by Passing, Game

1 (3x) Last: Dec. 28, 2003 vs. Oakland

2 (6x) Last: Dec. 19, 2004 at Cleveland

3 (13x) Last: Sept. 15, 2024 at Carolina

Most Seasons Leading League (Fewest Penalty)

1 1992

Most by Penalty, Season

41 2000, 2004, 2014

40 2021

35 1981, 1997, 1998

Most by Penalty, Game

7 Sept. 24, 2023 at Minnesota

Nov. 5, 2006 vs. Cleveland

6 (9x) Last: Sept. 24, 2017 vs. Kansas City

5 (23x) Last: Jan. 9, 2022 at Las Vegas (OT)

Fewest by Penalty, Season

12 1982[†]

13 1969, 1992

14 1976

NET YARDS ALLOWED

Most Seasons Leading League (Fewest Net Yards)

4 1961, 1965, 1998, 2010

Most, Season

6,265 1985

6,170 2023

6,136 1981

Most, Game

614 Oct. 1, 2000 at St. Louis

591 Dec. 29, 2002 vs. Seattle

553 Sept. 22, 1996 at Oakland

Fewest, Season

3,253 1982[†]

3,268 1965

3,652 1977

Fewest, Game

58 Oct. 22, 1961 at Oakland

67 Dec. 12, 2010 vs. Kansas City

99 Nov. 1, 1992 vs. Indianapolis

RUSHING ALLOWED

Most Seasons Leading League (Fewest Att.)

3 1965, 1979, 2004

Most Attempts, Season

606 1975

559 1973

552 1983

Most Attempts, Game

61 Oct. 25, 1981 at Chicago (OT)

60 Nov. 30, 1975 at Denver (OT)

59 Sept. 18, 1977 at Oakland

Fewest Attempts, Season

230 1982[†]

306 1965

355 2004

Fewest Attempts, Game

9 Dec. 16, 2007 vs. Detroit

Sept. 7, 1986 vs. Miami

10 (2x) Last: Sept. 16, 2012 vs. Tennessee

11 (6x) Last: Nov. 3, 2019 vs. Green Bay

Most Seasons Leading League (Fewest Yards)

3 1965, 1998, 2005

Most Yards, Season

2,478 2022

2,442 1975

2,403 1966

Most Yards, Game

378 Nov. 4, 2007 at Minnesota

355 Dec. 20, 2014 at San Francisco

328 Nov. 30, 1975 at Denver (OT)

Fewest Yards, Season

961 1982[†]

1,094 1965

1,140 1998

Fewest Yards, Game

2 Oct. 22, 1961 at Oakland

11 Dec. 17, 2000 at Carolina

13 Oct. 5, 1997 at Oakland

Most Seasons Leading League (Fewest TDs)

2 1961, 1963

Most Touchdowns, Season

26 1983

25 1971, 1981, 1985

23 1973, 1984

Fewest Touchdowns, Season

7 1961, 1965

8 1999, 2011

10 (12x) Last: 2012

Most Touchdowns, Game

5 Oct. 21, 1973 vs. Atlanta

Sept. 18, 1960 at Houston

4 (11x) Last: Nov. 3, 2013 at Washington

3 (51x) Last: Nov. 12, 2023 vs. Detroit

PASSING ALLOWED

Most Seasons Leading League (Fewest Att.)

2 1966, 2019

Most Attempts, Season

636 1996
607 2002, 2004
605 2008

Most Attempts, Game

61 Sept. 20, 1987 vs. St. Louis
58 (2x) Last: Oct. 3, 2004 vs. Tennessee
57 (2x) Last: Sept. 22, 1996 at Oakland

Fewest Attempts, Season

330 1977
341 1973
342 1982[†]

Fewest Attempts, Game

7 Nov. 6, 1977 at Detroit
12 (2x) Last: Dec. 10, 1972 at Denver
13 (4x) Last: Oct. 4, 1987 at Cincinnati

Most Seasons Leading League (Fewest Cmp.)

1 1966

Most Completions, Season

411 2008
389 2023
375 2002

Most Completions, Game

40 Dec. 20, 1982 vs. Cincinnati
39 Oct. 3, 2004 vs. Tennessee
37 Oct. 9, 1994 Kansas City

Fewest Completions, Season

170 1966
172 1977
177 1973

Fewest Completions, Game

3 Sept. 19, 1976 at Tampa Bay
5 (5x) Last: Oct. 4, 1987 at Cincinnati
6 (6x) Last: Dec. 28, 2003 vs. Oakland

Most Seasons Leading League (Fewest Net Yds)

4 1961, 1964, 1965, 2010

Most Net Yards, Season

4,311 1981
4,295 2002
4,293 1985

Most Net Yards, Game

466 Sept. 10, 2023 vs. Miami
453 Nov. 10, 2002 at St. Louis
451 Oct. 1, 2000 at St. Louis

Fewest Net Yards, Season

1,725 1977
2,155 1966
2,174 1965

Fewest Net Yards, Game

-13 Oct. 4, 1987 at Cincinnati
-4 Sept. 19, 1976 at Tampa Bay
0 Dec. 28, 2003 vs. Oakland
Dec. 6, 1970 vs. Cincinnati

Most Seasons Leading League (Fewest TDs)

4 1963, 1965, 1966, 1979

Most Touchdowns, Season

36 2003
33 2000
31 1997

Most Touchdowns, Game

5 (9x) Last: Dec. 14, 2023 at Las Vegas
4 (31x) Last: Oct. 22, 2023 at Kansas City
3 (116x) Last: Sept. 24, 2023 at Minnesota

Fewest Touchdowns, Season

10 1982[†]
11 1979
13 1966, 1970, 1974

PUNT RETURNS ALLOWED

Most Seasons Leading League (Fewest Returns)

7 1960, 1963, 1966, 1967, 1968, 1982, 2004

Most by Opponents, Season

56 1988
51 1996, 2000
49 1998

Fewest by Opponents, Season

7 1982[†]
16 1968
17 1960, 1972

Most Yards by Opponents, Season

722 2000
612 1996
601 1976

Most Yards by Opponent, Game

160 Sept. 13, 2010 at Kansas City
150 Dec. 27, 1987 at Denver
145 Dec. 6, 2020 vs. New England

KICKOFF RETURNS ALLOWED

Most Seasons Leading League (Fewest Returns)

1 1975

Most by Opponent, Season

90 2006
88 1981
87 2009

Fewest by Opponent, Season

11 2023
15 2022
21 2016

Most by Opponent, Game

10 (4x) Last: Dec. 16, 2007 vs. Detroit
9 (7x) Last: Nov. 28, 2010 at Indianapolis
8 (25x) Last: Nov. 24, 2013 at Kansas City

CAREER TOP-10

RUSHING YARDS

1. LaDainian Tomlinson, 2001-09	12,490
2. Paul Lowe, 1960-68	4,972
3. Austin Ekeler, 2017-23	4,355
4. Marion Butts, 1989-93	4,297
5. Melvin Gordon, 2015-19	4,240
6. Ryan Mathews, 2010-14	4,061
7. Natrone Means, 1993-95, 98-99	3,885
8. Chuck Muncie, 1980-84	3,309
9. Don Woods, 1974-80	2,858
10. Keith Lincoln, 1961-66, 68	2,698

RUSHING TOUCHDOWNS

1. LaDainian Tomlinson, 2001-09	138
2. Chuck Muncie, 1980-84	43
3. Austin Ekeler, 2017-23	39
4. Paul Lowe, 1960-68	38
5. Melvin Gordon, 2015-19	36
6. Natrone Means, 1993-95, 98-99	34
7. Marion Butts, 1989-93	31
8. Ryan Mathews, 2010-14	23
9. Mike Tolbert, 2008-11	20
10. Tim Spencer, 1985-90	19

RUSHING ATTEMPTS

1. LaDainian Tomlinson, 2001-09	2,880
2. Melvin Gordon, 2015-19	1,059
3. Marion Butts, 1989-93	1,031
4. Paul Lowe, 1960-68	1,015
5. Natrone Means, 1993-95, 98-99	1,013
6. Austin Ekeler, 2017-23	990
7. Ryan Mathews, 2010-14	923
8. Chuck Muncie, 1980-84	773
9. Don Woods, 1974-80	713
10. Keith Lincoln, 1961-66, 68	573

TOTAL YARDS FROM SCRIMMAGE

1. LaDainian Tomlinson, 2001-09	16,445
2. Antonio Gates, 2003-18	11,841
3. Keenan Allen, 2013-23	10,643
4. Lance Alworth, 1962-70	9,721
5. Charlie Joiner, 1976-86	9,191
6. Austin Ekeler, 2017-23	8,239
7. Gary Garrison, 1966-76	7,562
8. Kellen Winslow, 1979-87	6,741
9. Wes Chandler, 1981-87	6,197
10. Melvin Gordon, 2015-19	6,113

PASSING YARDS

1. Philip Rivers, 2004-19	59,271
2. Dan Fouts, 1973-87	43,040
3. John Hadl, 1962-72	26,938
4. Justin Herbert, 2020-24	19,112
5. Stan Humphries, 1992-97	16,085
6. Drew Brees, 2001-05	12,348
7. Jack Kemp, 1960-62	5,996
8. Doug Flutie, 2001-04	4,901
9. John Friesz, 1990-93	4,396
10. Jim Harbaugh, 1999-2000	4,177

TOUCHDOWN PASSES

1. Philip Rivers, 2004-19	397
2. Dan Fouts, 1973-87	254
3. John Hadl, 1962-72	201
4. Justin Herbert, 2020-24	125
5. Stan Humphries, 1992-97	85
6. Drew Brees, 2001-05	80
7. Jack Kemp, 1960-62	37
8. Tobin Rote, 1963-64	29
9. Doug Flutie, 2001-04	25
10. Billy Joe Tolliver, 1989-90	21

PASS ATTEMPTS

1. Philip Rivers, 2004-19	7,591
2. Dan Fouts, 1973-87	5,604
3. John Hadl, 1962-72	3,640
4. Justin Herbert, 2020-24	2,663
5. Stan Humphries, 1992-97	2,350
6. Drew Brees, 2001-05	1,809
7. Jack Kemp, 1960-62	815
8. John Friesz, 1990-93	747
9. Doug Flutie, 2001-04	737
10. Jim Harbaugh, 1999-2000	636

PASS COMPLETIONS

1. Philip Rivers, 2004-19	4,908
2. Dan Fouts, 1973-87	3,297
3. John Hadl, 1962-72	1,824
4. Justin Herbert, 2020-24	1,772
5. Stan Humphries, 1992-97	1,335
6. Drew Brees, 2001-05	1,125
7. Doug Flutie, 2001-04	408
8. John Friesz, 1990-93	401
9. Jack Kemp, 1960-62	389
10. Jim Harbaugh, 1999-2000	372

PASSES INTERCEPTED

1. Dan Fouts, 1973-87	242
2. John Hadl, 1962-72	211
3. Philip Rivers, 2004-19	198
4. Stan Humphries, 1992-97	73
5. Drew Brees, 2001-05	53
6. Jack Kemp, 1960-62	49
7. Justin Herbert, 2020-24	43
8. Ryan Leaf, 1998-2000	33
9. Tobin Rote, 1963-64	32
10. Craig Whelihan, 1995-98	29

RECEIVING YARDS

1. Antonio Gates, 2003-18	11,841
2. Keenan Allen, 2013-23	10,530
3. Lance Alworth, 1962-70	9,584
4. Charlie Joiner, 1976-86	9,203
5. Gary Garrison, 1966-76	7,533
6. Kellen Winslow, 1979-87	6,741
7. Wes Chandler, 1981-87	6,132
8. Anthony Miller, 1988-93	5,582
9. Malcom Floyd, 2004-15	5,550
10. Mike Williams, 2017-23	4,806

RECEIVING TOUCHDOWNS

1. Antonio Gates, 2003-18	116
2. Lance Alworth, 1962-70	81
3. Keenan Allen, 2013-23	59
4. Gary Garrison, 1966-76	58
5. Charlie Joiner, 1976-86	47
6. Kellen Winslow, 1979-87	45
7. Wes Chandler, 1981-87	41
8. Vincent Jackson, 2005-11	37
9. Anthony Miller, 1988-93	37
10. John Jefferson, 1978-80	36

RECEPTIONS

1. Antonio Gates, 2003-18	955
2. Keenan Allen, 2013-23	904
3. Charlie Joiner, 1976-86	586
4. Kellen Winslow, 1979-87	541
5. LaDainian Tomlinson, 2001-09	530
6. Lance Alworth, 1962-70	493
7. Austin Ekeler, 2017-23	440
8. Gary Garrison, 1966-76	404
9. Ronnie Harmon, 1990-95	377
10. Anthony Miller, 1988-93	374

QUARTERBACK SACKS

1. Leslie O'Neal, 1986, 1988-95	105.5
2. Joey Bosa, 2016-24	70.0
3. Shaun Phillips, 2004-12	69.5
4. Gary Johnson, 1975-84	67.0
5. Lee Williams, 1984-90	65.5
6. Fred Dean, 1975-81	53.5
7. Melvin Ingram, 2012-20	49.0
8. Junior Seau, 1990-2002	47.0
9. Raylee Johnson, 1993-2003	46.0
10. Shawne Merriman, 2005-09	43.5
Leroy Jones, 1976-83	43.5

INTERCEPTIONS

1. Gill Byrd, 1983-92	42
2. Dick Harris, 1960-65	29
3. Rodney Harrison, 1994-2002	26
4. Kenny Graham, 1964-69	25
5. Mike Williams, 1975-82	24
6. Joe Beauchamp, 1966-75	23
7. Quentin Jammer, 2002-12	21
Woodrowe Lowe, 1976-86	21
Bob Howard, 1967-74	21
Leslie "Speedy" Duncan, 1964-70	21

INTERCEPTION RETURN YARDS

1. Gill Byrd, 1983-92	546
2. Charlie McNeil, 1960-64	502
3. Kenny Graham, 1964-69	477
4. Joe Beauchamp, 1966-75	433
5. Dick Harris, 1960-65	413
6. Rodney Harrison, 1994-2002	345
7. Woodrowe Lowe, 1976-86	343
8. Darren Carrington, 1991-94	337
9. Leslie "Speedy" Duncan, 1964-70	322
10. Glen Edwards, 1978-81	309

INTERCEPTION TOUCHDOWNS

1. Kenny Graham, 1964-69	5
Dick Harris, 1960-65	5
2. Woodrowe Lowe, 1976-86	4
4. Eric Weddle, 2007-13	3
Joe Beauchamp, 1966-75	3
6. Desmond King, 2017-20	2
Shaun Phillips, 2004-12	2
Demorrio Williams, 2012	2
Antonio Cromartie, 2006-09	2
Clinton Hart, 2004-09	2
Donnie Edwards, 2002-06	2
Rodney Harrison, 1994-2002	2
Stanley Richard, 1991-94	2
Donald Frank, 1990-93	2
Gill Byrd, 1983-92	2
Gary Johnson, 1975-84	2
Leslie "Speedy" Duncan, 1964-70	2
Earl Faison, 1961-66	2
Charlie McNeil, 1960-64	2
Bob Laraba, 1960-61	2

TOUCHDOWNS SCORED

1. LaDainian Tomlinson, 2001-09	153
2. Antonio Gates, 2003-18	116
3. Lance Alworth, 1962-70	83
4. Austin Ekeler, 2017-23	69
5. Keenan Allen, 2013-23	60
6. Gary Garrison, 1966-76	58
7. Melvin Gordon, 2015-19	47
Charlie Joiner, 1976-86	47
9. Paul Lowe, 1960-68	46
10. Kellen Winslow, 1979-87	45
Chuck Muncie, 1980-84	45

POINTS SCORED

1. John Carney, 1990-2000.....	1,076
2. LaDainian Tomlinson, 2001-09.....	918
3. Nate Kaeding, 2004-12.....	889
4. Rolf Benirschke, 1977-86.....	766
5. Antonio Gates, 2003-18.....	700
6. Nick Novak, 2011-14, 17.....	503
7. Lance Alworth, 1962-70.....	500
8. Austin Ekeler, 2017-23.....	418
9. Dennis Pardee, 1968-75.....	380
10. Keenan Allen, 2013-23.....	364

FIELD GOALS

1. John Carney, 1990-2000.....	261
2. Nate Kaeding, 2004-12.....	180
3. Rolf Benirschke, 1977-86.....	146
4. Nick Novak, 2011-14, 17.....	110
5. Dennis Pardee, 1968-75.....	71
6. Cameron Dicker, 2022-24.....	69
7. Michael Badgley, 2018-20.....	52
Josh Lambo, 2015-16.....	52
9. George Blair, 1961-64.....	50
10. Steve Christie, 2001-03.....	42

FIELD GOAL ATTEMPTS

1. John Carney, 1990-2000.....	320
2. Rolf Benirschke, 1977-86.....	208
3. Nate Kaeding, 2004-12.....	207
4. Nick Novak, 2011-14, 17.....	130
5. Dennis Pardee, 1968-75.....	121
6. George Blair, 1961-64.....	80
7. Cameron Dicker, 2022-24.....	74
8. Ray Wersching, 1973-76.....	68
9. Michael Badgley, 2018-20.....	65
10. Josh Lambo, 2015-16.....	64

KICKOFF RETURN YARDS

1. Darren Sproles, 2005-10.....	6,469
2. Ronney Jenkins, 2000-02.....	3,997
3. Andre Coleman, 1994-96.....	3,914
4. Leslie "Speedy" Duncan, 1964-70.....	3,386
5. James Brooks, 1981-83.....	2,305
6. Kenny Bynum, 1997-2000.....	2,182
7. Lionel James, 1984-88.....	2,094
8. Nate Lewis, 1990-93.....	2,047
9. Artie Owens, 1976-79.....	1,998
10. Tim Dwight, 2001-04.....	1,876

KICKOFF RETURN TOUCHDOWNS

1. Andre Coleman, 1994-96.....	4
2. Ronney Jenkins, 2000-02.....	3
3. Darren Sproles, 2005-10.....	2
Anthony Miller, 1988-93.....	2
5. Andre Roberts, 2021.....	1
Micheal Spurlock, 2012.....	1
Tim Dwight, 2001-04.....	1
Richard Goodman, 2010-11.....	1
Rodney Harrison, 1994-2002.....	1
Nate Lewis, 1990-93.....	1
Jamie Holland, 1987-89.....	1
Gary Anderson, 1985-88.....	1
Keith Lincoln, 1960-66.....	1

KICKOFF RETURNS

1. Darren Sproles, 2005-10.....	258
2. Andre Coleman, 1994-96.....	166
3. Ronney Jenkins, 2000-02.....	165
4. Leslie "Speedy" Duncan, 1964-70.....	134
5. Kenny Bynum, 1997-2000.....	107
6. James Brooks, 1981-83.....	105
7. Lionel James, 1984-88.....	99
8. Nate Lewis, 1990-93.....	92
9. Artie Owens, 1976-79.....	88
10. Tim Dwight, 2001-04.....	80

PUNT RETURN YARDS

1. Mike Fuller, 1975-80.....	2,388
2. Leslie "Speedy" Duncan, 1964-70.....	1,651
3. Darrien Gordon, 1993-94, 96.....	1,407
4. Lionel James, 1984-88.....	1,193
5. Darren Sproles, 2005-10.....	935
6. Eric Parker, 2002-06.....	881
7. James Brooks, 1981-83.....	565
8. Derius Davis, 2023-24.....	518
9. Tim Dwight, 2001-04.....	508
10. Eric Metcalf, 1997.....	489

PUNT RETURN TOUCHDOWNS

1. Leslie "Speedy" Duncan, 1964-70.....	4
2. Eric Metcalf, 1997.....	3
Darrien Gordon, 1993-94, 96.....	3
4. Desmond King, 2017-20.....	2
Darren Sproles, 2005-10.....	2
Lionel James, 1984-88.....	2
Mike Fuller, 1975-80.....	2
Ron Smith, 1973.....	2
9. Derius Davis, 2023-24.....	1
Travis Benjamin, 2017-19.....	1
Micheal Spurlock, 2012.....	1
Tim Dwight, 2001-04.....	1
Andre Coleman, 1994-96.....	1
Nate Lewis, 1990-93.....	1
Kitrick Taylor, 1990-91.....	1
Keith Lincoln, 1961-68.....	1

PUNT RETURNS

1. Mike Fuller, 1975-80.....	212
2. Leslie "Speedy" Duncan, 1964-70.....	138
3. Lionel James, 1984-88.....	124
4. Darren Sproles, 2005-10.....	114
5. Eric Parker, 2002-06.....	105
6. Darrien Gordon, 1993-94, 96.....	103
7. James Brooks, 1981-83.....	52
8. Tim Dwight, 2001-04.....	46
9. Desmond King, 2017-20.....	45
Eric Metcalf, 1997.....	45

SEASONS

1. David Binn, 1994-2010.....	17
2. Philip Rivers, 2004-16.....	16
Antonio Gates, 2003-18.....	16
3. Dan Fouts, 1973-87.....	15
Russ Washington, 1968-82.....	15
6. Doug Wilkerson, 1971-84.....	14
Don Macek, 1976-89.....	14
8. Mike Scifres, 2003-15.....	13
Junior Seau, 1990-2002.....	13
10. Jamal Williams, 1998-2009.....	12

GAMES PLAYED

1. David Binn, 1994-2010.....	256
2. Antonio Gates, 2003-18.....	236
3. Philip Rivers, 2004-19.....	228
4. Junior Seau, 1990-2002.....	200
Russ Washington, 1968-82.....	200
6. Mike Scifres, 2003-15.....	195
Doug Wilkerson, 1971-84.....	195
8. Dan Fouts, 1973-87.....	181
9. Quentin Jammer, 2002-12.....	172
10. Charlie Joiner, 1976-86.....	164
Woodrow Lowe, 1976-86.....	164

SINGLE-SEASON TOP-10

RUSHING YARDS

1. LaDainian Tomlinson, 2006	1,815
2. LaDainian Tomlinson, 2002	1,683
3. LaDainian Tomlinson, 2003	1,645
4. LaDainian Tomlinson, 2007	1,474
5. LaDainian Tomlinson, 2005	1,462
6. Natrone Means, 1994	1,350
7. LaDainian Tomlinson, 2004	1,335
8. Ryan Mathews, 2013	1,255
9. LaDainian Tomlinson, 2001	1,236
10. Marion Butts, 1990	1,225

RUSHING TOUCHDOWNS

1. LaDainian Tomlinson, 2006	28
2. Chuck Muncie, 1981	19
3. LaDainian Tomlinson, 2005	18
4. LaDainian Tomlinson, 2004	17
5. LaDainian Tomlinson, 2007	15
6. LaDainian Tomlinson, 2002	14
7. Austin Ekeler, 2022	13
LaDainian Tomlinson, 2003	13
8. Austin Ekeler, 2021	12
LaDainian Tomlinson, 2009	12
Natrone Means, 1994	12
Chuck Muncie, 1983	12
Clarence Williams, 1979	12

RUSHING ATTEMPTS

1. LaDainian Tomlinson, 2002	372
2. LaDainian Tomlinson, 2006	348
3. Natrone Means, 1994	343
4. LaDainian Tomlinson, 2005	339
LaDainian Tomlinson, 2004	339
LaDainian Tomlinson, 2001	339
7. LaDainian Tomlinson, 2007	315
8. LaDainian Tomlinson, 2003	313
9. Earnest Jackson, 1984	296
10. LaDainian Tomlinson, 2008	292

TOTAL YARDS FROM SCRIMMAGE

1. LaDainian Tomlinson, 2003	2,370
2. LaDainian Tomlinson, 2006	2,323
3. LaDainian Tomlinson, 2002	2,172
4. LaDainian Tomlinson, 2007	1,949
5. LaDainian Tomlinson, 2005	1,832
6. LaDainian Tomlinson, 2004	1,776
7. Austin Ekeler, 2022	1,637
8. LaDainian Tomlinson, 2001	1,603
9. Lance Alworth, 1965	1,590
10. Natrone Means, 1994	1,585

PASSING YARDS

1. Justin Herbert, 2021	5,014
2. Dan Fouts, 1981	4,802
3. Philip Rivers, 2015	4,792
4. Justin Herbert, 2022	4,739
5. Dan Fouts, 1980	4,715
6. Philip Rivers, 2010	4,710
7. Philip Rivers, 2011	4,624
8. Philip Rivers, 2019	4,615
9. Philip Rivers, 2017	4,515
10. Philip Rivers, 2013	4,478

TOUCHDOWN PASSES

1. Justin Herbert, 2021	38
2. Philip Rivers, 2008	34
Philip Rivers, 2016	33
Dan Fouts, 1981	33
5. Philip Rivers, 2018	32
Philip Rivers, 2013	32
7. Justin Herbert, 2020	31
Philip Rivers, 2014	31
9. Philip Rivers, 2010	30
Dan Fouts, 1980	30

PASS ATTEMPTS

1. Justin Herbert, 2022	699
2. Justin Herbert, 2021	672
3. Philip Rivers, 2015	661
4. Dan Fouts, 1981	609
5. Justin Herbert, 2020	595
6. Philip Rivers, 2019	591
7. Dan Fouts, 1980	589
8. Philip Rivers, 2011	582
9. Philip Rivers, 2016	578
10. Philip Rivers, 2017	575

PASS COMPLETIONS

1. Justin Herbert, 2022	477
2. Justin Herbert, 2021	443
3. Philip Rivers, 2015	437
4. Justin Herbert, 2020	396
5. Philip Rivers, 2019	390
6. Philip Rivers, 2014	379
7. Philip Rivers, 2013	378
8. Philip Rivers, 2011	366
9. Dan Fouts, 1981	360
Philip Rivers, 2017	360

PASSES INTERCEPTED

1. John Hadl, 1968	32
2. John Hadl, 1972	26
3. John Hadl, 1971	25
Jack Kemp, 1960	25
5. Dan Fouts, 1980	24
Dan Fouts, 1979	24
John Hadl, 1962	24
8. Dan Fouts, 1986	22
John Hadl, 1967	22
Jack Kemp, 1961	22

RECEIVING YARDS

1. Lance Alworth, 1965	1,602
2. Keenan Allen, 2017	1,393
3. Lance Alworth, 1966	1,383
4. John Jefferson, 1980	1,340
5. Lance Alworth, 1968	1,312
6. Kellen Winslow, 1980	1,290
7. Anthony Miller, 1989	1,252
8. Keenan Allen, 2023	1,243
9. Lance Alworth, 1964	1,235
10. Tony Martin, 1995	1,224

RECEIVING TOUCHDOWNS

1. Tony Martin, 1996	14
Lance Alworth, 1965	14
3. Antonio Gates, 2004	13
John Jefferson, 1980	13
John Jefferson, 1978	13
Lance Alworth, 1966	13
Lance Alworth, 1964	13
8. Antonio Gates, 2014	12
Gary Garrison, 1970	12
10. Lance Alworth, 1963	11

RECEPTIONS

1. Keenan Allen, 2023	108
2. Austin Ekeler, 2022	107
3. Keenan Allen, 2021	106
4. Keenan Allen, 2019	104
5. Keenan Allen, 2017	102
6. Keenan Allen, 2020	100
LaDainian Tomlinson, 2003	100
8. Keenan Allen, 2018	97
9. Austin Ekeler, 2019	92
10. Tony Martin, 1995	90

QUARTERBACK SACKS (since 1982)

1. Khalil Mack, 2023	17.0
Shawne Merriman, 2006	17.0
Leslie O'Neal, 1992	17.0
4. Lee Williams, 1986	15.0
5. Lee Williams, 1989	14.0
6. Leslie O'Neal, 1990	13.5
7. Marcellus Wiley, 2001	13.0
8. Joey Bosa, 2017	12.5
Shawne Merriman, 2007	12.5
Leslie O'Neal, 1995	12.5
Leslie O'Neal, 1994	12.5
Leslie O'Neal, 1989	12.5
Leslie O'Neal, 1986	12.5

INTERCEPTIONS

1. Antonio Cromartie, 2007	10
2. Charlie McNeil, 1961	9
3. Ryan McNeil, 2001	8
Dick Harris, 1963	8
Claude Gibson, 1962	8
Bob Zeman, 1961	8
7. Casey Hayward, 2016	7
Eric Weddle, 2011	7
Darren Carrington, 1993	7
Gill Byrd, 1990	7
Gill Byrd, 1989	7
Gill Byrd, 1988	7
Danny Walters, 1983	7
Bryant Salter, 1972	7
Jim Hill, 1969	7
Leslie "Speedy" Duncan, 1966	7
Bud Whitehead, 1965	7
Dick Harris, 1961	7

INTERCEPTION RETURN YARDS

1. Charlie McNeil, 1961	349
2. Stanley Richard, 1994	224
3. Vencie Glenn, 1987	166
4. Gill Byrd, 1984	157
5. Jeff Dale, 1986	153
6. Darren Carrington, 1992	152
7. Bob Laraba, 1961	151
8. Woodrow Lowe, 1979	150
9. Antonio Cromartie, 2007	144
10. Dick Harris, 1961	140

INTERCEPTION TOUCHDOWNS

1. Dick Harris, 1961	3
2. Demorrio Williams, 2012	2
Clinton Hart, 2005	2
Stanley Richard, 1994	2
Gill Byrd, 1984	2
Woodrow Lowe, 1979	2
Kenny Graham, 1969	2
Joe Beauchamp, 1968	2
Bob Laraba, 1961	2
Charlie McNeil, 1961	2

TOUCHDOWNS SCORED

1. LaDainian Tomlinson, 2006	31
2. Austin Ekeler, 2021	20
LaDainian Tomlinson, 2005	20
4. Chuck Muncie, 1981	19
5. Austin Ekeler, 2022	18
LaDainian Tomlinson, 2007	18
LaDainian Tomlinson, 2004	18
8. LaDainian Tomlinson, 2003	17
9. LaDainian Tomlinson, 2002	15
Lance Alworth, 1964	15

POINTS SCORED

1.	LaDainian Tomlinson, 2006	186
2.	Nate Kaeding, 2009	146
3.	Nick Novak, 2013	144
4.	Nate Kaeding, 2006	136
5.	John Carney, 1994	135
6.	Cameron Dicker, 2023	128
7.	Nate Kaeding, 2008	127
8.	Austin Ekeler, 2021	124
	John Carney, 1993	124
10.	Nick Novak, 2011	122

FIELD GOALS

1.	Nick Novak, 2013	34
	John Carney, 1994	34
3.	Nate Kaeding, 2009	32
4.	Cameron Dicker, 2023	31
	John Carney, 1999	31
	John Carney, 1993	31
7.	John Carney, 1996	29
8.	Nick Novak, 2011	27
	Nate Kaeding, 2008	27
10.	Josh Lambo, 2016	26
	Josh Lambo, 2015	26
	Nate Kaeding, 2006	26
	John Carney, 1998	26
	John Carney, 1992	26

FIELD GOAL ATTEMPTS

1.	John Carney, 1993	40
2.	John Carney, 1994	38
3.	Nick Novak, 2013	37
4.	John Carney, 1999	36
	John Carney, 1996	36
	Rolf Benirschke, 1980	36
7.	Nate Kaeding, 2009	35
8.	Nick Novak, 2011	34
9.	Cameron Dicker, 2023	33
	Michael Badgley, 2020	33
10.	Josh Lambo, 2016	32
	Josh Lambo, 2015	32
	Nate Kaeding, 2008	32
	Wade Richey, 2001	32
	John Carney, 1992	32
	Dennis ParTEE, 1968	32

KICKOFF RETURN YARDS

1.	Ronney Jenkins, 2001	1,541
2.	Ronney Jenkins, 2000	1,531
3.	Darren Sproles, 2005	1,528
4.	Andre Coleman, 1995	1,411
5.	Darren Sproles, 2008	1,376
6.	Darren Sproles, 2009	1,300
7.	Andre Coleman, 1994	1,293
8.	Darren Sproles, 2010	1,257
9.	Tim Dwight, 2004	1,222
10.	Andre Coleman, 1996	1,210

KICKOFF RETURN TOUCHDOWNS

1.	Ronney Jenkins, 2001	2
	Andre Coleman, 1995	2
	Andre Coleman, 1994	2
4.	Andre Roberts, 2021	1
	Micheal Spurlock, 2012	1
	Richard Goodman, 2011	1
	Darren Sproles, 2008	1
	Darren Sproles, 2007	1
	Tim Dwight, 2004	1
	Ronney Jenkins, 2000	1
	Rodney Harrison, 1997	1
	Nate Lewis, 1991	1
	Anthony Miller, 1989	1
	Jamie Holland, 1988	1
	Anthony Miller, 1988	1
	Gary Anderson, 1985	1
	Keith Lincoln, 1962	1

KICKOFF RETURNS

1.	Ronney Jenkins, 2000	67
2.	Darren Sproles, 2005	63
3.	Andre Coleman, 1995	62
4.	Ronney Jenkins, 2001	58
5.	Andre Coleman, 1996	55
6.	Darren Sproles, 2009	54
7.	Darren Sproles, 2008	53
8.	Darren Sproles, 2010	51
9.	Tim Dwight, 2004	50
	Leon Johnson, 2003	50

PUNT RETURN YARDS

1.	Darrien Gordon, 1996	537
2.	Eric Metcalf, 1997	489
3.	Darrien Gordon, 1994	475
4.	Leslie "Speedy" Duncan, 1965	464
5.	Mike Fuller, 1979	448
6.	Mike Fuller, 1978	436
	Mike Fuller, 1976	436
8.	Leslie "Speedy" Duncan, 1967	434
9.	Mike Fuller, 1975	410
10.	Lionel James, 1987	400

PUNT RETURN TOUCHDOWNS

1.	Eric Metcalf, 1997	3
2.	Darrien Gordon, 1994	2
	Ron Smith, 1973	2
	Leslie "Speedy" Duncan, 1965	2
5.	Derius Davis, 2023	1
	Desmond King, 2019	1
	Desmond King, 2018	1
	Travis Benjamin, 2017	1
	Micheal Spurlock, 2012	1
	Darren Sproles, 2009	1
	Darren Sproles, 2007	1
	Tim Dwight, 2001	1
	Darrien Gordon, 1996	1
	Andre Coleman, 1995	1
	Nate Lewis, 1990	1
	Kitrick Taylor, 1990	1
	Lionel James, 1987	1
	Lionel James, 1984	1
	Mike Fuller, 1977	1
	Mike Fuller, 1975	1
	Leslie "Speedy" Duncan, 1968	1
	Leslie "Speedy" Duncan, 1966	1
	Keith Lincoln, 1961	1

PUNT RETURNS

1.	Mike Fuller, 1979	46
2.	Eric Metcalf, 1997	45
3.	Mike Fuller, 1978	39
4.	Eric Parker, 2006	37
5.	Darrien Gordon, 1996	36
	Darrien Gordon, 1994	36
	Mike Fuller, 1975	36
	Leslie "Speedy" Duncan, 1967	36
9.	Mike Fuller, 1976	33
10.	Latario Rachal, 1998	32
	Lionel James, 1987	32

CHARGERS AND OPPONENT 10 LONGEST

RUNS FROM SCRIMMAGE

CHARGERS

- 87t Melvin Gordon, Oct. 29, 2017 at New England
Paul Lowe, Sept. 10, 1961 at Dallas Texans
86t Keith Lincoln, Sept. 30, 1962 at Oakland
85t LaDainian Tomlinson, Dec. 17, 2006 vs. K.C.
83t Michael Turner, Dec. 18, 2005 at Indianapolis
80t Brad Hubbert, Dec. 24, 1967 vs. N.Y. Jets
76t Keith Lincoln, Oct. 20, 1963 at Kansas City
76 LaDainian Tomlinson, Dec. 1, 2002 vs. Den.
75 Justin Jackson, Oct. 31, 2021 vs. New England
74t Michael Turner, Oct. 7, 2007 at Denver

OPPONENT

- 90t Colin Kaepernick, Dec. 20, 2014 at S.F.
89t Kenny King, Oct. 12, 1980 at Oakland
84t Damien Williams, Dec. 29, 2019 at K.C.
81 Billy Sims, Sept. 30, 1984 vs. Detroit
77 Napoleon Kaufman, Sept. 22, 1996 at Oak.
75t David Montgomery, Nov. 12, 2023 vs. Detroit
Dameon Pierce, Oct. 2, 2022 at Houston
74t Kenneth Walker III, Oct. 23, 2022 vs. Seattle
Jack Spikes, Sept. 10, 1961 at Dallas Texans
71t Corey Dillon, Nov. 2, 1997 at Cincinnati

PASS COMPLETIONS

CHARGERS

- 99t S.Humphries to T.Martin, Sept. 18, 1994 at Sea.
91t J.Kemp to K.Lincoln, Nov. 12, 1961 at Denver
88t E.Luther to B.Duckworth, Dec. 3, 1984 vs. Chi.
85t J.Hadl to L.Alworth, Oct. 17, 1965 at Boston
T.Rote to L.Alworth, Oct. 6, 1963 at Denver
84t P.Rivers to A.Ekeler, Dec. 8, 2019 at Jax.
J.Hadl to G.Garrison, Oct. 5, 1968 at N.Y. Jets
83t R.Leaf to J.Graham, Nov. 19, 2000 at Denver
82t T.Rote to L.Alworth, Dec. 6, 1964 vs. N.Y. Jets
81t P.Rivers to D.Sproles, Sept. 20, 2009 vs. Bal.
D.Fouts to C.Joiner, Oct. 17, 1976 vs. Hou. Oilers

OPPONENT

- 99t T.Green to M.Boerigter, Dec. 22, 2002 at K.C.
98t J.Lee to W.Dewveall, Nov. 25, 1962 at Hou. Oilers
96t J.Montana to J.Rice, Nov. 27, 1988 vs. S.F.
93t C.Morton to S.Watson, Sept. 27, 1981 at Denver
90t S.DeBerg to J.Birden, Nov. 18, 1990 at K.C.
C.Davidson to D.Dorsey, Dec. 2, 1962 vs. Oak.
89t N.O'Donnell to D.Stone, Sept. 1, 1991 at Pit.
87t D.Carr to A.Cooper, Dec. 31, 2017 vs. Oak.
J.Namath to D.Maynard, Nov. 24, 1968 vs. N.Y. Jets
F.Tripucka to A.Frazier, Nov. 12, 1961 at Den.

FIELD GOALS

CHARGERS

- 59 Cameron Dicker, Oct. 21, 2024 at Arizona
Michael Badgley, Dec. 9, 2018 vs. Cincinnati
57 Nate Kaeding, Dec. 21, 2008 at Tampa Bay
55 Cameron Dicker, Nov. 6, 2023 at N.Y. Jets
Cameron Dicker, Oct. 22, 2023 at Kansas City
Nate Kaeding, Nov. 29, 2009 vs. Kansas City
54 Josh Lambo, Oct. 12, 2015 vs. Pittsburgh
Nate Kaeding, Oct. 1, 2006 at Baltimore
John Carney, Sept. 17, 2000 at Kansas City
John Carney, Sept. 6, 1998 vs. Buffalo
John Carney, Nov. 10, 1991 vs. Seattle

OPPONENT

- 61 Brandon McManus, Jan. 2, 2022 vs. Denver
58 Harrison Butker, Sept. 20, 2020 vs. K.C. (OT)
Harrison Butker, Sept. 20, 2020 vs. K.C. (OT)
Dan Miller, Dec. 26, 1982 vs. Baltimore Colts
56 Greg Zuerlein, Sept. 19, 2021 vs. Dallas
Justin Tucker, Dec. 22, 2018 vs. Baltimore
Sebastian Janikowski, Oct. 9, 2016 at Oakland
55 Jason Sanders, Dec. 11, 2022 vs. Miami
Daniel Carlson, Dec. 4, 2022 at Las Vegas
Daniel Carlson, Sept. 11, 2022 vs. Las Vegas
Jason Elam, Nov. 7, 1999 vs. Denver
Gary Anderson, Nov. 25, 1984 at Pittsburgh
George Blanda, Dec. 3, 1961 vs. Houston Oilers

PUNTS

CHARGERS

- 83 JK Scott, Dec. 10, 2023 vs. Denver
82 Paul Maguire, Nov. 19, 1961 vs. Dallas Texans
73 Dennis ParTEE, Oct. 17, 1971 at Denver
72 Mike Scifres, Sept. 21, 2014 at Buffalo
71 Mike Scifres, Nov. 10, 2011 vs. Oakland
Mike Scifres, Oct. 1, 2006 at Baltimore
Mike Scifres, Dec. 4, 2005 vs. Oakland
Maury Buford, Sept. 12, 1982 at Denver
John Hadl, Nov. 8, 1964 at Denver
70 Mike Scifres, Nov. 25, 2007 vs. Baltimore

OPPONENT

- 81 Dustin Colquitt, Dec. 2, 2007 at Kansas City
79 Drew Butler, Dec. 9, 2012 at Pittsburgh
77 Greg Montgomery, Sept. 19, 1993 vs. Hou. Oilers
75 Kevin Huber, Dec. 1, 2013 vs. Cincinnati
74 Tommy Townsend, Sept. 15, 2022 at Kansas City
Bob Grupp, Nov. 4, 1979 at Kansas City
73 Shane Lechler, Sept. 28, 2003 vs. Oakland
Ryan Plackemeier, Dec. 24, 2006 at Seattle
72 Chris Gardocki, Oct. 26, 1997 vs. Indianapolis
Bob Scarpitto, Oct. 22, 1967 at Denver
Jerrel Wilson, Sept. 29, 1963 vs. Kansas City

INTERCEPTION RETURNS

CHARGERS

- 103t Vencie Glenn, Nov. 29, 1987 vs. Denver
102t Donald Frank, Oct. 31, 1993 at L.A. Raiders
100t Leslie "Speedy" Duncan, Oct. 15, 1967 vs. K.C.
99t Shaun Gayle, Dec. 23, 1995 at N.Y. Giants
Stanley Richard, Sept. 4, 1994 at Denver
Gill Byrd, Oct. 4, 1984 at Kansas City
90t Desmond King, Nov. 23, 2017 at Dallas
Jahleel Addae, Jan. 1, 2017 vs. Kansas City
86 Trevor Williams, Sept. 30, 2018 vs. S.F.
83t Willie Clark, Sept. 22, 1996 at Oakland

OPPONENT

- 102t Louis Breedon, Nov. 8, 1981 vs. Cincinnati
99t Jaylen Watson, Sept. 15, 2022 at Kansas City
Janoris Jenkins, Nov. 23, 2014 vs. St. Louis
Kevin Ross, Sept. 6, 1992 vs. Kansas City
96t Ray Griffin, Nov. 11, 1979 at Cincinnati
Bashaud Breeland, Dec. 10, 2017 vs. Was.
91t Chad Greenway, Sept. 27, 2015 at Minnesota
Fred Williamson, Sept. 30, 1962 at Oakland
90t Leroy Butler, Sept. 15, 1996 at Green Bay
Deion Sanders, Dec. 11, 1994 vs. S.F.
87t Mark McMillian, Dec. 14, 1997 vs. K.C.

KICKOFF RETURNS

CHARGERS

- 105t Richard Goodman, Jan. 1, 2012 at Oakland
103t Darren Sproles, Sept. 14, 2008 at Denver
Keith Lincoln, Sept. 16, 1962 vs. Titans of N.Y.
101t Andre Roberts, Jan. 2, 2022 vs. Denver
99t Micheal Spurlock, Dec. 30, 2012 vs. Oakland
98t Gary Anderson, Nov. 17, 1985 at Denver
95t Nate Lewis, Nov. 17, 1991 vs. New Orleans
94t Jamie Holland, Dec. 18, 1988 vs. Kansas City
93t Ronney Jenkins, Nov. 18, 2001 at Oakland
Ronney Jenkins, Sept. 10, 2000 vs. N.O.
Anthony Miller, Nov. 20, 1988 at L.A. Rams

OPPONENT

- 104t Mecole Hardman, Dec. 29, 2019 at K.C.
Ira Mathews, Oct. 25, 1979 at Oakland
103t Percy Harvin, Sept. 11, 2011 vs. Minnesota
101t Leon Washington, Sept. 26, 2010 at Seattle
Brian Mitchell, Dec. 6, 1998 at Washington
99t Leon Washington, Sept. 26, 2010 at Seattle
Byron Hanspard, Dec. 7, 1997 vs. Atlanta
98t Will Blackwell, Dec. 24, 2000 vs. Pittsburgh
97t Cassius Vaughn, Jan. 2, 2011 at Denver
Tim Brown, Sept. 4, 1988 at L.A. Raiders

PUNT RETURNS

CHARGERS

95t Leslie "Speedy" Duncan, Nov. 24, 1968 vs. NYJ
90t Darrien Gordon, Sept. 25, 1994 at L.A. Raiders
88t Andre Coleman, Sept. 17, 1995 at Philadelphia
Mike Fuller, Oct. 9, 1977 at New Orleans
87t Derius Davis, Nov. 6, 2023 at N.Y. Jets
85t Eric Metcalf, Nov. 2, 1997 at Cincinnati
84t Tim Dwight, Sept. 9, 2001 vs. Washington
Ron Smith, Nov. 18, 1973 vs. New Orleans
83t Eric Metcalf, Nov. 30, 1997 vs. Denver
82t Paul Lowe, Oct. 7, 1961 at Boston

OPPONENT

95t Tyreek Hill, Jan. 1, 2017 vs. Kansas City
94t Dexter McCluster, Sept. 13, 2010 at K.C.
92t Rick Upchurch, Oct. 3, 1976 at Denver
91t Tyreek Hill, Sept. 9, 2018 vs. Kansas City
86t Tamarick Vanover, Oct. 9, 1995 at Kansas City
82t George Atkinson, Oct. 13, 1968 at Oakland
82 Ray Buchanan, Nov. 3, 1996 at Indianapolis
81 Dennis Northcutt, Nov. 5, 2006 vs. Cleveland
80t Phillip Buchanon, Dec. 28, 2003 vs. Oakland
79t Lemar Parrish, Dec. 6, 1970 vs. Cincinnati

FUMBLE RETURNS

CHARGERS

86t Eric Weddle, Nov. 30, 2008 vs. Atlanta
82t Donnie Edwards, Nov. 10, 2002 at St. Louis
81t Vencie Glenn, Oct. 22, 1989 vs. N.Y. Giants
79t Marlon McCree, Oct. 29, 2006 vs. St. Louis
78t Paul Bradford, Nov. 23, 1997 at San Francisco
75t Keith Browner (25 yds.) lateral to
Sam Seale(50 yds.), Nov. 20, 1988
at L.A. Rams
61t Tevaughn Campbell, Dec. 5, 2021 at Cincinnati
Caraun Reid, Sept. 25, 2016 at Indianapolis
58t Rick Redman, Oct. 2, 1966 vs. Miami
53t Darrell Stuckey, Dec. 7, 2014 vs. New England
53 Henry Rolling, Oct. 6, 1991 at L.A. Raiders

OPPONENT

97t Mike Edwards, Jan. 7, 2024 vs. Kansas City
68 A.J. Duhe, Oct. 15, 1978 vs. Miami
65t Tony Carter, Oct. 15, 2012 vs. Denver
64t Tyvon Branch, Oct. 10, 2010 at Oakland
63t Joey Browner, Sept. 2, 1984 at Minnesota
63 Rob Ninkovich, Oct. 24, 2010 vs. N.E.
62 Carlton Gray, Oct. 27, 1996 at Seattle
59t George Atkinson, Nov. 25, 1973 at Oakland
57t Tyreek Hill, Dec. 11, 2022 vs. Miami
56t Ifeadi Odenigbo, Dec. 15, 2019 vs. Minnesota

BLOCKED PUNT RETURNS

CHARGERS

35t Bob Zeman, Oct. 7, 1961 at Boston
21t Derrie Nelson, Nov. 13, 1983 vs. Dallas
19 Pete Lazetich, Sept. 24, 1972 vs. Denver
5 Gene Selawski, Oct. 22, 1961 at Oakland
4 Wayne Davis, Nov. 17, 1985 at Denver
3 Steve Heiden, Dec. 17, 2000 at Carolina
0t Jacob Hester, Oct. 25, 2009 at Kansas City
Darryll Lewis, Sept. 26, 1999 vs. Indianapolis
0s Carlos Polk, Sept. 22, 2002 at Arizona
0 Corey Lynch, Sept. 10, 2012 at Oakland

OPPONENT

37t Frank Warren, Nov. 17, 1991 vs. New Orleans
29t Adam Hayward, Nov. 11, 2012 at Tampa Bay
16 Randy McClanahan, Sept. 18, 1977 at Oak.
15 Walt Landers, Sept. 24, 1978 vs. Green Bay
14 Glen Cadrez, Oct. 13, 2002 vs. Kansas City
9 Tyrone Braxton, Oct. 2, 1988 vs. Denver
5t Hiram Eugene, Oct. 10, 2010 at Oakland
2t Jerry Robinson, Nov. 20, 1986 vs. L.A. Raiders
0s Nick Schommer, Oct. 31, 2010 vs. Tennessee
Rock Cartwright, Oct. 10, 2010 at Oakland

BLOCKED FIELD GOAL RETURNS

CHARGERS

72t Leslie "Speedy" Duncan, Nov. 23, 1967 vs. Den.
35 Tom Day, Oct. 15, 1967 vs. Kansas City
28 Jim Tolbert, Nov. 15, 1971 vs. St. Louis
27 Kenny Graham, Nov. 15, 1964 at Kansas City
25 Jeff Staggs, Oct. 25, 1970 vs. Houston Oilers

OPPONENT

66 Tommy Casanova, Sept. 22, 1974 at Cin.
65t Matt Ware, Oct. 23, 2005 at Philadelphia
60 Louis Wright, Nov. 17, 1985 at Denver
54t Doug Evans, Dec. 17, 2000 at Carolina
44t Devin McCourty, Dec. 6, 2020 vs. N.E.
42t Ray McElroy, Oct. 26, 1997 vs. Indianapolis
28 John Barmlett, Nov. 27, 1966 vs. Denver
17 Charlie West, Dec. 5, 1971 vs. Minnesota
Mike Statton, Oct. 1, 1967 vs. Buffalo
16 Daniel Thomas, Oct. 25, 2020 vs. Jax.
Fletcher Smith, Oct. 15, 1967 vs. Kansas City

MISSED FIELD GOAL RETURNS

CHARGERS

109t Antonio Cromartie, Nov. 4, 2007 at Min.

INDIVIDUAL POSTSEASON RECORDS

*NFL Record

SCORING

Most Points, Career

- 42 Nate Kaeding, 2004-09
- 37 Rolf Benirschke, 1977-86
- 30 John Carney, 1990-2000

Most Points, Game

- 15 Michael Badgley, AFC Wild Card, Jan. 6, 2019, at Baltimore
- 12 (10x) Last: Cameron Dicker and Austin Ekeler, AFC Wild Card, Jan. 14, 2023 at Jax.
- 11 Rolf Benirschke, AFC Divisional, Jan. 2, 1982 at Miami

Most Touchdowns, Career

- 4 Darren Sproles, 2005-09
- LaDainian Tomlinson, 2001-09
- Kellen Winslow, 1979-87
- Charlie Joiner, 1976-86
- 3 (4x) Last: Keenan Allen, 2013-22
- 2 (8x) Last: Austin Ekeler, 2017-22

Most Touchdowns, Game

- 2 (8x) Last: Austin Ekeler, AFC Wild Card Jan. 14, 2023 at Jacksonville
- 1 (53x) Last: Gerald Everett, AFC Wild Card Jan. 14, 2023 at Jacksonville

Most Points After Touchdown, Career

- 18 Nate Kaeding, 2004-09
- 16 Rolf Benirschke, 1977-86
- 9 John Carney, 1990-2000

Most Points After Touchdown, Game

- 6 George Blair, AFL Championship, Jan. 5, 1964 vs. Boston
- 5 Rolf Benirschke, AFC Divisional, Jan. 2, 1982 at Miami
- 4 (2x) Last: Nate Kaeding, AFC Divisional, Jan. 13, 2008 at Indianapolis

Most Two-Point Conversions, Game

- 1 (4x) Last: Keenan Allen, AFC Divisional, Jan. 13, 2019 at New England

FIELD GOALS

Most, Career

- 8 Nate Kaeding, 2004-09
- 7 John Carney, 1990-2000
- Rolf Benirschke, 1977-86
- 5 Michael Badgley, 2018-20

Most, Game

- 5 Michael Badgley, AFC Wild Card, Jan. 6, 2019 at Baltimore
- 4 Nate Kaeding, AFC Championship, Jan. 20, 2008 at New England
- 3 Cameron Dicker, AFC Wild Card, Jan. 14, 2023 at Jacksonville
- Ben Agajanian, AFL Championship, Jan. 1, 1961 vs. Houston Oilers

Longest

- 54 John Carney, AFC Wild Card, Dec. 31, 1995 vs. Indianapolis
- 53 Michael Badgley, AFC Wild Card, Jan. 6, 2019 at Baltimore
- 50 Cameron Dicker, AFC Wild Card, Jan. 14, 2023 at Jacksonville

RUSHING

Most Attempts, Career

- 110 Chuck Muncie, 1980-84
- 96 LaDainian Tomlinson, 2001-09
- 63 Natrone Means, 1993-95, 98-99

Most Attempts, Game

- 26 LaDainian Tomlinson, AFC Wild Card, Jan. 8, 2005 vs. New York Jets
- 25 Chuck Muncie, AFC First Round, Jan. 9, 1983 at Pittsburgh
- 24 Natrone Means, AFC Divisional, Jan. 8, 1995 vs. Miami
- Chuck Muncie, AFC Divisional, Jan. 2, 1982 at Miami

Most Yards, Career

- 516 Chuck Muncie, 1980-84
- 380 Paul Lowe, 1960-68
- 327 LaDainian Tomlinson, 2001-09

Most Yards, Game

- 206 Keith Lincoln, AFL Championship, Jan. 5, 1964 vs. Boston
- 165 Paul Lowe, AFL Championship, Jan. 1, 1961 at Houston Oilers
- 139 Natrone Means, AFC Divisional, Jan. 8, 1995 vs. Miami

Most Touchdowns, Career

- 4 LaDainian Tomlinson, 2001-09
- 3 Chuck Muncie, 1980-84
- 2 (6x) Last: Austin Ekeler, 2017-22

Most Touchdowns, Game

- 2 Austin Ekeler, AFC Wild Card, Jan. 14, 2023 at Jacksonville
- Darren Sproles, AFC Wild Card, Jan. 3, 2009 vs. Indianapolis
- LaDainian Tomlinson, AFC Divisional, Jan. 14, 2007 vs. New England
- 1 (24x) Last: Melvin Gordon, AFC Divisional, Jan. 13, 2019 at New England

Longest Run

- 67t Keith Lincoln, AFL Championship, Jan. 5, 1964 vs. Boston
- 58t Ronnie Brown, AFC Wild Card, Jan. 5, 2014 at Cincinnati
- Paul Lowe, AFL Championship, Jan. 5, 1964 vs. Boston
- 56t Keith Lincoln, AFL Championship, Jan. 5, 1964 vs. Boston

PASSING

Most Attempts, Career

- 355 Philip Rivers 2004-19
- 286 Dan Fouts 1973-87
- 228 Stan Humphries 1992-97

Most Completions, Career

- 211 Philip Rivers, 2004-19
- 159 Dan Fouts, 1973-1987
- 118 Stan Humphries, 1992-97

Highest Completion Pct., Career (min. 40 att.)

- 73.8 Drew Brees, 2001-04
- 59.4 Philip Rivers, 2004-19
- 58.1 Justin Herbert, 2020-22

Most Attempts, Game

- 53 Dan Fouts, AFC Divisional, Jan. 2, 1982 at Miami (OT)
- 51 Philip Rivers, AFC Divisional, Jan. 13, 2019 at New England
- 49 Stan Humphries, Super Bowl XXIX, Jan. 29, 1995 vs. San Francisco

Most Completions, Game

- 33 Dan Fouts, AFC Divisional, Jan. 2, 1982 at Miami (OT)
- 31 Drew Brees, AFC Wild Card, Jan. 8, 2005 vs. New York Jets
- 28 Stan Humphries, AFC Wild Card, Dec. 31, 1995 vs. Indianapolis

Highest Completion Pct, Game (min. 10 att.)

- 75.0 Philip Rivers, AFC Wild Card, Jan. 5, 2014 at Cincinnati
- 73.8 Drew Brees, AFC Wild Card, Jan. 8, 2005 vs. New York Jets
- 73.7 Philip Rivers, AFC Divisional, Jan. 13, 2008 at Indianapolis

Most Yards, Career

- 2,656 Philip Rivers, 2004-19
- 2,125 Dan Fouts, 1973-87
- 1,347 Stan Humphries, 1992-97

Most Yards, Game

- 433 Dan Fouts, AFC Divisional, Jan. 2, 1982 at Miami (OT)
- 336 Dan Fouts, AFC Championship, Jan. 11, 1981 vs. Oakland
- 333 Dan Fouts, AFC First Round, Jan. 9, 1983 at Pittsburgh

Most Touchdowns, Career

- 14 Philip Rivers, 2004-19
- 12 Dan Fouts, 1973-87
- 6 Stan Humphries, 1992-97

Most Touchdowns, Game

- 3 (5x) Last: Philip Rivers, AFC Divisional, Jan. 13, 2019 at New England
- 2 (6x) Last: Philip Rivers, AFC Divisional, Jan. 12, 2014 at Denver
- 1 (10x) Last: Justin Herbert, AFC Wild Card, Jan. 14, 2023 at Jacksonville

Highest Passer Rating, Career (min. 40 att.)

- 101.2 Drew Brees, 2001-04
- 84.7 Justin Herbert, 2020-22
- 84.2 Philip Rivers, 2004-19

Highest Passer Rating, Game (min. 10 att.)

- 145.3 Tobin Rote, AFL Championship, Jan. 5, 1964 vs. Boston
- 133.2 Philip Rivers, AFC Divisional, Jan. 13, 2008 at Indianapolis
- 132.1 John Hadl, AFL Championship, Jan. 5, 1964 vs. Boston

Most Games 300 Yards or More, Career

- 5 Dan Fouts, 1973-87
- 2 Philip Rivers, 2004-19
- 1 Drew Brees, 2001-04

Most Games 400 Yards or More, Career

- 1 Dan Fouts, 1973-87

Longest Completion

- 62t Philip Rivers, AFC Divisional, Jan. 11, 2009 at Pittsburgh
- 58 Philip Rivers, AFC Divisional, Jan. 14, 2007 vs. New England
- 56t Philip Rivers, AFC Divisional, Jan. 13, 2008 at Indianapolis

Most Interceptions, Career

- 16 Dan Fouts, 1973-87
- 13 Stan Humphries, 1992-97
- 10 Philip Rivers, 2004-19

Most Interceptions, Game

- 5 Dan Fouts, AFC Second Round, Jan. 16, 1983 at Miami
- Dan Fouts, AFC Divisional, Dec. 29, 1979 vs. Houston Oilers
- 4 (3x) Last: Stan Humphries, AFC Wild Card, Dec. 31, 1995 vs. Indianapolis
- 2 (9x) Last: Philip Rivers, AFC Divisional, Jan. 17, 2010 vs. New York Jets

RECEIVING

Most Receptions, Career

- 51 Antonio Gates, 2003-18
- 39 Ronnie Harmon, 1990-95
- 30 Charlie Joiner, 1976-86

Most Receptions, Game

- 13 Kellen Winslow, AFC Divisional, Jan. 2, 1982 at Miami (OT)
- 10 Ronnie Harmon, AFC Wild Card, Dec. 31, 1995 vs. Indianapolis
- 9 (4x) Last: Eric Parker, AFC Wild Card, Jan. 8, 2005 vs. New York Jets

Most Yards, Career

- 540 Antonio Gates, 2003-18
- 539 Charlie Joiner, 1976-86
- 503 Vincent Jackson, 2005-09

Most Yards, Game

- 166 Kellen Winslow, AFC Divisional, Jan. 2, 1982 at Miami (OT)
- 142 Keenan Allen, AFC Divisional, Jan. 12, 2014 at Denver
- 133 Ronnie Harmon, AFC Wild Card, Dec. 31, 1995 vs. Indianapolis

Most Touchdowns, Career

- 4 Kellen Winslow, 1979-87
- Charlie Joiner, 1976-86
- 3 Keenan Allen, 2013-22
- Vincent Jackson, 2005-11
- 2 (5x) Last: Antonio Gates, 2003-18

Most Touchdowns, Game

- 2 (4x) Last: Keenan Allen, AFC Divisional, Jan. 12, 2014 at Denver
- 1 (31x) Last: Gerald Everett, AFC Wild Card, Jan. 14, 2023 at Jacksonville

SCRIMMAGE YARDS

Most, Career

- 644 Chuck Muncie, 1980-84
- 540 Antonio Gates, 2003-18
- 539 Charlie Joiner, 1976-86

Most, Game

- 329 Keith Lincoln, AFL Championship, Jan. 5, 1964 vs. Boston
- 187 LaDainian Tomlinson, AFC Divisional, Jan. 14, 2007 vs. New England
- 170 Paul Lowe, AFL Championship, Jan. 1, 1961 at Houston Oilers

INTERCEPTIONS

Most Interceptions, Career

- 3 Asante Samuel, 2020-22
- Drayton Florence, 2003-07
- Glen Edwards, 1978-81
- 2 (5x) Last: Quentin Jammer, 2002-09
- 1 (21x) Last: Drue Tranquill, 2019-22

Most Interceptions, Game

- 3 Asante Samuel, AFC Wild Card, Jan. 14, 2023 at Jacksonville
- 2 (4x) Last: Glen Edwards, AFC Divisional, Jan. 3, 1981 vs. Buffalo
- 1 (29x) Last: Drue Tranquill, AFC Wild Card, Jan. 14, 2023 at Jacksonville

Most Interception Return Yards, Career

- 62 Glen Edwards, 1978-81
- 45 Bud Whitehead, 1961-68
- 40 Darren Carrington, 1991-94

Most Interception Return Yards, Game

- 45 Bud Whitehead, AFL Championship, Dec. 24, 1961 vs. Houston Oilers
- 40 Darren Carrington, AFC Wild Card, Jan. 12, 1993 vs. Kansas City
- 35 Bruce Laird, AFC First Round, Jan. 9, 1983 at Pittsburgh
- Glen Edwards, AFC Divisional, Jan. 2, 1982 at Miami (OT)

Longest Interception Return

- 40 Darren Carrington, AFC Wild Card, Jan. 12, 1993 vs. Kansas City
- 30 Shareece Wright, AFC Wild Card, Jan. 5, 2014 at Cincinnati
- Antonio Cromartie, AFC Divisional, Jan. 13, 2008 at Indianapolis
- 24 Quentin Jammer, AFC Divisional, Jan. 17, 2010 vs. New York Jets

SACKS

Most, Career (since 1982)

- 3.0 Shawn Lee, 1992-95
- 2.5 Leslie O'Neal, 1992-95
- 2.0 Melvin Ingram, 2012-20
- Eric Weddle, 2007-15
- Luis Castillo, 2005-11
- Shawne Merriman, 2005-10
- Raylee Johnson, 1993-2003
- Burt Grossman, 1989-93

Most, Game (since 1982)

- 2.5 Leslie O'Neal, AFC Wild Card, Jan. 2, 1993 vs. Kansas City
- 2.0 (6x) Last: Melvin Ingram, AFC Wild Card, Jan. 6, 2019 at Baltimore
- 1.5 Steve Foley, AFC Wild Card, Jan. 8, 2005 vs. New York Jets

PUNTING

Most Punts, Career

- 52 Mike Scifres, 2003-13
- 13 John Kidd, 1990-94
- 11 Donnie Jones, 2018
- Bryan Wagner, 1994

Most Punts, Game

- 7 Mike Scifres, AFC Divisional, Jan. 14, 2007 vs. New England
- John Kidd, AFC Divisional, Jan. 10, 1993 at Miami
- 6 (7x) Last: Donnie Jones, AFC Divisional, Jan. 13, 2019 at New England
- 5 (7x) Last: JK Scott, AFC Wild Card, Jan. 14, 2023 at Jacksonville

Most Yards, Career

- 2,330 Mike Scifres, 2003-13
- 587 John Kidd, 1990-94
- 474 Bryan Wagner, 1994

Most Yards, Game

- 324 John Kidd, AFC Divisional, Jan. 10, 1993 at Miami
- 316 Mike Scifres, AFC Wild Card, Jan. 3, 2009 vs. Indianapolis (OT)
- 297 Mike Scifres, AFC Wild Card, Jan. 17, 2010 vs. New York Jets

Longest Punt

- 67 Mike Scifres, AFC Wild Card, Jan. 3, 2009 vs. Indianapolis (OT)
- 66 Mike Scifres, AFC Divisional, Jan. 13, 2008 at Indianapolis
- 65 Darren Bennett, AFC Wild Card, Dec. 31, 1995 vs. Indianapolis

Highest, Career (minimum 4 punts)

- 45.2 John Kidd, 1990-94
- 44.8 Mike Scifres, 2003-13
- 43.9 John Hadl, 1962-72

Highest, Game (minimum 2 punts)

- 59.0 Mike Scifres, AFC Divisional, Jan. 13, 2008 at Indianapolis
- 54.5 Darren Bennett, AFC Wild Card, Dec. 31, 1995 vs. Indianapolis
- 52.7 Mike Scifres, AFC Wild Card, Jan. 3, 2009 vs. Indianapolis (OT)

PUNT RETURNS

Most Returns, Career

- 12 Darren Sproles, 2005-09
- 8 Mike Fuller, 1975-80
- 7 Eric Parker, 2002-06

Most Returns, Game

- 5 Eric Parker, AFC Divisional, Jan. 14, 2007 vs. New England
- 4 (2x) Last: Desmond King, AFC Wild Card, Jan. 6, 2019 at Baltimore
- 3 (6x) Last: Darren Sproles, AFC Wild Card, Jan. 3, 2009 vs. Indianapolis (OT)

Most Yards, Career

- 107 Darren Sproles, 2005-09
- 99 Mike Fuller, 1975-80
- 63 Wes Chandler, 1981-87

Most Yards, Game

- 72 Darren Sproles, AFC Wild Card, Jan. 3, 2009 vs. Indianapolis (OT)
- 56 Wes Chandler, AFC Divisional, Jan. 2, 1982 at Miami (OT)
- 46 Desmond King, AFC Wild Card, Jan. 6, 2019 at Baltimore

Longest Return

- 56t Wes Chandler, AFC Divisional, Jan. 2, 1982 at Miami (OT)
- 33 Desmond King, AFC Wild Card, Jan. 6, 2019 at Baltimore

Most Touchdowns, Career

- 1 Wes Chandler, 1981-87

KICKOFF RETURNS

Most Returns, Career

- 21 Darren Sproles, 2005-09
- 19 Andre Coleman, 1994-96
- 17 James Brooks, 1981-83

Most Returns, Game

- 8 Andre Coleman, Super Bowl XXIX, Jan. 29, 1995 vs. San Francisco
- 6 Andre Coleman, AFC Wild Card, Dec. 31, 1995 vs. Indianapolis
- 5 (6x) Last: Desmond King, AFC Divisional, Jan. 13, 2019 at New England

Most Yards, Career

- 537 Darren Sproles, 2005-09
- 483 Andre Coleman, 1994-96
- 283 James Brooks, 1981-83

Most Yards, Game

- 244 Andre Coleman, Super Bowl XXIX, Jan. 29, 1995 vs. San Francisco
- 164 Darren Sproles, AFC Divisional, Jan. 11, 2009 at Pittsburgh
- 147 Leslie "Speedy" Duncan, AFL Championship, Dec. 26, 1964 at Buffalo

Longest Return

- 98t Andre Coleman, Super Bowl XXIX, Jan. 29, 1995 vs. San Francisco
- 72 Desmond King, AFC Wild Card, Jan. 6, 2019 at Baltimore
- 63 Darren Sproles, AFC Divisional, Jan. 11, 2009 at Pittsburgh

Most Touchdowns, Career

- 1 Andre Coleman, 1994-96

SERVICE

Most Games

- 12 Antonio Gates, 2003-18
- David Binn, 1994-2010
- 11 Philip Rivers, 2004-19
- 10 Nick Hardwick, 2004-13
- Mike Scifres, 2004-13

TEAM POSTSEASON RECORDS

*NFL Record

POINTS

Most, Quarter

- 24 AFC Championship, Jan. 2, 1982 at Miami (1st Q)
- 21 AFL Championship, Jan. 5, 1964 vs. Boston (1st Q)
- 17 AFC Wild Card, Jan. 14, 2023 at Jax. (1st Q)
- AFC Divisional, Jan. 12, 2014 at Den. (4th Q)

Most, Quarter, Opponent

- 21 AFC Divisional, Jan. 13, 2019 at New England (2nd Q)
- AFC Divisional, Jan. 10, 1993 at Mia. (2nd Q)
- AFC Championship, Jan. 11, 1981 vs. Oakland (1st Q)
- 20 AFC Second Round, Jan. 16, 1983 at Miami (2nd Q)
- 14 (11x) Last: AFC Wild Card, Jan. 6, 2019 at Bal.

Most Quarter, Both Teams

- 33 AFC Second Round, Jan. 16, 1983 at Miami (2nd Q)
- 28 (4x) Last: AFC Divisional, Jan. 11, 2009 at Pittsburgh (4th Q)
- 25 AFC Wild Card, Jan. 6, 2019 at Bal. (4th Q)

Most, Game

- 51 AFL Championship, Jan. 5, 1964 vs. Boston
- 41 AFC Divisional, Jan. 2, 1982 at Miami (OT)
- 31 AFC First Round, Jan. 9, 1983 at Pittsburgh

Most, Game, Opponent

- 49 Super Bowl XXIX, Jan. 29, 1995 vs. S.F.
- 41 AFC Divisional, Jan. 13, 2019 at New England
- 38 AFC Divisional, Jan. 2, 1982 at Miami (OT)

Most, Game, Both Teams

- 79 AFC Divisional, Jan. 2, 1982 at Miami (OT)
- 75 Super Bowl XXIX, Jan. 29, 1995 vs. S.F.
- 69 AFC Divisional, Jan. 13, 2019 at New England

Fewest, Game

- 0 AFC Divisional, Jan. 10, 1993 at Miami
- AFL Championship, Dec. 26, 1965 vs. Buffalo
- 3 AFL Championship, Dec. 24, 1961 vs. Houston Oilers
- 7 AFC Championship, Jan. 10, 1982 at Cincinnati
- AFL Championship, Dec. 26, 1964 at Buffalo

Fewest, Game, Opponent

- 0 AFC Wild Card, Jan. 2, 1993 vs. Kansas City
- 6 AFC Wild Card, Jan. 6, 2008 vs. Tennessee
- 10 (3x) Last: AFC Wild Card, Jan. 5, 2014 at Cincinnati

Fewest, Game, Both Teams

- 13 AFL Championship, Dec. 24, 1961 vs. Houston Oilers
- 17 AFC Wild Card, Jan. 2, 1993 vs. Kansas City
- 23 (2x) Last: AFC Wild Card, Jan. 6, 2008 vs. Tennessee

TOUCHDOWNS

Most, Game

- 7 AFL Championship, Jan. 5, 1964 vs. Boston
- 5 AFC Divisional, Jan. 2, 1982 at Miami (OT)
- 4 (3x) Last: AFC Divisional, Jan. 13, 2019 at New England

Most, Game, Opponent

- 7 Super Bowl XXIX, Jan. 29, 1995 vs. S.F.
- 5 (4x) Last: AFC Divisional, Jan. 13, 2019 at New England
- 4 (5x) Last: AFC Wild Card, Jan. 14, 2023 at Jacksonville

Most, Game, Both Teams

- 10 Super Bowl XXIX, Jan. 29, 1995 vs. S.F.
- AFC Divisional, Jan. 2, 1982 at Miami (OT)
- 9 AFC Divisional, Jan. 13, 2019 at New England
- 8 (3x) Last: AFC Divisional, Jan. 11, 2009 at Pittsburgh

POINTS AFTER TOUCHDOWN

Most, Game

- 6 AFL Championship, Jan. 5, 1964 vs. Boston
- 5 AFC Divisional, Jan. 2, 1982 at Miami (OT)
- 4 (2x) Last: AFC Divisional, Jan. 13, 2008 at Indianapolis

Most, Game, Opponent

- 7 Super Bowl XXIX, Jan. 29, 1995 vs. S.F.
- 5 (4x) Last: AFC Divisional, Jan. 13, 2019 at New England
- 4 (4x) Last: AFC Divisional, Jan. 10, 1993 at Miami

Most, Game, Both Teams

- 10 Super Bowl XXIX, Jan. 29, 1995 vs. S.F.
- AFC Divisional, Jan. 2, 1982 at Miami (OT)
- 8 (2x) Last: AFC Divisional, Jan. 11, 2009 at Pittsburgh
- 7 (5x) Last: AFC Divisional, Jan. 13, 2019 at New England

Most Two-Point Conversions, Game

- 2 Super Bowl XXIX, Jan. 29, 1995 vs. S.F.
- 1 AFC Divisional, Jan. 13, 2019 at New England

Most Two-Point Conversions, Game, Opponent

- 1 AFC Wild Card, Jan. 14, 2023 at Jacksonville
- AFC Divisional, Jan. 14, 2007 vs. N.E.

FIELD GOALS

Most, Game

- 5 AFC Wild Card, Jan. 6, 2019 at Baltimore
- 4 AFC Championship, Jan. 20, 2008 at N.E.
- 3 AFC Wild Card, Jan. 14, 2023 at Jacksonville
- AFL Championship, Jan. 1, 1961 at Houston Oilers

Most, Game, Opponent

- 4 AFC Championship, Jan. 20, 2008 at N.E.
- 3 (2x) Last: AFC Divisional, Jan. 14, 2007 at New England
- 2 (7x) Last: AFC Divisional, Jan. 13, 2019 at New England

Most, Game, Both Teams

- 6 AFC Wild Card, Jan. 6, 2019 at Baltimore
- 4 (4x) Last: AFC Wild Card, Jan. 14, 2023 at Jacksonville
- 3 (7x) Last: AFC Wild Card, Jan. 5, 2014 at Cincinnati

FIRST DOWNS

Most, Game

- 33 AFC Divisional, Jan. 2, 1982 at Miami (OT)
- 29 AFC First Round, Jan. 9, 1983 at Pittsburgh
- 28 AFC Divisional, Jan. 8, 1995 vs. Miami

Most, Game, Opponent

- 30 AFC Divisional, Jan. 13, 2019 at New England
- 29 AFC Second Round, Jan. 16, 1983 at Miami
- 28 Super Bowl XXIX, Jan. 29, 1995 vs. S.F.

Most, Game, Both Teams

- 58 AFC Divisional, Jan. 2, 1982 at Miami (OT)
- 55 AFC First Round, Jan. 9, 1983 at Pittsburgh
- 52 AFC Divisional, Jan. 13, 2019 at New England

Fewest, Game

- 10 AFC Divisional, Jan. 10, 1993 at Miami
- 12 AFL Championship, Dec. 26, 1965 vs. Buffalo
- 13 (2x) Last: AFC Divisional, Jan. 12, 2014 at Denver

Fewest, Game, Opponent

- 11 AFC Wild Card, Jan. 6, 2019 at Baltimore
- 14 (3x) Last: AFC Divisional, Jan. 17, 2010 vs. New York Jets
- 15 (2x) Last: AFC Wild Card, Jan. 6, 2008 vs. Tennessee

Fewest, Game, Both Teams

- 25 AFC Wild Card, Jan. 6, 2019 at Baltimore
- 26 AFL Championship, Dec. 26, 1965 vs. Buffalo
- 28 AFC Divisional, Jan. 10, 1993 at Miami

FIRST DOWNS RUSHING

Most, Game

- 12 AFC Divisional, Jan. 14, 2007 at N.E.
- AFC Divisional, Jan. 8, 1995 vs. Miami
- 11 (5x) Last: AFC Wild Card, Jan. 3, 2009 vs. Indianapolis (OT)
- 10 AFC Divisional, Jan. 2, 1982 at Miami (OT)

Most, Game, Opponent

- 15 AFC Second Round, Jan. 16, 1983 at Miami
- 13 (2x) Last: AFC Divisional, Jan. 12, 2014 at Denver
- 12 (2x) Last: AFC Divisional, Jan. 11, 2009 at Pittsburgh

Most, Game, Both Teams

- 20 AFC Second Round, Jan. 16, 1983 at Miami
- 19 (2x) Last: AFC Wild Card, Jan. 5, 2014 at Cincinnati
- 17 (3x) Last: AFC Championship, Jan. 20, 2008 at New England

Fewest, Game

- 1 (2x) Last: AFC Divisional, Jan. 12, 2014 at Denver
- 2 (2x) Last: AFC Divisional, Jan. 13, 2019 at New England
- 3 (2x) Last: AFC Wild Card, Jan. 6, 2019 at Baltimore

Fewest, Game, Opponent

- 2 AFC Divisional, Jan. 8, 1995 vs. Miami
- 3 (3x) Last: AFC Divisional, Jan. 14, 2007 at New England
- 4 (5x) Last: AFC Wild Card, Jan. 6, 2019 at Baltimore

Fewest, Game, Both Teams

- 7 AFC Wild Card, Jan. 6, 2019 at Baltimore
- 8 (3x) Last: AFC Divisional, Jan. 17, 2010 vs. New York Jets
- 9 AFC Wild Card, Jan. 14, 2023 at Jacksonville
- AFL Championship, Dec. 26, 1965 vs. Buffalo

FIRST DOWNS PASSING

Most, Game

- 21 AFC Divisional, Jan. 2, 1982 at Miami (OT)
- 20 AFC Wild Card, Dec. 31, 1995 vs. Indianapolis
- 19 AFC First Round, Jan. 9, 1983 at Pittsburgh

Most, Game, Opponent

- 21 AFC Divisional, Jan. 13, 2008 at Indianapolis
- AFC Divisional, Jan. 2, 1982 at Miami (OT)
- 20 AFC Wild Card, Jan. 5, 2014 at Cincinnati
- 19 AFC First Round, Jan. 9, 1983 at Pittsburgh

Most, Game, Both Teams

- 42 AFC Divisional, Jan. 2, 1982 at Miami (OT)
- 38 AFC First Round, Jan. 9, 1983 at Pittsburgh
- 35 AFC Divisional, Jan. 13, 2008 at Indianapolis

Fewest, Game

- 7 (5x) Last: AFC Divisional, Jan. 10, 1993 at Miami
- 8 (3x) Last: AFC Wild Card, Jan. 6, 2019 at Baltimore
- 9 (4x) Last: AFC Wild Card, Jan. 5, 2014 at Cincinnati

Fewest, Game, Opponent

- 5 AFC Divisional, Dec. 29, 1979 vs. Houston Oilers
- 6 AFC Divisional, Jan. 17, 2010 vs. N.Y. Jets
- 7 AFC Wild Card, Jan. 6, 2019 at Baltimore

Fewest, Game, Both Teams

- 15 (2x) Last: AFC Wild Card, Jan. 6, 2019 at Baltimore
- 16 (3x) Last: AFC Divisional, Jan. 10, 1993 at Miami
- 17 (2x) Last: AFC Wild Card, Jan. 2, 1993 vs. Kansas City

TOTAL NET YARDS GAINED

Most, Game

- 601 AFL Championship, Jan. 5, 1964 vs. Boston
- 564 AFC Divisional, Jan. 2, 1982 at Miami (OT)
- 479 AFC First Round, Jan. 9, 1983 at Pittsburgh

Most, Game, Opponent

- 498 AFC Divisional, Jan. 13, 2019 at New England
- 466 AFC Divisional, Jan. 2, 1982 at Miami (OT)
- 449 Super Bowl XXIX, Jan. 29, 1995 vs. S.F.

Most, Game, Both Teams

- 1,030 AFC Divisional, Jan. 2, 1982 at Miami (OT)
- 901 AFC First Round, Jan. 9, 1983 at Pittsburgh
- 862 AFL Championship, Jan. 5, 1964 vs. Boston

NET YARDS GAINED RUSHING

Most, Game

- 309 AFL Championship, Jan. 5, 1964 vs. Boston
- 202 AFC Wild Card, Jan. 8, 1995 vs. Miami
- 196 AFC Wild Card, Jan. 5, 2014 at Cincinnati

Most, Game, Opponent

- 219 AFL Championship, Dec. 26, 1964 vs. Buffalo
- 214 AFC Second Round, Jan. 16, 1983 at Miami
- 178 AFC Wild Card, Dec. 31, 1995 vs. Indianapolis

Most, Game, Both Teams

- 384 AFL Championship, Jan. 5, 1964 vs. Boston
- 343 AFL Championship, Dec. 26, 1964 vs. Buffalo
- 323 AFC Wild Card, Dec. 31, 1995 vs. Indianapolis

NET YARDS GAINED PASSING

Most, Game

- 415 AFC Divisional, Jan. 2, 1982 at Miami (OT)
- 351 AFC Championship, Jan. 11, 1981 vs. Oakland
- 333 AFC First Round, Jan. 9, 1983 at Pittsburgh

Most, Game, Opponent

- 402 AFC Divisional, Jan. 13, 2008 at Indianapolis
- 388 AFC Divisional, Jan. 2, 1982 at Miami (OT)
- 349 AFC Championship, Jan. 15, 1995 at Pit.

Most, Game, Both Teams

- 803 AFC Divisional, Jan. 2, 1982 at Miami (OT)
- 714 AFC Divisional, Jan. 13, 2008 at Indianapolis
- 659 AFC Divisional, Jan. 13, 2019 at New England

LEAGUE

STATS

2024 NATIONAL FOOTBALL LEAGUE

TEAM OFFENSIVE TOTALS

CATEGORY	BAL	BUF	CIN	CLE	DEN	HOU	IND	JAX	KC	LAC	LV
GAMES (W-L-T)	7-3-0	8-2-0	4-6-0	2-7-0	5-5-0	6-4-0	4-6-0	2-8-0	9-0-0	6-3-0	2-7-0
FIRST DOWNS	239	205	204	151	172	195	180	174	198	151	156
Rushing	90	79	47	51	72	56	71	61	68	56	35
Passing	128	104	141	87	90	125	95	102	118	84	107
Penalty	21	22	16	13	10	14	14	11	12	11	14
YDS GAINED (tot)	4402	3432	3445	2470	3037	3381	3196	3029	3120	2831	2522
Avg per Game	440.2	343.2	344.5	274.4	303.7	338.1	319.6	302.9	346.7	314.6	280.2
RUSHING (net)	1826	1207	897	819	1171	1194	1213	1077	1036	1061	692
Avg per Game	182.6	120.7	89.7	91.0	117.1	119.4	121.3	107.7	115.1	117.9	76.9
Rushes	319	276	224	204	269	284	257	229	272	266	199
Yards per Rush	5.7	4.4	4.0	4.0	4.4	4.2	4.7	4.7	3.8	4.0	3.5
PASSING (net)	2576	2225	2548	1651	1866	2187	1983	1952	2084	1770	1830
Avg per Game	257.6	222.5	254.8	183.4	186.6	218.7	198.3	195.2	231.6	196.7	203.3
Attempts	289	302	358	339	327	344	304	305	311	243	319
Completions	200	192	246	207	209	215	173	188	216	161	211
Completion Pct	69.2%	63.6%	68.7%	61.1%	63.9%	62.5%	56.9%	61.6%	69.5%	66.3%	66.1%
Yards Gained	2670	2286	2672	1882	2001	2463	2149	2143	2208	1913	2030
Sacked	13	13	23	43	17	35	22	23	20	24	30
Yards Lost	94	61	124	231	135	276	166	191	124	143	200
Had Intercepted	2	4	4	8	6	6	12	8	9	1	10
Yards Opp Ret	38	57	62	93	35	44	88	31	125	0	130
Opp TDs on Int	0	0	1	0	0	0	1	0	0	0	1
PUNTS	31	34	34	50	48	47	42	39	26	45	37
Avg Yards	46.4	48.1	50.3	52.0	46.8	46.0	49.6	51.4	50.5	47.8	51.9
PUNT RETURNS	11	16	19	33	18	27	12	15	16	12	15
Avg Return	11.6	11.7	6.4	10.5	12.3	8.3	11.6	15.5	11.9	13.4	8.1
Returned for TD	0	0	0	0	0	0	0	1	0	0	0
KICKOFF RETURNS	20	10	20	22	12	14	10	17	11	7	9
Avg Return	24.5	27.7	27.2	22.9	28.1	29.1	30.6	25.9	25.0	28.3	27.1
Returned for TD	0	0	1	0	0	0	0	0	0	0	0
PENALTIES	80	65	44	71	69	72	55	57	45	48	53
Yards Penalized	683	493	358	536	586	604	387	405	388	361	417
FUMBLES BY	10	8	14	9	10	8	11	13	5	11	11
Fumbles Lost	4	2	6	4	7	5	5	7	3	3	9
Opp Fumbles	10	16	8	9	9	11	14	5	11	7	4
Opp Fumbles Lost	4	8	4	4	5	5	9	3	3	4	0
POSS. TIME (avg)	30:57	29:40	28:56	31:20	29:11	32:57	25:55	26:23	33:01	31:14	29:02
TOUCHDOWNS	39	34	33	15	20	22	23	23	24	19	17
Rushing	14	15	8	3	7	10	9	10	11	8	7
Passing	24	17	24	10	11	12	13	11	12	11	9
Returns	1	2	1	2	2	0	1	2	1	0	1
EXTRA POINT KICKS	37/38	30/33	29/30	10/12	19/19	20/20	22/22	19/19	21/22	15/18	14/14
2-PT CONVERSIONS	1/1	1/1	1/3	2/3	0/1	0/2	0/1	3/4	0/1	0/1	2/3
FIELD GOALS MADE/ATTEMPTED	15/19	18/21	13/17	14/18	18/21	24/29	16/19	13/14	18/20	19/21	16/18
POINTS SCORED	318	290	270	148	197	224	208	202	219	186	168

2024 NATIONAL FOOTBALL LEAGUE

TEAM DEFENSIVE TOTALS

CATEGORY	BAL	BUF	CIN	CLE	DEN	HOU	IND	JAX	KC	LAC	LV
POINTS ALLOWED	253	193	262	213	177	226	223	264	161	118	251
OPP FIRST DOWNS	215	197	214	156	185	169	219	224	155	151	172
Rushing	36	61	87	58	53	59	84	69	46	53	57
Passing	154	120	112	88	105	92	119	134	94	85	100
Penalty	25	16	15	10	27	18	16	21	15	13	15
OPP YARDS GAINED (tot)	3679	3361	3475	2954	2957	2880	3867	3906	2609	2719	2925
Avg per Game	367.9	336.1	347.5	328.2	295.7	288.0	386.7	390.6	289.9	302.1	325.0
OPP RUSHING (net)	730	1232	1273	1103	1035	1133	1483	1294	749	995	1169
Avg per Game	73.0	123.2	127.3	122.6	103.5	113.3	148.3	129.4	83.2	110.6	129.9
Rushes	216	253	303	246	265	249	334	301	205	210	258
Yards per Rush	3.4	4.9	4.2	4.5	3.9	4.6	4.4	4.3	3.7	4.7	4.5
OPP PASSING (net)	2949	2129	2202	1851	1922	1747	2384	2612	1860	1724	1756
Avg per Game	294.9	212.9	220.2	205.7	192.2	174.7	238.4	261.2	206.7	191.6	195.1
Pass Attempts	398	340	334	264	329	307	328	342	290	290	280
Pass Completions	261	234	220	158	219	167	226	239	191	186	189
Completion Pct	65.6%	68.8%	65.9%	59.9%	66.6%	54.4%	68.9%	69.9%	65.9%	64.1%	67.5%
Yards Gained	3146	2299	2300	2017	2124	1956	2535	2743	1958	1883	1904
Sacked	31	25	17	27	35	29	22	21	19	31	17
Yards Lost	197	170	98	166	202	209	151	131	98	159	148
INTERCEPTED BY	6	11	6	1	7	13	8	5	5	9	5
Yards Returned	1	114	117	0	186	94	49	38	23	83	92
Returned for TD	0	2	0	0	1	0	0	0	0	0	1
OPP PUNT RETURNS	14	14	16	23	18	15	15	15	10	18	14
Avg Return	7.3	8.6	7.8	15.0	8.1	4.9	11.7	9.3	10.8	9.2	12.9
Returned for TD	0	0	0	1	0	0	0	0	0	0	0
OPP KICKOFF RETURNS	16	11	10	18	16	21	6	5	9	14	16
Avg Return	26.6	31.7	25.6	27.9	24.4	26.3	29.8	29.8	30.0	27.9	23.7
Returned for TD	0	1	0	1	0	0	0	0	0	0	0
OPP TOUCHDOWNS	29	21	32	25	18	27	24	30	18	12	28
Rushing	7	6	13	11	6	6	9	11	5	3	10
Passing	22	13	17	12	12	21	14	19	13	9	15
Returns	0	2	2	2	0	0	1	0	0	0	3

2024 NATIONAL FOOTBALL LEAGUE

TEAM OFFENSIVE TOTALS

CATEGORY	MIA	NE	NYJ	PIT	TEN	ARI	ATL	CAR	CHI	DAL	DET
GAMES (W-L-T)	3-6-0	3-7-0	3-7-0	7-2-0	2-7-0	6-4-0	6-4-0	3-7-0	4-5-0	3-6-0	8-1-0
FIRST DOWNS	169	163	183	172	170	201	207	157	160	168	190
Rushing	60	58	47	69	64	86	68	57	56	47	74
Passing	93	88	117	79	87	99	122	88	85	102	103
Penalty	16	17	19	24	19	16	17	12	19	19	13
YDS GAINED (tot)	2837	2711	2985	2937	2660	3464	3751	2807	2499	2835	3302
Avg per Game	315.2	271.1	298.5	326.3	295.6	346.4	375.1	280.7	277.7	315.0	366.9
RUSHING (net)	1138	1143	868	1245	1137	1494	1247	1100	973	753	1326
Avg per Game	126.4	114.3	86.8	138.3	126.3	149.4	124.7	110.0	108.1	83.7	147.3
Rushes	266	260	215	309	249	285	269	239	244	197	280
Yards per Rush	4.3	4.4	4.0	4.0	4.6	5.2	4.6	4.6	4.0	3.8	4.7
PASSING (net)	1699	1568	2117	1692	1523	1970	2504	1707	1526	2082	1976
Avg per Game	188.8	156.8	211.7	188.0	169.2	197.0	250.4	170.7	169.6	231.3	219.6
Attempts	281	309	359	247	276	276	335	315	294	355	249
Completions	188	191	225	157	177	191	228	198	178	224	179
Completion Pct	66.9%	61.8%	62.7%	63.6%	64.1%	69.2%	68.1%	62.9%	60.5%	63.1%	71.9%
Yards Gained	1872	1782	2294	1862	1680	2058	2648	1809	1785	2211	2132
Sacked	23	32	23	24	28	15	20	18	38	24	19
Yards Lost	173	214	177	170	157	88	144	102	259	129	156
Had Intercepted	5	6	7	2	11	3	8	12	5	10	9
Yards Opp Ret	80	92	104	0	128	34	113	197	36	112	33
Opp TDs on Int	1	1	1	0	2	0	0	1	0	0	0
PUNTS	31	50	42	37	45	30	28	47	45	30	31
Avg Yards	45.1	50.8	47.9	46.4	48.6	49.1	47.5	45.9	47.8	49.9	51.5
PUNT RETURNS	14	20	22	19	22	9	11	15	15	9	22
Avg Return	11.4	15.6	9.6	11.9	8.1	11.8	9.7	9.1	10.2	16.2	15.0
Returned for TD	0	0	0	1	0	0	0	0	0	1	1
KICKOFF RETURNS	8	12	16	12	19	19	21	32	13	21	8
Avg Return	28.3	23.7	25.9	22.0	26.4	29.0	25.7	24.8	28.5	32.0	34.9
Returned for TD	0	0	0	0	0	1	0	0	0	0	0
PENALTIES	60	64	75	57	69	46	59	72	56	67	59
Yards Penalized	527	510	675	441	539	417	499	600	398	486	560
FUMBLES BY	15	16	12	10	15	15	14	10	8	16	7
Fumbles Lost	6	6	4	5	6	8	4	4	3	8	1
Opp Fumbles	9	16	11	14	9	12	11	8	14	10	12
Opp Fumbles Lost	3	4	5	6	3	6	3	6	8	3	5
POSS. TIME (avg)	31:12	28:33	29:24	32:13	32:11	28:22	28:29	27:23	30:07	27:43	30:06
TOUCHDOWNS	14	16	21	21	17	26	27	19	20	16	35
Rushing	7	7	5	9	6	12	8	8	9	3	15
Passing	7	9	16	11	11	12	17	11	9	12	18
Returns	0	0	0	1	0	2	2	0	2	1	2
EXTRA POINT KICKS	12/12	14/14	16/17	20/20	17/17	23/23	23/23	17/17	15/16	13/13	32/33
2-PT CONVERSIONS	0/2	1/2	1/4	0/1	0/0	2/3	1/3	0/2	2/4	1/3	0/1
FIELD GOALS MADE/ATTEMPTED	17/21	16/19	11/17	23/24	12/13	17/18	17/24	12/13	12/14	22/24	14/14
POINTS SCORED	147	160	177	215	157	238	238	167	175	177	284

2024 NATIONAL FOOTBALL LEAGUE

TEAM DEFENSIVE TOTALS

CATEGORY	MIA	NE	NYJ	PIT	TEN	ARI	ATL	CAR	CHI	DAL	DET
POINTS ALLOWED	202	220	214	146	240	220	236	310	167	259	171
OPP FIRST DOWNS	164	201	197	154	154	213	208	234	155	183	186
Rushing	59	72	83	53	57	77	83	94	60	84	48
Passing	91	109	86	91	76	122	115	119	86	87	110
Penalty	14	20	28	10	21	14	10	21	9	12	28
OPP YARDS GAINED (tot)	2752	3395	3023	2726	2462	3460	3528	3869	2911	3266	3105
Avg per Game	305.8	339.5	302.3	302.9	273.6	346.0	352.8	386.9	323.4	362.9	345.0
OPP RUSHING (net)	1030	1305	1340	784	1052	1275	1294	1601	1197	1369	907
Avg per Game	114.4	130.5	134.0	87.1	116.9	127.5	129.4	160.1	133.0	152.1	100.8
Rushes	234	295	310	205	244	284	290	349	247	293	204
Yards per Rush	4.4	4.4	4.3	3.8	4.3	4.5	4.5	4.6	4.9	4.7	4.5
OPP PASSING (net)	1722	2090	1683	1942	1410	2185	2234	2268	1714	1897	2198
Avg per Game	191.3	209.0	168.3	215.8	156.7	218.5	223.4	226.8	190.4	210.8	244.2
Pass Attempts	274	309	279	304	249	323	344	307	271	243	339
Pass Completions	174	202	167	190	160	221	242	211	167	163	216
Completion Pct	63.5%	65.4%	59.9%	62.5%	64.3%	68.4%	70.4%	68.7%	61.6%	67.1%	63.7%
Yards Gained	1824	2232	1897	2110	1543	2333	2285	2339	1876	2048	2358
Sacked	14	25	32	22	18	24	9	12	24	23	24
Yards Lost	102	142	214	168	133	148	51	71	162	151	160
INTERCEPTED BY	5	4	2	10	3	5	7	5	8	5	13
Yards Returned	7	37	0	142	49	10	93	38	64	9	116
Returned for TD	0	0	0	0	0	0	1	0	1	0	1
OPP PUNT RETURNS	10	25	19	15	29	14	16	17	22	15	13
Avg Return	11.9	14.3	8.3	4.2	18.5	11.4	12.6	8.9	12.0	13.3	6.9
Returned for TD	0	1	0	0	1	0	0	0	0	0	0
OPP KICKOFF RETURNS	11	9	10	18	8	6	22	21	18	24	12
Avg Return	23.0	25.4	21.7	27.8	38.3	36.8	27.4	24.4	29.3	25.5	33.5
Returned for TD	0	0	0	0	0	0	0	0	0	0	0
OPP TOUCHDOWNS	19	24	22	15	27	22	23	36	15	30	17
Rushing	10	10	14	7	10	10	5	17	9	15	9
Passing	8	12	7	8	13	11	17	18	6	15	7
Returns	1	2	1	0	4	1	1	1	0	0	1

2024 NATIONAL FOOTBALL LEAGUE

TEAM OFFENSIVE TOTALS

CATEGORY	GB	LAR	MIN	NO	NYG	PHI	SEA	SF	TB	WAS	NFL/Avg
GAMES (W-L-T)	6-3-0	4-5-0	7-2-0	3-7-0	2-8-0	7-2-0	4-5-0	5-4-0	4-6-0	7-3-0	---
FIRST DOWNS	184	187	182	185	193	191	192	197	221	221	184.9
Rushing	69	60	59	75	73	89	44	67	69	89	64.6
Passing	96	105	104	93	106	90	128	111	131	111	103.7
Penalty	19	22	19	17	14	12	20	19	21	21	16.7
YDS GAINED (tot)	3515	2958	3092	3348	3097	3365	3235	3715	3615	3770	3167.6
Avg per Game	390.6	328.7	343.6	334.8	309.7	373.9	359.4	412.8	361.5	377.0	333.4
RUSHING (net)	1393	847	1082	1224	1199	1585	821	1347	1253	1535	1153.2
Avg per Game	154.8	94.1	120.2	122.4	119.9	176.1	91.2	149.7	125.3	153.5	121.4
Rushes	280	225	260	284	272	324	201	270	253	315	259.3
Yards per Rush	5.0	3.8	4.2	4.3	4.4	4.9	4.1	5.0	5.0	4.9	4.5
PASSING (net)	2122	2111	2010	2124	1898	1780	2414	2368	2362	2235	2014.4
Avg per Game	235.8	234.6	223.3	212.4	189.8	197.8	268.2	263.1	236.2	223.5	212.0
Attempts	279	323	263	314	350	238	343	278	344	288	304.9
Completions	176	214	181	198	219	165	234	181	243	199	198.9
Completion Pct	63.1%	66.3%	68.8%	63.1%	62.6%	69.3%	68.2%	65.1%	70.6%	69.1%	65.2%
Yards Gained	2200	2262	2187	2245	2076	1981	2595	2454	2505	2350	2168.9
Sacked	12	21	27	22	30	27	28	19	24	21	23.7
Yards Lost	78	151	177	121	178	201	181	86	143	115	154.5
Had Intercepted	10	7	10	6	7	5	10	7	9	2	6.9
Yards Opp Ret	105	68	62	47	43	57	152	20	88	0	71.1
Opp TDs on Int	2	0	0	1	1	0	1	0	0	0	0.4
PUNTS	31	34	30	44	46	30	40	23	33	25	37.0
Avg Yards	47.7	44.0	45.8	44.7	46.7	49.7	49.5	43.2	43.9	48.1	48.0
PUNT RETURNS	13	11	13	17	19	14	13	15	11	11	15.9
Avg Return	7.4	8.7	6.2	12.4	6.0	11.0	7.4	8.0	9.0	12.3	10.5
Returned for TD	0	0	0	1	0	0	0	0	0	0	0.2
KICKOFF RETURNS	7	10	5	23	27	16	22	11	16	16	15.2
Avg Return	27.9	24.4	22.4	26.2	25.4	26.3	30.8	26.4	28.4	30.1	26.9
Returned for TD	0	0	0	0	0	0	1	0	0	0	0.1
PENALTIES	67	50	63	66	54	58	74	51	61	59	60.8
Yards Penalized	485	424	471	646	413	427	571	441	465	452	489.5
FUMBLES BY	9	9	10	8	15	10	12	13	13	10	11.2
Fumbles Lost	3	4	6	5	7	6	5	5	3	2	4.9
Opp Fumbles	14	10	11	12	10	14	13	16	17	10	11.2
Opp Fumbles Lost	9	4	5	3	7	6	3	5	7	6	4.9
POSS. TIME (avg)	31:28	29:31	31:17	29:09	31:40	32:29	28:03	32:43	30:18	30:28	30:00
TOUCHDOWNS	25	20	24	25	16	28	25	23	33	30	23.4
Rushing	6	8	4	11	7	16	11	9	8	18	9.0
Passing	18	9	17	13	8	12	11	12	24	11	13.2
Returns	1	3	3	1	1	0	3	2	1	1	1.2
EXTRA POINT KICKS	22/22	15/17	23/23	21/23	9/10	23/23	22/23	20/21	29/30	27/27	96.7%
2-PT CONVERSIONS	2/3	0/2	0/1	0/2	0/6	2/5	0/2	0/2	1/3	1/2	32.4%
FIELD GOALS MADE/ATTEMPTED	18/24	16/19	18/20	18/19	17/21	12/15	12/15	25/29	16/17	27/31	85.4%
POINTS SCORED	230	185	221	227	156	233	210	233	279	290	213.4

2024 NATIONAL FOOTBALL LEAGUE

TEAM DEFENSIVE TOTALS

CATEGORY	GB	LAR	MIN	NO	NYG	PHI	SEA	SF	TB	WAS	NFL/Avg
POINTS ALLOWED	194	217	157	246	222	161	221	202	266	217	213.4
OPP FIRST DOWNS	175	178	164	205	175	149	184	161	223	198	184.9
Rushing	66	67	30	76	72	52	68	53	70	79	64.6
Passing	96	95	118	110	91	86	97	96	133	102	103.7
Penalty	13	16	16	19	12	11	19	12	20	17	16.7
OPP YARDS GAINED (tot)	2880	3124	2801	3856	3313	2467	3218	2733	3893	3249	3167.6
Avg per Game	320.0	347.1	311.2	385.6	331.3	274.1	357.6	303.7	389.3	324.9	333.4
OPP RUSHING (net)	1017	1148	711	1410	1471	906	1255	956	1252	1427	1153.2
Avg per Game	113.0	127.6	79.0	141.0	147.1	100.7	139.4	106.2	125.2	142.7	121.4
Rushes	240	269	189	274	279	208	264	224	260	294	259.3
Yards per Rush	4.2	4.3	3.8	5.2	5.3	4.4	4.8	4.3	4.8	4.9	4.5
OPP PASSING (net)	1863	1976	2090	2446	1842	1561	1963	1777	2641	1822	2014.4
Avg per Game	207.0	219.6	232.2	244.6	184.2	173.4	218.1	197.4	264.1	182.2	212.0
Pass Attempts	282	259	338	343	275	285	296	289	376	270	304.9
Pass Completions	183	169	216	218	192	173	195	179	258	178	198.9
Completion Pct	64.9%	65.3%	63.9%	63.6%	69.8%	60.7%	65.9%	61.9%	68.6%	65.9%	65.2%
Yards Gained	2030	2172	2294	2585	2070	1732	2111	1880	2835	1986	2168.9
Sacked	22	24	30	22	36	25	21	22	28	27	23.7
Yards Lost	167	196	204	139	228	171	148	103	194	164	154.5
INTERCEPTED BY	10	9	15	12	1	6	6	10	5	4	6.9
Yards Returned	116	125	123	166	1	1	72	156	28	124	71.1
Returned for TD	1	2	2	0	0	0	0	1	0	1	0.4
OPP PUNT RETURNS	11	14	12	16	20	14	20	9	13	13	15.9
Avg Return	7.0	8.6	6.3	7.7	11.4	7.1	9.5	17.8	15.0	7.1	10.5
Returned for TD	0	0	0	0	1	0	0	0	1	0	0.2
OPP KICKOFF RETURNS	21	2	6	40	8	9	21	20	12	46	15.2
Avg Return	26.3	29.5	24.0	25.1	29.6	28.2	24.0	30.7	27.8	25.1	26.9
Returned for TD	0	0	0	0	0	0	0	1	0	0	0.1
OPP TOUCHDOWNS	23	24	19	26	23	16	25	23	30	27	23.4
Rushing	8	7	4	14	8	6	9	11	9	10	9.0
Passing	13	16	14	8	12	8	14	11	20	17	13.2
Returns	2	1	1	4	3	2	2	1	1	0	1.2

2024 NATIONAL FOOTBALL LEAGUE

2024 NATIONAL FOOTBALL LEAGUE

AFC TEAM RANKINGS

TEAM	OFFENSE			DEFENSE		
	TOTAL	RUSH	PASS	TOTAL	RUSH	PASS
BAL	*1	*1	1	14	*1	16
BUF	4	6	4	11	10	11
CIN	3	14	2	13	11	13
CLE	15	13	14	10	9	8
DEN	10	9	13	4	4	6
HOU	5	7	5	2	6	3
IND	7	5	8	15	16	14
JAX	11	12	10	16	12	15
KC	2	10	3	3	2	9
LAC	9	8	9	5	5	5
LV	14	16	7	9	13	7
MIA	8	3	11	8	7	4
NE	16	11	16	12	14	10
NYJ	12	15	6	6	15	2
PIT	6	2	12	7	3	12
TEN	13	4	15	*1	8	*1

NFC TEAM RANKINGS

TEAM	OFFENSE			DEFENSE		
	Total	Rush	Pass	Total	Rush	Pass
ARI	9	5	13	9	7	9
ATL	4	8	3	11	9	11
CAR	15	12	15	15	16	12
CHI	16	13	16	5	10	4
DAL	13	16	7	13	15	7
DET	6	6	10	8	3	14
GB	2	2	5	4	5	6
LAR	12	14	6	10	8	10
MIN	10	10	9	3	1	13
NO	11	9	11	14	12	15
NYG	14	11	14	7	14	3
PHI	5	1	12	1	2	1
SEA	8	15	*1	12	11	8
SF	1	4	2	2	4	5
TB	7	7	4	16	6	16
WAS	3	3	8	6	13	2

t = Tied for position

* = League Leader

2024 NATIONAL FOOTBALL LEAGUE

NFL TEAM RANKINGS

TEAM	OFFENSE			DEFENSE		
	TOTAL	RUSH	PASS	TOTAL	RUSH	PASS
ARI	11	6	21	21	18	21
ATL	5	12	5	24	20t	24
BAL	*1	*1	3	27	*1	32
BUF	14	15	13	18	15	18
CAR	28	23	29	30	32	25
CHI	30	24	30	13	24	7
CIN	12	29	4	23	17	23
CLE	31	28	28	16	14	13
DAL	21	31	10	26	31	17
DEN	24	20	27	5	7	10
DET	7	7	14	20	6	28
GB	3	3	7	12	10	15
HOU	15	18	15	3	11	4
IND	19	14	19	29	30	27
JAX	25	25	23	32	20t	30
KC	10	21	9	4	3	14
LAC	22	19	22	6	9	9
LAR	17	26	8	22	19	22
LV	29	32	18	15	22	11
MIA	20	9	25	10	12	8
MIN	13	16	12	11	2	26
NE	32	22	32	19	23	16
NO	16	13	16	28	27	29
NYG	23	17	24	17	29	6
NYJ	26	30	17	7	25	2
PHI	6	2	20	2	5	3
PIT	18	8	26	8	4	19
SEA	9	27	*1	25	26	20
SF	2	5	2	9	8	12
TB	8	11	6	31	16	31
TEN	27	10	31	*1	13	*1
WAS	4	4	11	14	28	5

t = Tied for position

* = League Leader

2024 NATIONAL FOOTBALL LEAGUE

AFC TEAM OFFENSE RANK

TEAM	(A)	(B)	(C)	(D)	(E)	(F)	(G)	(H)	(I)	(J)	(K)	(L)	(M)	(N)	(O)	(P)	(Q)
BAL	1	1	1	1	1	1	2	2	1	3	9	9	13	13	12	1	13
BUF	4	2	6	6	4	2	5	1	3	8	1	7	6	9	11	2	7t
CIN	3	3	14	13	2	3	4	5	4	2	11	16	7	6	3	3	15
CLE	15	16	13	12	14	16	11	16	14t	16	6	11	15	1	4	14	14
DEN	10	12	9	7	13	12	8	3	13	11	10	4	5	12	10	10	7t
HOU	5	8	7	9	5	9	6	14	5	9	3	13	2	15	5	6	11
IND	7	4	5	2	8	7	15	7	10	10	5	8	1	7	6	7	9t
JAX	11	5	12	3	10	8	12	8	11	14	12	2	10	3	1	9	2
KC	2	7	10	15	3	5	13	6	2	1	2	5	12	5	8	4	5
LAC	9	6	8	14	9	4	1	12	14t	7	7t	3	3	11	7	8	4
LV	14	14	16	16	7	13	14	10	12	13	15	15	8	2	2	11	6
MIA	8	11	3	8	11	10	7	9	8	5	16	10	4	16	15	15	12
NE	16	15	11	5	16	15	9	15	16	12	4	1	14	4	14	16	9t
NYJ	12	10	15	10	6	11	10	4	9	4	14	12	11	10	13	12	16
PIT	6	9	2	11	12	6	3	11	6	6	7t	6	16	14	9	5	1
TEN	13	13	4	4	15	14	16	13	7	15	13	14	9	8	16	13	3

AFC TEAM DEFENSE RANK

TEAM	(A)	(B)	(C)	(D)	(E)	(F)	(G)	(H)	(I)	(J)	(K)	(L)	(M)	(N)	(O)	(P)	(Q)	(R)	(S)
BAL	14	15	1	1	16	15	11	7	14	16	3t	3	8	4	11	12	5	4	1
BUF	11	12	10	16	11	6	3	8	10t	11	2	7	15	14	12	5	12	1	9
CIN	13	10	11	5	13	12	8	16	13	15	11t	4	6	16	16	13	6	7	10
CLE	10	13	9	12	8	13	16	4	6	1	11t	15	10	13	3	11	2	14	13
DEN	4	1	4	4	6	2	6	3	8	7	3t	5	4	8	9	3	14t	6	8
HOU	2	4	6	14	3	1	1	5	2	6	14t	2	7	15	15	10	16	8	3
IND	15	14	16	11	14	14	5	11	15	14	10	11	13	2	2	8	4	9	14
JAX	16	16	12	6	15	16	12	13	16	13	9	9	12	6	5	14	11	13	16
KC	3	5	2	2	9	10	10	12	5	9	5	10	14	12	13	4	3	5	2
LAC	5	6	5	15	5	4	4	2	1	4	6t	8	11	11	14	1	1	3	6
LV	9	8	13	13	7	7	9	14	9	10	11t	13	3	7	8	16	13	15t	12
MIA	8	9	7	9	4	9	7	15	7	2	8	12	2	10	6	9	10	12	7
NE	12	11	14	10	10	11	13	6	12	12	1	14	5	1	1	7	7	11	15
NYJ	6	3	15	8	2	5	15	1	10t	8	16	6	1	3	4	6	9	10	11
PIT	7	7	3	3	12	8	2	9	3t	5	6t	1	9	9	7	2	8	2	4
TEN	1	2	8	7	1	3	14	10	3t	3	14t	16	16	5	10	15	14t	15t	5

- (A) Total Yards per Game
- (B) Total Yards per Play
- (C) Rushing Yards per Game
- (D) Rushing Yards per Attempt
- (E) Passing Net Yards per Game
- (F) Passing Net Yards per Play
- (G) Passing, Percent Had Intercepted
- (H) Sacks per Pass Play
- (I) First Downs per Game
- (J) Third Down Efficiency

- (K) Fourth Down Efficiency
- (L) Punt Return Average
- (M) Kickoff Return Average
- (N) Gross Punting Average
- (O) Net Punting Average
- (P) Points per Game
- (Q) Field Goal Percentage
- (R) Points per Game Differential (combined offense/defense)
- (S) Net Yards per Game Differential (combined offense/defense)

2024 NATIONAL FOOTBALL LEAGUE

NFC TEAM OFFENSE RANK

TEAM	(A)	(B)	(C)	(D)	(E)	(F)	(G)	(H)	(I)	(J)	(K)	(L)	(M)	(N)	(O)	(P)	(Q)
ARI	9	5	5	1	13	7	2	2	11	5	15	5	5	5	3	8t	3
ATL	4	6	8	8	3	5	8	4	8	9	2	8	12	9	14	8t	16
CAR	15	14	12	9	15	14	16	3	16	15	16	9	14	11	8	15	5
CHI	16	16	13	14	16	16	3	16	15	16	6	7	6	7	10	14	10
DAL	13	13	16	15	7	13	11	6	13	12	14	1	2	2	7	13	6
DET	6	4	6	7	10	2	14	11	6	3	7	2	1	1	1	1	1
GB	2	2	2	3	5	3	13	1	9	10	8t	13t	8	8	2	6	15
LAR	12	12	14	16	6	12	7	5	7	14	10	11	15	14	13	12	11
MIN	10	10	10	12	9	6	15	14	10	6	3t	15	16	12	9	7	7
NO	11	11	9	11	11	11	4	9	14	8	11	3	11	13	11	11	2
NYG	14	15	11	10	14	15	5	13	12	11	5	16	13	10	12	16	12
PHI	5	8	1	5	12	8	6	15	5	7	3t	6	10	3	4	4t	13t
SEA	8	9	15	13	1	9	12	12	4	13	12	13t	3	4	6	10	13t
SF	1	1	4	2	2	1	9	7	3	4	13	12	9	16	16	4t	9
TB	7	7	7	4	4	10	10	8	1t	1	8t	10	7	15	15	3	4
WAS	3	3	3	6	8	4	1	10	1t	2	1	4	4	6	5	2	8

NFC TEAM DEFENSE RANK

TEAM	(A)	(B)	(C)	(D)	(E)	(F)	(G)	(H)	(I)	(J)	(K)	(L)	(M)	(N)	(O)	(P)	(Q)	(R)	(S)
ARI	9	7	7	8	9	10	13	11	14	15	7	11	16	10	8	7	15	7	9
ATL	11	8	9	7	11	11	10	16	13	14	4	13	8	1	3	10	16	10	6
CAR	15	13	16	9	12	15	12	15	16	16	5	8	3	5	5	16	9	16	16
CHI	5	5	10	13	4	4	7	6	2	3	8	12	11	9	9	3	8	9	13
DAL	13	14	15	10	7	16	9	3	9	6	14	14	6	7	6	15	13t	15	14
DET	8	6	3	6	14	6	2	13	12	1	3	2	15	13	2	4	5t	1	7
GB	4	4	5	2	6	7	3	8	6	2	9	3	7	16	15	5	11	5	3
LAR	10	12	8	3	10	14	5	4	7	8	16	7	12	11	11	11	13t	13	10
MIN	3	2	1	1	13	2	1	5	5	4	1	1	1t	12	12	1	1	4	5
NO	14	16	12	15	15	13	4	14	11	10	2	6	5	2	1	13	3	12	15
NYG	7	11	14	16	3	5	16	1	3	5	13	10	13	14	14	8	7	14	11
PHI	1	1	2	5	1	1	8	7	1	7	12	4	10	6	7	2	5t	2	2
SEA	12	10	11	11	8	9	11	12	10	9	6	9	1t	4	10	12	4	11	8
SF	2	3	4	4	5	3	6	9	4	12	10t	16	14	15	16	9	12	6	1
TB	16	15	6	12	16	12	15	10	15	13	15	15	9	3	4	14	2	8	12
WAS	6	9	13	14	2	8	14	2	8	11	10t	5	4	8	13	6	10	3	4

- (A) Total Yards per Game
- (B) Total Yards per Play
- (C) Rushing Yards per Game
- (D) Rushing Yards per Attempt
- (E) Passing Net Yards per Game
- (F) Passing Net Yards per Play
- (G) Passing, Percent Had Intercepted
- (H) Sacks per Pass Play
- (I) First Downs per Game
- (J) Third Down Efficiency

- (K) Fourth Down Efficiency
- (L) Punt Return Average
- (M) Kickoff Return Average
- (N) Gross Punting Average
- (O) Net Punting Average
- (P) Points per Game
- (Q) Field Goal Percentage
- (R) Points per Game Differential (combined offense/defense)
- (S) Net Yards per Game Differential (combined offense/defense)

2024 NATIONAL FOOTBALL LEAGUE

NFL TEAM OFFENSE RANK

TEAM	(A)	(B)	(C)	(D)	(E)	(F)	(G)	(H)	(I)	(J)	(K)	(L)	(M)	(N)	(O)	(P)	(Q)
BAL	1	1	1	1	3	1	2	3	1	4	16t	14	27	23	20	1	27
BUF	14	9	15	16	13	6	7	2	11	14	1t	12	14	15	18	3t	16t
CIN	12	11	29	26	4	11	6	9	13	3	20	30	15	7	4	6	29
CLE	31	32	28	25	28	32	18	31	29t	32	11	17	30	1	5	29	28
DEN	24	24	20	17	27	25	11	4	28	23	19	7	12	21	17	22	16t
HOU	15	20	18	20	15	21	9	27	16	16	5	24	6	25	7	17	22
IND	19	14	14	9	19	19	31	16	24	21	9	13	4	10	8	18	19t
JAX	25	15	25	10	23	20	22	18	26	29	23t	3	21	4	1	21	6
KC	10	19	21	30	9	16	24	10	4	1	3	9	25	6	15	11	11t
LAC	22	17	19	27	22	12	1	25	29t	13	12t	5	10	17t	11	19	10
LV	29	29	32	32	18	26	26	23	27	27	30	26	16	2	3	25	13
MIA	20	23	9	19	25	22	10	21	20	11	32	15	11	28	27	30	23t
NE	32	30	22	15	32	30	13	29	31	26	6	2	29	5	22	31	19t
NYJ	26	22	30	23	17	23	14	8	23	9	29	20	22	16	21	26	32
PIT	18	21	8	24	26	17	4	24	18	12	12t	10	32	24	16	12	2
TEN	27	27	10	13	31	28	32	26	19	30	25	25	17	13	32	27	7t
ARI	11	6	6	2	21	9	5	5	15	8	28	11	7	12	9	13t	4
ATL	5	7	12	11	5	7	19	7	10	18	4	19	23	20	29	13t	31
CAR	28	26	23	12	29	27	30	6	32	28	31	21	26	26	19	28	7t
CHI	30	31	24	28	30	31	8	32	25	31	12t	18	8	17t	24	24	16t
DAL	21	25	31	29	10	24	23	12	21	22	27	1	2	8	14	23	9
DET	7	5	7	8	14	3	28	19	8	6	15	4	1	3	2	2	1
GB	3	3	3	4	7	4	27	1	12	19	16t	28t	13	19	6	9	30
LAR	17	18	26	31	8	18	17	11	9	25	21	23	28	30	28	20	19t
MIN	13	13	16	21	12	8	29	28	14	10	7t	31	31	27	23	10	11t
NO	16	16	13	18	16	15	12	15	22	17	22	6	20	29	25	16	3
NYG	23	28	17	14	24	29	15	22	17	20	10	32	24	22	26	32	23t
PHI	6	10	2	6	20	10	16	30	7	15	7t	16	19	9	10	7t	25t
SEA	9	12	27	22	1	13	25	20	6	24	23t	28t	3	11	13	15	25t
SF	2	2	5	3	2	2	20	13	5	7	26	27	18	32	31	7t	15
TB	8	8	11	5	6	14	21	14	2t	2	16t	22	9	31	30	5	5
WAS	4	4	4	7	11	5	3	17	2t	5	1t	8	5	14	12	3t	14

- (A) Total Yards per Game
- (B) Total Yards per Play
- (C) Rushing Yards per Game
- (D) Rushing Yards per Attempt
- (E) Passing Net Yards per Game
- (F) Passing Net Yards per Play
- (G) Passing, Percent Had Intercepted
- (H) Sacks per Pass Play
- (I) First Downs per Game

- (J) Third Down Efficiency
- (K) Fourth Down Efficiency
- (L) Punt Return Average
- (M) Kickoff Return Average
- (N) Gross Punting Average
- (O) Net Punting Average
- (P) Points per Game
- (Q) Field Goal Percentage

2024 NATIONAL FOOTBALL LEAGUE

NFL TEAM DEFENSE RANK

TEAM	(A)	(B)	(C)	(D)	(E)	(F)	(G)	(H)	(I)	(J)	(K)	(L)	(M)	(N)	(O)	(P)	(Q)	(R)	(S)
BAL	27	27	1	1	32	28	24	15	28	30	7t	8	15	10	17	25	7	8	3
BUF	18	17	15	30	18	10	9	19	16t	21	5	14	29	28	18	9	20	2	16
CIN	23	14	17	6	23	21	19	30	27	29	23t	10	12	32	32	26	8	16	19
CLE	16	22	14	19	13	24	31	5	8	2	23t	29	19	27	8	21	3	28	28
DEN	5	1	7	5	10	3	13	4	13	16	7t	11	6	17	15	4	26t	12	15
HOU	3	5	11	22	4	2	2	8	3	12	29t	2	14	30	31	19	31t	18	7
IND	29	25	30	16	27	27	12	24	29	27	22	22	26	5	6	16	6	20	29
JAX	32	31	20t	10	30	32	26	27	31	26	20	17	25	14	11	27	17	26	31
KC	4	7	3	2	14	15	21	25	6t	19	10	19	27	26	20	5t	5	9	5
LAC	6	9	9	25	9	5	10	3	2	5	13t	16	20	25	28	1	2	5	13
LV	15	11	22	21	11	11	20	28	14	20	23t	26	3	15	14	30	21t	30t	24
MIA	10	12	12	14	8	14	18	29	11t	3	17t	23	2	24	12	17t	14	25	14
NE	19	16	23	15	16	20	28	13	20	22	1	28	10	4	1	13t	10	24	30
NYJ	7	4	25	12	2	6	30	2	16t	17	31	12	1	9	10	10	12t	23	20
PIT	8	10	4	4	19	13	8	20	4t	10	13t	1	18	22	13	2	11	4	9
TEN	1	3	13	11	1	4	29	21	4t	4	29t	32	32	13	16	29	26t	30t	11
ARI	21	19	18	20	21	22	23	18	26	31	12	21	31	18	21	13t	30	13	18
ATL	24	20	20t	18	24	23	16	32	25	28	6	25	16	1	4	20	31t	17	10
CAR	30	28	32	23	25	30	22	31	32	32	9	15	7	7	7	32	21t	32	32
CHI	13	15	24	28	7	9	11	11	6t	7	13t	24	22	16	22	7	19	15	25
DAL	26	29	31	24	17	31	15	7	21	11	27	27	11	11	9	31	26t	29	26
DET	20	18	6	17	28	16	3	23	24	1	4	4	30	21	3	8	15t	1	12
GB	12	13	10	7	15	17	4	14	15	6	16	5	13	31	29	11	24	10	4
LAR	22	26	19	8	22	29	6	9	18	14	32	13	23	19	24	22	26t	22	21
MIN	11	6	2	3	26	7	1	10	11t	8	2	3	4t	20	25	3	1	7	8
NO	28	32	27	31	29	26	5	26	23	18	3	9	9	2	2	24	9	21	27
NYG	17	24	29	32	6	12	32	1	9	9	26	20	24	23	27	15	18	27	22
PHI	2	2	5	13	3	1	14	12	1	13	21	6	21	8	19	5t	15t	3	2
SEA	25	23	26	26	20	19	17	22	22	15	11	18	4t	6	23	23	12t	19	17
SF	9	8	8	9	12	8	7	16	10	24	17t	31	28	29	30	17t	25	11	1
TB	31	30	16	27	31	25	27	17	30	25	28	30	17	3	5	28	4	14	23
WAS	14	21	28	29	5	18	25	6	19	23	17t	7	8	12	26	12	23	6	6

- (A) Total Yards per Game
- (B) Total Yards per Play
- (C) Rushing Yards per Game
- (D) Rushing Yards per Attempt
- (E) Passing Net Yards per Game
- (F) Passing Net Yards per Play
- (G) Passing, Percent Had Intercepted
- (H) Sacks per Pass Play
- (I) First Downs per Game
- (J) Third Down Efficiency

- (K) Fourth Down Efficiency
- (L) Punt Return Average
- (M) Kickoff Return Average
- (N) Gross Punting Average
- (O) Net Punting Average
- (P) Points per Game
- (Q) Field Goal Percentage
- (R) Points per Game Differential (combined offense/defense)
- (S) Net Yards per Game Differential (combined offense/defense)

2024 NATIONAL FOOTBALL LEAGUE

AFC TOTAL OFFENSE

RANK	TEAM	TOTAL	RUSH	PASS	TOTAL/G	RUSH/G	PASS/G
1	Baltimore	4402	1826	2576	440.2	182.6	257.6
2	Kansas City	3120	1036	2084	346.7	115.1	231.6
3	Cincinnati	3445	897	2548	344.5	89.7	254.8
4	Buffalo	3432	1207	2225	343.2	120.7	222.5
5	Houston	3381	1194	2187	338.1	119.4	218.7
6	Pittsburgh	2937	1245	1692	326.3	138.3	188.0
7	Indianapolis	3196	1213	1983	319.6	121.3	198.3
8	Miami	2837	1138	1699	315.2	126.4	188.8
9	Los Angeles Chargers	2831	1061	1770	314.6	117.9	196.7
10	Denver	3037	1171	1866	303.7	117.1	186.6
11	Jacksonville	3029	1077	1952	302.9	107.7	195.2
12	New York Jets	2985	868	2117	298.5	86.8	211.7
13	Tennessee	2660	1137	1523	295.6	126.3	169.2
14	Las Vegas	2522	692	1830	280.2	76.9	203.3
15	Cleveland	2470	819	1651	274.4	91.0	183.4
16	New England	2711	1143	1568	271.1	114.3	156.8
	TOTALS	48995	17724	31271	320.2	115.8	204.4

AFC TOTAL DEFENSE

RANK	TEAM	TOTAL	RUSH	PASS	TOTAL/G	RUSH/G	PASS/G
1	Tennessee	2462	1052	1410	273.6	116.9	156.7
2	Houston	2880	1133	1747	288.0	113.3	174.7
3	Kansas City	2609	749	1860	289.9	83.2	206.7
4	Denver	2957	1035	1922	295.7	103.5	192.2
5	Los Angeles Chargers	2719	995	1724	302.1	110.6	191.6
6	New York Jets	3023	1340	1683	302.3	134.0	168.3
7	Pittsburgh	2726	784	1942	302.9	87.1	215.8
8	Miami	2752	1030	1722	305.8	114.4	191.3
9	Las Vegas	2925	1169	1756	325.0	129.9	195.1
10	Cleveland	2954	1103	1851	328.2	122.6	205.7
11	Buffalo	3361	1232	2129	336.1	123.2	212.9
12	New England	3395	1305	2090	339.5	130.5	209.0
13	Cincinnati	3475	1273	2202	347.5	127.3	220.2
14	Baltimore	3679	730	2949	367.9	73.0	294.9
15	Indianapolis	3867	1483	2384	386.7	148.3	238.4
16	Jacksonville	3906	1294	2612	390.6	129.4	261.2
	TOTALS	49690	17707	31983	324.8	115.7	209.0

2024 NATIONAL FOOTBALL LEAGUE

NFC TOTAL OFFENSE

RANK	TEAM	TOTAL	RUSH	PASS	TOTAL/G	RUSH/G	PASS/G
1	San Francisco	3715	1347	2368	412.8	149.7	263.1
2	Green Bay	3515	1393	2122	390.6	154.8	235.8
3	Washington	3770	1535	2235	377.0	153.5	223.5
4	Atlanta	3751	1247	2504	375.1	124.7	250.4
5	Philadelphia	3365	1585	1780	373.9	176.1	197.8
6	Detroit	3302	1326	1976	366.9	147.3	219.6
7	Tampa Bay	3615	1253	2362	361.5	125.3	236.2
8	Seattle	3235	821	2414	359.4	91.2	268.2
9	Arizona	3464	1494	1970	346.4	149.4	197.0
10	Minnesota	3092	1082	2010	343.6	120.2	223.3
11	New Orleans	3348	1224	2124	334.8	122.4	212.4
12	Los Angeles Rams	2958	847	2111	328.7	94.1	234.6
13	Dallas	2835	753	2082	315.0	83.7	231.3
14	New York Giants	3097	1199	1898	309.7	119.9	189.8
15	Carolina	2807	1100	1707	280.7	110.0	170.7
16	Chicago	2499	973	1526	277.7	108.1	169.6
	TOTALS	52368	19179	33189	346.8	127.0	219.8

NFC TOTAL DEFENSE

RANK	TEAM	TOTAL	RUSH	PASS	TOTAL/G	RUSH/G	PASS/G
1	Philadelphia	2467	906	1561	274.1	100.7	173.4
2	San Francisco	2733	956	1777	303.7	106.2	197.4
3	Minnesota	2801	711	2090	311.2	79.0	232.2
4	Green Bay	2880	1017	1863	320.0	113.0	207.0
5	Chicago	2911	1197	1714	323.4	133.0	190.4
6	Washington	3249	1427	1822	324.9	142.7	182.2
7	New York Giants	3313	1471	1842	331.3	147.1	184.2
8	Detroit	3105	907	2198	345.0	100.8	244.2
9	Arizona	3460	1275	2185	346.0	127.5	218.5
10	Los Angeles Rams	3124	1148	1976	347.1	127.6	219.6
11	Atlanta	3528	1294	2234	352.8	129.4	223.4
12	Seattle	3218	1255	1963	357.6	139.4	218.1
13	Dallas	3266	1369	1897	362.9	152.1	210.8
14	New Orleans	3856	1410	2446	385.6	141.0	244.6
15	Carolina	3869	1601	2268	386.9	160.1	226.8
16	Tampa Bay	3893	1252	2641	389.3	125.2	264.1
	TOTALS	51673	19196	32477	342.2	127.1	215.1

2024 NATIONAL FOOTBALL LEAGUE

NFL TOTAL OFFENSE

RANK	TEAM	TOTAL	RUSH	PASS	TOTAL/G	RUSH/G	PASS/G
1	Baltimore	4402	1826	2576	440.2	182.6	257.6
2	San Francisco	3715	1347	2368	412.8	149.7	263.1
3	Green Bay	3515	1393	2122	390.6	154.8	235.8
4	Washington	3770	1535	2235	377.0	153.5	223.5
5	Atlanta	3751	1247	2504	375.1	124.7	250.4
6	Philadelphia	3365	1585	1780	373.9	176.1	197.8
7	Detroit	3302	1326	1976	366.9	147.3	219.6
8	Tampa Bay	3615	1253	2362	361.5	125.3	236.2
9	Seattle	3235	821	2414	359.4	91.2	268.2
10	Kansas City	3120	1036	2084	346.7	115.1	231.6
11	Arizona	3464	1494	1970	346.4	149.4	197.0
12	Cincinnati	3445	897	2548	344.5	89.7	254.8
13	Minnesota	3092	1082	2010	343.6	120.2	223.3
14	Buffalo	3432	1207	2225	343.2	120.7	222.5
15	Houston	3381	1194	2187	338.1	119.4	218.7
16	New Orleans	3348	1224	2124	334.8	122.4	212.4
17	Los Angeles Rams	2958	847	2111	328.7	94.1	234.6
18	Pittsburgh	2937	1245	1692	326.3	138.3	188.0
19	Indianapolis	3196	1213	1983	319.6	121.3	198.3
20	Miami	2837	1138	1699	315.2	126.4	188.8
21	Dallas	2835	753	2082	315.0	83.7	231.3
22	Los Angeles Chargers	2831	1061	1770	314.6	117.9	196.7
23	New York Giants	3097	1199	1898	309.7	119.9	189.8
24	Denver	3037	1171	1866	303.7	117.1	186.6
25	Jacksonville	3029	1077	1952	302.9	107.7	195.2
26	New York Jets	2985	868	2117	298.5	86.8	211.7
27	Tennessee	2660	1137	1523	295.6	126.3	169.2
28	Carolina	2807	1100	1707	280.7	110.0	170.7
29	Las Vegas	2522	692	1830	280.2	76.9	203.3
30	Chicago	2499	973	1526	277.7	108.1	169.6
31	Cleveland	2470	819	1651	274.4	91.0	183.4
32	New England	2711	1143	1568	271.1	114.3	156.8
	TOTALS	101363	36903	64460	333.4	121.4	212.0

2024 NATIONAL FOOTBALL LEAGUE

NFL TOTAL DEFENSE

RANK	TEAM	TOTAL	RUSH	PASS	TOTAL/G	RUSH/G	PASS/G
1	Tennessee	2462	1052	1410	273.6	116.9	156.7
2	Philadelphia	2467	906	1561	274.1	100.7	173.4
3	Houston	2880	1133	1747	288.0	113.3	174.7
4	Kansas City	2609	749	1860	289.9	83.2	206.7
5	Denver	2957	1035	1922	295.7	103.5	192.2
6	Los Angeles Chargers	2719	995	1724	302.1	110.6	191.6
7	New York Jets	3023	1340	1683	302.3	134.0	168.3
8	Pittsburgh	2726	784	1942	302.9	87.1	215.8
9	San Francisco	2733	956	1777	303.7	106.2	197.4
10	Miami	2752	1030	1722	305.8	114.4	191.3
11	Minnesota	2801	711	2090	311.2	79.0	232.2
12	Green Bay	2880	1017	1863	320.0	113.0	207.0
13	Chicago	2911	1197	1714	323.4	133.0	190.4
14	Washington	3249	1427	1822	324.9	142.7	182.2
15	Las Vegas	2925	1169	1756	325.0	129.9	195.1
16	Cleveland	2954	1103	1851	328.2	122.6	205.7
17	New York Giants	3313	1471	1842	331.3	147.1	184.2
18	Buffalo	3361	1232	2129	336.1	123.2	212.9
19	New England	3395	1305	2090	339.5	130.5	209.0
20	Detroit	3105	907	2198	345.0	100.8	244.2
21	Arizona	3460	1275	2185	346.0	127.5	218.5
22	Los Angeles Rams	3124	1148	1976	347.1	127.6	219.6
23	Cincinnati	3475	1273	2202	347.5	127.3	220.2
24	Atlanta	3528	1294	2234	352.8	129.4	223.4
25	Seattle	3218	1255	1963	357.6	139.4	218.1
26	Dallas	3266	1369	1897	362.9	152.1	210.8
27	Baltimore	3679	730	2949	367.9	73.0	294.9
28	New Orleans	3856	1410	2446	385.6	141.0	244.6
29	Indianapolis	3867	1483	2384	386.7	148.3	238.4
30	Carolina	3869	1601	2268	386.9	160.1	226.8
31	Tampa Bay	3893	1252	2641	389.3	125.2	264.1
32	Jacksonville	3906	1294	2612	390.6	129.4	261.2
	TOTALS	101363	36903	64460	333.4	121.4	212.0

2024 NATIONAL FOOTBALL LEAGUE

2024 NATIONAL FOOTBALL LEAGUE

AFC TEAM TAKEAWAYS/GIVEAWAYS

RANK	TEAM	TAKEAWAYS			GIVEAWAYS			NET DIFF
		INT	FUM	TOTAL	INT	FUM	TOTAL	
1	Buffalo	11	8	19	4	2	6	+13
2t	Los Angeles Chargers	9	4	13	1	3	4	+9
2t	Pittsburgh	10	6	16	2	5	7	+9
4	Houston	13	5	18	6	5	11	+7
5	Baltimore	6	4	10	2	4	6	+4
6t	Cincinnati	6	4	10	4	6	10	0
6t	Indianapolis	8	9	17	12	5	17	0
8	Denver	7	5	12	6	7	13	-1
9	Miami	5	3	8	5	6	11	-3
10t	Kansas City	5	3	8	9	3	12	-4
10t	New England	4	4	8	6	6	12	-4
10t	New York Jets	2	5	7	7	4	11	-4
13t	Cleveland	1	4	5	8	4	12	-7
13t	Jacksonville	5	3	8	8	7	15	-7
15	Tennessee	3	3	6	11	6	17	-11
16	Las Vegas	5	0	5	10	9	19	-14
	TOTALS	100	70	170	101	82	183	-13

NFC TEAM TAKEAWAYS/GIVEAWAYS

RANK	TEAM	TAKEAWAYS			GIVEAWAYS			NET DIFF
		INT	FUM	TOTAL	INT	FUM	TOTAL	
1t	Chicago	8	8	16	5	3	8	+8
1t	Detroit	13	5	18	9	1	10	+8
3t	Green Bay	10	9	19	10	3	13	+6
3t	Washington	4	6	10	2	2	4	+6
5t	Minnesota	15	5	20	10	6	16	+4
5t	New Orleans	12	3	15	6	5	11	+4
7	San Francisco	10	5	15	7	5	12	+3
8	Los Angeles Rams	9	4	13	7	4	11	+2
9	Philadelphia	6	6	12	5	6	11	+1
10t	Arizona	5	6	11	3	8	11	0
10t	Tampa Bay	5	7	12	9	3	12	0
12	Atlanta	7	3	10	8	4	12	-2
13	Carolina	5	6	11	12	4	16	-5
14t	New York Giants	1	7	8	7	7	14	-6
14t	Seattle	6	3	9	10	5	15	-6
16	Dallas	5	3	8	10	8	18	-10
	TOTALS	121	86	207	120	74	194	+13

2024 NATIONAL FOOTBALL LEAGUE

NFL TEAM TAKEAWAYS/GIVEAWAYS

RANK	TEAM	TAKEAWAYS			GIVEAWAYS			NET DIFF
		INT	FUM	TOTAL	INT	FUM	TOTAL	
1	Buffalo	11	8	19	4	2	6	+13
2t	Los Angeles Chargers	9	4	13	1	3	4	+9
2t	Pittsburgh	10	6	16	2	5	7	+9
4t	Chicago	8	8	16	5	3	8	+8
4t	Detroit	13	5	18	9	1	10	+8
6	Houston	13	5	18	6	5	11	+7
7t	Green Bay	10	9	19	10	3	13	+6
7t	Washington	4	6	10	2	2	4	+6
9t	Baltimore	6	4	10	2	4	6	+4
9t	Minnesota	15	5	20	10	6	16	+4
9t	New Orleans	12	3	15	6	5	11	+4
12	San Francisco	10	5	15	7	5	12	+3
13	Los Angeles Rams	9	4	13	7	4	11	+2
14	Philadelphia	6	6	12	5	6	11	+1
15t	Arizona	5	6	11	3	8	11	0
15t	Cincinnati	6	4	10	4	6	10	0
15t	Indianapolis	8	9	17	12	5	17	0
15t	Tampa Bay	5	7	12	9	3	12	0
19	Denver	7	5	12	6	7	13	-1
20	Atlanta	7	3	10	8	4	12	-2
21	Miami	5	3	8	5	6	11	-3
22t	Kansas City	5	3	8	9	3	12	-4
22t	New England	4	4	8	6	6	12	-4
22t	New York Jets	2	5	7	7	4	11	-4
25	Carolina	5	6	11	12	4	16	-5
26t	New York Giants	1	7	8	7	7	14	-6
26t	Seattle	6	3	9	10	5	15	-6
28t	Cleveland	1	4	5	8	4	12	-7
28t	Jacksonville	5	3	8	8	7	15	-7
30	Dallas	5	3	8	10	8	18	-10
31	Tennessee	3	3	6	11	6	17	-11
32	Las Vegas	5	0	5	10	9	19	-14
	TOTALS	221	156	377	221	156	377	0

2024 NATIONAL FOOTBALL LEAGUE

2024 NATIONAL FOOTBALL LEAGUE

AFC OFFENSE INSIDE THE 20

RANK	TEAM	DRIVES	PTS	TD	TD%	FG	SCORES	SCORE%
1	Baltimore	43	256	33	76.7%	8	41	95.3%
2	Cincinnati	29	166	21	72.4%	7	28	96.6%
3	Buffalo	43	222	27	62.8%	12	39	90.7%
4	Las Vegas	22	110	13	59.1%	6	19	86.4%
5	Jacksonville	33	154	19	57.6%	7	26	78.8%
6	Cleveland	16	79	9	56.3%	5	14	87.5%
7	Houston	34	158	19	55.9%	9	28	82.4%
8	Kansas City	35	170	19	54.3%	13	32	91.4%
9	Los Angeles Chargers	24	116	13	54.2%	9	22	91.7%
10	Indianapolis	30	143	16	53.3%	11	27	90.0%
11	Denver	32	141	17	53.1%	8	25	78.1%
12	Miami	25	113	13	52.0%	8	21	84.0%
13	New York Jets	31	137	16	51.6%	9	25	80.6%
14t	Pittsburgh	32	147	16	50.0%	12	28	87.5%
14t	Tennessee	28	119	14	50.0%	7	21	75.0%
16	New England	27	121	13	48.1%	10	23	85.2%
	TOTALS	484	2352	278	57.4%	141	419	86.6%

AFC DEFENSE INSIDE THE 20

RANK	TEAM	DRIVES	PTS	TD	TD%	FG	SCORES	SCORE%
1	Los Angeles Chargers	18	69	7	38.9%	7	14	77.8%
2t	Denver	27	121	12	44.4%	12	24	88.9%
2t	Pittsburgh	27	111	12	44.4%	9	21	77.8%
4	Buffalo	36	152	17	47.2%	11	28	77.8%
5	Miami	26	114	13	50.0%	8	21	80.8%
6	Kansas City	28	119	15	53.6%	6	21	75.0%
7	New England	34	163	19	55.9%	11	30	88.2%
8	Indianapolis	37	172	21	56.8%	9	30	81.1%
9	New York Jets	35	170	20	57.1%	10	30	85.7%
10	Baltimore	32	154	19	59.4%	8	27	84.4%
11	Jacksonville	38	191	23	60.5%	12	35	92.1%
12	Cleveland	27	134	17	63.0%	5	22	81.5%
13	Tennessee	28	155	18	64.3%	10	28	100.0%
14	Las Vegas	34	177	22	64.7%	9	31	91.2%
15	Houston	26	136	18	69.2%	4	22	84.6%
16	Cincinnati	32	183	23	71.9%	7	30	93.8%
	TOTALS	485	2321	276	56.9%	138	414	85.4%

2024 NATIONAL FOOTBALL LEAGUE

NFC OFFENSE INSIDE THE 20

RANK	TEAM	DRIVES	PTS	TD	TD%	FG	SCORES	SCORE%
1	Tampa Bay	38	207	26	68.4%	9	35	92.1%
2	Carolina	25	124	16	64.0%	5	21	84.0%
3	Detroit	36	182	23	63.9%	8	31	86.1%
4	Arizona	30	161	19	63.3%	9	28	93.3%
5	Chicago	21	104	13	61.9%	5	18	85.7%
6	New Orleans	31	150	19	61.3%	7	26	83.9%
7	Philadelphia	35	167	21	60.0%	7	28	80.0%
8	Atlanta	31	146	17	54.8%	9	26	83.9%
9	Washington	44	222	24	54.5%	18	42	95.5%
10	Minnesota	30	139	16	53.3%	9	25	83.3%
11	Seattle	23	100	12	52.2%	6	18	78.3%
12	San Francisco	38	168	18	47.4%	15	33	86.8%
13	Green Bay	34	153	16	47.1%	13	29	85.3%
14	Los Angeles Rams	32	138	15	46.9%	12	27	84.4%
15	Dallas	24	90	10	41.7%	7	17	70.8%
16	New York Giants	28	100	11	39.3%	9	20	71.4%
	TOTALS	500	2351	276	55.2%	148	424	84.8%

NFC DEFENSE INSIDE THE 20

RANK	TEAM	DRIVES	PTS	TD	TD%	FG	SCORES	SCORE%
1	Chicago	27	107	10	37.0%	13	23	85.2%
2	Philadelphia	26	109	11	42.3%	11	22	84.6%
3	Detroit	27	108	12	44.4%	8	20	74.1%
4	New York Giants	28	133	13	46.4%	14	27	96.4%
5	New Orleans	33	142	16	48.5%	11	27	81.8%
6	Arizona	35	152	17	48.6%	11	28	80.0%
7	Los Angeles Rams	31	141	16	51.6%	10	26	83.9%
8	Seattle	35	167	19	54.3%	12	31	88.6%
9	Atlanta	32	154	18	56.3%	9	27	84.4%
10	Tampa Bay	38	182	22	57.9%	10	32	84.2%
11	Green Bay	32	155	19	59.4%	8	27	84.4%
12	San Francisco	30	156	18	60.0%	10	28	93.3%
13	Minnesota	22	108	14	63.6%	3	17	77.3%
14	Carolina	42	222	28	66.7%	9	37	88.1%
15	Washington	30	165	21	70.0%	7	28	93.3%
16	Dallas	31	181	24	77.4%	5	29	93.5%
	TOTALS	499	2382	278	55.7%	151	429	86.0%

2024 NATIONAL FOOTBALL LEAGUE

NFL OFFENSE INSIDE THE 20

RANK	TEAM	DRIVES	PTS	TD	TD%	FG	SCORES	SCORE%
1	Baltimore	43	256	33	76.7%	8	41	95.3%
2	Cincinnati	29	166	21	72.4%	7	28	96.6%
3	Tampa Bay	38	207	26	68.4%	9	35	92.1%
4	Carolina	25	124	16	64.0%	5	21	84.0%
5	Detroit	36	182	23	63.9%	8	31	86.1%
6	Arizona	30	161	19	63.3%	9	28	93.3%
7	Buffalo	43	222	27	62.8%	12	39	90.7%
8	Chicago	21	104	13	61.9%	5	18	85.7%
9	New Orleans	31	150	19	61.3%	7	26	83.9%
10	Philadelphia	35	167	21	60.0%	7	28	80.0%
11	Las Vegas	22	110	13	59.1%	6	19	86.4%
12	Jacksonville	33	154	19	57.6%	7	26	78.8%
13	Cleveland	16	79	9	56.3%	5	14	87.5%
14	Houston	34	158	19	55.9%	9	28	82.4%
15	Atlanta	31	146	17	54.8%	9	26	83.9%
16	Washington	44	222	24	54.5%	18	42	95.5%
17	Kansas City	35	170	19	54.3%	13	32	91.4%
18	Los Angeles Chargers	24	116	13	54.2%	9	22	91.7%
19t	Indianapolis	30	143	16	53.3%	11	27	90.0%
19t	Minnesota	30	139	16	53.3%	9	25	83.3%
21	Denver	32	141	17	53.1%	8	25	78.1%
22	Seattle	23	100	12	52.2%	6	18	78.3%
23	Miami	25	113	13	52.0%	8	21	84.0%
24	New York Jets	31	137	16	51.6%	9	25	80.6%
25t	Pittsburgh	32	147	16	50.0%	12	28	87.5%
25t	Tennessee	28	119	14	50.0%	7	21	75.0%
27	New England	27	121	13	48.1%	10	23	85.2%
28	San Francisco	38	168	18	47.4%	15	33	86.8%
29	Green Bay	34	153	16	47.1%	13	29	85.3%
30	Los Angeles Rams	32	138	15	46.9%	12	27	84.4%
31	Dallas	24	90	10	41.7%	7	17	70.8%
32	New York Giants	28	100	11	39.3%	9	20	71.4%
	TOTALS	984	4703	554	56.3%	289	843	85.7%

2024 NATIONAL FOOTBALL LEAGUE

NFL DEFENSE INSIDE THE 20

RANK	TEAM	DRIVES	PTS	TD	TD%	FG	SCORES	SCORE%
1	Chicago	27	107	10	37.0%	13	23	85.2%
2	Los Angeles Chargers	18	69	7	38.9%	7	14	77.8%
3	Philadelphia	26	109	11	42.3%	11	22	84.6%
4t	Denver	27	121	12	44.4%	12	24	88.9%
4t	Detroit	27	108	12	44.4%	8	20	74.1%
4t	Pittsburgh	27	111	12	44.4%	9	21	77.8%
7	New York Giants	28	133	13	46.4%	14	27	96.4%
8	Buffalo	36	152	17	47.2%	11	28	77.8%
9	New Orleans	33	142	16	48.5%	11	27	81.8%
10	Arizona	35	152	17	48.6%	11	28	80.0%
11	Miami	26	114	13	50.0%	8	21	80.8%
12	Los Angeles Rams	31	141	16	51.6%	10	26	83.9%
13	Kansas City	28	119	15	53.6%	6	21	75.0%
14	Seattle	35	167	19	54.3%	12	31	88.6%
15	New England	34	163	19	55.9%	11	30	88.2%
16	Atlanta	32	154	18	56.3%	9	27	84.4%
17	Indianapolis	37	172	21	56.8%	9	30	81.1%
18	New York Jets	35	170	20	57.1%	10	30	85.7%
19	Tampa Bay	38	182	22	57.9%	10	32	84.2%
20t	Baltimore	32	154	19	59.4%	8	27	84.4%
20t	Green Bay	32	155	19	59.4%	8	27	84.4%
22	San Francisco	30	156	18	60.0%	10	28	93.3%
23	Jacksonville	38	191	23	60.5%	12	35	92.1%
24	Cleveland	27	134	17	63.0%	5	22	81.5%
25	Minnesota	22	108	14	63.6%	3	17	77.3%
26	Tennessee	28	155	18	64.3%	10	28	100.0%
27	Las Vegas	34	177	22	64.7%	9	31	91.2%
28	Carolina	42	222	28	66.7%	9	37	88.1%
29	Houston	26	136	18	69.2%	4	22	84.6%
30	Washington	30	165	21	70.0%	7	28	93.3%
31	Cincinnati	32	183	23	71.9%	7	30	93.8%
32	Dallas	31	181	24	77.4%	5	29	93.5%
	TOTALS	984	4703	554	56.3%	289	843	85.7%

2024 NATIONAL FOOTBALL LEAGUE

2024 NATIONAL FOOTBALL LEAGUE

AFC TEAM OFFENSE FIRST DOWNS, THIRD DOWNS & FOURTH DOWNS

RANK	TEAM	FIRST DOWNS				THIRD DOWNS			FOURTH DOWNS		
		TOTAL	RUSH	PASS	PEN	MADE	ATT	PCT	MADE	ATT	PCT
1	Baltimore	239	90	128	21	50	106	47.2%	4	7	57.1%
2	Buffalo	205	79	104	22	46	116	39.7%	11	12	91.7%
3	Cincinnati	204	47	141	16	61	129	47.3%	6	11	54.5%
4	Kansas City	198	68	118	12	65	125	52.0%	8	9	88.9%
5	Houston	195	56	125	14	54	140	38.6%	7	10	70.0%
6	New York Jets	183	47	117	19	52	128	40.6%	3	9	33.3%
7	Indianapolis	180	71	95	14	45	123	36.6%	9	14	64.3%
8	Jacksonville	174	61	102	11	36	109	33.0%	9	18	50.0%
9t	Denver	172	72	90	10	48	135	35.6%	9	16	56.3%
9t	Pittsburgh	172	69	79	24	50	125	40.0%	6	10	60.0%
11	Tennessee	170	64	87	19	36	110	32.7%	5	11	45.5%
12	Miami	169	60	93	16	47	117	40.2%	3	16	18.8%
13	New England	163	58	88	17	47	136	34.6%	9	13	69.2%
14	Las Vegas	156	35	107	14	39	116	33.6%	4	13	30.8%
15t	Cleveland	151	51	87	13	37	129	28.7%	13	21	61.9%
15t	Los Angeles Chargers	151	56	84	11	49	123	39.8%	3	5	60.0%
	TOTALS	2882	984	1645	253	762	1967	38.7%	109	195	55.9%

AFC TEAM DEFENSE FIRST DOWNS, THIRD DOWNS & FOURTH DOWNS

RANK	TEAM	FIRST DOWNS				THIRD DOWNS			FOURTH DOWNS		
		TOTAL	RUSH	PASS	PEN	MADE	ATT	PCT	MADE	ATT	PCT
1	Los Angeles Chargers	151	53	85	13	38	116	32.8%	6	11	54.5%
2t	Pittsburgh	154	53	91	10	39	112	34.8%	6	11	54.5%
2t	Tennessee	154	57	76	21	34	106	32.1%	6	8	75.0%
4	Kansas City	155	46	94	15	41	107	38.3%	6	13	46.2%
5	Cleveland	156	58	88	10	37	117	31.6%	6	9	66.7%
6	Miami	164	59	91	14	33	103	32.0%	3	5	60.0%
7	Houston	169	59	92	18	45	126	35.7%	9	12	75.0%
8	Las Vegas	172	57	100	15	44	114	38.6%	4	6	66.7%
9	Denver	185	53	105	27	53	141	37.6%	6	14	42.9%
10t	Buffalo	197	61	120	16	48	120	40.0%	9	22	40.9%
10t	New York Jets	197	83	86	28	48	127	37.8%	9	11	81.8%
12	New England	201	72	109	20	52	126	41.3%	3	10	30.0%
13	Cincinnati	214	87	112	15	60	131	45.8%	12	18	66.7%
14	Baltimore	215	36	154	25	63	135	46.7%	6	14	42.9%
15	Indianapolis	219	84	119	16	62	140	44.3%	11	17	64.7%
16	Jacksonville	224	69	134	21	58	133	43.6%	8	13	61.5%
	TOTALS	2927	987	1656	284	755	1954	38.6%	110	194	56.7%

2024 NATIONAL FOOTBALL LEAGUE

NFC TEAM OFFENSE FIRST DOWNS, THIRD DOWNS & FOURTH DOWNS

RANK	TEAM	FIRST DOWNS				THIRD DOWNS			FOURTH DOWNS		
		TOTAL	RUSH	PASS	PEN	MADE	ATT	PCT	MADE	ATT	PCT
1t	Tampa Bay	221	69	131	21	62	124	50.0%	4	7	57.1%
1t	Washington	221	89	111	21	55	123	44.7%	11	12	91.7%
3	Atlanta	207	68	122	17	45	118	38.1%	12	17	70.6%
4	Arizona	201	86	99	16	45	104	43.3%	4	10	40.0%
5	San Francisco	197	67	111	19	47	108	43.5%	3	7	42.9%
6	New York Giants	193	73	106	14	53	142	37.3%	12	19	63.2%
7	Seattle	192	44	128	20	38	108	35.2%	7	14	50.0%
8	Philadelphia	191	89	90	12	47	120	39.2%	12	18	66.7%
9	Detroit	190	74	103	13	44	101	43.6%	7	12	58.3%
10	Los Angeles Rams	187	60	105	22	37	107	34.6%	7	13	53.8%
11	New Orleans	185	75	93	17	50	131	38.2%	8	15	53.3%
12	Green Bay	184	69	96	19	40	107	37.4%	4	7	57.1%
13	Minnesota	182	59	104	19	41	102	40.2%	4	6	66.7%
14	Dallas	168	47	102	19	42	117	35.9%	8	19	42.1%
15	Chicago	160	56	85	19	35	122	28.7%	12	20	60.0%
16	Carolina	157	57	88	12	40	120	33.3%	5	18	27.8%
	TOTALS	3036	1082	1674	280	721	1854	38.9%	120	214	56.1%

NFC TEAM DEFENSE FIRST DOWNS, THIRD DOWNS & FOURTH DOWNS

RANK	TEAM	FIRST DOWNS				THIRD DOWNS			FOURTH DOWNS		
		TOTAL	RUSH	PASS	PEN	MADE	ATT	PCT	MADE	ATT	PCT
1	Philadelphia	149	52	86	11	39	109	35.8%	7	11	63.6%
2	Chicago	155	60	86	9	40	120	33.3%	6	11	54.5%
3	San Francisco	161	53	96	12	50	116	43.1%	9	15	60.0%
4	Minnesota	164	30	118	16	38	113	33.6%	6	17	35.3%
5t	Green Bay	175	66	96	13	34	103	33.0%	7	12	58.3%
5t	New York Giants	175	72	91	12	42	123	34.1%	9	13	69.2%
7	Los Angeles Rams	178	67	95	16	38	102	37.3%	5	6	83.3%
8	Dallas	183	84	87	12	39	110	35.5%	12	17	70.6%
9	Seattle	184	68	97	19	46	123	37.4%	4	8	50.0%
10	Detroit	186	48	110	28	32	102	31.4%	6	15	40.0%
11	Washington	198	79	102	17	48	114	42.1%	9	15	60.0%
12	New Orleans	205	76	110	19	45	119	37.8%	5	13	38.5%
13	Atlanta	208	83	115	10	59	130	45.4%	7	17	41.2%
14	Arizona	213	77	122	14	59	123	48.0%	9	17	52.9%
15	Tampa Bay	223	70	133	20	55	127	43.3%	14	19	73.7%
16	Carolina	234	94	119	21	64	133	48.1%	4	9	44.4%
	TOTALS	2991	1079	1663	249	728	1867	39.0%	119	215	55.3%

2024 NATIONAL FOOTBALL LEAGUE

NFL TEAM OFFENSE FIRST DOWNS, THIRD DOWNS & FOURTH DOWNS

RANK	TEAM	FIRST DOWNS				THIRD DOWNS			FOURTH DOWNS		
		TOTAL	RUSH	PASS	PEN	MADE	ATT	PCT	MADE	ATT	PCT
1	Baltimore	239	90	128	21	50	106	47.2%	4	7	57.1%
2t	Tampa Bay	221	69	131	21	62	124	50.0%	4	7	57.1%
2t	Washington	221	89	111	21	55	123	44.7%	11	12	91.7%
4	Atlanta	207	68	122	17	45	118	38.1%	12	17	70.6%
5	Buffalo	205	79	104	22	46	116	39.7%	11	12	91.7%
6	Cincinnati	204	47	141	16	61	129	47.3%	6	11	54.5%
7	Arizona	201	86	99	16	45	104	43.3%	4	10	40.0%
8	Kansas City	198	68	118	12	65	125	52.0%	8	9	88.9%
9	San Francisco	197	67	111	19	47	108	43.5%	3	7	42.9%
10	Houston	195	56	125	14	54	140	38.6%	7	10	70.0%
11	New York Giants	193	73	106	14	53	142	37.3%	12	19	63.2%
12	Seattle	192	44	128	20	38	108	35.2%	7	14	50.0%
13	Philadelphia	191	89	90	12	47	120	39.2%	12	18	66.7%
14	Detroit	190	74	103	13	44	101	43.6%	7	12	58.3%
15	Los Angeles Rams	187	60	105	22	37	107	34.6%	7	13	53.8%
16	New Orleans	185	75	93	17	50	131	38.2%	8	15	53.3%
17	Green Bay	184	69	96	19	40	107	37.4%	4	7	57.1%
18	New York Jets	183	47	117	19	52	128	40.6%	3	9	33.3%
19	Minnesota	182	59	104	19	41	102	40.2%	4	6	66.7%
20	Indianapolis	180	71	95	14	45	123	36.6%	9	14	64.3%
21	Jacksonville	174	61	102	11	36	109	33.0%	9	18	50.0%
22t	Denver	172	72	90	10	48	135	35.6%	9	16	56.3%
22t	Pittsburgh	172	69	79	24	50	125	40.0%	6	10	60.0%
24	Tennessee	170	64	87	19	36	110	32.7%	5	11	45.5%
25	Miami	169	60	93	16	47	117	40.2%	3	16	18.8%
26	Dallas	168	47	102	19	42	117	35.9%	8	19	42.1%
27	New England	163	58	88	17	47	136	34.6%	9	13	69.2%
28	Chicago	160	56	85	19	35	122	28.7%	12	20	60.0%
29	Carolina	157	57	88	12	40	120	33.3%	5	18	27.8%
30	Las Vegas	156	35	107	14	39	116	33.6%	4	13	30.8%
31t	Cleveland	151	51	87	13	37	129	28.7%	13	21	61.9%
31t	Los Angeles Chargers	151	56	84	11	49	123	39.8%	3	5	60.0%
	TOTALS	5918	2066	3319	533	1483	3821	38.8%	229	409	56.0%

2024 NATIONAL FOOTBALL LEAGUE

NFL TEAM DEFENSE FIRST DOWNS, THIRD DOWNS & FOURTH DOWNS

RANK	TEAM	FIRST DOWNS				THIRD DOWNS			FOURTH DOWNS		
		TOTAL	RUSH	PASS	PEN	MADE	ATT	PCT	MADE	ATT	PCT
1	Philadelphia	149	52	86	11	39	109	35.8%	7	11	63.6%
2	Los Angeles Chargers	151	53	85	13	38	116	32.8%	6	11	54.5%
3t	Pittsburgh	154	53	91	10	39	112	34.8%	6	11	54.5%
3t	Tennessee	154	57	76	21	34	106	32.1%	6	8	75.0%
5t	Chicago	155	60	86	9	40	120	33.3%	6	11	54.5%
5t	Kansas City	155	46	94	15	41	107	38.3%	6	13	46.2%
7	Cleveland	156	58	88	10	37	117	31.6%	6	9	66.7%
8	San Francisco	161	53	96	12	50	116	43.1%	9	15	60.0%
9t	Miami	164	59	91	14	33	103	32.0%	3	5	60.0%
9t	Minnesota	164	30	118	16	38	113	33.6%	6	17	35.3%
11	Houston	169	59	92	18	45	126	35.7%	9	12	75.0%
12	Las Vegas	172	57	100	15	44	114	38.6%	4	6	66.7%
13t	Green Bay	175	66	96	13	34	103	33.0%	7	12	58.3%
13t	New York Giants	175	72	91	12	42	123	34.1%	9	13	69.2%
15	Los Angeles Rams	178	67	95	16	38	102	37.3%	5	6	83.3%
16	Dallas	183	84	87	12	39	110	35.5%	12	17	70.6%
17	Seattle	184	68	97	19	46	123	37.4%	4	8	50.0%
18	Denver	185	53	105	27	53	141	37.6%	6	14	42.9%
19	Detroit	186	48	110	28	32	102	31.4%	6	15	40.0%
20t	Buffalo	197	61	120	16	48	120	40.0%	9	22	40.9%
20t	New York Jets	197	83	86	28	48	127	37.8%	9	11	81.8%
22	Washington	198	79	102	17	48	114	42.1%	9	15	60.0%
23	New England	201	72	109	20	52	126	41.3%	3	10	30.0%
24	New Orleans	205	76	110	19	45	119	37.8%	5	13	38.5%
25	Atlanta	208	83	115	10	59	130	45.4%	7	17	41.2%
26	Arizona	213	77	122	14	59	123	48.0%	9	17	52.9%
27	Cincinnati	214	87	112	15	60	131	45.8%	12	18	66.7%
28	Baltimore	215	36	154	25	63	135	46.7%	6	14	42.9%
29	Indianapolis	219	84	119	16	62	140	44.3%	11	17	64.7%
30	Tampa Bay	223	70	133	20	55	127	43.3%	14	19	73.7%
31	Jacksonville	224	69	134	21	58	133	43.6%	8	13	61.5%
32	Carolina	234	94	119	21	64	133	48.1%	4	9	44.4%
	TOTALS	5918	2066	3319	533	1483	3821	38.8%	229	409	56.0%

2024 NATIONAL FOOTBALL LEAGUE

2024 NATIONAL FOOTBALL LEAGUE

AFC OFFENSIVE FIRST DOWN YARDAGE

RANK	TEAM	YDS/PL	PLAYS	YARDS
1	Baltimore	7.20	299	2154
2	Cincinnati	6.23	269	1675
3	Indianapolis	6.04	267	1614
4	Jacksonville	5.85	254	1485
5	Miami	5.48	253	1386
6	Buffalo	5.32	265	1409
7	Houston	5.24	291	1525
8	Denver	5.18	261	1352
9	Tennessee	5.15	245	1262
10	Kansas City	5.04	259	1305
11	New York Jets	4.84	258	1250
12	Los Angeles Chargers	4.80	228	1095
13	Las Vegas	4.74	240	1137
14	New England	4.26	250	1064
15	Cleveland	4.17	239	996
16	Pittsburgh	4.08	243	991
	TOTALS	5.27	4121	21700

AFC DEFENSIVE FIRST DOWN YARDAGE

RANK	TEAM	YDS/PL	PLAYS	YARDS
1	New York Jets	4.16	270	1123
2	Las Vegas	4.60	244	1123
3	Kansas City	4.72	216	1019
4	Houston	4.86	254	1234
5	Denver	5.03	265	1332
6	Cincinnati	5.08	287	1458
7	Tennessee	5.17	228	1178
8	New England	5.29	277	1465
9	Buffalo	5.32	275	1463
10	Pittsburgh	5.35	234	1251
11	Los Angeles Chargers	5.38	233	1254
12	Indianapolis	5.40	303	1637
13	Cleveland	5.54	240	1329
14	Baltimore	5.82	286	1665
15	Miami	6.04	239	1443
16	Jacksonville	6.43	295	1896
	TOTALS	5.27	4146	21870

2024 NATIONAL FOOTBALL LEAGUE

NFC OFFENSIVE FIRST DOWN YARDAGE

RANK	TEAM	YDS/PL	PLAYS	YARDS
1	San Francisco	7.05	263	1853
2	Detroit	6.74	253	1704
3	Atlanta	6.28	282	1772
4	Tampa Bay	6.23	285	1776
5	Philadelphia	6.14	259	1590
6	Arizona	6.04	268	1618
7	Green Bay	5.95	257	1528
8	Carolina	5.54	247	1368
9	Seattle	5.47	265	1449
10	Minnesota	5.47	255	1394
11	New Orleans	5.47	264	1443
12	Los Angeles Rams	5.43	257	1396
13	Washington	5.41	277	1498
14	New York Giants	5.19	283	1468
15	Dallas	4.62	248	1145
16	Chicago	4.46	237	1057
	TOTALS	5.73	4200	24059

NFC DEFENSIVE FIRST DOWN YARDAGE

RANK	TEAM	YDS/PL	PLAYS	YARDS
1	Minnesota	4.76	241	1148
2	Philadelphia	4.89	226	1106
3	Washington	4.91	263	1292
4	San Francisco	5.15	228	1175
5	Arizona	5.23	277	1450
6	Detroit	5.41	261	1412
7	Los Angeles Rams	5.44	250	1360
8	New York Giants	5.76	261	1503
9	Chicago	5.89	240	1414
10	Tampa Bay	5.98	295	1764
11	New Orleans	5.98	289	1729
12	Carolina	6.03	302	1822
13	Green Bay	6.06	247	1496
14	Atlanta	6.22	284	1767
15	Dallas	6.53	248	1620
16	Seattle	6.96	263	1831
	TOTALS	5.72	4175	23889

2024 NATIONAL FOOTBALL LEAGUE

NFL OFFENSIVE FIRST DOWN YARDAGE

RANK	TEAM	YDS/PL	PLAYS	YARDS
1	Baltimore	7.20	299	2154
2	San Francisco	7.05	263	1853
3	Detroit	6.74	253	1704
4	Atlanta	6.28	282	1772
5	Tampa Bay	6.23	285	1776
6	Cincinnati	6.23	269	1675
7	Philadelphia	6.14	259	1590
8	Indianapolis	6.04	267	1614
9	Arizona	6.04	268	1618
10	Green Bay	5.95	257	1528
11	Jacksonville	5.85	254	1485
12	Carolina	5.54	247	1368
13	Miami	5.48	253	1386
14	Seattle	5.47	265	1449
15	Minnesota	5.47	255	1394
16	New Orleans	5.47	264	1443
17	Los Angeles Rams	5.43	257	1396
18	Washington	5.41	277	1498
19	Buffalo	5.32	265	1409
20	Houston	5.24	291	1525
21	New York Giants	5.19	283	1468
22	Denver	5.18	261	1352
23	Tennessee	5.15	245	1262
24	Kansas City	5.04	259	1305
25	New York Jets	4.84	258	1250
26	Los Angeles Chargers	4.80	228	1095
27	Las Vegas	4.74	240	1137
28	Dallas	4.62	248	1145
29	Chicago	4.46	237	1057
30	New England	4.26	250	1064
31	Cleveland	4.17	239	996
32	Pittsburgh	4.08	243	991
	TOTALS	5.50	8321	45759

2024 NATIONAL FOOTBALL LEAGUE

NFL DEFENSIVE FIRST DOWN YARDAGE

RANK	TEAM	YDS/PL	PLAYS	YARDS
1	New York Jets	4.16	270	1123
2	Las Vegas	4.60	244	1123
3	Kansas City	4.72	216	1019
4	Minnesota	4.76	241	1148
5	Houston	4.86	254	1234
6	Philadelphia	4.89	226	1106
7	Washington	4.91	263	1292
8	Denver	5.03	265	1332
9	Cincinnati	5.08	287	1458
10	San Francisco	5.15	228	1175
11	Tennessee	5.17	228	1178
12	Arizona	5.23	277	1450
13	New England	5.29	277	1465
14	Buffalo	5.32	275	1463
15	Pittsburgh	5.35	234	1251
16	Los Angeles Chargers	5.38	233	1254
17	Indianapolis	5.40	303	1637
18	Detroit	5.41	261	1412
19	Los Angeles Rams	5.44	250	1360
20	Cleveland	5.54	240	1329
21	New York Giants	5.76	261	1503
22	Baltimore	5.82	286	1665
23	Chicago	5.89	240	1414
24	Tampa Bay	5.98	295	1764
25	New Orleans	5.98	289	1729
26	Carolina	6.03	302	1822
27	Miami	6.04	239	1443
28	Green Bay	6.06	247	1496
29	Atlanta	6.22	284	1767
30	Jacksonville	6.43	295	1896
31	Dallas	6.53	248	1620
32	Seattle	6.96	263	1831
	TOTALS	5.50	8321	45759

2024 NATIONAL FOOTBALL LEAGUE

2024 NATIONAL FOOTBALL LEAGUE

AFC KICKOFFS (RECEIVING TEAM)

RANK	TEAM	TOTAL KO	ADJ KO	TB	TB%	EZ	EZ%	OB	IN20	AVG START
1	Houston	48	48	35	72.9%	43	89.6%	0	1	30.4
2	Los Angeles Chargers	31	29	22	75.9%	25	86.2%	1	1	30.4
3	Denver	45	42	29	69.0%	32	76.2%	2	1	30.3
4	Buffalo	43	43	32	74.4%	37	86.0%	1	1	30.2
5	Cincinnati	53	52	32	61.5%	36	69.2%	0	3	30.0
6	Las Vegas	56	56	45	80.4%	49	87.5%	2	1	29.9
7	Indianapolis	51	51	41	80.4%	47	92.2%	0	2	29.8
8	Miami	45	44	36	81.8%	41	93.2%	0	2	29.3
9	Jacksonville	57	57	40	70.2%	47	82.5%	0	3	29.0
10	New York Jets	50	49	33	67.3%	40	81.6%	0	0	29.0
11	Pittsburgh	38	37	26	70.3%	28	75.7%	0	1	28.9
12	New England	51	51	39	76.5%	42	82.4%	0	1	28.9
13	Tennessee	53	51	32	62.7%	43	84.3%	1	2	28.5
14	Kansas City	40	38	27	71.1%	30	78.9%	0	3	28.5
15	Cleveland	48	48	25	52.1%	30	62.5%	0	2	28.4
16	Baltimore	57	51	32	62.7%	41	80.4%	0	3	28.2
	TOTALS	766	747	526	70.4%	611	81.8%	7	27	29.3

AFC KICKOFFS (KICKING TEAM)

RANK	TEAM	TOTAL KO	ADJ KO	TB	TB%	EZ	EZ%	OB	IN20	AVG START
1	Las Vegas	41	37	22	59.5%	27	73.0%	0	2	28.3
2	Denver	47	44	29	65.9%	37	84.1%	2	2	28.4
3	Miami	41	39	28	71.8%	31	79.5%	1	3	28.6
4	New York Jets	40	40	31	77.5%	35	87.5%	0	1	29.0
5	Cleveland	38	36	19	52.8%	28	77.8%	0	3	29.2
6	Houston	54	52	30	57.7%	36	69.2%	2	1	29.3
7	Cincinnati	57	55	45	81.8%	50	90.9%	0	2	29.4
8	Baltimore	64	64	48	75.0%	56	87.5%	0	4	29.5
9	Kansas City	49	48	39	81.3%	44	91.7%	1	1	29.6
10	New England	39	38	29	76.3%	34	89.5%	1	0	29.7
11	Pittsburgh	50	50	32	64.0%	40	80.0%	0	1	29.9
12	Indianapolis	48	46	40	87.0%	45	97.8%	0	0	29.9
13	Los Angeles Chargers	47	47	32	68.1%	39	83.0%	1	0	30.0
14	Jacksonville	46	45	39	86.7%	42	93.3%	0	0	30.0
15	Buffalo	61	61	49	80.3%	54	88.5%	1	2	30.6
16	Tennessee	36	34	27	79.4%	30	88.2%	0	1	33.1
	TOTALS	758	736	539	73.2%	628	85.3%	9	23	29.6

ADJ KO: Adjusted kickoffs are used to compute Avg. Team Drive Start. Adjusted kickoffs do not include inside kicks or kickoffs at the end of a half unless either kickoff is returned for a touchdown. Adjusted kickoffs also do not include non-inside kickoffs that result in the kicking team ultimately retaining possession.

IN20: The number of drives that start inside (not including) the 20-yard line.

2024 NATIONAL FOOTBALL LEAGUE

NFC KICKOFFS (RECEIVING TEAM)

RANK	TEAM	TOTAL KO	ADJ KO	TB	TB%	EZ	EZ%	OB	IN20	AVG START
1	Detroit	43	42	34	81.0%	37	88.1%	1	0	31.3
2	Washington	48	47	30	63.8%	35	74.5%	1	0	30.7
3	Seattle	50	48	28	58.3%	38	79.2%	0	1	30.7
4	Arizona	53	52	32	61.5%	41	78.8%	1	1	30.5
5	Chicago	43	40	28	70.0%	35	87.5%	1	0	30.4
6	Dallas	56	56	34	60.7%	47	83.9%	1	3	30.3
7	Tampa Bay	56	54	38	70.4%	46	85.2%	1	1	30.1
8	New York Giants	52	50	24	48.0%	30	60.0%	1	1	29.8
9	San Francisco	43	42	31	73.8%	35	83.3%	1	2	29.8
10	Los Angeles Rams	48	46	37	80.4%	38	82.6%	0	1	29.5
11	Minnesota	35	32	26	81.3%	28	87.5%	1	0	29.4
12	Green Bay	43	41	34	82.9%	38	92.7%	1	1	28.8
13	New Orleans	57	55	34	61.8%	43	78.2%	0	1	28.4
14	Philadelphia	42	42	26	61.9%	32	76.2%	0	2	28.3
15	Atlanta	57	56	35	62.5%	42	75.0%	0	3	28.3
16	Carolina	66	64	32	50.0%	44	68.8%	1	5	28.2
	TOTALS	792	767	503	65.6%	609	79.4%	11	22	29.6

NFC KICKOFFS (KICKING TEAM)

RANK	TEAM	TOTAL KO	ADJ KO	TB	TB%	EZ	EZ%	OB	IN20	AVG START
1	New Orleans	53	52	12	23.1%	24	46.2%	0	4	27.3
2	Seattle	46	45	25	55.6%	32	71.1%	0	3	28.1
3	Dallas	46	42	18	42.9%	21	50.0%	1	2	28.3
4	Green Bay	48	46	25	54.3%	33	71.7%	1	3	28.5
5	Washington	64	62	16	25.8%	27	43.5%	1	1	28.8
6	Philadelphia	48	48	39	81.3%	45	93.8%	0	4	29.2
7	Carolina	40	39	16	41.0%	20	51.3%	3	1	29.3
8	Minnesota	51	50	44	88.0%	46	92.0%	0	1	29.5
9	Detroit	57	57	45	78.9%	54	94.7%	0	0	29.5
10	Tampa Bay	61	59	47	79.7%	52	88.1%	0	0	29.6
11	Atlanta	53	52	31	59.6%	39	75.0%	0	4	29.7
12	Los Angeles Rams	45	44	42	95.5%	44	100.0%	0	0	29.8
13	New York Giants	43	42	34	81.0%	39	92.9%	1	0	29.8
14	Chicago	42	41	23	56.1%	33	80.5%	0	1	29.9
15	Arizona	49	48	42	87.5%	45	93.8%	1	0	30.9
16	San Francisco	54	51	31	60.8%	38	74.5%	1	2	31.1
	TOTALS	800	778	490	63.0%	592	76.1%	9	26	29.3

ADJ KO: Adjusted kickoffs are used to compute Avg. Team Drive Start. Adjusted kickoffs do not include inside kicks or kickoffs at the end of a half unless either kickoff is returned for a touchdown. Adjusted kickoffs also do not include non-inside kickoffs that result in the kicking team ultimately retaining possession.

IN20: The number of drives that start inside (not including) the 20-yard line.

2024 NATIONAL FOOTBALL LEAGUE

NFL KICKOFFS (RECEIVING TEAM)

RANK	TEAM	TOTAL KO	ADJ KO	TB	TB%	EZ	EZ%	OB	IN20	AVG START
1	Detroit	43	42	34	81.0%	37	88.1%	1	0	31.3
2	Washington	48	47	30	63.8%	35	74.5%	1	0	30.7
3	Seattle	50	48	28	58.3%	38	79.2%	0	1	30.7
4	Arizona	53	52	32	61.5%	41	78.8%	1	1	30.5
5	Houston	48	48	35	72.9%	43	89.6%	0	1	30.4
6	Los Angeles Chargers	31	29	22	75.9%	25	86.2%	1	1	30.4
7	Chicago	43	40	28	70.0%	35	87.5%	1	0	30.4
8	Denver	45	42	29	69.0%	32	76.2%	2	1	30.3
9	Dallas	56	56	34	60.7%	47	83.9%	1	3	30.3
10	Buffalo	43	43	32	74.4%	37	86.0%	1	1	30.2
11	Tampa Bay	56	54	38	70.4%	46	85.2%	1	1	30.1
12	Cincinnati	53	52	32	61.5%	36	69.2%	0	3	30.0
13	Las Vegas	56	56	45	80.4%	49	87.5%	2	1	29.9
14	Indianapolis	51	51	41	80.4%	47	92.2%	0	2	29.8
15	New York Giants	52	50	24	48.0%	30	60.0%	1	1	29.8
16	San Francisco	43	42	31	73.8%	35	83.3%	1	2	29.8
17	Los Angeles Rams	48	46	37	80.4%	38	82.6%	0	1	29.5
18	Minnesota	35	32	26	81.3%	28	87.5%	1	0	29.4
19	Miami	45	44	36	81.8%	41	93.2%	0	2	29.3
20	Jacksonville	57	57	40	70.2%	47	82.5%	0	3	29.0
21	New York Jets	50	49	33	67.3%	40	81.6%	0	0	29.0
22	Pittsburgh	38	37	26	70.3%	28	75.7%	0	1	28.9
23	New England	51	51	39	76.5%	42	82.4%	0	1	28.9
24	Green Bay	43	41	34	82.9%	38	92.7%	1	1	28.8
25	Tennessee	53	51	32	62.7%	43	84.3%	1	2	28.5
26	Kansas City	40	38	27	71.1%	30	78.9%	0	3	28.5
27	Cleveland	48	48	25	52.1%	30	62.5%	0	2	28.4
28	New Orleans	57	55	34	61.8%	43	78.2%	0	1	28.4
29	Philadelphia	42	42	26	61.9%	32	76.2%	0	2	28.3
30	Atlanta	57	56	35	62.5%	42	75.0%	0	3	28.3
31	Baltimore	57	51	32	62.7%	41	80.4%	0	3	28.2
32	Carolina	66	64	32	50.0%	44	68.8%	1	5	28.2
	TOTALS	3116	3028	2058	68.0%	2440	80.6%	36	98	29.5

ADJ KO: Adjusted kickoffs are used to compute Avg. Team Drive Start. Adjusted kickoffs do not include inside kicks or kickoffs at the end of a half unless either kickoff is returned for a touchdown. Adjusted kickoffs also do not include non-onside kickoffs that result in the kicking team ultimately retaining possession.

IN20: The number of drives that start inside (not including) the 20-yard line.

2024 NATIONAL FOOTBALL LEAGUE

NFL KICKOFFS (KICKING TEAM)

RANK	TEAM	TOTAL KO	ADJ KO	TB	TB%	EZ	EZ%	OB	IN20	AVG START
1	New Orleans	53	52	12	23.1%	24	46.2%	0	4	27.3
2	Seattle	46	45	25	55.6%	32	71.1%	0	3	28.1
3	Las Vegas	41	37	22	59.5%	27	73.0%	0	2	28.3
4	Dallas	46	42	18	42.9%	21	50.0%	1	2	28.3
5	Denver	47	44	29	65.9%	37	84.1%	2	2	28.4
6	Green Bay	48	46	25	54.3%	33	71.7%	1	3	28.5
7	Miami	41	39	28	71.8%	31	79.5%	1	3	28.6
8	Washington	64	62	16	25.8%	27	43.5%	1	1	28.8
9	New York Jets	40	40	31	77.5%	35	87.5%	0	1	29.0
10	Cleveland	38	36	19	52.8%	28	77.8%	0	3	29.2
11	Philadelphia	48	48	39	81.3%	45	93.8%	0	4	29.2
12	Houston	54	52	30	57.7%	36	69.2%	2	1	29.3
13	Carolina	40	39	16	41.0%	20	51.3%	3	1	29.3
14	Cincinnati	57	55	45	81.8%	50	90.9%	0	2	29.4
15	Baltimore	64	64	48	75.0%	56	87.5%	0	4	29.5
16	Minnesota	51	50	44	88.0%	46	92.0%	0	1	29.5
17	Detroit	57	57	45	78.9%	54	94.7%	0	0	29.5
18	Kansas City	49	48	39	81.3%	44	91.7%	1	1	29.6
19	Tampa Bay	61	59	47	79.7%	52	88.1%	0	0	29.6
20	Atlanta	53	52	31	59.6%	39	75.0%	0	4	29.7
21	New England	39	38	29	76.3%	34	89.5%	1	0	29.7
22	Los Angeles Rams	45	44	42	95.5%	44	100.0%	0	0	29.8
23	New York Giants	43	42	34	81.0%	39	92.9%	1	0	29.8
24	Pittsburgh	50	50	32	64.0%	40	80.0%	0	1	29.9
25	Indianapolis	48	46	40	87.0%	45	97.8%	0	0	29.9
26	Chicago	42	41	23	56.1%	33	80.5%	0	1	29.9
27	Los Angeles Chargers	47	47	32	68.1%	39	83.0%	1	0	30.0
28	Jacksonville	46	45	39	86.7%	42	93.3%	0	0	30.0
29	Buffalo	61	61	49	80.3%	54	88.5%	1	2	30.6
30	Arizona	49	48	42	87.5%	45	93.8%	1	0	30.9
31	San Francisco	54	51	31	60.8%	38	74.5%	1	2	31.1
32	Tennessee	36	34	27	79.4%	30	88.2%	0	1	33.1
	TOTALS	3116	3028	2058	68.0%	2440	80.6%	36	98	29.5

ADJ KO: Adjusted kickoffs are used to compute Avg. Team Drive Start. Adjusted kickoffs do not include inside kicks or kickoffs at the end of a half unless either kickoff is returned for a touchdown. Adjusted kickoffs also do not include non-onside kickoffs that result in the kicking team ultimately retaining possession.

IN20: The number of drives that start inside (not including) the 20-yard line.

2024 NATIONAL FOOTBALL LEAGUE

AFC PLAYER SINGLE-GAME HIGHS

CATEGORY	TOTAL	PLAYER	GAME	DETAILS
Points	18			3 times in non-overtime games
Passing Yards	428	Joe Burrow	CIN at BAL, Nov. 7	34-56, 428 YDS, 4 TD, 0 INT
Longest Pass	85	Trevor Lawrence	JAX vs. IND, Oct. 6	to Brian Thomas Jr. (TD)
Passing Touchdowns	5			3 times, -1 in non-overtime games
	5			3 times, 2 in non-overtime games
Rushing Yards	199	Derrick Henry	BAL vs. BUF, Sep. 29	24-199, 1 TD
Rushing Attempts	30	Joe Mixon	HOU at IND, Sep. 8	30-159, 1 TD
Longest Rush	87	Derrick Henry	BAL vs. BUF, Sep. 29	(TD)
Receptions	14	Travis Kelce	KC vs. TB, Nov. 4 (OT)	14-100, 0 TD
	13	Garrett Wilson	NYJ at MIN, Oct. 6	13-101, 1 TD
Receiving Yards	264	Ja'Marr Chase	CIN at BAL, Nov. 7	11-264, 3 TD
Kickoff Return Yards	139	Ja'Mycal Hasty	NE vs. HOU, Oct. 13	6-139, 0 TD
Kickoff Returns	6	Ja'Mycal Hasty	NE vs. HOU, Oct. 13	6-139, 0 TD
	6	Chris Collier	BAL at CLE, Oct. 27	6-134, 0 TD
Longest Kickoff Return	100	Charlie Jones	CIN at CLE, Oct. 20	(TD)
Punt Return Yards	96	Parker Washington	JAX vs. NE, Oct. 20	1-96, 2 FC, 1 TD
Punt Returns	5			9 times in non-overtime games
Longest Punt Return	96	Parker Washington	JAX vs. NE, Oct. 20	(TD)
Interceptions	2			7 times, 6 in non-overtime games
Longest Interception Return	100	Pat Surtain II	DEN vs. LV, Oct. 6	(TD)
Sacks	4.0	Trey Hendrickson	CIN vs. LV, Nov. 3	
Scrimmage Yards	264	Ja'Marr Chase	CIN at BAL, Nov. 7	Rush: 0-0, Rec: 11-264
Longest Punt	84	Corey Bojorquez	CLE at LV, Sep. 29	
Punts	8			5 times in non-overtime games
Field Goals Made	6	Chris Boswell	PIT at ATL, Sep. 8	6-6, 57 long
Longest Field Goal	63	Joey Slye	NE at SF, Sep. 29	

2024 NATIONAL FOOTBALL LEAGUE

NFC PLAYER SINGLE-GAME HIGHS

CATEGORY	TOTAL	PLAYER	GAME	DETAILS
Points	24	Alvin Kamara	NO at DAL, Sep. 15	4 TD
Passing Yards	509	Kirk Cousins	ATL vs. TB, Oct. 3 (OT)	42-58, 509 YDS, 4 TD, 1 INT
	395	Geno Smith	SEA at DET, Sep. 30	38-56, 395 YDS, 1 TD, 1 INT
Longest Pass	97	Sam Darnold	MIN vs. SF, Sep. 15	to Justin Jefferson (TD)
Passing Touchdowns	4			9 times, 8 in non-overtime games
Rushing Yards	176	Saquon Barkley	PHI at NYG, Oct. 20	17-176, 1 TD
Rushing Attempts	32	Josh Jacobs	GB vs. IND, Sep. 15	32-151, 0 TD
Longest Rush	76	Isaac Guerendo	SF at SEA, Oct. 10	
Receptions	14	Cooper Kupp	LAR at DET, Sep. 8 (OT)	14-110, 1 TD
	13	CeeDee Lamb	DAL at SF, Oct. 27	13-146, 2 TD
Receiving Yards	180	Jaxon Smith-Njigba	SEA vs. LAR, Nov. 3 (OT)	7-180, 2 TD
	175	Jauan Jennings	SF at LAR, Sep. 22	11-175, 3 TD
Kickoff Return Yards	204	Raheem Blackshear	CAR at NO, Sep. 8	8-204, 0 TD
Kickoff Returns	8	Raheem Blackshear	CAR at NO, Sep. 8	8-204, 0 TD
Longest Kickoff Return	97	Laviska Shenault Jr.	SEA vs. SF, Oct. 10	(TD)
Punt Return Yards	190	Kalif Raymond	DET vs. TEN, Oct. 27	5-190, 1 FC, 1 TD
Punt Returns	5			4 times in non-overtime games
Longest Punt Return	90	Kalif Raymond	DET vs. TEN, Oct. 27	(TD)
Interceptions	2			4 times, 3 in non-overtime games
Longest Interception Return	67	Dante Fowler Jr.	WAS vs. CAR, Oct. 20	(TD)
Sacks	4.0	Aidan Hutchinson	DET vs. TB, Sep. 15	
Scrimmage Yards	215	Alvin Kamara	NO at CAR, Nov. 3	Rush: 29-155, Rec: 6-60
Longest Punt	74	Daniel Whelan	GB vs. MIN, Sep. 29	
	74	Tress Way	WAS vs. PIT, Nov. 10	
Punts	11	Matt Haack	NYG vs. PHI, Oct. 20	11-517 (47.0)
Field Goals Made	7	Austin Seibert	WAS vs. NYG, Sep. 15	7-7, 45 long
Longest Field Goal	65	Brandon Aubrey	DAL vs. BAL, Sep. 22	

2024 NATIONAL FOOTBALL LEAGUE

NFL PLAYER SINGLE-GAME HIGHS

CATEGORY	TOTAL	PLAYER	GAME	DETAILS
Points	24	Alvin Kamara	NO at DAL, Sep. 15	4 TD
Passing Yards	509	Kirk Cousins	ATL vs. TB, Oct. 3 (OT)	42-58, 509 YDS, 4 TD, 1 INT
	428	Joe Burrow	CIN at BAL, Nov. 7	34-56, 428 YDS, 4 TD, 0 INT
Longest Pass	97	Sam Darnold	MIN vs. SF, Sep. 15	to Justin Jefferson (TD)
Passing Touchdowns	5			3 times, -1 in non-overtime games
	5			3 times, 2 in non-overtime games
Rushing Yards	199	Derrick Henry	BAL vs. BUF, Sep. 29	24-199, 1 TD
Rushing Attempts	32	Josh Jacobs	GB vs. IND, Sep. 15	32-151, 0 TD
Longest Rush	87	Derrick Henry	BAL vs. BUF, Sep. 29	(TD)
Receptions	14	Cooper Kupp	LAR at DET, Sep. 8 (OT)	14-110, 1 TD
	14	Travis Kelce	KC vs. TB, Nov. 4 (OT)	14-100, 0 TD
	13	Garrett Wilson	NYJ at MIN, Oct. 6	13-101, 1 TD
	13	CeeDee Lamb	DAL at SF, Oct. 27	13-146, 2 TD
Receiving Yards	264	Ja'Marr Chase	CIN at BAL, Nov. 7	11-264, 3 TD
Kickoff Return Yards	204	Raheem Blackshear	CAR at NO, Sep. 8	8-204, 0 TD
Kickoff Returns	8	Raheem Blackshear	CAR at NO, Sep. 8	8-204, 0 TD
Longest Kickoff Return	100	Charlie Jones	CIN at CLE, Oct. 20	(TD)
Punt Return Yards	190	Kalif Raymond	DET vs. TEN, Oct. 27	5-190, 1 FC, 1 TD
Punt Returns	5			13 times in non-overtime games
Longest Punt Return	96	Parker Washington	JAX vs. NE, Oct. 20	(TD)
Interceptions	2			11 times, 9 in non-overtime games
Longest Interception Return	100	Pat Surtain II	DEN vs. LV, Oct. 6	(TD)
Sacks	4.0	Aidan Hutchinson	DET vs. TB, Sep. 15	
Scrimmage Yards	264	Ja'Marr Chase	CIN at BAL, Nov. 7	Rush: 0-0, Rec: 11-264
Longest Punt	84	Corey Bojorquez	CLE at LV, Sep. 29	
Punts	11	Matt Haack	NYG vs. PHI, Oct. 20	11-517 (47.0)
Field Goals Made	7	Austin Seibert	WAS vs. NYG, Sep. 15	7-7, 45 long
Longest Field Goal	65	Brandon Aubrey	DAL vs. BAL, Sep. 22	

2024 NATIONAL FOOTBALL LEAGUE

2024 NATIONAL FOOTBALL LEAGUE

300-YARD PASSING GAMES

YARDS	PLAYER	GAME	DETAILS
509	Kirk Cousins	ATL vs. TB, Oct. 3 (OT)	42-58, 4 TD, 1 INT
428	Joe Burrow	CIN at BAL, Nov. 7	34-56, 4 TD, 0 INT
395	Geno Smith	SEA at DET, Sep. 30	38-56, 1 TD, 1 INT
392	Joe Burrow	CIN vs. BAL, Oct. 6 (OT)	30-39, 5 TD, 1 INT
389	Jordan Love	GB vs. MIN, Sep. 29	32-54, 4 TD, 3 INT
379	Dak Prescott	DAL vs. BAL, Sep. 22	28-51, 2 TD, 0 INT
371	Trevor Lawrence	JAX vs. IND, Oct. 6	28-34, 2 TD, 1 INT
370	Baker Mayfield	TB vs. BAL, Oct. 21	31-45, 3 TD, 2 INT
363	Caleb Williams	CHI at IND, Sep. 22	33-52, 2 TD, 2 INT
363	Geno Smith	SEA vs. LAR, Nov. 3 (OT)	21-34, 3 TD, 3 INT
359	Joe Flacco	IND at JAX, Oct. 6	33-44, 3 TD, 0 INT
353	Brock Purdy	SF at TB, Nov. 10	25-36, 2 TD, 0 INT
352	Dak Prescott	DAL at PIT, Oct. 6	29-42, 2 TD, 2 INT
349	Justin Herbert	LAC at ARI, Oct. 21	27-39, 0 TD, 0 INT
348	Lamar Jackson	BAL at CIN, Oct. 6 (OT)	26-42, 4 TD, 0 INT
347	Baker Mayfield	TB vs. PHI, Sep. 29	30-47, 2 TD, 0 INT
345	C.J. Stroud	HOU vs. JAX, Sep. 29	27-40, 2 TD, 0 INT
338	Tua Tagovailoa	MIA vs. JAX, Sep. 8	23-37, 1 TD, 0 INT
334	Jameis Winston	CLE vs. BAL, Oct. 27	27-41, 3 TD, 0 INT
331	C.J. Stroud	HOU vs. BUF, Oct. 6	28-38, 1 TD, 1 INT
331	Patrick Mahomes	KC vs. NO, Oct. 7	28-39, 0 TD, 1 INT
330	Baker Mayfield	TB vs. ATL, Oct. 27	37-50, 3 TD, 2 INT
327	Geno Smith	SEA at NE, Sep. 15 (OT)	33-44, 1 TD, 0 INT
326	Jayden Daniels	WAS vs. CHI, Oct. 27	21-38, 1 TD, 0 INT
325	Baker Mayfield	TB at NO, Oct. 13	24-36, 4 TD, 3 INT
324	Joe Burrow	CIN vs. WAS, Sep. 23	29-38, 3 TD, 0 INT
323	Lamar Jackson	BAL vs. WAS, Oct. 13	20-26, 1 TD, 1 INT
323	Josh Allen	BUF vs. TEN, Oct. 20	21-33, 2 TD, 0 INT
319	Brock Purdy	SF at MIN, Sep. 15	28-36, 1 TD, 1 INT
319	Andy Dalton	CAR at LV, Sep. 22	26-37, 3 TD, 0 INT
317	Matthew Stafford	LAR at DET, Sep. 8 (OT)	34-49, 1 TD, 1 INT
315	Jared Goff	DET at DAL, Oct. 13	18-25, 3 TD, 0 INT
312	Justin Fields	PIT at IND, Sep. 29	22-34, 1 TD, 0 INT
312	Geno Smith	SEA vs. SF, Oct. 10	30-52, 1 TD, 2 INT
311	Jalen Hurts	PHI at NO, Sep. 22	29-38, 0 TD, 1 INT
308	Trevor Lawrence	JAX vs. GB, Oct. 27	21-32, 2 TD, 1 INT
307	Jared Goff	DET vs. TB, Sep. 15	34-55, 0 TD, 2 INT
307	Kyler Murray	ARI at MIA, Oct. 27	26-36, 2 TD, 0 INT
306	Kirk Cousins	ATL at NO, Nov. 10	23-38, 0 TD, 1 INT
304	Caleb Williams	CHI vs. CAR, Oct. 6	20-29, 2 TD, 0 INT

2024 NATIONAL FOOTBALL LEAGUE

2024 NATIONAL FOOTBALL LEAGUE

100-YARD RECEIVING GAMES

YARDS	PLAYER	GAME	DETAILS
264	Ja'Marr Chase	CIN at BAL, Nov. 7	11 REC, 3 TD
193	Ja'Marr Chase	CIN vs. BAL, Oct. 6 (OT)	10 REC, 2 TD
180	Jaxon Smith-Njigba	SEA vs. LAR, Nov. 3 (OT)	7 REC, 2 TD
175	Jauan Jennings	SF at LAR, Sep. 22	11 REC, 3 TD
170	Dallas Goedert	PHI at NO, Sep. 22	10 REC, 0 TD
154	Drake London	ATL vs. TB, Oct. 3 (OT)	12 REC, 1 TD
151	Nico Collins	HOU vs. JAX, Sep. 29	12 REC, 1 TD
147	Brandon Aiyuk	SF vs. ARI, Oct. 6	8 REC, 0 TD
146	CeeDee Lamb	DAL at SF, Oct. 27	13 REC, 2 TD
143	Calvin Ridley	TEN at DET, Oct. 27	10 REC, 0 TD
139	Jayden Reed	GB vs. MIN, Sep. 29	7 REC, 1 TD
138	Jayden Reed	GB at PHI, Sep. 6	4 REC, 1 TD
137	Justin Jefferson	MIN vs. IND, Nov. 3	7 REC, 0 TD
135	Nico Collins	HOU vs. CHI, Sep. 15	8 REC, 1 TD
134	Alec Pierce	IND at JAX, Oct. 6	3 REC, 1 TD
133	Justin Jefferson	MIN vs. SF, Sep. 15	4 REC, 1 TD
132	Zay Flowers	BAL vs. WAS, Oct. 13	9 REC, 0 TD
130	Tyreek Hill	MIA vs. JAX, Sep. 8	7 REC, 1 TD
130	Marvin Harrison Jr.	ARI vs. LAR, Sep. 15	4 REC, 2 TD
130	JuJu Smith-Schuster	KC vs. NO, Oct. 7	7 REC, 0 TD
129	DK Metcalf	SEA at NE, Sep. 15 (OT)	10 REC, 1 TD
128	George Kittle	SF vs. DAL, Oct. 27	6 REC, 1 TD
127	Malik Nabers	NYG at WAS, Sep. 15	10 REC, 1 TD
127	Zay Flowers	BAL vs. DEN, Nov. 3	5 REC, 2 TD
126	Tank Dell	HOU at NYJ, Oct. 31	6 REC, 0 TD
125	Alec Pierce	IND vs. HOU, Sep. 8	3 REC, 1 TD
125	Chris Godwin	TB at NO, Oct. 13	11 REC, 2 TD
125	Keon Coleman	BUF vs. TEN, Oct. 20	4 REC, 0 TD
125	Terry McLaurin	WAS vs. CHI, Oct. 27	5 REC, 0 TD
124	Trey McBride	ARI at MIA, Oct. 27	9 REC, 0 TD
122	Diontae Johnson	CAR at LV, Sep. 22	8 REC, 1 TD
122	Darius Slayton	NYG at SEA, Oct. 6	8 REC, 1 TD
122	Brian Thomas Jr.	JAX vs. IND, Oct. 6	5 REC, 1 TD
122	Courtland Sutton	DEN at BAL, Nov. 3	7 REC, 0 TD
121	Jameson Williams	DET vs. LAR, Sep. 8 (OT)	5 REC, 1 TD
121	Rashod Bateman	BAL at TB, Oct. 21	4 REC, 1 TD
119	A.J. Brown	PHI vs. GB, Sep. 6	5 REC, 1 TD
119	Amon-Ra St. Brown	DET vs. TB, Sep. 15	11 REC, 0 TD
118	Ja'Marr Chase	CIN vs. WAS, Sep. 23	6 REC, 2 TD
118	Quentin Johnston	LAC at CLE, Nov. 3	4 REC, 1 TD
117	Nico Collins	HOU at IND, Sep. 8	6 REC, 0 TD

2024 NATIONAL FOOTBALL LEAGUE

100-YARD RECEIVING GAMES

YARDS	PLAYER	GAME	DETAILS
117	Chris Godwin	TB at DET, Sep. 15	7 REC, 1 TD
117	Jaxon Smith-Njigba	SEA at NE, Sep. 15 (OT)	12 REC, 0 TD
116	A.J. Brown	PHI vs. CLE, Oct. 13	6 REC, 1 TD
115	Malik Nabers	NYG vs. DAL, Sep. 26	12 REC, 0 TD
115	Justin Jefferson	MIN at LAR, Oct. 24	8 REC, 0 TD
115	Zay Flowers	BAL at CLE, Oct. 27	7 REC, 0 TD
115	Tylan Wallace	BAL vs. CIN, Nov. 7	3 REC, 1 TD
114	Allen Lazard	NYJ vs. BUF, Oct. 14	6 REC, 1 TD
113	George Pickens	PIT at IND, Sep. 29	7 REC, 0 TD
113	Michael Pittman	IND vs. PIT, Sep. 29	6 REC, 0 TD
113	Garrett Wilson	NYJ at NE, Oct. 27	5 REC, 0 TD
113	Jayden Reed	GB vs. DET, Nov. 3	5 REC, 0 TD
113	Terry McLaurin	WAS vs. PIT, Nov. 10	5 REC, 0 TD
112	Rome Odunze	CHI at IND, Sep. 22	6 REC, 1 TD
112	Terry McLaurin	WAS vs. CLE, Oct. 6	4 REC, 0 TD
112	Amon-Ra St. Brown	DET at MIN, Oct. 20	8 REC, 1 TD
111	Isaiah Likely	BAL at KC, Sep. 5	9 REC, 1 TD
111	Zay Flowers	BAL at CIN, Oct. 6 (OT)	7 REC, 0 TD
111	George Pickens	PIT vs. NYJ, Oct. 20	5 REC, 1 TD
111	Marvin Harrison Jr.	ARI at MIA, Oct. 27	6 REC, 1 TD
111	Ladd McConkey	LAC vs. NO, Oct. 27	6 REC, 2 TD
110	Cooper Kupp	LAR at DET, Sep. 8 (OT)	14 REC, 1 TD
110	Davante Adams	LV at BAL, Sep. 15	9 REC, 1 TD
110	Deebo Samuel Sr.	SF at MIN, Sep. 15	8 REC, 0 TD
110	Rashee Rice	KC at ATL, Sep. 22	12 REC, 1 TD
109	Jaylen Waddle	MIA vs. JAX, Sep. 8	5 REC, 0 TD
109	Hunter Henry	NE vs. SEA, Sep. 15 (OT)	8 REC, 0 TD
109	Josh Downs	IND at HOU, Oct. 27	4 REC, 1 TD
109	A.J. Brown	PHI at DAL, Nov. 10	5 REC, 0 TD
109	Marquez Valdes-Scantling	NO vs. ATL, Nov. 10	3 REC, 2 TD
108	Darius Slayton	NYG at PIT, Oct. 28	4 REC, 0 TD
107	Garrett Wilson	NYJ vs. BUF, Oct. 14	8 REC, 1 TD
107	Chris Olave	NO at LAC, Oct. 27	8 REC, 0 TD
107	Khalil Shakir	BUF at SEA, Oct. 27	9 REC, 0 TD
106	Puka Nacua	LAR vs. MIN, Oct. 24	7 REC, 0 TD
105	Darnell Mooney	ATL vs. TB, Oct. 3 (OT)	9 REC, 2 TD
105	DJ Moore	CHI vs. CAR, Oct. 6	5 REC, 2 TD
105	Jakobi Meyers	LV at CIN, Nov. 3	8 REC, 0 TD
104	DK Metcalf	SEA vs. MIA, Sep. 22	4 REC, 1 TD
104	DK Metcalf	SEA at DET, Sep. 30	7 REC, 0 TD
104	Cooper Kupp	LAR at SEA, Nov. 3 (OT)	11 REC, 0 TD

2024 NATIONAL FOOTBALL LEAGUE

100-YARD RECEIVING GAMES

YARDS	PLAYER	GAME	DETAILS
104	Rome Odunze	CHI at ARI, Nov. 3	5 REC, 0 TD
103	Rashee Rice	KC vs. BAL, Sep. 5	7 REC, 0 TD
103	Breece Hall	NYJ at PIT, Oct. 20	6 REC, 0 TD
102	Deebo Samuel Sr.	SF at SEA, Oct. 10	3 REC, 1 TD
102	Evan Engram	JAX at CHI, Oct. 13	10 REC, 0 TD
101	Garrett Wilson	NYJ at MIN, Oct. 6	13 REC, 1 TD
100	Terry McLaurin	WAS at CIN, Sep. 23	4 REC, 1 TD
100	Cade Otton	TB vs. BAL, Oct. 21	8 REC, 0 TD
100	Courtland Sutton	DEN vs. CAR, Oct. 27	8 REC, 0 TD
100	Mike Gesicki	CIN vs. LV, Nov. 3	5 REC, 2 TD
100	Travis Kelce	KC vs. TB, Nov. 4 (OT)	14 REC, 0 TD

2024 NATIONAL FOOTBALL LEAGUE

2024 NATIONAL FOOTBALL LEAGUE

100-YARD RUSHING GAMES

YARDS	PLAYER	GAME	DETAILS
199	Derrick Henry	BAL vs. BUF, Sep. 29	24 ATT, 1 TD
176	Saquon Barkley	PHI at NYG, Oct. 20	17 ATT, 1 TD
169	Derrick Henry	BAL at TB, Oct. 21	15 ATT, 0 TD
159	Joe Mixon	HOU at IND, Sep. 8	30 ATT, 1 TD
159	Saquon Barkley	PHI vs. JAX, Nov. 3	27 ATT, 1 TD
155	Alvin Kamara	NO at CAR, Nov. 3	29 ATT, 0 TD
153	Chuba Hubbard	CAR vs. NYG, Nov. 10 (OT)	28 ATT, 1 TD
151	Josh Jacobs	GB vs. IND, Sep. 15	32 ATT, 0 TD
151	Derrick Henry	BAL at DAL, Sep. 22	25 ATT, 2 TD
147	Jordan Mason	SF vs. NYJ, Sep. 9	28 ATT, 1 TD
147	Saquon Barkley	PHI at NO, Sep. 22	17 ATT, 2 TD
145	Tyrone Tracy Jr.	NYG at PIT, Oct. 28	20 ATT, 1 TD
136	Sean Tucker	TB at NO, Oct. 13	14 ATT, 1 TD
135	J.K. Dobbins	LAC vs. LV, Sep. 8	10 ATT, 1 TD
133	Brian Robinson	WAS vs. NYG, Sep. 15	17 ATT, 0 TD
132	Derrick Henry	BAL vs. WAS, Oct. 13	24 ATT, 2 TD
131	J.K. Dobbins	LAC at CAR, Sep. 15	17 ATT, 1 TD
129	Tyrone Tracy Jr.	NYG at SEA, Oct. 6	18 ATT, 0 TD
129	D'Andre Swift	CHI at WAS, Oct. 27	18 ATT, 1 TD
128	Tony Pollard	TEN vs. NE, Nov. 3 (OT)	28 ATT, 0 TD
127	Jahmyr Gibbs	DET vs. TEN, Oct. 27	11 ATT, 1 TD
127	Josh Jacobs	GB at JAX, Oct. 27	25 ATT, 2 TD
123	Jordan Mason	SF vs. NE, Sep. 29	24 ATT, 1 TD
122	Lamar Jackson	BAL at KC, Sep. 5	16 ATT, 0 TD
122	James Conner	ARI vs. LAR, Sep. 15	21 ATT, 1 TD
120	Rhamondre Stevenson	NE at CIN, Sep. 8	25 ATT, 1 TD
120	Chase Brown	CIN vs. LV, Nov. 3	27 ATT, 0 TD
118	Tank Bigsby	JAX vs. NE, Oct. 20	26 ATT, 2 TD
116	Jahmyr Gibbs	DET at MIN, Oct. 20	15 ATT, 2 TD
116	Bijan Robinson	ATL at NO, Nov. 10	20 ATT, 2 TD
115	Alvin Kamara	NO at DAL, Sep. 15	20 ATT, 3 TD
115	Joe Mixon	HOU at GB, Oct. 20	25 ATT, 2 TD
114	Chuba Hubbard	CAR at LV, Sep. 22	21 ATT, 0 TD
114	Najee Harris	PIT vs. NYG, Oct. 28	19 ATT, 0 TD
114	Jonathan Taylor	IND vs. BUF, Nov. 10	21 ATT, 0 TD
113	Breece Hall	NYJ vs. BUF, Oct. 14	18 ATT, 0 TD
111	James Cook	BUF at SEA, Oct. 27	17 ATT, 2 TD
110	Jonathan Taylor	IND vs. CHI, Sep. 22	23 ATT, 2 TD
109	Saquon Barkley	PHI vs. GB, Sep. 6	24 ATT, 2 TD
108	Saquon Barkley	PHI at CIN, Oct. 27	22 ATT, 0 TD
107	James Conner	ARI vs. CHI, Nov. 3	18 ATT, 0 TD

2024 NATIONAL FOOTBALL LEAGUE

100-YARD RUSHING GAMES

YARDS	PLAYER	GAME	DETAILS
106	Najee Harris	PIT at LV, Oct. 13	14 ATT, 1 TD
106	Joe Mixon	HOU at NYJ, Oct. 31	24 ATT, 1 TD
106	Derrick Henry	BAL vs. DEN, Nov. 3	23 ATT, 2 TD
106	Kareem Hunt	KC vs. TB, Nov. 4 (OT)	27 ATT, 1 TD
105	David Montgomery	DET at ARI, Sep. 22	23 ATT, 1 TD
105	Tyler Allgeier	ATL at CAR, Oct. 13	18 ATT, 1 TD
105	Jonathan Taylor	IND at HOU, Oct. 27	20 ATT, 1 TD
104	James Conner	ARI vs. WAS, Sep. 29	18 ATT, 1 TD
104	Chuba Hubbard	CAR vs. CIN, Sep. 29	18 ATT, 1 TD
103	Kenneth Walker III	SEA vs. DEN, Sep. 8	20 ATT, 1 TD
103	Jonathan Taylor	IND at GB, Sep. 15	12 ATT, 0 TD
103	Bijan Robinson	ATL vs. SEA, Oct. 20	21 ATT, 1 TD
103	Tyrone Tracy Jr.	NYG at CAR, Nov. 10 (OT)	18 ATT, 1 TD
102	Aaron Jones	MIN vs. HOU, Sep. 22	19 ATT, 0 TD
102	Kyren Williams	LAR vs. GB, Oct. 6	22 ATT, 1 TD
102	Kareem Hunt	KC vs. NO, Oct. 7	27 ATT, 1 TD
102	Joe Mixon	HOU at NE, Oct. 13	13 ATT, 1 TD
102	Najee Harris	PIT vs. NYJ, Oct. 20	21 ATT, 1 TD
102	Joe Mixon	HOU vs. IND, Oct. 27	25 ATT, 1 TD
101	Brian Robinson	WAS at ARI, Sep. 29	21 ATT, 1 TD
101	Tank Bigsby	JAX vs. IND, Oct. 6	13 ATT, 2 TD
101	James Conner	ARI vs. LAC, Oct. 21	19 ATT, 0 TD
100	Jordan Mason	SF at MIN, Sep. 15	20 ATT, 1 TD

2024 NATIONAL FOOTBALL LEAGUE

2024 NATIONAL FOOTBALL LEAGUE

AFC LEADING PASSERS

RANK	PLAYER	TEAM	ATT	COMP	COMP%	YDS	YPA	TD	TD%	LONG	INT	INT%	RATING
1	L. Jackson	BAL	288	199	69.1%	2669	9.27	24	8.3%	84t	2	0.7%	123.2
2	Burrow	CIN	358	246	68.7%	2672	7.46	24	6.7%	70t	4	1.1%	108.1
3	Herbert	LAC	241	159	66.0%	1889	7.84	11	4.6%	66t	1	0.4%	103.2
4	Allen	BUF	299	190	63.5%	2281	7.63	17	5.7%	63t	4	1.3%	100.2
5	Mahomes	KC	311	216	69.5%	2208	7.10	12	3.9%	54t	9	2.9%	90.3
6	Stroud	HOU	329	207	62.9%	2371	7.21	12	3.6%	67t	6	1.8%	89.1
7	Lawrence	JAX	274	168	61.3%	2004	7.31	11	4.0%	85t	6	2.2%	87.9
8	Rodgers	NYJ	351	219	62.4%	2258	6.43	15	4.3%	57	7	2.0%	86.8
9	*Nix	DEN	324	206	63.6%	1968	6.07	10	3.1%	49	6	1.9%	82.9
10	Minshev	LV	221	148	67.0%	1501	6.79	6	2.7%	57t	8	3.6%	80.2
11	D. Watson	CLE	216	137	63.4%	1148	5.31	5	2.3%	35	3	1.4%	79.0

2024 NATIONAL FOOTBALL LEAGUE

AFC LEADING PASSERS, RANKS

PLAYER	TEAM	ATT	COMP	COMP%	YDS	YPA	TD	TD%	INT	INT%	RATING
L. Jackson	BAL	7	6	2	2	1	1t	1	2	2	1
Burrow	CIN	1	1	3	1	4	1t	2	4t	3	2
Herbert	LAC	9	9	5	9	2	7t	4	1	1	3
Allen	BUF	6	7	7	4	3	3	3	4t	4	4
Mahomes	KC	5	3	1	6	7	5t	7	11	10	5
Stroud	HOU	3	4	9	3	6	5t	8	6t	6	6
Lawrence	JAX	8	8	11	7	5	7t	6	6t	9	7
Rodgers	NYJ	2	2	10	5	9	4	5	9	8	8
*Nix	DEN	4	5	6	8	10	9	9	6t	7	9
Minshew	LV	10	10	4	10	8	13t	10	10	11	10
D. Watson	CLE	11	11	8	13	11	16t	11	3	5	11

2024 NATIONAL FOOTBALL LEAGUE

AFC FOURTH-QUARTER PASSING LEADERS

RANK	PLAYER	TEAM	ATT	COMP	COMP%	YDS	YPA	TD	TD%	INT	INT%	RATING
1	L. Jackson	BAL	80	51	63.8%	708	8.85	7	8.8%	0	0.0%	121.3
2	Mahomes	KC	58	40	69.0%	467	8.05	4	6.9%	0	0.0%	116.1
3	Flacco	IND	48	31	64.6%	447	9.31	5	10.4%	2	4.2%	112.1
4	Fields	PIT	39	23	59.0%	302	7.74	3	7.7%	0	0.0%	109.1
5	Tagovailoa	MIA	34	26	76.5%	215	6.32	1	2.9%	0	0.0%	102.0
6	Herbert	LAC	46	29	63.0%	344	7.48	2	4.3%	0	0.0%	100.3
7	Winston	CLE	45	28	62.2%	296	6.58	3	6.7%	1	2.2%	94.3
8	Burrow	CIN	78	49	62.8%	633	8.12	6	7.7%	4	5.1%	92.5
9	*Nix	DEN	83	58	69.9%	573	6.90	3	3.6%	2	2.4%	91.1
10	*Maye	NE	55	33	60.0%	349	6.35	3	5.5%	1	1.8%	89.1
11	Allen	BUF	61	34	55.7%	430	7.05	2	3.3%	0	0.0%	88.8
12	D. Watson	CLE	58	39	67.2%	335	5.78	2	3.4%	1	1.7%	86.5
13	Minshew	LV	66	45	68.2%	465	7.05	3	4.5%	3	4.5%	84.5
14	Rodgers	NYJ	98	63	64.3%	601	6.13	3	3.1%	2	2.0%	82.9
15	Stroud	HOU	77	49	63.6%	499	6.48	2	2.6%	2	2.6%	80.0
16	Lawrence	JAX	83	46	55.4%	515	6.20	3	3.6%	2	2.4%	76.1
17	Brissett	NE	51	28	54.9%	308	6.04	0	0.0%	0	0.0%	73.0
18	O'Connell	LV	45	27	60.0%	245	5.44	2	4.4%	2	4.4%	71.1
19	Rudolph	TEN	26	16	61.5%	112	4.31	1	3.8%	1	3.8%	68.1
20	Richardson	IND	45	20	44.4%	346	7.69	2	4.4%	2	4.4%	67.5
21	Levis	TEN	48	29	60.4%	201	4.19	1	2.1%	4	8.3%	42.1

2024 NATIONAL FOOTBALL LEAGUE

AFC THIRD-DOWN PASSING LEADERS

RANK	PLAYER	TEAM	ATT	COMP	COMP%	YDS	YPA	TD	TD%	INT	INT%	RATING
1	L. Jackson	BAL	70	45	64.3%	603	8.61	7	10.0%	0	0.0%	124.9
2	Burrow	CIN	91	58	63.7%	688	7.56	10	11.0%	1	1.1%	118.7
3	Herbert	LAC	73	46	63.0%	550	7.53	7	9.6%	0	0.0%	118.0
4	Mahomes	KC	82	55	67.1%	652	7.95	6	7.3%	1	1.2%	110.4
5	Allen	BUF	82	43	52.4%	595	7.26	6	7.3%	1	1.2%	95.3
6	Fields	PIT	49	29	59.2%	343	7.00	2	4.1%	0	0.0%	94.2
7	Stroud	HOU	98	62	63.3%	774	7.90	3	3.1%	1	1.0%	93.7
8	*Nix	DEN	95	57	60.0%	593	6.24	5	5.3%	2	2.1%	86.9
9	Rodgers	NYJ	92	52	56.5%	640	6.96	6	6.5%	4	4.3%	81.8
10	Tagovailoa	MIA	44	31	70.5%	402	9.14	0	0.0%	2	4.5%	79.9
11	D. Watson	CLE	47	29	61.7%	259	5.51	0	0.0%	0	0.0%	76.5
12	Lawrence	JAX	68	32	47.1%	338	4.97	4	5.9%	1	1.5%	75.5
13	Brissett	NE	53	29	54.7%	255	4.81	0	0.0%	1	1.9%	59.9
14	Minschew	LV	60	33	55.0%	302	5.03	1	1.7%	5	8.3%	39.7

2024 NATIONAL FOOTBALL LEAGUE

AFC LEADING RUSHERS

RANK	PLAYER	TEAM	ATT	YDS	AVG	LONG	TD
1	Henry	BAL	184	1120	6.1	87t	12
2	Dobbins	LAC	141	670	4.8	61	6
3	Pollard	TEN	151	666	4.4	41	3
4	Mixon	HOU	151	655	4.3	59	7
5	Harris	PIT	157	645	4.1	36t	3
6	Taylor	IND	126	616	4.9	58	5
7	Cook	BUF	128	576	4.5	49t	8
8	Hall	NYJ	136	554	4.1	42	3
9	L. Jackson (QB)	BAL	91	538	5.9	33	2
10	C. Brown	CIN	118	521	4.4	30t	5
11	Bigsby	JAX	95	519	5.5	65t	4
12	Stevenson	NE	134	512	3.8	33t	6
13	Achane	MIA	105	457	4.4	47	2
14	Hunt	KC	125	449	3.6	15	5
15	Williams	DEN	103	388	3.8	20	2
16	Mattison	LV	92	301	3.3	24	3
17	Etienne	JAX	70	298	4.3	22	2
18	*Nix (QB)	DEN	61	290	4.8	32	4
19	J. Ford	CLE	52	269	5.2	36	1
20	*Davis	BUF	64	268	4.2	22	2
21	Gibson	NE	62	262	4.2	45	0
22	Allen (QB)	BUF	55	261	4.7	21	4
23t	Moss	CIN	74	242	3.3	16	2
23t	Richardson (QB)	IND	41	242	5.9	26	1
25	*Maye (QB)	NE	25	233	9.3	26	1
26	Fields (QB)	PIT	55	231	4.2	18	5
27	*Allen	NYJ	60	223	3.7	20t	2
28	McLaughlin	DEN	55	220	4.0	21	1
29	Warren	PIT	55	217	3.9	18	0
30	Mostert	MIA	55	214	3.9	18	2
31	*Wright	MIA	47	211	4.5	20	0
32	White	LV	60	174	2.9	17	1
33	Edwards	LAC	48	168	3.5	11	0
34	Mahomes (QB)	KC	39	167	4.3	33	1
35	Spears	TEN	40	161	4.0	19	1
36	Foreman	CLE	46	155	3.4	25	0
37	*Steele	KC	46	152	3.3	9	0
38t	*Estime	DEN	29	148	5.1	21	0
38t	Stroud (QB)	HOU	32	148	4.6	25	0
38t	D. Watson (QB)	CLE	31	148	4.8	16	1
41	Levis (QB)	TEN	21	147	7.0	21	0
42	Pacheco	KC	34	135	4.0	11	1
43	Sermon	IND	47	131	2.8	17	2
44	Goodson	IND	27	128	4.7	33	1
45	Burrow (QB)	CIN	29	123	4.2	47t	1
46t	Herbert (QB)	LAC	36	117	3.3	38	1
46t	Hill	BAL	34	117	3.4	17	0
48	D. Johnson	JAX	28	114	4.1	13	0
49t	Chubb	CLE	42	113	2.7	15	1
49t	Lawrence (QB)	JAX	25	113	4.5	33	3

2024 NATIONAL FOOTBALL LEAGUE

AFC THIRD-AND-ONE RUSHING LEADERS

RANK	PLAYER	TEAM	ATT	FD	PCT
1t	*Allen	NYJ	8	8	100.0%
1t	Burrow (QB)	CIN	4	4	100.0%
1t	Levis (QB)	TEN	4	4	100.0%
1t	Achane	MIA	3	3	100.0%
1t	Fields (QB)	PIT	3	3	100.0%
1t	Hill	BAL	3	3	100.0%
1t	Hunt	KC	3	3	100.0%
1t	L. Jackson (QB)	BAL	3	3	100.0%
1t	Mixon	HOU	3	3	100.0%
10	Dobbins	LAC	7	6	85.7%
11	Henry	BAL	6	5	83.3%
12	Haskins	LAC	4	3	75.0%
13	*Nix (QB)	DEN	7	5	71.4%
14t	Moss	CIN	5	3	60.0%
14t	*Steele	KC	5	3	60.0%
16	Hall	NYJ	7	4	57.1%
17t	Taylor	IND	8	4	50.0%
17t	Ingold	MIA	6	3	50.0%

2024 NATIONAL FOOTBALL LEAGUE

AFC LEADERS IN RECEPTIONS

RANK	PLAYER	TEAM	REC	YDS	AVG	LONG	TD
1	Chase	CIN	66	981	14.9	70t	10
2	Wilson	NYJ	65	704	10.8	35	5
3	Kelce (TE)	KC	60	499	8.3	38	2
4	*Bowers (TE)	LV	57	580	10.2	57t	2
5	Flowers	BAL	50	688	13.8	53t	3
6	Shakir	BUF	48	529	11.0	52	2
7	Diggs	HOU	47	496	10.6	49	3
8	Downs	IND	45	483	10.7	69t	3
9t	Sutton	DEN	42	569	13.5	37	3
9t	Achane (RB)	MIA	42	317	7.5	39	3
11t	Pickens	PIT	40	639	16.0	44	2
11t	Henry (TE)	NE	40	428	10.7	35	1
13t	Meyers	LV	39	430	11.0	33	2
13t	Hall (RB)	NYJ	39	358	9.2	57	1
13t	Douglas	NE	39	356	9.1	35t	1
16	D. Adams	LV-NYJ	38	415	10.9	37t	2
17t	*B. Thomas	JAX	37	607	16.4	85t	5
17t	*McConkey	LAC	37	492	13.3	60t	4
17t	T. Hill	MIA	37	462	12.5	80t	2
20	Dell	HOU	35	394	11.3	50	2
21t	Gesicki (TE)	CIN	34	383	11.3	47t	2
21t	Kincaid (TE)	BUF	34	356	10.5	28	2
23t	Jeudy	CLE	33	418	12.7	35	1
23t	J. Smith (TE)	MIA	33	347	10.5	33	1
23t	Dissly (TE)	LAC	33	272	8.2	22	0
23t	Moore	CLE	33	249	7.5	22	0
27t	Collins	HOU	32	567	17.7	67t	3
27t	Ridley	TEN	32	483	15.1	47	3
29t	Bateman	BAL	31	501	16.2	59	4
29t	Waddle	MIA	31	367	11.8	63	1
29t	D. Johnson	CAR-BAL	31	363	11.7	39	3
29t	Engram (TE)	JAX	31	263	8.5	24	1
29t	Williams (RB)	DEN	31	222	7.2	34	0
34t	Lazard	NYJ	30	412	13.7	52t	5
34t	Pittman	IND	30	366	12.2	33	2
34t	Andrews (TE)	BAL	30	357	11.9	38	5
34t	Njoku (TE)	CLE	30	255	8.5	29	2
34t	C. Brown (RB)	CIN	30	150	5.0	17	2
39t	Hopkins	TEN-KC	29	344	11.9	35	3
39t	Higgins	CIN	29	341	11.8	25t	3
39t	Cooper	CLE-BUF	29	319	11.0	27	3
39t	Schultz (TE)	HOU	29	310	10.7	32	0
39t	Freiermuth (TE)	PIT	29	281	9.7	30	3
44t	Conklin (TE)	NYJ	28	245	8.8	27	2
44t	Pollard (RB)	TEN	28	154	5.5	22	0
46t	Kirk	JAX	27	379	14.0	61	1
46t	Hill (RB)	BAL	27	272	10.1	24	2
48	Tucker	LV	25	257	10.3	54	1
49t	Rice	KC	24	288	12.0	44t	2
49t	Likely (TE)	BAL	24	271	11.3	49t	3
49t	Tillman	CLE	24	264	11.0	38t	3
49t	Dobbins (RB)	LAC	24	112	4.7	15	0
49t	Stevenson (RB)	NE	24	102	4.3	14	1

2024 NATIONAL FOOTBALL LEAGUE

AFC RECEIVING YARDAGE LEADERS

RANK	PLAYER	TEAM	YDS	REC	AVG	LONG	TD
1	Chase	CIN	981	66	14.9	70t	10
2	Wilson	NYJ	704	65	10.8	35	5
3	Flowers	BAL	688	50	13.8	53t	3
4	Pickens	PIT	639	40	16.0	44	2
5	*B. Thomas	JAX	607	37	16.4	85t	5
6	*Bowers (TE)	LV	580	57	10.2	57t	2
7	Sutton	DEN	569	42	13.5	37	3
8	Collins	HOU	567	32	17.7	67t	3
9	Shakir	BUF	529	48	11.0	52	2
10	Pierce	IND	516	23	22.4	65t	4
11	Bateman	BAL	501	31	16.2	59	4
12	Kelce (TE)	KC	499	60	8.3	38	2
13	Diggs	HOU	496	47	10.6	49	3
14	*McConkey	LAC	492	37	13.3	60t	4
15t	Downs	IND	483	45	10.7	69t	3
15t	Ridley	TEN	483	32	15.1	47	3
17	T. Hill	MIA	462	37	12.5	80t	2
18	Meyers	LV	430	39	11.0	33	2
19	Henry (TE)	NE	428	40	10.7	35	1
20	Jeudy	CLE	418	33	12.7	35	1
21	*Coleman	BUF	417	22	19.0	57	3
22	D. Adams	LV-NYJ	415	38	10.9	37t	2
23	Lazard	NYJ	412	30	13.7	52t	5
24	Dell	HOU	394	35	11.3	50	2
25	Gesicki (TE)	CIN	383	34	11.3	47t	2
26	Kirk	JAX	379	27	14.0	61	1
27	Waddle	MIA	367	31	11.8	63	1
28	Pittman	IND	366	30	12.2	33	2
29	D. Johnson	CAR-BAL	363	31	11.7	39	3
30	Hall (RB)	NYJ	358	39	9.2	57	1
31	Andrews (TE)	BAL	357	30	11.9	38	5
32t	Douglas	NE	356	39	9.1	35t	1
32t	Kincaid (TE)	BUF	356	34	10.5	28	2
34	J. Smith (TE)	MIA	347	33	10.5	33	1
35	Hopkins	TEN-KC	344	29	11.9	35	3
36	Palmer	LAC	342	18	19.0	45	1
37	Higgins	CIN	341	29	11.8	25t	3
38	Cooper	CLE-BUF	319	29	11.0	27	3
39	Achane (RB)	MIA	317	42	7.5	39	3
40	Schultz (TE)	HOU	310	29	10.7	32	0
41	Johnston	LAC	306	20	15.3	66t	5
42	Rice	KC	288	24	12.0	44t	2
43	Freiermuth (TE)	PIT	281	29	9.7	30	3
44	Austin	PIT	277	16	17.3	55t	2
45t	Dissly (TE)	LAC	272	33	8.2	22	0
45t	Hill (RB)	BAL	272	27	10.1	24	2
47	Likely (TE)	BAL	271	24	11.3	49t	3
48	Tillman	CLE	264	24	11.0	38t	3
49	Engram (TE)	JAX	263	31	8.5	24	1
50	Tucker	LV	257	25	10.3	54	1

2024 NATIONAL FOOTBALL LEAGUE

AFC THIRD-DOWN RECEIVING LEADERS

RANK	PLAYER	TEAM	REC	YDS	AVG	LONG	TD
1t	Wilson	NYJ	17	202	11.9	26t	2
1t	Kelce (TE)	KC	17	197	11.6	38	1
3t	Sutton	DEN	16	281	17.6	33	2
3t	Pickens	PIT	16	214	13.4	37	0
5t	Shakir	BUF	14	234	16.7	52	1
5t	Chase	CIN	14	196	14.0	63t	2
5t	Dell	HOU	14	171	12.2	31	0
8t	Henry (TE)	NE	13	158	12.2	32	0
8t	Diggs	HOU	13	127	9.8	21	1
8t	Moore	CLE	13	117	9.0	22	0
11t	Gesicki (TE)	CIN	12	150	12.5	47t	1
11t	Downs	IND	12	133	11.1	25	1
11t	*Bowers (TE)	LV	12	127	10.6	27	0
14t	Collins	HOU	11	170	15.5	34	1
14t	Waddle	MIA	11	153	13.9	36	0
14t	Hill (RB)	BAL	11	120	10.9	24	0
14t	J. Smith (TE)	MIA	11	117	10.6	33	1
14t	Douglas	NE	11	116	10.5	35t	1
14t	*McConkey	LAC	11	114	10.4	18	2
20t	Johnston	LAC	10	179	17.9	66t	4
20t	Freiermuth (TE)	PIT	10	99	9.9	21	2
22t	Lazard	NYJ	9	150	16.7	36t	2
22t	Perine (RB)	KC	9	127	14.1	35	1
22t	Higgins	CIN	9	113	12.6	25t	3
22t	Meyers	LV	9	99	11.0	21	0
22t	Bateman	BAL	9	94	10.4	16t	2
22t	Williams (RB)	DEN	9	87	9.7	34	0
22t	Tucker	LV	9	73	8.1	14	0
29t	Palmer	LAC	8	117	14.6	28t	1
29t	Flowers	BAL	8	116	14.5	26	1
29t	Ogunbowale (RB)	HOU	8	115	14.4	31	0
29t	Tillman	CLE	8	108	13.5	25	1
29t	Kirk	JAX	8	106	13.3	30	1
29t	*Vele	DEN	8	75	9.4	20	1
35t	Hollins	BUF	7	99	14.1	44	2
35t	Schultz (TE)	HOU	7	99	14.1	32	0
35t	Hopkins	TEN-KC	7	98	14.0	35	2
35t	Conklin (TE)	NYJ	7	95	13.6	25	1
35t	Kincaid (TE)	BUF	7	94	13.4	28	1
35t	D. Adams	LV-NYJ	7	91	13.0	37t	1
35t	Ridley	TEN	7	89	12.7	22	0
35t	Achane (RB)	MIA	7	82	11.7	39	0
35t	T. Hill	MIA	7	82	11.7	30	0
35t	Andrews (TE)	BAL	7	76	10.9	18t	2
35t	Boyd	TEN	7	72	10.3	20	0
35t	Cooper	CLE-BUF	7	63	9.0	13	0
35t	Stevenson (RB)	NE	7	34	4.9	12	1
48t	D. Johnson	CAR-BAL	6	117	19.5	39	2
48t	Austin	PIT	6	113	18.8	29t	1
48t	Strange (TE)	JAX	6	72	12.0	26	1
48t	Warren (RB)	PIT	6	69	11.5	26	0
48t	*B. Thomas	JAX	6	64	10.7	19	2
48t	Engram (TE)	JAX	6	56	9.3	15	0
48t	Gibson (RB)	NE	6	54	9.0	12	0
48t	Moss (RB)	CIN	6	50	8.3	21	1

2024 NATIONAL FOOTBALL LEAGUE

AFC THIRD-DOWN RECEIVING LEADERS

RANK	PLAYER	TEAM	REC	YDS	AVG	LONG	TD
48t	Westbrook-Ikhine	TEN	6	43	7.2	13	2
48t	Hall (RB)	NYJ	6	37	6.2	9	0
48t	Dobbins (RB)	LAC	6	33	5.5	14	0
48t	Mattison (RB)	LV	6	28	4.7	11	0

2024 NATIONAL FOOTBALL LEAGUE

AFC LEADING SCORERS (NON-KICKING)

RANK	PLAYER	TEAM	POS	TOUCHDOWNS				X2	PTS
				TOTAL	RUSH	REC	RET		
1	Henry	BAL	RB	14	12	2	0	0	84
2	Chase	CIN	WR	10	0	10	0	0	60
3	Cook	BUF	RB	9	8	1	0	0	54
4	Mixon	HOU	RB	8	7	1	0	0	48
5t	C. Brown	CIN	RB	7	5	2	0	1	44
5t	Stevenson	NE	RB	7	6	1	0	1	44
7	Dobbins	LAC	RB	6	6	0	0	0	36
8	*B. Thomas	JAX	WR	5	0	5	0	2	34
9	Wilson	NYJ	WR	5	0	5	0	1	32
10t	Achane	MIA	RB	5	2	3	0	0	30
10t	Andrews	BAL	TE	5	0	5	0	0	30
10t	Fields	PIT	QB	5	5	0	0	0	30
10t	Hunt	KC	RB	5	5	0	0	0	30
10t	Johnston	LAC	WR	5	0	5	0	0	30
10t	Lazard	NYJ	WR	5	0	5	0	0	30
10t	*Nix	DEN	QB	5	4	1	0	0	30
10t	Taylor	IND	RB	5	5	0	0	0	30
10t	*Worthy	KC	WR	5	2	3	0	0	30
19t	Mattison	LV	RB	4	3	1	0	1	26
19t	Ridley	TEN	WR	4	1	3	0	0	26
21t	Allen	BUF	QB	4	4	0	0	0	24
21t	Bateman	BAL	WR	4	0	4	0	0	24
21t	Bigsby	JAX	RB	4	4	0	0	0	24
21t	Diggs	HOU	WR	4	1	3	0	0	24
21t	Hall	NYJ	RB	4	3	1	0	0	24
21t	Iosivas	CIN	WR	4	0	4	0	0	24
21t	*McConkey	LAC	WR	4	0	4	0	0	24
21t	Pierce	IND	WR	4	0	4	0	0	24
21t	Westbrook-Ikhine	TEN	WR	4	0	4	0	0	24
30t	*Coleman	BUF	WR	3	0	3	0	1	20
30t	Tillman	CLE	WR	3	0	3	0	1	20
32t	*Allen	NYJ	RB	3	2	1	0	0	18
32t	Austin	PIT	WR	3	0	2	1	0	18
32t	Collins	HOU	WR	3	0	3	0	0	18
32t	Cooper	CLE-BUF	WR	3	0	3	0	0	18
32t	*Davis	BUF	RB	3	2	1	0	0	18
32t	Downs	IND	WR	3	0	3	0	0	18
32t	Flowers	BAL	WR	3	0	3	0	0	18
32t	Freiermuth	PIT	TE	3	0	3	0	0	18
32t	Harris	PIT	RB	3	3	0	0	0	18
32t	Higgins	CIN	WR	3	0	3	0	0	18
32t	Hollins	BUF	WR	3	0	3	0	0	18
32t	Hopkins	TEN-KC	WR	3	0	3	0	0	18
32t	D. Johnson	CAR-BAL	WR	3	0	3	0	0	18
32t	Ty Johnson	BUF	RB	3	1	2	0	0	18
32t	Lawrence	JAX	QB	3	3	0	0	0	18

2024 NATIONAL FOOTBALL LEAGUE

AFC LEADING SCORERS (NON-KICKING)

RANK	PLAYER	TEAM	POS	TOUCHDOWNS				X2	PTS
				TOTAL	RUSH	REC	RET		
32t	Likely	BAL	TE	3	0	3	0	0	18
32t	McLaughlin	DEN	RB	3	1	2	0	0	18
32t	Moss	CIN	RB	3	2	1	0	0	18
32t	Pollard	TEN	RB	3	3	0	0	0	18
32t	Sutton	DEN	WR	3	0	3	0	0	18

2024 NATIONAL FOOTBALL LEAGUE

AFC LEADING SCORERS (KICKING)

RANK	PLAYER	TEAM	PAT	FG	FG%	LONG	PTS
1	Fairbairn	HOU	20/20	24/29	82.8%	59	92
2	Boswell	PIT	20/20	23/24	95.8%	57	89
3	Bass	BUF	30/33	18/21	85.7%	61	84
4	Tucker	BAL	37/38	15/19	78.9%	56	82
5	Butker	KC	21/22	18/20	90.0%	53	75
6	Lutz	DEN	19/19	18/21	85.7%	52	73
7	Dicker	LAC	15/18	19/21	90.5%	59	72
8	McPherson	CIN	29/30	13/17	76.5%	56	68
9	Gay	IND	19/19	16/19	84.2%	54	67
10	Sanders	MIA	12/12	17/21	81.0%	56	63
11t	Carlson	LV	14/14	16/18	88.9%	54	62
11t	Slye	NE	14/14	16/19	84.2%	63	62
13	*C. Little	JAX	19/19	13/14	92.9%	53	58
14	Folk	TEN	17/17	12/13	92.3%	53	53
15	Hopkins	CLE	10/12	14/18	77.8%	56	52
16	Zuerlein	NYJ	13/14	9/15	60.0%	40	40
17	Carlson	SF-NYJ	3/4	5/5	100.0%	55	18
18	*Shrader	IND-NYJ	3/3	2/2	100.0%	45	9
19	Patterson	NYJ	3/3	0/0	---	---	3

2024 NATIONAL FOOTBALL LEAGUE

2024 NATIONAL FOOTBALL LEAGUE

AFC TOUCHBACKS ON KICKOFFS

RANK	PLAYER	TEAM	TB
1	Bass	BUF	49
2	Tucker	BAL	48
3	McPherson	CIN	45
4t	Butker	KC	39
4t	C. Little	JAX	39
6	Gay	IND	35
7t	Boswell	PIT	32
7t	Dicker	LAC	32
9	Fairbairn	HOU	30
10t	Lutz	DEN	29
10t	Slye	NE	29
12t	Sanders	MIA	28
12t	Zuerlein	NYJ	28
14	Folk	TEN	27
15	Carlson	LV	22
16	Hopkins	CLE	19
17	Shrader	IND-NYJ	8
18	Carlson	SF-NYJ	2

2024 NATIONAL FOOTBALL LEAGUE

AFC MOST YARDS FROM SCRIMMAGE

RANK	PLAYER	TEAM	POS	TOTAL			RUSHING			RECEIVING		
				YDS	PLAYS	AVG	YDS	ATT	AVG	YDS	ATT	AVG
1	Henry	BAL	RB	1216	194	6.3	1120	184	6.1	96	10	9.6
2	Chase	CIN	WR	992	67	14.8	11	1	11.0	981	66	14.9
3	Hall	NYJ	RB	912	175	5.2	554	136	4.1	358	39	9.2
4	Pollard	TEN	RB	820	179	4.6	666	151	4.4	154	28	5.5
5	Mixon	HOU	RB	814	167	4.9	655	151	4.3	159	16	9.9
6	Harris	PIT	RB	797	174	4.6	645	157	4.1	152	17	8.9
7	Dobbins	LAC	RB	782	165	4.7	670	141	4.8	112	24	4.7
8	Achane	MIA	RB	774	147	5.3	457	105	4.4	317	42	7.5
9	Cook	BUF	RB	751	148	5.1	576	128	4.5	175	20	8.8
10	Flowers	BAL	WR	735	56	13.1	47	6	7.8	688	50	13.8
11	Taylor	IND	RB	724	138	5.2	616	126	4.9	108	12	9.0
12	Wilson	NYJ	WR	709	66	10.7	5	1	5.0	704	65	10.8
13	C. Brown	CIN	RB	671	148	4.5	521	118	4.4	150	30	5.0
14	Pickens	PIT	WR	633	42	15.1	-6	2	-3.0	639	40	16.0
15	*B. Thomas	JAX	WR	622	40	15.6	15	3	5.0	607	37	16.4
16	Stevenson	NE	RB	614	158	3.9	512	134	3.8	102	24	4.3
17	Williams	DEN	RB	610	134	4.6	388	103	3.8	222	31	7.2
18	*Bowers	LV	TE	592	58	10.2	12	1	12.0	580	57	10.2
19	Sutton	DEN	WR	569	42	13.5	0	0	---	569	42	13.5
20	Collins	HOU	WR	567	32	17.7	0	0	---	567	32	17.7
21	Hunt	KC	RB	565	139	4.1	449	125	3.6	116	14	8.3
22	Bigsby	JAX	RB	555	98	5.7	519	95	5.5	36	3	12.0
23	L. Jackson	BAL	QB	538	91	5.9	538	91	5.9	0	0	---
24	Shakir	BUF	WR	533	50	10.7	4	2	2.0	529	48	11.0
25	Pierce	IND	WR	516	23	22.4	0	0	---	516	23	22.4
26	Ridley	TEN	WR	515	36	14.3	32	4	8.0	483	32	15.1
27	T. Hill	MIA	WR	509	44	11.6	47	7	6.7	462	37	12.5
28	Diggs	HOU	WR	504	50	10.1	8	3	2.7	496	47	10.6
29	Bateman	BAL	WR	501	31	16.2	0	0	---	501	31	16.2
30	Kelce	KC	TE	500	61	8.2	1	1	1.0	499	60	8.3
31	Mattison	LV	RB	496	114	4.4	301	92	3.3	195	22	8.9
32	Downs	IND	WR	495	46	10.8	12	1	12.0	483	45	10.7
33	*McConkey	LAC	WR	492	37	13.3	0	0	---	492	37	13.3
34	Meyers	LV	WR	433	40	10.8	3	1	3.0	430	39	11.0
35	Moss	CIN	RB	429	97	4.4	242	74	3.3	187	23	8.1
36	Henry	NE	TE	428	40	10.7	0	0	---	428	40	10.7
37t	Dell	HOU	WR	418	42	10.0	24	7	3.4	394	35	11.3
37t	Jeudy	CLE	WR	418	33	12.7	0	0	---	418	33	12.7
39t	*Coleman	BUF	WR	417	22	19.0	0	0	---	417	22	19.0
39t	*Davis	BUF	RB	417	74	5.6	268	64	4.2	149	10	14.9
41	D. Adams	LV-NYJ	WR	415	38	10.9	0	0	---	415	38	10.9
42	Lazard	NYJ	WR	412	30	13.7	0	0	---	412	30	13.7
43	Etienne	JAX	RB	394	89	4.4	298	70	4.3	96	19	5.1
44	Gibson	NE	RB	393	75	5.2	262	62	4.2	131	13	10.1
45	Hill	BAL	RB	389	61	6.4	117	34	3.4	272	27	10.1
46	Gesicki	CIN	TE	383	34	11.3	0	0	---	383	34	11.3
47	Kirk	JAX	WR	379	27	14.0	0	0	---	379	27	14.0
48	Waddle	MIA	WR	373	34	11.0	6	3	2.0	367	31	11.8
49	D. Johnson	CAR-BAL	WR	369	33	11.2	6	2	3.0	363	31	11.7
50	Pittman	IND	WR	366	30	12.2	0	0	---	366	30	12.2

2024 NATIONAL FOOTBALL LEAGUE

AFC LEADERS IN FIRST DOWNS

RANK	PLAYER	TEAM	POS	TOTAL	RUSH	REC
1	Henry	BAL	RB	53	48	5
2	Chase	CIN	WR	45	1	44
3	Wilson	NYJ	WR	41	1	40
4t	Cook	BUF	RB	40	31	9
4t	Dobbins	LAC	RB	40	34	6
6	Mixon	HOU	RB	39	32	7
7	Taylor	IND	RB	38	32	6
8	Pollard	TEN	RB	37	31	6
9t	Achane	MIA	RB	36	20	16
9t	Harris	PIT	RB	36	30	6
11	Hall	NYJ	RB	35	24	11
12	Flowers	BAL	WR	33	1	32
13t	Diggs	HOU	WR	32	1	31
13t	Hunt	KC	RB	32	25	7
15	C. Brown	CIN	RB	31	21	10
16	Stevenson	NE	RB	30	26	4
17t	*Bowers	LV	TE	29	1	28
17t	Sutton	DEN	WR	29	0	29
17t	Williams	DEN	RB	29	21	8
20t	L. Jackson	BAL	QB	28	28	0
20t	Kelce	KC	TE	28	0	28
20t	Mattison	LV	RB	28	19	9
20t	*Nix	DEN	QB	28	27	1
24t	Collins	HOU	WR	27	0	27
24t	*B. Thomas	JAX	WR	27	1	26
26t	Allen	BUF	QB	26	26	0
26t	Downs	IND	WR	26	1	25
26t	Pickens	PIT	WR	26	0	26
29t	Henry	NE	TE	25	0	25
29t	*McConkey	LAC	WR	25	0	25
29t	Meyers	LV	WR	25	0	25
32t	Hill	BAL	RB	24	11	13
32t	Moss	CIN	RB	24	13	11
34t	Bateman	BAL	WR	23	0	23
34t	Etienne	JAX	RB	23	17	6
34t	T. Hill	MIA	WR	23	2	21
34t	Lazard	NYJ	WR	23	0	23
38t	Andrews	BAL	TE	22	0	22
38t	Bigsby	JAX	RB	22	21	1
38t	Dell	HOU	WR	22	2	20
38t	Jeudy	CLE	WR	22	0	22
38t	Ridley	TEN	WR	22	2	20
38t	Shakir	BUF	WR	22	0	22
44t	*Allen	NYJ	RB	21	17	4
44t	Gesicki	CIN	TE	21	0	21
44t	Higgins	CIN	WR	21	0	21
44t	D. Johnson	CAR-BAL	WR	21	1	20
44t	J. Smith	MIA	TE	21	0	21
49	Hopkins	TEN-KC	WR	20	0	20
50t	D. Adams	LV-NYJ	WR	19	0	19
50t	J. Ford	CLE	RB	19	17	2
50t	Pierce	IND	WR	19	0	19

2024 NATIONAL FOOTBALL LEAGUE

AFC PUNTING YARDS LEADERS

RANK	PLAYER	TEAM	POS	PUNTS	YARDS	LONG	AVG	TB	BLK	DWN	OB	RETURNS		IN20	NET AVG
												TOT	YDS		
1	Cole	LV	P	36	1921	70	53.4	5	1	3	6	14	181	15	44.3
2	Bojorquez	CLE	P	50	2600	84	52.0	3	0	7	6	23	344	23	43.9
3	Cooke	JAX	P	39	2004	73	51.4	3	0	0	8	15	139	21	46.3
4	Stonehouse	TEN	P	43	2188	75	50.9	3	2	2	2	29	537	12	35.4
5	Baringer	NE	P	50	2541	75	50.8	6	0	5	2	25	357	22	41.3
6	Araiza	KC	P	26	1313	67	50.5	5	0	4	0	10	108	11	42.5
7	*Rehkov	CIN	P	34	1710	80	50.3	4	0	3	1	16	124	17	44.3
8	Sanchez	IND	P	42	2085	65	49.6	4	0	2	3	15	175	20	43.6
9	Martin	BUF	P	34	1634	65	48.1	4	0	3	5	14	121	16	42.1
10	Morstead	NYJ	P	42	2012	75	47.9	5	0	4	3	19	157	14	41.8
11	Scott	LAC	P	45	2153	67	47.8	3	0	4	6	18	165	16	42.8
12	Townsend	HOU	P	46	2162	66	47.0	2	1	9	5	15	74	24	43.6
13	Dixon	DEN	P	48	2245	65	46.8	3	0	7	4	18	146	21	42.5
14	Bailey	MIA	P	30	1398	59	46.6	2	1	3	11	10	119	13	40.0
15	Stout	BAL	P	31	1439	67	46.4	2	0	3	5	14	102	13	41.8
16	Waitman	PIT	P	34	1569	58	46.1	4	0	3	3	13	35	17	42.8

2024 NATIONAL FOOTBALL LEAGUE

AFC NET PUNTING YARDS LEADERS

RANK	PLAYER	TEAM	POS	PUNTS	YARDS	LONG	AVG	TB	BLK	DWN	OB	RETURNS		IN20	NET AVG
												TOT	YDS		
1	Cooke	JAX	P	39	2004	73	51.4	3	0	0	8	15	139	21	46.3
2	Cole	LV	P	36	1921	70	53.4	5	1	3	6	14	181	15	44.3
3	*Rehkov	CIN	P	34	1710	80	50.3	4	0	3	1	16	124	17	44.3
4	Bojorquez	CLE	P	50	2600	84	52.0	3	0	7	6	23	344	23	43.9
5	Townsend	HOU	P	46	2162	66	47.0	2	1	9	5	15	74	24	43.6
6	Sanchez	IND	P	42	2085	65	49.6	4	0	2	3	15	175	20	43.6
7	Scott	LAC	P	45	2153	67	47.8	3	0	4	6	18	165	16	42.8
8	Waitman	PIT	P	34	1569	58	46.1	4	0	3	3	13	35	17	42.8
9	Araiza	KC	P	26	1313	67	50.5	5	0	4	0	10	108	11	42.5
10	Dixon	DEN	P	48	2245	65	46.8	3	0	7	4	18	146	21	42.5
11	Martin	BUF	P	34	1634	65	48.1	4	0	3	5	14	121	16	42.1
12	Stout	BAL	P	31	1439	67	46.4	2	0	3	5	14	102	13	41.8
13	Morstead	NYJ	P	42	2012	75	47.9	5	0	4	3	19	157	14	41.8
14	Baringer	NE	P	50	2541	75	50.8	6	0	5	2	25	357	22	41.3
15	Bailey	MIA	P	30	1398	59	46.6	2	1	3	11	10	119	13	40.0
16	Stonehouse	TEN	P	43	2188	75	50.9	3	2	2	2	29	537	12	35.4

2024 NATIONAL FOOTBALL LEAGUE

2024 NATIONAL FOOTBALL LEAGUE

AFC PUNT RETURN LEADERS

RANK	PLAYER	TEAM	POS	RET	FC	YDS	AVG	LONG	TD
1	M. Jones	NE	CB	20	6	311	15.6	62	0
2	Mims	DEN	WR	18	14	222	12.3	38	0
3	Hardman	KC	WR	16	7	191	11.9	55	0
4	Austin	PIT	WR	19	12	226	11.9	73t	1
5	*Codrington	BUF	DB	16	6	187	11.7	29	0
6	Darden	CLE	WR	20	3	226	11.3	28	0
7	Gipson	NYJ	WR	22	12	211	9.6	40	0
8	Proche	CLE	WR	13	1	119	9.2	17	0
9	*Jackson	TEN	WR	22	5	179	8.1	18	0
10	Jones	CIN	WR	14	5	99	7.1	23	0
11	Sims	HOU	WR	16	8	99	6.2	19	0

2024 NATIONAL FOOTBALL LEAGUE

AFC KICKOFF RETURN LEADERS

RANK	PLAYER	TEAM	POS	RET	YDS	AVG	LONG	TD
1	*Jackson	TEN	WR	15	399	26.6	34	0
2	Strong	CLE	RB	11	255	23.2	27	0

2024 NATIONAL FOOTBALL LEAGUE

2024 NATIONAL FOOTBALL LEAGUE

AFC INTERCEPTION LEADERS

RANK	PLAYER	TEAM	POS	INT	YARDS	AVG	LONG	TD
1t	*Bullock	HOU	SAF	4	28	7.0	28	0
1t	Humphrey	BAL	CB	4	0	0.0	0	0
3t	*Bishop	PIT	CB	3	46	15.3	41	0
3t	Hooker	TEN	SAF	3	49	16.3	30	0
3t	Jackson	PIT	CB	3	75	25.0	49	0
3t	*Lassiter	HOU	CB	3	9	3.0	9	0
3t	Molden	LAC	CB	3	28	9.3	25	0
3t	Surtain	DEN	CB	3	128	42.7	100t	1
9t	Cross	IND	SAF	2	20	10.0	20	0
9t	Echols	NYJ	CB	2	0	0.0	0	0
9t	Hamlin	BUF	SS	2	19	9.5	19	0
9t	Ingram	BUF	DB	2	56	28.0	31t	1
9t	A. Johnson	BUF	NT	2	9	4.5	5	0
9t	Ta. Johnson	BUF	CB	2	23	11.5	23t	1
9t	Jones	IND	DB	2	5	2.5	5	0
9t	Moehrig	LV	SAF	2	28	14.0	16	0
17t	Bell	CIN	SS	1	32	32.0	32	0
17t	Benford	BUF	CB	1	6	6.0	6	0
17t	Bernard	BUF	LB	1	1	1.0	1	0
17t	Blackmon	IND	SAF	1	0	0.0	0	0
17t	Brown	JAX	CB	1	0	0.0	0	0
17t	Cisco	JAX	FS	1	22	22.0	22	0
17t	Conner	KC	DB	1	3	3.0	3	0
17t	Cook	KC	FS	1	0	0.0	0	0
17t	Davis-Gaither	CIN	LB	1	12	12.0	12	0
17t	Dupree	LAC	OLB	1	0	0.0	0	0
17t	D. Elliott	PIT	DB	1	0	0.0	0	0
17t	Ford	LAC	DT	1	3	3.0	3	0
17t	Franklin	IND	OLB	1	0	0.0	0	0
17t	Fulton	LAC	CB	1	29	29.0	29	0
17t	Gilman	LAC	SAF	1	18	18.0	18	0
17t	Gonzalez	NE	CB	1	2	2.0	2	0
17t	Hewitt	HOU	LB	1	45	45.0	45	0
17t	*Hicks	KC	SAF	1	0	0.0	0	0
17t	Hobbs	LV	CB	1	35	35.0	35	0
17t	Hubbard	CIN	DE	1	0	0.0	0	0
17t	B. Jones	DEN	SAF	1	37	37.0	37	0
17t	Jones	LV	CB	1	29	29.0	29t	1
17t	*J. Jones	JAX	CB	1	0	0.0	0	0
17t	M. Jones	NE	CB	1	35	35.0	35	0
17t	Kazee	PIT	SS	1	5	5.0	5	0
17t	Kohou	MIA	CB	1	2	2.0	2	0
17t	McMillian	DEN	CB	1	0	0.0	0	0
17t	Moore	IND	CB	1	12	12.0	12	0
17t	Moss	DEN	CB	1	0	0.0	0	0
17t	Murray	HOU	SS	1	0	0.0	0	0
17t	Ogbah	MIA	OLB	1	0	0.0	0	0
17t	Oluokun	JAX	LB	1	0	0.0	0	0
17t	Owusu-Koramoah	CLE	LB	1	0	0.0	0	0
17t	Peppers	NE	FS	1	0	0.0	0	0
17t	Pitre	HOU	SAF	1	10	10.0	10	0
17t	Porter	PIT	CB	1	16	16.0	16	0
17t	Pratt	CIN	LB	1	24	24.0	24	0
17t	Ramsey	MIA	CB	1	0	0.0	0	0
17t	Rapp	BUF	FS	1	0	0.0	0	0

2024 NATIONAL FOOTBALL LEAGUE

AFC INTERCEPTION LEADERS

RANK	PLAYER	TEAM	POS	INT	YARDS	AVG	LONG	TD
17t	Reid	KC	SS	1	8	8.0	8	0
17t	*Roland-Wallace	KC	CB	1	0	0.0	0	0
17t	Savage	JAX	DB	1	16	16.0	16	0
17t	Sieler	MIA	DE	1	0	0.0	0	0
17t	Singleton	DEN	LB	1	21	21.0	21	0
17t	Smith	BAL	ILB	1	0	0.0	0	0
17t	E. Speed	IND	LB	1	12	12.0	12	0
17t	Spillane	LV	LB	1	0	0.0	0	0
17t	*Still	LAC	DB	1	1	1.0	1	0
17t	Stingley	HOU	CB	1	0	0.0	0	0
17t	Stone	CIN	SAF	1	49	49.0	49	0
17t	Tart	LAC	DT	1	4	4.0	4	0
17t	Tavai	NE	OLB	1	0	0.0	0	0
17t	Taylor-Britt	CIN	CB	1	0	0.0	0	0
17t	To'oTo'o	HOU	LB	1	0	0.0	0	0
17t	Trice	PIT	CB	1	0	0.0	0	0
17t	Walker	MIA	MLB	1	5	5.0	5	0
17t	Ward	HOU	SAF	1	2	2.0	2	0
17t	A. Washington	BAL	SAF	1	1	1.0	1	0

2024 NATIONAL FOOTBALL LEAGUE

AFC SACK LEADERS

RANK	PLAYER	TEAM	POS	SACKS
1	Hendrickson	CIN	DE	11.0
2	McDonald	NYJ	DE	8.0
3t	Anderson	HOU	DE	7.5
3t	Walker	JAX	DE	7.5
5t	Bonitto	DEN	LB	7.0
5t	Garrett	CLE	DE	7.0
5t	Van Noy	BAL	MLB	7.0
8t	Cooper	DEN	LB	6.5
8t	Crosby	LV	DE	6.5
8t	Watt	PIT	OLB	6.5
11t	Hunter	HOU	DE	5.5
11t	Rousseau	BUF	DE	5.5
11t	Tuipulotu	LAC	LB	5.5
14t	Allen	DEN	DE	5.0
14t	Dupree	LAC	OLB	5.0
14t	Epenesa	BUF	DE	5.0
14t	Franklin-Myers	DEN	DE	5.0
14t	Ca. Heyward	PIT	DT	5.0
14t	Hines-Allen	JAX	DE	5.0
14t	Landry	TEN	LB	5.0
14t	Madubuike	BAL	DT	5.0
14t	White	NE	DE	5.0
14t	Quin. Williams	NYJ	NT	5.0
14t	Wise	NE	DE	5.0
25t	Clemons	NYJ	DE	4.5
25t	Mack	LAC	OLB	4.5
25t	Oweh	BAL	LB	4.5
28t	Karlaftis	KC	DE	4.0
28t	Key	TEN	LB	4.0
28t	Settle	HOU	DT	4.0
31t	Buckner	IND	DT	3.5
31t	Fox	LAC	DE	3.5
31t	Paye	IND	DE	3.5
31t	Robinson	BAL	LB	3.5
31t	Smith	GB-PIT	DE	3.5
31t	Stewart	IND	DT	3.5
37t	Bosa	LAC	LB	3.0
37t	C. Campbell	MIA	DE	3.0
37t	Highsmith	PIT	LB	3.0
37t	Ch. Jones	KC	DT	3.0
37t	Miller	BUF	OLB	3.0
37t	Odeyingbo	IND	DE	3.0
37t	Owusu-Koramoah	CLE	LB	3.0
37t	Simmons	TEN	DT	3.0
37t	Strnad	DEN	LB	3.0
37t	Tomlinson	CLE	DE	3.0
47t	Ni. Herbig	PIT	LB	2.5
47t	A. Jennings	NE	OLB	2.5
47t	Joseph-Day	TEN	DT	2.5
47t	Thomas	NYJ	DE	2.5
47t	Wharton	KC	DT	2.5

2024 NATIONAL FOOTBALL LEAGUE

AFC LEADERS IN FUMBLE RECOVERIES

RANK	PLAYER	TEAM	POS	TOTAL	OWN TEAM	OPP TEAM
1	L. Jackson	BAL	QB	4	4	0
2t	Fields	PIT	QB	3	3	0
2t	Richardson	IND	QB	3	3	0
2t	Rodgers	NYJ	QB	3	3	0
5t	Bitonio	CLE	OG	2	2	0
5t	Brissett	NE	QB	2	2	0
5t	Burrow	CIN	QB	2	2	0
5t	Herbert	LAC	QB	2	2	0
5t	*Jackson	TEN	WR	2	2	0
5t	M. Jones	NE	CB	2	1	1
5t	Lammons	IND	DB	2	0	2
5t	*Nix	DEN	QB	2	2	0
5t	Pratt	CIN	LB	2	0	2
5t	Rudolph	TEN	QB	2	2	0
5t	Stevenson	NE	RB	2	2	0
5t	Warren	PIT	RB	2	2	0
5t	Watt	PIT	OLB	2	0	2
5t	Williams	BUF	LB	2	0	2
5t	Quin. Williams	NYJ	OLB	2	0	2
5t	Wilson	CIN	LB	2	0	2

2024 NATIONAL FOOTBALL LEAGUE

AFC LEADERS IN RECOVERIES OF FUMBLES BY OWN TEAM

RANK	PLAYER	TEAM	POS	REC	YARDS	AVG	LONG	TD
1	L. Jackson	BAL	QB	4	-7	-1.8	0t	0
2t	Fields	PIT	QB	3	0	0.0	0t	0
2t	Richardson	IND	QB	3	0	0.0	0t	0
2t	Rodgers	NYJ	QB	3	0	0.0	0t	0
5t	Bitonio	CLE	OG	2	0	0.0	0t	0
5t	Brissett	NE	QB	2	0	0.0	0t	0
5t	Burrow	CIN	QB	2	0	0.0	0t	0
5t	Herbert	LAC	QB	2	0	0.0	0t	0
5t	*Jackson	TEN	WR	2	0	0.0	0t	0
5t	*Nix	DEN	QB	2	0	0.0	0t	0
5t	Rudolph	TEN	QB	2	0	0.0	0t	0
5t	Stevenson	NE	RB	2	0	0.0	0t	0
5t	Warren	PIT	RB	2	0	0.0	0t	0
14t	Abdullah	LV	RB	1	0	0.0	0t	0
14t	Allen	BUF	QB	1	0	0.0	0t	0
14t	Anderson	BUF	OT	1	0	0.0	0t	0
14t	Armstead	MIA	OT	1	0	0.0	0t	0
14t	Bigsby	JAX	RB	1	0	0.0	0t	0
14t	*Bortolini	IND	C	1	0	0.0	0t	0
14t	*Codrington	BUF	DB	1	0	0.0	0t	0
14t	Conklin	NYJ	TE	1	0	0.0	0t	0
14t	Cushenberry	TEN	C	1	0	0.0	0t	0
14t	Downs	IND	WR	1	0	0.0	0t	0
14t	Edwards	LAC	RB	1	0	0.0	0t	0
14t	Etienne	JAX	RB	1	0	0.0	0t	0
14t	Foreman	CLE	RB	1	0	0.0	0t	0
14t	Gibson	NE	RB	1	0	0.0	0t	0
14t	Hall	NYJ	RB	1	0	0.0	0t	0
14t	Herbert	CHI-CIN	RB	1	0	0.0	0t	0
14t	Howard	HOU	OT	1	0	0.0	0t	0
14t	Ingold	MIA	FB	1	0	0.0	0t	0
14t	A. Jackson	MIA	OT	1	0	0.0	0t	0
14t	D. Johnson	JAX	RB	1	0	0.0	0t	0
14t	Ty Johnson	BUF	RB	1	0	0.0	0t	0
14t	M. Jones	NE	CB	1	0	0.0	0t	0
14t	R. Jones	MIA	G	1	0	0.0	0t	0
14t	Jordan	NE	OG	1	0	0.0	0t	0
14t	*Latham	TEN	OT	1	4	4.0	4	0
14t	Lawrence	JAX	QB	1	0	0.0	0t	0
14t	Levis	TEN	QB	1	0	0.0	0t	0
14t	*Maye	NE	QB	1	0	0.0	0t	0
14t	Mekari	BAL	OT	1	0	0.0	0t	0
14t	Miller	LV	OT	1	0	0.0	0t	0
14t	Moss	CIN	RB	1	0	0.0	0t	0
14t	Otomewo	JAX	DE	1	0	0.0	0t	0
14t	Perine	KC	RB	1	7	7.0	7	0
14t	Pollard	TEN	RB	1	0	0.0	0t	0
14t	Ricard	BAL	FB-DE	1	0	0.0	0t	1
14t	Sanders	MIA	K	1	-1	-1.0	-1	0
14t	Scott	LAC	P	1	0	0.0	0t	0
14t	Slater	LAC	OT	1	0	0.0	0t	0
14t	Stroud	HOU	QB	1	0	0.0	0t	0
14t	Tagovailoa	MIA	QB	1	0	0.0	0t	0
14t	Torrence	BUF	OG	1	0	0.0	0t	0
14t	Trautman	DEN	TE	1	2	2.0	2	0

2024 NATIONAL FOOTBALL LEAGUE

AFC LEADERS IN RECOVERIES OF FUMBLES BY OWN TEAM

RANK	PLAYER	TEAM	POS	REC	YARDS	AVG	LONG	TD
14t	Washington	JAX	WR	1	0	0.0	0t	0
14t	D. Watson	CLE	QB	1	0	0.0	0t	0
14t	*Williams	TEN	LB	1	0	0.0	0t	0
14t	Wilson	MIA	RB	1	0	0.0	0t	0
14t	Winston	CLE	QB	1	0	0.0	0t	0
14t	*Worthy	KC	WR	1	0	0.0	0t	0

2024 NATIONAL FOOTBALL LEAGUE

AFC LEADERS IN RECOVERIES OF FUMBLES BY OPPOSING TEAM

RANK	PLAYER	TEAM	POS	REC	YARDS	AVG	LONG	TD
1t	Lammons	IND	DB	2	3	1.5	3	0
1t	Pratt	CIN	LB	2	9	4.5	9	0
1t	Watt	PIT	OLB	2	0	0.0	0t	0
1t	Williams	BUF	LB	2	0	0.0	0t	0
1t	Quin. Williams	NYJ	OLB	2	15	7.5	15	0
1t	Wilson	CIN	LB	2	10	5.0	10	0
7t	Alexander	DEN	MLB	1	0	0.0	0t	0
7t	Anderson	HOU	DE	1	0	0.0	0t	0
7t	Anudike-Uzomah	KC	DE	1	0	0.0	0t	0
7t	J. Baker	SEA-TEN	OLB	1	0	0.0	0t	0
7t	Barton	DEN	LB	1	52	52.0	52t	1
7t	Benton	PIT	DT	1	0	0.0	0t	0
7t	Bernard	BUF	LB	1	0	0.0	0t	0
7t	Blackmon	IND	SAF	1	0	0.0	0t	0
7t	Bolden	NE	CB	1	0	0.0	0t	0
7t	Bryan	IND	DT	1	0	0.0	0t	0
7t	*Bullock	HOU	SAF	1	0	0.0	0t	0
7t	Carter	NYJ	CB	1	7	7.0	7	0
7t	Chestnut	TEN	RB	1	0	0.0	0t	0
7t	Clark	NYJ	FS	1	0	0.0	0t	0
7t	Conner	KC	DB	1	38	38.0	38t	1
7t	Delpit	CLE	SAF	1	0	0.0	0t	0
7t	Edwards	HOU	DE	1	0	0.0	0t	0
7t	Elam	BUF	CB	1	0	0.0	0t	0
7t	D. Elliott	PIT	DB	1	10	10.0	10	0
7t	Elliss	NE	LB	1	0	0.0	0t	0
7t	Emerson	CLE	CB	1	2	2.0	2	0
7t	Fuller	MIA	CB	1	1	1.0	1	0
7t	Hamilton	BAL	SAF	1	8	8.0	8	0
7t	Hamlin	BUF	SS	1	0	0.0	0t	0
7t	Hawkins	NE	SAF	1	0	0.0	0t	0
7t	Ni. Herbig	PIT	LB	1	0	0.0	0t	0
7t	Hickman	CLE	SAF	1	0	0.0	0t	0
7t	Hines-Allen	JAX	DE	1	13	13.0	13	0
7t	Hollins	BUF	WR	1	0	0.0	0t	0
7t	B. Jones	DEN	SAF	1	34	34.0	34	0
7t	M. Jones	NE	CB	1	17	17.0	17	0
7t	Key	TEN	LB	1	0	0.0	0t	0
7t	Kohou	MIA	CB	1	0	0.0	0t	0
7t	*Latu	IND	DE	1	0	0.0	0t	0
7t	Mack	LAC	OLB	1	22	22.0	22	0
7t	McDonald	NYJ	DE	1	0	0.0	0t	0
7t	McLeod	CLE	FS	1	25	25.0	25t	1
7t	Molden	LAC	CB	1	0	0.0	0t	0
7t	Moore	IND	CB	1	38	38.0	38t	1
7t	Moss	DEN	CB	1	0	0.0	0t	0
7t	Odeyingbo	IND	DE	1	0	0.0	0t	0
7t	Olubi	IND	LB	1	18	18.0	18	0
7t	Sieler	MIA	DE	1	0	0.0	0t	0
7t	Simmons	TEN	DT	1	0	0.0	0t	0
7t	Simpson	BAL	LB	1	0	0.0	0t	0
7t	Skinner	DEN	SAF	1	0	0.0	0t	0
7t	Skowronek	PIT	WR	1	0	0.0	0t	0
7t	Smith	BAL	ILB	1	0	0.0	0t	0
7t	Spector	BUF	LB	1	0	0.0	0t	0

2024 NATIONAL FOOTBALL LEAGUE

AFC LEADERS IN RECOVERIES OF FUMBLES BY OPPOSING TEAM

RANK	PLAYER	TEAM	POS	REC	YARDS	AVG	LONG	TD
7t	Stewart	IND	DT	1	0	0.0	0t	0
7t	Stewart	HOU	SAF	1	0	0.0	0t	0
7t	Tart	LAC	DT	1	0	0.0	0t	0
7t	Taylor	LAC	CB	1	0	0.0	0t	0
7t	D. Thomas	JAX	SAF	1	0	0.0	0t	0
7t	Toohill	BUF	DE	1	0	0.0	0t	0
7t	Tranquill	KC	LB	1	3	3.0	3	0
7t	Walker	JAX	DE	1	35	35.0	35t	1
7t	M. Williams	BAL	FS	1	0	0.0	0t	0

2024 NATIONAL FOOTBALL LEAGUE

NFC LEADING PASSERS

RANK	PLAYER	TEAM	ATT	COMP	COMP%	YDS	YPA	TD	TD%	LONG	INT	INT%	RATING
1	Goff	DET	241	173	71.8%	2080	8.63	16	6.6%	70t	9	3.7%	104.4
2	Mayfield	TB	344	243	70.6%	2505	7.28	24	7.0%	55t	9	2.6%	103.6
3	Hurts	PHI	235	164	69.8%	1976	8.41	12	5.1%	67t	5	2.1%	103.4
4	Carr	NO	184	124	67.4%	1494	8.12	11	6.0%	70t	4	2.2%	102.9
5	*Daniels	WAS	262	180	68.7%	2147	8.19	9	3.4%	66	2	0.8%	101.7
6	K. Murray	ARI	276	191	69.2%	2058	7.46	12	4.3%	60t	3	1.1%	100.8
7	Darnold	MIN	261	179	68.6%	2141	8.20	17	6.5%	97t	10	3.8%	99.2
8	Cousins	ATL	333	227	68.2%	2634	7.91	17	5.1%	52	8	2.4%	98.9
9	Purdy	SF	278	181	65.1%	2454	8.83	12	4.3%	76t	7	2.5%	97.0
10	G. Smith	SEA	342	233	68.1%	2560	7.49	11	3.2%	71t	10	2.9%	88.6
11	Love	GB	240	147	61.3%	1820	7.58	15	6.3%	70t	10	4.2%	88.2
12	Stafford	LAR	322	214	66.5%	2262	7.02	9	2.8%	63	7	2.2%	87.0
13	Prescott	DAL	286	185	64.7%	1978	6.92	11	3.8%	65t	8	2.8%	86.0
14	*Ca. Williams	CHI	294	178	60.5%	1785	6.07	9	3.1%	47	5	1.7%	81.0
15	Jones	NYG	341	216	63.3%	2070	6.07	8	2.3%	43	7	2.1%	79.4

2024 NATIONAL FOOTBALL LEAGUE

NFC LEADING PASSERS, RANKS

PLAYER	TEAM	ATT	COMP	COMP%	YDS	YPA	TD	TD%	INT	INT%	RATING
Goff	DET	12	12	1	8	2	4	2	11t	13	1
Mayfield	TB	1	1	2	3	11	1	1	11t	10	2
Hurts	PHI	14	13	3	12	3	6t	6	4t	5	3
Carr	NO	15	15	9	15	6	9t	5	3	6t	4
*Daniels	WAS	10	9	5	6	5	12t	11	1	1	5
K. Murray	ARI	9	6	4	10	10	6t	8	2	2	6
Darnold	MIN	11	10	6	7	4	2t	3	13t	14	7
Cousins	ATL	4	3	7	1	7	2t	7	9t	8	8
Purdy	SF	8	8	11	4	1	6t	9	6t	9	9
G. Smith	SEA	2	2	8	2	9	9t	12	13t	12	10
Love	GB	13	14	14	13	8	5	4	13t	15	11
Stafford	LAR	5	5	10	5	12	12t	14	6t	6t	12
Prescott	DAL	7	7	12	11	13	9t	10	9t	11	13
*Ca. Williams	CHI	6	11	15	14	14	12t	13	4t	3	14
Jones	NYG	3	4	13	9	15	15	15	6t	4	15

2024 NATIONAL FOOTBALL LEAGUE

NFC FOURTH-QUARTER PASSING LEADERS

RANK	PLAYER	TEAM	ATT	COMP	COMP%	YDS	YPA	TD	TD%	INT	INT%	RATING
1	*Daniels	WAS	66	47	71.2%	593	8.98	4	6.1%	0	0.0%	119.1
2	Mayfield	TB	100	69	69.0%	665	6.65	7	7.0%	1	1.0%	106.5
3	Hurts	PHI	54	40	74.1%	504	9.33	2	3.7%	2	3.7%	99.6
4	Stafford	LAR	84	57	67.9%	659	7.85	3	3.6%	1	1.2%	98.3
5	Purdy	SF	70	52	74.3%	672	9.60	2	2.9%	3	4.3%	95.7
6	Love	GB	58	35	60.3%	436	7.52	3	5.2%	1	1.7%	93.8
7	K. Murray	ARI	72	47	65.3%	504	7.00	1	1.4%	0	0.0%	90.3
8	Goff	DET	60	39	65.0%	430	7.17	3	5.0%	2	3.3%	88.9
9	*Ca. Williams	CHI	83	54	65.1%	494	5.95	3	3.6%	1	1.2%	88.1
10	Prescott	DAL	75	41	54.7%	486	6.48	6	8.0%	3	4.0%	84.6
11	Haener	NO	27	13	48.1%	172	6.37	1	3.7%	0	0.0%	81.1
12	G. Smith	SEA	115	75	65.2%	749	6.51	4	3.5%	4	3.5%	80.7
13	Carr	NO	47	27	57.4%	298	6.34	3	6.4%	2	4.3%	79.9
14	Darnold	MIN	52	28	53.8%	392	7.54	2	3.8%	2	3.8%	75.2
15	Rush	DAL	39	22	56.4%	167	4.28	1	2.6%	1	2.6%	64.8
16	Jones	NYG	119	68	57.1%	606	5.09	2	1.7%	4	3.4%	62.5
17	Young	CAR	60	33	55.0%	319	5.32	1	1.7%	2	3.3%	61.7
18	Cousins	ATL	90	53	58.9%	555	6.17	2	2.2%	5	5.6%	61.1
19	*Rattler	NO	27	17	63.0%	116	4.30	0	0.0%	2	7.4%	41.6
20	Dalton	CAR	32	17	53.1%	135	4.22	0	0.0%	2	6.3%	37.9

2024 NATIONAL FOOTBALL LEAGUE

NFC THIRD-DOWN PASSING LEADERS

RANK	PLAYER	TEAM	ATT	COMP	COMP%	YDS	YPA	TD	TD%	INT	INT%	RATING
1	Goff	DET	60	40	66.7%	500	8.33	5	8.3%	0	0.0%	120.1
2	Carr	NO	51	34	66.7%	400	7.84	4	7.8%	0	0.0%	116.5
3	Cousins	ATL	86	57	66.3%	627	7.29	5	5.8%	0	0.0%	107.1
4	Mayfield	TB	85	56	65.9%	643	7.56	6	7.1%	3	3.5%	97.3
5	Purdy	SF	77	45	58.4%	532	6.91	6	7.8%	2	2.6%	94.7
6	K. Murray	ARI	58	34	58.6%	347	5.98	3	5.2%	0	0.0%	93.1
7	*Daniels	WAS	75	43	57.3%	621	8.28	2	2.7%	1	1.3%	87.7
8	Darnold	MIN	75	44	58.7%	507	6.76	5	6.7%	3	4.0%	84.7
9	Jones	NYG	92	59	64.1%	586	6.37	3	3.3%	2	2.2%	83.9
10	Prescott	DAL	68	41	60.3%	525	7.72	2	2.9%	2	2.9%	82.0
11	Hurts	PHI	60	37	61.7%	458	7.63	3	5.0%	3	5.0%	81.1
12	Love	GB	55	25	45.5%	288	5.24	6	10.9%	3	5.5%	75.4
13	G. Smith	SEA	79	47	59.5%	552	6.99	2	2.5%	4	5.1%	68.1
14	Stafford	LAR	67	35	52.2%	400	5.97	2	3.0%	3	4.5%	61.8
15	*Ca. Williams	CHI	75	38	50.7%	396	5.28	2	2.7%	3	4.0%	58.5

2024 NATIONAL FOOTBALL LEAGUE

NFC LEADING RUSHERS

RANK	PLAYER	TEAM	ATT	YDS	AVG	LONG	TD
1	Barkley	PHI	171	991	5.8	65t	6
2	Hubbard	CAR	161	818	5.1	38t	6
3	Jacobs	GB	158	762	4.8	38t	3
4	Robinson	ATL	155	748	4.8	37t	6
5	Gibbs	DET	122	727	6.0	70t	7
6	Kamara	NO	167	715	4.3	24	6
7	Conner	ARI	159	697	4.4	22	5
8	Mason	SF	135	690	5.1	38	3
9	K. Williams	LAR	176	664	3.8	30	8
10	A. Jones	MIN	142	653	4.6	39	2
11	Swift	CHI	141	564	4.0	56t	4
12	*Tracy	NYG	107	545	5.1	45t	3
13	Montgomery	DET	122	520	4.3	21	8
14	*Irving	TB	96	492	5.1	32	4
15	*Daniels (QB)	WAS	85	464	5.5	46	4
16	Robinson	WAS	101	461	4.6	40	6
17	Allgeier	ATL	85	429	5.0	24	2
18	Walker	SEA	99	398	4.0	28	6
19	Hurts (QB)	PHI	93	378	4.1	24	10
20	Dowdle	DAL	83	374	4.5	19	0
21	K. Murray (QB)	ARI	46	371	8.1	50t	4
22	Ekeler	WAS	63	326	5.2	50	4
23	Singleton	NYG	78	323	4.1	43	2
24	White	TB	80	306	3.8	56	1
25	Jones (QB)	NYG	67	265	4.0	24	2
26	Em. Wilson	GB	55	254	4.6	19	1
27	*Ca. Williams (QB)	CHI	40	236	5.9	24	0
28	Akers	HOU-MIN	59	231	3.9	15t	1
29t	*Guerendo	SF	38	227	6.0	76	1
29t	Purdy (QB)	SF	46	227	4.9	16	3
31	*Benson	ARI	49	216	4.4	20	1
32	Charbonnet	SEA	61	213	3.5	13	4
33	Demercado	ARI	20	197	9.9	53t	1
34	G. Smith (QB)	SEA	36	193	5.4	34t	1
35	Mayfield (QB)	TB	36	192	5.3	18	2
36	McNichols	WAS	38	190	5.0	28	4
37	Tucker	TB	26	186	7.2	36	1
38	Elliott	DAL	54	171	3.2	11	2
39	Chandler	MIN	48	169	3.5	25	0
40	Gainwell	PHI	38	154	4.1	19	0
41	Darnold (QB)	MIN	38	148	3.9	19	0
42	M. Sanders	CAR	38	139	3.7	26	1
43	Willis (QB)	GB	16	137	8.6	29	1
44	Hill (TE)	NO	27	130	4.8	12	3
45	Williams	NO	32	124	3.9	14t	1
46	Reed (WR)	GB	11	110	10.0	33t	1
47	R. Johnson	CHI	36	104	2.9	9	4
48t	*Corum	LAR	23	80	3.5	12	0
48t	Samuel (WR)	SF	26	80	3.1	12	1
50	Young (QB)	CAR	15	71	4.7	24	1

2024 NATIONAL FOOTBALL LEAGUE

NFC THIRD-AND-ONE RUSHING LEADERS

RANK	PLAYER	TEAM	ATT	FD	PCT
1t	Jones (QB)	NYG	8	8	100.0%
1t	Robinson	ATL	5	5	100.0%
1t	*Daniels (QB)	WAS	4	4	100.0%
1t	Darnold (QB)	MIN	4	4	100.0%
1t	Hill (TE)	NO	3	3	100.0%
6	K. Williams	LAR	9	8	88.9%
7	Hubbard	CAR	7	6	85.7%
8	Robinson	WAS	6	5	83.3%
9	Hurts (QB)	PHI	13	10	76.9%
10t	Montgomery	DET	8	6	75.0%
10t	Jacobs	GB	4	3	75.0%
12t	A. Jones	MIN	6	4	66.7%
12t	Kamara	NO	6	4	66.7%
14	Conner	ARI	5	3	60.0%

2024 NATIONAL FOOTBALL LEAGUE

NFC LEADERS IN RECEPTIONS

RANK	PLAYER	TEAM	REC	YDS	AVG	LONG	TD
1	*Nabers	NYG	61	607	10.0	39	3
2	Lamb	DAL	59	681	11.5	65t	4
3	D. London	ATL	58	649	11.2	31	6
4	Robinson	NYG	56	394	7.0	23	2
5	St. Brown	DET	54	524	9.7	35t	7
6	Jefferson	MIN	53	831	15.7	97t	5
7	Kamara (RB)	NO	51	421	8.3	57t	1
8t	Godwin	TB	50	576	11.5	55t	5
8t	Smith-Njigba	SEA	50	568	11.4	46	3
10t	McBride (TE)	ARI	49	552	11.3	37	0
10t	Otton (TE)	TB	49	456	9.3	29	4
12	McLaurin	WAS	47	711	15.1	66	6
13	Mooney	ATL	46	684	14.9	41t	5
14	Kittle (TE)	SF	43	560	13.0	43	7
15	Ferguson (TE)	DAL	42	358	8.5	27	0
16t	Kupp	LAR	41	382	9.3	27	2
16t	Robinson (RB)	ATL	41	331	8.1	29	1
18	D. Moore	CHI	40	398	9.9	44	3
19t	D. Smith	PHI	37	487	13.2	46	4
19t	Ertz (TE)	WAS	37	381	10.3	24	1
19t	White (RB)	TB	37	291	7.9	32	4
22	Reed	GB	36	620	17.2	70t	3
23t	Metcalf	SEA	35	568	16.2	71t	3
23t	McCloud	ATL	35	335	9.6	22	1
25t	Pitts (TE)	ATL	34	485	14.3	52	3
25t	Lockett	SEA	34	456	13.4	37	2
27t	*Harrison	ARI	33	499	15.1	60t	6
27t	Tolbert	DAL	33	367	11.1	48	3
29t	Jennings	SF	32	497	15.5	45	3
29t	Slayton	NYG	32	469	14.7	43	1
29t	Olave	NO	32	400	12.5	39	1
32t	Doubs	GB	30	412	13.7	39	2
32t	Mi. Wilson	ARI	30	307	10.2	34	3
32t	Walker (RB)	SEA	30	217	7.2	18	1
32t	Hubbard (RB)	CAR	30	124	4.1	20	1
36t	Samuel	SF	29	468	16.1	76t	1
36t	Kmet (TE)	CHI	29	316	10.9	31t	3
36t	*Legette	CAR	29	284	9.8	35	4
39t	A. Brown	PHI	28	553	19.8	67t	3
39t	*Odonze	CHI	28	414	14.8	47	1
39t	Kraft (TE)	GB	28	376	13.4	67	5
39t	A. Jones (RB)	MIN	28	258	9.2	25	1
43	N. Fant (TE)	SEA	27	285	10.6	28	0
44t	Atwell	LAR	26	372	14.3	50	0
44t	Evans	TB	26	335	12.9	25t	6
44t	Goedert (TE)	PHI	26	326	12.5	61	1
44t	*J. Sanders (TE)	CAR	26	253	9.7	46	1
44t	Allen	CHI	26	241	9.3	22	2
44t	Swift (RB)	CHI	26	230	8.8	42	0
44t	*Irving (RB)	TB	26	188	7.2	25	0

2024 NATIONAL FOOTBALL LEAGUE

NFC RECEIVING YARDAGE LEADERS

RANK	PLAYER	TEAM	YDS	REC	AVG	LONG	TD
1	Jefferson	MIN	831	53	15.7	97t	5
2	McLaurin	WAS	711	47	15.1	66	6
3	Mooney	ATL	684	46	14.9	41t	5
4	Lamb	DAL	681	59	11.5	65t	4
5	D. London	ATL	649	58	11.2	31	6
6	Reed	GB	620	36	17.2	70t	3
7	*Nabers	NYG	607	61	10.0	39	3
8	Godwin	TB	576	50	11.5	55t	5
9t	Metcalf	SEA	568	35	16.2	71t	3
9t	Smith-Njigba	SEA	568	50	11.4	46	3
11	Kittle (TE)	SF	560	43	13.0	43	7
12	A. Brown	PHI	553	28	19.8	67t	3
13	McBride (TE)	ARI	552	49	11.3	37	0
14	St. Brown	DET	524	54	9.7	35t	7
15	*Harrison	ARI	499	33	15.1	60t	6
16	Jennings	SF	497	32	15.5	45	3
17	D. Smith	PHI	487	37	13.2	46	4
18	Pitts (TE)	ATL	485	34	14.3	52	3
19	Slayton	NYG	469	32	14.7	43	1
20	Samuel	SF	468	29	16.1	76t	1
21t	Lockett	SEA	456	34	13.4	37	2
21t	Otton (TE)	TB	456	49	9.3	29	4
23	Kamara (RB)	NO	421	51	8.3	57t	1
24t	*Odunze	CHI	414	28	14.8	47	1
24t	J. Williams	DET	414	20	20.7	70t	3
26	Doubs	GB	412	30	13.7	39	2
27	Olave	NO	400	32	12.5	39	1
28	D. Moore	CHI	398	40	9.9	44	3
29	Robinson	NYG	394	56	7.0	23	2
30	Kupp	LAR	382	41	9.3	27	2
31	Ertz (TE)	WAS	381	37	10.3	24	1
32	Kraft (TE)	GB	376	28	13.4	67	5
33	Aiyuk	SF	374	25	15.0	53	0
34	Atwell	LAR	372	26	14.3	50	0
35	Tolbert	DAL	367	33	11.1	48	3
36	LaPorta (TE)	DET	366	25	14.6	52t	3
37	Ferguson (TE)	DAL	358	42	8.5	27	0
38	N. Brown	WAS	351	25	14.0	52t	1
39	Robinson	LAR	350	22	15.9	42	5
40	Shaheed	NO	349	20	17.4	70t	3
41t	Evans	TB	335	26	12.9	25t	6
41t	McCloud	ATL	335	35	9.6	22	1
43	Robinson (RB)	ATL	331	41	8.1	29	1
44	Goedert (TE)	PHI	326	26	12.5	61	1
45	Kmet (TE)	CHI	316	29	10.9	31t	3
46	Mi. Wilson	ARI	307	30	10.2	34	3
47	Addison	MIN	298	21	14.2	51	2
48	White (RB)	TB	291	37	7.9	32	4
49	N. Fant (TE)	SEA	285	27	10.6	28	0
50	*Legette	CAR	284	29	9.8	35	4

2024 NATIONAL FOOTBALL LEAGUE

NFC THIRD-DOWN RECEIVING LEADERS

RANK	PLAYER	TEAM	REC	YDS	AVG	LONG	TD
1	Robinson	NYG	21	157	7.5	15	1
2	*Nabers	NYG	18	240	13.3	39	2
3	Godwin	TB	16	197	12.3	24	0
4	Otton (TE)	TB	15	157	10.5	29	2
5	Kittle (TE)	SF	14	173	12.4	41	4
6	St. Brown	DET	13	128	9.8	18	2
7t	McLaurin	WAS	12	255	21.3	66	2
7t	Mooney	ATL	12	153	12.8	30t	2
7t	Smith-Njigba	SEA	12	136	11.3	24	0
7t	D. London	ATL	12	127	10.6	18	3
11t	Jefferson	MIN	11	161	14.6	41	2
11t	Slayton	NYG	11	124	11.3	36	0
11t	Jennings	SF	11	119	10.8	31t	2
11t	Lamb	DAL	11	104	9.5	27	0
11t	Ferguson (TE)	DAL	11	82	7.5	24	0
11t	M. Sanders (RB)	CAR	11	53	4.8	12	0
17t	McCloud	ATL	10	124	12.4	22	0
17t	Pitts (TE)	ATL	10	105	10.5	23	0
19t	Kmet (TE)	CHI	9	76	8.4	25	0
19t	White (RB)	TB	9	71	7.9	22	0
21t	Lockett	SEA	8	136	17.0	37	1
21t	Reed	GB	8	123	15.4	70t	2
21t	Samuel	SF	8	122	15.3	47	0
21t	A. Brown	PHI	8	120	15.0	22t	1
21t	*J. Sanders (TE)	CAR	8	83	10.4	29	1
21t	Ertz (TE)	WAS	8	80	10.0	21	0
21t	Dortch	ARI	8	75	9.4	14	0
21t	*Legette	CAR	8	75	9.4	26	1
21t	Parkinson (TE)	LAR	8	74	9.3	15	0
21t	Kamara (RB)	NO	8	67	8.4	20	0
31t	Tolbert	DAL	7	136	19.4	48	0
31t	Doubs	GB	7	125	17.9	39	2
31t	Ekeler (RB)	WAS	7	123	17.6	33	0
31t	Metcalf	SEA	7	108	15.4	31t	1
31t	Johnson (TE)	NO	7	94	13.4	25	0
31t	McBride (TE)	ARI	7	93	13.3	18	0
31t	Olave	NO	7	86	12.3	16	0
31t	Robinson (RB)	ATL	7	75	10.7	26	0
31t	Wicks	GB	7	64	9.1	14t	2
31t	LaPorta (TE)	DET	7	59	8.4	13	0
31t	D. Moore	CHI	7	57	8.1	19	1
31t	Charbonnet (RB)	SEA	7	48	6.9	16	0
31t	Mi. Wilson	ARI	7	40	5.7	10	2
44t	Goedert (TE)	PHI	6	150	25.0	61	0
44t	A. Jones (RB)	MIN	6	110	18.3	25	1
44t	*Coker	CAR	6	92	15.3	29	1
44t	Aiyuk	SF	6	83	13.8	17	0
44t	D. Smith	PHI	6	75	12.5	25t	1
44t	Zaccheaus	WAS	6	73	12.2	27	0
44t	Kupp	LAR	6	71	11.8	27	0
44t	Cooks	DAL	6	62	10.3	21t	1
44t	Barkley (RB)	PHI	6	51	8.5	14	0
44t	Gibbs (RB)	DET	6	49	8.2	33	0
44t	Hockenson (TE)	MIN	6	42	7.0	9	0
44t	Mundt (TE)	MIN	6	35	5.8	11	1

2024 NATIONAL FOOTBALL LEAGUE

NFC LEADING SCORERS (NON-KICKING)

RANK	PLAYER	TEAM	POS	TOUCHDOWNS				X2	PTS
				TOTAL	RUSH	REC	RET		
1t	Hurts	PHI	QB	10	10	0	0	0	60
1t	K. Williams	LAR	RB	10	8	2	0	0	60
3	Barkley	PHI	RB	8	6	2	0	2	52
4t	Gibbs	DET	RB	8	7	1	0	0	48
4t	Montgomery	DET	RB	8	8	0	0	0	48
6t	Hubbard	CAR	RB	7	6	1	0	0	42
6t	Kamara	NO	RB	7	6	1	0	0	42
6t	Kittle	SF	TE	7	0	7	0	0	42
6t	Robinson	ATL	RB	7	6	1	0	0	42
6t	St. Brown	DET	WR	7	0	7	0	0	42
6t	Walker	SEA	RB	7	6	1	0	0	42
12t	Evans	TB	WR	6	0	6	0	0	36
12t	*Harrison	ARI	WR	6	0	6	0	0	36
12t	D. London	ATL	WR	6	0	6	0	0	36
12t	McLaurin	WAS	WR	6	0	6	0	0	36
12t	Robinson	WAS	RB	6	6	0	0	0	36
17	Conner	ARI	RB	5	5	0	0	2	34
18	Kraft	GB	TE	5	0	5	0	1	32
19t	Charbonnet	SEA	RB	5	4	1	0	0	30
19t	Godwin	TB	WR	5	0	5	0	0	30
19t	Jefferson	MIN	WR	5	0	5	0	0	30
19t	Mooney	ATL	WR	5	0	5	0	0	30
19t	Robinson	LAR	WR	5	0	5	0	0	30
19t	White	TB	RB	5	1	4	0	0	30
25t	Lamb	DAL	WR	4	0	4	0	1	26
25t	Swift	CHI	RB	4	4	0	0	1	26
27t	*Daniels	WAS	QB	4	4	0	0	0	24
27t	Ekeler	WAS	RB	4	4	0	0	0	24
27t	*Irving	TB	RB	4	4	0	0	0	24
27t	Jacobs	GB	RB	4	3	1	0	0	24
27t	R. Johnson	CHI	RB	4	4	0	0	0	24
27t	*Legette	CAR	WR	4	0	4	0	0	24
27t	McNichols	WAS	RB	4	4	0	0	0	24
27t	K. Murray	ARI	QB	4	4	0	0	0	24
27t	Nailor	MIN	WR	4	0	4	0	0	24
27t	Otton	TB	TE	4	0	4	0	0	24
27t	Reed	GB	WR	4	1	3	0	0	24
27t	Shaheed	NO	WR	4	0	3	1	0	24
27t	D. Smith	PHI	WR	4	0	4	0	0	24
27t	Wicks	GB	WR	4	0	4	0	0	24
41	Kmet	CHI	TE	3	0	3	0	1	20
42t	Addison	MIN	WR	3	1	2	0	0	18
42t	A. Brown	PHI	WR	3	0	3	0	0	18
42t	Dowdle	DAL	RB	3	0	3	0	0	18
42t	Hill	NO	TE	3	3	0	0	0	18
42t	Jennings	SF	WR	3	0	3	0	0	18

2024 NATIONAL FOOTBALL LEAGUE

NFC LEADING SCORERS (NON-KICKING)

RANK	PLAYER	TEAM	POS	TOUCHDOWNS				X2	PTS
				TOTAL	RUSH	REC	RET		
42t	A. Jones	MIN	RB	3	2	1	0	0	18
42t	LaPorta	DET	TE	3	0	3	0	0	18
42t	Mason	SF	RB	3	3	0	0	0	18
42t	Metcalf	SEA	WR	3	0	3	0	0	18
42t	D. Moore	CHI	WR	3	0	3	0	0	18
42t	Moreau	NO	TE	3	0	3	0	0	18
42t	*Nabers	NYG	WR	3	0	3	0	0	18
42t	Oliver	MIN	TE	3	0	3	0	0	18
42t	Pitts	ATL	TE	3	0	3	0	0	18
42t	Purdy	SF	QB	3	3	0	0	0	18
42t	Raymond	DET	WR	3	0	2	1	0	18
42t	Smith-Njigba	SEA	WR	3	0	3	0	0	18
42t	Tolbert	DAL	WR	3	0	3	0	0	18
42t	*Tracy	NYG	RB	3	3	0	0	0	18
42t	J. Williams	DET	WR	3	0	3	0	0	18
42t	Mi. Wilson	ARI	WR	3	0	3	0	0	18

2024 NATIONAL FOOTBALL LEAGUE

NFC LEADING SCORERS (KICKING)

RANK	PLAYER	TEAM	PAT	FG	FG%	LONG	PTS
1	Seibert	WAS	22/22	25/27	92.6%	55	97
2	Aubrey	DAL	13/13	22/24	91.7%	65	79
3	McLaughlin	TB	29/30	16/17	94.1%	56	77
4	Grupe	NO	21/23	18/19	94.7%	57	75
5t	Bates	DET	32/33	14/14	100.0%	58	74
5t	Koo	ATL	23/23	17/24	70.8%	58	74
7	*Reichard	MIN	23/23	14/16	87.5%	58	65
8	*Karty	LAR	15/17	16/19	84.2%	55	63
9	Moody	SF	14/14	16/20	80.0%	53	62
10	Elliott	PHI	23/23	12/15	80.0%	49	59
11	Myers	SEA	22/23	12/15	80.0%	59	58
12	Pineiro	CAR	17/17	12/13	92.3%	53	53
13	*Narveson	GB	16/16	12/17	70.6%	47	52
14	Santos	CHI	15/16	12/14	85.7%	54	51
15	Ryland	ARI	13/13	11/12	91.7%	57	46
16	Joseph	DET-NYG	6/6	13/16	81.3%	52	45
17	Prater	ARI	10/10	6/6	100.0%	57	28
18	McManus	GB	6/6	6/7	85.7%	45	24
19t	Romo	MIN	0/0	4/4	100.0%	45	12
19t	Wright	SF	3/3	3/3	100.0%	41	12
21	Gano	NYG	2/2	3/4	75.0%	50	11
22	Gonzalez	WAS	3/3	2/2	100.0%	48	9
23	*McAtamney	NYG	1/1	1/1	100.0%	31	4
24	Wishnowsky	SF	0/0	1/1	100.0%	26	3
25	York	WAS	2/2	0/2	0.0%	---	2
26	Gillan	NYG	0/1	0/0	---	---	0

2024 NATIONAL FOOTBALL LEAGUE

2024 NATIONAL FOOTBALL LEAGUE

NFC TOUCHBACKS ON KICKOFFS

RANK	PLAYER	TEAM	TB
1	Bates	DET	45
2	Reichard	MIN	40
3	Mann	PHI	38
4	Evans	LAR	37
5	Gill	TB	29
6	Moody	SF	28
7	Pinion	ATL	26
8t	Myers	SEA	25
8t	Ryland	ARI	25
10t	Joseph	DET-NYG	23
10t	Santos	CHI	23
12t	Aubrey	DAL	18
12t	Camarda	TB	18
14t	Narveson	GB	17
14t	Prater	ARI	17
16	Pineiro	CAR	16
17	Seibert	WAS	14
18	Grupe	NO	12
19	McManus	GB	8
20t	Gano	NYG	5
20t	Karty	LAR	5
20t	Koo	ATL	5
23t	McAtamney	NYG	4
23t	Romo	MIN	4
25	Gillan	NYG	2
26t	Elliott	PHI	1
26t	Gonzalez	WAS	1
26t	Wright	SF	1
26t	York	WAS	1

2024 NATIONAL FOOTBALL LEAGUE

NFC MOST YARDS FROM SCRIMMAGE

RANK	PLAYER	TEAM	POS	TOTAL			RUSHING			RECEIVING		
				YDS	PLAYS	AVG	YDS	ATT	AVG	YDS	ATT	AVG
1	Barkley	PHI	RB	1149	192	6.0	991	171	5.8	158	21	7.5
2	Kamara	NO	RB	1136	218	5.2	715	167	4.3	421	51	8.3
3	Robinson	ATL	RB	1079	196	5.5	748	155	4.8	331	41	8.1
4	Conner	ARI	RB	944	183	5.2	697	159	4.4	247	24	10.3
5	Hubbard	CAR	RB	942	191	4.9	818	161	5.1	124	30	4.1
6	Gibbs	DET	RB	929	144	6.5	727	122	6.0	202	22	9.2
7	A. Jones	MIN	RB	911	170	5.4	653	142	4.6	258	28	9.2
8	Jacobs	GB	RB	890	177	5.0	762	158	4.8	128	19	6.7
9	Jefferson	MIN	WR	834	54	15.4	3	1	3.0	831	53	15.7
10	K. Williams	LAR	RB	800	201	4.0	664	176	3.8	136	25	5.4
11	Swift	CHI	RB	794	167	4.8	564	141	4.0	230	26	8.8
12	Mason	SF	RB	776	145	5.4	690	135	5.1	86	10	8.6
13	Lamb	DAL	WR	736	70	10.5	55	11	5.0	681	59	11.5
14	Reed	GB	WR	730	47	15.5	110	11	10.0	620	36	17.2
15	McLaurin	WAS	WR	713	49	14.6	2	2	1.0	711	47	15.1
16	Montgomery	DET	RB	705	140	5.0	520	122	4.3	185	18	10.3
17	Mooney	ATL	WR	684	46	14.9	0	0	---	684	46	14.9
18	*Irving	TB	RB	680	122	5.6	492	96	5.1	188	26	7.2
19	*Tracy	NYG	RB	662	125	5.3	545	107	5.1	117	18	6.5
20	D. London	ATL	WR	649	58	11.2	0	0	---	649	58	11.2
21	Walker	SEA	RB	615	129	4.8	398	99	4.0	217	30	7.2
22	*Nabers	NYG	WR	605	65	9.3	-2	4	-0.5	607	61	10.0
23	White	TB	RB	597	117	5.1	306	80	3.8	291	37	7.9
24	Ekeler	WAS	RB	581	86	6.8	326	63	5.2	255	23	11.1
25	Godwin	TB	WR	578	51	11.3	2	1	2.0	576	50	11.5
26t	Metcalf	SEA	WR	568	35	16.2	0	0	---	568	35	16.2
26t	Smith-Njigba	SEA	WR	568	50	11.4	0	0	---	568	50	11.4
28	Kittle	SF	TE	560	43	13.0	0	0	---	560	43	13.0
29	McBride	ARI	TE	554	50	11.1	2	1	2.0	552	49	11.3
30	A. Brown	PHI	WR	553	28	19.8	0	0	---	553	28	19.8
31	Samuel	SF	WR	548	55	10.0	80	26	3.1	468	29	16.1
32t	Dowdle	DAL	RB	540	107	5.0	374	83	4.5	166	24	6.9
32t	Robinson	WAS	RB	540	110	4.9	461	101	4.6	79	9	8.8
34	St. Brown	DET	WR	524	54	9.7	0	0	---	524	54	9.7
35	*Harrison	ARI	WR	499	33	15.1	0	0	---	499	33	15.1
36	Jennings	SF	WR	497	32	15.5	0	0	---	497	32	15.5
37	D. Smith	PHI	WR	487	37	13.2	0	0	---	487	37	13.2
38	Allgeier	ATL	RB	486	93	5.2	429	85	5.0	57	8	7.1
39	Pitts	ATL	TE	485	34	14.3	0	0	---	485	34	14.3
40	Slayton	NYG	WR	480	33	14.5	11	1	11.0	469	32	14.7
41	*Daniels	WAS	QB	464	85	5.5	464	85	5.5	0	0	---
42	Lockett	SEA	WR	456	34	13.4	0	0	---	456	34	13.4
43	Otton	TB	TE	452	50	9.0	-4	1	-4.0	456	49	9.3
44	J. Williams	DET	WR	446	24	18.6	32	4	8.0	414	20	20.7
45	*Odunze	CHI	WR	429	31	13.8	15	3	5.0	414	28	14.8
46	D. Moore	CHI	WR	416	45	9.2	18	5	3.6	398	40	10.0
47	Singleton	NYG	RB	415	92	4.5	323	78	4.1	92	14	6.6
48t	Doubs	GB	WR	412	30	13.7	0	0	---	412	30	13.7
48t	Robinson	NYG	WR	412	58	7.1	18	2	9.0	394	56	7.0
50	Olave	NO	WR	407	33	12.3	7	1	7.0	400	32	12.5

2024 NATIONAL FOOTBALL LEAGUE

NFC LEADERS IN FIRST DOWNS

RANK	PLAYER	TEAM	POS	TOTAL	RUSH	REC
1	Kamara	NO	RB	55	42	13
2	Conner	ARI	RB	54	46	8
3	K. Williams	LAR	RB	53	47	6
4	Robinson	ATL	RB	52	37	15
5	Barkley	PHI	RB	48	39	9
6	Hubbard	CAR	RB	47	40	7
7	Gibbs	DET	RB	42	31	11
8	Jacobs	GB	RB	41	34	7
9t	Hurts	PHI	QB	40	40	0
9t	Montgomery	DET	RB	40	34	6
11	A. Jones	MIN	RB	39	28	11
12	Jefferson	MIN	WR	37	0	37
13t	D. London	ATL	WR	36	0	36
13t	Mason	SF	RB	36	30	6
15t	McLaurin	WAS	WR	35	0	35
15t	*Nabers	NYG	WR	35	1	34
17	St. Brown	DET	WR	34	0	34
18t	Godwin	TB	WR	33	1	32
18t	*Irving	TB	RB	33	26	7
18t	Lamb	DAL	WR	33	3	30
18t	Mooney	ATL	WR	33	0	33
18t	Walker	SEA	RB	33	18	15
23	Swift	CHI	RB	31	24	7
24	Dowdle	DAL	RB	30	21	9
25t	Allgeier	ATL	RB	29	27	2
25t	*Daniels	WAS	QB	29	29	0
25t	Robinson	WAS	RB	29	27	2
25t	*Tracy	NYG	RB	29	25	4
29t	Lockett	SEA	WR	28	0	28
29t	McBride	ARI	TE	28	1	27
29t	White	TB	RB	28	15	13
32t	Ekeler	WAS	RB	27	17	10
32t	Kittle	SF	TE	27	0	27
32t	Smith-Njigba	SEA	WR	27	0	27
35t	Jones	NYG	QB	26	26	0
35t	Slayton	NYG	WR	26	1	25
37	Otton	TB	TE	25	0	25
38t	*Harrison	ARI	WR	24	0	24
38t	Reed	GB	WR	24	5	19
40t	A. Brown	PHI	WR	23	0	23
40t	Jennings	SF	WR	23	0	23
40t	Olave	NO	WR	23	1	22
40t	Purdy	SF	QB	23	23	0
40t	D. Smith	PHI	WR	23	0	23
45	Robinson	NYG	WR	22	1	21
46t	Doubs	GB	WR	21	0	21
46t	Evans	TB	WR	21	0	21
46t	*Odunze	CHI	WR	21	1	20
49t	Aiyuk	SF	WR	20	0	20
49t	Samuel	SF	WR	20	2	18
49t	Singletary	NYG	RB	20	17	3

2024 NATIONAL FOOTBALL LEAGUE

NFC PUNTING YARDS LEADERS

RANK	PLAYER	TEAM	POS	PUNTS	YARDS	LONG	AVG	TB	BLK	DWN	OB	RETURNS		IN20	NET AVG
												TOT	YDS		
1	Fox	DET	P	31	1595	68	51.5	4	0	4	1	13	90	14	46.0
2	Mann	PHI	P	29	1490	70	51.4	5	1	2	4	14	99	8	43.0
3	Anger	DAL	P	30	1496	62	49.9	1	0	3	1	15	199	11	42.6
4	Dickson	SEA	P	40	1978	68	49.5	4	0	1	4	20	190	14	42.7
5	Gillikin	ARI	P	30	1472	63	49.1	1	0	5	2	14	160	14	43.1
6	Way	WAS	P	25	1202	74	48.1	2	0	5	2	13	92	9	42.8
7	*T. Taylor	CHI	P	45	2153	68	47.8	3	0	5	5	22	263	18	40.7
8	Whelan	GB	P	31	1478	74	47.7	2	0	3	4	11	77	13	43.9
9	Pinion	ATL	P	28	1330	65	47.5	1	0	2	1	16	201	7	39.6
10	Evans	LAR	P	26	1216	67	46.8	1	0	4	4	12	107	14	41.9
11	Gillan	NYG	P	25	1159	67	46.4	2	0	3	3	11	88	13	41.2
12	Hekker	CAR	P	47	2159	65	45.9	2	0	10	2	17	152	16	41.9
13	R. Wright	MIN	P	30	1373	61	45.8	3	0	3	4	12	76	16	41.2
14	Wishnowsky	SF	P	22	994	58	45.2	0	1	7	0	9	160	11	36.3
15	*Hayball	NO	P	44	1966	59	44.7	3	0	5	4	16	123	24	40.5

2024 NATIONAL FOOTBALL LEAGUE

NFC NET PUNTING YARDS LEADERS

RANK	PLAYER	TEAM	POS	PUNTS	YARDS	LONG	AVG	TB	BLK	DWN	OB	RETURNS		IN20	NET AVG
												TOT	YDS		
1	Fox	DET	P	31	1595	68	51.5	4	0	4	1	13	90	14	46.0
2	Whelan	GB	P	31	1478	74	47.7	2	0	3	4	11	77	13	43.9
3	Gillikin	ARI	P	30	1472	63	49.1	1	0	5	2	14	160	14	43.1
4	Mann	PHI	P	29	1490	70	51.4	5	1	2	4	14	99	8	43.0
5	Way	WAS	P	25	1202	74	48.1	2	0	5	2	13	92	9	42.8
6	Dickson	SEA	P	40	1978	68	49.5	4	0	1	4	20	190	14	42.7
7	Anger	DAL	P	30	1496	62	49.9	1	0	3	1	15	199	11	42.6
8	Evans	LAR	P	26	1216	67	46.8	1	0	4	4	12	107	14	41.9
9	Hekker	CAR	P	47	2159	65	45.9	2	0	10	2	17	152	16	41.9
10	Gillan	NYG	P	25	1159	67	46.4	2	0	3	3	11	88	13	41.2
11	R. Wright	MIN	P	30	1373	61	45.8	3	0	3	4	12	76	16	41.2
12	*T. Taylor	CHI	P	45	2153	68	47.8	3	0	5	5	22	263	18	40.7
13	*Hayball	NO	P	44	1966	59	44.7	3	0	5	4	16	123	24	40.5
14	Pinion	ATL	P	28	1330	65	47.5	1	0	2	1	16	201	7	39.6
15	Wishnowsky	SF	P	22	994	58	45.2	0	1	7	0	9	160	11	36.3

2024 NATIONAL FOOTBALL LEAGUE

2024 NATIONAL FOOTBALL LEAGUE

NFC PUNT RETURN LEADERS

RANK	PLAYER	TEAM	POS	RET	FC	YDS	AVG	LONG	TD
1	Raymond	DET	WR	22	7	330	15.0	90t	1
2	*DeJean	PHI	CB	12	16	145	12.1	31	0
3	Carter	CHI	WR	15	8	153	10.2	38	0
4	Blackshear	CAR	RB	14	2	131	9.4	16	0
5	*Cowing	SF	WR	14	6	112	8.0	30	0
6	*De. Williams	SEA	CB	13	15	96	7.4	23	0
7	Powell	MIN	WR	12	6	81	6.8	15	0
8	Smith-Marsette	NYG	WR	18	10	114	6.3	22	0

2024 NATIONAL FOOTBALL LEAGUE

NFC KICKOFF RETURN LEADERS

RANK	PLAYER	TEAM	POS	RET	YDS	AVG	LONG	TD
1	Turpin	DAL	WR	15	527	35.1	79	0
2	Shenault	SEA	WR	14	449	32.1	97t	1
3	Ekeler	WAS	RB	14	434	31.0	62	0
4	Dallas	ARI	RB	13	399	30.7	96t	1
5	McCloud	ATL	WR	13	330	25.4	33	0
6	Gray	NYG	RB	19	481	25.3	31	0
7	Blackshear	CAR	RB	27	679	25.1	43	0

2024 NATIONAL FOOTBALL LEAGUE

2024 NATIONAL FOOTBALL LEAGUE

NFC INTERCEPTION LEADERS

RANK	PLAYER	TEAM	POS	INT	YARDS	AVG	LONG	TD
1t	K. Joseph	DET	SAF	6	60	10.0	33	1
1t	McKinney	GB	SAF	6	63	10.5	28	0
3t	Branch	DET	SAF	4	48	12.0	47	0
3t	*McCullough	LAR	DB	4	6	1.5	4t	1
3t	B. Murphy	MIN	CB	4	2	0.5	2	0
6t	Adebo	NO	CB	3	68	22.7	47	0
6t	Bynum	MIN	SS	3	3	1.0	3	0
6t	Mathieu	NO	FS	3	29	9.7	23	0
9t	Alexander	GB	CB	2	52	26.0	35t	1
9t	Bates	ATL	SS	2	0	0.0	0	0
9t	Blankenship	PHI	SAF	2	1	0.5	1	0
9t	Davis	DET	CB	2	0	0.0	0	0
9t	Diggs	DAL	CB	2	1	0.5	1	0
9t	Gardner-Johnson	PHI	SAF	2	0	0.0	0	0
9t	Grugier-Hill	MIN	OLB	2	5	2.5	5	0
9t	J. Johnson	CHI	CB	2	11	5.5	9	0
9t	*Kinchens	LAR	SAF	2	103	51.5	103t	1
9t	Lenoir	SF	CB	2	33	16.5	33	0
9t	Love	SEA	FS	2	26	13.0	26	0
9t	McCollum	TB	CB	2	4	2.0	4	0
9t	Terrell	ATL	CB	2	1	0.5	1	0
9t	Van Ginkel	MIN	OLB	2	73	36.5	63t	2
9t	Warner	SF	MLB	2	70	35.0	45t	1
9t	Woods	CAR	FS	2	37	18.5	33	0
9t	Woolen	SEA	CB	2	4	2.0	4	0
26t	Abram	NO	DB	1	30	30.0	30	0
26t	Andersen	ATL	LB	1	47	47.0	47t	1
26t	Baun	PHI	LB	1	0	0.0	0	0
26t	Blackwell	CHI	CB	1	10	10.0	10	0
26t	Bosa	SF	DE	1	30	30.0	30	0
26t	Brisker	CHI	SAF	1	0	0.0	0	0
26t	J. Brown	SF	SAF	1	0	0.0	0	0
26t	Bryant	SEA	CB	1	9	9.0	9	0
26t	Byard	CHI	FS	1	0	0.0	0	0
26t	Chinn	WAS	SAF	1	0	0.0	0	0
26t	David	TB	OLB	1	7	7.0	7	0
26t	Ka. Davis	SF	DT	1	2	2.0	2	0
26t	Dean	PHI	LB	1	0	0.0	0	0
26t	Durant	LAR	CB	1	0	0.0	0	0
26t	Edmunds	CHI	MLB	1	0	0.0	0	0
26t	Edwards	CHI	LB	1	0	0.0	0	0
26t	Flannigan-Fowles	SF	LB	1	0	0.0	0	0
26t	Forbes	WAS	CB	1	19	19.0	19	0
26t	Fowler	WAS	LB	1	67	67.0	67t	1
26t	Gardeck	ARI	LB	1	10	10.0	10	0
26t	Gilmore	MIN	CB	1	0	0.0	0	0
26t	*Green	SF	CB	1	20	20.0	20	0
26t	Griffin	MIN	CB	1	28	28.0	28	0
26t	Harris	NO	DB	1	7	7.0	7	0
26t	Horn	CAR	CB	1	0	0.0	0	0
26t	Howden	NO	SAF	1	-5	-5.0	-5	0
26t	Izien	TB	DB	1	17	17.0	17	0
26t	M. Jackson	CAR	CB	1	1	1.0	1	0
26t	Jean-Charles	NO	CB	1	0	0.0	0	0
26t	Jewell	CAR	ILB	1	0	0.0	0	0

2024 NATIONAL FOOTBALL LEAGUE

NFC INTERCEPTION LEADERS

RANK	PLAYER	TEAM	POS	INT	YARDS	AVG	LONG	TD
26t	Jobe	SEA	CB	1	33	33.0	33	0
26t	J. Johnson	LAR	SS	1	0	0.0	0	0
26t	Jordan	NO	DE	1	0	0.0	0	0
26t	Kendricks	DAL	MLB	1	8	8.0	8	0
26t	Metellus	MIN	SAF	1	12	12.0	12	0
26t	*Muasau	NYG	LB	1	1	1.0	1	0
26t	Murphy-Bunting	ARI	CB	1	0	0.0	0	0
26t	*Mustapha	SF	SAF	1	1	1.0	1	0
26t	Nowaske	DET	LB	1	8	8.0	8	0
26t	Oruwariye	DAL	CB	1	0	0.0	0	0
26t	Phillips	ATL	CB	1	45	45.0	45	0
26t	Rozeboom	LAR	LB	1	16	16.0	16	0
26t	*Sainristil	WAS	CB	1	38	38.0	38	0
26t	Saunders	NO	DT	1	37	37.0	37	0
26t	Simmons	ATL	FS	1	0	0.0	0	0
26t	Smith	MIN	FS	1	0	0.0	0	0
26t	*Smith	TB	DB	1	0	0.0	0	0
26t	Stevenson	CHI	CB	1	43	43.0	43t	1
26t	White	ARI	OLB	1	0	0.0	0	0
26t	*Williams	GB	SAF	1	1	1.0	1	0
26t	G. Williams	ARI	CB	1	0	0.0	0	0
26t	Wilson	DAL	DB	1	0	0.0	0	0
26t	Er. Wilson	GB	LB	1	0	0.0	0	0
26t	Ma. Wilson	ARI	LB	1	0	0.0	0	0

2024 NATIONAL FOOTBALL LEAGUE

NFC SACK LEADERS

RANK	PLAYER	TEAM	POS	SACKS
1	Lawrence	NYG	DT	9.0
2	Fowler	WAS	LB	8.5
3	Hutchinson	DET	DE	7.5
4	Greenard	MIN	LB	7.0
5t	Burns	NYG	LB	6.0
5t	Ojulari	NYG	LB	6.0
5t	Van Ginkel	MIN	OLB	6.0
8	Bosa	SF	DE	5.5
9t	D. Hall	SEA	LB	5.0
9t	P. Jones	MIN	LB	5.0
9t	Luvu	WAS	LB	5.0
9t	Z. Smith	CLE-DET	DE	5.0
9t	Sweat	PHI	LB	5.0
9t	Turner	LAR	DT	5.0
9t	Vea	TB	DT	5.0
9t	Young	LAR	LB	5.0
17	*Verse	LAR	LB	4.5
18t	Bresee	NO	DT	4.0
18t	Collins	SF	DT	4.0
18t	Dexter	CHI	DT	4.0
18t	Kancey	TB	DT	4.0
18t	Mafe	SEA	LB	4.0
18t	Overshown	DAL	LB	4.0
18t	Taylor	NO	CB	4.0
25t	Carter	PHI	DT	3.5
25t	Givens	SF	DT	3.5
25t	Granderson	NO	DE	3.5
25t	McNeill	DET	DT	3.5
25t	Stills	ARI	DT	3.5
25t	Sweat	CHI	DE	3.5
31t	Armstrong	WAS	DE	3.0
31t	Collins	ARI	LB	3.0
31t	David	TB	OLB	3.0
31t	*Fiske	LAR	DT	3.0
31t	Floyd	SF	DE	3.0
31t	Gardeck	ARI	LB	3.0
31t	L. Hall	TB	DE	3.0
31t	C. Harris	CAR	LB-DE	3.0
31t	Hoecht	LAR	LB	3.0
31t	D. Jones	SEA	DE	3.0
31t	Lawrence	DAL	DE	3.0
31t	Lawson	DAL	DE-LB	3.0
31t	Okuyinonu	SF	DT	3.0
31t	Pace	MIN	LB	3.0
31t	Parsons	DAL	LB	3.0
31t	Pinnock	NYG	SS	3.0
31t	A. Robinson	CAR	DT	3.0
31t	Williams	PHI	DT	3.0
31t	Wyatt	GB	DT	3.0
31t	C. Young	NO	DE	3.0

2024 NATIONAL FOOTBALL LEAGUE

NFC LEADERS IN FUMBLE RECOVERIES

RANK	PLAYER	TEAM	POS	TOTAL	OWN TEAM	OPP TEAM
1	Mayfield	TB	QB	5	5	0
2t	Mason	SF	RB	3	3	0
2t	Robinson	ATL	RB	3	3	0
2t	G. Smith	SEA	QB	3	3	0
2t	Stafford	LAR	QB	3	3	0
2t	Walker	SEA	RB	3	3	0
7t	Byard	CHI	FS	2	0	2
7t	Chinn	WAS	SAF	2	0	2
7t	Collins	SF	DT	2	0	2
7t	Dalton	CAR	QB	2	2	0
7t	Davis	DET	CB	2	0	2
7t	*Fiske	LAR	DT	2	0	2
7t	Gay	NO	LB	2	0	2
7t	Goff	DET	QB	2	2	0
7t	Gordon	CHI	CB	2	0	2
7t	Hicks	CHI	SAF	2	0	2
7t	Jenkins	CHI	OT	2	2	0
7t	Jewell	CAR	ILB	2	0	2
7t	Love	GB	QB	2	2	0
7t	Luvu	WAS	LB	2	0	2
7t	McBride	ARI	TE	2	2	0
7t	Melton	GB	WR	2	1	1
7t	K. Murray	ARI	QB	2	2	0
7t	Okereke	NYG	ILB	2	0	2
7t	Otton	TB	TE	2	2	0
7t	Prescott	DAL	QB	2	2	0
7t	Tolbert	DAL	WR	2	2	0
7t	Tuttle	CAR	DT	2	0	2
7t	Wyatt	GB	DT	2	0	2
7t	Yiadam	SF	CB	2	1	1
7t	Zaccheaus	WAS	WR	2	2	0

2024 NATIONAL FOOTBALL LEAGUE

NFC LEADERS IN RECOVERIES OF FUMBLES BY OWN TEAM

RANK	PLAYER	TEAM	POS	REC	YARDS	AVG	LONG	TD
1	Mayfield	TB	QB	5	0	0.0	0t	0
2t	Mason	SF	RB	3	-2	-0.7	0t	0
2t	Robinson	ATL	RB	3	0	0.0	0t	0
2t	G. Smith	SEA	QB	3	0	0.0	0t	0
2t	Stafford	LAR	QB	3	0	0.0	0t	0
2t	Walker	SEA	RB	3	-3	-1.0	0t	0
7t	Dalton	CAR	QB	2	0	0.0	0t	0
7t	Goff	DET	QB	2	0	0.0	0t	0
7t	Jenkins	CHI	OT	2	0	0.0	0t	0
7t	Love	GB	QB	2	0	0.0	0t	0
7t	McBride	ARI	TE	2	0	0.0	0t	1
7t	K. Murray	ARI	QB	2	0	0.0	0t	0
7t	Otton	TB	TE	2	0	0.0	0t	0
7t	Prescott	DAL	QB	2	0	0.0	0t	0
7t	Tolbert	DAL	WR	2	0	0.0	0t	0
7t	Zaccheaus	WAS	WR	2	0	0.0	0t	0
17t	Allegretti	WAS	OG	1	0	0.0	0t	0
17t	Banks	SF	G	1	0	0.0	0t	0
17t	Barkley	PHI	RB	1	0	0.0	0t	0
17t	*Beebe	DAL	C	1	0	0.0	0t	0
17t	Belton	NYG	SAF	1	0	0.0	0t	0
17t	Bergeron	ATL	OG	1	0	0.0	0t	0
17t	Biadasz	WAS	C	1	0	0.0	0t	0
17t	Blackshear	CAR	RB	1	0	0.0	0t	0
17t	Bradford	SEA	OG	1	0	0.0	0t	0
17t	Carr	NO	QB	1	0	0.0	0t	0
17t	Darnold	MIN	QB	1	0	0.0	0t	0
17t	Demercado	ARI	RB	1	0	0.0	0t	0
17t	Evans	TB	WR	1	0	0.0	0t	0
17t	Ferguson	DAL	TE	1	0	0.0	0t	0
17t	Froholdt	ARI	C	1	0	0.0	0t	0
17t	Hurts	PHI	QB	1	0	0.0	0t	0
17t	*Irving	TB	RB	1	0	0.0	0t	0
17t	Jennings	SF	WR	1	0	0.0	0t	0
17t	F. Johnson	PHI	OT	1	0	0.0	0t	0
17t	Jones	NYG	QB	1	0	0.0	0t	0
17t	*Kinchens	LAR	SAF	1	0	0.0	0t	0
17t	Kupp	LAR	WR	1	5	5.0	5	0
17t	Leverett	NE-ARI	OG	1	0	0.0	0t	0
17t	Lock	NYG	QB	1	0	0.0	0t	0
17t	D. London	ATL	WR	1	0	0.0	0t	0
17t	Manhertz	NYG	TE	1	-1	-1.0	-1	0
17t	Mariota	WAS	QB	1	0	0.0	0t	0
17t	Ja. Matthews	ATL	OT	1	0	0.0	0t	0
17t	McCloud	ATL	WR	1	0	0.0	0t	0
17t	McNichols	WAS	RB	1	0	0.0	0t	0
17t	Melton	GB	WR	1	0	0.0	0t	0
17t	Montgomery	DET	RB	1	0	0.0	0t	0
17t	Powell	MIN	WR	1	7	7.0	7	0
17t	Pryor	CHI	OT	1	0	0.0	0t	0
17t	Ragnow	DET	C	1	0	0.0	0t	0
17t	*Rattler	NO	QB	1	0	0.0	0t	0
17t	Reynolds	DET	RB	1	0	0.0	0t	0
17t	Rush	DAL	QB	1	0	0.0	0t	0
17t	*J. Sanders	CAR	TE	1	2	2.0	2	0

2024 NATIONAL FOOTBALL LEAGUE

NFC LEADERS IN RECOVERIES OF FUMBLES BY OWN TEAM

RANK	PLAYER	TEAM	POS	REC	YARDS	AVG	LONG	TD
17t	Skule	TB	OT	1	0	0.0	0t	0
17t	Thomas	NYG	OT	1	0	0.0	0t	0
17t	Van Roten	NYG	OG	1	0	0.0	0t	0
17t	*Ca. Williams	CHI	QB	1	0	0.0	0t	0
17t	Em. Wilson	GB	RB	1	0	0.0	0t	0
17t	Yiadam	SF	CB	1	0	0.0	0t	0
17t	Zeitler	DET	OG	1	0	0.0	0t	0

2024 NATIONAL FOOTBALL LEAGUE

NFC LEADERS IN RECOVERIES OF FUMBLES BY OPPOSING TEAM

RANK	PLAYER	TEAM	POS	REC	YARDS	AVG	LONG	TD
1t	Byard	CHI	FS	2	0	0.0	0t	0
1t	Chinn	WAS	SAF	2	0	0.0	0t	0
1t	Collins	SF	DT	2	0	0.0	0t	0
1t	Davis	DET	CB	2	49	24.5	49	0
1t	*Fiske	LAR	DT	2	8	4.0	8	0
1t	Gay	NO	LB	2	4	2.0	4	0
1t	Gordon	CHI	CB	2	0	0.0	0t	0
1t	Hicks	CHI	SAF	2	28	14.0	19	0
1t	Jewell	CAR	ILB	2	0	0.0	0t	0
1t	Luvu	WAS	LB	2	5	2.5	5	0
1t	Okereke	NYG	ILB	2	1	0.5	1	0
1t	Tuttle	CAR	DT	2	0	0.0	0t	0
1t	Wyatt	GB	DT	2	0	0.0	0t	0
14t	Alexander	GB	CB	1	0	0.0	0t	0
14t	*Arnold	DET	CB	1	-1	-1.0	-1	0
14t	Bates	ATL	SS	1	0	0.0	0t	0
14t	Baun	PHI	LB	1	0	0.0	0t	0
14t	*Bethune	SF	LB	1	0	0.0	0t	0
14t	Blankenship	PHI	SAF	1	16	16.0	16	0
14t	Bosa	SF	DE	1	0	0.0	0t	0
14t	K. Brooks	GB	DT	1	0	0.0	0t	0
14t	Bynum	MIN	SS	1	0	0.0	0t	0
14t	*Chatman	NYG	DT	1	0	0.0	0t	0
14t	Clark	GB	NT	1	0	0.0	0t	0
14t	Collier	ARI	DE	1	0	0.0	0t	0
14t	*Cooper	GB	LB	1	4	4.0	4	0
14t	Curl	LAR	SAF	1	33	33.0	33t	1
14t	Davidson	NYG	DT	1	0	0.0	0t	0
14t	Dean	PHI	LB	1	0	0.0	0t	0
14t	*DeJean	PHI	CB	1	0	0.0	0t	0
14t	Dexter	CHI	DT	1	0	0.0	0t	0
14t	Edwards	CHI	LB	1	0	0.0	0t	0
14t	Elliss	ATL	LB	1	0	0.0	0t	0
14t	Franks	CAR	TE	1	0	0.0	0t	0
14t	D. Hall	SEA	LB	1	36	36.0	36t	1
14t	L. Hall	TB	DE	1	0	0.0	0t	0
14t	Hayes	TB	DB	1	0	0.0	0t	0
14t	Hodge	ATL	WR	1	0	0.0	0t	1
14t	Jenkins	SEA	DB	1	102	102.0	102t	1
14t	J. Jones	ARI	DT	1	0	0.0	0t	0
14t	Lewis	DAL	CB	1	0	0.0	0t	0
14t	*Liufau	DAL	LB	1	0	0.0	0t	0
14t	Mathieu	NO	FS	1	0	0.0	0t	0
14t	McCullum	TB	CB	1	0	0.0	0t	0
14t	McFadden	NYG	LB	1	0	0.0	0t	0
14t	McKinney	GB	SAF	1	7	7.0	7	0
14t	Melton	GB	WR	1	0	0.0	0t	0
14t	Nelson	TB	LB	1	0	0.0	0t	0
14t	*Newton	WAS	DT	1	2	2.0	2	0
14t	*Nubin	NYG	SAF	1	2	2.0	2	0
14t	Ojulari	NYG	LB	1	0	0.0	0t	0
14t	Pace	MIN	LB	1	36	36.0	36t	1
14t	Phillips	MIN	DT	1	0	0.0	0t	0
14t	Ringo	PHI	CB	1	0	0.0	0t	0
14t	Rodriguez	DET	LB-FB	1	0	0.0	0t	0

2024 NATIONAL FOOTBALL LEAGUE

NFC LEADERS IN RECOVERIES OF FUMBLES BY OPPOSING TEAM

RANK	PLAYER	TEAM	POS	REC	YARDS	AVG	LONG	TD
14t	Russell	TB	ILB	1	0	0.0	0t	0
14t	Smith	MIN	FS	1	0	0.0	0t	0
14t	Stille	TB-ARI	DE	1	0	0.0	0t	0
14t	Thomas	CIN-DET	DE	1	0	0.0	0t	0
14t	Thompson	ARI	DB	1	0	0.0	0t	0
14t	Van Ness	GB	DE	1	0	0.0	0t	0
14t	*Verse	LAR	LB	1	0	0.0	0t	0
14t	Wagner	WAS	MLB	1	0	0.0	0t	0
14t	*Wallace	CAR	LB	1	0	0.0	0t	0
14t	Ji. Ward	MIN	LB	1	2	2.0	2	0
14t	White	ARI	OLB	1	0	0.0	0t	0
14t	Williams	PHI	DT	1	0	0.0	0t	0
14t	Wilson	DAL	DB	1	0	0.0	0t	0
14t	Ma. Wilson	ARI	LB	1	0	0.0	0t	0
14t	Mi. Wilson	ARI	WR	1	0	0.0	0t	0
14t	Winfield	TB	SAF	1	58	58.0	58t	1
14t	Yiadam	SF	CB	1	0	0.0	0t	0

2024 NATIONAL FOOTBALL LEAGUE

NFL LEADING PASSERS

RANK	PLAYER	TEAM	ATT	COMP	COMP%	YDS	YPA	TD	TD%	LONG	INT	INT%	RATING
1	L. Jackson	BAL	288	199	69.1%	2669	9.27	24	8.3%	84t	2	0.7%	123.2
2	Burrow	CIN	358	246	68.7%	2672	7.46	24	6.7%	70t	4	1.1%	108.1
3	Goff	DET	241	173	71.8%	2080	8.63	16	6.6%	70t	9	3.7%	104.4
4	Mayfield	TB	344	243	70.6%	2505	7.28	24	7.0%	55t	9	2.6%	103.6
5	Hurts	PHI	235	164	69.8%	1976	8.41	12	5.1%	67t	5	2.1%	103.4
6	Herbert	LAC	241	159	66.0%	1889	7.84	11	4.6%	66t	1	0.4%	103.2
7	Carr	NO	184	124	67.4%	1494	8.12	11	6.0%	70t	4	2.2%	102.9
8	*Daniels	WAS	262	180	68.7%	2147	8.19	9	3.4%	66	2	0.8%	101.7
9	K. Murray	ARI	276	191	69.2%	2058	7.46	12	4.3%	60t	3	1.1%	100.8
10	Allen	BUF	299	190	63.5%	2281	7.63	17	5.7%	63t	4	1.3%	100.2
11	Darnold	MIN	261	179	68.6%	2141	8.20	17	6.5%	97t	10	3.8%	99.2
12	Cousins	ATL	333	227	68.2%	2634	7.91	17	5.1%	52	8	2.4%	98.9
13	Purdy	SF	278	181	65.1%	2454	8.83	12	4.3%	76t	7	2.5%	97.0
14	Mahomes	KC	311	216	69.5%	2208	7.10	12	3.9%	54t	9	2.9%	90.3
15	Stroud	HOU	329	207	62.9%	2371	7.21	12	3.6%	67t	6	1.8%	89.1
16	G. Smith	SEA	342	233	68.1%	2560	7.49	11	3.2%	71t	10	2.9%	88.6
17	Love	GB	240	147	61.3%	1820	7.58	15	6.3%	70t	10	4.2%	88.2
18	Lawrence	JAX	274	168	61.3%	2004	7.31	11	4.0%	85t	6	2.2%	87.9
19	Stafford	LAR	322	214	66.5%	2262	7.02	9	2.8%	63	7	2.2%	87.0
20	Rodgers	NYJ	351	219	62.4%	2258	6.43	15	4.3%	57	7	2.0%	86.8
21	Prescott	DAL	286	185	64.7%	1978	6.92	11	3.8%	65t	8	2.8%	86.0
22	*Nix	DEN	324	206	63.6%	1968	6.07	10	3.1%	49	6	1.9%	82.9
23	*Ca. Williams	CHI	294	178	60.5%	1785	6.07	9	3.1%	47	5	1.7%	81.0
24	Minshev	LV	221	148	67.0%	1501	6.79	6	2.7%	57t	8	3.6%	80.2
25	Jones	NYG	341	216	63.3%	2070	6.07	8	2.3%	43	7	2.1%	79.4
26	D. Watson	CLE	216	137	63.4%	1148	5.31	5	2.3%	35	3	1.4%	79.0

2024 NATIONAL FOOTBALL LEAGUE

NFL LEADING PASSERS, RANKS

PLAYER	TEAM	ATT	COMP	COMP%	YDS	YPA	TD	TD%	INT	INT%	RATING
L. Jackson	BAL	13	11	6	2	1	1t	1	2t	2	1
Burrow	CIN	1	1	7	1	13	1t	3	6t	5	2
Goff	DET	20t	19	1	14	3	7	4	21t	24	3
Mayfield	TB	3	2	2	5	16	1t	2	21t	19	4
Hurts	PHI	23	21	3	19	4	10t	9	9t	13	5
Herbert	LAC	20t	22	15	21	9	15t	11	1	1	6
Carr	NO	26	26	12	25	7	15t	7	6t	14t	7
*Daniels	WAS	18	16	8	12	6	21t	19	2t	3	8
K. Murray	ARI	16	12	5	16	14	10t	12	4t	4	9
Allen	BUF	11	13	19	8	10	4t	8	6t	6	10
Darnold	MIN	19	17	9	13	5	4t	5	24t	25	11
Cousins	ATL	6	4	10	3	8	4t	10	18t	17	12
Purdy	SF	15	15	16	6	2	10t	13	14t	18	13
Mahomes	KC	10	6t	4	11	18	10t	16	21t	21	14
Stroud	HOU	7	9	22	7	17	10t	18	11t	9	15
G. Smith	SEA	4	3	11	4	12	15t	20	24t	22	16
Love	GB	22	24	25	22	11	8t	6	24t	26	17
Lawrence	JAX	17	20	24	17	15	15t	15	11t	16	18
Stafford	LAR	9	8	14	9	19	21t	23	14t	14t	19
Rodgers	NYJ	2	5	23	10	22	8t	14	14t	11	20
Prescott	DAL	14	14	17	18	20	15t	17	18t	20	21
*Nix	DEN	8	10	18	20	23	20	21	11t	10	22
*Ca. Williams	CHI	12	18	26	23	24	21t	22	9t	8	23
Minshew	LV	24	23	13	24	21	29t	24	18t	23	24
Jones	NYG	5	6t	21	15	25	25	25	14t	12	25
D. Watson	CLE	25	25	20	28	26	32t	26	4t	7	26

2024 NATIONAL FOOTBALL LEAGUE

NFL FOURTH-QUARTER PASSING LEADERS

RANK	PLAYER	TEAM	ATT	COMP	COMP%	YDS	YPA	TD	TD%	INT	INT%	RATING
1	L. Jackson	BAL	80	51	63.8%	708	8.85	7	8.8%	0	0.0%	121.3
2	*Daniels	WAS	66	47	71.2%	593	8.98	4	6.1%	0	0.0%	119.1
3	Mahomes	KC	58	40	69.0%	467	8.05	4	6.9%	0	0.0%	116.1
4	Flacco	IND	48	31	64.6%	447	9.31	5	10.4%	2	4.2%	112.1
5	Fields	PIT	39	23	59.0%	302	7.74	3	7.7%	0	0.0%	109.1
6	Mayfield	TB	100	69	69.0%	665	6.65	7	7.0%	1	1.0%	106.5
7	Tagovailoa	MIA	34	26	76.5%	215	6.32	1	2.9%	0	0.0%	102.0
8	Herbert	LAC	46	29	63.0%	344	7.48	2	4.3%	0	0.0%	100.3
9	Hurts	PHI	54	40	74.1%	504	9.33	2	3.7%	2	3.7%	99.6
10	Stafford	LAR	84	57	67.9%	659	7.85	3	3.6%	1	1.2%	98.3
11	Purdy	SF	70	52	74.3%	672	9.60	2	2.9%	3	4.3%	95.7
12	Winston	CLE	45	28	62.2%	296	6.58	3	6.7%	1	2.2%	94.3
13	Love	GB	58	35	60.3%	436	7.52	3	5.2%	1	1.7%	93.8
14	Burrow	CIN	78	49	62.8%	633	8.12	6	7.7%	4	5.1%	92.5
15	*Nix	DEN	83	58	69.9%	573	6.90	3	3.6%	2	2.4%	91.1
16	K. Murray	ARI	72	47	65.3%	504	7.00	1	1.4%	0	0.0%	90.3
17	*Maye	NE	55	33	60.0%	349	6.35	3	5.5%	1	1.8%	89.1
18	Goff	DET	60	39	65.0%	430	7.17	3	5.0%	2	3.3%	88.9
19	Allen	BUF	61	34	55.7%	430	7.05	2	3.3%	0	0.0%	88.8
20	*Ca. Williams	CHI	83	54	65.1%	494	5.95	3	3.6%	1	1.2%	88.1
21	D. Watson	CLE	58	39	67.2%	335	5.78	2	3.4%	1	1.7%	86.5
22	Prescott	DAL	75	41	54.7%	486	6.48	6	8.0%	3	4.0%	84.6
23	Minshew	LV	66	45	68.2%	465	7.05	3	4.5%	3	4.5%	84.5
24	Rodgers	NYJ	98	63	64.3%	601	6.13	3	3.1%	2	2.0%	82.9
25	Haener	NO	27	13	48.1%	172	6.37	1	3.7%	0	0.0%	81.1
26	G. Smith	SEA	115	75	65.2%	749	6.51	4	3.5%	4	3.5%	80.7
27	Stroud	HOU	77	49	63.6%	499	6.48	2	2.6%	2	2.6%	80.0
28	Carr	NO	47	27	57.4%	298	6.34	3	6.4%	2	4.3%	79.9
29	Lawrence	JAX	83	46	55.4%	515	6.20	3	3.6%	2	2.4%	76.1
30	Darnold	MIN	52	28	53.8%	392	7.54	2	3.8%	2	3.8%	75.2
31	Brissett	NE	51	28	54.9%	308	6.04	0	0.0%	0	0.0%	73.0
32	O'Connell	LV	45	27	60.0%	245	5.44	2	4.4%	2	4.4%	71.1
33	Rudolph	TEN	26	16	61.5%	112	4.31	1	3.8%	1	3.8%	68.1
34	Richardson	IND	45	20	44.4%	346	7.69	2	4.4%	2	4.4%	67.5
35	Rush	DAL	39	22	56.4%	167	4.28	1	2.6%	1	2.6%	64.8
36	Jones	NYG	119	68	57.1%	606	5.09	2	1.7%	4	3.4%	62.5
37	Young	CAR	60	33	55.0%	319	5.32	1	1.7%	2	3.3%	61.7
38	Cousins	ATL	90	53	58.9%	555	6.17	2	2.2%	5	5.6%	61.1
39	Levis	TEN	48	29	60.4%	201	4.19	1	2.1%	4	8.3%	42.1
40	*Rattler	NO	27	17	63.0%	116	4.30	0	0.0%	2	7.4%	41.6
41	Dalton	CAR	32	17	53.1%	135	4.22	0	0.0%	2	6.3%	37.9

2024 NATIONAL FOOTBALL LEAGUE

NFL THIRD-DOWN PASSING LEADERS

RANK	PLAYER	TEAM	ATT	COMP	COMP%	YDS	YPA	TD	TD%	INT	INT%	RATING
1	L. Jackson	BAL	70	45	64.3%	603	8.61	7	10.0%	0	0.0%	124.9
2	Goff	DET	60	40	66.7%	500	8.33	5	8.3%	0	0.0%	120.1
3	Burrow	CIN	91	58	63.7%	688	7.56	10	11.0%	1	1.1%	118.7
4	Herbert	LAC	73	46	63.0%	550	7.53	7	9.6%	0	0.0%	118.0
5	Carr	NO	51	34	66.7%	400	7.84	4	7.8%	0	0.0%	116.5
6	Mahomes	KC	82	55	67.1%	652	7.95	6	7.3%	1	1.2%	110.4
7	Cousins	ATL	86	57	66.3%	627	7.29	5	5.8%	0	0.0%	107.1
8	Mayfield	TB	85	56	65.9%	643	7.56	6	7.1%	3	3.5%	97.3
9	Allen	BUF	82	43	52.4%	595	7.26	6	7.3%	1	1.2%	95.3
10	Purdy	SF	77	45	58.4%	532	6.91	6	7.8%	2	2.6%	94.7
11	Fields	PIT	49	29	59.2%	343	7.00	2	4.1%	0	0.0%	94.2
12	Stroud	HOU	98	62	63.3%	774	7.90	3	3.1%	1	1.0%	93.7
13	K. Murray	ARI	58	34	58.6%	347	5.98	3	5.2%	0	0.0%	93.1
14	*Daniels	WAS	75	43	57.3%	621	8.28	2	2.7%	1	1.3%	87.7
15	*Nix	DEN	95	57	60.0%	593	6.24	5	5.3%	2	2.1%	86.9
16	Darnold	MIN	75	44	58.7%	507	6.76	5	6.7%	3	4.0%	84.7
17	Jones	NYG	92	59	64.1%	586	6.37	3	3.3%	2	2.2%	83.9
18	Prescott	DAL	68	41	60.3%	525	7.72	2	2.9%	2	2.9%	82.0
19	Rodgers	NYJ	92	52	56.5%	640	6.96	6	6.5%	4	4.3%	81.8
20	Hurts	PHI	60	37	61.7%	458	7.63	3	5.0%	3	5.0%	81.1
21	Tagovailoa	MIA	44	31	70.5%	402	9.14	0	0.0%	2	4.5%	79.9
22	D. Watson	CLE	47	29	61.7%	259	5.51	0	0.0%	0	0.0%	76.5
23	Lawrence	JAX	68	32	47.1%	338	4.97	4	5.9%	1	1.5%	75.5
24	Love	GB	55	25	45.5%	288	5.24	6	10.9%	3	5.5%	75.4
25	G. Smith	SEA	79	47	59.5%	552	6.99	2	2.5%	4	5.1%	68.1
26	Stafford	LAR	67	35	52.2%	400	5.97	2	3.0%	3	4.5%	61.8
27	Brissett	NE	53	29	54.7%	255	4.81	0	0.0%	1	1.9%	59.9
28	*Ca. Williams	CHI	75	38	50.7%	396	5.28	2	2.7%	3	4.0%	58.5
29	Minschew	LV	60	33	55.0%	302	5.03	1	1.7%	5	8.3%	39.7

2024 NATIONAL FOOTBALL LEAGUE

NFL LEADING RUSHERS

RANK	PLAYER	TEAM	ATT	YDS	AVG	LONG	TD
1	Henry	BAL	184	1120	6.1	87t	12
2	Barkley	PHI	171	991	5.8	65t	6
3	Hubbard	CAR	161	818	5.1	38t	6
4	Jacobs	GB	158	762	4.8	38t	3
5	Robinson	ATL	155	748	4.8	37t	6
6	Gibbs	DET	122	727	6.0	70t	7
7	Kamara	NO	167	715	4.3	24	6
8	Conner	ARI	159	697	4.4	22	5
9	Mason	SF	135	690	5.1	38	3
10	Dobbins	LAC	141	670	4.8	61	6
11	Pollard	TEN	151	666	4.4	41	3
12	K. Williams	LAR	176	664	3.8	30	8
13	Mixon	HOU	151	655	4.3	59	7
14	A. Jones	MIN	142	653	4.6	39	2
15	Harris	PIT	157	645	4.1	36t	3
16	Taylor	IND	126	616	4.9	58	5
17	Cook	BUF	128	576	4.5	49t	8
18	Swift	CHI	141	564	4.0	56t	4
19	Hall	NYJ	136	554	4.1	42	3
20	*Tracy	NYG	107	545	5.1	45t	3
21	L. Jackson (QB)	BAL	91	538	5.9	33	2
22	C. Brown	CIN	118	521	4.4	30t	5
23	Montgomery	DET	122	520	4.3	21	8
24	Bigsby	JAX	95	519	5.5	65t	4
25	Stevenson	NE	134	512	3.8	33t	6
26	*Irving	TB	96	492	5.1	32	4
27	*Daniels (QB)	WAS	85	464	5.5	46	4
28	Robinson	WAS	101	461	4.6	40	6
29	Achane	MIA	105	457	4.4	47	2
30	Hunt	KC	125	449	3.6	15	5
31	Allgeier	ATL	85	429	5.0	24	2
32	Walker	SEA	99	398	4.0	28	6
33	Williams	DEN	103	388	3.8	20	2
34	Hurts (QB)	PHI	93	378	4.1	24	10
35	Dowdle	DAL	83	374	4.5	19	0
36	K. Murray (QB)	ARI	46	371	8.1	50t	4
37	Ekeler	WAS	63	326	5.2	50	4
38	Singleton	NYG	78	323	4.1	43	2
39	White	TB	80	306	3.8	56	1
40	Mattison	LV	92	301	3.3	24	3
41	Etienne	JAX	70	298	4.3	22	2
42	*Nix (QB)	DEN	61	290	4.8	32	4
43	J. Ford	CLE	52	269	5.2	36	1
44	*Davis	BUF	64	268	4.2	22	2
45	Jones (QB)	NYG	67	265	4.0	24	2
46	Gibson	NE	62	262	4.2	45	0
47	Allen (QB)	BUF	55	261	4.7	21	4
48	Em. Wilson	GB	55	254	4.6	19	1
49t	Moss	CIN	74	242	3.3	16	2
49t	Richardson (QB)	IND	41	242	5.9	26	1

2024 NATIONAL FOOTBALL LEAGUE

NFL THIRD-AND-ONE RUSHING LEADERS

RANK	PLAYER	TEAM	ATT	FD	PCT
1t	*Allen	NYJ	8	8	100.0%
1t	Jones (QB)	NYG	8	8	100.0%
1t	Robinson	ATL	5	5	100.0%
1t	Burrow (QB)	CIN	4	4	100.0%
1t	*Daniels (QB)	WAS	4	4	100.0%
1t	Darnold (QB)	MIN	4	4	100.0%
1t	Levis (QB)	TEN	4	4	100.0%
1t	Achane	MIA	3	3	100.0%
1t	Fields (QB)	PIT	3	3	100.0%
1t	Hill	BAL	3	3	100.0%
1t	Hill (TE)	NO	3	3	100.0%
1t	Hunt	KC	3	3	100.0%
1t	L. Jackson (QB)	BAL	3	3	100.0%
1t	Mixon	HOU	3	3	100.0%
15	K. Williams	LAR	9	8	88.9%
16t	Dobbins	LAC	7	6	85.7%
16t	Hubbard	CAR	7	6	85.7%
18t	Henry	BAL	6	5	83.3%
18t	Robinson	WAS	6	5	83.3%
20	Hurts (QB)	PHI	13	10	76.9%
21t	Montgomery	DET	8	6	75.0%
21t	Haskins	LAC	4	3	75.0%
21t	Jacobs	GB	4	3	75.0%
24	*Nix (QB)	DEN	7	5	71.4%
25t	A. Jones	MIN	6	4	66.7%
25t	Kamara	NO	6	4	66.7%
27t	Conner	ARI	5	3	60.0%
27t	Moss	CIN	5	3	60.0%
27t	*Steele	KC	5	3	60.0%
30	Hall	NYJ	7	4	57.1%
31t	Taylor	IND	8	4	50.0%
31t	Ingold	MIA	6	3	50.0%

2024 NATIONAL FOOTBALL LEAGUE

NFL LEADERS IN RECEPTIONS

RANK	PLAYER	TEAM	REC	YDS	AVG	LONG	TD
1	Chase	CIN	66	981	14.9	70t	10
2	Wilson	NYJ	65	704	10.8	35	5
3	*Nabers	NYG	61	607	10.0	39	3
4	Kelce (TE)	KC	60	499	8.3	38	2
5	Lamb	DAL	59	681	11.5	65t	4
6	D. London	ATL	58	649	11.2	31	6
7	*Bowers (TE)	LV	57	580	10.2	57t	2
8	Robinson	NYG	56	394	7.0	23	2
9	St. Brown	DET	54	524	9.7	35t	7
10	Jefferson	MIN	53	831	15.7	97t	5
11	Kamara (RB)	NO	51	421	8.3	57t	1
12t	Flowers	BAL	50	688	13.8	53t	3
12t	Godwin	TB	50	576	11.5	55t	5
12t	Smith-Njigba	SEA	50	568	11.4	46	3
15t	McBride (TE)	ARI	49	552	11.3	37	0
15t	Otton (TE)	TB	49	456	9.3	29	4
17	Shakir	BUF	48	529	11.0	52	2
18t	McLaurin	WAS	47	711	15.1	66	6
18t	Diggs	HOU	47	496	10.6	49	3
20	Mooney	ATL	46	684	14.9	41t	5
21	Downs	IND	45	483	10.7	69t	3
22	Kittle (TE)	SF	43	560	13.0	43	7
23t	Sutton	DEN	42	569	13.5	37	3
23t	Ferguson (TE)	DAL	42	358	8.5	27	0
23t	Achane (RB)	MIA	42	317	7.5	39	3
26t	Kupp	LAR	41	382	9.3	27	2
26t	Robinson (RB)	ATL	41	331	8.1	29	1
28t	Pickens	PIT	40	639	16.0	44	2
28t	Henry (TE)	NE	40	428	10.7	35	1
28t	D. Moore	CHI	40	398	9.9	44	3
31t	Meyers	LV	39	430	11.0	33	2
31t	Hall (RB)	NYJ	39	358	9.2	57	1
31t	Douglas	NE	39	356	9.1	35t	1
34	D. Adams	LV-NYJ	38	415	10.9	37t	2
35t	*B. Thomas	JAX	37	607	16.4	85t	5
35t	*McConkey	LAC	37	492	13.3	60t	4
35t	D. Smith	PHI	37	487	13.2	46	4
35t	T. Hill	MIA	37	462	12.5	80t	2
35t	Ertz (TE)	WAS	37	381	10.3	24	1
35t	White (RB)	TB	37	291	7.9	32	4
41	Reed	GB	36	620	17.2	70t	3
42t	Metcalf	SEA	35	568	16.2	71t	3
42t	Dell	HOU	35	394	11.3	50	2
42t	McCloud	ATL	35	335	9.6	22	1
45t	Pitts (TE)	ATL	34	485	14.3	52	3
45t	Lockett	SEA	34	456	13.4	37	2
45t	Gesicki (TE)	CIN	34	383	11.3	47t	2
45t	Kincaid (TE)	BUF	34	356	10.5	28	2
49t	*Harrison	ARI	33	499	15.1	60t	6
49t	Jeudy	CLE	33	418	12.7	35	1
49t	Tolbert	DAL	33	367	11.1	48	3
49t	J. Smith (TE)	MIA	33	347	10.5	33	1
49t	Dissly (TE)	LAC	33	272	8.2	22	0
49t	Moore	CLE	33	249	7.5	22	0

2024 NATIONAL FOOTBALL LEAGUE

NFL RECEIVING YARDAGE LEADERS

RANK	PLAYER	TEAM	YDS	REC	AVG	LONG	TD
1	Chase	CIN	981	66	14.9	70t	10
2	Jefferson	MIN	831	53	15.7	97t	5
3	McLaurin	WAS	711	47	15.1	66	6
4	Wilson	NYJ	704	65	10.8	35	5
5	Flowers	BAL	688	50	13.8	53t	3
6	Mooney	ATL	684	46	14.9	41t	5
7	Lamb	DAL	681	59	11.5	65t	4
8	D. London	ATL	649	58	11.2	31	6
9	Pickens	PIT	639	40	16.0	44	2
10	Reed	GB	620	36	17.2	70t	3
11t	*Nabers	NYG	607	61	10.0	39	3
11t	*B. Thomas	JAX	607	37	16.4	85t	5
13	*Bowers (TE)	LV	580	57	10.2	57t	2
14	Godwin	TB	576	50	11.5	55t	5
15	Sutton	DEN	569	42	13.5	37	3
16t	Metcalf	SEA	568	35	16.2	71t	3
16t	Smith-Njigba	SEA	568	50	11.4	46	3
18	Collins	HOU	567	32	17.7	67t	3
19	Kittle (TE)	SF	560	43	13.0	43	7
20	A. Brown	PHI	553	28	19.8	67t	3
21	McBride (TE)	ARI	552	49	11.3	37	0
22	Shakir	BUF	529	48	11.0	52	2
23	St. Brown	DET	524	54	9.7	35t	7
24	Pierce	IND	516	23	22.4	65t	4
25	Bateman	BAL	501	31	16.2	59	4
26t	*Harrison	ARI	499	33	15.1	60t	6
26t	Kelce (TE)	KC	499	60	8.3	38	2
28	Jennings	SF	497	32	15.5	45	3
29	Diggs	HOU	496	47	10.6	49	3
30	*McConkey	LAC	492	37	13.3	60t	4
31	D. Smith	PHI	487	37	13.2	46	4
32	Pitts (TE)	ATL	485	34	14.3	52	3
33t	Downs	IND	483	45	10.7	69t	3
33t	Ridley	TEN	483	32	15.1	47	3
35	Slayton	NYG	469	32	14.7	43	1
36	Samuel	SF	468	29	16.1	76t	1
37	T. Hill	MIA	462	37	12.5	80t	2
38t	Lockett	SEA	456	34	13.4	37	2
38t	Otton (TE)	TB	456	49	9.3	29	4
40	Meyers	LV	430	39	11.0	33	2
41	Henry (TE)	NE	428	40	10.7	35	1
42	Kamara (RB)	NO	421	51	8.3	57t	1
43	Jeudy	CLE	418	33	12.7	35	1
44	*Coleman	BUF	417	22	19.0	57	3
45	D. Adams	LV-NYJ	415	38	10.9	37t	2
46t	*Oduze	CHI	414	28	14.8	47	1
46t	J. Williams	DET	414	20	20.7	70t	3
48t	Doubs	GB	412	30	13.7	39	2
48t	Lazard	NYJ	412	30	13.7	52t	5
50	Olave	NO	400	32	12.5	39	1

2024 NATIONAL FOOTBALL LEAGUE

NFL THIRD-DOWN RECEIVING LEADERS

RANK	PLAYER	TEAM	REC	YDS	AVG	LONG	TD
1	Robinson	NYG	21	157	7.5	15	1
2	*Nabers	NYG	18	240	13.3	39	2
3t	Wilson	NYJ	17	202	11.9	26t	2
3t	Kelce (TE)	KC	17	197	11.6	38	1
5t	Sutton	DEN	16	281	17.6	33	2
5t	Pickens	PIT	16	214	13.4	37	0
5t	Godwin	TB	16	197	12.3	24	0
8	Otton (TE)	TB	15	157	10.5	29	2
9t	Shakir	BUF	14	234	16.7	52	1
9t	Chase	CIN	14	196	14.0	63t	2
9t	Kittle (TE)	SF	14	173	12.4	41	4
9t	Dell	HOU	14	171	12.2	31	0
13t	Henry (TE)	NE	13	158	12.2	32	0
13t	St. Brown	DET	13	128	9.8	18	2
13t	Diggs	HOU	13	127	9.8	21	1
13t	Moore	CLE	13	117	9.0	22	0
17t	McLaurin	WAS	12	255	21.3	66	2
17t	Mooney	ATL	12	153	12.8	30t	2
17t	Gesicki (TE)	CIN	12	150	12.5	47t	1
17t	Smith-Njigba	SEA	12	136	11.3	24	0
17t	Downs	IND	12	133	11.1	25	1
17t	*Bowers (TE)	LV	12	127	10.6	27	0
17t	D. London	ATL	12	127	10.6	18	3
24t	Collins	HOU	11	170	15.5	34	1
24t	Jefferson	MIN	11	161	14.6	41	2
24t	Waddle	MIA	11	153	13.9	36	0
24t	Slayton	NYG	11	124	11.3	36	0
24t	Hill (RB)	BAL	11	120	10.9	24	0
24t	Jennings	SF	11	119	10.8	31t	2
24t	J. Smith (TE)	MIA	11	117	10.6	33	1
24t	Douglas	NE	11	116	10.5	35t	1
24t	*McConkey	LAC	11	114	10.4	18	2
24t	Lamb	DAL	11	104	9.5	27	0
24t	Ferguson (TE)	DAL	11	82	7.5	24	0
24t	M. Sanders (RB)	CAR	11	53	4.8	12	0
36t	Johnston	LAC	10	179	17.9	66t	4
36t	McCloud	ATL	10	124	12.4	22	0
36t	Pitts (TE)	ATL	10	105	10.5	23	0
36t	Freiermuth (TE)	PIT	10	99	9.9	21	2
40t	Lazard	NYJ	9	150	16.7	36t	2
40t	Perine (RB)	KC	9	127	14.1	35	1
40t	Higgins	CIN	9	113	12.6	25t	3
40t	Meyers	LV	9	99	11.0	21	0
40t	Bateman	BAL	9	94	10.4	16t	2
40t	Williams (RB)	DEN	9	87	9.7	34	0
40t	Kmet (TE)	CHI	9	76	8.4	25	0
40t	Tucker	LV	9	73	8.1	14	0
40t	White (RB)	TB	9	71	7.9	22	0
49t	Lockett	SEA	8	136	17.0	37	1
49t	Reed	GB	8	123	15.4	70t	2
49t	Samuel	SF	8	122	15.3	47	0
49t	A. Brown	PHI	8	120	15.0	22t	1
49t	Palmer	LAC	8	117	14.6	28t	1
49t	Flowers	BAL	8	116	14.5	26	1
49t	Ogunbowale (RB)	HOU	8	115	14.4	31	0

2024 NATIONAL FOOTBALL LEAGUE

NFL THIRD-DOWN RECEIVING LEADERS

RANK	PLAYER	TEAM	REC	YDS	AVG	LONG	TD
49t	Tillman	CLE	8	108	13.5	25	1
49t	Kirk	JAX	8	106	13.3	30	1
49t	*J. Sanders (TE)	CAR	8	83	10.4	29	1
49t	Ertz (TE)	WAS	8	80	10.0	21	0
49t	Dortch	ARI	8	75	9.4	14	0
49t	*Legette	CAR	8	75	9.4	26	1
49t	*Vele	DEN	8	75	9.4	20	1
49t	Parkinson (TE)	LAR	8	74	9.3	15	0
49t	Kamara (RB)	NO	8	67	8.4	20	0

2024 NATIONAL FOOTBALL LEAGUE

NFL LEADING SCORERS (NON-KICKING)

RANK	PLAYER	TEAM	POS	TOUCHDOWNS				X2	PTS
				TOTAL	RUSH	REC	RET		
1	Henry	BAL	RB	14	12	2	0	0	84
2t	Chase	CIN	WR	10	0	10	0	0	60
2t	Hurts	PHI	QB	10	10	0	0	0	60
2t	K. Williams	LAR	RB	10	8	2	0	0	60
5	Cook	BUF	RB	9	8	1	0	0	54
6	Barkley	PHI	RB	8	6	2	0	2	52
7t	Gibbs	DET	RB	8	7	1	0	0	48
7t	Mixon	HOU	RB	8	7	1	0	0	48
7t	Montgomery	DET	RB	8	8	0	0	0	48
10t	C. Brown	CIN	RB	7	5	2	0	1	44
10t	Stevenson	NE	RB	7	6	1	0	1	44
12t	Hubbard	CAR	RB	7	6	1	0	0	42
12t	Kamara	NO	RB	7	6	1	0	0	42
12t	Kittle	SF	TE	7	0	7	0	0	42
12t	Robinson	ATL	RB	7	6	1	0	0	42
12t	St. Brown	DET	WR	7	0	7	0	0	42
12t	Walker	SEA	RB	7	6	1	0	0	42
18t	Dobbins	LAC	RB	6	6	0	0	0	36
18t	Evans	TB	WR	6	0	6	0	0	36
18t	*Harrison	ARI	WR	6	0	6	0	0	36
18t	D. London	ATL	WR	6	0	6	0	0	36
18t	McLaurin	WAS	WR	6	0	6	0	0	36
18t	Robinson	WAS	RB	6	6	0	0	0	36
24t	Conner	ARI	RB	5	5	0	0	2	34
24t	*B. Thomas	JAX	WR	5	0	5	0	2	34
26t	Kraft	GB	TE	5	0	5	0	1	32
26t	Wilson	NYJ	WR	5	0	5	0	1	32
28t	Achane	MIA	RB	5	2	3	0	0	30
28t	Andrews	BAL	TE	5	0	5	0	0	30
28t	Charbonnet	SEA	RB	5	4	1	0	0	30
28t	Fields	PIT	QB	5	5	0	0	0	30
28t	Godwin	TB	WR	5	0	5	0	0	30
28t	Hunt	KC	RB	5	5	0	0	0	30
28t	Jefferson	MIN	WR	5	0	5	0	0	30
28t	Johnston	LAC	WR	5	0	5	0	0	30
28t	Lazard	NYJ	WR	5	0	5	0	0	30
28t	Mooney	ATL	WR	5	0	5	0	0	30
28t	*Nix	DEN	QB	5	4	1	0	0	30
28t	Robinson	LAR	WR	5	0	5	0	0	30
28t	Taylor	IND	RB	5	5	0	0	0	30
28t	White	TB	RB	5	1	4	0	0	30
28t	*Worthy	KC	WR	5	2	3	0	0	30
43t	Lamb	DAL	WR	4	0	4	0	1	26
43t	Mattison	LV	RB	4	3	1	0	1	26
43t	Ridley	TEN	WR	4	1	3	0	0	26
43t	Swift	CHI	RB	4	4	0	0	1	26

2024 NATIONAL FOOTBALL LEAGUE

NFL LEADING SCORERS (NON-KICKING)

RANK	PLAYER	TEAM	POS	TOUCHDOWNS				X2	PTS
				TOTAL	RUSH	REC	RET		
47t	Allen	BUF	QB	4	4	0	0	0	24
47t	Bateman	BAL	WR	4	0	4	0	0	24
47t	Bigsby	JAX	RB	4	4	0	0	0	24
47t	*Daniels	WAS	QB	4	4	0	0	0	24
47t	Diggs	HOU	WR	4	1	3	0	0	24
47t	Ekeler	WAS	RB	4	4	0	0	0	24
47t	Hall	NYJ	RB	4	3	1	0	0	24
47t	Iosivas	CIN	WR	4	0	4	0	0	24
47t	*Irving	TB	RB	4	4	0	0	0	24
47t	Jacobs	GB	RB	4	3	1	0	0	24
47t	R. Johnson	CHI	RB	4	4	0	0	0	24
47t	*Legette	CAR	WR	4	0	4	0	0	24
47t	*McConkey	LAC	WR	4	0	4	0	0	24
47t	McNichols	WAS	RB	4	4	0	0	0	24
47t	K. Murray	ARI	QB	4	4	0	0	0	24
47t	Nailor	MIN	WR	4	0	4	0	0	24
47t	Otton	TB	TE	4	0	4	0	0	24
47t	Pierce	IND	WR	4	0	4	0	0	24
47t	Reed	GB	WR	4	1	3	0	0	24
47t	Shaheed	NO	WR	4	0	3	1	0	24
47t	D. Smith	PHI	WR	4	0	4	0	0	24
47t	Westbrook-Ikhine	TEN	WR	4	0	4	0	0	24
47t	Wicks	GB	WR	4	0	4	0	0	24

2024 NATIONAL FOOTBALL LEAGUE

NFL LEADING SCORERS (KICKING)

RANK	PLAYER	TEAM	PAT	FG	FG%	LONG	PTS
1	Seibert	WAS	22/22	25/27	92.6%	55	97
2	Fairbairn	HOU	20/20	24/29	82.8%	59	92
3	Boswell	PIT	20/20	23/24	95.8%	57	89
4	Bass	BUF	30/33	18/21	85.7%	61	84
5	Tucker	BAL	37/38	15/19	78.9%	56	82
6	Aubrey	DAL	13/13	22/24	91.7%	65	79
7	McLaughlin	TB	29/30	16/17	94.1%	56	77
8t	Butker	KC	21/22	18/20	90.0%	53	75
8t	Grupe	NO	21/23	18/19	94.7%	57	75
10t	Bates	DET	32/33	14/14	100.0%	58	74
10t	Koo	ATL	23/23	17/24	70.8%	58	74
12	Lutz	DEN	19/19	18/21	85.7%	52	73
13	Dicker	LAC	15/18	19/21	90.5%	59	72
14	McPherson	CIN	29/30	13/17	76.5%	56	68
15	Gay	IND	19/19	16/19	84.2%	54	67
16	*Reichard	MIN	23/23	14/16	87.5%	58	65
17t	*Karty	LAR	15/17	16/19	84.2%	55	63
17t	Sanders	MIA	12/12	17/21	81.0%	56	63
19t	Carlson	LV	14/14	16/18	88.9%	54	62
19t	Moody	SF	14/14	16/20	80.0%	53	62
19t	Slye	NE	14/14	16/19	84.2%	63	62
22	Elliott	PHI	23/23	12/15	80.0%	49	59
23t	*C. Little	JAX	19/19	13/14	92.9%	53	58
23t	Myers	SEA	22/23	12/15	80.0%	59	58
25t	Folk	TEN	17/17	12/13	92.3%	53	53
25t	Pineiro	CAR	17/17	12/13	92.3%	53	53
27t	Hopkins	CLE	10/12	14/18	77.8%	56	52
27t	*Narveson	GB	16/16	12/17	70.6%	47	52
29	Santos	CHI	15/16	12/14	85.7%	54	51
30	Ryland	ARI	13/13	11/12	91.7%	57	46
31	Joseph	DET-NYG	6/6	13/16	81.3%	52	45
32	Zuerlein	NYJ	13/14	9/15	60.0%	40	40
33	Prater	ARI	10/10	6/6	100.0%	57	28
34	McManus	GB	6/6	6/7	85.7%	45	24
35	Carlson	SF-NYJ	3/4	5/5	100.0%	55	18
36t	Romo	MIN	0/0	4/4	100.0%	45	12
36t	Wright	SF	3/3	3/3	100.0%	41	12
38	Gano	NYG	2/2	3/4	75.0%	50	11
39t	Gonzalez	WAS	3/3	2/2	100.0%	48	9
39t	*Shrader	IND-NYJ	3/3	2/2	100.0%	45	9
41	*McAtamney	NYG	1/1	1/1	100.0%	31	4
42t	Patterson	NYJ	3/3	0/0	---	---	3
42t	Wishnowsky	SF	0/0	1/1	100.0%	26	3
44	York	WAS	2/2	0/2	0.0%	---	2
45	Gillan	NYG	0/1	0/0	---	---	0

2024 NATIONAL FOOTBALL LEAGUE

2024 NATIONAL FOOTBALL LEAGUE

NFL TOUCHBACKS ON KICKOFFS

RANK	PLAYER	TEAM	TB
1	Bass	BUF	49
2	Tucker	BAL	48
3t	Bates	DET	45
3t	McPherson	CIN	45
5	Reichard	MIN	40
6t	Butker	KC	39
6t	C. Little	JAX	39
8	Mann	PHI	38
9	Evans	LAR	37
10	Gay	IND	35
11t	Boswell	PIT	32
11t	Dicker	LAC	32
13	Fairbairn	HOU	30
14t	Gill	TB	29
14t	Lutz	DEN	29
14t	Slye	NE	29
17t	Moody	SF	28
17t	Sanders	MIA	28
17t	Zuerlein	NYJ	28
20	Folk	TEN	27
21	Pinion	ATL	26
22t	Myers	SEA	25
22t	Ryland	ARI	25
24t	Joseph	DET-NYG	23
24t	Santos	CHI	23
26	Carlson	LV	22
27	Hopkins	CLE	19
28t	Aubrey	DAL	18
28t	Camarda	TB	18
30t	Narveson	GB	17
30t	Prater	ARI	17
32	Pineiro	CAR	16
33	Seibert	WAS	14
34	Grupe	NO	12
35t	McManus	GB	8
35t	Shrader	IND-NYJ	8
37t	Gano	NYG	5
37t	Karty	LAR	5
37t	Koo	ATL	5
40t	McAtamney	NYG	4
40t	Romo	MIN	4
42t	Carlson	SF-NYJ	2
42t	Gillan	NYG	2
44t	Elliott	PHI	1
44t	Gonzalez	WAS	1
44t	Wright	SF	1
44t	York	WAS	1

2024 NATIONAL FOOTBALL LEAGUE

NFL MOST YARDS FROM SCRIMMAGE

RANK	PLAYER	TEAM	POS	TOTAL			RUSHING			RECEIVING		
				YDS	PLAYS	AVG	YDS	ATT	AVG	YDS	ATT	AVG
1	Henry	BAL	RB	1216	194	6.3	1120	184	6.1	96	10	9.6
2	Barkley	PHI	RB	1149	192	6.0	991	171	5.8	158	21	7.5
3	Kamara	NO	RB	1136	218	5.2	715	167	4.3	421	51	8.3
4	Robinson	ATL	RB	1079	196	5.5	748	155	4.8	331	41	8.1
5	Chase	CIN	WR	992	67	14.8	11	1	11.0	981	66	14.9
6	Conner	ARI	RB	944	183	5.2	697	159	4.4	247	24	10.3
7	Hubbard	CAR	RB	942	191	4.9	818	161	5.1	124	30	4.1
8	Gibbs	DET	RB	929	144	6.5	727	122	6.0	202	22	9.2
9	Hall	NYJ	RB	912	175	5.2	554	136	4.1	358	39	9.2
10	A. Jones	MIN	RB	911	170	5.4	653	142	4.6	258	28	9.2
11	Jacobs	GB	RB	890	177	5.0	762	158	4.8	128	19	6.7
12	Jefferson	MIN	WR	834	54	15.4	3	1	3.0	831	53	15.7
13	Pollard	TEN	RB	820	179	4.6	666	151	4.4	154	28	5.5
14	Mixon	HOU	RB	814	167	4.9	655	151	4.3	159	16	9.9
15	K. Williams	LAR	RB	800	201	4.0	664	176	3.8	136	25	5.4
16	Harris	PIT	RB	797	174	4.6	645	157	4.1	152	17	8.9
17	Swift	CHI	RB	794	167	4.8	564	141	4.0	230	26	8.8
18	Dobbins	LAC	RB	782	165	4.7	670	141	4.8	112	24	4.7
19	Mason	SF	RB	776	145	5.4	690	135	5.1	86	10	8.6
20	Achane	MIA	RB	774	147	5.3	457	105	4.4	317	42	7.5
21	Cook	BUF	RB	751	148	5.1	576	128	4.5	175	20	8.8
22	Lamb	DAL	WR	736	70	10.5	55	11	5.0	681	59	11.5
23	Flowers	BAL	WR	735	56	13.1	47	6	7.8	688	50	13.8
24	Reed	GB	WR	730	47	15.5	110	11	10.0	620	36	17.2
25	Taylor	IND	RB	724	138	5.2	616	126	4.9	108	12	9.0
26	McLaurin	WAS	WR	713	49	14.6	2	2	1.0	711	47	15.1
27	Wilson	NYJ	WR	709	66	10.7	5	1	5.0	704	65	10.8
28	Montgomery	DET	RB	705	140	5.0	520	122	4.3	185	18	10.3
29	Mooney	ATL	WR	684	46	14.9	0	0	---	684	46	14.9
30	*Irving	TB	RB	680	122	5.6	492	96	5.1	188	26	7.2
31	C. Brown	CIN	RB	671	148	4.5	521	118	4.4	150	30	5.0
32	*Tracy	NYG	RB	662	125	5.3	545	107	5.1	117	18	6.5
33	D. London	ATL	WR	649	58	11.2	0	0	---	649	58	11.2
34	Pickens	PIT	WR	633	42	15.1	-6	2	-3.0	639	40	16.0
35	*B. Thomas	JAX	WR	622	40	15.6	15	3	5.0	607	37	16.4
36	Walker	SEA	RB	615	129	4.8	398	99	4.0	217	30	7.2
37	Stevenson	NE	RB	614	158	3.9	512	134	3.8	102	24	4.3
38	Williams	DEN	RB	610	134	4.6	388	103	3.8	222	31	7.2
39	*Nabers	NYG	WR	605	65	9.3	-2	4	-0.5	607	61	10.0
40	White	TB	RB	597	117	5.1	306	80	3.8	291	37	7.9
41	*Bowers	LV	TE	592	58	10.2	12	1	12.0	580	57	10.2
42	Ekeler	WAS	RB	581	86	6.8	326	63	5.2	255	23	11.1
43	Godwin	TB	WR	578	51	11.3	2	1	2.0	576	50	11.5
44	Sutton	DEN	WR	569	42	13.5	0	0	---	569	42	13.5
45t	Metcalfe	SEA	WR	568	35	16.2	0	0	---	568	35	16.2
45t	Smith-Njigba	SEA	WR	568	50	11.4	0	0	---	568	50	11.4
47	Collins	HOU	WR	567	32	17.7	0	0	---	567	32	17.7
48	Hunt	KC	RB	565	139	4.1	449	125	3.6	116	14	8.3
49	Kittle	SF	TE	560	43	13.0	0	0	---	560	43	13.0
50	Bigsby	JAX	RB	555	98	5.7	519	95	5.5	36	3	12.0

2024 NATIONAL FOOTBALL LEAGUE

NFL LEADERS IN FIRST DOWNS

RANK	PLAYER	TEAM	POS	TOTAL	RUSH	REC
1	Kamara	NO	RB	55	42	13
2	Conner	ARI	RB	54	46	8
3t	Henry	BAL	RB	53	48	5
3t	K. Williams	LAR	RB	53	47	6
5	Robinson	ATL	RB	52	37	15
6	Barkley	PHI	RB	48	39	9
7	Hubbard	CAR	RB	47	40	7
8	Chase	CIN	WR	45	1	44
9	Gibbs	DET	RB	42	31	11
10t	Jacobs	GB	RB	41	34	7
10t	Wilson	NYJ	WR	41	1	40
12t	Cook	BUF	RB	40	31	9
12t	Dobbins	LAC	RB	40	34	6
12t	Hurts	PHI	QB	40	40	0
12t	Montgomery	DET	RB	40	34	6
16t	A. Jones	MIN	RB	39	28	11
16t	Mixon	HOU	RB	39	32	7
18	Taylor	IND	RB	38	32	6
19t	Jefferson	MIN	WR	37	0	37
19t	Pollard	TEN	RB	37	31	6
21t	Achane	MIA	RB	36	20	16
21t	Harris	PIT	RB	36	30	6
21t	D. London	ATL	WR	36	0	36
21t	Mason	SF	RB	36	30	6
25t	Hall	NYJ	RB	35	24	11
25t	McLaurin	WAS	WR	35	0	35
25t	*Nabers	NYG	WR	35	1	34
28	St. Brown	DET	WR	34	0	34
29t	Flowers	BAL	WR	33	1	32
29t	Godwin	TB	WR	33	1	32
29t	*Irving	TB	RB	33	26	7
29t	Lamb	DAL	WR	33	3	30
29t	Mooney	ATL	WR	33	0	33
29t	Walker	SEA	RB	33	18	15
35t	Diggs	HOU	WR	32	1	31
35t	Hunt	KC	RB	32	25	7
37t	C. Brown	CIN	RB	31	21	10
37t	Swift	CHI	RB	31	24	7
39t	Dowdle	DAL	RB	30	21	9
39t	Stevenson	NE	RB	30	26	4
41t	Allgeier	ATL	RB	29	27	2
41t	*Bowers	LV	TE	29	1	28
41t	*Daniels	WAS	QB	29	29	0
41t	Robinson	WAS	RB	29	27	2
41t	Sutton	DEN	WR	29	0	29
41t	*Tracy	NYG	RB	29	25	4
41t	Williams	DEN	RB	29	21	8
48t	L. Jackson	BAL	QB	28	28	0
48t	Kelce	KC	TE	28	0	28
48t	Lockett	SEA	WR	28	0	28
48t	Mattison	LV	RB	28	19	9
48t	McBride	ARI	TE	28	1	27
48t	*Nix	DEN	QB	28	27	1
48t	White	TB	RB	28	15	13

2024 NATIONAL FOOTBALL LEAGUE

NFL PUNTING YARDS LEADERS

RANK	PLAYER	TEAM	POS	PUNTS	YARDS	LONG	AVG	TB	BLK	DWN	OB	RETURNS		IN20	NET AVG
												TOT	YDS		
1	Cole	LV	P	36	1921	70	53.4	5	1	3	6	14	181	15	44.3
2	Bojorquez	CLE	P	50	2600	84	52.0	3	0	7	6	23	344	23	43.9
3	Fox	DET	P	31	1595	68	51.5	4	0	4	1	13	90	14	46.0
4	Cooke	JAX	P	39	2004	73	51.4	3	0	0	8	15	139	21	46.3
5	Mann	PHI	P	29	1490	70	51.4	5	1	2	4	14	99	8	43.0
6	Stonehouse	TEN	P	43	2188	75	50.9	3	2	2	2	29	537	12	35.4
7	Baringer	NE	P	50	2541	75	50.8	6	0	5	2	25	357	22	41.3
8	Araiza	KC	P	26	1313	67	50.5	5	0	4	0	10	108	11	42.5
9	*Rehkov	CIN	P	34	1710	80	50.3	4	0	3	1	16	124	17	44.3
10	Anger	DAL	P	30	1496	62	49.9	1	0	3	1	15	199	11	42.6
11	Sanchez	IND	P	42	2085	65	49.6	4	0	2	3	15	175	20	43.6
12	Dickson	SEA	P	40	1978	68	49.5	4	0	1	4	20	190	14	42.7
13	Gillikin	ARI	P	30	1472	63	49.1	1	0	5	2	14	160	14	43.1
14	Way	WAS	P	25	1202	74	48.1	2	0	5	2	13	92	9	42.8
15	Martin	BUF	P	34	1634	65	48.1	4	0	3	5	14	121	16	42.1
16	Morstead	NYJ	P	42	2012	75	47.9	5	0	4	3	19	157	14	41.8
17t	Scott	LAC	P	45	2153	67	47.8	3	0	4	6	18	165	16	42.8
17t	*T. Taylor	CHI	P	45	2153	68	47.8	3	0	5	5	22	263	18	40.7
19	Whelan	GB	P	31	1478	74	47.7	2	0	3	4	11	77	13	43.9
20	Pinion	ATL	P	28	1330	65	47.5	1	0	2	1	16	201	7	39.6
21	Townsend	HOU	P	46	2162	66	47.0	2	1	9	5	15	74	24	43.6
22	Dixon	DEN	P	48	2245	65	46.8	3	0	7	4	18	146	21	42.5
23	Evans	LAR	P	26	1216	67	46.8	1	0	4	4	12	107	14	41.9
24	Bailey	MIA	P	30	1398	59	46.6	2	1	3	11	10	119	13	40.0
25	Stout	BAL	P	31	1439	67	46.4	2	0	3	5	14	102	13	41.8
26	Gillan	NYG	P	25	1159	67	46.4	2	0	3	3	11	88	13	41.2
27	Waitman	PIT	P	34	1569	58	46.1	4	0	3	3	13	35	17	42.8
28	Hekker	CAR	P	47	2159	65	45.9	2	0	10	2	17	152	16	41.9
29	R. Wright	MIN	P	30	1373	61	45.8	3	0	3	4	12	76	16	41.2
30	Wishnowsky	SF	P	22	994	58	45.2	0	1	7	0	9	160	11	36.3
31	*Hayball	NO	P	44	1966	59	44.7	3	0	5	4	16	123	24	40.5

2024 NATIONAL FOOTBALL LEAGUE

NFL NET PUNTING YARDS LEADERS

RANK	PLAYER	TEAM	POS	PUNTS	YARDS	LONG	AVG	TB	BLK	DWN	OB	RETURNS		IN20	NET AVG
												TOT	YDS		
1	Cooke	JAX	P	39	2004	73	51.4	3	0	0	8	15	139	21	46.3
2	Fox	DET	P	31	1595	68	51.5	4	0	4	1	13	90	14	46.0
3	Cole	LV	P	36	1921	70	53.4	5	1	3	6	14	181	15	44.3
4	*Rehkov	CIN	P	34	1710	80	50.3	4	0	3	1	16	124	17	44.3
5	Bojorquez	CLE	P	50	2600	84	52.0	3	0	7	6	23	344	23	43.9
6	Whelan	GB	P	31	1478	74	47.7	2	0	3	4	11	77	13	43.9
7	Townsend	HOU	P	46	2162	66	47.0	2	1	9	5	15	74	24	43.6
8	Sanchez	IND	P	42	2085	65	49.6	4	0	2	3	15	175	20	43.6
9	Gillikin	ARI	P	30	1472	63	49.1	1	0	5	2	14	160	14	43.1
10	Mann	PHI	P	29	1490	70	51.4	5	1	2	4	14	99	8	43.0
11	Scott	LAC	P	45	2153	67	47.8	3	0	4	6	18	165	16	42.8
12	Way	WAS	P	25	1202	74	48.1	2	0	5	2	13	92	9	42.8
13	Waitman	PIT	P	34	1569	58	46.1	4	0	3	3	13	35	17	42.8
14	Dickson	SEA	P	40	1978	68	49.5	4	0	1	4	20	190	14	42.7
15	Anger	DAL	P	30	1496	62	49.9	1	0	3	1	15	199	11	42.6
16	Araiza	KC	P	26	1313	67	50.5	5	0	4	0	10	108	11	42.5
17	Dixon	DEN	P	48	2245	65	46.8	3	0	7	4	18	146	21	42.5
18	Martin	BUF	P	34	1634	65	48.1	4	0	3	5	14	121	16	42.1
19	Evans	LAR	P	26	1216	67	46.8	1	0	4	4	12	107	14	41.9
20	Hekker	CAR	P	47	2159	65	45.9	2	0	10	2	17	152	16	41.9
21	Stout	BAL	P	31	1439	67	46.4	2	0	3	5	14	102	13	41.8
22	Morstead	NYJ	P	42	2012	75	47.9	5	0	4	3	19	157	14	41.8
23	Baringer	NE	P	50	2541	75	50.8	6	0	5	2	25	357	22	41.3
24	Gillan	NYG	P	25	1159	67	46.4	2	0	3	3	11	88	13	41.2
25	R. Wright	MIN	P	30	1373	61	45.8	3	0	3	4	12	76	16	41.2
26	*T. Taylor	CHI	P	45	2153	68	47.8	3	0	5	5	22	263	18	40.7
27	*Hayball	NO	P	44	1966	59	44.7	3	0	5	4	16	123	24	40.5
28	Bailey	MIA	P	30	1398	59	46.6	2	1	3	11	10	119	13	40.0
29	Pinion	ATL	P	28	1330	65	47.5	1	0	2	1	16	201	7	39.6
30	Wishnowsky	SF	P	22	994	58	45.2	0	1	7	0	9	160	11	36.3
31	Stonehouse	TEN	P	43	2188	75	50.9	3	2	2	2	29	537	12	35.4

2024 NATIONAL FOOTBALL LEAGUE

2024 NATIONAL FOOTBALL LEAGUE

NFL PUNT RETURN LEADERS

RANK	PLAYER	TEAM	POS	RET	FC	YDS	AVG	LONG	TD
1	M. Jones	NE	CB	20	6	311	15.6	62	0
2	Raymond	DET	WR	22	7	330	15.0	90t	1
3	Mims	DEN	WR	18	14	222	12.3	38	0
4	*DeJean	PHI	CB	12	16	145	12.1	31	0
5	Hardman	KC	WR	16	7	191	11.9	55	0
6	Austin	PIT	WR	19	12	226	11.9	73t	1
7	*Codrington	BUF	DB	16	6	187	11.7	29	0
8	Darden	CLE	WR	20	3	226	11.3	28	0
9	Carter	CHI	WR	15	8	153	10.2	38	0
10	Gipson	NYJ	WR	22	12	211	9.6	40	0
11	Blackshear	CAR	RB	14	2	131	9.4	16	0
12	Proche	CLE	WR	13	1	119	9.2	17	0
13	*Jackson	TEN	WR	22	5	179	8.1	18	0
14	*Cowing	SF	WR	14	6	112	8.0	30	0
15	*De. Williams	SEA	CB	13	15	96	7.4	23	0
16	Jones	CIN	WR	14	5	99	7.1	23	0
17	Powell	MIN	WR	12	6	81	6.8	15	0
18	Smith-Marsette	NYG	WR	18	10	114	6.3	22	0
19	Sims	HOU	WR	16	8	99	6.2	19	0

2024 NATIONAL FOOTBALL LEAGUE

NFL KICKOFF RETURN LEADERS

RANK	PLAYER	TEAM	POS	RET	YDS	AVG	LONG	TD
1	Turpin	DAL	WR	15	527	35.1	79	0
2	Shenault	SEA	WR	14	449	32.1	97t	1
3	Ekeler	WAS	RB	14	434	31.0	62	0
4	Dallas	ARI	RB	13	399	30.7	96t	1
5	*Jackson	TEN	WR	15	399	26.6	34	0
6	McCloud	ATL	WR	13	330	25.4	33	0
7	Gray	NYG	RB	19	481	25.3	31	0
8	Blackshear	CAR	RB	27	679	25.1	43	0
9	Strong	CLE	RB	11	255	23.2	27	0

2024 NATIONAL FOOTBALL LEAGUE

2024 NATIONAL FOOTBALL LEAGUE

NFL INTERCEPTION LEADERS

RANK	PLAYER	TEAM	POS	INT	YARDS	AVG	LONG	TD
1t	K. Joseph	DET	SAF	6	60	10.0	33	1
1t	McKinney	GB	SAF	6	63	10.5	28	0
3t	Branch	DET	SAF	4	48	12.0	47	0
3t	*Bullock	HOU	SAF	4	28	7.0	28	0
3t	Humphrey	BAL	CB	4	0	0.0	0	0
3t	*McCollough	LAR	DB	4	6	1.5	4t	1
3t	B. Murphy	MIN	CB	4	2	0.5	2	0
8t	Adebo	NO	CB	3	68	22.7	47	0
8t	*Bishop	PIT	CB	3	46	15.3	41	0
8t	Bynum	MIN	SS	3	3	1.0	3	0
8t	Hooker	TEN	SAF	3	49	16.3	30	0
8t	Jackson	PIT	CB	3	75	25.0	49	0
8t	*Lassiter	HOU	CB	3	9	3.0	9	0
8t	Mathieu	NO	FS	3	29	9.7	23	0
8t	Molden	LAC	CB	3	28	9.3	25	0
8t	Surtain	DEN	CB	3	128	42.7	100t	1
17t	Alexander	GB	CB	2	52	26.0	35t	1
17t	Bates	ATL	SS	2	0	0.0	0	0
17t	Blankenship	PHI	SAF	2	1	0.5	1	0
17t	Cross	IND	SAF	2	20	10.0	20	0
17t	Davis	DET	CB	2	0	0.0	0	0
17t	Diggs	DAL	CB	2	1	0.5	1	0
17t	Echols	NYJ	CB	2	0	0.0	0	0
17t	Gardner-Johnson	PHI	SAF	2	0	0.0	0	0
17t	Grugier-Hill	MIN	OLB	2	5	2.5	5	0
17t	Hamlin	BUF	SS	2	19	9.5	19	0
17t	Ingram	BUF	DB	2	56	28.0	31t	1
17t	A. Johnson	BUF	NT	2	9	4.5	5	0
17t	J. Johnson	CHI	CB	2	11	5.5	9	0
17t	Ta. Johnson	BUF	CB	2	23	11.5	23t	1
17t	Jones	IND	DB	2	5	2.5	5	0
17t	*Kinchens	LAR	SAF	2	103	51.5	103t	1
17t	Lenoir	SF	CB	2	33	16.5	33	0
17t	Love	SEA	FS	2	26	13.0	26	0
17t	McCollum	TB	CB	2	4	2.0	4	0
17t	Moehrig	LV	SAF	2	28	14.0	16	0
17t	Terrell	ATL	CB	2	1	0.5	1	0
17t	Van Ginkel	MIN	OLB	2	73	36.5	63t	2
17t	Warner	SF	MLB	2	70	35.0	45t	1
17t	Woods	CAR	FS	2	37	18.5	33	0
17t	Woolen	SEA	CB	2	4	2.0	4	0
42t	Abram	NO	DB	1	30	30.0	30	0
42t	Andersen	ATL	LB	1	47	47.0	47t	1
42t	Baun	PHI	LB	1	0	0.0	0	0
42t	Bell	CIN	SS	1	32	32.0	32	0
42t	Benford	BUF	CB	1	6	6.0	6	0
42t	Bernard	BUF	LB	1	1	1.0	1	0
42t	Blackmon	IND	SAF	1	0	0.0	0	0
42t	Blackwell	CHI	CB	1	10	10.0	10	0
42t	Bosa	SF	DE	1	30	30.0	30	0
42t	Brisker	CHI	SAF	1	0	0.0	0	0
42t	J. Brown	SF	SAF	1	0	0.0	0	0
42t	Brown	JAX	CB	1	0	0.0	0	0
42t	Bryant	SEA	CB	1	9	9.0	9	0
42t	Byard	CHI	FS	1	0	0.0	0	0

2024 NATIONAL FOOTBALL LEAGUE

NFL INTERCEPTION LEADERS

RANK	PLAYER	TEAM	POS	INT	YARDS	AVG	LONG	TD
42t	Chinn	WAS	SAF	1	0	0.0	0	0
42t	Cisco	JAX	FS	1	22	22.0	22	0
42t	Conner	KC	DB	1	3	3.0	3	0
42t	Cook	KC	FS	1	0	0.0	0	0
42t	David	TB	OLB	1	7	7.0	7	0
42t	Ka. Davis	SF	DT	1	2	2.0	2	0
42t	Davis-Gaither	CIN	LB	1	12	12.0	12	0
42t	Dean	PHI	LB	1	0	0.0	0	0
42t	Dupree	LAC	OLB	1	0	0.0	0	0
42t	Durant	LAR	CB	1	0	0.0	0	0
42t	Edmunds	CHI	MLB	1	0	0.0	0	0
42t	Edwards	CHI	LB	1	0	0.0	0	0
42t	D. Elliott	PIT	DB	1	0	0.0	0	0
42t	Flannigan-Fowles	SF	LB	1	0	0.0	0	0
42t	Forbes	WAS	CB	1	19	19.0	19	0
42t	Ford	LAC	DT	1	3	3.0	3	0
42t	Fowler	WAS	LB	1	67	67.0	67t	1
42t	Franklin	IND	OLB	1	0	0.0	0	0
42t	Fulton	LAC	CB	1	29	29.0	29	0
42t	Gardeck	ARI	LB	1	10	10.0	10	0
42t	Gilman	LAC	SAF	1	18	18.0	18	0
42t	Gilmore	MIN	CB	1	0	0.0	0	0
42t	Gonzalez	NE	CB	1	2	2.0	2	0
42t	*Green	SF	CB	1	20	20.0	20	0
42t	Griffin	MIN	CB	1	28	28.0	28	0
42t	Harris	NO	DB	1	7	7.0	7	0
42t	Hewitt	HOU	LB	1	45	45.0	45	0
42t	*Hicks	KC	SAF	1	0	0.0	0	0
42t	Hobbs	LV	CB	1	35	35.0	35	0
42t	Horn	CAR	CB	1	0	0.0	0	0
42t	Howden	NO	SAF	1	-5	-5.0	-5	0
42t	Hubbard	CIN	DE	1	0	0.0	0	0
42t	Izien	TB	DB	1	17	17.0	17	0
42t	M. Jackson	CAR	CB	1	1	1.0	1	0
42t	Jean-Charles	NO	CB	1	0	0.0	0	0
42t	Jewell	CAR	ILB	1	0	0.0	0	0
42t	Jobe	SEA	CB	1	33	33.0	33	0
42t	J. Johnson	LAR	SS	1	0	0.0	0	0
42t	B. Jones	DEN	SAF	1	37	37.0	37	0
42t	Jones	LV	CB	1	29	29.0	29t	1
42t	*J. Jones	JAX	CB	1	0	0.0	0	0
42t	M. Jones	NE	CB	1	35	35.0	35	0
42t	Jordan	NO	DE	1	0	0.0	0	0
42t	Kazee	PIT	SS	1	5	5.0	5	0
42t	Kendricks	DAL	MLB	1	8	8.0	8	0
42t	Kohou	MIA	CB	1	2	2.0	2	0
42t	McMillian	DEN	CB	1	0	0.0	0	0
42t	Metellus	MIN	SAF	1	12	12.0	12	0
42t	Moore	IND	CB	1	12	12.0	12	0
42t	Moss	DEN	CB	1	0	0.0	0	0
42t	*Muasau	NYG	LB	1	1	1.0	1	0
42t	Murphy-Bunting	ARI	CB	1	0	0.0	0	0
42t	Murray	HOU	SS	1	0	0.0	0	0
42t	*Mustapha	SF	SAF	1	1	1.0	1	0
42t	Nowaske	DET	LB	1	8	8.0	8	0

2024 NATIONAL FOOTBALL LEAGUE

NFL INTERCEPTION LEADERS

RANK	PLAYER	TEAM	POS	INT	YARDS	AVG	LONG	TD
42t	Ogbah	MIA	OLB	1	0	0.0	0	0
42t	Oluokun	JAX	LB	1	0	0.0	0	0
42t	Oruwariye	DAL	CB	1	0	0.0	0	0
42t	Owusu-Koramoah	CLE	LB	1	0	0.0	0	0
42t	Peppers	NE	FS	1	0	0.0	0	0
42t	Phillips	ATL	CB	1	45	45.0	45	0
42t	Pitre	HOU	SAF	1	10	10.0	10	0
42t	Porter	PIT	CB	1	16	16.0	16	0
42t	Pratt	CIN	LB	1	24	24.0	24	0
42t	Ramsey	MIA	CB	1	0	0.0	0	0
42t	Rapp	BUF	FS	1	0	0.0	0	0
42t	Reid	KC	SS	1	8	8.0	8	0
42t	*Roland-Wallace	KC	CB	1	0	0.0	0	0
42t	Rozeboom	LAR	LB	1	16	16.0	16	0
42t	*Sainristil	WAS	CB	1	38	38.0	38	0
42t	Saunders	NO	DT	1	37	37.0	37	0
42t	Savage	JAX	DB	1	16	16.0	16	0
42t	Sieler	MIA	DE	1	0	0.0	0	0
42t	Simmons	ATL	FS	1	0	0.0	0	0
42t	Singleton	DEN	LB	1	21	21.0	21	0
42t	Smith	MIN	FS	1	0	0.0	0	0
42t	Smith	BAL	ILB	1	0	0.0	0	0
42t	*Smith	TB	DB	1	0	0.0	0	0
42t	E. Speed	IND	LB	1	12	12.0	12	0
42t	Spillane	LV	LB	1	0	0.0	0	0
42t	Stevenson	CHI	CB	1	43	43.0	43t	1
42t	*Still	LAC	DB	1	1	1.0	1	0
42t	Stingley	HOU	CB	1	0	0.0	0	0
42t	Stone	CIN	SAF	1	49	49.0	49	0
42t	Tart	LAC	DT	1	4	4.0	4	0
42t	Tavai	NE	OLB	1	0	0.0	0	0
42t	Taylor-Britt	CIN	CB	1	0	0.0	0	0
42t	To'oTo'o	HOU	LB	1	0	0.0	0	0
42t	Trice	PIT	CB	1	0	0.0	0	0
42t	Walker	MIA	MLB	1	5	5.0	5	0
42t	Ward	HOU	SAF	1	2	2.0	2	0
42t	A. Washington	BAL	SAF	1	1	1.0	1	0
42t	White	ARI	OLB	1	0	0.0	0	0
42t	*Williams	GB	SAF	1	1	1.0	1	0
42t	G. Williams	ARI	CB	1	0	0.0	0	0
42t	Wilson	DAL	DB	1	0	0.0	0	0
42t	Er. Wilson	GB	LB	1	0	0.0	0	0
42t	Ma. Wilson	ARI	LB	1	0	0.0	0	0

2024 NATIONAL FOOTBALL LEAGUE

NFL SACK LEADERS

RANK	PLAYER	TEAM	POS	SACKS
1	Hendrickson	CIN	DE	11.0
2	Lawrence	NYG	DT	9.0
3	Fowler	WAS	LB	8.5
4	McDonald	NYJ	DE	8.0
5t	Anderson	HOU	DE	7.5
5t	Hutchinson	DET	DE	7.5
5t	Walker	JAX	DE	7.5
8t	Bonitto	DEN	LB	7.0
8t	Garrett	CLE	DE	7.0
8t	Greenard	MIN	LB	7.0
8t	Van Noy	BAL	MLB	7.0
12t	Cooper	DEN	LB	6.5
12t	Crosby	LV	DE	6.5
12t	Watt	PIT	OLB	6.5
15t	Burns	NYG	LB	6.0
15t	Ojulari	NYG	LB	6.0
15t	Van Ginkel	MIN	OLB	6.0
18t	Bosa	SF	DE	5.5
18t	Hunter	HOU	DE	5.5
18t	Rousseau	BUF	DE	5.5
18t	Tuipulotu	LAC	LB	5.5
22t	Allen	DEN	DE	5.0
22t	Dupree	LAC	OLB	5.0
22t	Epenesa	BUF	DE	5.0
22t	Franklin-Myers	DEN	DE	5.0
22t	D. Hall	SEA	LB	5.0
22t	Ca. Heyward	PIT	DT	5.0
22t	Hines-Allen	JAX	DE	5.0
22t	P. Jones	MIN	LB	5.0
22t	Landry	TEN	LB	5.0
22t	Luvu	WAS	LB	5.0
22t	Madubuike	BAL	DT	5.0
22t	Z. Smith	CLE-DET	DE	5.0
22t	Sweat	PHI	LB	5.0
22t	Turner	LAR	DT	5.0
22t	Vea	TB	DT	5.0
22t	White	NE	DE	5.0
22t	Quin. Williams	NYJ	NT	5.0
22t	Wise	NE	DE	5.0
22t	Young	LAR	LB	5.0
41t	Clemons	NYJ	DE	4.5
41t	Mack	LAC	OLB	4.5
41t	Oweh	BAL	LB	4.5
41t	*Verse	LAR	LB	4.5
45t	Bresee	NO	DT	4.0
45t	Collins	SF	DT	4.0
45t	Dexter	CHI	DT	4.0
45t	Kancey	TB	DT	4.0
45t	Karlaftis	KC	DE	4.0
45t	Key	TEN	LB	4.0
45t	Mafe	SEA	LB	4.0
45t	Overshown	DAL	LB	4.0
45t	Settle	HOU	DT	4.0
45t	Taylor	NO	CB	4.0

2024 NATIONAL FOOTBALL LEAGUE

NFL LEADERS IN FUMBLE RECOVERIES

RANK	PLAYER	TEAM	POS	TOTAL	OWN TEAM	OPP TEAM
1	Mayfield	TB	QB	5	5	0
2	L. Jackson	BAL	QB	4	4	0
3t	Fields	PIT	QB	3	3	0
3t	Mason	SF	RB	3	3	0
3t	Richardson	IND	QB	3	3	0
3t	Robinson	ATL	RB	3	3	0
3t	Rodgers	NYJ	QB	3	3	0
3t	G. Smith	SEA	QB	3	3	0
3t	Stafford	LAR	QB	3	3	0
3t	Walker	SEA	RB	3	3	0
11t	Bitonio	CLE	OG	2	2	0
11t	Brissett	NE	QB	2	2	0
11t	Burrow	CIN	QB	2	2	0
11t	Byard	CHI	FS	2	0	2
11t	Chinn	WAS	SAF	2	0	2
11t	Collins	SF	DT	2	0	2
11t	Dalton	CAR	QB	2	2	0
11t	Davis	DET	CB	2	0	2
11t	*Fiske	LAR	DT	2	0	2
11t	Gay	NO	LB	2	0	2
11t	Goff	DET	QB	2	2	0
11t	Gordon	CHI	CB	2	0	2
11t	Herbert	LAC	QB	2	2	0
11t	Hicks	CHI	SAF	2	0	2
11t	*Jackson	TEN	WR	2	2	0
11t	Jenkins	CHI	OT	2	2	0
11t	Jewell	CAR	ILB	2	0	2
11t	M. Jones	NE	CB	2	1	1
11t	Lammons	IND	DB	2	0	2
11t	Love	GB	QB	2	2	0
11t	Luvu	WAS	LB	2	0	2
11t	McBride	ARI	TE	2	2	0
11t	Melton	GB	WR	2	1	1
11t	K. Murray	ARI	QB	2	2	0
11t	*Nix	DEN	QB	2	2	0
11t	Okereke	NYG	ILB	2	0	2
11t	Otton	TB	TE	2	2	0
11t	Pratt	CIN	LB	2	0	2
11t	Prescott	DAL	QB	2	2	0
11t	Rudolph	TEN	QB	2	2	0
11t	Stevenson	NE	RB	2	2	0
11t	Tolbert	DAL	WR	2	2	0
11t	Tuttle	CAR	DT	2	0	2
11t	Warren	PIT	RB	2	2	0
11t	Watt	PIT	OLB	2	0	2
11t	Williams	BUF	LB	2	0	2
11t	Quin. Williams	NYJ	OLB	2	0	2
11t	Wilson	CIN	LB	2	0	2
11t	Wyatt	GB	DT	2	0	2
11t	Yiadam	SF	CB	2	1	1
11t	Zaccheaus	WAS	WR	2	2	0

2024 NATIONAL FOOTBALL LEAGUE

NFL LEADERS IN RECOVERIES OF FUMBLES BY OWN TEAM

RANK	PLAYER	TEAM	POS	REC	YARDS	AVG	LONG	TD
1	Mayfield	TB	QB	5	0	0.0	0t	0
2	L. Jackson	BAL	QB	4	-7	-1.8	0t	0
3t	Fields	PIT	QB	3	0	0.0	0t	0
3t	Mason	SF	RB	3	-2	-0.7	0t	0
3t	Richardson	IND	QB	3	0	0.0	0t	0
3t	Robinson	ATL	RB	3	0	0.0	0t	0
3t	Rodgers	NYJ	QB	3	0	0.0	0t	0
3t	G. Smith	SEA	QB	3	0	0.0	0t	0
3t	Stafford	LAR	QB	3	0	0.0	0t	0
3t	Walker	SEA	RB	3	-3	-1.0	0t	0
11t	Bitonio	CLE	OG	2	0	0.0	0t	0
11t	Brissett	NE	QB	2	0	0.0	0t	0
11t	Burrow	CIN	QB	2	0	0.0	0t	0
11t	Dalton	CAR	QB	2	0	0.0	0t	0
11t	Goff	DET	QB	2	0	0.0	0t	0
11t	Herbert	LAC	QB	2	0	0.0	0t	0
11t	*Jackson	TEN	WR	2	0	0.0	0t	0
11t	Jenkins	CHI	OT	2	0	0.0	0t	0
11t	Love	GB	QB	2	0	0.0	0t	0
11t	McBride	ARI	TE	2	0	0.0	0t	1
11t	K. Murray	ARI	QB	2	0	0.0	0t	0
11t	*Nix	DEN	QB	2	0	0.0	0t	0
11t	Otton	TB	TE	2	0	0.0	0t	0
11t	Prescott	DAL	QB	2	0	0.0	0t	0
11t	Rudolph	TEN	QB	2	0	0.0	0t	0
11t	Stevenson	NE	RB	2	0	0.0	0t	0
11t	Tolbert	DAL	WR	2	0	0.0	0t	0
11t	Warren	PIT	RB	2	0	0.0	0t	0
11t	Zaccheaus	WAS	WR	2	0	0.0	0t	0

2024 NATIONAL FOOTBALL LEAGUE

NFL LEADERS IN RECOVERIES OF FUMBLES BY OPPOSING TEAM

RANK	PLAYER	TEAM	POS	REC	YARDS	AVG	LONG	TD
1t	Byard	CHI	FS	2	0	0.0	0t	0
1t	Chinn	WAS	SAF	2	0	0.0	0t	0
1t	Collins	SF	DT	2	0	0.0	0t	0
1t	Davis	DET	CB	2	49	24.5	49	0
1t	*Fiske	LAR	DT	2	8	4.0	8	0
1t	Gay	NO	LB	2	4	2.0	4	0
1t	Gordon	CHI	CB	2	0	0.0	0t	0
1t	Hicks	CHI	SAF	2	28	14.0	19	0
1t	Jewell	CAR	ILB	2	0	0.0	0t	0
1t	Lammons	IND	DB	2	3	1.5	3	0
1t	Luvu	WAS	LB	2	5	2.5	5	0
1t	Okereke	NYG	ILB	2	1	0.5	1	0
1t	Pratt	CIN	LB	2	9	4.5	9	0
1t	Tuttle	CAR	DT	2	0	0.0	0t	0
1t	Watt	PIT	OLB	2	0	0.0	0t	0
1t	Williams	BUF	LB	2	0	0.0	0t	0
1t	Quin. Williams	NYJ	OLB	2	15	7.5	15	0
1t	Wilson	CIN	LB	2	10	5.0	10	0
1t	Wyatt	GB	DT	2	0	0.0	0t	0
20t	Alexander	GB	CB	1	0	0.0	0t	0
20t	Alexander	DEN	MLB	1	0	0.0	0t	0
20t	Anderson	HOU	DE	1	0	0.0	0t	0
20t	Anudike-Uzomah	KC	DE	1	0	0.0	0t	0
20t	*Arnold	DET	CB	1	-1	-1.0	-1	0
20t	J. Baker	SEA-TEN	OLB	1	0	0.0	0t	0
20t	Barton	DEN	LB	1	52	52.0	52t	1
20t	Bates	ATL	SS	1	0	0.0	0t	0
20t	Baun	PHI	LB	1	0	0.0	0t	0
20t	Benton	PIT	DT	1	0	0.0	0t	0
20t	Bernard	BUF	LB	1	0	0.0	0t	0
20t	*Bethune	SF	LB	1	0	0.0	0t	0
20t	Blackmon	IND	SAF	1	0	0.0	0t	0
20t	Blankenship	PHI	SAF	1	16	16.0	16	0
20t	Bolden	NE	CB	1	0	0.0	0t	0
20t	Bosa	SF	DE	1	0	0.0	0t	0
20t	K. Brooks	GB	DT	1	0	0.0	0t	0
20t	Bryan	IND	DT	1	0	0.0	0t	0
20t	*Bullock	HOU	SAF	1	0	0.0	0t	0
20t	Bynum	MIN	SS	1	0	0.0	0t	0
20t	Carter	NYJ	CB	1	7	7.0	7	0
20t	*Chatman	NYG	DT	1	0	0.0	0t	0
20t	Chestnut	TEN	RB	1	0	0.0	0t	0
20t	Clark	NYJ	FS	1	0	0.0	0t	0
20t	Clark	GB	NT	1	0	0.0	0t	0
20t	Collier	ARI	DE	1	0	0.0	0t	0
20t	Conner	KC	DB	1	38	38.0	38t	1
20t	*Cooper	GB	LB	1	4	4.0	4	0
20t	Curl	LAR	SAF	1	33	33.0	33t	1
20t	Davidson	NYG	DT	1	0	0.0	0t	0
20t	Dean	PHI	LB	1	0	0.0	0t	0
20t	*DeJean	PHI	CB	1	0	0.0	0t	0
20t	Delpit	CLE	SAF	1	0	0.0	0t	0
20t	Dexter	CHI	DT	1	0	0.0	0t	0
20t	Edwards	HOU	DE	1	0	0.0	0t	0
20t	Edwards	CHI	LB	1	0	0.0	0t	0

2024 NATIONAL FOOTBALL LEAGUE

NFL LEADERS IN RECOVERIES OF FUMBLES BY OPPOSING TEAM

RANK	PLAYER	TEAM	POS	REC	YARDS	AVG	LONG	TD
20t	Elam	BUF	CB	1	0	0.0	0t	0
20t	D. Elliott	PIT	DB	1	10	10.0	10	0
20t	Elliss	NE	LB	1	0	0.0	0t	0
20t	Elliss	ATL	LB	1	0	0.0	0t	0
20t	Emerson	CLE	CB	1	2	2.0	2	0
20t	Franks	CAR	TE	1	0	0.0	0t	0
20t	Fuller	MIA	CB	1	1	1.0	1	0
20t	D. Hall	SEA	LB	1	36	36.0	36t	1
20t	L. Hall	TB	DE	1	0	0.0	0t	0
20t	Hamilton	BAL	SAF	1	8	8.0	8	0
20t	Hamlin	BUF	SS	1	0	0.0	0t	0
20t	Hawkins	NE	SAF	1	0	0.0	0t	0
20t	Hayes	TB	DB	1	0	0.0	0t	0
20t	Ni. Herbig	PIT	LB	1	0	0.0	0t	0
20t	Hickman	CLE	SAF	1	0	0.0	0t	0
20t	Hines-Allen	JAX	DE	1	13	13.0	13	0
20t	Hodge	ATL	WR	1	0	0.0	0t	1
20t	Hollins	BUF	WR	1	0	0.0	0t	0
20t	Jenkins	SEA	DB	1	102	102.0	102t	1
20t	B. Jones	DEN	SAF	1	34	34.0	34	0
20t	J. Jones	ARI	DT	1	0	0.0	0t	0
20t	M. Jones	NE	CB	1	17	17.0	17	0
20t	Key	TEN	LB	1	0	0.0	0t	0
20t	Kohou	MIA	CB	1	0	0.0	0t	0
20t	*Latu	IND	DE	1	0	0.0	0t	0
20t	Lewis	DAL	CB	1	0	0.0	0t	0
20t	*Liufau	DAL	LB	1	0	0.0	0t	0
20t	Mack	LAC	OLB	1	22	22.0	22	0
20t	Mathieu	NO	FS	1	0	0.0	0t	0
20t	McCollum	TB	CB	1	0	0.0	0t	0
20t	McDonald	NYJ	DE	1	0	0.0	0t	0
20t	McFadden	NYG	LB	1	0	0.0	0t	0
20t	McKinney	GB	SAF	1	7	7.0	7	0
20t	McLeod	CLE	FS	1	25	25.0	25t	1
20t	Melton	GB	WR	1	0	0.0	0t	0
20t	Molden	LAC	CB	1	0	0.0	0t	0
20t	Moore	IND	CB	1	38	38.0	38t	1
20t	Moss	DEN	CB	1	0	0.0	0t	0
20t	Nelson	TB	LB	1	0	0.0	0t	0
20t	*Newton	WAS	DT	1	2	2.0	2	0
20t	*Nubin	NYG	SAF	1	2	2.0	2	0
20t	Odeyingbo	IND	DE	1	0	0.0	0t	0
20t	Ojulari	NYG	LB	1	0	0.0	0t	0
20t	Olubi	IND	LB	1	18	18.0	18	0
20t	Pace	MIN	LB	1	36	36.0	36t	1
20t	Phillips	MIN	DT	1	0	0.0	0t	0
20t	Ringo	PHI	CB	1	0	0.0	0t	0
20t	Rodriguez	DET	LB-FB	1	0	0.0	0t	0
20t	Russell	TB	ILB	1	0	0.0	0t	0
20t	Sieler	MIA	DE	1	0	0.0	0t	0
20t	Simmons	TEN	DT	1	0	0.0	0t	0
20t	Simpson	BAL	LB	1	0	0.0	0t	0
20t	Skinner	DEN	SAF	1	0	0.0	0t	0
20t	Skowronek	PIT	WR	1	0	0.0	0t	0
20t	Smith	MIN	FS	1	0	0.0	0t	0

2024 NATIONAL FOOTBALL LEAGUE

NFL LEADERS IN RECOVERIES OF FUMBLES BY OPPOSING TEAM

RANK	PLAYER	TEAM	POS	REC	YARDS	AVG	LONG	TD
20t	Smith	BAL	ILB	1	0	0.0	0t	0
20t	Spector	BUF	LB	1	0	0.0	0t	0
20t	Stewart	IND	DT	1	0	0.0	0t	0
20t	Stewart	HOU	SAF	1	0	0.0	0t	0
20t	Stille	TB-ARI	DE	1	0	0.0	0t	0
20t	Tart	LAC	DT	1	0	0.0	0t	0
20t	Taylor	LAC	CB	1	0	0.0	0t	0
20t	D. Thomas	JAX	SAF	1	0	0.0	0t	0
20t	Thomas	CIN-DET	DE	1	0	0.0	0t	0
20t	Thompson	ARI	DB	1	0	0.0	0t	0
20t	Toohill	BUF	DE	1	0	0.0	0t	0
20t	Tranquill	KC	LB	1	3	3.0	3	0
20t	Van Ness	GB	DE	1	0	0.0	0t	0
20t	*Verse	LAR	LB	1	0	0.0	0t	0
20t	Wagner	WAS	MLB	1	0	0.0	0t	0
20t	Walker	JAX	DE	1	35	35.0	35t	1
20t	*Wallace	CAR	LB	1	0	0.0	0t	0
20t	Ji. Ward	MIN	LB	1	2	2.0	2	0
20t	White	ARI	OLB	1	0	0.0	0t	0
20t	M. Williams	BAL	FS	1	0	0.0	0t	0
20t	Williams	PHI	DT	1	0	0.0	0t	0
20t	Wilson	DAL	DB	1	0	0.0	0t	0
20t	Ma. Wilson	ARI	LB	1	0	0.0	0t	0
20t	Mi. Wilson	ARI	WR	1	0	0.0	0t	0
20t	Winfield	TB	SAF	1	58	58.0	58t	1
20t	Yiadam	SF	CB	1	0	0.0	0t	0

2024 NATIONAL FOOTBALL LEAGUE

NFL OFFENSIVE RANKS

BAL	BUF	CIN	CLE	DEN	HOU	IND	JAX	KC	LAC	LV	MIA	NE	NYJ	PIT	TEN		ARI	ATL	CAR	CHI	DAL	DET	GB	LAR	MIN	NO	NYG	PHI	SEA	SF	TB	WAS
1	14	12	31	24	15	19	25	10	22	29	20	32	26	18	27	TotYd/G	11	5	28	30	21	7	3	17	13	16	23	6	9	2	8	4
1	9	11	32	24	20	14	15	19	17	29	23	30	22	21	27	TotYd/P	6	7	26	31	25	5	3	18	13	16	28	10	12	2	8	4
1	15	29	28	20	18	14	25	21	19	32	9	22	30	8	10	RusYd/G	6	12	23	24	31	7	3	26	16	13	17	2	27	5	11	4
1	16	26	25	17	20	9	10	30	27	32	19	15	23	24	13	RusAvg	2	11	12	28	29	8	4	31	21	18	14	6	22	3	5	7
3	13	4	28	27	15	19	23	9	22	18	25	32	17	26	31	PasYd/G	21	5	29	30	10	14	7	8	12	16	24	20	1	2	6	11
1	6	11	32	25	21	19	20	16	12	26	22	30	23	17	28	PasAvg	9	7	27	31	24	3	4	18	8	15	29	10	13	2	14	5
2	7	6	18	11	9	31	22	24	1	26	10	13	14	4	32	%PasInt	5	19	30	8	23	28	27	17	29	12	15	16	25	20	21	3
3	2	9	31	4	27	16	18	10	25	23	21	29	8	24	26	Sac/PasP	5	7	6	32	12	19	1	11	28	15	22	30	20	13	14	17
1	11	13	29t	28	16	24	26	4	29t	27	20	31	23	18	19	1D/G	15	10	32	25	21	8	12	9	14	22	17	7	6	5	2t	2t
4	14	3	32	23	16	21	29	1	13	27	11	26	9	12	30	3D Eff	8	18	28	31	22	6	19	25	10	17	20	15	24	7	2	5
16t	1t	20	11	19	5	9	23t	3	12t	30	32	6	29	12t	25	4D Eff	28	4	31	12t	27	15	16t	21	7t	22	10	7t	23t	26	16t	1t
14	12	30	17	7	24	13	3	9	5	26	15	2	20	10	25	PR Avg	11	19	21	18	1	4	28t	23	31	6	32	16	28t	27	22	8
27	14	15	30	12	6	4	21	25	10	16	11	29	22	32	17	KR Avg	7	23	26	8	2	1	13	28	31	20	24	19	3	18	9	5
23	15	7	1	21	25	10	4	6	17t	2	28	5	16	24	13	GPunAvg	12	20	26	17t	8	3	19	30	27	29	22	9	11	32	31	14
20	18	4	5	17	7	8	1	15	11	3	27	22	21	16	32	NPunAvg	9	29	19	24	14	2	6	28	23	25	26	10	13	31	30	12
1	3t	6	29	22	17	18	21	11	19	25	30	31	26	12	27	Pts/G	13t	13t	28	24	23	2	9	20	10	16	32	7t	15	7t	5	3t
27	16t	29	28	16t	22	19t	6	11t	10	13	23t	19t	32	2	7t	FG%	4	31	7t	16t	9	1	30	19t	11t	3	23t	25t	25t	15	5	14

NFL DEFENSIVE RANKS

BAL	BUF	CIN	CLE	DEN	HOU	IND	JAX	KC	LAC	LV	MIA	NE	NYJ	PIT	TEN		ARI	ATL	CAR	CHI	DAL	DET	GB	LAR	MIN	NO	NYG	PHI	SEA	SF	TB	WAS
27	18	23	16	5	3	29	32	4	6	15	10	19	7	8	1	TotYd/G	21	24	30	13	26	20	12	22	11	28	17	2	25	9	31	14
27	17	14	22	1	5	25	31	7	9	11	12	16	4	10	3	TotYd/P	19	20	28	15	29	18	13	26	6	32	24	2	23	8	30	21
1	15	17	14	7	11	30	20t	3	9	22	12	23	25	4	13	RusYd/G	18	20t	32	24	31	6	10	19	2	27	29	5	26	8	16	28
1	30	6	19	5	22	16	10	2	25	21	14	15	12	4	11	RusAvg	20	18	23	28	24	17	7	8	3	31	32	13	26	9	27	29
32	18	23	13	10	4	27	30	14	9	11	8	16	2	19	1	PasYd/G	21	24	25	7	17	28	15	22	26	29	6	3	20	12	31	5
28	10	21	24	3	2	27	32	15	5	11	14	20	6	13	4	PasAvg	22	23	30	9	31	16	17	29	7	26	12	1	19	8	25	18
24	9	19	31	13	2	12	26	21	10	20	18	28	30	8	29	%PasInt	23	16	22	11	15	3	4	6	1	5	32	14	17	7	27	25
15	19	30	5	4	8	24	27	25	3	28	29	13	2	20	21	Sac/PasP	18	32	31	11	7	23	14	9	10	26	1	12	22	16	17	6
28	16t	27	8	13	3	29	31	6t	2	14	11t	20	16t	4t	4t	1D/G	26	25	32	6t	21	24	15	18	11t	23	9	1	22	10	30	19
30	21	29	2	16	12	27	26	19	5	20	3	22	17	10	4	3D Eff	31	28	32	7	11	1	6	14	8	18	9	13	15	24	25	23
7t	5	23t	23t	7t	29t	22	20	10	13t	23t	17t	1	31	13t	29t	4D Eff	12	6	9	13t	27	4	16	32	2	3	26	21	11	17t	28	17t
8	14	10	29	11	2	22	17	19	16	26	23	28	12	1	32	PR Avg	21	25	15	24	27	4	5	13	3	9	20	6	18	31	30	7
15	29	12	19	6	14	26	25	27	20	3	2	10	1	18	32	KR Avg	31	16	7	22	11	30	13	23	4t	9	24	21	4t	28	17	8
10	28	32	27	17	30	5	14	26	25	15	24	4	9	22	13	GPunAvg	18	1	7	16	11	21	31	19	20	2	23	8	6	29	3	12
17	18	32	8	15	31	6	11	20	28	14	12	1	10	13	16	NPunAvg	21	4	7	22	9	3	29	24	25	2	27	19	23	30	5	26
25	9	26	21	4	19	16	27	5t	1	30	17t	13t	10	2	29	Pts/G	13t	20	32	7	31	8	11	22	3	24	15	5t	23	17t	28	12
7	20	8	3	26t	31t	6	17	5	2	21t	14	10	12t	11	26t	FG%	30	31t	21t	19	26t	15t	24	26t	1	9	18	15t	12t	25	4	23
8	2	16	28	12	18	20	26	9	5	30t	25	24	23	4	30t	PPG Diff	13	17	32	15	29	1	10	22	7	21	27	3	19	11	14	6
3	16	19	28	15	7	29	31	5	13	24	14	30	20	9	11	Yd/G Diff	18	10	32	25	26	12	4	21	8	27	22	2	17	1	23	6

***LAST WEEK'S
GAME BOOK***

National Football League Game Summary

NFL Copyright © 2024 by The National Football League. All rights reserved. This summary and play-by-play is for the express purpose of assisting media in their coverage of the game; any other use of this material is prohibited without the written permission of the National Football League.

Date: Sunday, 11/10/2024

Tennessee Titans at Los Angeles Chargers

Start Time: 1:05 PM PST

at SoFi Stadium, Inglewood, CA

Game Day Weather

Game Weather: Sunny
Open Stadium on Matrix Turf

Temp: 73° F (22.8° C) Humidity: 36%, Wind: SW 6 mph
Outdoor Weather: Sunny

Officials

Referee: Wrolstad, Craig (4) Umpire: Woods, Steven (54) Down Judge: Short, Danny (113)
Line Judge: Bergman, Brett (17) Field Judge: Shears, Jeff (60) Side Judge: Steratore, Frank (132)
Back Judge: Martinez, Rich (39) Replay Official: Anderson, Gavin (0)

Lineups

Tennessee Titans

Los Angeles Chargers

Offense		Defense		Offense		Defense	
WR	15 N.Westbrook-Ikhine	OLB	49 A.Key	WR	1 Q.Johnston	OLB	52 K.Mack
TE	84 N.Vannett	NT	93 T.Sweat	LT	70 R.Slater	DL	95 P.Ford
LT	55 J.Latham	DT	98 J.Simmons	LG	77 Z.Johnson	DL	93 O.Ogbonnia
LG	77 P.Skoronski	OLB	58 H.Landry	C	75 B.Bozeman	OLB	45 T.Tuipulotu
C	60 D.Brunskill	ILB	56 K.Murray	RG	68 J.Salyer	LB	6 D.Perryman
RG	75 D.Radunz	LB	50 J.Gibbens	RT	76 J.Alt	LB	0 D.Henley
RT	72 L.Watson	CB	21 R.McCreary	WR	89 J.Reagor	S	3 D.James
WR	0 C.Ridley	CB	39 D.Baker	TE	81 W.Dissly	S	32 A.Gilman
WR	83 T.Boyd	CB	29 J.Brownlee	WR	15 L.McConkey	CB	20 C.Hart
QB	8 W.Levis	S	37 A.Hooker	QB	10 J.Herbert	CB	22 E.Molden
RB	20 T.Pollard	S	44 M.Brown	RB	27 J.Dobbins	CB	29 T.Still

Substitutions

Substitutions

RB 2 T.Spears, P 4 R.Stonehouse, K 6 N.Folk, WR 19 J.Jackson, CB 23 T.Avery, DB 24 J.Wood, CB 26 J.Hardee, CB 35 D.Worley, RB 36 J.Chestnut, LB 41 O.Reese, LS 46 M.Cox, LB 52 J.Williams, LB 57 L.Gifford, OL 61 J.Ojukwu, C/G 62 C.Levin, DE 69 S.Joseph, OL 78 N.Petit-Frere, WR 80 B.Oliver, TE 81 J.Whyle, TE 85 C.Okonkwo, DL 91 K.Coburn, OLB 92 J.Harrell, DL 97 J.Lynch, OLB 99 A.Gaye

RB 4 G.Edwards, WR 5 J.Palmer, WR 9 D.Chark, K 11 C.Dicker, WR 12 D.Davis, P 16 J.Scott, S 24 A.Finley, RB 28 H.Haskins, LB 31 N.Niemann, CB 35 D.Bootle, DB 36 J.Taylor, CB 41 E.Apple, TE 42 T.Fisk, LB 43 T.Dye, FB/DL 44 S.Matlock, LS 47 J.Harris, OLB 48 B.Dupree, DE 50 C.Murphy, DL 56 M.Fox, C 62 S.Mustipher, OL 64 B.Jaimes, T 73 F.Sarell, TE 88 H.Hurst, DT 90 T.Tart, OLB 97 J.Bosa

Did Not Play

Did Not Play

QB 11 M.Rudolph, LB 17 J.Baker

QB 8 T.Heinicke

Not Active

Not Active

S 7 M.Edwards, RB 25 J.Kelley, CB 32 G.Jeudy-Lally, CB 38 L.Sneed, LB 51 C.Gray, TE 88 D.Martin-Robinson

3QB 2 E.Stick, CB 7 K.Fulton, RB 30 K.Vidal, OL 71 J.McFadden, T 79 T.Pipkins, TE 84 S.Smartt, DL 92 J.Eboigbe

Field Goals (made () & missed)

	N.Folk	49WR (27)	C.Dicker	(21) (37)				
			1	2	3	4	OT	Total
VISITOR:	Tennessee Titans		7	0	3	7	0	17
HOME:	Los Angeles Chargers		3	10	7	7	0	27

Scoring Plays

Team	Qtr	Time	Play Description (Extra Point) (Drive Info)	Visitor	Home
Chargers	1	8:08	C.Dicker 21 yd. Field Goal (12-68, 6:52)	0	3
Titans	1	4:25	C.Ridley 41 yd. pass from W.Levis (N.Folk kick) (7-72, 3:43)	7	3
Chargers	2	12:07	C.Dicker 37 yd. Field Goal (9-57, 3:41)	7	6
Chargers	2	1:55	J.Herbert 4 yd. run (C.Dicker kick) (8-61, 4:24)	7	13
Titans	3	7:51	N.Folk 27 yd. Field Goal (11-62, 7:09)	10	13
Chargers	3	3:24	Q.Johnston 16 yd. pass from J.Herbert (C.Dicker kick) (7-43, 4:27)	10	20
Chargers	4	7:39	H.Haskins 1 yd. run (C.Dicker kick) (11-95, 7:10)	10	27
Titans	4	0:49	C.Ridley 15 yd. pass from W.Levis (N.Folk kick) (9-61, 2:35)	17	27

Paid Attendance: 68,796

Time: 2:41

Tennessee Titans vs Los Angeles Chargers
11/10/2024 at SoFi Stadium

Final Individual Statistics

Tennessee Titans

RUSHING	ATT	YDS	AVG	LG	TD
T.Spears	7	47	6.7	19	0
T.Pollard	9	44	4.9	15	0
W.Levis	5	41	8.2	12	0
Total	21	132	6.3	19	0

PASSING	ATT	CMP	YDS	SK/YD	TD	LG	IN	RT
W.Levis	23	18	175	7/18	2	41	0	127.4
Total	23	18	175	7/18	2	41	0	127.4

PASS RECEIVING	TAR	REC	YDS	AVG	LG	TD
C.Ridley	9	5	84	16.8	41	2
T.Pollard	4	4	19	4.8	15	0
N.Westbrook-Ikhine	3	3	31	10.3	13	0
T.Spears	3	3	4	1.3	6	0
B.Oliver	2	2	23	11.5	19	0
C.Okonkwo	1	1	14	14.0	14	0
J.Whyle	1	0	0	0.0	0	0
Total	23	18	175	9.7	41	2

INTERCEPTIONS	NO	YDS	AVG	LG	TD
Total	0	0	0	0	0

PUNTING	NO	YDS	AVG	NET	TB	IN20	LG
R.Stonehouse	4	214	53.5	50.0	0	3	58
Total	4	214	53.5	50.0	0	3	58

PUNT RETURNS	NO	YDS	AVG	FC	LG	TD
J.Jackson	0	0	0.0	2	0	0
[DOWNED]	1	0	0.0	0	0	0
Total	0	0	0.0	2	0	0

KICKOFF RETURNS	NO	YDS	AVG	FC	LG	TD
J.Chestnut	2	60	30.0	0	32	0
J.Jackson	1	27	27.0	0	27	0
[TOUCHBACK]	3	0	0.0	0	0	0
Total	3	87	29.0	0	32	0

Los Angeles Chargers

RUSHING	ATT	YDS	AVG	LG	TD
G.Edwards	10	55	5.5	11	0
J.Dobbins	15	50	3.3	12	0
J.Herbert	9	32	3.6	8	1
D.Davis	1	6	6.0	6	0
H.Haskins	2	4	2.0	3	1
J.Reagor	2	-2	-1.0	1	0
Total	39	145	3.7	12	2

PASSING	ATT	CMP	YDS	SK/YD	TD	LG	IN	RT
J.Herbert	18	14	164	0/0	1	37	0	123.1
Total	18	14	164	0/0	1	37	0	123.1

PASS RECEIVING	TAR	REC	YDS	AVG	LG	TD
W.Dissly	6	5	30	6.0	14	0
J.Dobbins	3	3	5	1.7	4	0
L.McConkey	2	2	52	26.0	37	0
Q.Johnston	2	2	24	12.0	16	1
J.Palmer	2	1	36	36.0	36	0
D.Davis	1	1	17	17.0	17	0
H.Hurst	1	0	0	0.0	0	0
J.Reagor	1	0	0	0.0	0	0
Total	18	14	164	11.7	37	1

INTERCEPTIONS	NO	YDS	AVG	LG	TD
Total	0	0	0	0	0

PUNTING	NO	YDS	AVG	NET	TB	IN20	LG
J.Scott	3	116	38.7	38.7	0	1	47
Total	3	116	38.7	38.7	0	1	47

PUNT RETURNS	NO	YDS	AVG	FC	LG	TD
D.Davis	2	14	7.0	1	8	0
[OUT OF BOUNDS]	1	0	0.0	0	0	0
Total	2	14	7.0	1	8	0

KICKOFF RETURNS	NO	YDS	AVG	FC	LG	TD
D.Davis	1	56	56.0	0	56	0
[TOUCHBACK]	2	0	0.0	0	0	0
Total	1	56	56.0	0	56	0

Tennessee Titans

FUMBLES	FUM	LOST	OWN-REC	YDS	TD	FORCED	OPP-REC	YDS	TD	OUT-BDS
W.Levis	1	0	0	0	0	0	0	0	0	0
J.Latham	0	0	1	4	0	0	0	0	0	0
Total	1	0	1	4	0	0	0	0	0	0

Los Angeles Chargers

FUMBLES	FUM	LOST	OWN-REC	YDS	TD	FORCED	OPP-REC	YDS	TD	OUT-BDS
B.Dupree	0	0	0	0	0	1	0	0	0	0
Total	0	0	0	0	0	1	0	0	0	0

Tennessee Titans vs Los Angeles Chargers
11/10/2024 at SoFi Stadium

Final Team Statistics

	Visitor Titans	Home Chargers
TOTAL FIRST DOWNS	19	23
By Rushing	8	11
By Passing	10	8
By Penalty	1	4
THIRD DOWN EFFICIENCY	3-9-33.3%	4-10-40.0%
FOURTH DOWN EFFICIENCY	0-0-0.0%	1-1-100.0%
TOTAL NET YARDS	289	309
Total Offensive Plays (inc. times thrown passing)	51	57
Average gain per offensive play	5.7	5.4
NET YARDS RUSHING	132	145
Total Rushing Plays	21	39
Average gain per rushing play	6.3	3.7
Tackles for a loss-number and yards	1-1	3-5
NET YARDS PASSING	157	164
Times thrown - yards lost attempting to pass	7-18	0-0
Gross yards passing	175	164
PASS ATTEMPTS-COMPLETIONS-HAD INTERCEPTED	23-18-0	18-14-0
Avg gain per pass play (inc.# thrown passing)	5.2	9.1
KICKOFFS Number-In End Zone-Touchbacks	4-2-2	6-5-3
PUNTS Number and Average	4-53.5	3-38.7
Had Blocked	0	0
FGs - PATs Had Blocked	0-0	0-0
Net Punting Average	50.0	38.7
TOTAL RETURN YARDAGE (Not Including Kickoffs)	0	14
No. and Yards Punt Returns	0-0	2-14
No. and Yards Kickoff Returns	3-87	1-56
No. and Yards Interception Returns	0-0	0-0
PENALTIES Number and Yards	9-68	5-30
FUMBLES Number and Lost	1-0	0-0
TOUCHDOWNS	2	3
Rushing	0	2
Passing	2	1
EXTRA POINTS Made-Attempts	2-2	3-3
Kicking Made-Attempts	2-2	3-3
FIELD GOALS Made-Attempts	1-2	2-2
RED ZONE EFFICIENCY	1-3-33%	3-5-60%
GOAL TO GO EFFICIENCY	0-0-0%	1-2-50%
SAFETIES	0	0
FINAL SCORE	17	27
TIME OF POSSESSION	29:01	30:59

Tennessee Titans vs Los Angeles Chargers
11/10/2024 at SoFi Stadium

Ball Possession And Drive Chart

Tennessee Titans

#	Time Recd	Time Lost	Time Poss	How Ball Obtained	Drive Began	# Play	Yds Gain	Yds Pen	Net Yds	1st Down	Last Scrm	How Given Up
1	8:08	4:25	3:43	Kickoff	TEN 28	7	77	-5	72	4	LAC 41	Touchdown
2	2:27	0:48	1:39	Punt	TEN 16	3	2	0	2	0	TEN 18	Punt
3	12:07	6:19	5:48	Kickoff	TEN 28	9	51	-10	41	4	* LAC 31	Missed FG
4	1:55	0:36	1:19	Kickoff	TEN 30	3	5	0	5	0	TEN 35	Punt
5	0:04	0:00	0:04	Punt	TEN 48	1	19	0	19	1	TEN 48	End of Half
6	15:00	7:51	7:09	Kickoff	TEN 30	11	62	0	62	4	* LAC 8	Field Goal
7	3:24	14:49	3:35	Kickoff	TEN 30	5	8	0	8	1	TEN 38	Punt
8	7:39	4:30	3:09	Kickoff	TEN 31	5	8	-5	3	1	TEN 34	Punt
9	3:24	0:49	2:35	Punt	TEN 39	9	61	0	61	4	* LAC 15	Touchdown

(280) Average TEN 31

Los Angeles Chargers

#	Time Recd	Time Lost	Time Poss	How Ball Obtained	Drive Began	# Play	Yds Gain	Yds Pen	Net Yds	1st Down	Last Scrm	How Given Up
1	15:00	8:08	6:52	Kickoff	LAC 30	12	63	5	68	5	* TEN 2	Field Goal
2	4:25	2:27	1:58	Kickoff	LAC 30	3	7	0	7	0	LAC 37	Punt
3	0:48	12:07	3:41	Punt	LAC 24	9	37	20	57	4	* TEN 19	Field Goal
4	6:19	1:55	4:24	Missed FG	LAC 39	8	61	0	61	3	* TEN 4	Touchdown
5	0:36	0:04	0:32	Punt	LAC 13	4	10	0	10	1	LAC 23	Punt
6	7:51	3:24	4:27	Kickoff	TEN 43	7	43	0	43	3	* TEN 16	Touchdown
7	14:49	7:39	7:10	Punt	LAC 5	11	87	8	95	7	* TEN 1	Touchdown
8	4:30	3:24	1:06	Punt	LAC 18	3	3	0	3	0	LAC 21	Punt
9	0:49	0:00	0:49	Kickoff	TEN 46	2	-2	0	-2	0	TEN 47	End of Game

(270) Average LAC 30

* inside opponent's 20

Time of Possession by Quarter		1st	2nd	3rd	4th	OT	Total
Visitor	Tennessee Titans	5:22	7:11	10:33	5:55		29:01
Home	Los Angeles Chargers	9:38	7:49	4:27	9:05		30:59
Kickoff Drive No.-Start Average		Titans: 6 - TEN 30		Chargers: 3 - LAC 39			

First Quarter

11/10/2024

Play By Play

TEN wins the coin toss and elects to defer. LAC elects to Receive, and TEN elects to defend the south goal.

N.Folk kicks 65 yards from TEN 35 to end zone, Touchback to the LAC 30.

Los Angeles Chargers at 15:00

1-10-LAC 30	(15:00) J.Herbert pass short right to Q.Johnston to LAC 38 for 8 yards (J.Brownlee).	
2-2-LAC 38	(14:20) (Shotgun) J.Dobbins left end to LAC 37 for -1 yards (A.Key).	
3-3-LAC 37	(13:42) (Shotgun) J.Herbert pass short left to W.Dissly to LAC 42 for 5 yards (J.Gibbens).	P1
<u>1-10-LAC 42</u>	(13:05) (Shotgun) J.Herbert pass short left to W.Dissly to TEN 44 for 14 yards (K.Murray).	P2
<u>1-10-TEN 44</u>	(12:27) G.Edwards up the middle to TEN 33 for 11 yards (A.Hooker, M.Brown).	R3
<u>1-10-TEN 33</u>	(11:55) D.Davis right end to TEN 27 for 6 yards (T.Sweat).	
2-4-TEN 27	(11:17) (Shotgun) J.Herbert pass short right to J.Dobbins pushed ob at TEN 23 for 4 yards (A.Hooker) [A.Key].	P4
<u>1-10-TEN 23</u>	(10:38) (Shotgun) J.Herbert scrambles up the middle to TEN 15 for 8 yards (H.Landry; M.Brown).	
2-2-TEN 15	(10:01) <i>PENALTY on TEN, Defensive Too Many Men on Field, 5 yards, enforced at TEN 15 - No Play.</i>	X5
<u>1-10-TEN 10</u>	(9:39) G.Edwards right guard to TEN 5 for 5 yards (J.Gibbens; K.Murray).	
2-5-TEN 5	(8:56) J.Herbert pass incomplete short right to H.Hurst.	
3-5-TEN 5	(8:52) (Shotgun) J.Herbert scrambles up the middle to TEN 2 for 3 yards (J.Gibbens).	
4-2-TEN 2	(8:10) C.Dicker 21 yard field goal is GOOD, Center-J.Harris, Holder-J.Scott.	

Timeout at 08:08.

TEN 0 LAC 3, 12 plays, 68 yards, 1 penalty, 6:52 drive, 6:52 elapsed

C.Dicker kicks 65 yards from LAC 35 to TEN 0. J.Chestnut to TEN 28 for 28 yards (N.Niemann).

Tennessee Titans at 8:08, (1st play from scrimmage 8:02)

1-10-TEN 28	(8:02) T.Pollard left guard to TEN 35 for 7 yards (D.Henley).	
2-3-TEN 35	(7:27) (Shotgun) T.Pollard up the middle to TEN 39 for 4 yards (P.Ford).	R1
<u>1-10-TEN 39</u>	(6:55) (Shotgun) W.Levis pass short left to T.Pollard to TEN 41 for 2 yards (D.Henley).	
2-8-TEN 41	(6:11) (Shotgun) W.Levis up the middle to LAC 47 for 12 yards (E.Molden; D.Henley).	R2
<u>1-10-LAC 47</u>	(5:35) (Shotgun) W.Levis pass short left to C.Ridley to LAC 36 for 11 yards (D.Perryman; D.Henley).	P3
<u>1-10-LAC 36</u>	(4:55) (Shotgun) <i>PENALTY on TEN-L.Watson, False Start, 5 yards, enforced at LAC 36 - No Play.</i>	
1-15-LAC 41	(4:34) (Shotgun) W.Levis pass incomplete short left to C.Ridley.	
2-15-LAC 41	(4:32) (Shotgun) W.Levis pass deep left to C.Ridley for 41 yards, TOUCHDOWN.	P4
	N.Folk extra point is GOOD, Center-M.Cox, Holder-R.Stonehouse.	

Timeout at 04:25.

TEN 7 LAC 3, 7 plays, 72 yards, 3:43 drive, 10:35 elapsed

N.Folk kicks 65 yards from TEN 35 to end zone, Touchback to the LAC 30.

Los Angeles Chargers at 4:25

1-10-LAC 30	(4:25) J.Dobbins left tackle to LAC 32 for 2 yards (H.Landry, J.Gibbens).	
2-8-LAC 32	(3:51) (Shotgun) J.Herbert pass short left to W.Dissly to LAC 35 for 3 yards (M.Brown).	
3-5-LAC 35	(3:09) (Shotgun) J.Herbert scrambles up the middle to LAC 37 for 2 yards (A.Key).	
4-3-LAC 37	(2:35) J.Scott punts 47 yards to TEN 16, Center-J.Harris, fair catch by J.Jackson.	

Timeout at 02:27.

Tennessee Titans at 2:27

1-10-TEN 16	(2:27) T.Pollard left guard to TEN 19 for 3 yards (D.James).	
2-7-TEN 19	(1:51) (Shotgun) W.Levis sacked at TEN 18 for -1 yards (D.Henley).	
3-8-TEN 18	(1:03) (Shotgun) W.Levis pass incomplete short right to C.Ridley (C.Hart).	
4-8-TEN 18	(:59) R.Stonehouse punts 56 yards to LAC 26, Center-M.Cox. D.Davis to LAC 34 for 8 yards (T.Avery).	
	<i>PENALTY on LAC-A.Finley, Offensive Holding, 10 yards, enforced at LAC 34.</i>	

Timeout at 00:48.

Los Angeles Chargers at 0:48

1-10-LAC 24	(:48) (Shotgun) J.Herbert pass short middle to J.Dobbins to LAC 27 for 3 yards (R.McCreary).	
2-7-LAC 27	(:09) (Shotgun) J.Dobbins left end pushed ob at LAC 38 for 11 yards (J.Brownlee).	R6

Tennessee Titans vs Los Angeles Chargers at SoFi Stadium

END OF QUARTER

	Score	Time Poss	First Downs				Efficiencies	
			R	P	X	T	3 Down	4 Down
Tennessee Titans	7	5:22	2	2	0	4	0/1	0/0
Los Angeles Chargers	3	9:38	2	3	1	6	1/3	0/0

Second Quarter

11/10/2024

Play By Play

Los Angeles Chargers continued.

<u>1-10-LAC 38</u>	(15:00) (Shotgun) J.Dobbins up the middle to LAC 42 for 4 yards (K.Coburn, J.Gibbens). <i>PENALTY on TEN-K.Coburn, Face Mask, 15 yards, enforced at LAC 42.</i>	X7
<u>1-10-TEN 43</u>	(14:35) (Shotgun) J.Reagor right end to TEN 46 for -3 yards (R.McCreary).	
2-13-TEN 46	(13:54) (Shotgun) J.Herbert pass short right to D.Davis to TEN 29 for 17 yards (J.Gibbens). <i>PENALTY on TEN-J.Brownlee, Illegal Use of Hands, 5 yards, enforced at TEN 29.</i>	P8 X9
<u>1-10-TEN 24</u>	(13:26) (Shotgun) J.Dobbins up the middle to TEN 23 for 1 yard (J.Harrell).	
2-9-TEN 23	(12:49) (Shotgun) J.Herbert pass short middle to W.Dissly to TEN 19 for 4 yards (J.Gibbens).	
3-5-TEN 19	(12:16) (Shotgun) J.Herbert pass incomplete deep left to W.Dissly (R.McCreary).	
4-5-TEN 19	(12:11) C.Dicker 37 yard field goal is GOOD, Center-J.Harris, Holder-J.Scott.	

Timeout at 12:07.

TEN 7 LAC 6, 9 plays, 57 yards, 2 penalties, 3:41 drive, 2:53 elapsed
--

C.Dicker kicks 64 yards from LAC 35 to TEN 1. J.Jackson to TEN 28 for 27 yards (D.Henley).

Tennessee Titans at 12:07, (1st play from scrimmage 12:02)

1-10-TEN 28	(12:02) T.Pollard right tackle to TEN 30 for 2 yards (D.Henley; D.James). <i>PENALTY on LAC-D.James, Defensive Offside, 5 yards, enforced at TEN 28 - No Play.</i>	
1-5-TEN 33	(11:43) (Shotgun) <i>PENALTY on LAC-A.Gilman, Neutral Zone Infraction, 5 yards, enforced at TEN 33 - No Play.</i>	X5
<u>1-10-TEN 38</u>	(11:20) (Shotgun) W.Levis pass incomplete deep right to C.Ridley [T.Tuipulotu].	
2-10-TEN 38	(11:15) (Shotgun) W.Levis pass short right to N.Westbrook-Ikhine to LAC 49 for 13 yards (A.Gilman).	P6
<u>1-10-LAC 49</u>	(10:37) (Shotgun) T.Pollard left end to LAC 34 for 15 yards (A.Gilman).	R7
<u>1-10-LAC 34</u>	(9:56) (Shotgun) W.Levis pass short left to T.Pollard to LAC 33 for 1 yard (D.Henley).	
2-9-LAC 33	(9:12) (Shotgun) T.Spears left end to LAC 23 for 10 yards (D.James).	R8
<u>1-10-LAC 23</u>	(8:25) (Shotgun) T.Spears left end to LAC 21 for 2 yards (O.Ogbonnia).	
2-8-LAC 21	(7:47) (Shotgun) W.Levis pass short left to C.Ridley to LAC 19 for 2 yards (D.Henley).	
3-6-LAC 19	(7:06) (Shotgun) W.Levis pass incomplete short left to N.Westbrook-Ikhine. <i>PENALTY on TEN-L.Watson, Face Mask, 15 yards, enforced at LAC 19 - No Play.</i>	
3-21-LAC 34	(7:02) (Shotgun) <i>PENALTY on TEN-L.Watson, False Start, 5 yards, enforced at LAC 34 - No Play.</i>	
3-26-LAC 39	(7:02) (Shotgun) T.Spears left end to LAC 31 for 8 yards (D.James; E.Molden).	
4-18-LAC 31	(6:24) N.Folk 49 yard field goal is No Good, Wide Right, Center-M.Cox, Holder-R.Stonehouse.	

Timeout at 06:19.

Los Angeles Chargers at 6:19

1-10-LAC 39	(6:19) J.Herbert pass deep right to J.Palmer pushed ob at TEN 25 for 36 yards (A.Hooker).	P10
<u>1-10-TEN 25</u>	(5:50) G.Edwards up the middle to TEN 21 for 4 yards (J.Gibbens).	
2-6-TEN 21	(5:15) (Shotgun) G.Edwards right tackle to TEN 16 for 5 yards (J.Simmons).	
3-1-TEN 16	(4:35) H.Haskins left tackle to TEN 13 for 3 yards (J.Gibbens).	R11
<u>1-10-TEN 13</u>	(3:58) G.Edwards right guard to TEN 8 for 5 yards (M.Brown).	
2-5-TEN 8	(3:15) G.Edwards right end to TEN 5 for 3 yards (J.Brownlee).	
3-2-TEN 5	(2:33) (Shotgun) J.Dobbins up the middle to TEN 4 for 1 yard (J.Simmons; K.Murray).	

Two-Minute Warning

4-1-TEN 4	(2:00) (Shotgun) J.Herbert right tackle for 4 yards, TOUCHDOWN. C.Dicker extra point is GOOD, Center-J.Harris, Holder-J.Scott.	R12
-----------	--	-----

Timeout at 01:55.

TEN 7 LAC 13, 8 plays, 61 yards, 4:24 drive, 13:05 elapsed

C.Dicker kicks 65 yards from LAC 35 to end zone, Touchback to the TEN 30.

Tennessee Titans at 1:55

1-10-TEN 30	(1:55) (Shotgun) T.Spears left guard to TEN 35 for 5 yards (T.Tuipulotu; D.James).	
2-5-TEN 35	(1:32) (No Huddle, Shotgun) W.Levis sacked at TEN 28 for -7 yards (P.Ford).	
3-12-TEN 28	(:49) (Shotgun) W.Levis pass short right to N.Westbrook-Ikhine to TEN 35 for 7 yards (E.Molden; J.Taylor). Timeout #1 by LAC at 00:43.	
4-5-TEN 35	(:43) R.Stonehouse punts 52 yards to LAC 13, Center-M.Cox, fair catch by D.Davis.	

Tennessee Titans vs Los Angeles Chargers at SoFi Stadium

Los Angeles Chargers at 0:36

- 1-10-LAC 13 (:36) J.Dobbins up the middle to LAC 23 for 10 yards (J.Gibbens, A.Hooker). R13
Timeout #2 by LAC at 00:31.
- 1-10-LAC 23 (:31) (Shotgun) J.Herbert pass incomplete deep right to J.Palmer (D.Baker).
- 2-10-LAC 23 (:25) (Shotgun) J.Herbert sacked at LAC 14 for -9 yards (J.Simmons). FUMBLES (J.Simmons) [J.Simmons], touched at LAC 28, RECOVERED by TEN-R.McCreary at LAC 20. R.McCreary for 20 yards, TOUCHDOWN.
The Replay Official reviewed the fumble ruling, and the play was REVERSED.
(Shotgun) J.Herbert pass incomplete short right to J.Reagor (J.Simmons) [J.Simmons].
- 3-10-LAC 23 (:21) (Shotgun) J.Dobbins up the middle to LAC 23 for no gain (S.Joseph).
Timeout #1 by TEN at 00:18.
- 4-10-LAC 23 (:18) J.Scott punts 29 yards to TEN 48, Center-J.Harris, downed by LAC-J.Harris.

Tennessee Titans at 0:04

- 1-10-TEN 48 (:04) (Shotgun) T.Spears up the middle to LAC 33 for 19 yards (T.Tuipulotu). R9

END OF QUARTER

	Score	Time Poss	First Downs				Efficiencies	
			R	P	X	T	3 Down	4 Down
Tennessee Titans	7	7:11	3	1	1	5	0/2	0/0
Los Angeles Chargers	13	7:49	3	2	2	7	1/4	1/1

Third Quarter

Play By Play

TEN elects to Receive, and LAC elects to defend the South goal.

C.Dicker kicks 65 yards from LAC 35 to end zone, Touchback to the TEN 30.

Tennessee Titans at 15:00

<u>1-10-TEN 30</u>	(15:00) (Shotgun) W.Levis pass short left to C.Ridley to TEN 45 for 15 yards (C.Hart).	P10
<u>1-10-TEN 45</u>	(14:13) T.Pollard left end to 50 for 5 yards (C.Hart; D.Henley).	
2-5-50	(13:32) (Shotgun) T.Pollard left end to LAC 47 for 3 yards (D.Henley).	
3-2-LAC 47	(12:47) (Shotgun) W.Levis left end pushed ob at LAC 42 for 5 yards (D.Henley).	R11
<u>1-10-LAC 42</u>	(12:09) (Shotgun) T.Spears left end to LAC 40 for 2 yards (T.Tart). <i>PENALTY on LAC-T.Tuipulotu, Defensive Offside, 5 yards, enforced at LAC 42 - No Play.</i>	
1-5-LAC 37	(11:43) W.Levis sacked at LAC 39 for -2 yards (T.Tuipulotu).	
2-7-LAC 39	(10:53) (Shotgun) <i>PENALTY on TEN, Delay of Game, 5 yards, enforced at LAC 39 - No Play.</i>	
2-12-LAC 44	(10:36) (Shotgun) W.Levis pass short left to T.Pollard to LAC 29 for 15 yards (E.Molden).	P12
<u>1-10-LAC 29</u>	(9:53) W.Levis pass short right to C.Okonkwo pushed ob at LAC 15 for 14 yards (D.Perryman).	P13
<u>1-10-LAC 15</u>	(9:22) T.Pollard up the middle to LAC 15 for no gain (E.Molden).	
2-10-LAC 15	(8:45) (Shotgun) W.Levis scrambles up the middle to LAC 8 for 7 yards (B.Dupree).	
3-3-LAC 8	(7:58) (Shotgun) W.Levis pass incomplete short left to J.Whyle.	
4-3-LAC 8	(7:54) N.Folk 27 yard field goal is GOOD, Center-M.Cox, Holder-R.Stonehouse.	

Timeout at 07:51.

TEN 10 LAC 13, 11 plays, 62 yards, 1 penalty, 7:09 drive, 7:09 elapsed

N.Folk kicks 64 yards from TEN 35 to LAC 1. D.Davis pushed ob at TEN 43 for 56 yards (N.Folk).

Los Angeles Chargers at 7:51, (1st play from scrimmage 7:42)

1-10-TEN 43	(7:42) (Shotgun) J.Herbert pass short right to L.McConkey to TEN 28 for 15 yards (R.McCreary).	P14
<u>1-10-TEN 28</u>	(7:00) G.Edwards left end to TEN 19 for 9 yards (M.Brown).	
2-1-TEN 19	(6:19) G.Edwards right tackle to TEN 19 for no gain (J.Simmons, S.Joseph).	
3-1-TEN 19	(5:39) J.Herbert up the middle to TEN 18 for 1 yard (J.Gibbens).	R15
<u>1-10-TEN 18</u>	(4:56) (Shotgun) J.Herbert pass short right to W.Dissly pushed ob at TEN 14 for 4 yards (K.Murray).	
2-6-TEN 14	(4:15) (Shotgun) J.Herbert pass short right to J.Dobbins to TEN 16 for -2 yards (J.Brownlee, J.Simmons).	
3-8-TEN 16	(3:30) (Shotgun) J.Herbert pass deep right to Q.Johnston for 16 yards, TOUCHDOWN.	P16
	C.Dicker extra point is GOOD, Center-J.Harris, Holder-J.Scott.	

Timeout at 03:24.

TEN 10 LAC 20, 7 plays, 43 yards, 4:27 drive, 11:36 elapsed

C.Dicker kicks 65 yards from LAC 35 to end zone, Touchback to the TEN 30.

Tennessee Titans at 3:24

1-10-TEN 30	(3:24) (Shotgun) T.Pollard right tackle to TEN 33 for 3 yards (C.Murphy).	
2-7-TEN 33	(2:49) (Shotgun) W.Levis pass short right to N.Westbrook-Ikhine to TEN 44 for 11 yards (E.Molden).	P14
<u>1-10-TEN 44</u>	(2:10) (Shotgun) W.Levis sacked at TEN 39 for -5 yards (T.Tuipulotu).	
2-15-TEN 39	(1:25) (Shotgun) W.Levis pass short left to T.Pollard to TEN 40 for 1 yard (D.Henley, B.Dupree).	
3-14-TEN 40	(:43) (Shotgun) W.Levis sacked at TEN 38 for -2 yards (J.Bosa).	

END OF QUARTER

	Score	Time Poss	First Downs				Efficiencies	
			R	P	X	T	3 Down	4 Down
Tennessee Titans	10	10:33	1	4	0	5	1/3	0/0
Los Angeles Chargers	20	4:27	1	2	0	3	2/2	0/0

Fourth Quarter

Play By Play

Tennessee Titans continued.

4-16-TEN 38 (15:00) R.Stonehouse punts 58 yards to LAC 4, Center-M.Cox. D.Davis to LAC 16 for 12 yards (L.Gifford).
PENALTY on LAC-A.Finley, Illegal Block Above the Waist, 5 yards, enforced at LAC 10.

Timeout at 14:49.

Los Angeles Chargers at 14:49

1-10-LAC 5 (14:49) J.Dobbins up the middle to LAC 8 for 3 yards (H.Landry, J.Brownlee).
 2-7-LAC 8 (14:08) J.Herbert pass short left to L.McConkey ran ob at LAC 45 for 37 yards (M.Brown). P17
1-10-LAC 45 (13:25) (Shotgun) J.Dobbins up the middle to LAC 48 for 3 yards (J.Simmons; H.Landry).
 2-7-LAC 48 (12:44) (Shotgun) J.Herbert scrambles right end to TEN 44 for 8 yards (J.Gibbens). R18
1-10-TEN 44 (11:55) G.Edwards left tackle to TEN 34 for 10 yards (T.Sweat; J.Gibbens). R19
1-10-TEN 34 (11:17) G.Edwards right end to TEN 31 for 3 yards (K.Murray; D.Baker).
 2-7-TEN 31 (10:34) J.Herbert scrambles right end to TEN 23 for 8 yards (K.Murray). R20
1-10-TEN 23 (9:49) J.Dobbins left end pushed ob at TEN 11 for 12 yards (M.Brown). R21
1-10-TEN 11 (9:06) (Shotgun) J.Reagor right end to TEN 10 for 1 yard (J.Gibbens).
 2-9-TEN 10 (8:26) (Shotgun) J.Herbert pass incomplete short right to J.Dobbins.
PENALTY on TEN-K.Murray, Defensive Pass Interference, 8 yards, enforced at TEN 10 - No Play. X22
1-2-TEN 2 (8:22) (Shotgun) J.Dobbins up the middle to TEN 1 for 1 yard (T.Sweat; J.Gibbens).
 2-1-TEN 1 (7:42) **H.Haskins up the middle for 1 yard, TOUCHDOWN.** R23
 C.Dicker extra point is GOOD, Center-J.Harris, Holder-J.Scott.

Timeout at 07:39.

TEN 10 LAC 27, 11 plays, 95 yards, 1 penalty, 7:10 drive, 7:21 elapsed

C.Dicker kicks 66 yards from LAC 35 to TEN -1. J.Chestnut to TEN 31 for 32 yards (D.Bootle).

Tennessee Titans at 7:39, (1st play from scrimmage 7:33)

1-10-TEN 31 (7:33) (Shotgun) T.Pollard right tackle to TEN 35 for 4 yards (D.Henley).
 2-6-TEN 35 (7:09) (No Huddle, Shotgun) W.Levis scrambles up the middle to TEN 43 for 8 yards (E.Molden). R15
1-10-TEN 43 (6:41) (No Huddle, Shotgun) W.Levis sacked at TEN 42 for -1 yards (B.Dupree).
 2-11-TEN 42 (6:01) (Shotgun) *PENALTY on TEN-J.Latham, False Start, 5 yards, enforced at TEN 42 - No Play.*
 2-16-TEN 37 (6:01) (Shotgun) W.Levis pass short left to T.Spears to TEN 30 for -7 yards (B.Dupree, T.Tuipulotu).
 3-23-TEN 30 (5:21) (Shotgun) W.Levis sacked at TEN 25 for -5 yards (B.Dupree). FUMBLES (B.Dupree) [B.Dupree], recovered by TEN-J.Latham at TEN 25.
 J.Latham to TEN 34 for 9 yards (D.Henley).
 4-19-TEN 34 (4:37) R.Stonehouse punts 48 yards to LAC 18, Center-M.Cox, out of bounds.

Timeout at 04:30.

Los Angeles Chargers at 4:30

1-10-LAC 18 (4:30) (Shotgun) J.Dobbins up the middle to LAC 17 for -1 yards (J.Harrell).
 2-11-LAC 17 (3:45) J.Dobbins left tackle to LAC 17 for no gain (S.Joseph).
 Timeout #1 by TEN at 03:37.
 3-11-LAC 17 (3:37) (Shotgun) J.Dobbins up the middle to LAC 21 for 4 yards (H.Landry).
 Timeout #2 by TEN at 03:31.
 4-7-LAC 21 (3:31) J.Scott punts 40 yards to TEN 39, Center-J.Harris, fair catch by J.Jackson.

Tennessee Titans at 3:24

1-10-TEN 39 (3:24) (Shotgun) W.Levis pass short middle to T.Spears to TEN 45 for 6 yards (A.Gilman) [M.Fox].
 2-4-TEN 45 (2:55) (No Huddle, Shotgun) W.Levis pass short left to T.Spears pushed ob at 50 for 5 yards (T.Still). P16
1-10-50 (2:49) (Shotgun) T.Spears right end to LAC 46 for 4 yards (M.Fox).
 2-6-LAC 46 (2:25) (No Huddle, Shotgun) W.Levis pass incomplete deep right to C.Ridley.
 3-6-LAC 46 (2:20) (Shotgun) W.Levis pass short right to B.Oliver to LAC 27 for 19 yards (C.Hart). P17
1-10-LAC 27 (2:01) (No Huddle, Shotgun) W.Levis pass short right to B.Oliver ran ob at LAC 23 for 4 yards (C.Hart).

Two-Minute Warning

2-6-LAC 23 (1:58) (Shotgun) T.Spears right end to LAC 24 for -1 yards (M.Fox, E.Molden).
 3-7-LAC 24 (1:34) (No Huddle, Shotgun) W.Levis scrambles right end to LAC 15 for 9 yards (T.Still). R18
1-10-LAC 15 (1:54) (Shotgun) **W.Levis pass short left to C.Ridley for 15 yards, TOUCHDOWN.** P19
 N.Folk extra point is GOOD, Center-M.Cox, Holder-R.Stonehouse.

Tennessee Titans vs Los Angeles Chargers at SoFi Stadium

Timeout #1 by LAC at 00:49.

TEN 17 LAC 27, 9 plays, 61 yards, 2:35 drive, 14:11 elapsed

N.Folk kicks onside 11 yards from TEN 35 to TEN 46. D.Henley (didn't try to advance) to TEN 46 for no gain.

Los Angeles Chargers at 0:49, (1st play from scrimmage 0:48)

1-10-TEN 46 (:48) J.Herbert kneels to TEN 47 for -1 yards.

2-11-TEN 47 (:30) J.Herbert kneels to TEN 48 for -1 yards.

END OF QUARTER

	Score	Time Poss	First Downs				Efficiencies	
			R	P	X	T	3 Down	4 Down
Tennessee Titans	17	5:55	2	3	0	5	2/3	0/0
Los Angeles Chargers	27	9:05	5	1	1	7	0/1	0/0

Miscellaneous Statistics Report

Tennessee Titans vs Los Angeles Chargers
11/10/2024 at SoFi Stadium

Ten Longest Plays for Tennessee Titans

Yards	Qtr	Play Start	Play Description
41	1	2-15-LAC 41	(4:32) (Shotgun) W.Levis pass deep left to C.Ridley for 41 yards, TOUCHDOWN.
19	2	1-10-TEN 48	(:04) (Shotgun) T.Spears up the middle to LAC 33 for 19 yards (T.Tuipulotu).
19	4	3-6-LAC 46	(2:20) (Shotgun) W.Levis pass short right to B.Oliver to LAC 27 for 19 yards (C.Hart).
15	2	1-10-LAC 49	(10:37) (Shotgun) T.Pollard left end to LAC 34 for 15 yards (A.Gilman).
15	3	1-10-TEN 30	(15:00) (Shotgun) W.Levis pass short left to C.Ridley to TEN 45 for 15 yards (C.Hart).
15	3	2-12-LAC 44	(10:36) (Shotgun) W.Levis pass short left to T.Pollard to LAC 29 for 15 yards (E.Molden).
15	4	1-10-LAC 15	(:54) (Shotgun) W.Levis pass short left to C.Ridley for 15 yards, TOUCHDOWN.
14	3	1-10-LAC 29	(9:53) W.Levis pass short right to C.Okonkwo pushed ob at LAC 15 for 14 yards (D.Perryman).
13	2	2-10-TEN 38	(11:15) (Shotgun) W.Levis pass short right to N.Westbrook-Ikhine to LAC 49 for 13 yards (A.Gilman).
12	1	2-8-TEN 41	(6:11) (Shotgun) W.Levis up the middle to LAC 47 for 12 yards (E.Molden; D.Henley).

Ten Longest Plays for Los Angeles Chargers

Yards	Qtr	Play Start	Play Description
37	4	2-7-LAC 8	(14:08) J.Herbert pass short left to L.McConkey ran ob at LAC 45 for 37 yards (M.Brown).
36	2	1-10-LAC 39	(6:19) J.Herbert pass deep right to J.Palmer pushed ob at TEN 25 for 36 yards (A.Hooker).
22	2	2-13-TEN 46	(13:54) (Shotgun) J.Herbert pass short right to D.Davis to TEN 29 for 17 yards (J.Gibbens).
19	2	1-10-LAC 38	(15:00) (Shotgun) J.Dobbins up the middle to LAC 42 for 4 yards (K.Coburn, J.Gibbens).
16	3	3-8-TEN 16	(3:30) (Shotgun) J.Herbert pass deep right to Q.Johnston for 16 yards, TOUCHDOWN.
15	3	1-10-TEN 43	(7:42) (Shotgun) J.Herbert pass short right to L.McConkey to TEN 28 for 15 yards (R.McCreary).
14	1	1-10-LAC 42	(13:05) (Shotgun) J.Herbert pass short left to W.Dissly to TEN 44 for 14 yards (K.Murray).
12	4	1-10-TEN 23	(9:49) J.Dobbins left end pushed ob at TEN 11 for 12 yards (M.Brown).
11	1	1-10-TEN 44	(12:27) G.Edwards up the middle to TEN 33 for 11 yards (A.Hooker, M.Brown).
11	1	2-7-LAC 27	(:09) (Shotgun) J.Dobbins left end pushed ob at LAC 38 for 11 yards (J.Brownlee).

Touchdown Scoring Information

		Offense	Defense	Special Teams
VISITOR	Tennessee Titans	2	0	0
HOME	Los Angeles Chargers	3	0	0

Player Scoring Information

Club	Player	TD	Rush TD	Rec TD	KO TD	Punt TD	Int TD	Fum TD	Misc TD	FG	XP	2Pt Rush	2Pt Rec	Sfty	Points
TEN	C.Ridley	0	0	2	0	0	0	0	0	0	0	0	0	0	12
TEN	N.Folk	0	0	0	0	0	0	0	0	1	2	0	0	0	5
LAC	C.Dicker	0	0	0	0	0	0	0	0	2	3	0	0	0	9
LAC	J.Herbert	0	1	0	0	0	0	0	0	0	0	0	0	0	6
LAC	H.Haskins	0	1	0	0	0	0	0	0	0	0	0	0	0	6
LAC	Q.Johnston	0	0	1	0	0	0	0	0	0	0	0	0	0	6

Possession Detail

	First Half		Second Half		Game	
	Visitor	Home	Visitor	Home	Visitor	Home
Largest Lead	4	6	0	17	4	17
Drives Leading	2	1	0	4	2	5
Time of Possession Leading	7:27	0:32	0:00	13:32	7:27	14:04
Largest Deficit	-6	-4	-17	0	-17	-4
Drives Trailing	3	3	4	0	7	3
Time of Possession Trailing	5:06	10:03	16:28	0:00	21:34	10:03
Times Score Tied Up		0		0		0
Lead Changes		3		0		3

Playtime Percentage

Percent of playtime per player on offense, defense and special teams (Unofficial)

Tennessee Titans

Los Angeles Chargers

		Tennessee Titans				Los Angeles Chargers					
		Offense	Defense	Special Teams				Offense	Defense	Special Teams	
D.Brunskill	C	54	100%	4	15%	J.Alt	T	59	100%	5	19%
J.Latham	T	54	100%	4	15%	R.Slater	T	59	100%	5	19%
P.Skoronski	G	54	100%	4	15%	Z.Johnson	G	59	100%	5	19%
W.Levis	QB	54	100%			J.Herbert	QB	59	100%		
N.Westbrook-Ikhine	WR	54	100%			B.Bozeman	C	59	100%		
D.Radunz	T	54	100%			Q.Johnston	WR	49	83%		
C.Ridley	WR	50	93%			J.Salyer	G	48	81%	5	19%
L.Watson	T	33	61%	4	15%	L.McConkey	WR	46	78%	1	4%
T.Boyd	WR	33	61%			J.Dobbins	RB	39	66%		
C.Okonkwo	TE	29	54%	10	38%	W.Dissly	TE	32	54%	1	4%
T.Pollard	RB	29	54%			J.Palmer	WR	31	53%		
T.Spears	RB	25	46%			S.Matlock	FB	24	41%	2	4%
J.Whyle	TE	22	41%	4	15%	T.Fisk	TE	23	39%	11	42%
J.Ojukwu	T	21	39%	4	15%	J.Reagor	WR	18	31%	4	15%
N.Vannett	TE	14	26%	10	38%	G.Edwards	RB	15	25%		
J.Jackson	WR	11	20%	9	35%	F.Sarell	T	11	19%	5	19%
B.Oliver	WR	3	6%			H.Hurst	TE	9	15%		
J.Gibbens	LB		59 100%	15	58%	H.Haskins	RB	5	8%	16	62%
A.Hooker	FS		59 100%			D.Davis	WR	2	3%	8	31%
K.Murray	LB		59 100%			S.Mustipher	C	1	2%	5	19%
M.Brown	FS		58 98%	13	50%	D.Chark	WR	1	2%		
D.Baker	CB		58 98%	11	42%	D.Henley	LB		54 100%	10	38%
J.Brownlee	CB		58 98%	2	8%	D.James	SS		54 100%		
J.Simmons	DT		46 78%	5	19%	C.Hart	CB		50 93%	4	15%
H.Landry	LB		44 75%			A.Gilman	SS		50 93%	1	4%
A.Key	LB		40 68%	5	19%	T.Still	CB		49 91%	4	15%
T.Sweat	NT		37 63%	5	19%	E.Molden	CB		48 89%	10	38%
R.McCreary	CB		34 58%	4	15%	T.Tuipulotu	DE		45 83%	21	81%
S.Joseph	DT		32 54%	5	19%	B.Dupree	LB		37 69%		
J.Harrell	LB		23 39%	9	35%	M.Fox	DT		33 61%	4	15%
J.Lynch	NT		18 31%	1	4%	J.Taylor	CB		30 56%	11	42%
A.Gaye	DE		12 20%	3	12%	P.Ford	DE		30 56%	4	15%
K.Coburn	NT		12 20%			D.Perryman	LB		29 54%	4	15%
J.Williams	LB			22	85%	O.Ogbonnia	DT		23 43%	4	15%
L.Gifford	LB			22	85%	J.Bosa	DE		20 37%		
O.Reese	LB			17	65%	T.Tart	DT		16 30%	3	12%
J.Hardee	CB			17	65%	C.Murphy	LB		10 19%	16	62%
J.Chestnut	RB			13	50%	E.Apple	CB		9 17%	4	15%
J.Wood	FS			13	50%	K.Mack	DE		4 7%		
D.Worley	FS			12	46%	T.Dye	LB		1 2%	21	81%
M.Cox	LS			8	31%	N.Niemann	LB			21	81%
N.Folk	K			8	31%	A.Finley	FS			17	65%
R.Stonehouse	P			8	31%	D.Bootle	CB			11	42%
T.Avery	CB			7	27%	C.Dicker	K			11	42%
N.Petit-Frere	T			4	15%						

C.Levin	C	4	15%	J.Harris	LS	8	31%
				J.Scott	P	8	31%
				B.Jaimes	G	5	19%