

2022 LAS VEGAS RAIDERS

WEEKLY RELEASE

WK 13 PRESENTED BY **COX**



6-5

WEEK 13

Sunday, December 4, 2022

1:25 PM (PT)

Allegiant Stadium



4-7

TABLE OF CONTENTS

Cover	1	Third Down Efficiency Team/Opponents	85
Release	4-56	Fourth Down Efficiency	86
Game Release	4-56	100.0+ Passer Rating	87
Rosters Divider	57	Completions by Distance	88
Rosters	58-66	Yards Gained By Down	89
Roster/Alphabetical	58	Big Returns: Kickoff and Punt	90
Roster/Numerical	59	Opponent Big Returns: Kickoff and Punt	91
Roster/Depth Chart	60	Takeaways and Opponent Takeaways	92
Roster/Positional	61	Turnover Breakdown Chart - Team and Opponent	93
Roster/How Built	62	Red Zone Efficiency	94
Roster/Game-By-Game Starters & Inactives	63	Onside Kicks	95
Player Participation	64	Blocked Kicks	96
Roster/Transactions	65	Two-Point Conversions	97
Stats Divider	67	Scoring Breakdown	98
Raiders Statistics	68-107	Goal to Go Situations	99
Team Stats	68	Goal to Go Situations - Detailed	100
Defensive/Special Teams Stats	69	Replay Challenges	101
Game-By-Game Offense	70	Team Record When...	102
Game-by-Game Defense	71	The Last Time	103-107
Team Highs And Lows	72	Updated Player Bios Divider	108
Individual Single-Game Highs	74	Updated Player Bios	109-169
Opponents Individual Highs	75	Game Summaries Divider	170
Big Yardage Games	76	Game Summaries	171-181
Big Plays of 20+ Yards	77	Last Week's Game Divider	182
Opponent Big Plays of 20+ Yards	78	Last Week's Game	183-218
Longest Drives	79	Gamebook	183-204
Drive Charts	80-82	Last Week's Game Clips	205-218
Drive Charts - Opening Drives	83	Feature Clips Divider	219
Advances Chart	84	Feature Clips	220-273

WEEKLY RELEASE



6-5

WEEK 13

Sunday, Dec. 4, 2022
1:25 p.m. (PT)
Allegiant Stadium



4-7

2022 SCHEDULE

REGULAR SEASON

Sun., Sep. 11	at Los Angeles Chargers	L, 19-24	0-1
Sun., Sep. 18	ARIZONA CARDINALS	L, 23-29 (OT)	0-2
Sun., Sep. 25	at Tennessee Titans	L, 22-24	0-3
Sun., Oct. 2	DENVER BRONCOS	W, 32-23	1-3
Mon., Oct. 10	at Kansas City Chiefs	L, 29-30	1-4
BYE WEEK			
Sun., Oct. 23	HOUSTON TEXANS	W, 38-20	2-4
Sun., Oct. 30	at New Orleans Saints	L, 0-24	2-5
Sun., Nov. 6	at Jacksonville Jaguars	L, 20-27	2-6
Sun., Nov. 13	INDIANAPOLIS COLTS	L, 20-25	2-7
Sun., Nov. 20	at Denver Broncos	W, 22-16 (OT)	3-7
Sun., Nov. 27	at Seattle Seahawks	W, 40-34 (OT)	4-7
Sun., Dec. 4	LOS ANGELES CHARGERS	1:25 p.m.	CBS
Thu., Dec. 8	at Los Angeles Rams	5:15 p.m.	Prime
Sun., Dec. 18	NEW ENGLAND PATRIOTS	5:20 p.m.	NBC*
Sat., Dec. 24	at Pittsburgh Steelers	5:15 p.m.	NFLN
Sun., Jan. 1	SAN FRANCISCO 49ERS	1:05 p.m.	FOX
Sat. or Sun., Jan. 7/8	KANSAS CITY CHIEFS	TBD	TBD

BROADCAST INFORMATION

TELEVISION

CBS
Play-by-Play: Greg Gumbel
Color Analyst: Adam Archuleta
Sideline Reporter: AJ Ross
Producer: Jonathan Segal
Director: Mark Grant



LOCAL RADIO

Raiders Radio Network
Flagship: KOMP 92.3 FM "The Rock Station"
 and KRLV "Raider Nation Radio 920 AM"
 via Compass Media Network
Play-by-play: Jason Horowitz
Color Analyst: Lincoln Kennedy



SPANISH RADIO

Spanish Flagship: Deportes Vegas 1460 AM (KENO)
Play-by-play: Harry Ruiz
Color Analyst: Demian Reyes

SIRIUSXM RADIO

SiriusXM 138 or 381 and on the SXM App

RAIDERS BY THE NUMBERS

2.57

QB Derek Carr has thrown 18 touchdowns and only seven interceptions in 2022. His 2.57 touchdowns per interception is the seventh best rate in the NFL (min. 350 attempts).

9-2

The Raiders have won the last two games in overtime - their two overtime wins are the most in the NFL in 2022. Over the last 10 seasons (2013-22), the Raiders are 9-2 in overtime games. Their nine wins in overtime are the most in the NFL over the last 10 seasons and their .818 win percentage is the third best in the league.

60

DE Maxx Crosby now owns 60 career tackles for loss since entering the league in 2019. Among defensive linemen in their first four seasons in the NFL (since 1999), **Crosby's** 60 tackles for loss are the third most in the league.

67

DE Maxx Crosby has racked up 67 total tackles through 11 games in 2022, the most among all NFL defensive linemen this season. His 67 tackles are a career best for **Crosby** and are the most through 11 games in Raiders history by a defensive lineman. It is also tied for the most through 11 games by a defensive lineman in the NFL since 1987 (Rob Ninkovich, 2013).

80

RB Josh Jacobs has recorded 80 first downs (67 rush, 13 reception). His 80 total first downs are the most in the NFL by any non quarterback.

363.5

The Raiders are averaging 363.5 yards of offense per game in 2022, the seventh best mark in the NFL.

1,000

In Week 12 against Seattle, **RB Josh Jacobs** eclipsed 1,000 rushing yards on the season, becoming the third player in club history with three seasons of at least 1,000 rushing yards - he joins Marcus Allen (1983-85) and Mark van Eeghen (1976-78) as the only players to accomplish the feat.

UNDRAFTED GEMS

Every preseason, hundreds of undrafted free agents around the NFL battle to make a 53-man roster. This season, four UDFAs made the Raiders final 53-man roster, tied for the most over the last 10 seasons by the Raiders and the most since 2019.

Here are the 20 players on the current Raiders roster that entered the league as undrafted free agents:

Player	School	Year	Team
Brandon Bolden	Mississippi	2012	Patriots
Curtis Bolton	Oklahoma	2019	Packers
Tashawn Bower	LSU	2017	Vikings
Darien Butler	Arizona State	2022	Raiders
AJ Cole	NC State	2019	Raiders
Keelan Cole	Kentucky Wesleyan	2017	Jaguars
Lester Cotton Sr.	Alabama	2019	Raiders
Matthias Farley	Notre Dame	2016	Cardinals
Tyler Hall	Wyoming	2020	Falcons
Jacob Hollister	Wyoming	2017	Patriots
Jesper Horsted	Princeton	2019	Bears
Andre James	UCLA	2019	Raiders
Jakob Johnson	Tennessee	2019	Patriots
Luke Masterson	Wake Forest	2022	Raiders
Isaiah Pola-Mao	USC	2022	Raiders
Trent Sieg	Colorado State	2018	Ravens
Roderic Teamer	Tulane	2019	Chargers
DJ Turner	Pittsburgh	2021	Raiders
Kendal Vickers	Tennessee	2018	Steelers
Sam Webb	Missouri Western	2022	Raiders

RAIDERS SUPERLATIVES

VS. LOS ANGELES CHARGERS

Team Single-Game Highs/Lows

Total Yards: 553; Sept. 22, 1996
Rushing Yards: 251; Dec. 5, 2010
Passing Yards: 417; Jan. 1, 2012
Fewest Total Yards Allowed: 93; Oct. 5, 1975
Fewest Rushing Yards Allowed: 19; Dec. 22, 2019
Fewest Passing Yards Allowed: -22; Oct. 5, 1975
Points Scored: 51; Oct. 29, 1967
Fewest Points Allowed: 0, five times; last: Sept. 18, 1977
Touchdowns: 7; Oct. 29, 1967

Individual Single-Game Highs

Pass Attempts: 48, Kerry Collins; Oct. 16, 2005
Pass Completions: 35, Rich Gannon; Oct. 20, 2002
Passing Yards: 424, Jeff Hostetler; Oct. 31, 1993
Passing Touchdowns: 5, Marc Wilson; Oct. 21, 1984
Carries: 30, two times; last: Michael Bush; Nov. 10, 2011
Rushing Yards: 157, Michael Bush; Nov. 10, 2011
Rushing Touchdowns: 3, three times; last: Marcus Allen; Oct. 28, 1985
Receptions: 13, Darren McFadden; Sept. 10, 2012
Receiving Yards: 173, Todd Christensen; Nov. 20, 1986
Receiving Touchdowns: 3, three times; last: Jerry Rice; Nov. 18, 2001

'22 OPPONENTS RECORD

Below is a look at some key information on the Raiders' 14 opponents for the 2022 season.

Opponent	First met	Last met	Series record
Arizona	10/7/73	9/18/22	6-5
Denver	10/2/60	10/2/22	69-53-2
Houston	10/3/04	10/23/22	5-7
Indianapolis	11/28/71	11/13/22	10-9
Jacksonville	9/15/96	11/6/22	4-6
Kansas City	9/16/60	10/10/22	53-69-2
LA Chargers	11/27/60	9/11/22	66-57-2
LA Rams	10/29/72	9/10/18	8-6
New England	10/16/60	9/27/20	14-18-1
New Orleans	11/7/71	10/30/22	7-7-1
Pittsburgh	10/25/70	9/19/21	14-10
San Francisco	12/20/70	11/1/18	7-7
Seattle	11/6/77	11/27/22	29-25
Tennessee	9/11/60	9/25/22	26-22

LAST GAME VS. CHARGERS

September 11, 2022 - Chargers 24, Raiders 19

SoFi Stadium, Inglewood, California

Team Statistics	RAIDERS	CHARGERS
Total Net Yards.....	320	355
Total Offensive Plays.....	56	65
Net Yards Rushing.....	64	76
Total Rushing Plays.....	13	31
Net Yards Passing.....	256	279
Attempts-Completions-INTs.....	37-22-3	34-26-0
Total First Downs.....	18	18
Touchdowns.....	2	3
Field Goals Made-Attempted.....	2-2	1-2
Third Down Efficiency.....	5-11-45%	6-14-43%
Fourth Down Efficiency.....	1-2-50%	0-1-0%
Red Zone Efficiency.....	2-3-67%	2-3-67%
Penalties-Yards.....	3-11	5-21
Time of Possession.....	27:28	32:32

	1	2	3	4	Total
Las Vegas Raiders	3	0	10	6	19
Los Angeles Chargers	3	14	7	0	24

Individual Leaders	
Raiders	Chargers
Passing Yards	
Derek Carr.....295	Justin Herbert..... 279
Rushing Yards	
Josh Jacobs..... 57	Austin Ekeler.....36
Receiving Yards	
Davante Adams.....141	Keenan Allen.....66

2022 INDIVIDUAL LEADERS

RAIDERS

CHARGERS

Passing Yards

Derek Carr..... 2,730 Justin Herbert..... 3,004

Completion Percentage

Derek Carr..... 63.0 Justin Herbert..... 67.4

Passing Touchdowns

Derek Carr..... 18 Justin Herbert..... 19

Carries

Josh Jacobs 216 Austin Ekeler 128
 Derek Carr..... 17 Sony Michel 36
 Zamir White..... 10 Justin Herbert 36

Rushing Yards

Josh Jacobs 1,159 Austin Ekeler 554
 Derek Carr..... 77 Justin Herbert 128
 Zamir White..... 47 Joshua Kelley..... 108

Rushing Touchdowns

Josh Jacobs 9 Austin Ekeler 7
 Joshua Kelley..... 1

Receptions

Davante Adams..... 71 Austin Ekeler 80
 Mack Hollins 40 Joshua Palmer 50
 Josh Jacobs 40 DeAndre Carter..... 38
 Foster Moreau 24 Mike Williams..... 38
 Gerald Everett 38

Receiving Yards

Davante Adams..... 999 Joshua Palmer 552
 Mack Hollins 531 Mike Williams..... 510
 Josh Jacobs 325 Austin Ekeler 497
 Foster Moreau 284 DeAndre Carter..... 452

Receiving Touchdowns

Davante Adams..... 10 Austin Ekeler 5
 Mack Hollins 3 Joshua Palmer 3
 Foster Moreau 2 Mike Williams..... 3
 Three Tied 1 DeAndre Carter..... 3

Tackles

Divine Deablo..... 74 Derwin James Jr..... 100
 Maxx Crosby 67 Drue Tranquill 96
 Denzel Perryman 55 Kenneth Murray Jr..... 48
 Duron Harmon 51 Michael Davis 42
 Jonathan Abram..... 48 Nasir Adderly..... 41

Sacks

Maxx Crosby..... 10.5 Khalil Mack 7.0
 Nate Hobbs..... 1.0 Derwin James Jr..... 4.0
 Denzel Perryman 1.0 Drue Tranquill 3.0
 Tyler Hall..... 1.0 Morgan Fox..... 2.5
 Andrew Billings 1.0

Interceptions

Duron Harmon 2 Bryce Callahan 2
 Amik Robertson 1 Six Tied..... 1
 Denzel Perryman 1

Forced Fumbles

Maxx Crosby..... 2 Derwin James Jr..... 2
 Nate Hobbs..... 1 Khalil Mack 2
 Duron Harmon 1 Six Tied..... 1
 Amik Robertson 1
 Sam Webb 1
 Jesper Horstead 1

2022 TEAM RANKINGS

OFFENSE

RAIDERS

CHARGERS

Category	Stats	Rank	Stats	Rank
Total Offense	363.5	7	348.0	14
Rush Offense	122.8	13	85.8	30
Pass Offense	240.7	8	262.2	6
Points Per Game	24.1	10	22.9	13
Third-Down Off. %	39.1	21	43.0	9
Fourth-Down Off. %	57.9	7	42.1	24
Red Zone Off. (TD%)	50.0	25t	53.9	17

DEFENSE

RAIDERS

CHARGERS

Category	Stats	Rank	Stats	Rank
Total Defense	370.6	26	368.7	25
Rush Defense	117.6	17	151.4	28
Pass Defense	253.0	26	217.4	18
Points Per Game	25.1	26	25.6	29
Third-Down Def. %	45.5	28	44.8	26
Fourth-Down Def. %	41.7	9	40.0	7t
Red Zone Def. (TD%)	69.4	31	53.9	13t

TEAM

RAIDERS

CHARGERS

Category	Stats	Rank	Stats	Rank
Turnover Ratio	-1	22t	3	6t
Penalties	76	28	55	4
Penalty Yards	617	24t	442	5

2022 AFC WEST STANDINGS

Team	W	L	Home	Road	Div.	Con.	PF	PA	Streak	Last 5
Kansas City	9	2	5-1	4-1	3-0	5-2	326	243	W5	5-0
Los Angeles	6	5	2-3	4-2	2-2	4-3	252	282	W1	2-3
Las Vegas	4	7	2-2	2-5	2-2	3-5	265	276	W2	2-3
Denver	3	8	2-3	1-5	0-3	2-6	157	194	L3	1-4

2021 AFC WEST STANDINGS

Team	W	L	Home	Road	Div.	Con.	PF	PA	Streak	Last 5
y-Kansas City	12	5	7-2	5-3	5-1	7-5	480	364	W1	4-1
x-Las Vegas	10	7	5-4	5-3	3-3	8-4	374	439	W4	4-1
Los Angeles	9	8	5-4	4-4	3-3	6-6	474	459	L1	2-3
Denver	7	10	4-5	3-5	1-5	3-9	335	322	L4	1-4



ALL-TIME SERIES

Las Vegas Raiders vs. Los Angeles Chargers

Regular Season: Raiders lead, 66-57-2

Postseason: Raiders lead, 1-0

Raiders at Home: 33-28-1

Raiders on Road: 33-29-1

REGULAR SEASON GAMES SINCE 1995

Date	Location	Winner	Score
09/03/95	Oakland	Raiders	17-7
11/27/95	San Diego	Chargers	12-6
09/22/96	Oakland	Chargers	40-34
10/21/96	San Diego	Raiders	23-14
10/05/97	Oakland	Chargers	25-10
11/16/97	San Diego	Raiders	38-13
10/11/98	Oakland	Raiders	7-6
12/20/98	San Diego	Raiders	17-10
11/14/99	Oakland	Raiders	28-9
12/26/99	San Diego	Chargers	23-20
09/03/00	Oakland	Raiders	9-6
10/29/00	San Diego	Raiders	15-13
11/18/01	Oakland	Raiders	34-24
12/15/01	San Diego	Raiders	13-6
10/20/02	Oakland	Chargers	27-21
12/08/02	San Diego	Raiders	27-7
09/28/03	Oakland	Raiders	34-31
12/28/03	San Diego	Chargers	21-14
10/31/04	San Diego	Chargers	42-14
11/21/04	Oakland	Chargers	23-17
10/16/05	Oakland	Chargers	27-14
12/04/05	San Diego	Chargers	34-10
09/11/06	Oakland	Chargers	27-0
11/26/06	San Diego	Chargers	21-14
10/14/07	San Diego	Chargers	28-14
12/30/07	Oakland	Chargers	30-17
09/28/08	Oakland	Chargers	28-18
12/04/08	San Diego	Chargers	34-7
09/14/09	Oakland	Chargers	24-20
11/01/09	San Diego	Chargers	24-16
10/10/10	Oakland	Raiders	35-27
12/05/10	San Diego	Raiders	28-13
11/10/11	San Diego	Raiders	24-17
01/01/12	Oakland	Chargers	38-26
09/10/12	Oakland	Chargers	22-14
12/30/12	San Diego	Chargers	24-21
10/06/13	Oakland	Raiders	27-17
12/22/13	San Diego	Chargers	26-13
10/12/14	Oakland	Chargers	31-28
11/16/14	San Diego	Chargers	13-6
10/25/15	San Diego	Raiders	37-29
12/24/15	Oakland	Raiders	23-20
10/09/16	Oakland	Raiders	34-31
12/16/16	San Diego	Raiders	19-16
10/15/17	Oakland	Chargers	17-16
12/31/17	Los Angeles	Chargers	30-10
10/07/18	Los Angeles	Chargers	26-10
11/11/18	Oakland	Chargers	20-6
11/07/19	Oakland	Raiders	26-24
12/22/19	Los Angeles	Raiders	24-17
11/08/20	Los Angeles	Raiders	31-26
12/17/20	Las Vegas	Chargers	30-27
10/04/21	Los Angeles	Chargers	28-14
01/09/22	Las Vegas	Raiders	35-32
09/11/22	Los Angeles	Chargers	24-19



RAIDERS



TOTAL OFFENSE

363.5 7th

PASSING OFFENSE

240.7 8th

RUSHING OFFENSE

122.8 13th

SCORING OFFENSE

24.1 10th

SACKS ALLOWED

23 T-8th

THIRD DOWN OFFENSE

39.1% 21st

RED ZONE OFFENSE

50.0% T-25th

GIVEAWAYS

9 T-1st

TOTAL DEFENSE

370.6 26th

PASSING DEFENSE

253.0 26th

RUSHING DEFENSE

117.6 17th

POINTS ALLOWED

25.1 26th

SACKS

16 T-31st

THIRD DOWN DEFENSE

45.5% 28th

RED ZONE DEFENSE

69.4% 31st

TAKEAWAYS

8 T-30th

TOTAL DEFENSE

25th 368.7

PASSING DEFENSE

18th 217.4

RUSHING DEFENSE

28th 151.4

POINTS ALLOWED

28th 25.6

SACKS

14th 27

THIRD DOWN DEFENSE

26th 44.8%

RED ZONE DEFENSE

T-13th 53.9%

TAKEAWAYS

T-9th 15

TOTAL OFFENSE

14th 348.0

PASSING OFFENSE

6th 262.2

RUSHING OFFENSE

30th 85.8

SCORING OFFENSE

13th 22.9

SACKS ALLOWED

7th 22

THIRD DOWN OFFENSE

9th 43.0%

RED ZONE OFFENSE

17th 53.9%

GIVEAWAYS

T-8th 12

INDIVIDUAL STAT LEADERS

CATEGORY	RAIDERS	NO.	CATEGORY	CHARGERS	NO.
Passing Yards	Carr	2,730	Passing Yards	Herbert	3,004
Passer Rating	Carr	92.3	Passer Rating	Herbert	92.7
Completion Percentage	Carr	63.0	Completion Percentage	Herbert	67.4
Rushing Yards	Jacobs	1,159	Rushing Yards	Ekeler	554
Rushing Touchdowns	Jacobs	9	Rushing Touchdowns	Ekeler	7
Receptions	Adams	71	Receptions	Ekeler	80
Receiving Yards	Adams	999	Receiving Yards	Palmer	552
Receiving Touchdowns	Adams	10	Receiving Touchdowns	Ekeler	5
Scrimmage Yards	Jacobs	1,484	Scrimmage Yards	Ekeler	1,051
First Downs	Jacobs	80	First Downs	Ekeler	52
Tackles	Deablo	74	Tackles	James Jr.	100
Sacks	Crosby	10.5	Sacks	Mack	7.0
Interceptions	Harmon	2	Interceptions	Callahan	2
Forced Fumbles	Crosby	2	Forced Fumbles	James Jr. Mack	2
Special Teams Tackles	Farley	8	Special Teams Tackles	Taylor	6
Punt Return Avg.	Cole	6.1	Punt Return Avg.	Carter	10.9
Kick Return Avg.	Abdullah	21.4	Kick Return Avg.	Carter	19.6
Scoring/Non-Kicking	Adams	60	Scoring/Non-Kicking	Ekeler	72
Scoring	Carlson	91	Scoring	Ekeler	72

WHAT TO WATCH FOR vs. CHARGERS

ADAMS

17

- With one receiving yard, Adams will reach 1,000 receiving yards in his 12th game, becoming his fourth career season with 1,000 yards since 2018, tied for the second most in the NFL over that span. He would become only the eighth player in Raiders history to reach 1,000 receiving yards in 11 games or less (Art Powell, 1964).
- With one touchdown, Adams will surpass Calvin Johnson (83) for the fifth most receiving touchdowns in a player's first nine seasons in NFL history.
- Needs four touchdowns over the next three games to surpass Rob Gronkowski (86) for the fifth most touchdowns in a player's first 130 career games. He would be fifth behind four Hall of Famers.
- With 100+ receiving yards, Adams will own 38 career 100-yard games, tied for the second most in the NFL since he entered the league in 2014. His 38 games would rank 10th in NFL history among a player in their first 128 career games.
- With one more game of 100 receiving yards in 2022, he would become the first player in NFL history to record seven plus 100-yard games in three consecutive seasons.
- With 10+ receptions Sunday, Adams would own 22 career games with 10+ receptions, tying Andre Johnson (22) for the second most games with 10+ receptions in NFL history.
- One touchdown in Sunday's game would give Adams his 63rd game with at least one touchdown since entering the league in 2014, the most in the NFL over that span.
- Needs two more TD receptions in 2022 to become the seventh player in NFL history with 12 touchdowns in five of his first nine seasons, joining Jerry Rice (six seasons), Terrell Owens (five), Calvin Johnson (four), Randy Moss (four), Marvin Harrison (four) and Mike Evans (four).
- With 2+ touchdowns, Adams will have 20 career games with multiple receiving touchdowns, the most of such games since 2014. It would also tie Don Maynard and Rob Gronkowski for the eighth most games in NFL history.

CARR

4

- With one passing touchdown and zero interceptions, Derek Carr will reach 59 career games with a passing touchdown and no interceptions, the sixth most of such games in the NFL since 2014.
- With 300+ passing yards, Carr will record his 34th 300-yard passing performance. His 34 games would rank 23rd in NFL history and tied for ninth since 2014.
- With 2+ passing touchdowns, Carr will own 68 career games with multiple passing touchdowns, the tied for the seventh most in the NFL since 2014.
- With four passing touchdowns, Carr will tie Daryle Lamonica for the most games with 4+ passing touchdowns in Raiders history (seven games).
- With one completion of 50+ yards, Carr will own 35 50-yard passes since 2014, the sixth most in the NFL over that span.
- Needs 270 more passing yards in 2022 to become the third player with at least 3,000 in each of his nine seasons, joining Russell Wilson and Peyton Manning.

CROSBY

98

- With 2.0 sacks, Crosby will surpass Otis Sistrunk (37.0) for the sixth most sacks by a Raider in their first four seasons and the most since 2017 (Khalil Mack, 40.5).
- With 2.0 sacks or more, Crosby will notch his ninth career game with 2.0 sacks, tied for the second most two-sack games in the NFL since 2019 and tied for the fifth most two-sack games in franchise history (Khalil Mack, 9).
- 2.0 sacks would give him his fourth game with 2.0 sacks this season, a single-season career high for Crosby and tied for the third most two-sack games in a single season by a Raider.
- With 10+ tackles, Crosby will notch his third-career game with double digit tackles and just the 20th game of 10+ tackles by a defensive lineman since 2019. He would become just the second defensive lineman since 1987 and the first since 2006 (Justin Smith) to notch three 10+ tackle games in a single season.
- With six tackles on Sunday, Crosby would have 73 through 12 games, the most through the first 12 games of a season by a defensive lineman in the NFL since 1987, surpassing Damon Harrison's 72 in 2016.
- With two tackles for loss, Crosby will have 19 through 12 games, surpassing Jared Allen (18), Michael Strahan (18) and Duane Clemons (18) for the fourth most through 12 games in a season (since 1999).

JONES

55

- Jones needs 1.5 sacks to bring his career total to 109.5, tying Greg Townsend for the 26th most sacks in NFL history (since sacks became official in 1982).
- With one tackle for loss on Sunday, Jones could become just the 15th player in league history to reach 120 career tackles for loss (Since 2001).
- With one forced fumble, Jones would own 34 career forced fumbles, tying Simeon Rice for 11th on the all-time list. His 34 forced fumbles would also lead the NFL since 2012.
- Needs three tackles to reach 500 career tackles, becoming only the 10th player in NFL history to reach 500 tackles and 100.0+ sacks.
- With 1.5 sacks or more, Jones will register his 27th career game with multiple sacks, tying Dwight Freeney and Derrick Thomas for the most games with multiple sacks in NFL history (since 1982).

WHAT TO WATCH FOR vs. CHARGERS

JACOBS

28

- With 78 rushing yards, Jacobs would pass Marcus Allen (1,236) for the most rushing yards through 12 games in a season in franchise history.
- With 104 scrimmage yards on Sunday, Jacobs would surpass Darren McFadden (1,588) for the most scrimmage yards through the first 12 games of a season since 1985.
- With 100+ yards rushing, Jacobs would notch his 15th career 100-yard performance, which would tie Clem Daniels (15) for the second most games in franchise history. 15 games with 100+ yards would also be the fourth most in the NFL since 2019 (Jonathan Taylor).
- 100 rushing yards would give him his sixth 100-yard rushing performance of the season, tied for the second most games in a single season in franchise history. It would be only the fourth time in franchise history a player has recorded four or more 100-yard rushing games in a season.
- With one more rushing touchdown, Jacobs will become one of only six backs in the NFL to record at 10+ rushing touchdowns in multiple seasons since 2019. He would be only the second back in Raiders history with multiple seasons of 10+ rushing touchdowns in his first four years in the NFL. He would also tie Marcus Allen (1984, 1990) for the fourth most thorough the first 12 games of a season in franchise history.
- With one more rush of 10+ yards in 2022, Jacobs would notch a single-season career-high 32 rushes of 10+ yards, the second most in a single season by a Raider since 1994 and the most since 1997 (Napoleon Kaufman). He would need five more rushes of 10+ yards to have the most in a season in franchise history.



CONNECTIONS

FORMER RAIDERS

- Chargers **LB Khalil Mack** was originally selected fifth overall by the Raiders in the 2014 NFL Draft. He played the following four seasons with the team, notching 40.5 sacks and 304 tackles (231 solo) in 54 games started.
- Chargers **Secondary Coach Derrick Ansley** spent one year with the Raiders in 2018 - his first NFL coaching experience. He helped coach a defensive unit that increased their interception total from the year prior by nearly double digits (nine).

COLLEGE CONNECTIONS

RAIDERS

CHARGERS

DT Bilal Nichols (2014-17)		S Nasir Adderley (2015-17) LB Troy Reeder (2016-17)
DL Jerry Tillery (2015-18) G Alex Bars (2014-18)		LB Drue Tranquill (2014-18) S Alohi Gilman (2016-19)
WR DJ Turner (2016-19)		TEs Kevin Kroger (2019-20)
RB Brittain Brown (2020-21)		DL Otito Ogbornia (2018-21)
RB Brittain Brown (2017-19) Offensive QC Mitch Singler (2018-21)		DE Chris Rumph II (2018-20)
LB Luke Masterson (2017-21)		DB Ja'Sir Taylor (2017-21)
DL Frank Okham (2018-19)		S J.T. Woods (2018-21)
RB Josh Jacobs (2016-18) CB Anthony Averett (92015-17) G Lester Cotton Jr. (2015-18)		P JK Scott (2014-17) Secondary Derrick Ansley (2016-17)
DE Tashawn Bower (2013-16) TE Foster Moreau (2015-18)		G Will Clapp (2014-17)
DT Matthew Butler (2017-21) FB Jakob Johnson (2014-17) DT Kendal Vickers (2015-17)		WR Joshua Palmer (2017-20)
G John Simpson (2016-19) DE Clelin Ferrell (2015-18) WR Hunter Renfrow (2015-18)		WR Mike Williams (2013-16)

HOMETOWN CONNECTIONS

- Raiders **LS Trent Sieg** and Chargers **RB Austin Ekeler** both hail from Eaton Colorado, and were teammates for the Eaton High School Fightin' Hens from 2010-13.
- Raiders Linebackers **Jayon Brown** and **Darien Butler** are from Long Beach, California and Compton, California, respectively.



FORMER CHARGERS

- **DL Jerry Tillery** was originally drafted by the Chargers in the first round (28th overall) of the 2019 NFL Draft and has played in 54 games with 29 starts during his four-year career with the club, totaling 106 tackles (57 solo), 12 tackles for loss, 10.5 sacks, two passes defended, three forced fumbles and one fumble recovery.
- **LB Denzel Perryman** was originally drafted by the Chargers, and played the entirety of his career with Los Angeles before joining the Raiders last season. He recorded 349 tackles (250 solo) in 69 contests with the Chargers.
- **S Roderic Teamer** started in six games with the Chargers on the 2019-20 season, notching 40 tackles (30 solo) and an interception.

PRO CONNECTIONS

RAIDERS

CHARGERS

DT Andrew Billings (2017-19)		S Nasir Adderley (2015-17)
TE Jesper Horsted (2019-21) DT Bilal Nichols (2018-21) Ast. GM Champ Kelly (2015-21) QBs Bo Hardegree (2015)		CB Bryce Callahan (2015-18) LB Khalil Mack (2018-21) WR DeAndre Carter (2020)
DC Patrick Graham (2020-21) Sr. Def. Asst. Jerry Schuplinski (2020-21)		DL Austin Johnson (2020-21)
DBs Chris Ash (2021)		CB Michael Jacquet (2021) P JK Scott (2021)
GM Dave Ziegler (2010-12) Asst. GM Champ Kelly (2007-14) HC Josh McDaniels (2009-10) QBs Bo Hardegree (2014)		Run Game/DL Jay Rodgers (2009-14)
RB Ameer Abdullah (2021) DLs Frank Okham (2020-21) DBs/Pass Game Jason Simmons (2020-21)		DL Morgan Fox (2021)
RB Brandon Bolden (2018) QBs Bo Hardegree (2016-18)		DC Renaldo Hill (2018) Pass Game Coord/QBs Shane Day (2016-18)
S Duron Harmon (2021)		LS Josh Harris (2012-21)
RB Ameer Abdullah (2018-20,21) DE Tashawn Bower (2017-18,21) RBs Kenny Polamalu (2017-21)		T Storm Norton (2018)
WR Davante Adams (2014-21) DC Patrick Graham (2018) DBs/Pass Game Coord. Jason Simmons (2011-19)		P JK Scott (2018-20) TEs Kevin Kroger (2019-20)
RB Brandon Bolden (2012-17, 19-21) DE Tashawn Bower (2020) G Jermaine Eluemunor (2019-20) S Duron Harmon (2013-19) FB Jakob Johnson (2019-21) QB Jarrett Stidham (2019-20) GM Dave Ziegler (2013-21) HC Josh McDaniels (2001-08, 12-21) OC Mick Lombardi (2011-12, 19-21) OL Carmen Bricillo (2019-21) QBs Bo Hardegree (2018-21)		RB Sony Michel (2018-21)

JOSH McDANIELS

Josh McDaniels was named head coach of the Las Vegas Raiders on Jan. 31, 2022.

McDaniels enters his 22nd season in the NFL, having spent 18 years with the New England Patriots, including 13 seasons as the team's offensive coordinator. He also served as the Denver Broncos' head coach from 2009-10 and the St. Louis Rams' offensive coordinator in 2011.

In his 13 seasons as the Patriots offensive coordinator, McDaniels guided an offense to top-10 finishes eight times, including the NFL's No. 1 ranked offense in 2007, 2012 and 2017. He has also coached the team to 12 seasons with 10-or-more wins, while the offense has scored 400-plus points in 11 seasons. Overall, McDaniels was a part of six Super Bowl championships, 14 division titles and eight conference crowns with New England.

Regarded as one of the league's top quarterback coaches, McDaniels tutored quarterback Tom Brady to 10 Pro Bowl selections, two NFL Most Valuable Player awards and nine 4,000-yard passing seasons. Brady also led the league in touchdown passes two times (2007 and 2015) and passing yards three times (2005, 2007 and 2015) with McDaniels serving as his position coach.

In 2019, McDaniels helped lead the Patriots to a 12-4 record and claim their 11th consecutive division title. Brady threw for 4,000-plus passing yards for the 11th time in his career and became the all-time leader in NFL history with his 17th season of at least 20 passing touchdowns.

In 2017, McDaniels helped the Patriots reach their second consecutive Super Bowl by leading a unit that finished No. 1 in the NFL in total offense (394.2 yards per game). McDaniels helped guide the No. 2 passing offense (276.1 yards per game) and the No. 2 scoring offense (28.6 points per game).

In 2014, McDaniels helped the Patriots earn the fourth Super Bowl championship in franchise history. New England finished with the top-ranked red-zone offense, leading the league with 338 points scored (39 TDs, 22 FG) in 67 trips to the red zone.

McDaniels guided the offense to a top-10 finish in total offense in 2012 and 2013. Additionally, Brady was selected to the Pro Bowl in both seasons.

In 2011, McDaniels served as offensive coordinator of the St. Louis Rams. Under his guidance, Rams running back Steven Jackson eclipsed the 1,000-yard mark for the seventh consecutive season.

McDaniels served as head coach of the Denver Broncos from 2009-10, becoming the fifth-youngest head coach in NFL history at the time (32 years, 8 months).

In his five seasons (2004-08) handling positional coaching responsibilities, McDaniels guided six different players to a total of nine Pro Bowl selections.

McDaniels began his coaching career as a graduate assistant at Michigan State University in 1999, working under head coach Nick Saban and helping the Spartans to a 10-2 record and a Citrus Bowl victory.

A native of Canton, Ohio, McDaniels attended John Carroll University, where he played quarterback and wide receiver from 1995-98. McDaniels was a college teammate of Raiders General Manager Dave Ziegler. Josh and his wife, Laura, have four children.

COACHING BACKGROUND

Years	College/Pro Team	Position
1999	Michigan State	Graduate Assistant
2001	New England Patriots	Personnel/Coaching Assistant
2002-03	New England Patriots	Coaching Assistant
2004-05	New England Patriots	Quarterbacks
2006-08	New England Patriots	Offensive Coordinator/QBs
2009-10	Denver Broncos	Head Coach
2011	St. Louis Rams	Offensive Coordinator
2012-19	New England Patriots	Offensive Coordinator/QBs
2020	New England Patriots	Offensive Coordinator
2021	New England Patriots	Offensive Coordinator/QBs
2022	Las Vegas Raiders	Head Coach

BRANDON STALEY

The Los Angeles Chargers hired Brandon Staley as the 17th head coach in franchise history, becoming the first Bolts head coach with a defensive background in over a decade.

One of the most progressive minds in football, Staley brought an aggressive approach to the Chargers in his first season. In his first season at the helm, Los Angeles offense set single-season team records for first downs (401), passing touchdowns (38) and fewest fumbles (10). The offensive unit also scored 181 fourth-quarter points, good for the second-most in a season in NFL history. Staley called a defense that led the NFL with 11 stripsacks and paced the AFC with 19 forced fumbles. Six Chargers were selected to the Pro Bowl, including five that were tabbed as starters. The first-year head coach helped develop quarterback Justin Herbert to his first all-star game as the second-year passer set numerous single-season franchise records, including completions (443), passing yards (5,014), passing touchdowns (38) and games with 300-plus passing yards (nine).

Staley also coached wide receivers Keenan Allen and Mike Williams to record-setting seasons. Allen was named to his fifth-straight Pro Bowl after the California product hauled in a franchise-record 106 catches on the year. 2021 marked Allen's fifth-straight season with at least 95 catches, good for the second-longest streak in NFL history. Meanwhile, Williams registered five go-ahead touchdowns in the fourth quarter or overtime, the most by any player in a single season in NFL history. In the running game, Staley's efforts helped running back Austin Ekeler tie for the league lead with 20 touchdowns, tying for the second most by a Charger in a single season.

On the defensive side of the ball, outside linebacker Joey Bosa was named to his fourth Pro Bowl after leading the NFL with seven strip-sacks in 2021. He finished with 10.5 sacks and his seven forced fumbles ranked second in the league. As one of the most progressive defensive minds in football, Staley overhauled a Rams defense to become the best defense in football in 2020. The unit ranked No. 1 in total defense, passing defense and scoring defense while finishing as the third-best rushing defense.

Staley brought innovation on defense from college to the NFL, serving as outside linebackers coach in Chicago (2017-18) and Denver (2019). He served on Vic Fangio's staff in Denver after following the former defensive coordinator from Chicago. The 2019 Broncos defense led the NFL in red zone scoring, allowing a touchdown on just 39.1 percent of red zone drives — the second lowest allowed by any NFL defense in the last five seasons. In his two years with Chicago, the Bears led the NFL in takeaways (58) while tying for No. 2 with 92 sacks. Staley was part of a staff in 2018 that coached the top-ranked scoring defense in football (17.7 points per game).

Prior to coaching in the NFL, Staley spent three seasons (2013, '15-16) at John Carroll as defensive coordinator/secondary coach and the 2014 season as defensive coordinator/linebackers at James Madison. In his final season as a collegiate coach, Staley earned National Coordinator of the Year honors for Division III by leading the John Carroll unit to rank third in the nation in total defense (218.0 yards per game) and fourth in scoring defense (12.6 points per game). Before his stints at John Carroll and James Madison, Staley was a graduate assistant in 2012 at Tennessee. Staley held his first coordinator job as associate head coach/defensive coordinator at Hutchinson (Kan.) Community College from 2010-11. Staley began his coaching career as a graduate assistant at Northern Illinois (2006-08) before coaching the defensive line and special teams in 2009 at the University of St. Thomas. He played quarterback at the University of Dayton, serving as a team captain and was a two-year starter from 2003-04, helping the Flyers post a 16-5 record as the starter. He ended his playing career at Mercyhurst College, playing there in 2005 with his twin brother, Jason. A native of Perry, Ohio, Staley and his wife, Amy, have three sons — Colin, Will and Grant.

COACHING BACKGROUND

Years	College/Pro Team	Position
2006-08	Northern Illinois	Graduate Assistant
2009	St. Thomas	Defensive Line/ Special Teams
2010-11	Hutchinson Community College	Associate HC/ DC
2012	Tennessee	Graduate Assistant
2013	John Carroll	DC/ Secondary
2014	James Madison	DC/ Linebackers
2015-16	John Carroll	DC/ Secondary
2017-18	Chicago Bears	Outside Linebackers
2019	Denver Broncos	Outside Linebackers
2020	Los Angeles Rams	Defensive Coordinator
2021-	Los Angeles Chargers	Head Coach

GENERAL MANAGER DAVE ZIEGLER



Dave Ziegler was named the General Manager of the Las Vegas Raiders by Owner Mark Davis on Jan. 31, 2022, becoming just the fourth General Manager in team history.

Ziegler joins the Silver and Black after nine seasons in the New England Patriots' scouting department, serving as the director of player personnel in 2021.

In their first offseason in Las Vegas, Ziegler and Head Coach Josh McDaniels worked to lay a successful foundation for the organization both on and off the field. The growth of the Raiders' roster was highlighted by strategic additions through signings, free agency and trades, and a commitment to building an evolving group that will strive for excellence and consistently compete for championships.

Under Ziegler's direction, the Raiders were able to extend the contracts of both quarterback Derek Carr and defensive end Maxx Crosby, securing foundational players for the future. The Raiders then made a splash in the early free agency period, signing coveted free agent defensive end Chandler Jones and acquiring All-Pro wide receiver Davante Adams via trade from the Green Bay Packers.

Ziegler's first draft at the helm was highlighted by the execution of four "draft day" trades and the addition of six exciting young prospects, each of whom bring competition and versatility to the current roster.

Prior to joining the Raiders, Ziegler spent nine seasons with the Patriots scouting department and was promoted to director of player personnel after spending the 2020 season as assistant director of player personnel. For four seasons he was the director of pro personnel and he served three years as the assistant director of pro scouting. Ziegler joined the Patriots after three seasons with the Denver Broncos, serving in a variety of roles for the club in their scouting department.

Before embarking on his NFL journey in Denver, Ziegler was the special teams coordinator at Chapparral High School in Scottsdale, Ariz., where he also coached the running backs and tight ends. Previously, Ziegler coached the wide receivers and special teams at Iona College in New Rochelle, N.Y. and at John Carroll University in University Heights, Ohio.

A three-time all-conference honoree as a wide receiver/punt returner/kick returner at John Carroll, Ziegler holds several Blue Streak records, including career return yards, return average and touchdowns. He was inducted into the John Carroll Hall of Fame in 2010. Ziegler was a college teammate of McDaniels, Houston Texans General Manager Nick Caserio and Raiders senior offensive assistant Jerry Schuplinski.

Ziegler was born Sept. 7, 1977, in Tallmadge, Ohio, and currently resides in Henderson, Nev. He and his wife, Carissa, have two sons, Asher and Camden and a daughter, Georgina.

2022 DRAFT CLASS

3	26	90#	G	Dylan Parham	Memphis
4	17	122&	RB	Zamir White	Georgia
4	21	126^	DT	Neil Farrell Jr.	LSU
5	32	175*	DT	Matthew Butler	Tennessee
7	17	238*	T	Thayer Munford	Ohio State
7	29	250&	RB	Brittain Brown	UCLA

Acquired 90th overall selection (**G Dylan Parham**) and 169th overall selection (**RB Ty Chandler**) in the 2022 NFL Draft from Tennessee in exchange for 86th overall selection (**QB Malik Willis**).

& Acquired 122nd overall selection (**RB Zamir White**) and 250th overall selection (**RB Brittain Brown**) in the 2022 NFL Draft from Minnesota in exchange for the 126th overall selection and 227th overall selection (**TE Nick Muse**).

^ Re-acquired 126th overall selection (**DL Neil Farrell Jr.**) in the 2022 NFL Draft from Minnesota in exchange for the 165th overall selection (**DE Ezezi Otomewo**) and 169th overall selection (**RB Ty Chandler**).

*Acquired 175th overall selection (**DT Matthew Butler**) and 238th overall selection (**T Thayer Munford**) in the 2022 NFL Draft from the Los Angeles Rams in exchange for the 164th overall selection (**RB Kyren Williams**).

COMMITMENT TO EXCELLENCE

The Raiders - who began play in the American Football League in 1960 - are in their 63rd year of professional football competition, including the last 51 as a member of the National Football League. In seven memorable decades - the 1960s, '70s, '80s, '90s, 2000s, 2010s and 2020s - the Raiders have been dominant in professional football since Al Davis first pledged in 1963 to build the finest organization in pro sports.

During these decades of dominance, the Raiders have won an AFL championship, four American Football Conference championships, and three World Championships of Professional Football, participated in five Super Bowls, played in 14 championship games, won or tied for 17 division championships, had 23 playoff seasons, finished 38 seasons at .500 or better and played in 45 postseason games.

Pro football's dynamic organization placed first in the AFC West in 2000, 2001 and 2002 despite playing among the toughest schedules in the NFL in each of those seasons. With their appearance in Super Bowl XXXVII, the Raiders became the first NFL team to have had a season end in the Super Bowl in four different decades.

The Raiders are the only team to have been in Super Bowls in the '60s, the '70s, the '80s and the 2000s. The Silver and Black are the only AFC team - and one of just two NFL teams - to have a season that advanced to the conference championship game in the '60s, the '70s, the '80s, the '90s and the 2000s.

The Raiders are one of only three original AFL teams to have captured three World Championships of Professional Football with Super Bowl victories. The Raiders are one of only five AFC teams to have won more than one Super Bowl since 1980. In their five Super Bowl appearances, the Raiders have been led by four head coaches and started four quarterbacks.

Since 1963, when Al Davis first took over the failing Oakland franchise that had struggled to win only nine of 42 league games in the initial three seasons of the new AFL and pledged to build the finest organization in sports, the Raiders have dominated professional football in terms of consistent victory. During the memorable 62 years in Oakland, Los Angeles and now Las Vegas, the Raiders won 491 league games, tied 11 and lost 447. "Commitment to Excellence" has never been an idle phrase to those who have proudly represented the Raiders organization as shown by their domination of pro football.

Twenty-eight of the great players who proudly wore the Silver and Black, as well as Owner-Leader Al Davis and legendary Head Coach John Madden, have been enshrined in the Pro Football Hall of Fame. The Raiders have also produced six Coaches of the Year. In addition, 78 Pro Bowl players have earned 210 Pro Bowl selections representing the Silver and Black.

Another innovation came to professional football in 1970 - Monday Night Football. The Raiders' domination of this prime-time television series has seen the Silver and Black build a 42-30-1 record in Monday night play. The Raiders won 12 games at home to begin this series and are 19-9-0 at home in the 51 years of Monday Night Football.

Through the seven decades of pro football competition, the Raiders have had the greatest players, the greatest coaches, the greatest plays and participated in the greatest games in the annals of professional sports. Challengers to Raider domination of professional football will arise as they have in the '60s, '70s, '80s, '90s and the new millennium. The Raider organization will continue to meet these challenges.

In addition, the Raiders are proud to contribute to community engagement, youth initiatives, multicultural awareness, and global outreach. The Raiders played in Oakland from their inception through 1982, relocated to Los Angeles in 1983, moved back to Oakland in 1995, and made Las Vegas home in 2020.

The Raiders base training and business operations in Henderson, Nevada at Intermountain Healthcare Performance Center and play home games at Allegiant Stadium, a fully enclosed, state-of-the-art facility located adjacent to the world-famous Las Vegas Strip. The Raiders maintain an international presence and communicate with the worldwide Raider Nation through the team's official website and social media channels.



SUPER BOWL XI

SUPER BOWL XV

SUPER BOWL XVIII

2022 MILESTONE WATCH

DAVANTE ADAMS



- Needs two more TD receptions in 2022 to become the seventh player with 12 touchdowns in five of his first nine seasons, joining Jerry Rice (six seasons), Terrell Owens (five), Calvin Johnson (four), Randy Moss (four), Marvin Harrison (four) and Mike Evans (four).
- Needs 44 more receptions in 2022 to become the first player in NFL history to reach 115 receptions in three consecutive seasons.
- Needs 39 more receptions and 301 more receiving yards to become the first player in NFL history with 110 receptions and 1,300 receiving yards in four seasons.
- Needs one more game with at least 10 receptions to surpass Antonio Brown (21) for most games with at least 10 receptions in a player's first nine seasons in the NFL. Three more games with 10+ receptions would give Adams the most games of double digit receptions in NFL history.
- Needs one more game with 100 receiving yards in 2022 to become the first player in NFL to record seven plus 100-yard games in three consecutive seasons.

DEREK CARR



- Needs 570 more passing yards to become the fourth player with at least 35,000 through his first nine seasons in NFL history. Carr has 34,430 career passing yards.
- Needs 270 more passing yards in 2022 to become the third player with at least 3,000 in each of his nine seasons, joining Russell Wilson and Peyton Manning.
- Needs 151 pass completions to surpass Matt Ryan (3,288) for most completions in NFL history through a player's first nine seasons. Carr's 2,896 completions through 2021 ranked fifth in NFL history over a player's first eight seasons.
- Needs 58 more pass completions in 2022 to join Peyton Manning as the only players in NFL history with 300 completions in each of their first nine years in the NFL.

MAXX CROSBY



- Needs 4.5 more sacks to become the third player in franchise history to record at least 40.0 sacks in his first four years in the NFL, joining Bill Pickel (42.5) and Khalil Mack (40.5).
- Crosby is 13 tackles for loss away from surpassing Aaron Donald (72) for the second most tackles for loss by a defensive lineman in their first four seasons (since 1999).
- He needs four tackles for loss in the next five games to reach 64 TFLs in 65 career games, the tenth most in the NFL (since 2000) in a player's first 65 career games.


JOSH JACOBS



- With one more rushing touchdown, Jacobs will become one of only six backs in the NFL to record at 10+ rushing touchdowns in multiple seasons since 2019. He would be only the second back in Raiders history with multiple seasons of 10+ rushing touchdowns in his first four years in the NFL.
- Needs 831 more scrimmage yards in 2022 to surpass Marcus Allen (2,314) for the most scrimmage yards in a single season in franchise history.
- Needs 393 rushing yards to surpass Marcus Allen (4,638) for most rushing yards in franchise history through his first four seasons.
- Needs two multi-touchdown games on the ground to surpass Marcus Allen (12) for most such performances through a player's first four seasons in Raiders history.
- Needs 601 rushing yards in 2022 to surpass Marcus Allen (1,759) for the most rushing yards in a single season in franchise history.

2022 MILESTONE WATCH

CHANDLER JONES



- Needs three tackles to reach 500 career tackles, becoming only the 10th player in NFL history to reach 500 tackles and 100.0+ sacks.
- Needs 16.5 sacks to become the third player since 1982 with three career seasons of at least 17.0. Jones had 17.0 in 2017 and 19.0 in 2019.
- Needs one game with four-plus sacks to join Derrick Thomas and Leslie O'Neal as the only players to have at least four career games with four-plus sacks since individual sacks became an official stat in 1982.
- Needs 7.0 sacks and two forced fumbles to join DeMarcus Ware and Jason Taylor as the only players to record at least 115 sacks and 35 forced fumbles in their first 11 seasons in the NFL.

HUNTER RENFROW



- Needs 509 receiving yards to reach 3,000 for his career and become the second player in franchise history to reach the mark in their first four seasons with the club (Amari Cooper, 2015-18).
- Needs 79 more receptions in 2022 to become the only player in Raiders' history to record 100 catches in consecutive seasons.
- Needs at least one catch in eight more games to record at least one catch in each of his first 60 games, becoming one of 33 players in NFL history to accomplish the feat and the first player in franchise history.

DARREN WALLER



- Needs 39 receiving yards to move into second all-time in franchise history for most career receiving yards by a tight end, surpassing Dave Casper (3,294) and trailing only Todd Christensen (5,872).
- Needs 74 more receptions in 2022 to become the first tight end in Raiders' history to have three seasons with 90-plus receptions.
- Needs 925 more receiving yards to become the fourth tight end in NFL history with at least three seasons with 1,100 receiving yards.
- Needs one contest with at least 12 receptions to break a tie with Tim Brown (three) for the most such games in Raiders' history.
- Needs three games with 100+ receiving yards to pass Todd Christensen for the most 100-yard games among tight ends in franchise history.
- Needs six receiving touchdowns to surpass Billy Cannon (20), for the fifth most receiving touchdowns among tight ends in franchise history.

VETERAN ACQUISITIONS IN 2022

RB AMEER ABDULLAH



NFL Exp.: 8
Previous Team: Carolina Panthers

CAREER:

Career totals include 91 games played with 23 starts, 409 carries for 1,574 yards and six TDs in addition to 119 receptions for 865 yards and seven TDs...Has returned 116 kickoffs for 2,944 yards.

WR DAVANTE ADAMS



NFL Exp.: 9
Previous Team: Green Bay Packers

CAREER:

A five-time Pro Bowler (2017-21) and two-time Associated Press All-Pro First Team selection (2020-21), has appeared in 116 games with 109 starts, recording 669 receptions for 8,121 yards with 73 TDs

G ALEX BARS



NFL Exp.: 4
Previous Team: Chicago Bears

CAREER:

Played three seasons with the Chicago Bears, seeing action in 38 career games with 13 starts

DT ANDREW BILLINGS



NFL Exp.: 6
Previous Team: Cleveland Browns

CAREER:

Played in 53 career games with 37 starts, totaling 81 tackles (49 solo), 3.5 sacks and 12 quarterback hits.

RB BRANDON BOLDEN




NFL Exp.: 10
Previous Team: New England Patriots

CAREER:

Played in 131 career games with nine starts...Totals include 1,297 rushing yards on 283 carries and 12 TDs...Has also added 100 career receptions for 902 yards and six scores.

DE TASHAWN BOWER



NFL Exp.: 5
Previous Team: Minnesota Vikings

CAREER:

Played in 20 career games with three starts, totaling 22 tackles (16 solo), two sacks, four tackles for loss and one pass defended.

LB JAYON BROWN




NFL Exp.: 6
Previous Team: Tennessee Titans

CAREER:

Appeared in 56 career games with 33 starts, totaling 382 tackles (248), 9.5 sacks, four forced fumbles, three fumble recoveries, 28 passes defended, four INTs and two defensive TDs.

WR KEELAN COLE




NFL Exp.: 6
Previous Team: New York Jets

CAREER:

Veteran receiver played in 79 career games with 34 starts over five seasons with Jacksonville and the New York Jets, pulling in 187 career passes for 2,691 yards and 13 TDs

S MATTHIAS FARLEY




NFL Exp.: 7
Previous Team: Tennessee Titans

CAREER:

Played in 83 games (18 starts) in six seasons (2016-21) with the Colts, Jets and Titans, totaling 137 tackles (82 solo), three INTs, 14 passes defended, four tackles for loss, four quarterback hits, three forced fumbles and two fumble recoveries.

S DURON HARMON



NFL Exp.: 10
Previous Team: Atlanta Falcons

CAREER:

Played in 144 career games with 62 starts and has totaled 305 tackles (228), 21 INTs and 38 passes defended.

VETERAN ACQUISITIONS IN 2022

WR MACK HOLLINS




NFL Exp.: 6
Previous Team: Miami Dolphins

CAREER:

Career totals include 65 games played with eight starts, totaling 56 receptions for 750 yards (13.4 avg.) and six TDs...Has also recorded 19 career special teams tackles.

TE JESPER HORSTED



NFL Exp.: 4
Previous Team: Chicago Bears

CAREER:

Played in 13 career games with one start and has totaled 10 catches for 108 yards and three TDs.

FB JAKOB JOHNSON




NFL Exp.: 4
Previous Team: New England Patriots

CAREER:

Played in 37 games with 20 starts in New England after joining the Patriots as part of the NFL's International Player Pathway Program in 2019...Career totals include 13 receptions for 83 yards and one TD

DE CHANDLER JONES



NFL Exp.: 11
Previous Team: Arizona Cardinals

CAREER:

A four-time Pro Bowler (2015, 2017, 2019 and 2021) and a two-time Associated Press All-Pro First Team selection (2017 and 2019), has played in 139 games with 136 starts and totaled 473 tackles (331 solo), 107.5 sacks, 27 passes defended, 33 forced fumbles and 10 fumble recoveries.

CB SIDNEY JONES IV



NFL Exp.: 6
Previous Team: Seattle Seahawks

CAREER:

Played in 50 games (25 starts) over his six-year career with the Eagles (2017-19), Jaguars (2020) and Seahawks (2021-22), totaling 144 tackles, (110 solo), four interceptions, four tackles for loss, 29 passes defended and one forced fumble

DT BILAL NICHOLS




NFL Exp.: 5
Previous Team: Chicago Bears

CAREER:

Played in all 17 contests in 2021 and totaled 51 tackles (26 solo), three sacks, two fumble recoveries and one INT.

QB JARRETT STIDHAM



NFL Exp.: 4
Previous Team: New England Patriots

CAREER:

Appeared in eight career games over his first three seasons in the NFL, completing 24-of-48 passing attempts for 270 yards with two TDs and four INTs.

CB ROCK YA-SIN



NFL Exp.: 4
Previous Team: Indianapolis Colts

CAREER:

Career totals include 41 games played with 30 starts, 136 tackles (1115), 20 passes defended, two INTs, two forced fumbles and two fumble recoveries.

HIGH-POWERED OFFENSE

The Raiders are averaging 363.5 yards of offense per game in 2022, the seventh best mark in the NFL.

OFFENSIVE YARDS PER GAME - 2022 SEASON

Rank	Team	Yards/G
1.	Kansas City	430.0
2.	Buffalo	415.9
3.	Miami	386.7
4.	Philadelphia	382.4
5.	Cleveland	376.9
6.	Cincinnati	367.1
7.	Las Vegas	363.5
8.	Detroit	362.9
9.	Jacksonville	359.5
10.	San Francisco	358.5

The Raiders have racked up 300+ total yards of offense in 10 of 11 games this season, tied for the third most games in the NFL in 2022.

GAMES WITH 300+ OFFENSIVE YARDS - 2022 SEASON

Rank	Team	Games
1t.	Kansas City	11
1t.	Buffalo	11
3t.	Las Vegas	10
3t.	San Francisco	10
3t.	Jacksonville	10
3t.	Detroit	10
3t.	Cleveland	10

The Raiders are also averaging 24.1 points per game in 2022, the 10th best averaging in the NFL.

POINTS PER GAME LEADERS - 2022 SEASON

Rank	Team	Pts./G
1.	Kansas City	29.6
2.	Buffalo	28.1
3.	Philadelphia	27.5
4.	Seattle	26.5
5.	Cincinnati	25.9
6.	Miami	25.6
7.	Dallas	25.4
8t.	Detroit	25.0
8t.	Baltimore	25.0
10.	Las Vegas	24.1

CLUTCH TIME

The Raiders have won the last two games in overtime - their two overtime wins are the most in the NFL in 2022. Over the last 10 seasons (2013-22), the Raiders are 9-2 in overtime games. Their nine wins in overtime are the most in the NFL over the last 10 seasons and their .818 win percentage is the third best in the league.

SINGLE-GAME RUSHING YARDS - 2022 SEASON

Rk	Team	G	W	L	T	Win%
1.	Arizona	7	5	0	2	.857
2.	Miami	6	5	1	0	.833
3.	Las Vegas	11	9	2	0	.818
4.	Green Bay	10	7	1	2	.800
5t.	Kansas City	8	6	2	0	.750
5t.	New York Jets	8	6	2	0	.750

The Raiders are also only the second team in NFL history - first since 2010 (New York Jets) - to win two consecutive games in overtime on the road.

HISTORIC WEEK 12

In the Week 12 win over the Seahawks, the Raiders totaled 576 total yards of offense, the most in a single game in the NFL this season and the most in an NFL game since Tampa Bay posted 588 yards in Week 16 of the 2020 season.

SINGLE-GAME TOTAL OFFENSIVE YARDS - 2022 SEASON

Rank	Team	Week	Opponent	Yards
1.	Las Vegas	Week 12	SEA	576
2.	Seattle	Week 4	DET	555
3.	Buffalo	Week 5	PIT	552
4.	Miami	Week 2	BAL	547
5.	Cincinnati	Week 7	ATL	537

Their 576 yards of offense are also the fourth most in a single game in Raiders history and the most since 2016.

SINGLE-GAME TOTAL OFFENSIVE YARDS - RAIDERS HISTORY

Rank	Date	Opponent	Yards
1t.	10/30/16	TB	626
1t.	10/25/64	DEN	626
3.	11/24/68	CIN	604
4.	11/27/22	SEA	576
5.	09/30/18	CLE	565

Their 576 yards in Week 12 included 283 rushing yards and 293 passing yards. The Raiders are only the fourth team in the Super Bowl era (1966-present) with at least 275 passing yards and 275 rushing yards in a single game - the first since 2012.

275+ PASS YDS & 275 RUSH YDS IN A GAME - NFL HISTORY

Team	Date	Opponent	Rush Yds	Pass Yds
Las Vegas	11/27/22	SEA	283	293
San Francisco	10/07/12	BUF	311	310
Cincinnati	12/07/86	NE	284	300
Dallas	09/04/78	BAL	278	305

The Raiders' 283 rushing yards against Seattle are a season high and the third most in a single game in the NFL this season. Their 283 rushing yards are the most by the Raiders in a game since 2010 (328 at DEN; 10/24/10).

SINGLE-GAME RUSHING YARDS - 2022 SEASON

Rk	Team	Week	Opponent	Yards
1.	Philadelphia	Week 12	GB	363
2.	Tennessee	Week 8	HOU	314
3.	Las Vegas	Week 12	SEA	283
4.	Chicago	Week 3	HOU	281
5.	New York Giants	Week 4	CHI	262

Las Vegas averaged 7.1 yards per rush against the Seahawks in Week 12, tied for the fifth best average in a game in the NFL this season (min. 30 carries). The average was also the best by the Raiders since 2011 (7.3 vs. NYJ; 9/25/11).

SINGLE-GAME RUSHING YARDS - 2022 SEASON

Rk	Team	Week	Opp.	Att.	Yards	Avg.
1.	New York Giants	1	TEN	32	238	7.4
2.	Philadelphia	12	GB	49	363	7.4
3.	Chicago	10	DET	35	258	7.4
4.	Jacksonville	6	IND	33	243	7.4
5t.	Las Vegas	12	SEA	40	283	7.1
5t.	Seattle	4	DET	33	235	7.1

In Week 12, the Raiders scored a season-high 40 points. 40 points are the most by the Raiders in a single game since Week 5 of the 2020 season

PROTECTING THE ROCK

The Raiders have totaled only nine giveaways through 11 games in 2022, tied for the fewest in the NFL.

2022 GIVEAWAYS

Rank	Team	Giveaways
1.	Las Vegas	9
2t.	Tampa Bay	9
2t.	Philadelphia	10
2t.	Dallas	11
2t.	New York Giants	11
5t.	Tennessee	11
5t.	Miami	11

Their nine turnovers this season are also tied for the fewest in Raiders history through the first 11 games of the season.

TURNOVERS THROUGH 10 GAMES (RAIDERS HISTORY)

Rank	Season	Turnovers
1t.	2022	9
1t.	2016	9
3t.	2021	12
3t.	2019	12
5t.	2000	13
5t.	2001	13
7t.	2018	14
7t.	2008	14
7t.	2005	14
7t.	2002	14

ON THE GROUND

The Raiders have averaged 5.2 yards per rushing attempt in 2022, led by RB Josh Jacobs' 1,159 rushing yards on 216 attempts (5.4 avg.). Las Vegas' 5.2 yards per rush ranks fourth in the NFL so far this season.

YARDS PER RUSH - 2022 SEASON

Rank	Team	Rush	Yards	Avg.
1.	CHI	430	2,304	5.4
2t.	BUF	284	1,504	5.3
2t.	BAL	3039	1,790	5.3
4.	LV	262	1,351	5.2
5t.	ATL	390	1,920	4.9
5t.	JAX	295	1,434	4.9
5t.	CLE	350	1,698	4.9
8t.	SEA	270	1,308	4.8
8t.	GB	303	1,455	4.8

The offensive line has excelled at creating holes in the run game this season. Raiders running backs have been stuffed for no gain or a loss only 46 times in 2022, the fourth fewest in the NFL.

RUNS STUFFED -2022 SEASON

Rank	Team	Carries	Yards	Stuffs
1.	PIT	256	1,074	43
2t.	GB	303	1,455	45
2t.	HOU	236	970	45
4.	LV	261	1,352	46
5.	KC	270	1,263	51

GETTING ON THE BOARD

The Raiders' offense is off to one of the best starts in over 20 years. The team has excelled at making the most of their offensive opportunities in 2022, scoring on 50-of-110 drives on offense (45.5%). Their 45.5 scoring percentage is the third best mark in the NFL this season.

OFFENSIVE DRIVE SUCCESS - 2022 SEASON

Rank	Team	Drives	Scores	Pct.
1.	Chiefs	113	56	49.6%
2.	Bills	116	56	48.3%
3.	Raiders	110	50	45.5%
4.	Ravens	118	52	44.1%
5.	Seahawks	119	52	43.7%

It is also the second best scoring percentage recorded by the Raiders through the first 11 games of a season since at least 2001.

SCORING PERCENTAGE THROUGH 11 GAMES (RAIDERS HISTORY)

Rank	Season	Drives	Scores	Pct.
1.	2020	113	55	48.7%
2.	2022	110	50	45.5%
3.	2002	122	51	41.8%
5.	2016	134	54	40.3%
4.	2021	127	51	40.2%
5.	2001	130	52	40.0%

EXTENDING DRIVES

The Raiders have been effective at extending drives in 2022, converting on 11-of-19 fourth-down attempts for an 57.9% conversion rate, the seventh best mark in the league.

2022 FOURTH-DOWN OFFENSE

Rank	Team	4D Conv.	4DAtt.	Pct.
2.	LAR	11	14	78.6%
1.	KC	6	8	75.0%
3.	PHI	15	21	71.4%
4.	PIT	9	13	69.2%
5.	HOU	10	15	66.7%
6.	MIN	6	10	60.0%
7.	LV	11	19	57.9%
8.	TEN	4	7	57.1%

Las Vegas has been able to wear down defenses with long drives in 2022. The team is averaging 3:03 minutes per offensive drive, tied for the best mark in the NFL this season. Their 6.4 plays per drive average also ranks tied for fifth in the NFL.

AVERAGE OFFENSIVE DRIVE LENGTH

Rank	Team	Plays	Time
1.	LV	6.4	3:03
2.	CLE	6.5	3:03
3t.	KC	6.7	3:01
3t.	BAL	6.0	3:00
5t.	CIN	6.2	2:59
5t.	SF	6.0	2:59



DAVANTE ADAMS

TOP TIER TALENT

Veteran wide receiver enters his ninth season in the NFL and first with the Raiders...A five-time Pro Bowler (2017-21) and two-time Associated Press All-Pro First Team selection (2020-21)...In 11 career postseason games, has registered 72 catches for 910 yards with eight TDs...In 2021, set franchise single-season records with 123 receptions and 1,553 receiving yards, while adding 11 TDs... Posted 115 receptions in 2020 and tied WR Sterling Sharpe (1994) for the most receiving TDs in a season in Green Bay history with a league-best 18, becoming the first player in NFL history with 100-plus receptions and 18-plus receiving TDs in a season...In 2019, started all 12 games he appeared in and led the team with 83 receptions for 997 yards (12.0 avg.) and five TDs (tied for team lead)...In 2018, started all 15 games he appeared in and led the team with 111 receptions for 1,386 yards (12.5 avg.) and 13 TDs...In 2017, started all 14 games he played in and led the team with 74 catches for a team-high 885 yards (12.0 avg.) and 10 TDs...In 2016, played in all 16 games with 15 starts and posted 75 catches for 997 yards (13.3 avg.) and 12 TDs...Played in 13 games with 12 starts and registered 50 receptions for 483 yards (9.7 avg.) and a TD in 2015...Appeared in all 16 games with 11 starts as a rookie in 2014 and recorded 38 catches for 446 yards (11.7 avg.) and three TDs.

TOUCHDOWN TAE

Adams has recorded at least one touchdown reception in seven games this season, tied for the most in the NFL. His 62 career games with a touchdown since 2014 leads the league over that span.

GAMES WITH A RECEIVING TOUCHDOWN (SINCE 2014)

Player	Team	Games
Davante Adams	LV	62
Mike Evans	TB	59
DeAndre Hopkins	ARZ	56
Travis Kelce	KC	56
Antonio Brown	N/A	49



5X PRO BOWL SELECTION



2X AP ALL-PRO 1ST TEAM SELECTION

127 GAMES **120 STARTS**

740 RECEPTIONS **9,120 YARDS** **83 TOUCHDOWNS**

AT HOME IN THE END ZONE

WR Davante Adams has racked up 10 receiving touchdowns this season, the second most in the NFL in 2022.



WR DAVANTE ADAMS



TE TRAVIS KELCE

His 10 touchdowns are tied for the second most through the first 11 games of a season by a Raiders receiver, only behind Hall of Fame receiver Fred Biletnikoff's 11 touchdowns through the first 11 games of the 1969 season.

REC. TDs THROUGH 11 GAMES - RAIDERS HISTORY

Rank	Player	Season	TDs
1.	Fred Biletnikoff	1969	11
2t.	Davante Adams	2022	10
2t.	James Jett	1997	10
2t.	Art Powell	1965	10
5t.	Cliff Branch	1976	9
5t.	Cliff Branch	1974	9
5t.	Tim Brown	2001	9
5t.	Art Powell	1964	9
5t.	Warren Wells	1970	9
5t.	Warren Wells	1969	9
5t.	Warren Wells	1968	9

2022 RECEIVING RANKINGS

In 11 games this season, **Adams** has racked up 71 receptions for 999 yards (14.1 avg.) and 10 touchdowns.

His 71 receptions are the eighth most in the NFL this season, and his 999 receiving yards rank fourth in the league in 2022.

NFL RECEIVING LEADERS - 2022 SEASON

Rank	Player	Team	Rec. Yards
1.	Tyreek Hill	MIA	1,233
2.	Justin Jefferson	MIN	1,232
3.	Stefon Diggs	BUF	1,110
4.	Davante Adams	LV	999
5.	Jaylen Waddle	MIA	963

Adams' 14.07 yards per reception average in 2022 also ranks third in the NFL among players with at least 60 receptions.

YARDS PER RECEPTION - 2022 SEASON (MIN 60 REC.)

Rank	Player	Rec.	Yds	Yds/Rec
1.	Justin Jefferson	81	1,232	15.21
2.	Tyreek Hill	87	1,233	14.17
3.	Davante Adams	71	999	14.07
4.	CeeDee Lamb	64	857	13.39
5.	Stefon Diggs	84	1,110	13.21

Adams also ranks second in the NFL this season with 10 receiving touchdowns.

ELITE COMPANY

WR Davante Adams has 10 receiving touchdowns in 2022, his sixth career season with 10+ receiving touchdowns. He joins five other Hall of Fame receivers as the only players in NFL history to record 10+ receiving touchdowns in six or more seasons.

10+ RECEIVING TOUCHDOWNS IN 6+ SEASONS

SEASONS

	RANDY MOSS	9
	JERRY RICE	9
	MARVIN HARRISON	8
	TERRELL OWENS	8
	CRIS CARTER	6
	DAVANTE ADAMS	6

TAE IN CRUNCH TIME

In Week 11, **WR Davante Adams** pulled in a 35-yard touchdown catch in overtime to seal a Raiders victory. The play marked his third career touchdown in overtime. He is now tied with LaDainian Tomlinson for the most touchdowns in overtime since the NFL added overtime in 1974. Here are Adams' career OT touchdowns:





ADAMS' CAREER OVERTIME TOUCHDOWNS

Date	Team	Opp	QB	Yards	Result
11/20/22	LV	DEN	D. Carr	35	22-16 (OT)
12/23/18	GB	NYJ	A. Rodgers	16	44-38 (OT)
12/10/17	GB	CLE	B. Hundley	25	27-21 (OT)

RARIFIED AIR

With his two touchdowns in Week 9, **WR Davante Adams** eclipsed 80 career receiving touchdowns, becoming one of only four players in NFL history to reach 700+ receptions and 80+ receiving touchdowns in their first nine NFL seasons. Adams joins three Hall of Fame receivers as the only players to accomplish the feat.

700+ RECEPTIONS, 80+ TDs IN FIRST 9 SEASONS

	REC.	TDs
	JERRY RICE	708 118
	MARVIN HARRISON	845 98
	CALVIN JOHNSON	731 83
	DAVANTE ADAMS	740 83

100-YARD GAMES

Adams recorded over 100 receiving yards in Weeks 1, 4, 5, 9, 10 and 11 - he now owns 37 career performances of 100+ receiving yards since entering the league in 2014, the fourth most in the NFL over that span. His 37 games rank tied for 10th in NFL history among players in their first 127 career games (Jimmy Smith, DeAndre Hopkins).

100-YARD GAMES (SINCE 2014)

Rank	Player	Games
1.	Julio Jones	47
2.	Antonio Brown	38
3.	DeAndre Hopkins	38
4.	Davante Adams	37

His six 100-yard games in 2022 are tied for the second most in the NFL this season.

MOST 100-YARD GAMES IN 2022

Rank	Player	Team	Games
1.	Justin Jefferson	Minnesota Vikings	7
2t.	Stefon Diggs	Cleveland Browns	6
2t.	Davante Adams	Las Vegas Raiders	6

His six 100-yard performances are tied for the most through the first 11 games of a single season in Raiders history.

MOST 100-YARD GAMES THROUGH 11 GAMES (RAIDERS HISTORY)

Rank	Player	Season	Games
1t.	Davante Adams	2022	6
1t.	Art Powell	1964	6
3t.	Tim Brown	1997	5
3t.	Warren Wells	1968	5

In 2021, **Adams** posted eight games with at least 100 receiving yards, ranking second in the NFL.

MOST 100-YARD GAMES IN 2021

Rank	Player	Team	Games
1.	Cooper Kupp	Los Angeles Rams	11
2.	Davante Adams	Green Bay Packers	8
3.	Justin Jefferson	Minnesota	7
4t.	Deebo Samuel	San Francisco	5
4t.	Ja'Marr Chase	Cincinnati	5
4t.	Mark Andrews	Baltimore	5
4t.	Tyler Lockett	Seattle	5

WR RANKINGS SINCE 2016

Since the beginning of the 2016 campaign, **WR Davante Adams** has been one of the most productive wide receivers in the National Football League. Adams ranks No. 1 in receptions, receiving yards and receiving TDs among wide receivers since 2016.

MOST RECEPTIONS SINCE 2016 (AMONG WRs)

Rank	Player	Team	Receptions
1.	Davante Adams	Las Vegas	652
2.	Stefon Diggs	Buffalo	627
3.	DeAndre Hopkins	Arizona	599
4.	Tyreek Hill	Miami	566
5.	Keenan Allen	LA Chargers	531

MOST RECEIVING YARDS SINCE 2016 (AMONG WRs)

Rank	Player	Team	Rec. Yards
1.	Davante Adams	Las Vegas	8,191
2.	Tyreek Hill	Miami	7,863
3.	Stefon Diggs	Buffalo	7,773
4.	Mike Evans	Tampa Bay	7,746
5.	DeAndre Hopkins	Arizona	7,622

MOST RECEIVING TDs SINCE 2016 (AMONG WRs)

Rank	Player	Team	Rec. TDs
1.	Davante Adams	Las Vegas	79
2.	Mike Evans	Tampa Bay	63
3.	Tyreek Hill	Miami	60
4.	Stefon Diggs	Buffalo	53
5.	DeAndre Hopkins	Arizona	52
6.	Adam Thielen	Minnesota	51

His 69 touchdowns from 2016-2021 were also the most in the NFL over that span and the most by any NFL player over a six-year span since WR Randy Moss posted 71 from 2004-09.

TDS IN BUNCHES

Adams notched two receiving touchdowns in Week 5, two touchdowns in Week 9 and two touchdowns in Week 11. His three games with multiple receiving touchdowns is the most in the league this season, and he is one of only seven receivers with more than one game with 2+ touchdowns.

MULTI-TOUCHDOWN GAMES (2022 SEASON)

Rank	Player	Games
1.	Davante Adams	3
2t.	Jaylen Waddle	2
2t.	Ja'Marr Chase	2
2t.	Cole Kmet	2
2t.	Christian Kirk	2
2t.	Christian Watson	2
2t.	Travis Kelce	2
2t.	Brandon Aiyuk	2
2t.	Garrett Wilson	2

He now owns 18 career games with multiple touchdown receptions. His 18 games with 2+ receiving touchdowns are the most in the NFL since 2014. He also ties Larry Fitzgerald, Tim Brown, Antonio Brown and Andre Rison for the 10th most games with multiple receiving touchdowns in NFL history.






MULTI-TOUCHDOWN GAMES (SINCE 2014)

Rank	Player	Games
1.	Davante Adams	19
2t.	Mike Evans	17
2t.	Antonio Brown	17
4.	Tyreek Hill	13
5t.	Odell Beckham Jr.	12
5t.	DeAndre Hopkins	12

CLOUD NINE (THOUSAND)

In Week 11, **Adams** reached 9,046 career receiving yards - his 126th career game. He has become just the fifth player in NFL history to record 9,000+ receiving yards and 80+ receiving touchdowns in their first 126 career games, joining four Hall of Fame receivers as the only players in NFL history to accomplish the feat.

9,000+ REC. YDS, 80+ TDs IN FIRST 9 SEASONS

	REC.	TDs
 JERRY RICE	10,433	105
 MARVIN HARRISON	10,279	85
 CALVIN JOHNSON	10,194	98
 TERRELL OWENS	9,059	87
 DAVANTE ADAMS	9,120	83

FINDING THE END ZONE

Since entering the league in 2014, **WR Davante Adams** has recorded 83 touchdown receptions, the most in the league over that span.

MOST RECEIVING TDS SINCE 2014

DAVANTE ADAMS	83
MIKE EVANS	78
DEANDRE HOPKINS	69
TRAVIS KELCE	69
ANTONIO BROWN	68

Among players in their first nine seasons, **Adams'** 83 touchdowns are tied for the fifth most in NFL history.

REC. TOUCHDOWNS - FIRST NINE SEASONS

Rank	Player	TDs
1.	Jerry Rice*	118
2.	Randy Moss*	101
3.	Marvin Harrison*	98
4.	Terrell Owens*	95
5t.	Davante Adams	83
5t.	Calvin Johnson*	83

EXPLOSIVE PLAYS

Adams now has four catches of 40+ yards this season, tied for the third most in the NFL. Since 2016, Adams ranks fourth in the NFL with 26 catches of 40+ yards.

40-YARD RECEPTIONS (SINCE 2016)

Rank	Player	Receptions
1.	Tyreek Hill	37
2.	Stefon Diggs	30
3.	Brandin Cooks	29
4.	Davante Adams	27

In Week 11, Adams pulled in a 31-yard touchdown and a 35-yard touchdown. He now has seven receptions of 30+ yards this season, the fifth most in the NFL. His 56 catches of 30+ yards since 2016 are the second most in the NFL.

30-YARD RECEPTIONS (SINCE 2016)

Rank	Player	Receptions
1.	Tyreek Hill	67
2.	Davante Adams	56
3.	Stefon Diggs	49
4t.	DeAndre Hopkins	47
4t.	Brandin Cooks	47

This season Adams ranks tied for fifth in the NFL with 15 catches of 20+ yards. He now owns 107 catches of 20+ yards since 2016, the fifth most in the NFL over that span.

20-YARD RECEPTIONS (SINCE 2016)

Rank	Player	Receptions
1.	Mike Evans	120
2.	Julio Jones	118
3.	Travis Kelce	116
4.	Tyreek Hill	115
5.	Davante Adams	107
6.	Brandin Cooks	106
7.	DeAndre Hopkins	104
8.	Stefon Diggs	103

ON A TEAR

In Week 9, Adams posted 146 receiving yards and two touchdowns, in Week 10 he added 126 yards and one touchdown and in Week 11 he totaled 141 yards and two touchdowns. He is the first player in franchise history with three straight games of 125+ receiving yards and 1+ receiving touchdown.

CONSECUTIVE GAMES WITH 125+ REC. YDs & 1+ REC. TD

Rank	Player	Games
1.	Davante Adams	3
2t.	Randy Moss	2
2t.	Tim Brown	2
2t.	Warren Wells	2
2t.	Art Powell	2

Over the last four games he has totaled 33 receptions for 487 yards (14.8 avg.) and five touchdowns. Since Week 9, his 33 receptions and 487 yards lead the NFL, and his five touchdown receptions are tied for second in the league.

10+ CATCHES

Adams now has two 10-catch performances in 2022 (Week 1, Week 9), tied for the seventh most of such games in the NFL. Adams has now posted 10+ catches in a game 21 times in his career (all since 2015), the third most in NFL history and the most in the NFL since 2015.

GAMES WITH 10+ RECEPTIONS (NFL HISTORY)

Rank	Player	Team	Games
1.	Antonio Brown	N/A	23
2.	Andre Johnson	HOU	22
3.	Davante Adams	LV	21

MOST GAMES WITH 10+ RECEPTIONS (SINCE 2015)

Rank	Player	Team	Games
1.	Davante Adams	LV	21
2t.	Michael Thomas	NO	18
2t.	Antonio Brown	N/A	18
4t.	DeAndre Hopkins	ARI	15

Adams also recorded five games with at least 10 receptions last season, tied for the most in the NFL.

MOST GAMES WITH 10-PLUS RECEPTIONS IN 2021

Rank	Player	Games
1t.	Davante Adams	5
1t.	Cooper Kupp	5
3.	Tyreek Hill	4
4t.	Mark Andrews	3
4t.	Jaylen Waddle	3

700 CLUB

In his 122nd career game - Week 7 vs. HOU - Adams surpassed 700 career receptions, becoming just the eighth player in NFL history to reach 700 career receptions in 122 games or less. Since entering the league in 2014, Adams now owns 706 receptions (fourth in the NFL) and 8,630 receiving yards (sixth in the NFL).

RECEPTIONS THROUGH 122 GAMES - NFL HISTORY

Rank	Player	Games	Rec.
1.	Antonio Brown	122	779
2.	Julio Jones	122	762
3.	Marvin Harrison	122	757
4.	Keenan Allen	120	746
5.	DeAndre Hopkins	122	717
6t.	Davante Adams	122	706
6t.	Andrew Johnson	122	706
6t.	Brandon Marshall	122	706

AUTOMATIC ONE

WR Davante Adams has recorded at least one catch in 108 consecutive games, dating back to 2015. His streak is the seventh longest active streak in the NFL.

CONSECUTIVE GAMES WITH 1+ REC. (ACTIVE STREAKS)

Rank	Player	Games
1.	DeAndre Hopkins	142
2.	Travis Kelce	137
3.	Jarvis Landry	129
4.	Zach Ertz	116
5.	Stefon Diggs	114
6.	Allen Robinson	110
7.	Davante Adams	108

HISTORIC 2021

In 2021, set Green Bay franchise single-season records with 123 receptions and 1,553 receiving yards, while adding 11 TDs...Ranked No. 2 in the league in receptions and No. 3 in receiving yards.

----- MOST RECEPTIONS BY A PLAYER IN PACKERS' HISTORY -----

Rank	Player	Year	Receptions
1.	Davante Adams	2021	123
2.	Davante Adams	2020	115
3.	Sterling Sharpe	1993	112
4.	Davante Adams	2018	111
5.	Sterling Sharpe	1992	108

Became just the sixth player in NFL history with 120-plus receptions, 1,500-plus receiving yards and 11-plus receiving TDs in a season...Ranked No. 2 in the league with eight 100-yard receiving games.

----- PLAYERS WITH 120 RECEPTIONS, 1,500 RECEIVING YARDS AND 11 TDs IN A SINGLE-SEASON IN NFL HISTORY -----

Rank	Player	Year	Rec. Yards
1.	Cooper Kupp (LAR)	2021	1,947
2.	Jerry Rice (SF)	1995	1,848
3.	Marvin Harrison (Ind.)	2002	1,722
4.	Antonio Brown (Pit.)	2014	1,698
5.	Herman Moore (Det)	1995	1,686
6.	Davante Adams (GB)	2021	1,553

IN THE ZONE

Adams has pulled in three touchdowns in the red zone already in 2022, tied for the eighth most in the NFL among receivers. He has now scored 59 red-zone touchdowns since entering the league in 2014, the most in the NFL over that span.

RED ZONE TOUCHDOWNS (SINCE 2014)

Rank	Player	TDs
1.	Davante Adams	59
2.	Travis Kelce	52
3.	Mike Evans	47
4.	Jimmy Graham	39

His 59 career touchdowns in the red zone are also the eighth most in NFL history.

RED ZONE TOUCHDOWNS - NFL HISTORY

Rank	Player	Games	RZ TDs
1.	Antonio Gates	236	92
2.	Larry Fitzgerald	263	83
3.	Tony Gonzalez	223	74
4.	Jimmy Graham	184	70
5.	Rob Gronkowski	143	65
6.	Randy Moss	186	61
7.	Brandon Marshall	179	60
8.	Davante Adams	124	59
9.	Terrell Owens	157	58
10t.	Jason Witten	271	53
10t.	Marvin Harrison	130	53
10t.	Hines Ward	185	53

RECEIVING TRIFECTA

Adams has registered 10-plus catches, 100-plus receiving yards and multiple receiving TDs in nine games in his career, the most in NFL history.

GAMES W/ 10+ REC., 100+ YDS, 2+ TDS

Date	Opp.	Rec.	Yds.	TDs
Oct. 20, 2016	CHI	13	132	2
Oct. 15, 2018	SF	10	132	2
Sept. 13, 2020	MIN	14	156	2
Oct. 25, 2020	HOU	13	196	2
Dec. 6, 2020	PHI	10	121	2
Dec. 27, 2020	TEN	11	142	3
Dec. 12, 2021	CHI	10	121	2
Dec. 25, 2021	CLE	10	114	2
Nov. 6, 2022	JAX	10	146	2

STAT SHEET STUFFER

In Week 1 **Adams** notched 10 receptions, 141 yards and a touchdown, and in Week 9 **Adams** posted 10 receptions for 146 yards and two touchdowns. **Adams** now has 14 career games with 10+ receptions, 100+ yards and 1+ touchdowns - the most of such games in NFL history.

GAMES WITH 10+ REC., 100+ YARDS & 1+ TOUCHDOWN (NFL HISTORY)

Rank	Player	Games
1.	Davante Adams	14
2.	Antonio Brown	12
3t.	Michael Thomas	11
3t.	Andre Johnson	11
3t.	Brandon Marshall	11

Adams also now owns four career games with 10+ receptions, 140+ receiving yards and 2+ receiving touchdowns, tied for the most in NFL history.

GAMES WITH 10+ REC., 140+ YARDS & 2+ TOUCHDOWNS (NFL HISTORY)

Rank	Player	Games
1t.	Davante Adams	4
1t.	Jerry Rice	4
1t.	Andre Johnson	4
1t.	Antonio Brown	4
1t.	Tyreek Hill	4
1t.	Andre Rison	4

2020 VISION

Adams posted 115 receptions in 2020 - at the time a franchise record - and tied WR Sterling Sharpe (1994) for the most receiving TDs in a season in team history with a league-best 18, becoming the first player in NFL history with 100-plus receptions and 18-plus receiving TDs in a season.

**SINGLE-SEASON RECEIVING
(ALL-TIME PACKERS)**

Player	Season	TDs
Davante Adams	2020	18
Sterling Sharpe	1994	18
Don Hutson	1942	17
Jordy Nelson	2011	15

Adams also led the NFL in receiving TDs, receiving yards per game (98.1) and receptions per game (8.2) in 2020, becoming the first NFL player to lead the league in all three categories since Sharpe in 1992.

GREAT EIGHT

Adams is one of only three players in league history to register 650-plus receptions, 8,000-plus receiving yards and 70-plus TD catches in his first eight seasons in the NFL (WRs Marvin Harrison and Larry Fitzgerald).

RECEIVING STATS THROUGH FIRST EIGHT NFL SEASONS

Player	Rec.	Yds.	TDs
Davante Adams	669	8,121	73
Larry Fitzgerald	693	9,615	73
Marvin Harrison	759	10,072	83

CONSISTENCY IS KEY

Adams is the only player in the league to rank in the top five in the NFL in receiving yards per game and receptions per game in each of the last four seasons (2018-21).

**PER SEASON RECEIVING RANKINGS
(SINCE 2018)**

REC. YARDS/G		REC./G	
Season	Rank	Season	Rank
2021	2nd	2021	2nd
2020	1st	2020	1st
2019	5th	2019	4th
2018	5th	2018	2nd

TRIPLE THREAT

Adams is the only player in NFL history with three seasons (2018, 2020-21) of 110-plus catches, 1,350-plus receiving yards and 11+ receiving TDs.

SEASONS WITH 110+ REC., 1,350+ YDS & 11+ TDs

Season	Rec.	Yds.	TDs
2021	123	1,553	11
2020	115	1,374	18
2018	111	1,386	13





DANIEL CARLSON

Last season (2021), **K Daniel Carlson** converted on 40-of-43 FGs (93.0 percent) and 30-of-33 PATs (90.9 percent) for 150 points on the season...His 150 points set the franchise record for most points scored in a single season, breaking his previous record of 144 set in 2020...Led the NFL with five games where he converted a game-winning FG in the fourth quarter or overtime...Named AFC Special Teams Player of the Week in Weeks 2,12,17,18...Became the first ever kicker to win four Player of the Week awards in one season...His six career Player of the Week awards are the second-most by a Raiders kicker, trailing only Sebastian Janikowski (seven)...Was the only player in the league this season with two games of five made field goals.

Carlson's rankings in 2022 among all qualifying NFL kickers can be found below:

2022 KICKER RANKINGS

----- TOTAL FIELD GOALS MADE -----

Rank	Player	Team	FGM
1t.	Justin Tucker	Baltimore	24
1t.	Nick Folk	New England	24
3t.	Tyler Bass	Buffalo	23
3t.	Daniel Carlson	Las Vegas	23
3t.	Ryan Succup	Tampa Bay	23

----- TOTAL POINTS SCORED -----

Rank	Player	Team	POINTS
1.	Tyler Bass	Buffalo	101
2.	Justin Tucker	Baltimore	99
3.	Nick Folk	New England	95
4.	Jason Myers	Seattle	93
5.	Daniel Carlson	Las Vegas	91
6.	Brett Maher	Dallas	87

----- FIELD GOAL PERCENTAGE (MIN. 25 ATT.)-----

Rank	Player	Team	FG%
1.	Daniel Carlson	Las Vegas	92.0
3.	Justin Tucker	Baltimore	88.9
2.	Tyler Bass	Buffalo	88.5
4t.	Ryan Succup	Tampa Bay	88.5
4t.	Nick Folk	New England	85.7

SINGLE SEASON SCORING - RAIDERS HISTORY

Rank	Player	Year	POINTS
1.	Daniel Carlson	2021	150
2.	Daniel Carlson	2020	144
3.	Sebastian Janikowski	2010	142
4.	Jeff Jaeger	1993	132
5.	Sebastian Janikowski	2011	129
6.	Sebastian Janikowski	2002	128

--- BEST SINGLE-SEASON FG % IN RAIDERS HISTORY ---

Rank	Player	Year	FG %
1.	Daniel Carlson	2020	94.3
2.	Daniel Carlson	2018	94.1
3.	Daniel Carlson	2021	93.0
3.	Sebastian Janikowski	2012	91.2
4.	Sebastian Janikowski	2009	89.7

KICKER RANKINGS SINCE 2018

Since he signed as a free agent with the Raiders in 2018, **Carlson** has ranked among the best kickers in the NFL.

----- TOTAL FIELD GOALS MADE SINCE 2018-----

Rank	Player	Team	FGM
1.	Justin Tucker	Baltimore	148
2t.	Daniel Carlson	Las Vegas	132
2t.	Greg Zuerlein	New York Jets	132
4.	Brandon McManus	Denver	123
5.	Harrison Butker	Kansas City	118

----- TOTAL POINTS SCORED SINCE 2018 -----

Rank	Player	Team	POINTS
1.	Justin Tucker	Baltimore	648
2.	Harrison Butker	Kansas City	585
3.	Greg Zuerlein	New York Jets	572
4.	Daniel Carlson	Las Vegas	551
5.	Jason Myers	Seattle	547

----- FIELD GOAL PERCENTAGE SINCE 2018 -----
(min. 125 attempts)

Rank	Player	FGM	FGA	PCT.
1.	Justin Tucker	148	161	91.9%
2.	Harrison Butker	120	135	88.9%
3.	Jason Myers	118	133	88.7%
4.	Daniel Carlson	132	150	88.0%

CAN'T MISS CARLSON

K Daniel Carlson made 41 consecutive field goal attempts, from Week 8 of the 2021 season to Week 11 this season. His streak of 41 consecutive makes is the third longest active streak in NFL history. His streak is also the longest in franchise history.

LONGEST FG STREAKS IN NFL HISTORY

44	ADAM VINATIERI	2015-16
42	MIKE VANDERJAGT	2002-04
41	DANIEL CARLSON	2021-22



CLUTCH CARLSON

K Daniel Carlson led the NFL in 2021 with five games where he converted on a field goal in the fourth quarter and/or overtime of wins. He has made 16-of-17 field goals in final two minutes of regulation or overtime since joining the Raiders in 2018.

Below are his game winning kicks while with the Raiders:

- 9-play, 63-yard drive (1:53) at Ari. on Nov. 18, 2018 (35-yard FG by Daniel Carlson)
- 8-play, 72-yard drive (2:49) in overtime vs. Mia. on Sept. 26, 2021 (22-yard FG by Daniel Carlson)
- 8-play, 67-yard drive (4:12) in overtime at Dal. on Nov. 25, 2021 (29-yard FG by Daniel Carlson)
- 8-play, 41-yard drive (1:50) at Cle. on Dec. 20, 2021 (48-yard FG by Daniel Carlson)
- 10-play, 60-yard drive (1:56) at Ind. on Jan. 2, 2022 (33-yard FG by Daniel Carlson)
- 8-play, 46-yard drive (4:30) vs. LAC on Jan. 9, 2022 (47-yard FG by Daniel Carlson)

SCOREBOARD STUFFER

Daniel Carlson scored 10 points in the Week 12 matchup against the Seahawks, his sixth game this season with 10+ points and the 24th 10-point game of his career. His 24 double-digit scoring games are the third most in the NFL since 2018.

GAMES WITH 10+ POINTS - KICKERS SINCE (2018)

Rank	Player	Points	Games
1.	Justin Tucker	648	30
2.	Greg Zuerlein	572	26
3.	Daniel Carlson	551	24

2021 RANKINGS

Carlson ranked among the top kickers in every category in 2021. Here is where he finished last season among all qualifying kickers in the NFL:

----- TOTAL FIELD GOALS MADE -----

Rank	Player	Team	FGM
1.	Daniel Carlson	Las Vegas	40
2t.	Chris Boswell	Pittsburgh	36
2t.	Nick Folk	New England	36
4.	Justin Tucker	Baltimore	35
5.	Greg Joseph	Minnesota	33

----- TOTAL POINTS SCORED -----

Rank	Player	Team	POINTS
1t.	Daniel Carlson	Las Vegas	150
1t.	Nick Folk	New England	150
3.	Matt Gay	LA Rams	144
4t.	Matt Prater	Arizona	137
4t.	Justin Tucker	Baltimore	137

----- FIELD GOAL PERCENTAGE -----

Rank	Player	Team	FG%
1.	Justin Tucker	Baltimore	94.6
2.	Matt Gay	LA Rams	94.1
3.	Younghoe Koo	Atlanta	93.1
4.	Daniel Carlson	Las Vegas	93.0
5.	Nick Folk	New England	92.3

CONNECTING FROM DEEP

Carlson has made 20-of-24 field goals of 50+ yards (83.3%). His 83.3 field goal percentage from 50+ yards is the highest in the NFL since 2018 (min. 20 attempts).

FIELD GOAL PERCENTAGE FROM 50+ YARDS (SINCE 2018)

Rank	Player	FGA	FGM	PCT.
1.	Daniel Carlson	20	24	83.3%
3.	Graham Gano	20	25	80.0%
4.	Jason Myers	18	23	78.3%
2.	Younghoe Koo	17	22	77.3%
2.	Justin Tucker	21	28	75.0%
5.	Harrison Butker	19	27	70.4%

HISTORIC 2021

Carlson was 6-of-7 from 50 yards and beyond in 2021. His six field goals made from 50-plus yards ranked tied for seventh-most in the NFL, while trailing only Sebastian Janikowski (seven in 2011) for most such field goals made in a single season in Raiders history.

50-PLUS YARD FIELD GOALS IN A SEASON (RAIDERS HISTORY)

Rank	Player	Year	FGM
1.	Sebastian Janikowski	2011	7
2t.	Daniel Carlson	2021	6
2t.	Sebastian Janikowski	2012	6
2t.	Sebastian Janikowski	2009	6
2t.	Sebastian Janikowski	2007	6
6t.	Daniel Carlson	2020	4
6t.	Jeff Jaeger	1993	4
6t.	Sebastian Janikowski	2010	4
6t.	Sebastian Janikowski	2015	4





DEREK CARR



3X PRO BOWL SELECTION

138	34,530	
STARTS	YARDS	
4,840	3,138	64.8
ATT.	COMP.	PCT
92	211	92.4
INTS	TDS	RATE

QB Derek Carr was named the Raiders' starting QB heading into the 2014 season, becoming the first rookie QB in team history to start in Week 1. In 2016, he became the first QB in franchise history to throw for 3,000 yards in each of his first three seasons... In 2018, Carr set a new franchise mark for most consecutive pass attempts without an interception (332), while also setting an NFL record for most completions (1,759) through a player's first five years in the NFL...In 2019, Carr became the first quarterback in franchise history to pass for 4,000 yards in multiple seasons, while also setting a new franchise record for completion percentage (70.4 percent)...In 2020, Carr passed for over 4,000 yards for the third consecutive season and posted the second-best passer rating (101.4) in club history...In 2021, became the fourth quarterback ever to pass for at least 3,000 yards in each of his first eight seasons, joining Pro Football Hall of Famer Peyton Manning, Cam Newton and Russell Wilson...He also became the first QB in Raiders history to pass for 30,000 career yards and only the fifth player in NFL history with at least 30,000 career passing yards in their first eight years in the NFL, while joining Peyton Manning as the only players in NFL history with eight seasons with 300 completions in their first eight years in the NFL...Became one of four quarterbacks in the NFL with at least 4,000 passing yards in each of the past four seasons, joining Tom Brady, Patrick Mahomes and Aaron Rodgers.

TAKING CARE OF THE BALL

QB Derek Carr has thrown 18 touchdowns and seven interceptions in 2022. His five interceptions are tied for the fifth fewest in the NFL this season (min. 350 attempts).

Carr now owns 58 career games with at least one passing touchdown and no interceptions, the sixth most of such games in the NFL since 2014.

GAMES WITH 1+ PASS TD & 0 INTS - SINCE 2014

Rank	Player	Games
1.	Aaron Rodgers	87
2.	Russell Wilson	71
3.	Tom Brady	70
4t.	Kirk Cousins	60
4t.	Matt Ryan	60
6.	Derek Carr	58

QB Derek Carr has thrown 18 touchdowns and only seven interceptions in 2022. His 2.57 touchdowns per interception is the seventh best rate in the NFL (min. 350 attempts).

ALL-TIME TOUCHDOWN LEADER

In just his seventh year and in Week 4 against the Buffalo Bills in 2020, **QB Derek Carr** broke legendary Raiders QB Ken Stabler's record of 150 touchdown passes as a Raider.

TOUCHDOWN PASSES AS A RAIDER

DEREK CARR	211
KEN STABLER	150
DARYLE LAMONICA	148
RICH GANNON	114
TOM FLORES	92

18 TOUCHDOWNS

7 INTERCEPTIONS



TD/INT RATIO SINCE WEEK 5

Rk.	Player	TD/INT
1t.	Tom Brady	7.00
4.	Geno Smith	3.80
5.	Patrick Mahomes	3.63
1t.	Joe Burrow	2.88
3.	Justin Herbert	2.71
6.	Trevor Lawrence	2.67
7.	Derek Carr	2.57

NFL QB LEADERS SINCE 2014

Since entering the league in 2014, Carr has totaled 34,430 passing yards, the fourth best mark in the NFL over that span.

----- PASSING YARDS SINCE 2014 -----

Rank	Player	Pass TDs
1.	Matt Ryan	38,905
2.	Tom Brady	38,422
3.	Matthew Stafford	34,625
4.	Derek Carr	34,430
5.	Kirk Cousins	34,033
6.	Aaron Rodgers	33,845
7.	Russell Wilson	32,953
8.	Philip Rivers	31,071
9.	Ben Roethlisberger	29,983
10.	Drew Brees	29,277

His 211 touchdown passes since 2014 are also tied for the seventh most in the NFL over that span.

----- TOUCHDOWN PASSES SINCE 2014 -----

Rank	Player	Pass TDs
1.	Aaron Rodgers	282
2.	Tom Brady	279
3.	Russell Wilson	248
4.	Kirk Cousins	232
5t.	Matt Ryan	225
5t.	Matthew Stafford	224
7t.	Derek Carr	211
7t.	Drew Brees	208
9.	Philip Rivers	200
10.	Ben Roethlisberger	199

RELIABLE CARR

QB Derek Carr has thrown 2+ passing touchdowns and zero interceptions in five games this season.



His five games with 2+ passing touchdowns and zero interceptions in 2022 are also tied for the most in the NFL.

GAMES WITH 2+TDs and 0 INTS - 2022

Rk.	Player	Team	Games
1t.	Derek Carr	LV	5
1t.	Aaron Rodgers	GB	5
1t.	Geno Smith	SEA	5
1t.	Jalen Hurts	PHI	5
5t.	Patrick Mahomes	KC	4
5t.	Kirk Cousins	MIN	4
5t.	Joe Burrow	CIN	4
5t.	Trevor Lawrence	JAX	4

He also posted three straight games with 2+ touchdowns and zero interceptions from Weeks 9 -11. His three straight games tied the longest streak in franchise history.

STREAK OF GAMES WITH 2+TDs and 0 INTS (RAIDERS HISTORY)

Rk.	Player	Season	Streak
1t.	Derek Carr	2022	3
1t.	Derek Carr	2020	3
1t.	Derek Carr	2016-17	3
1t.	Ken Stabler	1974	3

CHUNK PLAYS

QB Derek Carr has completed 36 passes of 20+ yards in 2022, tied for the seventh most in the NFL through Week 12. Carr now owns 263 completions of 20 yards or more over the last five seasons (2018-22), the fourth most in the NFL over that span.

20+ YARD COMPLETIONS - SINCE 2018

Rank	Player	Completions
1.	Patrick Mahomes	302
2.	Tom Brady	286
3.	Jared Goff	267
4.	Derek Carr	263
5.	Aaron Rodgers	259

Carr also has seven completions of 40+ yards in 2022, tied for the fifth most in the NFL. He now owns 80 completions of 40+ yards in his career, the fifth most in the NFL since 2014.

40+ YARD COMPLETIONS - SINCE 2014

Rank	Player	Completions
1.	Aaron Rodgers	91
2.	Russell Wilson	90
3.	Matthew Stafford	89
4.	Ben Roethlisberger	84
5.	Derek Carr	80
6.	Tom Brady	79

CLUTCH CARR

With his 35-yard touchdown pass to seal the overtime victory in Week 11, Carr has now thrown three passing touchdowns in overtime. Since overtime began in the NFL in 1974, his three passing touchdowns are tied for the second most (Dak Prescott, 3), only behind Drew Bledsoe's four.

OVERTIME PASSING TOUCHDOWNS - SINCE 1974

Rank	Player	Pass TDs
1.	Drew Bledsoe	4
2t.	Derek Carr	3
2t.	Dak Prescott	3

MULTI-TD GAMES

In Week 9 against the Los Angeles Chargers in 2020, QB Derek Carr surpassed Daryle Lamonica for most games with at least two touchdown passes as a Raider, as he recorded his 47th such game. He now has 66 games with 2+ passing touchdowns.

---- RAIDERS QBs WITH MULTI-TD PASSES IN A CONTEST -----

Rank	Player	Games
1.	Derek Carr	67
2.	Daryle Lamonica	46
3.	Ken Stabler	42
4.	Rich Gannon	34
5.	Tom Flores	29

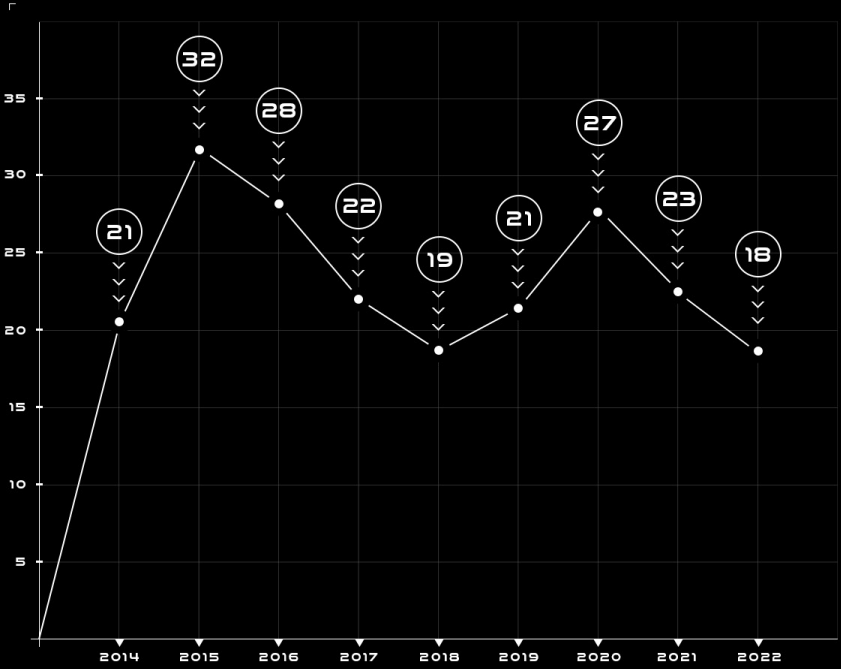
His 67 career games with multiple passing touchdowns are also the eighth most since entering the league in 2014.

GAMES WITH 2+ PASSING TDs (SINCE 2014)

Rank	Player	Games
1.	Aaron Rodgers	92
2.	Tom Brady	86
3.	Russell Wilson	77
4t.	Matthew Stafford	72
4t.	Kirk Cousins	72
6.	Philip Rivers	69
7.	Matt Ryan	68
8.	Derek Carr	67
9.	Drew Brees	63



TOUCHDOWNS BY YEAR



FRANCHISE RECORD

In 2019, he cemented himself as the club's all-time passing yards leader, breaking the record held by Hall of Fame QB Ken Stabler since 1979. He became the first QB in Raiders history to pass for 30,000 career yards and only the fifth player in NFL history with at least 30,000 career passing yards in their first eight years in the NFL. He surpassed the 30,000-yard mark in just his 121st career game, third-fastest to do so behind Matthew Stafford (109 games) and Dan Marino (119 games). A look below shows the club's top-5 passing leaders in franchise history:

----- PASSING YARDS AS A RAIDER -----

Rank	Player	Passing Yards	Career Games
1.	Derek Carr	34,430	138
2.	Ken Stabler	19,078	130
3.	Rich Gannon	17,585	74
4.	Daryle Lamonica	16,655	95
5.	Jim Plunkett	12,665	70

HISTORICAL COMPARISON

Through 138 career games, Carr has now racked up 34,430 passing yards, a mark that ranks eighth in NFL history among quarterbacks through their first 138 career games.

PASSING YARDS THROUGH FIRST 137 GAMES - NFL HISTORY

Rank	Player	Pass Yds
1.	Matthew Stafford	37,936
2.	Matt Ryan	36,570
3.	Dan Marino	36,185
4.	Peyton Manning	35,970
5.	Aaron Rodgers	35,682
6.	Kirk Cousins	35,353
7.	Drew Brees	35,266
8.	Derek Carr	34,430

NEAR PERFECT

In Week 7 last season, **QB Derek Carr** completed 31 of 34 pass attempts (91.2 percent) for 323 yards and two TDs with one INT for a 113.6 passer rating. At 91.2 percent, his completion mark ranks as the second-highest single-game mark all-time in NFL history in which a quarterback attempted at least 30 passes. He broke his own record for highest single-game completion percentage in franchise history when he completed 29-of-32 pass attempts (90.63 percent) against the Denver Broncos on Sept. 6, 2018.

Carr now has two games in his career with at least 30 attempts and a 90% completion percentage. Every other player in NFL history has combined for one.

Shown below is the full list of quarterbacks to complete at least 90 percent of their attempts in a single game in league history (min. 30 pass attempts):

--- SINGLE-GAME COMPLETION % (NFL HISTORY)---

Rank	Player	DATE	CMP/ATT	CMP %
1.	Drew Brees	12/16/19	29/30	96.7
2.	Derek Carr	10/24/21	31/34	91.2
3.	Derek Carr	09/16/18	29/32	90.6

THREE-TD GAMES

Through year nine, Carr has totaled 23 career games with at least three touchdown passes. The Raiders are 16-7 when Carr tosses three touchdowns or more. The chart below shows where Carr ranks in club history:

---- RAIDERS QBs WITH 3-TD PASSES IN A CONTEST -----

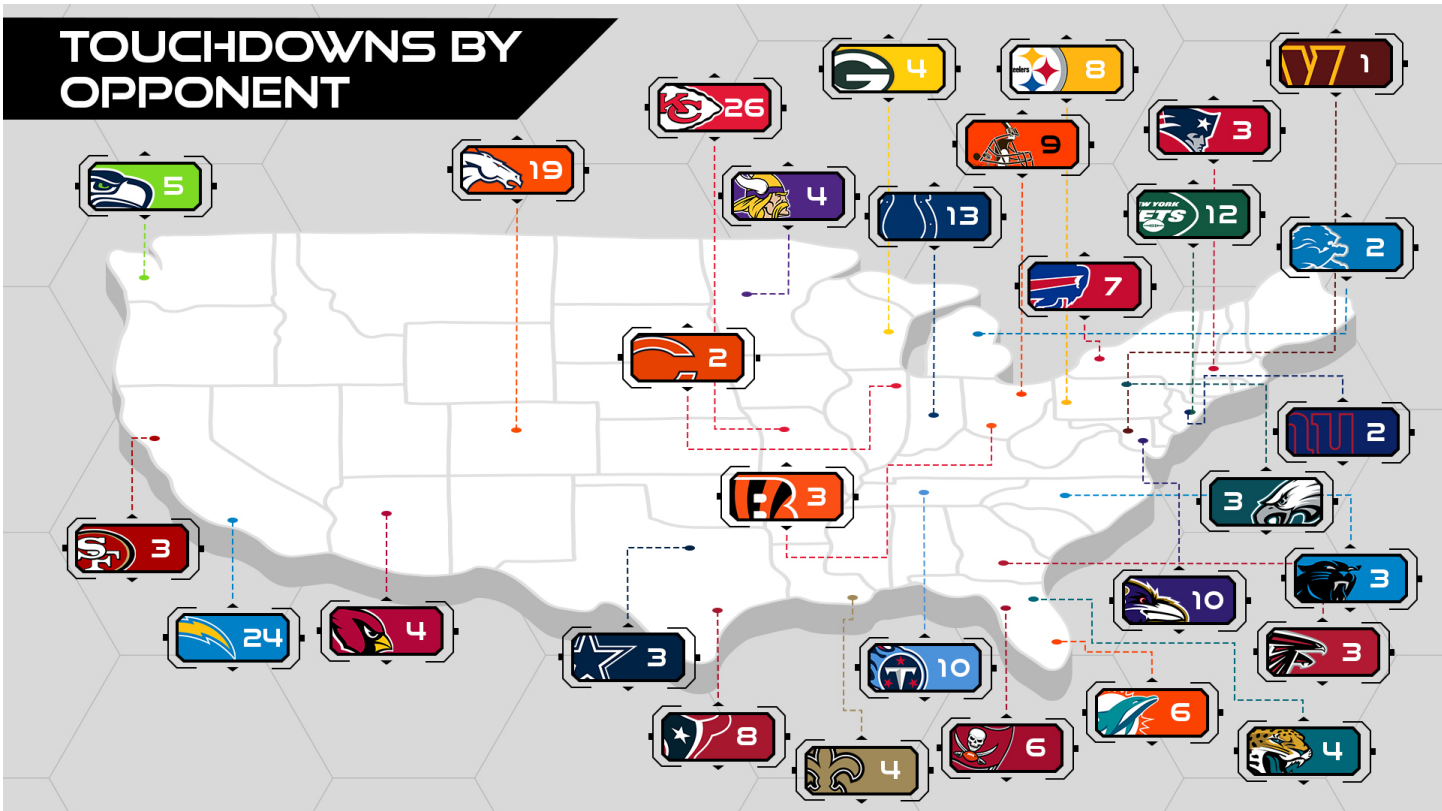
Rank	Player	Games
1.	Derek Carr	23
2.	Ken Stabler	20
3.	Daryle Lamonica	19
4.	Rich Gannon	16
5.	Tom Flores	11

---- 300 YARDS AND 3 TD PASSES IN A CONTEST ----

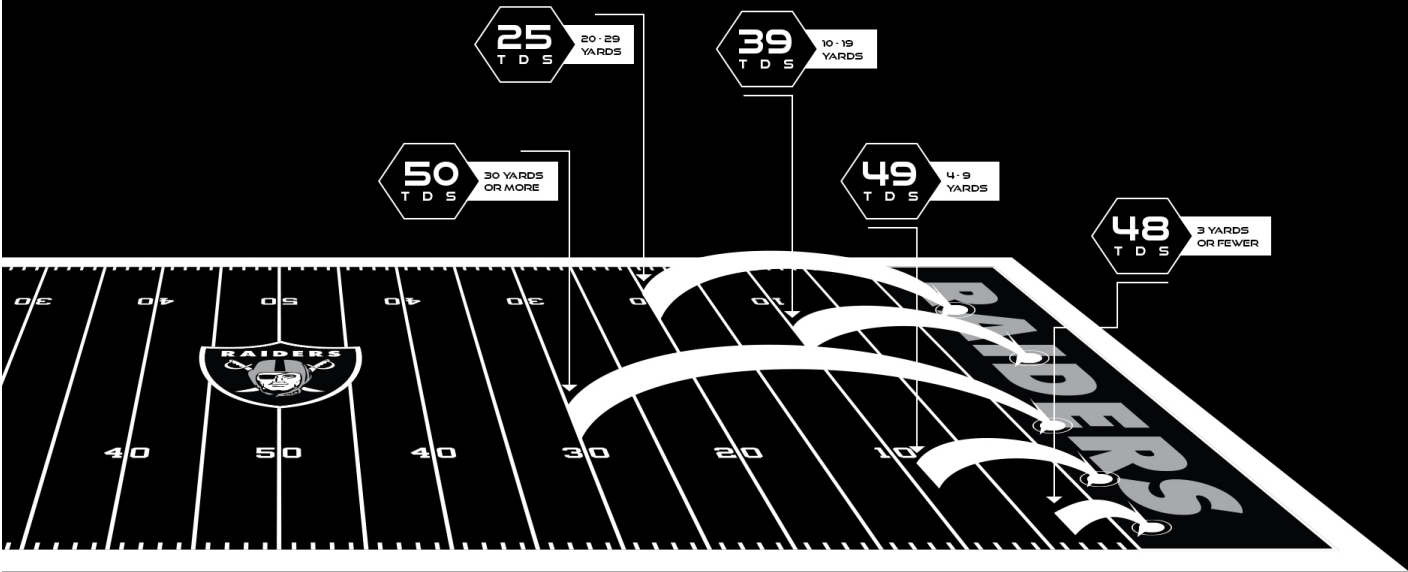
(RAIDERS QB)

Rank	Player	Games
1t.	Derek Carr	9
1t.	Rich Gannon	9
3.	Daryle Lamonica	6

TOUCHDOWNS BY OPPONENT



TOUCHDOWNS BY DISTANCE



20+ TD

Only six quarterbacks in NFL history have passed for 20 or more touchdowns in seven of their first eight seasons in the NFL. That list can be found below:

--- SEASONS WITH 20+ TD PASSES THROUGH YEAR 8 ---

Rank	Player	Years	Count
1t.	Peyton Manning	1998-05	8
1t.	Dan Marino	1983-90	8
1t.	Russell Wilson	2012-19	8
4t.	Derek Carr	2014-17,19-21	7
4t.	Eli Manning	2005-11	7
4t.	Matt Ryan	2009-15	7

3,000 x 8

Carr is one of just four quarterbacks in NFL history to pass for at least 3,000 yards in each of his first eight seasons in the league.

--- QBs W/ EIGHT 3,000 YARD SEASONS TO START CAREER ---

Player	Team	Years
Derek Carr	Raiders	2014-21
Peyton Manning	Colts	1998-05
Cam Newton	Panthers	2011-18
Russell Wilson	Seahawks	2012-19



CAREER YEAR IN 2021

QB Derek Carr recorded a career-high and franchise-record 4,804 passing yards and became the fourth quarterback ever with at least 3,000 passing yards in each of his first eight seasons. He was the only quarterback in the NFL to rank in the top-five in both passing yards and completion percentage (68.4).

He was one of four quarterbacks in the NFL with at least 4,000 passing yards in each of the past four seasons, joining **TOM BRADY**, **PATRICK MAHOMES** and **AARON RODGERS**.

From Week 16 of the 2020 season to Week 3 of the 2021 season, recorded at least 325 passing yards in five consecutive games and joined **RICH GANNON** (six games in 2002), **DREW BREES** (five games in 2011) and Pro Football Hall of Famer **KURT WARNER** (five games in 2000 and five games in 2008) as the only players to record 325 passing yards in five consecutive games in NFL history.

HOW 2021 STACKED UP

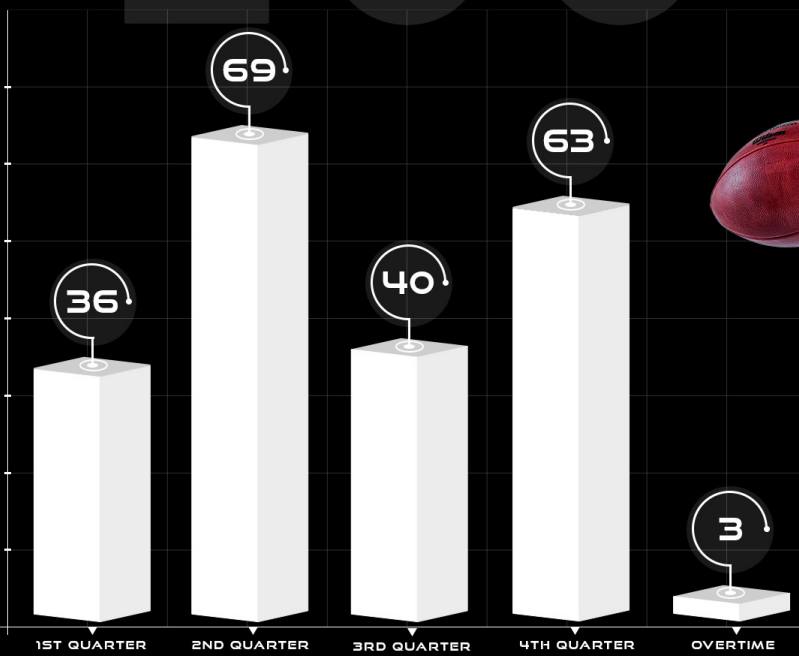
Below is where Derek Carr ranked among all passing leaders in the NFL in 2021:

Category	Stat	NFL/AFC Rank
Pass Yds.	4,804	5th/3rd
Comp. %	68.4%	5th/2nd
Big Plays (25+ Yds.)	41	T-2nd/1st
Pass First Downs	217	7th/4th
Passer Rtg.	94.0	14th/6th
Pass Yds. Per Att.	7.67	7th/2nd
Pass Att.	626	5th/4th
Pass Comp.	428	4th/3rd

Below is where Derek Carr's 2021 season ranked all-time in Raiders history:

Category	Stat	All-Time Raiders Rank
Pass Yds.	4,804	1st
Comp. %	68.4%	3rd
Big Plays (25+ Yds.)	41	1st
Pass First Downs	217	2nd
Passer Rtg.	94.0	8th
Pass Yds. Per Att.	7.67	19th
Pass Att.	626	1st
Pass Comp.	428	1st

TOUCHDOWNS BY QUARTER



SUSTAINED SUCCESS

Since entering the NFL in 2014, QB Derek Carr ranks fourth in the league in passing yards (31,700) and 10th in passing touchdowns (193). The chart below shows where Derek Carr ranks in passing touchdowns through his first eight seasons.

TOUCHDOWN PASSES THROUGH FIRST TWO NFL SEASONS

Rank	Player	Years	TDs
1.	Justin Herbert	2020-21	69
2.	Dan Marino (Mia.)	1983-84	68
3.	Derek Carr (Oak.)	2014-15	53
4t.	Peyton Manning (Ind.)	1998-99	52
4t.	Russell Wilson (Sea.)	2012-13	52

TOUCHDOWN PASSES THROUGH FIRST THREE NFL SEASONS

Rank	Player	Years	TDs
1.	Dan Marino (Mia.)	1983-85	98
2.	Andrew Luck (Ind.)	2012-14	86
3.	Peyton Manning (Ind.)	1998-2000	85
4.	Derek Carr (Oak.)	2014-16	81

TOUCHDOWN PASSES THROUGH FIRST FOUR NFL SEASONS

Rank	Player	Years	TDs
1.	Dan Marino (Mia.)	1983-86	142
2.	Patrick Mahomes (KC)	2017-20	114
3.	Peyton Manning (Ind.)	1998-2001	111
4.	Russell Wilson (Sea.)	2012-15	106
5.	Deshaun Watson (Hou.)	2017-20	104
6t.	Derek Carr (Oak.)	2014-17	103
6t.	Josh Allen (Buf.)	2018-21	103
8.	Andrew Luck (Ind.)	2012-15	101

TOUCHDOWN PASSES THROUGH FIRST FIVE NFL SEASONS

Rank	Player	Years	TDs
1.	Dan Marino (Mia.)	1983-87	168
2.	Patrick Mahomes (KC)	2017-21	151
3.	Peyton Manning (Ind.)	1998-2002	138
4.	Andrew Luck (Ind.)	2012-16	132
5t.	Russell Wilson (Sea.)	2012-16	127
5t.	Matt Ryan (Atl.)	2008-12	127
7.	Andy Dalton (Cin.)	2011-15	124
8.	Derek Carr (Oak.)	2014-18	122

TOUCHDOWN PASSES THROUGH FIRST SIX NFL SEASONS

Rank	Player	Years	TDs
1.	Dan Marino (Mia.)	1983-88	196
2.	Peyton Manning (Ind.)	1998-2003	167
3.	Russell Wilson (Sea.)	2012-17	161
4.	Matt Ryan (Atl.)	2008-13	153
5.	Patrick Mahomes (KC)	2017-21	151
6.	Brett Favre (GB)	1991-96	147
7t.	Derek Carr (Oak.)	2014-19	143
7t.	Dak Prescott (Dal.)	2016-21	143

TOUCHDOWN PASSES THROUGH FIRST SEVEN NFL SEASONS

Rank	Player	Years	TDs
1.	Dan Marino (Mia.)	1983-89	220
2.	Peyton Manning (Ind.)	1998-2004	216
3.	Russell Wilson (Sea.)	2012-18	196
4.	Brett Favre (GB)	1991-97	182
5.	Matt Ryan (Atl.)	2008-14	181
6.	Andrew Luck (Ind.)	2012-18	171
7.	Derek Carr (Oak./LV)	2014-20	170

TOUCHDOWN PASSES THROUGH FIRST EIGHT NFL SEASONS

Rank	Player	Years	TDs
1.	Peyton Manning (Ind.)	1998-2005	244
1.	Dan Marino (Mia.)	1983-90	241
3.	Russell Wilson (Sea.)	2012-19	227
4.	Brett Favre (GB)	1991-98	213
5.	Matt Ryan (Atl.)	2008-15	202
6.	Tom Brady (NE)	2000-07	197
7.	Derek Carr (Oak./LV)	2014-21	193

COMEBACK CARR

Carr has orchestrated 32 game-winning drives in his career. Shown below are the 32 combined drives:

- 17-play, 80-yard TD drive (7:21) vs. Kansas City on Nov. 20, 2014 (9-yard TD to James Jones)
- 9-play, 80-yard TD drive (1:44) vs. Baltimore on Sept. 20, 2015 (12-yard TD to Seth Roberts)
- 9-play, 90-yard TD drive (3:20) at Tennessee on Nov. 29, 2015 (12-yard TD to Seth Roberts)
- 3-play, 11-yard drive (0:16) at Denver on Dec. 13, 2015 (16-yard TD to Mychal Rivera)
- 15-play, 67-yard drive (6:55) in overtime vs. San Diego on Dec. 24, 2015 (31-yard Sebastian Janikowski FG)
- 11-play, 75-yard drive (5:16) at New Orleans on Sept. 11, 2016 (10-yard TD to Seth Roberts and two-point conversion to WR Michael Crabtree)
- 6-play, 66-yard drive (1:24) at Baltimore on Oct. 2, 2016 (23-yard TD to WR Michael Crabtree)
- 5-play, 60-yard drive (1:36) in overtime at Tampa Bay on Oct. 30, 2016 (41-yard TD to Seth Roberts)
- 5-play, 85-yard drive (1:32) vs. Houston on Nov. 21, 2016 (35-yard TD to WR Amari Cooper)
- 12-play, 82-yard drive (3:20) vs. Carolina on Nov. 27, 2016 (23-yard Sebastian Janikowski FG)
- 5-play, 59-yard drive (0:40) vs. Buffalo on Dec. 4, 2016 (37-yard TD to WR Amari Cooper)
- 9-play, 54-yard drive (3:47) at San Diego on Dec. 18, 2016 (44-yard Sebastian Janikowski FG)
- 11-play, 85-yard drive (2:25) vs. KC on Oct. 19, 2017 (2-yard TD to WR Michael Crabtree)
- 11-play, 70-yard drive (3:41) vs. Cle on Sept. 30, 2018 (29-yard Matt McCrane FG)
- 9-play, 63-yard drive (1:53) at Ari. on Nov. 18, 2018 (35-yard Daniel Carlson FG)
- 8-play, 75-yard drive (2:34) vs. Pit. on Dec. 9, 2018 (6-yard TD to TE Derek Carrier)
- 13-play, 97-yard drive (5:52) vs. Chi. on Oct. 6, 2019 (2-yard TD rush by RB Josh Jacobs)
- 7-play, 75-yard drive (3:12) vs. Det. on Nov. 3, 2019 (9-yard TD to WR Hunter Renfrow)
- 10-play, 75-yard drive (3:00) vs. LAC on Nov. 7, 2019 (18-yard TD rush by RB Josh Jacobs)
- 9-play, 75-yard drive (4:08) vs. Car on Sept. 13, 2020 (6-yard TD rush by RB Josh Jacobs)
- 10-play, 45-yard drive (5:16) at KC on Oct. 11, 2020 (43-yard FG by K Daniel Carlson)
- 15-play, 75-yard drive (8:54) at Cle. on Nov. 1, 2020 (4-yard TD to WR Hunter Renfrow)
- 4-play, 61-yard drive (0:30) at NYJ on Dec. 6, 2020 (46-yard TD to WR Henry Ruggs III)
- 7-play, 77-yard drive (1:23) at Den. on Jan. 3, 2021 (1-yard TD rush by Josh Jacobs - Carr to Waller 2-point conversion)
- 2-play, 31-yard drive (3:44) in overtime vs. Bal. on Sept. 13, 2021 (31-yard TD to Zay Jones)
- 8-play, 72-yard drive (2:49) in overtime vs. Mia. on Sept. 26, 2021 (22-yard FG by Daniel Carlson)
- 8-play, 67-yard drive (4:12) in overtime at Dal. on Nov. 25, 2021 (29-yard FG by Daniel Carlson)
- 8-play, 41-yard drive (1:50) at Cle. on Dec. 20, 2021 (48-yard FG by Daniel Carlson)
- 10-play, 60-yard drive (1:56) at Ind. on Jan. 2, 2022 (33-yard FG by Daniel Carlson)
- 8-play, 46-yard drive (4:30) vs. LAC on Jan. 9, 2022 (47-yard FG by Daniel Carlson)
- 3-play, 67-yard drive (1:36) in overtime at Denver on Nov. 20, 2022 (35-yard TD to Davante Adams)
- 1-play, 86-yard drive (0:12) in overtime at Seattle on Nov. 27, 2022 (86-yard TD run by RB Josh Jacobs).

100+ PASSER RATING

Carr has posted passer ratings of at least 100 points in 47 career games (33-14 record). Surpassed Raiders legend Ken Stabler in Week 1 of 2020 for most such games in franchise history. Carr posted a 4-0 record in 2021 when posting a passer rating of 100 points or more.

----- CARR'S 100-PLUS PASSER RATING GAMES -----

Date	Opp.	Passer Rtg.	Yards	TDs	INTs	Result
12/07/14	SF	140.2	254	3	0	W, 24-13
10/25/15	at SD	137.7	289	3	0	W, 37-29
10/28/14	Ind.	136.6	244	3	0	L, 28-42
09/17/17	NYJ	136.6	230	3	0	W, 45-20
11/26/17	Den.	136.3	253	2	0	W, 21-14
10/17/21	Den.	134.4	341	2	0	W, 34-24
11/01/15	NYJ	130.9	333	4	0	W, 34-20
10/11/20	at KC	126.7	347	3	1	W, 40-32
09/19/21	at Pit.	126.2	382	2	0	W, 26-17
10/27/19	at Hou.	125.0	285	3	0	L, 24-27
10/02/16	at Bal.	123.4	199	4	0	W, 28-27
12/02/18	KC	123.2	285	3	0	L, 33-40
12/24/16	Ind.	122.6	228	3	0	W, 33-25
12/09/18	Pit.	122.4	322	2	0	W, 24-21
09/09/19	Den.	121.0	259	1	0	W, 24-16
09/21/20	NO	120.7	282	3	0	W, 34-24
11/29/15	at Ten.	120.3	330	3	0	W, 24-21
11/22/20	KC	119.7	275	3	1	L, 31-35
09/27/20	at NE	119.4	261	2	0	L, 20-36
10/20/19	at GB	119.2	293	2	1	L, 24-42
12/22/19	at LAC	118.2	291	1	0	W, 24-17
10/30/16	at TB	117.4	513	4	0	W, 30-24 (OT)
11/21/16	Hou.	117.0	295	3	1	W, 27-20
10/23/22	Hou.	116.2	241	1	0	W, 38-20
11/03/19	Det.	116.2	289	2	0	W, 31-24
09/27/15	at Cle.	115.9	314	2	0	W, 27-20
12/08/19	Ten.	115.2	263	2	0	L, 21-42
09/18/16	Atl.	115.0	299	3	0	L, 28-35
09/16/18	at Den.	114.6	288	1	0	L, 19-20
09/10/17	at Ten.	114.3	262	2	0	W, 26-16
10/24/21	Phi.	113.6	323	2	1	W, 33-22
10/10/22	at KC	110.6	241	2	0	W, 29-30
11/08/20	at LAC	108.1	165	2	0	W, 31-26
10/12/14	SD	107.7	282	4	1	L, 28-31
09/13/20	at Car.	107.5	239	1	0	W, 34-30
10/04/20	Buf.	107.3	311	2	0	L, 23-30
11/20/22	Den.	106.5	307	2	0	W, 22-16 (OT)
11/17/19	Cin.	105.7	292	1	1	W, 17-10
09/29/19	at Ind.	105.4	189	2	0	W, 31-24
12/26/20	Mia.	104.5	336	1	0	L, 25-26
09/22/19	Min.	103.7	242	2	1	L, 14-34
11/25/21	at Dal.	101.8	373	1	0	W, 36-33 (OT)
10/19/17	KC	101.7	417	3	0	W, 31-30
09/20/15	Bal.	100.9	351	3	1	W, 37-33
11/18/18	Ari.	100.5	192	2	0	W, 23-21
11/27/16	Car.	100.2	315	2	1	W, 35-32
10/01/17	at Den.	100.0	143	1	0	L, 10-16

300-YARD GAMES

Carr has eclipsed the 300-yard mark 33 times so far in his career. The Raiders are 22-11 when Carr reaches the 300-yard milestone, and 4-0 when Carr surpasses the 400-yard barrier. In 2021, Carr tied a career high with six 300-yard passing games, a mark he previously hit in 2015 and 2020.

----- CARR'S 300-YARD PASSING GAMES -----

Date	Opp.	Yards	Cmp./Att.	TDs	Passer Rtg.	Result
10/30/16	at TB	513	40/59	4	117.4	W, 30-24 (OT)
9/30/18	Cle	437	35/58	4	92.4	W, 45-42 (OT)
9/13/21	Bal.	435	34/56	2	89.5	W, 33-27 (OT)
10/19/17	KC	417	29/52	3	101.2	W, 31-30
12/29/19	at Den.	391	29/46	1	97.3	L, 15-16
9/26/21	Mia.	386	26/43	2	95.7	W, 31-28 (OT)
9/19/21	at Pit.	382	28/37	2	126.2	W, 26-17
12/6/20	at NYJ	381	28/47	3	97.9	W, 31-28
11/25/21	at Dal.	373	24/39	1	101.8	W, 36-33 (OT)
1/3/21	at Den.	371	24/38	2	91.0	W, 32-31
9/20/15	Bal.	351	30/46	3	100.9	W, 37-33
10/11/20	at KC	347	22/31	3	126.7	W, 40-32
9/23/18	at Mia.	345	27/39	1	83.8	L, 20-27
10/17/21	at Den.	341	27/18	2	134.4	W, 34-24
12/26/20	Mia.	336	21/34	1	104.5	L, 25-26
11/1/15	NYJ	333	23/36	4	130.9	W, 34-20
11/29/15	at Ten.	330	24/37	3	120.3	W, 24-21
10/26/14	at Cle.	328	34/54	1	86.0	L, 13-23
10/24/21	Phi.	323	31/34	2	113.6	W, 33-22
12/9/18	Pit.	322	25/34	2	122.4	W, 24-21
9/11/16	at NO	319	24/38	1	98.5	W, 35-34
10/9/16	SD	317	25/40	2	93.4	W, 34-31
12/13/20	Ind.	316	31/45	2	85.0	L, 27-44
11/27/16	Car.	315	26/38	2	100.2	W, 35-32
9/27/15	at Cle.	314	20/32	2	115.9	W, 27-20
10/29/17	at Buf.	313	31/49	1	71.2	L, 14-34
10/4/20	Buf.	311	32/44	2	107.3	L, 23-30
11/20/22	at Den.	307	23/37	2	106.5	W, 22-16 (OT)
9/25/22	at TEN	303	26/44	2	85.7	L, 22-24
9/10/18	LAR	303	29/40	0	62.8	L, 13-33
11/15/15	Min.	302	29/43	2	83.7	L, 14-30
11/8/15	at Pit.	301	24/44	4	96.9	L, 35-38
11/5/17	at Mia.	300	21/30	1	99.3	W, 27-24





AJ COLE



2021 PRO BOWL SELECTION



2021 AP ALL-PRO 1ST TEAM SELECTION

AJ Cole is in his fourth season with the Silver and Black, making the team after participating on a tryout basis at the team's rookie mini-camp in 2019...Last season (2021), earned his first Pro Bowl selection after leading the NFL with a 50.0 yard average on 64 punts and placing 28 inside the 20-yard line...In 2020, appeared in all 16 contests for the second consecutive season and set a career high with an average of 40.1 net yards per punt...As a rookie in 2019, set rookie club records for punting average (46.0), net average (39.4) and punts downed inside the 20-yard line (33).

2021 SEASON

Cole earned his first career Pro Bowl selection last season (2021) after leading the NFL with a 50.0 gross punt average on 64 punts.

2021 GROSS PUNT AVERAGE

Rank	Player	Team	Punts	Net Avg.
1.	AJ Cole	LV	64	50.0
2.	Jack Fox	DET	65	49.2
3.	Andy Lee	ARZ	51	49.0

His 28 punts placed inside the 20-yard line were also tied for the fifth most in the NFL in 2021.

2021 PUNT LEADERS (INSIDE 20)

Rank	Player	Team	Punts	IN20
1.	Michael Dickson	SEA	83	40
2.	Cameron Johnston	HOU	88	37
3.	Michael Palardy	MIA	78	31
4.	Blake Gillikan	NO	83	29
5t.	AJ Cole	LV	64	28
5t.	Logan Cooke	JAX	64	28
5t.	Sam Martin	DEN	67	28

60 GAMES	211 PUNTS	
10,042 YARDS	47.6 AVG.	15 TB
98 IN 20	74 LG	41.4 NET AVG.

BOOMING PUNTS

P AJ Cole currently ranks tied for third in the league in net punting average (44.94) in 2022 (min. 10 punts).

2022 NET PUNTING AVERAGE (MIN. 10 PUNTS)

Rank	Player	Team	Net Avg.
1.	Tommy Townsend	KC	46.4
2.	Michael Dickson	SEA	45.2
3t.	Ryan Stonehouse	TEN	44.7
3t.	AJ Cole	LV	44.7

His 50.9 yards per punt average also ranks second in the NFL.

2022 YARDS PER PUNT (MIN. 10 PUNTS)

Rank	Player	Team	Yds/P
1.	Ryan Stonehouse	TEN	53.1
2.	Logan Cooke	JAX	51.2
3.	Tommy Townsend	KC	50.7
4.	AJ Cole	LV	50.6

Cole has also downed two punts on the one yard line in 2022. He has downed 22.2% of his punts inside the 10, the fourth best percentage in the NFL (min. 10 att.).

PUNTS DOWNED INSIDE THE 10 - 2022 (MIN. 10 ATT.)

Rank	Player	Pin10	P-in-10%
1.	Mitch Wishnowsky	11	28.2%
2.	Tommy Townsend	8	26.7%
3.	Corey Bojorquez	8	22.9%
4.	A.J. Cole	8	22.2%

HANG TIME

As a rookie in 2019, Cole booted a 74-yard punt in Week 16, notching the fourth-longest punt in team history and sixth-longest by a rookie in NFL history.

LONGEST PUNTS - RAIDERS HISTORY

Rank	Player	Date	Yards
1.	Shane Lechler	11/27/11	80
1.	Shane Lechler	09/12/11	77
1.	Shane Lechler	12/24/11	76
4.	AJ Cole	12/22/19	74

MAXX CROSBY NOTES



MAXX CROSBY



2021 PRO BOWL SELECTION

DE **Maxx Crosby** was drafted in the fourth round (106th overall) of the 2019 NFL Draft...Has been awarded AFC Defensive Player of the Week three times and AFC Special Teams Player of the Week once during his career...As a rookie in 2019, posted 46 tackles (35 solo), a career-high 10 sacks, four forced fumbles and four passes defended...Became just the second rookie in franchise history to record 10 sacks in a season...Finished second in the Associated Press Defensive Rookie of the Year voting...In 2020, started all 16 games and recorded a team-high seven sacks, while adding one fumble recovery, one pass defended and two blocked kicks on special teams...Earned his first Pro Bowl selection in 2021 after starting all 17 games, recording 56 tackles (36), eight sacks and seven passes defended...His three games with at least two sacks this season were tied for second-most in the AFC this season.

2022 RANKINGS

DE Maxx Crosby currently leads the team with 10.5 sacks and 34 quarterback pressures. His 10.5 sacks are tied for the fifth most in the NFL in 2022. **Crosby** now owns 34.0 sacks through 60 career games since entering the league in 2019, tied for the ninth most in the NFL over that span.

NFL SACK LEADERS - SINCE 2019

Rank	Player	Team	Sacks
1.	T.J Watt	PIT	53.5
2.	Myles Garrett	CLE	48.0
3.	Aaron Donald	LAR	43.5
4t.	Cameron Jordan	NO	41.0
4t.	Matt Judon	NE	41.0
6.	Shaquil Barrett	TB	40.5
7.	Trey Hendrickson	CIN	38.0
8.	Nick Bosa	SF	36.0
9t.	Maxx Crosby	LV	35.5
9t.	Za'Darius Smith	MIN	35.5
9t.	Chris Jones	KC	35.5
9t.	Brian Burns	CAR	35.5

60
GAMES

54
STARTS

208
TACKLES

60
TFLS

35.5
SACKS

79
QBHS

14
PD

6
FF

2
FR

HOT START

DE **Maxx Crosby** is off to his best career start in 2022, totaling 67 tackles through 11 games. His 67 total tackles leads the NFL among defensive linemen.

67 **MAXX CROSBY**

54 **GROVER STEWART**

54 **DEFORREST BUCKNER**

54 **CHRISTIAN WILKINSON**



His 67 tackles through 11 games are a career best for **Crosby** and are the most through 11 games in Raiders history by a defensive lineman. It is also tied for the most through 11 games by a defensive lineman in the NFL since 1987 (Rob Ninkovich, 2013).

TOTAL TACKLES THROUGH 10 GAMES - DEFENSIVE LINEMEN (SINCE 1987)

Rank	Player	Season	Tackles
1t.	Maxx Crosby	2022	67
1t.	Rob Ninkovich	2013	67
3.	Kenyon Coleman	2007	64
4t.	Damon Harrison	2016	63
4t.	Shaun Rogers	2001	63
4t.	Ty Warren	2006	63
7.	Orpheus Roye	2005	62
8.	Chandler Jones	2013	61

Crosby's 10.5 sacks through 11 games are tied for the fourth most by a Raiders defender through the first 11 games of a season - and the most since 2005 (Derrick Burgess, 11.0)

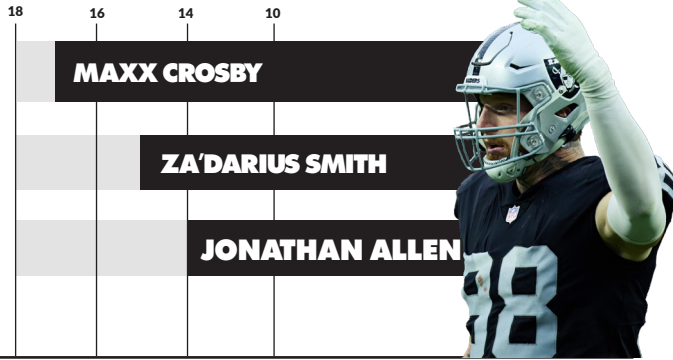
SACKS IN FIRST 11 GAMES - RAIDERS HISTORY

Rank	Player	Season	Sacks
1.	Anthony Smith	1993	12.0
2t.	Derrick Burgess	2005	11.0
2t.	Anthony Smith	1992	11.0
4t.	Maxx Crosby	2022	10.5
4t.	Greg Townsend	1990	10.5
4t.	Lance Johnstone	1998	10.5
7.	Greg Townsend	1989	9.5
8t.	Khalil Mack	2016	9.0
8t.	Darrell Russell	1998	9.0
8t.	Pat Swilling	1995	9.0

LOTS OF LOSS

This season, **DE Maxx Crosby** leads the NFL with 17 tackles for loss.

NFL TACKLES FOR LOSS LEADERS



Crosby's 17 TFLs are a single-season career high and are also the most by a Raiders defender since at least 1999 through the first 11 games of a season.

Since entering the league in 2019, **Crosby** has racked up 60 tackles for loss, a mark that ranks third in the NFL over that span - only behind Aaron Donald (63) and T.J. Watt (61).

TACKLES FOR LOSS (SINCE 2019)

Player	Team	TFLs
Aaron Donald	LAR	63
T.J. Watt	PIT	61
Maxx Crosby	LV	60

Among defensive linemen in their first four seasons in the NFL (since 1999), **Crosby's** 60 tackles for loss are the third most in the league.

D-LINEMEN TFLs THROUGH FIRST FOUR SEASONS - SINCE 1999

Rank	Player	Seasons	TFLs
1.	J.J Watt	2011-14	103
2.	Aaron Donald	2014-17	72
3.	Maxx Crosby	2019-22	60
4.	Dwight Freeney	2002-05	59

Crosby owns 15 career games with multiple tackles for loss, tied for the third most in the NFL since 2019.

GAMES WITH 2+ TFLs SINCE 2019

Rank	Player	Team	Games
1.	T.J. Watt	PIT	17
2.	Aaron Donald	LAR	16
3t.	Maxx Crosby	LV	15
3t.	Shaquil Barrett	TB	13

In Week 4 against the Broncos, **Crosby** racked up a single-game career-high four tackles for loss. He became one of only 12 defensive linemen in the NFL since 2019 to record at least four tackles for loss in a single game. He is also only the fourth Raiders defender to notch 4+ tackles for loss in a game since 1999 and the first since 2018 (Tahir Whitehead; 4 as SF, 11/1/18).

SINGLE GAME TFLs - RAIDERS HISTORY

Rank	Player	Date	TFLs
1.	Khalil Mack	12/13/15	5
2t.	Maxx Crosby	10/2/22	4
2t.	Tahir Whitehead	11/1/18	4
2t.	Kameron Wimbley	11/10/11	4
2t.	Warren Sapp	11/6/06	4
2t.	Grady Jackson	12/19/99	4

AFFECT THE QB

In the Week 12 win over Seattle, **Crosby** racked up a single-game career-high six quarterback hits. Crosby's six quarterback hits in the game were a single-game career high and tied for the second most in a single game in the NFL in 2022.

Rank	Player	Week	QB Hits
1.	Carl Lawson	5	7
2t.	Maxx Crosby	12	6
2t.	Baron Browning	5	6

His six quarterback hits were also the second most by a Raiders defender in a single game (since 2006) and the most since 2015 (Khalil Mack, 7).

Rk	Player	Date	Opp.	QB Hits
1.	Khalil Mack	12/13/15	DEN	7
2t.	Maxx Crosby	11/27/22	SEA	6
2t.	Kameron Wimbley	11/10/11	SD	6

He also added 1.5 sacks in the game, his fourth game this season with 1.5 sacks or more, tied for the second most in the NFL.

GAMES WITH 1.5+ SACKS - 2022 SEASON

Rank	Player	Team	Games
1.	Micah Parsons	Cowboys	6
2t.	Maxx Crosby	Raiders	4
2t.	Chris Jones	Chiefs	4
2t.	Myles Garrett	Browns	4
2t.	Matt Judon	Patriots	4

3RD DOWN MADNESS

In the Week 12 win over Seattle, Crosby forced two Seattle punts late in the game to help secure the victory, one with a sack and one with a quarterback hit that forced an incomplection.

On third down this season, Crosby has racked up 6.0 sacks and 10 quarterback hits. His 6.0 sacks on third down are tied for the most in the NFL.

THIRD DOWN SACK LEADERS - 2022 SEASON

Rank	Player	Team	Sacks
1t.	Maxx Crosby	Raiders	6.0
1t.	Matt Judon	Patriots	6.0
1t.	Haason Reddick	Eagles	6.0
1t.	Chris Jones	Chiefs	6.0

His 10 quarterback hits rank tied for fourth in the league on third down.

THIRD DOWN QBH LEADERS - 2022 SEASON

Rank	Player	Team	QBHs
1.	Quinnen Williams	Jets	12
2t.	Montez Sweat	Commanders	11
2t.	Nick Bosa	49ers	11
4t.	Maxx Crosby	Raiders	10
4t.	Chris Jones	Chiefs	10

200+ & 30+

Crosby now owns 208 tackles and 35.5 sacks. He is the second player in franchise history (since 1982) to reach 30.0+ sacks and 200+ tackles in their first four seasons. He is also the 22nd player in the NFL since 1987 to accomplish the feat and the first since 2020 (T.J. Watt).

200+ TACKLES AND 30.0+ SACKS IN FIRST FOUR SEASONS

Player	Years	Sacks	Tackles
Maxx Crosby	2019-22	35.5	208
Khalil Mack	2014-16	40.5	304

SACKS IN BUNCHES

Crosby has recorded 2.0 sacks in three games this season. In Week 11 he notched his eighth career game with at least 2.0 sacks - tied for the fifth most games in the NFL since 2019.

GAMES WITH 2.0+ SACKS - SINCE 2019

Rank	Player	Team	Games
1.	T.J. Watt	PIT	12
2t.	Myles Garrett	CLE	9
2t.	Micah Parsons	DAL	9
2t.	Yannick Ngakoué	IND	9
5t.	Maxx Crosby	LV	8
5t.	Cameron Jordan	NO	8
5t.	Shaquil Barrett	TB	8
5t.	Nick Bosa	SF	8
5t.	Chris Jones	KC	8

Crosby also had three games with at least two sacks in 2021, tied for second-most in the AFC this season. The chart below shows who lead the NFL in two-sack games in 2021:

2021 TWO-SACK GAME LEADERS

Rank	Player	Team	Games
1.	T.J. Watt	Steelers	6
2.	Robert Quinn	Bears	4
3.	Nick Bosa	49ers	4
4t.	Maxx Crosby	Raiders	3
4t.	Yannick Ngakoué	Raiders	3
4t.	Micah Parsons	Cowboys	3
4t.	Markus Golden	Cardinals	3
4t.	Jadeveon Clowney	Browns	3
4t.	Chris Jones	Chiefs	3
4t.	Carlos Dunlap	Seahawks	3
4t.	Cameron Jordan	Saints	3

DOUBLE-DIGITS

With his 10 tackles in Week 10, Crosby notched his second performance of double-digit tackles this season, becoming the first defensive lineman since 2012 to post multiple games with 10+ tackles in a single season. His performance is also only the 19th game of 10+ tackles by a defensive lineman since 2019.

GAMES WITH 10+ TACKLES IN A SEASON - D-LINEMEN

Player	Season	Games
Justin Smith	2006	3
Maxx Crosby	2022	2
Anthony Smith	2012	2
Ryan Denney	2008	2
Ty Warren	2006	2
Orpheus Roye	2005	2
Pat Williams	2002	2
Shaun Rogers	2001	2
Vonnie Holliday	2001	2
Marcellus Wiley	2000	2
Chad Eaton	2000	2



BIG OPENING

Crosby started the 2022 season with 10 total tackles, two quarterback hits and one tackle for loss. His 10 tackles against the Chargers in Week 1 were a single-game career high for Crosby and led all NFL defensive linemen in Week 1.

TOTAL TACKLES IN 2022 WEEK 1 (DEFENSIVE LINEMEN)

Rank	Player	Team	Tackles
1.	Maxx Crosby	LV	10
2.	Brian Burns	CAR	8
3t.	Cameron Jordan	NO	7
3t.	Charles Harris	DET	7
3t.	Kwity Paye	IND	7
3t.	Dominique Robinson	CHI	7

His performance is also one of only 16 games of 10+ tackles by a defensive lineman in the NFL since 2019 and the first Raider defensive lineman to accomplish the feat since 2016 (Bruce Irvin, 10 vs. HOU, 11/21/16).

YEAR 4 TOTALS

A look below shows where Crosby's sacks rank in franchise history through his first four seasons as a Raider:

--- RAIDERS SACK LEADERS THROUGH FIRST FOUR SEASONS---

Rank	Player	Years	Sacks
1.	Bill Pickel	1983-86	42.5
2.	Anthony Smith	1991-94	42.0
2.	Khalil Mack	2014-17	40.5
3.	Greg Townsend	1983-86	39.0
4t.	Maxx Crosby	2019-22	35.5
4t.	Sean Jones	1984-87	31.0

SINGLE-GAME SACKS

Crosby has earned three career AFC Defensive Player of the Week honors since entering the NFL. He earned his first honor by setting a Raiders rookie record with four sacks in Week 11 of 2019, a mark that is tied for second-most in NFL history among rookies.

----- RAIDERS SINGLE-GAME SACK LEADERS -----

Rank	Player	Year	SACKS
1t.	Howie Long	1983	5.0
1t.	Khalil Mack	2015	5.0
3t.	Maxx Crosby	2019	4.0
3t.	Anthony Smith	1992	4.0
3t.	Anthony Smith	1993	4.0
3t.	Kamerion Wimbley	2011	4.0
7t.	Howie Long	1982	3.5
7t.	Bill Pickel	1984	3.5
7t.	Greg Townsend	1989	3.5
10t.	Maxx Crosby	2021	3.0

----- NFL ROOKIE SINGLE-GAME SACK LEADERS -----

Rank	Player	Year	SACKS
1.	Leslie O'Neil	1986	5.0
2t.	Maxx Crosby	2019	4.0
2t.	Cornelius Bennett	1987	4.0
2t.	Brian Orakpo	2009	4.0
5t.	Sean McNerney	1987	3.5
5t.	Kendall Reyes	2012	3.5
5t.	Jason Jones	2008	3.5

----- RAIDERS ROOKIE SINGLE-GAME SACK LEADERS -----

Rank	Player	Year	SACKS
1.	Maxx Crosby	2019	4.0
2.	Greg Townsend	1983	3.0
3.	Clelin Ferrell	2019	2.5
4.	Khalil Mack	2014	2.0

ONLY TAKES 50

In Week 1 of 2022, Crosby moved his career total to 151 tackles and 25.0 sacks through 50 career games, becoming only the 30th NFL player since sacks became an official stat in 1982 and the first since 2020 (T.J. Watt) to reach 150 tackles and 25.0+ sacks within his first 50 career games.

Crosby is only the second player in franchise history to accomplish the feat:

RAIDERS WITH 150+ TACKLES & 25.0+ SACKS (THROUGH FIRST 50 CAREER GAMES)

Player	Sacks	Tackles
Maxx Crosby	25.0	151
Khalil Mack	31.0	233

ALL-TIME RAIDERS ROOKIES

As a rookie in 2019, became just the second rookie in franchise history to record 10 sacks in a season

----- RAIDERS ROOKIE SACK LEADERS -----

Rank	Player	Year	Sacks
1.	Greg Townsend	1983	10.5
2.	Maxx Crosby	2019	10.0
3.	Aaron Wallace	1990	9.0
4.	Bill Pickel	1983	6.0
5.	Scott Davis	1988	5.5

TOP OF THE CLASS

As a rookie in 2019, Crosby ranked second in his draft class in sacks (10.5), first in forced fumbles (four) and sixth in tackles (46). His prolific rookie campaign ranks among the best in franchise history. Became just the second rookie in franchise history to record 10 sacks in a season and the fifth rookie in NFL history since at least 2000 to record double-digit sacks and at least four forced fumbles in their rookie campaign. The chart below shows how he compares to the 2019 draft class:

Category	Crosby	2019 Class Rank
Sacks	25.0	2nd
Forced Fumbles	4	5th
Multi-Sack Games	5	2nd

Crosby became just the fourth player in franchise history who was drafted by the club in the fourth round or later to record double-digit sacks in a single season, joining Greg Townsend, Rod Martin and Rod Coleman.

STUFFED

Crosby has excelled this season at stopping opponent runs for a loss or no gain. He has racked up 15 total run stuffs in 2022, tied for the most in the NFL this season.

2022 STUFFS RANKINGS

Rank	Player	Team	Stuffs
1t.	Maxx Crosby	LV	15
1t.	Matt Milano	BUF	15
1t.	Christian Wilkins	MIA	15
1t.	David Long	TEN	15
1t.	Jeremiah Owusu-Koramoah	WAS	15



MACK HOLLINS

WR Mack Hollins is in his sixth NFL season and first in Las Vegas after joining the Raiders this offseason as an undrafted free agent... In 2021, played in 17 games with three starts, totaling 14 receptions for 223 yards (15.9 avg.) and four TDs...Appeared in 16 games with two starts in 2020, compiling 16 receptions for 176 yards (11.0 avg.) and one TD...In 2019, played in 16 games with three starts between the Eagles and Dolphins...Totaled 10 receptions for 125 yards (12.5 avg.)...Spent the entire 2018 season on the Reserve/Injured List...As a rookie in 2017, played in 16 games and tallied 16 receptions for 226 yards (14.1 avg.) and one TD...Career totals include 65 games played with eight starts, totaling 56 receptions for 750 yards (13.4 avg.) and six TDs...Has also recorded 19 career special teams tackles.

RECEIVING AVERAGE

Through 11 games this season, **WR Mack Hollins** has recorded career highs in receptions (40) and receiving yards (531). His 13.28 yards per reception average is the 16th best mark in the league among players with at least 40 receptions.

YARDS PER RECEPTION (MIN. 40 REC.) - 2022 SEASON

Rank	Player	Rec. Avg.
1.	Jaylen Waddle	17.20
2.	A.J. Brown	15.68
3.	Terry McLaurin	15.56
4.	Justin Jefferson	15.21
5.	Chris Olave	14.68
6.	Tyler Boyd	14.51
7.	Tee Higgins	14.49
8.	Tyreek Hill	14.17
9.	Donovan Peoples-Jones	14.12
10.	Davante Adams	14.07
11.	Amari Cooper	13.89
12.	Allen Lazard	13.82
13.	Mike Evans	13.76
14.	CeeDee Lamb	13.39
15.	JuJu Smith-Schuster	13.33
16.	Mack Hollins	13.28

74	18	96
GAMES	STARTS	RECEPTIONS
1,281	13.3	9
YARDS	AVG.	TOUCHDOWNS

CAREER GAME

In Week 3 against the Titans, **WR Mack Hollins** led the team with eight receptions for 158 yards (19.8 avg.) and one touchdown, including a 60-yard catch in the fourth quarter. His eight receptions and 158 receiving yards were both single-game career highs.

His 158 yards in Week 3 were the most by a Raider since 2020:

MOST RECENT 150-YARD GAMES - RAIDERS HISTORY

Player	Date	Yards
Mack Hollins	9/25/22	158
Nelson Agholor	12/26/20	155
Darren Waller	12/27/20	150
Darren Waller	12/6/20	200
Jordy Nelson	9/23/18	173

His 158 yards in Week 3 is the 12th-best single-game total in the NFL so far in 2022:

SINGLE-GAME RECEIVING LEADERS - 2022 SEASON

Player	Date	Yards
Justin Jefferson	Week 10	193
Tyreek Hill	Week 2	190
Tyreek Hill	Week 8	188
Justin Jefferson	Week 1	184
T.J. Hockenson	Week 4	179
Tyreek Hill	Week 6	177
Jaylen Waddle	Week 2	171
Gabe Davis	Week 5	171
DeVonta Smith	Week 3	169
Tyreek Hill	Week 4	160
DeAndre Hopkins	Week 8	159
Mack Hollins	Week 3	158
DeVante Parker	Week 3	156
A.J. Brown	Week 8	156



JOSH JACOBS

With the 24th overall selection in the 2019 NFL Draft, the Raiders selected **RB Josh Jacobs**...Jacobs made his rookie debut on Monday Night Football and became the first player since RB LaDainian Tomlinson (2001) to tally two rushing TDs and 100 yards from scrimmage in his rookie debut...Jacobs also became the first player in franchise history to score two rushing TDs in his NFL debut...Since then, Jacobs took the NFL by storm, becoming the first rookie in franchise history to earn two NFL Offensive Rookie of the Month honors (October and November), while racking up five 100-yard performances...In Week 1 of 2020, he picked up right where he left off as a rookie, becoming the first player in Raiders history to score three times on the ground in a season opener...Jacobs was named to his first Pro Bowl after recording 1,065 rushing yards on 273 carries with 12 TDs...His 12 rushing TDs in a single season also tied for third-most in franchise history.

100-YARD GAMES

RB Josh Jacobs has recorded over 100 rushing yards in five games this season, tied for the third most in the NFL. He now owns 14 career games with at least 100 yards on the ground, tied for fifth in the NFL since 2019 and the fifth most in franchise history.

As a rookie in 2019, Jacobs recorded the most 100-yard contests (five) by a first-year player in franchise history and set the rookie rushing record previously held by Marcus Allen. A look below highlights each of Jacob's 100-yard performances.

----- JACOB'S 100-YARD RUSHING GAMES -----

Date	Opp.	Yards	Carries	Avg.	TDs	Result
11/27/22	at SEA	229	33	6.9	2	W, 40-34(OT)
10/10/22	KC	154	21	7.3	1	L, 29-30
10/02/22	DEN	144	28	5.1	2	W, 32-23
10/23/22	HOU	143	20	7.2	3	W, 38-20
01/09/22	LAC	132	26	5.1	1	W, 35-32(OT)
12/26/21	DEN	129	27	4.8	0	W, 17-13
11/01/20	CLE	129	31	4.2	0	W, 16-6
10/20/10	at GB	124	21	5.9	0	L, 24-42
10/06/19	CHI (Lon.)	123	26	4.7	2	W, 24-21
11/03/19	DET	120	28	4.3	2	W, 31-24
11/17/19	CIN	112	23	4.9	0	W, 17-10
11/15/20	DEN	112	21	5.3	2	W, 37-12
11/20/22	at DEN	109	24	4.5	0	W, 22-16(OT)
12/01/19	at KC	104	17	6.1	0	L, 9-40



54	53	
GAMES	STARTS	
4.5	4,246	37
AVERAGE	YARDS	TOUCHDOWNS

ON A TEAR

Through 11 games this season, **RB Josh Jacobs** has rushed 216 times for 1,159 total yards (5.4 avg.). His 1,159 rushing yards lead the NFL.

NFL RUSHING LEADERS

JOSH JACOBS	1,159
DERRICK HENRY	1,048
NICK CHUBB	1,039
SAQUON BARKLEY	992

Along with his 1,159 rushing yards, **Jacobs** has pulled in 40 catches for 325 yards (8.1 avg.). His 1,484 total yards from scrimmage this season are the most in the NFL.

SCRIMMAGE YARDS (AMONG RBs)

JOSH JACOBS	1,484
DERRICK HENRY	1,326
SAQUON BARKLEY	1,215
NICK CHUBB	1,191
AARON JONES	1,125



Jacobs also leads the NFL with 5.4 yards per rush (min. 175 carries).

2022 NFL RUSHING AVERAGE - RBs (MIN. 175 CARRIES)

Rank	Player	Att.	Yards	Avg.
1.	Josh Jacobs	216	1,159	5.4
2.	Nick Chubb	200	1,039	5.2
3.	Miles Sanders	177	900	5.1
4.	Dalvin Cook	178	841	4.7
5t.	Saquon Barkley	224	992	4.4
5t.	Dameon Pierce	180	788	4.4

Jacobs also ranks tied for fourth in the NFL with nine rushing touchdowns this season.

HISTORIC PERFORMANCE

In the Week 12 win over the Seahawks, Jacobs posted a career-high 303 total yards from scrimmage - he rushed 33 times for 229 yards (6.9 avg.) and two touchdowns and caught six passes for 74 yards (12.3 avg.).

His 303 total yards from scrimmage are the most in a single game in Raiders history.

SINGLE-GAME TOTAL YARDS - RAIDERS HISTORY

Rk	Player	Date	Rush Yds.	Rec. Yds.	Total
1.	Josh Jacobs	11/27/22	229	74	303
2.	Clem Daniels	10/20/63	200	56	256
3.	Clem Daniels	09/15/63	76	172	248
4.	Art Powell	12/22/63	0	247	247
5.	Michael Bush	11/10/11	157	85	242

Jacobs is just the sixth player in NFL history with at least 300 scrimmage yards and multiple scrimmage touchdowns in a single game - the first since 2007.

300+ SCRIMMAGE YARDS & 2+ TDS - NFL HISTORY

Rank	Player	Date	Scrim Yards	TDS
1.	Josh Jacobs	11/27/22	303	2
2.	Adrian Peterson	11/04/07	315	3
3.	Priest Holmes	11/24/02	307	3
4.	Stephone Paige	12/22/85	309	2
5.	Billy Cannon	12/10/61	330	5
6.	Cloyce Box	12/03/50	302	4

Jacobs rushed 33 times for a career-high 229 yards (6.9 avg.) and two touchdowns. His 229 rushing yards are the most in a single game in Raiders history and the most in a single game in the NFL since the 2020 season.

SINGLE-GAME RUSHING YARDS - RAIDERS HISTORY

Rank	Player	Date	Yards
1.	Josh Jacobs	11/27/22	229
2.	Napoleon Kaufman	10/19/97	227
3.	Bo Jackson	11/30/97	221
4.	Clem Daniels	10/20/63	200

Jacobs His 6.9 yards per carry average in the game is the best average in a single game in franchise history (min. 30 attempts), and his performance is only the 14th in the NFL since 2000 of 6.9 yards per carry or more among rushers who had 30+ attempts.

SINGLE-GAME RUSHING AVERAGE - RAIDERS HISTORY

Rk	Player	Date	Rush Att.	Rush Yds.	Avg.
1.	Josh Jacobs	11/27/22	33	229	6.9
2.	Michael Bush	11/10/11	30	157	5.2
3.	Darren McFadden	09/19/10	30	145	4.8

Jacobs is the first player in Raiders history to rush for 225+ yards and 2+ touchdowns. He is also only the 19th player in the NFL since 2000 to accomplish the feat.

Jacobs also pulled in six receptions for a career-high 74 yards (tied for team lead), averaging 12.3 yards per reception. His 74 receiving yards were the most by a Raiders running back in a single game since 2016 (Jamize Olawale, 90 vs. HOU; 11/21/16).



IN CLUTCH TIME

In Week 12 against the Seahawks, Jacobs broke free for an 86-yard touchdown run in overtime to seal the victory for the Raiders. His 86-yard touchdown run in overtime is the second-longest overtime rushing touchdown and fourth-longest overtime scrimmage touchdown since 1974.

LONGEST OT RUSHING TOUCHDOWNS - SINCE 1974

Rank	Player	Date	Yds	Result
1.	Garrison Hearst	09/06/98	96	W, 36-30 (OT)
2.	Josh Jacobs	11/27/22	86	W, 40-34 (OT)
3.	Herschel Walker	11/15/87	60	W, 23-17 (OT)

LONGEST OT SCRIMMAGE TOUCHDOWNS - SINCE 1974

Rank	Player	Date	Type	Yards
1.	Mike Quick	11/10/85	Rec.	99
2.	Garrison Hearst	09/06/98	Rush	96
3.	Jarius Wright	12/07/14	Rec.	87
4.	Josh Jacobs	11/27/22	Rush	86

The rush is also the eighth longest run in franchise history and the longest since 2014 (Latavius Murray, 90-yard TD vs. KC; 22/20/14).

LONGEST RUNS IN RAIDERS HISTORY

Rank	Player	Date	Yards
1.	Terrelle Pryor	10/27/13	93
2.	Bo Jackson	11/5/89	92
3.	Bo Jackson	11/30/87	91
4.	Latavius Murray	11/20/14	90
5.	Kenny King	10/12/80	89
6.	Bo Jackson	12/16/90	88
7.	Jack Larscheid	10/16/60	87
8.	Josh Jacobs	11/27/22	86

Jacobs totaled 109 yards and a touchdown on five carries in overtime in Week 12. His 109 rushing yards are the most in overtime since 1991.

OVERTIME RUSHING YARDS - SINCE 1991

Rank	Player	Date	Yards
1.	Josh Jacobs	11/27/22	109
2.	Garrison Hearst	09/06/98	100
3.	Derrick Ward	12/21/08	88
4.	Jay Ajayi	12/24/16	87
5.	Deuce McAllister	11/16/03	83
6.	Josh Jacobs	01/09/22	69

4,000 IN 4

Jacobs has now eclipsed 4,000 career rushing yards (4,246), becoming only the second player in franchise history to reach the milestone in their first four seasons (Marcus Allen).

RUSHING YARDS IN FIRST 4 SEASONS - RAIDERS HISTORY

Rank	Player	Seasons	Yards
1.	Marcus Allen	1982-85	4,638
2.	Josh Jacobs	2019-22	4,246
3.	Napoleon Kaufman	1995-98	3,579
4.	Mark Van Eeghen	1974-77	3,021
5.	Bo Jackson	1987-90	2,782

MAKING HISTORY

In Week 11, **Jacobs** reached 930 rushing yards and seven rushing touchdowns in 2022, becoming the 10th player in NFL history with 850+ rushing yards and 7+ rushing touchdowns in each of his first four seasons - seven of the other nine players to accomplish the feat are in the Pro Football Hall of Fame.

850+ RUSH YDS & 7+ TDs IN FIRST 4 SEASONS - NFL HISTORY

No.	Player	Seasons
1.	Josh Jacobs	2019-22
2.	Nick Chubb	2018-21
3.	Adrian Peterson	2007-10
4.	LaDarian Tomlinson*	2001-04
5.	Terrell Davis*	1995-98
6.	Emmitt Smith*	1990-93
7.	Barry Sanders*	1989-92
8.	Eric Dickerson*	1983-86
9.	Earl Campbell*	1978-81
10.	Jim Brown*	1957-60

* Pro Football Hall of Fame

HISTORIC RUN

In his fourth NFL season, **RB Josh Jacobs** has rushed 216 times for 1,159 yards (5.4 avg.) and nine rushing touchdowns through the first 11 games. Jacobs currently has the most rushing yards through 11 games in Raiders history, more than Hall of Fame running back Marcus Allen had through the first 11 games of his 1985 MVP season - also his fourth season in the NFL.

FIRST 11 GAMES

1985 MVP SEASON

2022 SEASON

	ALLEN	JACOBS
CARRIES	252	216
RUSH YARDS	1,063	1,159
YARDS PER CARRY	4.2	5.4
RUSH TDs	8	9

END ZONE SEEKER

RB Josh Jacobs matched his single-game career high with three rushing touchdowns in the Week 7 win over the Texans. He is one of only six players in the NFL this season to record three rushing touchdowns or more in a single game.

SINGLE-GAME RUSHING TDs - 2022 SEASON

Player	Week	Team	TD
Joe Mixon	Week 9	CIN	4
Josh Jacobs	Week 7	TEN	3
Taysom Hill	Week 5	NO	3
Nick Chubb	Week 2	CLE	3
D'Onta Foreman	Week 8	CAR	3
Tony Pollard	Week 8	DAL	3

Jacobs also joins Marcus Allen (5) and Pete Banaszak (2) as the only three players in Raiders history to record 3+ rushing touchdowns in multiple games.

SINGLE GAMES WITH 3+ RUSHING TDs - RAIDERS HISTORY

Rank	Player	Games
1.	Marcus Allen	5
2t.	Josh Jacobs	2
2t.	Pete Banaszak	2

With his two rushing touchdowns in Week 12, **RB Josh Jacobs** notched his third game with 2+ rushing touchdowns this season, tied for the second most in the NFL. His 11 career games with multiple rushing touchdowns, tied for the second most games in the NFL since 2019.

GAMES WITH 2+ RUSHING TDs - SINCE 2019

Rank	Player	Team	Games
1.	Derrick Henry	TEN	16
2.	Josh Jacobs	LV	11
3.	Nick Chubb	CLE	10
4.	Dalvin Cook	MIN	8
5t.	Jonathan Taylor	IND	7
5t.	Jalen Hurts	PHI	7
5t.	Ezekiel Elliot	DAL	7

ELITE COMPANY

Jacobs has now become only the 15th running back in NFL history to record 7+ rushing touchdowns in each of their first four seasons. 10 of the 15 running backs that have accomplished the feat are in the Pro Football Hall of Fame.

7+ RUSH TDs IN FIRST FOUR SEASONS - NFL HISTORY

No.	Player	Seasons
1.	Josh Jacobs	2019-22
2.	Nick Chubb	2018-21
3.	Adrian Peterson	2007-10
4.	Maurice Jones-Drew	2006-09
5.	LaDarian Tomlinson*	2001-04
6.	Terrell Davis*	1995-98
7.	Marshall Faulk*	1994-97
8.	Emmitt Smith*	1990-93
9.	Barry Sanders*	1989-92
10.	Roger Craig	1983-86
11.	Eric Dickerson*	1983-86
12.	Marcus Allen*	1982-85
13.	Earl Campbell*	1978-81
14.	Walter Payton*	1975-78
15.	Jim Brown*	1957-60

* Pro Football Hall of Fame

RB RANKINGS SINCE 2019

Since entering the league in 2019, **RB Josh Jacobs** has been one of the most productive running backs in the National Football League. Jacobs ranks in the Top-5 in both rushing yards and rushing touchdowns among all running backs:

----- MOST RUSHING TDs SINCE 2019 (AMONG RBs) -----			
Rank	Player	Team	Rush TDs
1.	Derrick Henry	Titans	53
2.	Dalvin Cook	Vikings	41
3.	Nick Chubb	Browns	39
4.	Josh Jacobs	Raiders	35
5.	Ezekiel Elliott	Cowboys	34
6.	Jonathan Taylor	Colts	32
6.	Aaron Jones	Packers	31

----- MOST RUSHING YARDS SINCE 2019 (AMONG RBs) -----			
Rank	Player	Team	Rush Yards
1.	Derrick Henry	Titans	5,514
2.	Nick Chubb	Browns	4,743
3.	Dalvin Cook	Vikings	4,650
4.	Josh Jacobs	Raiders	4,017
5.	Ezekiel Elliott	Cowboys	3,823

1,200+ AND 7+

In Week 12 against Seattle, Jacobs surpassed 1,200 scrimmage yards on the season, becoming the seventh player in NFL history to record 1,200 yards and 7+ touchdowns in each of his first four seasons, joining Adrian Peterson, Barry Sanders, Earl Campbell, Eric Dickerson, LaDainian Tomlinson and Terrell Davis.

1,200 SCRIM. YDS & 7+ TDS - FIRST FOUR SEASONS

SEASONS

	BARRY SANDERS	4
	EARL CAMPBELL	4
	ERIC DICKERSON	4
	LADAINIAN TOMLINSON	4
	TERRELL DAVIS	4
	JOSH JACOBS	4
	ADRIAN PETERSON	4

GIVE HIM 1,000

In Week 12 against Seattle, Jacobs eclipsed 1,000 rushing yards on the season, becoming the third player in club history with three seasons of at least 1,000 rushing yards - he joins Marcus Allen (1983-85) and Mark van Eeghen (1976-78) as the only players to accomplish the feat.

SEASONS OF 1,000 RUSHING YARDS - RAIDERS HISTORY

No.	Player	Seasons
1t.	Josh Jacobs	3
1t.	Marcus Allen	3
1t.	Mark van Eeghan	3

MOVING THE CHAINS

Jacobs has excelled at getting first downs for the Raiders in 2022 - he has recorded 67 rushing first downs, the most in the NFL this season.

RUSHING 1ST DOWNS



He now owns 226 rushing first downs since 2019, the fourth most in the NFL over that span.

RUSHING FIRST DOWNS - SINCE 2019

Rank	Player	Team	1st Downs
1.	Derrick Henry	TEN	266
2.	Dalvin Cook	MIN	244
3.	Ezekiel Elliot	DAL	231
4.	Josh Jacobs	LV	226
5.	Nick Chubb	CLE	225
6.	Lamar Jackson	BLT	223
7.	Jonathan Taylor	IND	210

Jacobs recorded seven rushes of 10+ yards in Week 7, tied for the second most in a single game in the NFL this season and the most in a single game by a Raiders' back since at least 1994.

10-YD RUNS IN A SINGLE GAME - RAIDERS HISTORY (SINCE 1994)

Rank	Player	Date	10+ Runs
1.	Josh Jacobs	10/23/22	7
2t.	Justin Fargas	11/25/07	6
2t.	Charlie Garner	9/8/02	6
2t.	Charlie Garner	12/28/02	6
2t.	Napoleon Kaufman	10/19/97	6

He now owns 31 runs of 10+ yards in 2022, tied for the second most in the NFL this season. His career total is now up to 108 10-yard runs since 2019, the fifth most in the NFL over that span.

10+ YARD RUNS - SINCE 2019

Rank	Player	Team	Runs
1.	Nick Chubb	CLE	147
2.	Lamar Jackson	BLT	135
3.	Derrick Henry	TEN	134
4.	Dalvin Cook	MIN	130
5.	Josh Jacobs	LV	108
6.	Jonathan Taylor	IND	103

"DO IT ALL" BACK

In Week 12 against the Seahawks, Jacobs notched his second straight game with 100+ rushing yards and 50+ receiving yards. He is the first player in Raiders history to record two consecutive games with that stat line and the fourth player in team history with multiple of such games.

He is the first Raider since 2013 to record 100+ rushing yards and 50+ receiving yards in a single game.

SINGLE GAME WITH 100+ RUSH YDS & 50+ REC. YDS. (SINCE 2010)

Player	Date	Rush Yds	Rec. Yds
Josh Jacobs	11/27/22	229	74
Josh Jacobs	11/20/22	109	51
Rashad Jennings	11/03/13	102	74
Marcel Reece	11/18/12	103	90
Michael Bush	11/10/11	157	85
Darren McFadden	12/12/10	123	86

RAREFIED AIR

In his 49th career game - the Week 7 win over the Texans - Jacobs reached 3,720 career rushing yards, surpassing Hall of Fame running back Marcus Allen (3,688) for the most rushing yards in franchise history in a player's first 50 career games.

RAIDERS RUSHING LEADERS - FIRST 50 GAMES

Rank	Player	Seasons	Yards
1.	Josh Jacobs	2019-20	3,763
2.	Marcus Allen	1982-85	3,688
3.	Darren McFadden	2008-12	2,898
4.	Napoleon Kaufman	1995-98	2,824
5.	Bo Jackson	1987-90	2,782

He is also one of nine players in the NFL over the last five seasons (2018-21) to reach 34 career rushing touchdowns in 50 games or less. Among players in their first 50 career games since 2000, his 34 rushing touchdowns rank tied for 11th.

RUSHING TDs IN FIRST 50 GAMES - SINCE 2000

Rank	Player	Seasons	TDs
1.	Larry Johnson	2003-07	47
2t.	Arian Foster	2009-12	43
2t.	Adrian Peterson	2007-10	43
4.	LaDainian Tomlinson	2001-04	39
5t.	Maurice Jones-Drew	2006-09	38
5t.	Todd Gurley	2015-18	38
7.	Clinton Portis	2002-05	37
8.	Dalvin Cook	2017-21	36
9t.	Ezekiel Elliot	2016-19	35
9t.	Aaron Jones	2017-20	35
11t.	Josh Jacobs	2019-22	34
11t.	Shaun Alexander	2000-03	34
11t.	Chris Johnson	2008-11	34

THREE PEAT

In Week 7 against the Texans, **RB Josh Jacobs** rushed 20 times for 143 yards (7.2 avg.) and three touchdowns, his third consecutive 100-yard performance, marking only the sixth time in Raiders history a player has recorded three straight games with 100+ rushing yards - the first since 1997 (Napoleon Kaufman).

CONSECUTIVE 100-YARD GAMES - RAIDERS HISTORY

Player	Games	Season	Tot Yards
Marcus Allen	11	1985-86	1,368
Josh Jacobs	3	2022	441
Napoleon Kaufman	3	1997	428
Bo Jackson	3	1990	363
Bo Jackson	3	1989	406
Marv Hubbard	3	1974	335

Jacobs rushed for 144 yards and one touchdown in Week 4, 154 yards and two touchdowns in Week 5 and 143 yards and three touchdowns in Week 7 - only the ninth time in NFL history (first since 2019; Derrick Henry) a player has rushed for 140+ yards and at least one touchdown in three consecutive games and the first time in Raiders history.

CONSECUTIVE GAMES WITH 140+ RUSH YDS & 1+ RUSH TD (NFL HISTORY)

Player	Games	Season	Yards	TDs
Josh Jacobs	3	2022	441	6
Derrick Henry	3	2019	496	5
Adrian Peterson	3	2012	576	4
Larry Johnson	3	2005	450	7
Ricky Williams	3	2002	587	6
Eric Dickerson	3	1984	555	6
Eric Dickerson	3	1983	533	6
O.J. Simpson	3	1976	647	4
Jim Brown	3	1958	515	8

Jacobs' 441 rushing yards From Weeks 4-7 (Week 6 bye) are the most rushing yards by a Raiders running back in a three-game span since Marcus Allen recorded 464 rushing yards over three games in 1985 (Nov. 24-Dec. 18, 1985).

HOT START

Through 11 games in 2022, **RB Josh Jacobs** has totaled 1,159 rushing yards, the fourth most in franchise history through the first 11 games of the season.

RUSHING YARDS THROUGH 11 GAMES - FRANCHISE HISTORY

Rank	Player	Season	Yards
1.	Josh Jacobs	2022	1,159
2.	Marcus Allen	1985	1,063
1.	Napoleon Kaufman	1997	1,035
3.	Mark Van Eeghen	1977	1,011

Jacobs is now averaging 105.4 rushing yards per game this season, the best average in the league. In fact, he is averaging more rushing yards per game than nine teams in the NFL.

RUSHING YARDS PER GAME - 2022 SEASON

Rank	Player	Rush Yds/G
1.	Josh Jacobs	105.4
2.	Derrick Henry	95.2
3.	Nick Chubb	94.5
4.	Saquon Barkley	90.2

TOUGH YARDS

According to NextGen Stats, **Jacobs** averages 4.1 yards after contact this season, tied for the second best average in the NFL (min. 150 att.).

RUSHING YDS AFTER CONTACT - (MIN. 125 ATT.)

Rank	Player	Team	YAC/C
1.	Nick Chubb	CLE	4.3
2t.	Josh Jacobs	LV	4.1
2t.	Dalvin Cook	MIN	4.1
4.	Dameon Pierce	HOU	4.0
5.	Derrick Henry	TEN	3.8

In Week 12 at Seattle, Jacobs racked up 179 rushing yards after contact, the second most in a single game in the NFL this season.

SINGLE GAME RUSHING YDS AFTER CONTACT - 2022

Rank	Player	Week	YAContact
1.	Derrick Henry	8	182
2.	Josh Jacobs	12	179
3t.	Khalil Hebert	3	148
3t.	Jonathan Taylor	1	161

TAKING DOWN THE TEXANS

In Week 7 against the Texans, **RB Josh Jacobs** finished with 143 rushing yards and three rushing touchdowns on 20 carries (7.2 avg.). He joins Marcus Allen and Darren McFadden as the only three running backs in franchise history to rush for 140+ yards and 3+ touchdowns in a single game - the first since 2010 (Darren McFadden). No other running back in the NFL has accomplished the feat so far in 2022.

SINGLE GAME WITH 140+ RUSHING YARDS & 3 RUSHING TDs

Player	Date	Rush Yards	Rush TDs
Josh Jacobs	10/23/22	143	3
Darren McFadden	10/24/10	165	3
Marcus Allen	12/02/84	155	3

Among players with at least 20 carries, his 7.2 yards per carry are the most by a Raiders' back in a single game since 2007 (Justin Fargas, 8.1).

His 7.2 average is also the best mark in a single game in the NFL since 1991 (min 20 att) for player without a run of 20+ yards.

BIG DAY VS. BRONCOS

RB Josh Jacobs had a career day in Week 4, notching 144 rushing yards and two touchdowns on 28 carries (5.1 avg.).

Other than his own performance in Week 18 of 2021, his 5.1 rushing average against the Broncos is only the ninth performance of over 5.0 yards per carry on at least 25 attempts by a Raider since 2000 - and the first since 2015.

GAMES WITH 5.0+ AVG. ON 25+ CARRIES - SINCE 2015

Player	Date	Yards	Carries	Avg.	TDs
Josh Jacobs	10/2/22	144	28	5.1	2
Josh Jacobs	1/9/22	132	26	5.1	1
Latavius Murray	9/27/15	139	26	5.3	1

TDS IN THE FIRST FOUR

RB Josh Jacobs has recorded 37 rushing touchdowns in his four seasons with the Raiders, a mark that ranks second in franchise history through a players first four seasons with the team, trailing only Marcus Allen's 44 touchdown runs posted between 1982 and 1985.

Jacobs has rushed for multiple TDs in 11 games through his first four seasons and is the only player in the NFL with seven-plus rush TDs in each of past four seasons. Shown below is the list of players to accomplish the feat:

----SEASONS WITH 7+ RUSH TDs (SINCE 2019) ----

Rank	Player	Seasons with 7+
1t.	Josh Jacobs	4
1t.	Nick Chubb	3

In 2021, Jacobs recorded 1,220 scrimmage yards (872 rushing, 348 receiving) and nine rushing touchdowns and is one of three players in the NFL (Nick Chubb and Ezekiel Elliott) with at least 1,200 scrimmage yards and seven touchdowns in each of the past three seasons.



RAIDERS RUSHING LEADER

In Week 16 of 2021 against the Denver Broncos, **RB Josh Jacobs** surpassed Marcus Allen for most rushing yards in franchise history by a player in his first three seasons. Jacobs is the only player in franchise history to rush for 1,000 yards in each of his first two seasons.

-- Most Rushing Yards In First Three Seasons (Raiders)--

Rank	Player	Years	Yards
1.	Josh Jacobs	2019-21	3,087
2.	Marcus Allen	1982-84	2,879
3.	Napoleon Kaufman	1995-97	2,658
4.	Bo Jackson	1987-89	2,084
5.	Darren McFadden	2008-10	2,013

RUSHING YARDS PER GAME

Below shows where **RB Josh Jacobs** finished in each of his first three seasons in yards per game ranking in the NFL:

----- 2021 RUSHING YARDS PER GAME -----

Rank	Player	Team	Rush Yds/G
1.	Jonathan Taylor	Colts	106.5
2.	Nick Chubb	Browns	89.9
3.	Dalvin Cook	Vikings	89.2
4.	Joe Mixon	Bengals	75.3
5.	Najee Harris	Steelers	70.6
6.	Alvin Kamara	Saints	69.1
7.	David Montgomery	Bears	65.3
8.	Antonio Gibson	Commanders	64.8
9.	Damien Harris	Patriots	61.9
10.	Ezekiel Elliot	Cowboys	58.9
11.	Josh Jacobs	Raiders	58.1

----- 2020 RUSHING YARDS PER GAME -----

Rank	Player	Team	Rush Yds/G
1.	Derrick Henry	Titans	126.7
2.	Dalvin Cook	Vikings	111.2
3.	Nick Chubb	Browns	88.9
4.	Aaron Jones	Packers	78.9
5.	Jonathan Taylor	Colts	77.9
6.	James Robinson	Jaguars	76.4
7.	Miles Sanders	Eagles	72.3
8t.	David Montgomery	Bears	71.3
8t.	Joe Mixon	Bengals	71.3
10.	Josh Jacobs	Raiders	71.0

----- 2019 RUSHING YARDS PER GAME -----

Rank	Player	Team	Rush Yds/G
1.	Derrick Henry	Titans	102.7
2.	Nick Chubb	Browns	93.4
3.	Josh Jacobs	Raiders	88.5
4.	Christian McCaffrey	Panthers	86.7
5.	Ezekiel Elliott	Cowboys	84.8

ALL-TIME SINGLE-SEASON LEADERS

In Week 12 of 2022, **RB Josh Jacobs** eclipses 1,000 yards in his 11th game of the season. He is one of four players in franchise history to reach 1,000 through the first 11 games of a season. Jacobs is also the only rookie in franchise history to cross 1,000 yards in a single season. Jacobs crossed the 1,000-yard mark in 2020 and became just the third player in club history to record multiple seasons with 1,000 rushing yards. Jacobs is just the 33rd player in NFL history and first in club history to begin his career with back-to-back 1,000-yard campaigns.

Here is where Jacobs' seasons rank in Raiders history:

-- RAIDERS SINGLE-SEASON RUSHING LEADERS --

Rank	Player	Year	Rushing Yards
1.	Marcus Allen	1985	1,759
2.	Napoleon Kaufman	1997	1,294
3.	Mark van Eeghen	1977	1,273
4.	Marcus Allen	1984	1,168
5.	Josh Jacobs	2022	1,159
6.	Darren McFadden	2010	1,157
7.	Josh Jacobs	2019	1,150
8.	Harvey Williams	1995	1,114
9.	Marv Hubbard	1972	1,100
10.	Clem Daniels	1963	1,099
11.	Mark van Eeghen	1978	1,080
12.	Latavius Murray	2015	1,066
13.	Josh Jacobs	2020	1,065
14.	Tyrone Wheatley	2000	1,046
15.	LaMont Jordan	2005	1,025
16.	Marcus Allen	1983	1,014
17.	Mark van Eeghen	1976	1,012
18.	Justin Fargas	2007	1,009
19.	Harvey Williams	1994	983
20.	Michael Bush	2011	977
21.	Charlie Garner	2002	962
22.	Bo Jackson	1989	950
23.	Tyrone Wheatley	1999	936
24.	Napoleon Kaufman	1998	921
25.	Marv Hubbard	1973	903
26.	Marshawn Lynch	2017	891
27.	Clem Daniels	1965	884
28.	Napoleon Kaufman	1996	874
29.	Josh Jacobs	2021	872
30.	Marv Hubbard	1971	867
31t.	Hewritt Dixon	1968	865
31t.	Marv Hubbard	1974	865



CHANDLER JONES

Veteran defensive end enters his 11th season in the NFL and first with the Raiders...A four-time Pro Bowler (2015, 2017, 2019 and 2021) and a two-time Associated Press All-Pro First Team selection (2017 and 2019)...In 2021, started all 15 games he appeared in and finished with 41 tackles (31), 10.5 sacks, four passes defended and one fumble recovery...In 2020, started all five games he appeared in and posted 11 tackles, one sack and a fumble recovery before suffering a season-ending injury...In 2019, established a single-season franchise record with 19 sacks and set career highs with eight forced fumbles...Started all 16 games in 2018 and totaled 49 tackles (38), 14 tackles for loss, a team-high 13 sacks, four passes defended, three forced fumbles and one fumble recovery...In 2017, started all 16 games and set a then-single-season franchise record with an NFL-leading 17 sacks, while also leading the league in TFLs (28) and QBHs (38)...In 2016, started all 16 games and finished second on the team with 11.0 sacks and tied for the team lead with four forced fumbles...In 2015, started 15 games and totaled 44 tackles with 12.5 sacks and four forced fumbles...Played in 10 games with eight starts in 2014 and finished with 43 tackles (30), six sacks, two forced fumbles, a fumble recovery and two passes defended...In 2013, recorded a career-high 79 tackles (40), 11.5 sacks, one forced fumble, one fumble recovery for a TD...Played 14 games with 13 starts in 2012 and totaled 45 tackles (24), six sacks, four passes defended and three forced fumbles.

SACKS PER GAME

Among players in NFL history with at least 100 games played, **Chandler Jones's** 0.72 sacks per game ranks tied for eighth.

SACKS PER GAME (NFL HISTORY)

Rank	Player	Games	Sacks/G
1.	Reggie White	232	0.85
2.	DeMarcus Ware	178	0.78
3.	Von Miller	161	0.77
4t.	Derrick Thomas	169	0.75
4t.	Aaron Donald	138	0.75
6.	J.J. Watt	146	0.74
7.	Jared Allen	187	0.73
8t.	Chandler Jones	150	0.72
8t.	Lawrence Taylor	184	0.72



4X PRO BOWL SELECTION

AP

2X AP ALL-PRO 1ST TEAM SELECTION



2010-19 ALL-DECADE TEAM

150	147	
GAMES	STARTS	
497	108.0	119
TACKLES	SACKS	TFLS
207	33	27
QBHS	FFS	PDS

DOMINANT PASS RUSHER

Since he entered the league as a first-round draft pick in 2012, no player in the NFL has gotten to the quarterback as often as **DE Chandler Jones**. The All-Pro ranks third in the NFL in sacks (108.0) and first in forced fumbles (33) since entering the NFL.

----- NFL LEADERS - SACKS (2012-PRESENT) -----

Rank	Player	Team	Sacks
1.	Von Miller	Buffalo	112.0
2.	Cameron Jordan	New Orleans	111.5
3.	Chandler Jones	Las Vegas	108.0
4.	Justin Houston	Baltimore	105.5
5.	Aaron Donald	LA Rams	103.0
6.	J.J. Watt	Arizona	103.0

----- NFL LEADERS - FORCED FUMBLES (2012-PRESENT) -----

Rank	Player	Team	Forced Fumbles
1.	Chandler Jones	Las Vegas	33
2.	Robert Quinn	Chicago	31
3t.	J.J. Watt	Arizona	26
3t.	Lavonte David	Tampa Bay	26
5t.	Von Miller	Buffalo	25
5t.	Khalil Mack	LA Chargers	25

Dating back to 2012, Jones leads the NFL with 30 "strip sacks" in which he has a sack and forced fumble on the same play.

STRIP SACKS (SINCE 2012)

Rank	Player	Strip Sacks
1.	Chandler Jones	30
2.	Robert Quinn	25
3.	Khalil Mack	19
4t.	J.J. Watt	18
4t.	Aaron Donald	18

ELITE COMPANY

Chandler Jones recorded 13-plus sacks in three consecutive seasons from 2017-19, trailing only Pro Football Hall of Famer Reggie White (four) for the most consecutive 13-sack campaigns in NFL history.

CHANDLER JONES YEAR-BY-YEAR SACKS

Season	Sacks
2017	17.0
2018	13.0
2019	19.0

REGGIE WHITE YEAR-BY-YEAR SACKS

Season	Sacks
1985	13.0
1986	18.0
1987	21.0
1988	18.0

1990	14.0
1991	15.0
1992	14.0
1993	13.0

CONSISTENT LEADER

Since entering the league in 2012, **DE Chandler Jones** has consistently ranked at the top of the league in sacks. Below are all of his seasons ranked in the top 15 in the NFL in sacks.

CHANDLER JONES SACK RANKINGS

Season	Sacks	NFL Rank
2021	10.5	13t
2019	19.0	2
2018	13.0	7t
2017	17.0	1
2016	11.0	8t
2015	12.5	5
2013	11.5	7t

2021 SACK LEADERS

Last season (2021), **DE Chandler Jones** ranked in the top 15 in sacks during the regular season, his seventh time ranking in the top 15 in his career.

HISTORIC GAME

In Week 1 of last season, **Chandler Jones** joined DE Aldon Smith (11/19/12 vs. Chicago) as the only NFL players in the last 16 seasons to record 5.0-plus sacks, 6-plus QB hits, 4-plus tackles for loss and 2-plus forced fumbles in a single game.

2021 NFL LEADERS - SACKS

Player	Date	Sacks	TFLs	QBHs	FFs
Chandler Jones	9/12/21	5.0	4	6	2
Aldon Smith	11/19/12	5.5	4	7	2

----- 2021 NFL LEADERS - SACKS -----

Rank	Player	Team	Sacks
1.	T.J. Watt	Pittsburgh	22.5
2.	Robert Quinn	Chicago	18.5
3.	Myles Garrett	Cleveland	16.0
4.	Nick Bosa	San Francisco	15.5
5.	Trey Hendrickson	Cincinnati	14.0
6.	Micah Parsons	Dallas	13.0
7t.	Matt Judon	New England	12.5
7t.	Aaron Donald	LA Rams	12.5
7t.	Cameron Jordan	New Orleans	12.5
10.	Harold Landry III	Tennessee	12.0
11t.	Markus Golden	Arizona	11.0
11t.	Hasson Reddick	Carolina	11.0
13t.	Chandler Jones	Arizona	10.5
13t.	Joey Bosa	LA Chargers	10.5

NFL HISTORY

With his performance in Week 1 against the Chargers in 2022, Jones reached 475 tackles, becoming one of only 15 players in NFL history (since sacks became an official stat in 1982) to reach 475+ tackles and 100.0+ sacks in his career.

10.0+ SACKS

Jones posted 10.0-plus sacks in five consecutive seasons (2015-19) before a season-ending injury in 2020, joining Von Miller (2014-18) as the only active NFL players to accomplish the feat.

CONSECUTIVE 10.0+ SACK SEASONS (CHANDLER JONES)

Season	Sacks
2015	12.5
2016	11.0
2017	17.0
2018	13.0
2019	19.0

PLAYERS WITH 475+ TACKLES & 100.0+ SACKS (NFL HISTORY)

Player	Tackles	Sacks
Julius Peppers	718	158.5
Michael Strahan	494	141.0
Jason Taylor	625	139.5
Terrell Suggs	886	139.0
DeMarcus Ware	657	138.5
Jared Allen	647	136.0
John Abraham	546	134.0
Von Miller	561	123.5
Robert Mathis	484	123.0
Cameron Jordan	616	112.5
Justin Houston	494	111.0
J.J. Watt	566	108.5
Chandler Jones	497	108.0
Aaron Donald	483	103.0
Carlos Dunlap	566	100.0

FRANCHISE LEADER

In 2021, **DE Chandler Jones** surpassed Freddie Joe Nunn (66.5) as the Cardinals franchise all-time sack leader. Jones finished the regular season with 10.5 sacks. It marked his seventh career season with 10.0-plus sacks and his fifth in six years with the Cardinals. No other player in franchise history has more than three seasons with 10.0+ sacks.

----- **CARDINALS FRANCHISE RECORD - SACKS (CAREER)** -----

Rank	Player	Year	Sacks
1.	Chandler Jones	2016-21	71.5
2.	Freddie Joe Nunn	1985-93	66.5
3.	Calais Campbell	2008-16	56.5
4.	Simeon Rice	1996-00	51.5
5.	Curtis Greer	1982-88	50.5

His seven seasons with 10.0-plus sacks are tied with Von Miller for the most among active players.

----- **ACTIVE NFL LEADERS -SEASONS W/10+ SACKS** -----

Rank	Player	Seasons
1.	Chandler Jones (LV)	7
2.	Von Miller (Buf.)	7
3t.	Aaron Donald (LAR)	6
3t.	Cameron Jordan (NO)	6
5t.	J.J. Watt (Ari.)	5
5t.	Robert Quinn (Chi.)	5

FOUR'S COMPANY

Since individual sacks became an official stat in 1982, Chandler Jones is one of just four players to have at least three career games with 4.0-plus sacks. (Derrick Thomas - 4, Leslie O'Neal - 4, Chandler Jones - 3, Reggie White - 3).

CHANDLER JONES GAMES WITH 4.0 SACKS

Date	Opponent	Sacks
9/12/21	TEN	5.0
12/22/19	SEA	4.0
10/20/19	NYG	4.0

CAREER SEASON

In 2019, **Jones** earned Pro Bowl, first-team All-Pro (AP, PFWA, Sporting News) and NFC Defensive Player of the Year (NFL Committee of 101) honors after establishing a single-season franchise record with 19.0 sacks (second in the NFL) and setting career highs with eight forced fumbles (tied for first) and seven strip-sacks (first). He also finished second in Defensive Player of the Year voting.

CHANDLER JONES 2019 STATS

G	GS	TKL	TFL	SK	QBH	FF	FR
16	16	53	11	19.0	26	8	3

AWARDS

PLAYER OF THE MONTH

NFC - December 2019
 NFC - December 2017
 AFC - November 2013

NFL ROOKIE OF THE MONTH

September 2012

DEFENSIVE PLAYER OF THE WEEK

NFC - Week 16, 2019
 NFC - Week 7, 2019
 NFC - Week 5, 2018
 AFC - Week 2, 2014





DENZEL PERRYMAN



2021 PRO BOWL SELECTION

92 GAMES	73 STARTS	551 TACKLES
42 TFLS	6.0 SACKS	15 QBHS
4 INTS	4 FF	3 FR

LB Denzel Perryman is entering his eighth NFL season and his second season with the Raiders...Owns 499 total tackles (348 solo), 32 tackles for loss, 5.0 sacks, 11 quarterback hits, three interceptions, nine passes defensed, four forced fumble and three fumble recoveries...In his first season with the Raiders (2021), ranked sixth in the NFL with a career-high 154 tackles - the most by a Raider in a season since 2000 - and added five tackles for loss, three quarterback hits, three passes defensed, one forced fumble and two fumble recoveries.

TACKLE HISTORY

Perryman finished last season (2021) with a career-high 154 total tackles (102 solo), a mark that ranked sixth in the NFL in 2021.

--- 2021 TACKLE LEADERS---

Rank	Player	Team	Tackles
1.	Foye Oluokun	ATL	192
2.	Jordyn Brooks	SEA	183
3.	Bobby Wagner	SEA	170
4.	C.J. Mosely	NYJ	168
5.	Roquan Smith	CHI	163
6.	Denzel Perryman	LV	154

Perryman's 154 tackles were also the most by a Raider in a single season since 1994.

--- RAIDERS SINGLE-SEASON TACKLE LEADERS---
(SINCE 1994)

Rank	Player	Season	Tackles
1.	Denzel Perryman	2021	154
2.	Greg Biekert	1998	146
3.	Kirk Morrison	2008	137
4t.	Greg Biekert	1999	136
4t.	Greg Biekert	2000	134

DROPPING DIMES

Last season, **Perryman** racked up 10 games with 10+ tackles, the most of such games in the NFL in 2021.

10-TACKLE GAMES - 2021 SEASON

Rank	Player	Team	Games
1.	Foye Oluokun	ATL	12
2.	C.J. Mosely	NYJ	11
3t.	Denzel Perryman	LV	10
3t.	Jordyn Brooks	SEA	10
3t.	Bobby Wagner	SEA	10

BIG DAY IN SEATTLE

In the Week 12 victory over Seattle, **Perryman** led the team with nine tackles (four solo) and added two tackles for loss, one interception and one pass defensed.

Perryman is the first Raiders defender to record multiple tackles for loss and an interception in a single game since 2007 (Kirk Morrison, 9/9/07 vs. DET).

GAMES WITH 2+ TFLS & 1 INT - RAIDERS HISTORY
(SINCE 1999)

Player	Date	Tkls	TFLs	INTs
Denzel Perryman	11/27/22	9	2	1
Kirk Morrison	09/09/07	9	2	1
Kirk Morrison	20/29/06	9	2	1
Tim Johnson	01/02/05	9	2	1
Phillip Buchanon	12/14/03	4	2	1
Trace Armstrong	12/22/02	5	2	1
William Thomas	12/10/00	8	2	2



SAM WEBB

CB Sam Webb is in his first season in the NFL after being signed by the Raiders as an undrafted free agent...Webb played four years at Missouri Western State, appearing in 44 games...Totaled 109 career tackles (92 solo), seven INTs, 39 passes defended, three forced fumbles and three fumble recoveries...As a senior, played in 10 games and notched 30 tackles (28), six passes defended, two forced fumbles and one fumble recovery and was named second-team All-Mid-America Intercollegiate Athletic Association... As a junior, played in 12 games and finished with 29 tackles (24), three INTs, 15 passes defended, one forced fumble and one fumble recover earning first-team Don Hansen All-Super Region Three Team, first-team All-MIAA and D2CCA All-Region Second Team honor... As a sophomore, played in 12 games with 11 starts and was named All-MIAA Honorable Mention...Posted 34 tackles (25), one INT, nine passes defended and one fumble recovery... As a redshirt freshman, played in 10 games with eight starts and recorded 16 tackles (15) and ranked second on the team with three INTs while adding six passes defended.

PASSES DEFENSED

In Week 10, **CB Sam Webb** posted two passes defended, his first career game with multiple passes defended.

Webb is only the second Raiders undrafted rookie since 1999 to record multiple passes defended in a single game, and the first since 2000 (Josh Taves: 2 on 11/5/00).

MULTIPLE PDs IN A SINGLE GAME - UNDRAFTED ROOKIES

Rank	Player	Date	PDs
1t.	Sam Webb	11/13/22	2
1t.	Josh Taves	11/5/00	2

11
GAMES

18
TACKLES

2
PDs

1
FFs

UNDRAFTED ROOKIE

In Week 10, **CB Sam Webb** totaled eight tackles (six solo), two passes defended and one forced fumble.

His eight tackles were tied for the second most on the team and established a season high for **Webb**.

His eight total tackles are also the second most in a single game in franchise history by an undrafted rookie and the most since 2017 (Nicholas Morrow: 9 on 12/3/17).

SINGLE-GAME TACKLES - UNDRAFTED ROOKIES

Rank	Player	Date	Tackles
1.	Nicholas Morrow	12/3/17	9
2.	Sam Webb	11/13/22	8
3t.	Desmond Bryant	10/25/09	7
3t.	Nicholas Morrow	12/10/17	7
3t.	Nicholas Morrow	12/17/17	7
3t.	Sam Sword	11/28/99	7
3t.	K.D. Williams	9/12/99	7

He is also only the sixth undrafted rookie in the NFL since 1999 that recorded 5+ tackles, two passes defended and one forced fumble in a single game.

SINGLE GAMES WITH 5+ TKLs, 2+ PDs & 1+ FF - SINCE 1990 (UNDRAFTED ROOKIES)

Player	Date	Tkls	PDs	FF
Kato Serwanga	1/2/01	9	2	1
Uani Unga	9/24/15	9	2	1
Ryan Lewis	9/30/18	8	2	2
Sam Webb	11/13/22	8	2	1
Michael Jacquet	12/20/20	7	2	1
Nik Needham	11/17/19	6	2	1

RAIDERS IN THE PRO BOWL

The Raiders had four Pro Bowlers selected to play in this year's NFL all-star game at Allegiant Stadium in Las Vegas, Nev.

Defensive end **Maxx Crosby**, linebacker **Denzel Perryman**, wide receiver **Hunter Renfrow** and punter **AJ Cole** were all named 2022 Pro Bowlers, marking the first career selection for all four players.

Crosby, in his third season as a Raider and first as a team captain, recorded 56 tackles (36 solo), eight sacks and seven passes defended. His three multi-sack games last season were tied for second-most in the AFC and he registered at least seven sacks for the third consecutive season. According to Pro Football Focus, Crosby led the NFL with 100 quarterbacks pressures in the regular season.

Cole averaged a league and career-high 50.0 yards per punt. The third-year player also kicked the fourth-longest punt in the league last season (71 yards) and has placed the fifth-most punts inside the 20-yard line (28).

Perryman ranked sixth in the NFL with a career-high 154 tackles, the most by a Raider in a season since 2000. His 10 games with at least 10 tackles were tied for third-most in the league.

Renfrow was named to his first Pro Bowl after replacing Chargers WR Keenan Allen, who was unable to participate due to injury. He set career highs in catches (103), receiving yards (1,038) and touchdown receptions (nine) and joined Pro Football Hall of Famer Tim Brown (104 receptions in 1997) as the only wide receivers in franchise history with at least 100 receptions in a season.



2021 HONORS AND AWARDS

DE Maxx Crosby

Named AFC Defensive Player of the Week in Weeks 1 and 18.

His three career Defensive Player of the Week awards are tied with linebacker Khalil Mack, cornerback Terry McDaniel and linebacker William Thomas for the most-ever by a Raiders player.

He is the first Raider to earn the honor multiple times in a season since Mack (2016).

AFC DEFENSIVE PLAYER OF THE WEEK – DE MAXX CROSBY (Week 1)

Stat line: Recorded six tackles (four solo), including two for loss, and two sacks.

- **Registered two sacks**
- His two sacks were tied for second-most in the NFL in Week 1.
- His two sacks were tied for first in the AFC in Week 1.
- Became just the third Raiders player since 2000 to record at least two sacks in a season opener.
- **Recorded six total tackles**
- His six total tackles ranked tied for first in the NFL amongst defensive ends in Week 1.
- His six total tackles ranked first in the AFC amongst defensive ends in Week 1.
- **Recorded two tackles for loss**
- His two tackles for loss were tied for fourth-most in the NFL in Week 1.
- His two tackles for loss were tied for second-most in the AFC in Week 1.

AFC DEFENSIVE PLAYER OF THE WEEK – DE MAXX CROSBY (Week 18)

Stat line: Totaled six solo tackles, including three tackles for loss, two sacks, three passes defended and four quarterback hits...Was the only player in the NFL to record multiple sacks and passes defended in Week 18, and just the third player to do so in a single game this season.

- **Recorded two sacks**
- His two sacks ranked tied for first in the AFC and tied for second in the NFL in Week 18.
- Marked his third multi-sack game this season.
- **Recorded three tackles for loss**
- His three tackles for loss ranked tied for second-most in the AFC and tied for second-most in the NFL in Week 18.
- His three tackles for loss ranked marked a new career high and were the most by a defensive lineman in the NFL in Week 18.
- **Recorded three passes defended**
- His three passes defended ranked most in the AFC and most in the NFL by a defensive lineman in Week 18.
- His three passes defended ranked tied for second-most in the AFC and second-most in the NFL among all players in Week 18.
- Marked a new career high and were the most by a defensive lineman in a single game this season.
- **Recorded six solo tackles**
- His six solo tackles ranked tied for first in the AFC and first in the NFL amongst defensive lineman in Week 18.
- His six solo tackles are tied for a career high.
- **Recorded a career-high 11 quarterback pressures**

2021 HONORS AND AWARDS

K Daniel Carlson

Named AFC Special Teams Player of the Week in Weeks 2, 12, 17 and 18.

Became the first ever kicker to win four Player of the Week awards in one season.

His six career Player of the Week awards are the second-most by a Raiders kicker, trailing only Sebastian Janikowski (seven).

Was the only player in the league this season with two games of five made field goals.

AFC SPECIAL TEAMS PLAYER OF THE WEEK – K DANIEL CARLSON (Week 2)

Stat line: Was a perfect 4-for-4 on field goals and 2-of-2 on PATs, scoring 14 points. Converted on FG attempts of 33, 41, 45 and 46-yards.

- **Made four field goals**
- His four field goals made marked a new single-game career high.
- His four field goals made were tied for second-most in the NFL in Week 2.
- His four field goals made were tied for first in the AFC in Week 2.
- **Connected on three field goal attempts of 40-or-more yards**
- His three field goals made from 40-49 yards were the most such kicks made in the NFL in Week 2.
- **Scored 14 points**
- His 14 points scored marked a new single-game career high
- His 14 points scored ranked third-most in the NFL in Week 2.
- His 14 points scored ranked second-most in the AFC in Week 2.

AFC SPECIAL TEAMS PLAYER OF THE WEEK – K DANIEL CARLSON (Week 12)

Stat line: Was a perfect 5-for-5 on field goals and 3-of-3 on PATs, scoring 18 points. Connected on a 29-yard game-winning field goal in overtime.

- **Converted on five field goals (22, 29, 30, 46 and 56-yards)**
- His five field goals made marked a new single-game career high.
- His five field goals made were tied for most in the NFL in Week 12.
- **Scored 18 points**
- His 18 points scored marked a new single-game career high.
- His 18 points scored were tied for most in the NFL in Week 12.
- **Converted on a 56-yard field goal**
- His 56-yard field goal marked a new career-long.
- His 56-yard field goal was the longest field goal made in Week 12.

AFC SPECIAL TEAMS PLAYER OF THE WEEK – K DANIEL CARLSON (Week 17)

Stat line: Was a perfect 3-for-3 on field goals and 2-of-2 on PATs, scoring 11 points. Connected on a 33-yard game-winning last-second field goal.

- **Converted on three field goals (47, 44 and 33-yards)**
- His three field goals made ranked third-most in the AFC and tied for fifth-most in the NFL in Week 17.
- His three made field goals are tied third-most in single game in his career (12 times).
- **Made two field goals of 40-plus yards**
- His two field goals of 40-plus yards ranked tied for the most in the AFC and the NFL in Week 17.
- **Scored 11 points**
- His 11 points scored ranked third in the AFC and tied for seventh in the NFL in Week 17.
- His 11 points are tied for fourth-most in a single game in his career (four times).
- **Connected on a 33-yard game-winning field goal**
- Is 1-of-2 kickers in the NFL with four field goals in the fourth quarter and OT of wins when trailing by 1 or 2 points.
- Leads the NFL with four games where he converted on a field goal in fourth quarter and OT of wins when trailing by 1 or 2 points.

AFC SPECIAL TEAMS PLAYER OF THE WEEK – K DANIEL CARLSON (Week 18)

Stat line: Was a perfect 5-for-5 on field goals and 2-of-2 on PATs, scoring 17 points. Connected a 47-yard game-winning field goal in overtime.

- **Converted on five field goals (24, 31, 52, 40 and 47-yards)**
- His five field goals made ranked first in the NFL in Week 18.
- His five field goals tied a career high.
- Now holds the franchise record for field goals made in a single season (40).
- **Scored 17 points**
- His 17 points ranked first in the NFL in Week 18.
- His 17 points are the second-highest total of his career.
- Set the single season franchise record for most points scored (150), surpassing his own record of 144 points set in 2020.
- His 150 points are tied for most in the NFL this season.
- **Converted on a 52-yard field goal**
- His 52-yard field goal was the longest field goal made in the AFC in Week 18.
- **Connected on a 47-yard game-winning field goal in overtime**
- Leads the NFL with five games where he converted on a field goal in the fourth quarter and overtime of wins.
- Has made 15-of-16 field goals in final two minutes of regulation or overtime since joining the Raiders in 2018.



2021 HONORS AND AWARDS

QB Derek Carr

Named AFC Offensive Player of the Month for the month of September.

He recorded at least 375 passing yards and two touchdown passes in each game and is the fourth quarterback in NFL history with at least 1,200 passing yards through his team's first three games of a season.

This is the first Offensive Player of the Month award for Carr, who joins Rich Gannon (November, 2001) and Jay Schroeder (December, 1990) as the only Raiders quarterbacks to earn the honor.

AFC OFFENSIVE PLAYER OF THE MONTH - QB DEREK CARR

Stat line: Completed 88-of-136 passes for 1,203 yards (64.7 percent) with six touchdowns against two interceptions for a passer rating of 101.4.

- **Passed for 1,203 yards**
- His 1,203 passing yards ranked first in the NFL during the month of September.
- Became only the fourth player with at least 1,200 passing yards through his team's first three games of a season in NFL history, joining Ryan Fitzpatrick (2018), Kurt Warner (2000) and Tom Brady (2011).
- **Recorded at least 350 passing yards and two touchdowns in each of his team's first three games of the season.**
- Was the only quarterback in the NFL this season to pass for at least 300 yards in all three contests during the month of September.
- Became just the fifth quarterback since the merger to win the first three games of a season while passing for at least 300 yards and two TDs: Derek Carr (2021), Josh Allen (2020), Patrick Mahomes (2019), Peyton Manning (2013) and Steve Young (1998).
- **Completed 88 passes**
- His 88 passing completions were tied for first in the AFC during the month of September.
- His 88 passing completions were tied for second in the NFL during the month of September.
- **Recorded 8.85 yards per passing attempt**
- His 8.85 avg. yards per attempt ranked second in the AFC during the month of September.
- His 8.85 avg. yards per attempt ranked fifth in the NFL during the month of September.
- **Recorded a 101.4 passer rating**
- His 101.4 passer rating ranked fifth in the AFC during the month of September.
- **Recorded 52 first down completions**
- His 52 first down completions ranked tied for first in the AFC during the month of September.
- His 52 first down completions ranked tied for second in the NFL during the month of September.
- **Recorded 11 completions on passes 25-plus yards down field**
- His 11 completions on passes of 25-plus yards down field ranked first in the AFC during the month of September.
- His 11 completions on passes of 25-plus yards down field ranked second in the NFL during the month of September.



AP All-Pro

- **AJ Cole (first-team):** Recorded 64 punts for 3,202 yards (50.0 avg.)
- **Maxx Crosby (second-team):** Tallied 56 tackles, eight sacks and seven passes defended
- **Daniel Carlson (second-team):** Converted on 40-of-43 FGs (93.0 percent) and 30-of-33 PATs (90.9 percent) for 150 points

PFWA All-NFL

- **AJ Cole:** Recorded 64 punts for 3,202 yards (50.0 avg.)

PFWA All-Rookie

- **Tre'von Moehrig (safety):** Started all 17 games and recorded 52 tackles (33 solo) with one INT and six passes defended

PFF All-Rookie

- **Nate Hobbs (defensive back):** Played in 16 games with nine starts, totaling 71 tackles (50 solo), one sack, three passes defended and one forced fumble

CRAIG LONG AWARD

Maxx Crosby was named the recipient of the seventh annual Craig Long Award.

Chosen by a select group of local media and facilitated by the Las Vegas Raiders' Media Relations department, the Craig Long Award is presented annually to the player who best exemplifies professionalism and collaboration with the media at large.

Long, who passed away in 2007 at age 36, was a valuable member of the Raiders' Public Relations staff from 1997-2004. A native of Iowa, Long fulfilled his childhood dream of working in the front office for his favorite team.

<u>Year</u>	<u>Winner</u>
2014	DL Antonio Smith
2015	S Charles Woodson
2016	T Donald Penn
2017	RB Jalen Richard
2018	DE Frostee Rucker
2019	TE Darren Waller
2020	TE Darren Waller
2021	DE Maxx Crosby

COMMITMENT TO EXCELLENCE AWARD

Maxx Crosby was voted by his teammates to receive the Commitment to Excellence Award.

The Commitment to Excellence Award is presented annually to the Raider who best exemplifies hard work, leadership, and excellence on and off the field throughout the season. Here is a look at the winners of the award since 2014:

<u>Year</u>	<u>Winner</u>
2014	S Charles Woodson
2015	S Charles Woodson
2016	QB Derek Carr
2017	C Rodney Hudson
2018	C Rodney Hudson
2019	C Rodney Hudson
2020	C Rodney Hudson
2021	DE Maxx Crosby

ROSTERS



NO.	NAME	POS	HT	WT	DOB	EXP	COLLEGE	HOMETOWN	HOW ACQ
22	Abdullah, Ameer	RB	5-8	203	6/13/1993	8	Nebraska	Birmingham, Ala.	UFA -'22 (Car.)
17	Adams, Davante	WR	6-1	215	12/24/1992	9	Fresno State	East Palo Alto, Calif.	TR -'22 (GB)
64	Bars, Alex	G	6-5	334	8/9/1995	4	Notre Dame	Nashville, Tenn.	UFA -'22 (Chi.)
78	Barton, Jackson	T	6-7	302	8/8/1995	4	Utah	Park City, Utah	FA -'21
97	Billings, Andrew	DT	6-1	311	6/3/1995	6	Baylor	Waco, Texas	FA -'22
34	Bolden, Brandon	RB	5-11	220	1/26/1990	10	Mississippi	Baton Rouge, La.	UFA -'22 (NE)
36	Bolton, Curtis	LB	6-0	228	12/18/1995	2	Oklahoma	Honolulu, Hawaii	FA -'22
96	Bower, Tashawn	DE	6-5	250	2/18/1995	5	LSU	Somerville, NJ	UFA -'22 (Min.)
38	Brown, Brittain	RB	6-0	210	10/10/1997	R	UCLA	Canton, Ga.	D7b - '22
50	Brown, Jayon	LB	6-0	226	2/26/1995	6	UCLA	Long Beach, Calif.	UFA -'22 (Ten.)
58	Butler, Darien	LB	5-10	221	2/29/2000	R	Arizona State	Compton, Calif.	FA -'22
94	Butler, Matthew	DT	6-3	297	10/6/1999	R	Tennessee	Raleigh, N.C.	D5 - '22
2	Carlson, Daniel	K	6-5	215	1/23/1995	5	Auburn	Colorado Springs, Colo.	FA -'18
4	Carr, Derek	QB	6-3	215	3/28/1991	9	Fresno State	Bakersfield, Calif.	D2 - '14
6	Cole, AJ	P	6-4	220	11/27/1995	4	N.C. State	College Park, Ga.	FA -'19
84	Cole, Keelan	WR	6-1	194	4/20/1993	6	Kentucky Wesleyan	Louisville, Ky.	FA -'22
67	Cotton Sr., Lester	G	6-4	335	2/20/1996	2	Alabama	Tuscaloosa, Ala.	FA -'19
98	Crosby, Maxx	DE	6-5	255	8/22/1997	4	Eastern Michigan	Colleyville, Texas	D4a - '19
72	Eluemunor, Jermaine	G/T	6-4	335	12/13/1994	6	Texas A&M	London, England	FA -'21
41	Farley, Matthias	S	5-11	204	7/15/1992	7	Notre Dame	Charlotte, N.C.	FA -'22
92	Farrell Jr., Neil	DT	6-4	330	9/9/1998	R	LSU	Mobile, Ala.	D4b - '22
99	Ferrell, Clelin	DE	6-4	265	5/17/1997	4	Clemson	Richmond, Va.	D1a - '19
37	Hall, Tyler	CB	5-10	190	10/31/1998	3	Wyoming	Hawthorne, Calif.	FA -'22
30	Harmon, Duron	S	6-0	205	1/24/1991	10	Rutgers	Magnolia, Del.	UFA -'22 (Atl.)
10	Hollins, Mack	WR	6-4	221	9/16/1993	6	North Carolina	Rockville, Md.	UFA -'22 (Mia.)
88	Hollister, Jacob	TE	6-3	245	11/18/1993	6	Wyoming	Bend, Ore.	FA -'22
80	Horsted, Jesper	TE	6-3	241	2/27/1997	4	Princeton	St. Paul, Minn.	FA -'22
28	Jacobs, Josh	RB	5-10	220	2/11/1998	4	Alabama	Tulsa, Okla.	D1b - '19
68	James, Andre	C	6-4	300	2/5/1997	4	UCLA	Herriman, Utah	FA -'19
45	Johnson, Jakob	FB	6-3	255	12/15/1994	4	Tennessee	Stuttgart, Germany	UFA -'22 (NE)
55	Jones, Chandler	DE	6-5	266	2/27/1990	11	Syracuse	Endicott, N.Y.	UFA -'22 (Ari.)
31	Jones IV, Sidney	CB	6-0	186	5/21/1996	6	Washington	West Covina, Calif.	FA -'22
51	Koonce, Malcolm	DE	6-2	249	6/6/1998	2	Buffalo	Peekskill, N.Y.	D3a - '21
59	Masterson, Luke	LB	6-1	234	7/1/1998	R	Wake Foest	Naples, Fla.	FA -'22
74	Miller, Kolton	T	6-8	309	9/10/1995	5	UCLA	Roseville, Calif.	D1 - '18
25	Moehrig, Tre'veon	S	6-0	202	6/16/1999	2	TCU	Spring Branch, Texas	D2 - '21
87	Moreau, Foster	TE	6-4	250	6/5/1997	4	LSU	New Orleans, La.	D4c - '19
77	Munford, Thayer	T	6-5	328	9/18/1999	R	Ohio State	Cincinnati, Ohio	D7a - '22
91	Nichols, Bilal	DT	6-4	290	9/14/1996	5	Delaware	Newark, Del.	UFA -'22 (Chi.)
66	Parham, Dylan	G	6-2	311	8/24/1999	R	Memphis	Carrollton, Ga.	D3 - '22
52	Perryman, Denzel	LB	5-11	240	5/12/1992	7	Miami	Miami, Fla.	TR -'21 (Car.)
20	Pola-Mao, Isaiah	S	6-3	211	6/30/1999	R	USC	Phoenix, Ariz.	FA -'22
21	Robertson, Amik	CB	5-8	187	6/7/1998	3	Louisiana Tech	Thibodaux, La.	D4b - '20
47	Sieg, Trent	LS	6-3	240	5/19/1995	5	Colorado State	Eaton, Colo.	FA -'18
76	Simpson, John	G	6-4	324	8/19/1997	3	Clemson	North Charleston, S.C.	D4a - '20
3	Stidham, Jarrett	QB	6-2	218	8/8/1996	4	Auburn	Stephenville, Texas	TR -'22 (NE)
33	Teamer, Roderic	S	5-10	187	12/5/1997	3	Tulane	New Orleans, La.	FA -'21
90	Tillery, Jerry	DL	6-6	295	10/8/1996	4	Notre Dame	Shreveport, La.	D1 - '19
19	Turner, DJ	WR	5-9	206	1/18/1997	1	Pittsburgh	Glenarden, Md.	FA -'21
95	Vickers, Kendal	DT	6-2	290	5/23/1995	3	Tennessee	Havelock, N.C.	FA -'20
27	Webb, Sam	CB	6-0	202	5/19/1998	R	Missouri Western State	Excelsior Springs, Mo.	FA -'22
35	White, Zamir	RB	5-11	214	9/18/1999	R	Georgia	Laurinburg, N.C.	D4a - '22
26	Ya-Sin, Rock	CB	5-11	192	5/23/1996	4	Temple	Atlanta, GA	TR -'22 (Ind.)
Practice Squad (15)									
46	Brown, Ike	CB	6-0	185	4/25/1998	1	Florida International University	Tampa, Fla.	FA -'22
44	Cosby, Bryce	CB	5-9	188	3/22/1999	R	Ball State	Louisville, Ky.	FA -'22
40	Elliott, Jalen	S	6-0	206	7/7/1998	2	Notre Dame	Richmond, Va.	FA -'22
85	Fotheringham, Cole	TE	6-4	246	11/10/1997	R	Utah	San Clemente, Calif.	FA -'22
15	Garbers, Chase	QB	6-2	215	6/6/1999	R	California	Newport Beach, Calif.	FA -'22
65	Grasu, Hroniss	C	6-3	300	12/8/1991	7	Oregon	Los Angeles, Calif.	FA -'21
70	Gutierrez, Sebastian	T	6-6	295	7/6/1998	R	Minot State	Pasco, Wash.	FA -'22
14	Lacy, Chris	WR	6-3	206	1/28/1996	2	Oklahoma State	DeSoto, Texas	FA -'22
93	Peko, Kyle	DT	6-1	298	7/23/1993	4	Oregon State	La Habra, Calif.	UFA -'22 (Ten.)
54	Ragland, Reggie	LB	6-2	252	9/23/1993	6	Alabama	Madison, Ala.	FA -'22
23	Robey-Coleman, Nickell	CB	5-8	180	1/17/1992	9	Southern California	Frostproof, Fla.	FA -'22
18	Turner, Malik	WR	6-2	202	1/30/1996	5	Illinois		FA -'22
32	Walter, Austin	RB	5-8	190	8/17/1996	3	Rice	Crosby, TX	FA -'22
12	Wilson, Albert	WR	5-9	195	7/12/1992	8	Georgia State	Port St. Lucie, FL	FA -'22
89	Zuber, Isaiah	WR	6-0	190	4/15/1997	2	Mississippi	Decatur, Ga.	FA -'22
Injured Reserve (9)									
29	Averett, Anthony	CB	5-11	185	11/30/1994	5	Alabama	Woodbury, N.J.	UFA -'22 (Bal.)
5	Deablo, Divine	LB	6-3	226	8/17/1998	2	Virginia Tech	Winston-Salem, N.C.	D3b - '21
71	Herron, Justin	T	6-5	305	11/27/1995	3	Wake Forest	Silver Spring, Md.	T - '22 (NE)
94	Jenkins, Jordan	DE	6-3	260	7/1/1994	7	Georgia	Hamilton, Ga.	FA -'22
43	Kiser, Micah	LB	6-0	244	1/25/1995	5	Virginia	Baltimore, Md.	UFA -'22 (Den.)
36	McCormick, Sincere	RB	5-9	205	9/10/2000	R	Texas-San Antonio	Converse, Texas	FA -'22
75	Parker, Brandon	T	6-7	305	10/21/1995	5	North Carolina A&T	Kannapolis, N.C.	D3a - '18
13	Renfrow, Hunter	WR	5-10	185	12/21/1995	4	Clemson	Myrtle Beach, S.C.	D5 - '19
83	Waller, Darren	TE	6-6	238	9/13/1992	6	Georgia Tech	Acworth, Ga.	FA -'18

NO.	NAME	POS	HT	WT	DOB	EXP	COLLEGE	HOMETOWN	HOW ACQ
2	Carlson, Daniel	K	6-5	215	1/23/1995	5	Auburn	Colorado Springs, Colo.	FA-'18
3	Stidham, Jarrett	QB	6-2	218	8/8/1996	4	Auburn	Stephenville, Texas	TR-'22 (NE)
4	Carr, Derek	QB	6-3	215	3/28/1991	9	Fresno State	Bakersfield, Calif.	D2-'14
6	Cole, AJ	P	6-4	220	11/27/1995	4	N.C. State	College Park, Ga.	FA-'19
10	Hollins, Mack	WR	6-4	221	9/16/1993	6	North Carolina	Rockville, Md.	UFA-'22 (Mia.)
17	Adams, Davante	WR	6-1	215	12/24/1992	9	Fresno State	East Palo Alto, Calif.	TR-'22 (GB)
19	Turner, DJ	WR	5-9	206	1/18/1997	1	Pittsburgh	Glenarden, Md.	FA-'21
20	Pola-Mao, Isaiah	S	6-3	211	6/30/1999	R	USC	Phoenix, Ariz.	FA-'22
21	Robertson, Amik	CB	5-8	187	6/7/1998	3	Louisiana Tech	Thibodaux, La.	D4b-'20
22	Abdullah, Ameer	RB	5-8	203	6/13/1993	8	Nebraska	Birmingham, Ala.	UFA-'22 (Car.)
25	Moehrig, Tre'von	S	6-0	202	6/16/1999	2	TCU	Spring Branch, Texas	D2-'21
26	Ya-Sin, Rock	CB	5-11	192	5/23/1996	4	Temple	Atlanta, GA	TR-'22 (Ind.)
27	Webb, Sam	CB	6-0	202	5/19/1998	R	Missouri Western State	Excelsior Springs, Mo.	FA-'22
28	Jacobs, Josh	RB	5-10	220	2/11/1998	4	Alabama	Tulsa, Okla.	D1b-'19
30	Harmon, Duron	S	6-0	205	1/24/1991	10	Rutgers	Magnolia, Del.	UFA-'22 (Atl.)
31	Jones IV, Sidney	CB	6-0	186	5/21/1996	6	Washington	West Covina, Calif.	FA-'22
33	Teamer, Roderic	S	5-10	187	12/5/1997	3	Tulane	New Orleans, La.	FA-'21
34	Bolden, Brandon	RB	5-11	220	1/26/1990	10	Mississippi	Baton Rouge, La.	UFA-'22 (NE)
35	White, Zamir	RB	5-11	214	9/18/1999	R	Georgia	Laurinburg, N.C.	D4a-'22
36	Bolton, Curtis	LB	6-0	228	12/18/1995	2	Oklahoma	Honolulu, Hawaii	FA-'22
37	Hall, Tyler	CB	5-10	190	10/31/1998	3	Wyoming	Hawthorne, Calif.	FA-'22
38	Brown, Brittain	RB	6-0	210	10/10/1997	R	UCLA	Canton, Ga.	D7b-'22
41	Farley, Matthias	S	5-11	204	7/15/1992	7	Notre Dame	Charlotte, N.C.	FA-'22
45	Johnson, Jakob	FB	6-3	255	12/15/1994	4	Tennessee	Stuttgart, Germany	UFA-'22 (NE)
47	Sieg, Trent	LS	6-3	240	5/19/1995	5	Colorado State	Eaton, Colo.	FA-'18
50	Brown, Jayon	LB	6-0	226	2/26/1995	6	UCLA	Long Beach, Calif.	UFA-'22 (Ten.)
51	Koonce, Malcolm	DE	6-2	249	6/6/1998	2	Buffalo	Peekskill, N.Y.	D3a-'21
52	Perryman, Denzel	LB	5-11	240	5/12/1992	7	Miami	Miami, Fla.	TR-'21 (Car.)
55	Jones, Chandler	DE	6-5	266	2/27/1990	11	Syracuse	Endicott, N.Y.	UFA-'22 (Ari.)
58	Butler, Darien	LB	5-10	221	2/29/2000	R	Arizona State	Compton, Calif.	FA-'22
59	Masterson, Luke	LB	6-1	234	7/1/1998	R	Wake Foest	Naples, Fla.	FA-'22
64	Bars, Alex	G	6-5	334	8/9/1995	4	Notre Dame	Nashville, Tenn.	UFA-'22 (Chi.)
66	Parham, Dylan	G	6-2	311	8/24/1999	R	Memphis	Carrollton, Ga.	D3-'22
67	Cotton Sr., Lester	G	6-4	335	2/20/1996	2	Alabama	Tuscaloosa, Ala.	FA-'19
68	James, Andre	C	6-4	300	2/5/1997	4	UCLA	Herriman, Utah	FA-'19
72	Eluemunor, Jermaine	G/T	6-4	335	12/13/1994	6	Texas A&M	London, England	FA-'21
74	Miller, Kolton	T	6-8	309	9/10/1995	5	UCLA	Roseville, Calif.	D1-'18
76	Simpson, John	G	6-4	324	8/19/1997	3	Clemson	North Charleston, S.C.	D4a-'20
77	Munford, Thayer	T	6-5	328	9/18/1999	R	Ohio State	Cincinnati, Ohio	D7a-'22
78	Barton, Jackson	T	6-7	302	8/8/1995	4	Utah	Park City, Utah	FA-'21
80	Horsted, Jesper	TE	6-3	241	2/27/1997	4	Princeton	St. Paul, Minn.	FA-'22
84	Cole, Keelan	WR	6-1	194	4/20/1993	6	Kentucky Wesleyan	Louisville, Ky.	FA-'22
87	Moreau, Foster	TE	6-4	250	6/5/1997	4	LSU	New Orleans, La.	D4c-'19
88	Hollister, Jacob	TE	6-3	245	11/18/1993	6	Wyoming	Bend, Ore.	FA-'22
90	Tillery, Jerry	DL	6-6	295	10/8/1996	4	Notre Dame	Shreveport, La.	D1-'19
91	Nichols, Bilal	DT	6-4	290	9/14/1996	5	Delaware	Newark, Del.	UFA-'22 (Chi.)
92	Farrell Jr., Neil	DT	6-4	330	9/9/1998	R	LSU	Mobile, Ala.	D4b-'22
94	Butler, Matthew	DT	6-3	297	10/6/1999	R	Tennessee	Raleigh, N.C.	D5-'22
95	Vickers, Kendal	DT	6-2	290	5/23/1995	3	Tennessee	Havelock, N.C.	FA-'20
96	Bower, Tashawn	DE	6-5	250	2/18/1995	5	LSU	Somerville, NJ	UFA-'22 (Min.)
97	Billings, Andrew	DT	6-1	311	6/3/1995	6	Baylor	Waco, Texas	FA-'22
98	Crosby, Maxx	DE	6-5	255	8/22/1997	4	Eastern Michigan	Colleyville, Texas	D4a-'19
99	Ferrell, Clelin	DE	6-4	265	5/17/1997	4	Clemson	Richmond, Va.	D1a-'19
Practice Squad (15)									
12	Wilson, Albert	WR	5-9	195	7/12/1992	8	Georgia State	Port St. Lucie, FL	FA-'22
14	Lacy, Chris	WR	6-3	206	1/28/1996	2	Oklahoma State	DeSoto, Texas	FA-'22
15	Garbers, Chase	QB	6-2	215	6/6/1999	R	California	Newport Beach, Calif.	FA-'22
18	Turner, Malik	WR	6-2	202	1/30/1996	5	Illinois		FA-'22
23	Robey-Coleman, Nickell	CB	5-8	180	1/17/1992	9	Southern California	Frostproof, Fla.	FA-'22
32	Walter, Austin	RB	5-8	190	8/17/1996	3	Rice	Crosby, TX	FA-'22
40	Elliott, Jalen	S	6-0	206	7/7/1998	2	Notre Dame	Richmond, Va.	FA-'22
44	Cosby, Bryce	CB	5-9	188	3/22/1999	R	Ball State	Louisville, Ky.	FA-'22
46	Brown, Ike	CB	6-0	185	4/25/1998	1	Florida International University	Tampa, Fla.	FA-'22
54	Ragland, Reggie	LB	6-2	252	9/23/1993	6	Alabama	Madison, Ala.	FA-'22
65	Grasu, Hroniss	C	6-3	300	12/8/1991	7	Oregon	Los Angeles, Calif.	FA-'21
70	Gutierrez, Sebastian	T	6-6	295	7/6/1998	R	Minot State	Pasco, Wash.	FA-'22
85	Fotheringham, Cole	TE	6-4	246	11/10/1997	R	Utah	San Clemente, Calif.	FA-'22
89	Zuber, Isaiah	WR	6-0	190	4/15/1997	2	Mississippi	Decatur, Ga.	FA-'22
93	Peko, Kyle	DT	6-1	298	7/23/1993	4	Oregon State	La Habra, Calif.	UFA-'22 (Ten.)
Injured Reserve (9)									
5	Deablo, Divine	LB	6-3	226	8/17/1998	2	Virginia Tech	Winston-Salem, N.C.	D3b-'21
13	Renfrow, Hunter	WR	5-10	185	12/21/1995	4	Clemson	Myrtle Beach, S.C.	D5-'19
29	Averett, Anthony	CB	5-11	185	11/30/1994	5	Alabama	Woodbury, N.J.	UFA-'22 (Bal.)
36	McCormick, Sincere	RB	5-9	205	9/10/2000	R	Texas-San Antonio	Converse, Texas	FA-'22
43	Kiser, Micah	LB	6-0	244	1/25/1995	5	Virginia	Baltimore, Md.	UFA-'22 (Den.)
71	Herron, Justin	T	6-5	305	11/27/1995	3	Wake Forest	Silver Spring, Md.	T-'22 (NE)
75	Parker, Brandon	T	6-7	305	10/21/1995	5	North Carolina A&T	Kannapolis, N.C.	D3a-'18
83	Waller, Darren	TE	6-6	238	9/13/1992	6	Georgia Tech	Acworth, Ga.	FA-'18
94	Jenkins, Jordan	DE	6-3	260	7/1/1994	7	Georgia	Hamilton, Ga.	FA-'22

(As of November 29, 2022)

OFFENSE

WR	17 Davante Adams	84 Keelan Cole		
LT	74 Kolton Miller	78 Jackson Barton		
LG	<u>66 Dylan Parham</u>	76 John Simpson		
C	68 Andre James			
RG	64 Alex Bars	67 Lester Cotton Sr.		
RT	72 Jermaine Eluemunor	<u>77 Thayer Munford</u>		
TE	87 Foster Moreau	80 Jesper Horsted	88 Jacob Hollister	
WR	10 Mack Hollins	19 DJ Turner		
QB	4 Derek Carr	3 Jarrett Stidham		
RB	28 Josh Jacobs	34 Brandon Bolden	22 Ameer Abdullah	<u>35 Zamir White</u> <u>38 Brittain Brown</u>
FB	45 Jakob Johnson			

DEFENSE

DE	55 Chandler Jones	99 Clelin Ferrell	51 Malcolm Koonce
DT	97 Andrew Billings	<u>92 Neil Farrell Jr.</u>	90 Jerry Tillery
DT	91 Bilal Nichols	95 Kendal Vickers	<u>94 Matthew Butler</u>
DE	98 Maxx Crosby	96 Tashawn Bower	
OLB	<u>59 Luke Masterson</u>	36 Curtis Bolton	
MLB	52 Denzel Perryman	<u>58 Darien Butler</u>	
OLB	50 Jayon Brown		
CB	<u>27 Sam Webb</u>	37 Tyler Hall	31 Sidney Jones IV
CB	26 Rock Ya-Sin	21 Amik Robertson	
FS	25 Tre'von Moehrig	41 Matthias Farley	<u>20 Isaiah Pola-Mao</u>
SS	30 Duron Harmon	33 Roderic Teamer	

SPECIALISTS

P	6 AJ Cole	
K	2 Daniel Carlson	
H	6 AJ Cole	
LS	47 Trent Sieg	
KR	22 Ameer Abdullah	19 DJ Turner
PR	19 DJ Turner	84 Keelan Cole

PRONUNCIATION GUIDE

Ameer Abdullah	uh-meer ab-dool-uh	Jakob Johnson	YAH-kob
Tashawn Bower	tuh-SHAWN	Tre'von Moehrig	TRAY-von MAIR-ig
Brittain Brown	BRIH-tuhn	Foster Moreau	MORE-oh
Jermaine Eluemunor	eh-LOO-muh-nor	Dylan Parham	PAR-um
Matthias Farley	mah-THY-iss	Amik Robertson	uh-MEEK
Neil Farrell Jr.	Fair-ull	Trent Sieg	SIG
Clelin Ferrell	CLEE-lin FURL	Rock Ya-Sin	ya-SEEN

NO.	NAME	POS.	HT.	WT.	AGE	EXP.	COLLEGE	HOMETOWN	HOW ACQ.
QUARTERBACKS (3)									
3	Stidham, Jarrett	QB	6-2	218	26	4	Auburn	Stephenville, Texas	TR-'22 (NE)
4	Carr, Derek	QB	6-3	215	31	9	Fresno State	Bakersfield, Calif.	D2-'14
15	Garbers, Chase (PS)	QB	6-2	215	23	R	California	Newport Beach, Calif.	FA-'22
RUNNING BACKS (8)									
22	Abdullah, Ameer	RB	5-8	203	29	8	Nebraska	Birmingham, Ala.	UFA-'22 (Car.)
28	Jacobs, Josh	RB	5-10	220	24	4	Alabama	Tulsa, Okla.	D1b-'19
32	Walter, Austin (PS)	RB	5-8	190	26	3	Rice	Crosby, TX	FA-'22
34	Bolden, Brandon	RB	5-11	220	32	10	Mississippi	Baton Rouge, La.	UFA-'22 (NE)
35	White, Zamir	RB	5-11	214	23	R	Georgia	Laurinburg, N.C.	D4a-'22
36	McCormick, Sincere (IR)	RB	5-9	205	22	R	Texas-San Antonio	Converse, Texas	FA-'22
38	Brown, Brittain	RB	6-0	210	25	R	UCLA	Canton, Ga.	D7b-'22
45	Johnson, Jakob	FB	6-3	255	27	4	Tennessee	Stuttgart, Germany	UFA-'22 (NE)
WIDE RECEIVERS (10)									
10	Hollins, Mack	WR	6-4	221	29	6	North Carolina	Rockville, Md.	UFA-'22 (Mia.)
12	Wilson, Albert (PS)	WR	5-9	195	30	8	Georgia State	Port St. Lucie, FL	FA-'22
13	Renfrow, Hunter (IR)	WR	5-10	185	26	4	Clemson	Myrtle Beach, S.C.	D5-'19
14	Lacy, Chris (PS)	WR	6-3	206	26	2	Oklahoma State	DeSoto, Texas	FA-'22
16	Stoner, Dillon (PSIR)	WR	6-0	194	24	2	Oklahoma State	Tulsa, Okla.	FA-'21
17	Adams, Davante	WR	6-1	215	29	9	Fresno State	East Palo Alto, Calif.	TR-'22 (GB)
18	Turner, Malik (PS)	WR	6-2	202	26	5	Illinois		FA-'22
19	Turner, DJ	WR	5-9	206	25	1	Pittsburgh	Glenarden, Md.	FA-'21
84	Cole, Keelan	WR	6-1	194	29	6	Kentucky Wesleyan	Louisville, Ky.	FA-'22
89	Zuber, Isaiah (PS)	WR	6-0	190	25	2	Mississippi	Decatur, Ga.	FA-'22
TIGHT ENDS (5)									
80	Horsted, Jesper	TE	6-3	241	25	4	Princeton	St. Paul, Minn.	FA-'22
83	Waller, Darren (IR)	TE	6-6	238	30	6	Georgia Tech	Acworth, Ga.	FA-'18
85	Fotheringham, Cole (PS)	TE	6-4	246	25	R	Utah	San Clemente, Calif.	FA-'22
87	Moreau, Foster	TE	6-4	250	25	4	LSU	New Orleans, La.	D4c-'19
88	Hollister, Jacob	TE	6-3	245	29	6	Wyoming	Bend, Ore.	FA-'22
OFFENSIVE LINE (14)									
64	Bars, Alex	G	6-5	334	27	4	Notre Dame	Nashville, Tenn.	UFA-'22 (Chi.)
65	Grasu, Hroniss (PS)	C	6-3	300	30	7	Oregon	Los Angeles, Calif.	FA-'21
66	Parham, Dylan	G	6-2	311	23	R	Memphis	Carrollton, Ga.	D3-'22
67	Cotton Sr., Lester	G	6-4	335	26	2	Alabama	Tuscaloosa, Ala.	FA-'19
68	James, Andre	C	6-4	300	25	4	UCLA	Herriman, Utah	FA-'19
70	Gutierrez, Sebastian (PS)	T	6-6	295	24	R	Minot State	Pasco, Wash.	FA-'22
71	Herron, Justin (IR)	T	6-5	305	27	3	Wake Forest	Silver Spring, Md.	T-'22 (NE)
72	Eluemunor, Jermaine	G/T	6-4	335	27	6	Texas A&M	London, England	FA-'21
73	Gurman, Vitaliy (PSIR)	OL	6-3	305	24	R	Toledo	Rochester, N.Y.	FA-'22
74	Miller, Kolton	T	6-8	309	27	5	UCLA	Roseville, Calif.	D1-'18
75	Parker, Brandon (IR)	T	6-7	305	27	5	North Carolina A&T	Kannapolis, N.C.	D3a-'18
76	Simpson, John	G	6-4	324	25	3	Clemson	North Charleston, S.C.	D4a-'20
77	Munford, Thayer	T	6-5	328	23	R	Ohio State	Cincinnati, Ohio	D7a-'22
78	Barton, Jackson	T	6-7	302	27	4	Utah	Park City, Utah	FA-'21
LINEBACKERS (9)									
5	Deablo, Divine (IR)	LB	6-3	226	24	2	Virginia Tech	Winston-Salem, N.C.	D3b-'21
36	Bolton, Curtis	LB	6-0	228	26	2	Oklahoma	Honolulu, Hawaii	FA-'22
43	Kiser, Micah (IR)	LB	6-0	244	27	5	Virginia	Baltimore, Md.	UFA-'22 (Den.)
50	Brown, Jayon	LB	6-0	226	27	6	UCLA	Long Beach, Calif.	UFA-'22 (Ten.)
52	Perryman, Denzel	LB	5-11	240	30	7	Miami	Miami, Fla.	TR-'21 (Car.)
54	Martinez, Blake (RET)	LB	6-2	237	28	7	Stanford	Tucson, Ariz.	FA-'22
54	Ragland, Reggie (PS)	LB	6-2	252	29	6	Alabama	Madison, Ala.	FA-'22
58	Butler, Darien	LB	5-10	221	22	R	Arizona State	Compton, Calif.	FA-'22
59	Masterson, Luke	LB	6-1	234	24	R	Wake Foest	Naples, Fla.	FA-'22
DEFENSIVE BACKS (16)									
20	Pola-Mao, Isaiah	S	6-3	211	23	R	USC	Phoenix, Ariz.	FA-'22
21	Robertson, Amik	CB	5-8	187	24	3	Louisiana Tech	Thibodaux, La.	D4b-'20
23	Robey-Coleman, Nickell (PS)	CB	5-8	180	30	9	Southern California	Frostproof, Fla.	FA-'22
25	Moehrig, Tre'von	S	6-0	202	23	2	TCU	Spring Branch, Texas	D2-'21
26	Ya-Sin, Rock	CB	5-11	192	26	4	Temple	Atlanta, GA	TR-'22 (Ind.)
27	Webb, Sam	CB	6-0	202	24	R	Missouri Western State	Excelsior Springs, Mo.	FA-'22
29	Averett, Anthony (IR)	CB	5-11	185	27	5	Alabama	Woodbury, N.J.	UFA-'22 (Bal.)
30	Harmon, Duron	S	6-0	205	31	10	Rutgers	Magnolia, Del.	UFA-'22 (Atl.)
31	Jones IV, Sidney	CB	6-0	186	26	6	Washington	West Covina, Calif.	FA-'22
33	Teamer, Roderic	S	5-10	187	24	3	Tulane	New Orleans, La.	FA-'21
37	Hall, Tyler	CB	5-10	190	24	3	Wyoming	Hawthorne, Calif.	FA-'22
39	Hobbs, Nate (IRD)	CB	6-1	196	23	2	Illinois	Louisville, Ky.	D5-'21
40	Elliott, Jalen (PS)	S	6-0	206	24	2	Notre Dame	Richmond, Va.	FA-'22
41	Farley, Matthias	S	5-11	204	30	7	Notre Dame	Charlotte, N.C.	FA-'22
44	Cosby, Bryce (PS)	CB	5-9	188	23	R	Ball State	Louisville, Ky.	FA-'22
46	Brown, Ike (PS)	CB	6-0	185	24	1	Florida International University	Tampa, Fla.	FA-'22
DEFENSIVE LINE (14)									
51	Koonce, Malcolm	DE	6-2	249	24	2	Buffalo	Peekskill, N.Y.	D3a-'21
55	Jones, Chandler	DE	6-5	266	32	11	Syracuse	Endicott, N.Y.	UFA-'22 (Ari.)
69	Tagovailoa-Amosa, Myron (PSIR)	DE	6-2	270	23	R	Notre Dame	Ewa Beach, HI	FA-'22
90	Tillery, Jerry	DL	6-6	295	26	4	Notre Dame	Shreveport, La.	D1-'19
91	Nichols, Bilal	DT	6-4	290	26	5	Delaware	Newark, Del.	UFA-'22 (Chi.)
92	Farrell Jr., Neil	DT	6-4	330	24	R	LSU	Mobile, Ala.	D4b-'22
93	Peko, Kyle (PS)	DT	6-1	298	29	4	Oregon State	La Habra, Calif.	UFA-'22 (Ten.)
94	Butler, Matthew	DT	6-3	297	23	R	Tennessee	Raleigh, N.C.	D5-'22
94	Jenkins, Jordan (IR)	DE	6-3	260	28	7	Georgia	Hamilton, Ga.	FA-'22
95	Vickers, Kendal	DT	6-2	290	27	3	Tennessee	Havelock, N.C.	FA-'20
96	Bower, Tashawn	DE	6-5	250	27	5	LSU	Somerville, N.J.	UFA-'22 (Min.)
97	Billings, Andrew	DT	6-1	311	27	6	Baylor	Waco, Texas	FA-'22
98	Crosby, Maxx	DE	6-5	255	25	4	Eastern Michigan	Colleyville, Texas	D4a-'19
99	Ferrell, Clelin	DE	6-4	265	25	4	Clemson	Richmond, Va.	D1a-'19
SPECIALISTS (3)									
2	Carlson, Daniel	K	6-5	215	27	5	Auburn	Colorado Springs, Colo.	FA-'18
6	Cole, AJ	P	6-4	220	27	4	N.C. State	College Park, Ga.	FA-'19
47	Sieg, Trent	LS	6-3	240	27	5	Colorado State	Eaton, Colo.	FA-'18

YEAR	DRAFTEES (16)	FREE AGENTS (24)	COLLEGE FREE AGENTS (8)	TRADES/WAIVERS (4)
2014	QB Derek Carr (2)			
2018	T Kolton Miller (1)	K Daniel Carlson (FA-'18) LS Trent Sieg (FA-'18)		
2019	DE Clelin Ferrell (1a) RB Josh Jacobs (1b) DE Maxx Crosby (4a) TE Foster Moreau (4c)		P AJ Cole (FA-'19) G Lester Cotton Sr. (FA-'19) C Andre James (FA-'19)	
2020	G John Simpson (4a) CB Amik Robertson (4b)	DT Kendal Vickers (FA-'20)		
2021	S Tre'von Moehrig (2) DE Malcolm Koonce (3a)	T Jackson Barton (FA-'21) G/T Jermaine Eluemunor (FA-'21) S Roderic Teamer (FA-'21)	WR DJ Turner (FA-'21)	LB Denzel Perryman (TR -'21 Car.)
2022	G Dylan Parham (3) RB Zamir White (4a) DT Neil Farrell Jr. (4b) DT Matthew Butler (5) T Thayer Munford (7a) RB Brittain Brown (7b)	RB Ameer Abdullah (UFA -'22 Car.) G Alex Bars (UFA -'22 Chi.) DT Andrew Billings (FA-'22) RB Brandon Bolden (UFA -'22 NE) LB Curtis Bolton (FA '22) DE Tashawn Bower (UFA - '22 Min.) LB Jayon Brown (UFA - '22 Ten.) WR Keelan Cole (FA - '22) S Matthias Farley (FA - '22) CB Tyler Hall (FA-'22) S Duron Harmon (UFA - '22 Atl.) WR Mack Hollins (UFA -'22 Mia.) TE Jacob Hollister (FA-'22) TE Jesper Horsted (FA - '22) FB Jakob Johnson (UFA-'22 NE) DE Chandler Jones (UFA-'22 Ari.) CB Sidney Jones IV (FA-'22) DT Bilal Nichols (UFA-'22 Chi.)	LB Darien Butler (FA - '22) LB Luke Masterson (FA - '22) S Isaiah Pola-Mao (FA - '22) CB Sam Webb (FA - '22)	WR Davante Adams (TR -'22 GB) QB Jarrett Stidham (TR -'22 NE) CB Rock Ya-Sin (TR -'22 Ind.)

ROSTER/GAME-BY-GAME STARTERS & INACTIVES

2022 REGULAR SEASON

OFFENSE

DATE	OPPONENT	WR	LT	LG	C	RG	RT	TE	QB	RB	FB
9/11	at L.A. Chargers	Mack Hollins/ Hunter Renfrow/ Davante Adams	Kolton Miller	John Simpson	Andre James	Dylan Parham	Jermaine Eluemunor	Darren Waller	Derek Carr	Josh Jacobs	--
9/18	Arizona	Davante Adams	Kolton Miller	John Simpson	Dylan Parham	Lester Cotton Sr.	Jermaine Eluemunor	Foster Moreau/ Darren Waller	Derek Carr	Josh Jacobs	Jakob Johnson
9/25	at Tennessee	Mack Hollins/ Davante Adams	Kolton Miller	Alex Bars	Dylan Parham	Jermaine Eluemunor	Thayer Munford	Foster Moreau/ Darren Waller	Derek Carr	Josh Jacobs	--
10/2	Denver	Keelan Cole/ Mack Hollins/ Davante Adams	Kolton Miller	Alex Bars	Andre James	Dylan Parham	Jermaine Eluemunor	Darren Waller	Derek Carr	Josh Jacobs	--
10/10	at Kansas City	Mack Hollins/ Davante Adams	Kolton Miller	Dylan Parham	Andre James	Alex Bars	Jermaine Eluemunor	Thayer Munford	Derek Carr	Josh Jacobs	Jakob Johnson
10/23	Houston	Mack Hollins/ Davante Adams	Kolton Miller	Dylan Parham	Andre James	Alex Bars	Jermaine Eluemunor	Foster Moreau	Derek Carr	Josh Jacobs	Jakob Johnson
10/30	at New Orleans	Mack Hollins/ Davante Adams	Kolton Miller	Dylan Parham	Andre James	Alex Bars	Jermaine Eluemunor	Foster Moreau	Derek Carr	Josh Jacobs	Jakob Johnson
11/6	at Jacksonville	Mack Hollins/ Davante Adams	Kolton Miller	Dylan Parham	Andre James	Alex Bars	Jermaine Eluemunor	Foster Moreau	Derek Carr	Josh Jacobs	Jakob Johnson
11/13	Indianapolis	Keelan Cole/ Mack Hollins/ Davante Adams	Kolton Miller	Dylan Parham	Andre James	Alex Bars	Jermaine Eluemunor	Foster Moreau	Derek Carr	Josh Jacobs	--
11/20	at Denver	Mack Hollins/ Davante Adams	Jermaine Eluemunor	Dylan Parham	Andre James	Alex Bars	Thayer Munford	Foster Moreau	Derek Carr	Josh Jacobs	Jakob Johnson
11/27	at Seattle	Keelan Cole/ Mack Hollins/ Davante Adams	Kolton Miller	Dylan Parham	Andre James	Alex Bars	Jermaine Eluemunor	Foster Moreau	Derek Carr	Josh Jacobs	--
12/4	L.A. Chargers	--	--	--	--	--	--	--	--	--	--
12/8	at L.A. Rams	--	--	--	--	--	--	--	--	--	--
12/18	New England	--	--	--	--	--	--	--	--	--	--
12/24	at Pittsburgh	--	--	--	--	--	--	--	--	--	--
1/1	San Francisco	--	--	--	--	--	--	--	--	--	--
1/8	Kansas City	--	--	--	--	--	--	--	--	--	--

2022 REGULAR SEASON

DEFENSE

DATE	OPPONENT	DE	DT	DE	LB	LB	CB	CB	CB	S	S
9/11	at L.A. Chargers	Maxx Crosby	Andrew Billings/ Bilal Nichols	Chandler Jones	Divine Deablo	Denzel Perryman	Rock Ya-Sin	Anthony Averett	Nate Hobbs	Johnathan Abram	Tre'von Moehrig
9/18	Arizona	Maxx Crosby	Andrew Billings/ Bilal Nichols	Chandler Jones	Divine Deablo	Jayon Brown	Rock Ya-Sin	Amik Robertson	Nate Hobbs	Johnathan Abram	Duron Harmon
9/25	at Tennessee	Maxx Crosby	Andrew Billings/ Bilal Nichols	Chandler Jones	Divine Deablo	Jayon Brown	Rock Ya-Sin	Nate Hobbs	Roderic Teamer	Johnathan Abram	Duron Harmon
10/2	Denver	Maxx Crosby	Andrew Billings/ Bilal Nichols/ Johnathan Hankins	Chandler Jones	Divine Deablo	Denzel Perryman	Amik Robertson	Nate Hobbs	--	Johnathan Abram	Duron Harmon
10/10	at Kansas City	Maxx Crosby	Andrew Billings/ Bilal Nichols	Chandler Jones	Divine Deablo	Denzel Perryman	Amik Robertson	Nate Hobbs	Tre'von Moehrig	Johnathan Abram	Duron Harmon
10/23	Houston	Maxx Crosby	Andrew Billings/ Bilal Nichols	Chandler Jones	Divine Deablo/ Blake Martinez	Denzel Perryman	Rock Ya-Sin	Anthony Averett	--	Johnathan Abram	Duron Harmon
10/30	at New Orleans	Maxx Crosby	Andrew Billings/ Bilal Nichols	Chandler Jones	Divine Deablo/ Blake Martinez	Denzel Perryman	Rock Ya-Sin	Anthony Averett	--	Tre'von Moehrig	Duron Harmon
11/6	at Jacksonville	Maxx Crosby	Andrew Billings/ Bilal Nichols	Chandler Jones	Divine Deablo	Denzel Perryman	Amik Robertson	Anthony Averett	Rock Ya-Sin	Tre'von Moehrig	Duron Harmon
11/13	Indianapolis	Maxx Crosby	Andrew Billings/ Bilal Nichols	Chandler Jones	Luke Masterson	Jayon Brown	Rock Ya-Sin	Anthony Averett	Sidney Jones IV	Tre'von Moehrig	Duron Harmon
11/20	at Denver	Maxx Crosby	Andrew Billings/ Bilal Nichols	Chandler Jones	Luke Masterson	Jayon Brown	Rock Ya-Sin	Sam Webb	Roderic Teamer	Tre'von Moehrig	Duron Harmon
11/27	at Seattle	Maxx Crosby	Andrew Billings/ Bilal Nichols	Chandler Jones	Jayon Brown	Denzel Perryman	Sam Webb	Anthony Averett	Tyler Hall	Tre'von Moehrig	Duron Harmon
12/4	L.A. Chargers	--	--	--	--	--	--	--	--	--	--
12/8	at L.A. Rams	--	--	--	--	--	--	--	--	--	--
12/18	New England	--	--	--	--	--	--	--	--	--	--
12/24	at Pittsburgh	--	--	--	--	--	--	--	--	--	--
1/1	San Francisco	--	--	--	--	--	--	--	--	--	--
1/8	Kansas City	--	--	--	--	--	--	--	--	--	--

Rookies underlined.

2022 REGULAR SEASON INACTIVES

DATE	OPPONENT	1	2	3	4	5	6	7
09/11	at L.A. Chargers	Tashawn Bower	<u>Brittain Brown</u>	<u>Darien Butler</u>	<u>Matthew Butler</u>	<u>Neil Farrell Jr.</u>	<u>Isaiah Pola-Mao</u>	--
09/18	Arizona	Brandon Bolden	<u>Brittain Brown</u>	<u>Matthew Butler</u>	<u>Neil Farrell Jr.</u>	Andre James	Tre'von Moehrig	Denzel Perryman
09/25	at Tennessee	Jackson Barton	<u>Brittain Brown</u>	<u>Neil Farrell Jr.</u>	Andre James	Tre'von Moehrig	Denzel Perryman	Hunter Renfrow
10/02	Denver	Tashawn Bower	<u>Brittain Brown</u>	<u>Neil Farrell Jr.</u>	Foster Moreau	Hunter Renfrow	John Simpson	Rock Ya-Sin
10/10	at Kansas City	Tashawn Bower	<u>Brittain Brown</u>	Jayon Brown	<u>Matthew Butler</u>	Johnathan Hankins	Foster Moreau	--
10/23	Houston	Tashawn Bower	<u>Brittain Brown</u>	Jayon Brown	<u>Matthew Butler</u>	Keelan Cole	Darren Waller	--
10/30	at New Orleans	Jackson Barton	Tashawn Bower	<u>Brittain Brown</u>	Jayon Brown	<u>Matthew Butler</u>	Darren Waller	--
11/06	at Jacksonville	Jackson Barton	Tashawn Bower	<u>Brittain Brown</u>	Jayon Brown	Kendal Vickers	Darren Waller	--
11/13	Indianapolis	Jackson Barton	<u>Matthew Butler</u>	<u>Neil Farrell Jr.</u>	Clelin Ferrell	Denzel Perryman	--	--
11/20	at Denver	<u>Matthew Butler</u>	Jacob Hollister	Sidney Jones IV	Kolton Miller	Kendal Vickers	<u>Zamir White</u>	--
11/27	at Seattle	Jackson Barton	<u>Brittain Brown</u>	<u>Matthew Butler</u>	<u>Neil Farrell Jr.</u>	Jacob Hollister	Sidney Jones IV	Kendal Vickers
12/04	L.A. Chargers	--	--	--	--	--	--	--
12/08	at L.A. Rams	--	--	--	--	--	--	--
12/18	New England	--	--	--	--	--	--	--
12/24	at Pittsburgh	--	--	--	--	--	--	--
01/01	San Francisco	--	--	--	--	--	--	--
01/08	Kansas City	--	--	--	--	--	--	--

Underline denotes rookie

ROSTER/TRANSACTIONS

DATE	POS.	PLAYER	TRANSACTION	POS.	PLAYER	TRANSACTION
11/29	CB	Tyler Hall	Signed to active roster from PS	CB	Anthony Averett	Placed on Reserve/Injured List
11/28	CB	Tyler Hall	Reverted to PS	DT	Kyle Peko	Reverted to PS
11/26	CB	Tyler Hall	Activated from PS	DT	Kyle Peko	Activated from PS
11/21	CB	Tyler Hall	Reverted to PS			
11/19	CB	Tyler Hall	Activated from PS			
11/14	DT	Kyle Peko	Reverted to PS	DL	Jerry Tillery	Claimed via waivers
11/12	DT	Kyle Peko	Activated from PS			
11/11	TE	Jacob Hollister	Signed to active roster from Vikings' PS	TE	Darren Waller	Placed on Reserve/Injured List
11/10	LB	Curtis Bolton	Signed to active roster from PS	LB	Blake Martinez	Placed on Reserve/Retired List
	WR	Hunter Renfrow	Placed on Reserve/Injured List			
	LB	Reggie Ragland	Signed to PS			
11/9	S	Jalen Elliott	Signed to PS	S	Isaiah Pola-Mao	Signed to active roster from PS
11/8	S	Johnathan Abram	Waived			
11/7	CB	Nickell Robey	Reverted to PS	LB	Divine Deablo	Placed on Reserve/Injured list
	CB	Sidney Jones	Signed as FA			
11/5	CB	Nickell Robey	Activated from PS			
11/3	DE	Myron Tagovailoa-Amosa	Placed on Practice Squad Reserve/Injured list	WR	Malik Turner	Signed to PS
10/31	CB	Nickell Robey	Reverted to PS			
10/29	CB	Nickell Robey	Activated from PS			
10/26	CB	Tevaughn Campbell	Terminated from PS	DT	Kyle Peko	Signed to PS
	T	Jackson Barton	Signed to active roster from PS	CB	Bryce Cosby	Signed to PS
10/25	DT	Johnathan Hankins	Traded to Dallas Cowboys along with 2024 seventh-round pick in exchange for 2023 sixth-round pick	CB	Javelin Guidry	Released from PS
	T	Sebastian Gutierrez	Signed to PS			
10/24	WR	Albert Wilson	Signed to PS	CB	Javelin Guidry	Reverted to PS
10/22	CB	Anthony Averett	Activated from the Reserve/Injured list	WR	DJ Turner	Activated from the Reserve/Injured list
	CB	Javelin Guidry	Activated from PS	WR	Albert Wilson	Released
	WR	Tyron Johnson	Released from PS			
10/19	CB	Anthony Averett	Returned to practice from Reserve/Injured List	WR	DJ Turner	Returned to practice from Reserve/Injured List
10/17	CB	Tevaughn Campbell	Signed to PS	CB	Bryce Cosby	Released from PS
	CB	Nate Hobbs	Placed on Reserve/Injured List			
10/11	LB	Curtis Bolton	Reverted to PS	CB	Javelin Guidry	Reverted to PS
	WR	Albert Wilson	Signed to active roster from PS	WR	Tyron Johnson	Signed to PS
	DB	Tyler Hall	Signed to PS	DB	Darren Evans	Released from PS
10/10	LB	Curtis Bolton	Activated from PS	CB	Javelin Guidry	Activated from PS
10/7	LB	Blake Martinez	Signed to active roster from PS	WR	Albert Wilson	Signed to PS
	T	Justin Herron	Placed on Reserve/Injured list	WR	Tyron Johnson	Waived
10/4	T	Jackson Barton	Signed to PS	LB	Blake Martinez	Signed to PS
	CB	Javelin Guidry	Reverted to PS	CB	Nickell Robey	Reverted to PS
	C	Billy Price	Signed to Cardinals active roster from Raiders PS			
10/1	CB	Javelin Guidry	Activated from PS	S	Isaiah Pola-Mao	Signed to PS
	G	Alex Bars	Signed to active roster from PS	T	Jackson Barton	Waived
	CB	Nickell Robey	Activated from PS			
9/29	S	Matthias Farley	Signed to active roster from PS	S	Isaiah Pola-Mao	Waived
9/27	DB	Darren Evans	Signed to PS	DB	J.R. Reed	Released from PS
9/26	S	Matthias Farley	Reverted to PS	G	Alex Bars	Reverted to PS
9/24	G	Alex Bars	Activated from PS	S	Matthias Farley	Activated from PS
9/23	CB	Javelin Guidry	Signed to PS	G	Jordan Meredith	Released from PS
9/21	CB	Javelin Guidry	Waived	T	Justin Herron	Acquired via trade from New England (along with a 2024 seventh-round pick) in exchange for a 2024 sixth-round pick
						Reverted to PS
9/19	G	Alex Bars	Reverted to PS	G	Alex Bars	Activated from PS
9/17	S	Matthias Farley	Activated from PS	WR	Chris Lacy	Signed to PS
9/15	WR	Dillon Stoner	Placed on Practice Squad Reserve/Injured list	WR	Keelan Cole Sr.	Signed to active roster from PS
9/14	WR	DJ Turner	Placed on Reserve/Injured list	CB	Nickell Robey	Signed to PS
	C	Billy Price	Signed to PS			
9/13	DT	Kyle Peko	Released from PS	CB	Javelin Guidry	Claimed via Waivers from Arizona Cardinals
9/12	CB	Anthony Averett	Placed on Reserve/Injured list			
	S	Matthias Farley	Reverted to PS			
9/10	S	Matthias Farley	Activated from PS			
9/6	WR	Keelan Cole Sr.	Signed to PS	OL	Vitaliy Gurman	Placed on the Practice Squad Injured Reserve list
	LB	Zach VanValkenburg	Released from PS	G	Alex Bars	Signed to PS
9/5	DT	Kyle Peko	Signed to PS	DT	Tyler Lancaster	Released from Reserve/Injured list
9/2	LB	Tae Davis	Released from Reserve/Injured list	TE	Jacob Hollister	Released from Reserve/Injured list
9/1	OL	Vitaliy Gurman	Signed to PS	DB	J.R. Reed	Signed to PS
	T	Bamidele Olaseni	Released from PS			
8/31	LB	Curtis Bolton	Signed to PS	CB	Ike Brown	Signed to PS
	CB	Bryce Cosby	Signed to PS	S	Matthias Farley	Signed to PS
	TE	Cole Fotheringham	Signed to PS	WR	Chase Garbers	Signed to PS
	OL	Hroniss Grasu	Signed to PS	G	Jordan Meredith	Signed to PS
	T	Bamidele Olaseni	Signed to PS	WR	Dillon Stoner	Signed to PS
	DE	Myron Tagovailoa-Amosa	Signed to PS	DE	Zach VanValkenburg	Signed to PS
	RB	Austin Walter	Signed to PS	WR	Isaiah Zuber	Signed to PS
	LB	Kyle Fackrell	Released from the Reserve/Injured List			
8/30	G	Alex Bars	Waived	LB	Curtis Bolton	Waived
	CB	Ike Brown	Waived	S	Qwynnterio Cole	Waived
	CB	Bryce Cosby	Waived	TE	Cole Fotheringham	Waived
	QB	Chase Garbers	Waived	G/T	Alex Leatherwood	Waived
	G	Jordan Meredith	Waived	T	Bamidele Olaseni	Waived
	WR	Dillon Stoner	Waived	DE	Myron Tagovailoa-Amosa	Waived
	DE	Zach VanValkenburg	Waived	RB	Austin Walter	Waived
	WR	Isaiah Zuber	Waived	WR	Keelan Cole Sr.	Released
	S	Matthias Farley	Released	OL	Hroniss Grasu	Released
	CB	Darius Phillips	Released	DT	Kyle Peko	Released
	TE	Jacob Hollister	Placed on Reserve/Injured List	CB	Trayvon Mullen Jr.	Traded to Arizona in exchange for a 2023 conditional draft pick
						Waived
8/28	WR	Justin Hall	Waived	TE	Nick Bowers	Waived
	DT	Tyler Lancaster	Placed on Reserve/Injured List	T	Brandon Parker	Placed on Reserve/Injured List
	LB	Tae Davis	Placed on Reserve/Injured List			
8/23	RB	Kenyan Drake	Released			
	WR	Chris Lacy	Waived	CB	Chris Jones	Released
8/22	LB	Tae Davis	Signed as FA	CB	Cre'von LeBlanc	Waived/Injured
				QB	Nick Mullens	Traded to the Minnesota Vikings in exchange for a conditional 2024 seventh-round draft pick
8/21	DE	Jordan Jenkins	Placed on Reserve/Injured list			
8/18	DE	Jordan Jenkins	Signed as FA	LB	Kenny Young	Released
8/17	S	Tyree Gillespie	Traded to the Tennessee Titans in exchange for a conditional 2023 seventh-round draft pick	DT	Johnathan Hankins	Passed Physical
				DT	Bilal Nichols	Passed Physical
	CB	Trayvon Mullen Jr.	Passed Physical			
	WR	Dillon Stoner	Passed Physical			
8/16	CB	Nate Brooks	Waived	DE	Gerri Green	Waived
	T	Tyrone Wheatley Jr.	Waived	DT	Vernon Butler	Released
	WR	Demarcus Robinson	Released			

8/12	CB	Nate Brooks	Signed as FA	CB	Cre'von LeBlanc	Placed on Reserve/Injured list
8/10	WR	Chris Lacy	Signed as FA	WR	Jordan Veasy	Released
8/1	LB	Curtis Bolton	Signed as FA			
7/29	LB	Kyler Fackrell	Placed on Reserve/Injured List	RB	Austin Walter	Signed as FA
7/27	DT	Vernon Butler	Returned to practice from the Non-Football Injury list.			
7/25	G	Jordan Meredith	Re-signed	DT	Vernon Butler	Placed on Non-Football Injury List
7/21	S	Matthias Farley	Signed as FA			
	WR	Dillon Stoner	Placed on Active/PUP List	G	Jordan Meredith	Waived
7/20	S	Dallin Leavitt	Released	DT	Bilal Nichols	Placed on Active/PUP List
	CB	Ike Brown	Signed as FA	WR	Isaiah Zuber	Placed on Active/PUP List
7/19	DT	Johnathan Hankins	Placed on Active/PUP List			
	CB	Trayvon Mullen Jr.	Placed on Active/PUP List			
7/7	CB	Stanford Samuels	Waived			
6/13	CB	Chris Jones	Signed as FA			
6/10	WR	Hunter Renfrow	Signed to a multi-year contract extension			
6/8	TE	Travis Koontz	Waived			
6/7	TE	Jesper Horsted	Signed as FA			
5/25	DT	Tyler Lancaster	Signed as FA			
5/24	RB	Sincere McCormick	Placed on Reserve/Injured List	FB	Sutton Smith	Released
5/23	CB	Malkelm Morrison	Placed on Reserve/Retired List	CB	Stanford Samuels	Signed as FA
5/20	WR	Jordan Veasy	Signed as FA	C	Brett Heggie	Waived
5/16	TE	Travis Koontz	Signed as FA	QB	Jarrett Stidham	Acquired via trade with New England in exchange for a 2023 sixth-round draft pick. As part of trade terms, Las Vegas will also receive a 2023 seventh-round draft pick
	T	Tyrone Wheatley Jr.	Signed as FA			
5/13	WR	Bryan Edwards	Traded to Atlanta in exchange for a 2023 fifth-round pick. As part of the trade terms, Atlanta also receives a conditional 2023 seventh-round draft pick	S	Qwynnterio Cole	Signed as UDFA
				TE	Cole Fotheringham	Signed as UDFA
5/12	LB	Darien Butler	Signed as UDFA	WR	Justin Hall	Signed as UDFA
	CB	Bryce Cosby	Signed as UDFA	RB	Sincere McCormick	Signed as UDFA
	QB	Chase Garbers	Signed as UDFA	T	Bamidele Olaseni	Signed as UDFA
	LB	Luke Masterson	Signed as UDFA	DE	Myron Tagovailoa-Amosa	Signed as UDFA
	CB	Malkelm Morrison	Signed as UDFA	CB	Sam Webb	Signed as UDFA
	S	Isaiah Pola-Mao	Signed as UDFA	G	Dylan Parham	Signed as draft pick (D3 - '22)
	DE	Zach VanValkenburg	Signed as UDFA	RB	Brittain Brown	Signed as draft pick (D7b - '21)
	QB	Garrett Gilbert	Released	WR	Keelan Cole Sr.	Signed as FA
	DT	Matthew Butler	Signed as draft pick (D5 - '22)	LB	Justin March-Lillard	Released
	T	Thayer Munford	Signed as draft pick (D7a - '22)			
5/9	LB	Kenny Young	Signed as FA	TE	Nick Bowers	Signed as exclusive rights free agent
5/5	RB	Trey Ragas	Waived	OL	Kamaal Seymour	Waived/non-football injury
4/11	DE	Tashawn Bower	Signed as UFA (Min.)	QB	Nick Mullens	Signed as UFA (Cle.)
	S	Roderic Teamer	Signed as exclusive rights free agent	S	Jordan Brown	Waived
4/4	DT	Johnathan Hankins	Re-signed as UFA (LV)	T	William Sweet	Waived
3/25	G/T	Jermaine Elumunor	Re-signed as UFA (LV)	WR	Javon Wims	Released
	DL	P.J. Johnson	Waived	S	Duron Harmon	Signed as UFA (Atl.)
	DB	Natrell Jamerson	Released			
3/24	LB	Jayon Brown	Signed as UFA (Ten.)	WR	Demarcus Robinson	Signed as UFA (KC)
3/23	DT	Vernon Butler	Signed as UFA (Buf.)			
3/22	DT	Kyle Peko	Signed as UFA (Ten.)	OT	Brandon Parker	Re-signed as UFA
	TE	Jacob Hollister	Signed as UFA (Jac.)	QB	Garrett Gilbert	Signed as UFA (Was.)
3/21	LB	Kyler Fackrell	Signed as UFA (LAC)	RB	Ameer Abdullah	Signed as UFA (Car.)
	LB	Micah Kiser	Signed as UFA (Den.)			
3/18	WR	Davante Adams	Acquired via trade with Green Bay Packers in exchange for team's first- and second-round selections in the 2022 NFL Draft.	DT	Bilal Nichols	Signed as UFA (Chi.)
				DE	Chandler Jones	Signed as UFA (Ari.)
3/17	CB	Anthony Averett	Signed as UFA (Bal.)	OL	Alex Bars	Signed as UFA (Chi.)
	WR	Mack Hollins	Signed as UFA (Mia.)	CB	Rock Ya-Sin	Acquired via trade with Indianapolis Colts in exchange for DE Yannick Ngakoue
	CB	Darius Phillips	Signed as UFA (Cin.)			
	FB	Jakob Johnson	Signed as UFA (NE)	DE	Carl Nassib	Released
	RB	Brandon Bolden	Signed as UFA (NE)			
3/16	LB	Cory Littleton	Released	DT	Andrew Billings	Signed as FA
	LB	Nick Kwiatkoski	Released			
3/8	DB	Kavon Frazier	Released	WR	Javon Wims	Signed to Reserve/Future contract
2/28	OL	Jeremiah Poutasi	Waived			
2/22	G	Jordan Meredith	Signed as FA	G	Lester Cotton Sr.	Reverted to PS
2/17	CB	Cre'von LeBlanc	Signed as FA	WR	Dillon Stoner	Signed to Reserve/Future contract
1/19	T	William Sweet	Signed to Reserve/Future contract	DE	Gerri Green	Signed to Reserve/Future contract
1/18	DB	Natrell Jamerson	Signed to Reserve/Future contract	S	Jordan Brown	Signed to Reserve/Future contract
1/17	G	Lester Cotton Sr.	Signed to Reserve/Future contract	DB	Kavon Frazier	Signed to Reserve/Future contract
	DT	Damion Square	Reverted to PS	G	Jeremiah Poutasi	Signed to Reserve/Future contract
	LB	Justin March-Lillard	Signed to Reserve/Future contract	WR	DJ Turner	Signed to Reserve/Future contract
	DL	P.J. Johnson	Signed to Reserve/Future contract	DT	Damion Square	Activated from PS
	OL	Hroniss Grasu	Signed to Reserve/Future contract	LB	Marquel Lee	Activated from the Reserve/COVID-19 list
	RB	Trey Ragas	Signed to Reserve/Future contract	DT	Darius Philon	Placed on Reserve/Injured list
	C	Brett Heggie	Signed to Reserve/Future contract	LB	Nicholas Morrow	Placed on Reserve/Designated to Return List
1/14	G	Lester Cotton Sr.	Activated from PS	LB	Justin March-Lillard	Signed to PS
1/11	DL	Isaiah Buggs	Signed to PS	LB	Asmar Bilal	Released from PS
	DT	Kendal Vickers	Activated from the Reserve/COVID-19 list	G	Lester Cotton Sr.	Reverted to PS
	LB	Will Compton	Released	TE	Derek Carrier	Activated from Reserve/Injured list
	TE	Daniel Helm	Signed to PS	G	Lester Cotton Sr.	Activated from PS
	WR	Javon Wims	Released from PS			
1/10	DT	Damion Square	Reverted to PS	LB	Justin March-Lillard	Waived
1/8	WR	Tyron Johnson	Signed to active roster from PS	G	Jordan Simmons	Activated from Reserve/COVID-19 list
	TE	Daniel Helm	Released			
	DT	Damion Square	Activated from PS	OL	Hroniss Grasu	Reverted to PS
1/7	LB	Will Compton	Signed as FA	DT	Damion Square	Reverted to PS
1/6	LB	Marquel Lee	Placed on Reserve/COVID-19 List	LB	Patrick Onwuasor	Activated from Reserve/COVID-19 list
1/5	LB	Will Compton	Released	G	Jeremiah Poutasi	Restored to PS from Practice Squad/COVID-19 list
	DE	Carl Nassib	Activated from Reserve/COVID-19 list	OL	Brett Heggie	Released from PS
	TE	Darren Waller	Activated from Reserve/COVID-19 list	LB	Denzel Perryman	Activated from the Reserve/COVID-19 list
1/3	S	Jordan Brown	Reverted to PS	CB	Casey Hayward	Activated from the Reserve/COVID-19 list
	WR	Tyron Johnson	Reverted to PS	OL	Hroniss Grasu	Activated from PS
	LB	Will Compton	Activated from Reserve/COVID-19 list	DT	Damion Square	Activated from PS
	G	Lester Cotton Sr.	Restored to PS from Practice Squad/COVID-19 list			
	OL	Nico Falah	Released from PS			
1/1	LB	Cory Littleton	Activated from the Reserve/COVID-19 list			
	DT	Darius Philon	Activated from the Reserve/COVID-19 list			
	S	Jordan Brown	Activated from PS			
	WR	Tyron Johnson	Activated from PS			

STATS



TEAM STATS

LAS VEGAS RAIDERS / REGULAR SEASON WEEK 12 / THROUGH SUNDAY, NOVEMBER 27, 2022

WON 4, LOST 7				JOSH MCDANIELS (11 GAMES)	
09/11	L	19-24	at L.A. Chargers	70,240	
09/18	L	23-29 (OT)	Arizona	61,707	
09/25	L	22-24	at Tennessee	68,649	
10/02	W	32-23	Denver	62,332	
10/10	L	29-30	at Kansas City	73,523	
10/23	W	38-20	Houston	61,228	
10/30	L	0-24	at New Orleans	70,009	
11/06	L	20-27	at Jacksonville	62,758	
11/13	L	20-25	Indianapolis	62,197	
11/20	W	22-16 (OT)	at Denver	76,056	
11/27	W	40-34 (OT)	at Seattle	68,849	

2022 TEAM STATISTICS

	LV	OPP.							
FIRST DOWNS	224	232							
Rushing	81	82							
Passing	129	135							
Penalty	14	15							
Third Down-Made/Att	52/133	61/134							
Third Down Efficiency	39.1%	45.5%							
Fourth Down-Made/Att	11/19	5/12							
Fourth Down Efficiency	57.9%	41.7%							
TOTAL NET YARDS	3,999	4,077							
Avg. Per Game	363.5	370.6							
Total Plays	683	695							
Avg. Per Play	5.9	5.9							
NET YARDS RUSHING	1,351	1,294							
Avg. Per Game	122.8	117.6							
Total Rushes	262	302							
Avg. Per Rush	5.2	4.3							
NET YARDS PASSING	2,648	2,783							
Avg. Per Game	240.7	253.0							
Sacked/Yards Lost	23/158	16/131							
Gross Yards	2,806	2,914							
Attempts/Completions	398/251	377/270							
Pct. of Completion	63.1%	71.6%							
Had Intercepted	7	4							
PUNTS/AVERAGE	36/50.6	35/49.1							
Net Punting Average	44.7	44.1							
PUNT RETURN/AVG.	21/5.5	18/11.8							
KICKOFF RETURN/AVG.	21/21.5	17/21.0							
INTERCEPTION RETURN/AVG.	4/29.3	7/12.1							
PENALTIES/YARDS	76/617	59/499							
FUMBLES/BALL LOST	11/2	9/4							
TOUCHDOWNS	29	33							
Rushing	9	13							
Passing	18	19							
Returns	2	1							
EXTRA POINTS/ATTEMPTS	22/23	26/27							
TWO POINT CONVERSION/ATT.	0/4	2/5							
FIELD GOALS/ATTEMPTS	23/25	16/23							
AVG. TIME OF POSSESSION	29:58	30:02							
SCORE BY PERIODS	Q1	Q2	Q3	Q4	OT	PTS			
TEAM	40	100	39	74	12	265			
OPPONENTS	48	99	65	58	6	276			
SCORING	TD	RU	PA	RT	K-PAT	FG	2PT	S	PTS
D. Carlson	0	0	0	0	22/23	23/25	0	0	91
D. Adams	10	0	10	0	0/0	0/0	0	0	60
J. Jacobs	9	9	0	0	0/0	0/0	0	0	54
M. Hollins	3	0	3	0	0/0	0/0	0	0	18
F. Moreau	2	0	2	0	0/0	0/0	0	0	12
A. Abdullah	1	0	1	0	0/0	0/0	0	0	6
B. Bolden	1	0	1	0	0/0	0/0	0	0	6
D. Harmon	1	0	0	1	0/0	0/0	0	0	6
A. Robertson	1	0	0	1	0/0	0/0	0	0	6
D. Waller	1	0	1	0	0/0	0/0	0	0	6
TEAM	29	9	18	2	22/23	23/25	0	0	265
OPPONENTS	33	13	19	1	26/27	16/23	2	0	276

2-Pt Conv: J. Jacobs 0, TM 0-4, OPP 2-5

D. Carlson: (23G, 55G) (32G, 55G, 25G) (21G, 32G, 35G) (26G, 39G, 22G, 30G) (53G, 50G, 47G) (50G) (-) (38G, 38G) (-) (46WR, 52G, 57G, 25G) (36G, 25G, 56WR)
 OPP: (43G, 49WL) (48G) (28G) (41WR, 59G) (39WR, 55G, 35G) (37G, 38WR) (44G, 41RU, 48G) (48G, 48G, 48RU) (48G, 25B, 52G, 48G) (24G, 34G)

SACKS: M. Crosby 10.5, D. Perryman 1.0, T. Hall 1.0, A. Billings 1.0, N. Hobbs 1.0, B. Nichols 0.5, C. Jones 0.5, C. Ferrell 0.5, TM 16.0, OPP 23.0 FUM/LOST: H. Renfrow 3/1, D. Carr 3/0, F. Moreau 1/1, D. Turner 1/0, K. Cole 1/0, J. Jacobs 1/0, D. Adams 1/0, TM 11/2, OPP 9/4

PASSING	ATT	CMP	YDS	CMP%	YDS/ATT	TD	TD%	INT	INT%	LONG	SACK	LOST	RATING
D. Carr	384	242	2,730	63.0	7.1	18	4.7	7	1.8	60	21	140	92.3
J. Stidham	13	8	72	61.5	5.5	0	0.0	0	0.0	18	1	8	76.4
M. Hollins	1	1	4	100.0	4.0	0	0.0	0	0.0	4	0	0	83.3
D. Adams	0	0	0	---	---	0	---	0	---	---	1	10	---
TEAM	398	251	2,806	63.1	7.1	18	4.5	7	1.8	60	23	158	91.8
OPPONENTS	377	270	2,914	71.6	7.7	19	5.0	4	1.1	55	16	131	106.3

RUSHING	NO.	YDS	AVG	LONG	TD
J. Jacobs	216	1,159	5.4	86t	9
D. Carr	17	77	4.5	20	0
Z. White	10	47	4.7	22	0
B. Bolden	8	34	4.3	12	0
D. Turner	3	20	6.7	18	0
A. Abdullah	3	16	5.3	7	0
M. Hollins	1	0	0.0	0	0
D. Adams	3	-1	-0.3	4	0
M. Farley	1	-3	-3.0	-3	0
TEAM	262	1,349	5.1	86t	9
OPPONENTS	302	1,294	4.3	66t	13

RECEIVING	TAR	NO.	YDS	AVG	LONG	TD
D. Adams	123	71	999	14.1	58t	10
M. Hollins	64	40	531	13.3	60	3
J. Jacobs	48	40	325	8.1	43	0
F. Moreau	41	24	284	11.8	33	2
H. Renfrow	29	21	192	9.1	27	0
D. Waller	24	16	175	10.9	31	1
A. Abdullah	23	18	143	7.9	23	1
K. Cole	15	6	75	12.5	21	0
B. Bolden	9	9	57	6.3	18t	1
J. Horsted	4	3	19	6.3	9	0
J. Johnson	4	3	6	2.0	5	0
TEAM	384	251	2,806	11.2	60	18
OPPONENTS	365	270	2,914	10.8	55	19

INTERCEPTIONS	NO.	YDS	AVG	LONG	TD
D. Harmon	2	86	43.0	73t	1
D. Perryman	1	24	24.0	24	0
A. Robertson	1	7	7.0	7	0
TEAM	4	117	29.3	73t	1
OPPONENTS	8	96	12.0	24	0
FUMBLES	FUM	LST	FF	REC	TD
H. Renfrow	3	1	0	1	0
F. Moreau	1	1	0	1	0
J. Jacobs	1	0	0	0	0
D. Turner	1	0	0	1	0
K. Cole	1	0	0	1	0
J. Simpson	0	0	0	1	0
D. Carr	3	0	0	1	0
K. Miller	0	0	0	1	0
D. Adams	1	0	0	0	0
TEAM	11	2	0	7	0
OPPONENTS	9	4	0	1	0

PUNTING	NO.	YDS	AVG	NET	TB	IN	LG	B
A. Cole	36	1,820	50.6	44.7	0	17	67	0
TEAM	36	1,820	50.6	44.7	0	17	67	0
OPPONENTS	35	1,718	49.1	44.1	3	13	70	0

PUNT RETURNS	RET	FC	YDS	AVG	LONG	TD
K. Cole	13	6	79	6.1	13	0
H. Renfrow	5	2	33	6.6	17	0
D. Turner	2	0	3	1.5	3	0
T. Johnson	1	0	0	0.0	0	0
TEAM	21	8	115	5.5	17	0
OPPONENTS	18	10	212	11.8	30	0

KICKOFF RETURNS	NO.	YDS	AVG	LONG	TD
A. Abdullah	16	342	21.4	33	0
D. Turner	4	78	19.5	22	0
B. Bolden	1	32	32.0	32	0
TEAM	21	452	21.5	33	0
OPPONENTS	17	357	21.0	52	0

FIELD GOALS	1-19	20-29	30-39	40-49	50+
D. Carlson	0/0	7/7	8/8	1/2	7/8
TEAM	0/0	7/7	8/8	1/2	7/8
OPPONENTS	0/0	2/3	3/5	8/12	3/3

DEFENSIVE/SPECIAL TEAMS STATS

2022 REGULAR SEASON LAS VEGAS RAIDERS DEFENSIVE STATS (THROUGH WEEK 12)

POS.	PLAYER	TKL.	AST.	COMB	TFL	SACKS/SK. YDS.	PR	FR	FF	INT./YDS.	PD
LB	D. Deablo	38	36	74	1	0.0/0.0	0	0	0	0/0	1
DE	M. Crosby	45	22	67	17	10.5/87.5	22	1	2	0/0	2
LB	D. Perryman	38	17	55	11	1.0/7.0	4	0	0	1/24	1
S	D. Harmon	36	15	51	0	0.0/0.0	0	0	1	2/86	5
S	J. Abram	35	13	48	0	0.0/0.0	2	0	0	0/0	1
CB	R. Ya-Sin	35	8	43	0	0.0/0.0	1	0	0	0/0	6
LB	J. Brown	25	14	39	0	0.0/0.0	1	1	0	0/0	1
CB	N. Hobbs	28	8	36	3	1.0/7.0	1	0	1	0/0	2
DT	A. Billings	14	20	34	2	1.0/8.0	3	0	0	0/0	0
S	T. Moehrig	21	8	29	0	0.0/0.0	0	0	0	0/0	3
DT	B. Nichols	9	17	26	2	0.5/4.5	9	0	0	0/0	0
DE	C. Jones	12	12	24	1	0.5/3.0	6	1	0	0/0	0
LB	B. Martinez	14	6	20	0	0.0/0.0	0	0	0	0/0	0
CB	A. Robertson	14	6	20	0	0.0/0.0	0	1	1	1/7	3
CB	S. Webb	14	4	18	0	0.0/0.0	0	0	1	0/0	2
S	R. Teamer	13	5	18	0	0.0/0.0	0	0	0	0/0	0
CB	A. Averett	12	1	13	0	0.0/0.0	0	0	0	0/0	1
DE	C. Ferrell	3	10	13	0	0.5/3.0	5	0	0	0/0	1
LB	L. Masterson	3	8	11	1	0.0/0.0	0	0	0	0/0	0
DT	K. Vickers	4	6	10	0	0.0/0.0	0	0	0	0/0	0
DT	J. Hankins	1	9	10	0	0.0/0.0	1	0	0	0/0	1
DT	N. Farrell Jr.	3	5	8	1	0.0/0.0	1	0	0	0/0	0
CB	T. Hall	4	1	5	1	1.0/11.0	1	0	0	0/0	0
DE	M. Koonce	3	1	4	0	0.0/0.0	0	0	0	0/0	0
S	I. Pola-Mao	3	1	4	0	0.0/0.0	0	0	0	0/0	0
LB	D. Butler	1	2	3	0	0.0/0.0	0	0	0	0/0	0
DT	M. Butler	1	2	3	0	0.0/0.0	0	0	0	0/0	0
DT	K. Peko	1	2	3	0	0.0/0.0	0	0	0	0/0	0
S	M. Farley	1	0	1	0	0.0/0.0	0	0	0	0/0	0
DL	J. Tillery	1	0	1	0	0.0/0.0	0	0	0	0/0	0
DE	T. Bower	0	1	1	0	0.0/0.0	0	0	0	0/0	0
CB	S. Jones IV	0	1	1	0	0.0/0.0	0	0	0	0/0	0
TOTALS		432	261	693	40	16.0/131.0	57	4	6	4/117	30

2022 REGULAR SEASON RAIDERS SPECIAL TEAMS STATS

POS.	PLAYER	TKL.	AST.	COMB.
S	Farley, Matthias	2	6	8
RB	Abdullah, Ameer	3	4	7
LB	Butler, Darien	2	4	6
LB	Masterson, Luke	2	4	6
TE	Horsted, Jesper	4	0	4
CB	Webb, Sam	2	1	3
RB	Bolden, Brandon	1	2	3
S	Teamer, Roderic	1	2	3
LB	Bolton, Curtis	2	0	2
WR	Hollins, Mack	1	1	2
FB	Johnson, Jakob	1	1	2
WR	Turner, DJ	1	1	2
LS	Sieg, Trent	1	0	1
DE	Ferrell, Clelin	0	1	1
TOTALS		23	27	50

DEFENSIVE SCORES

- INT (1)** (3:39) (No Huddle, Shotgun) D.Mills pass short middle intended for B.Jordan INTERCEPTED by D.Harmon at LV 27. D.Harmon for 73 yards. **vs. HOU (10/23/22)**
- FR (1)** (3:31) M.Gordon right guard to LV 34 for 7 yards (M.Butler, D.Harmon). FUMBLES (D.Harmon), RECOVERED by LV-A.Robertson at LV 32. A.Robertson for 68 yards. **vs. DEN (10/02/22)**
- Safety (0)**

SPECIAL TEAMS BIG PLAYS

FR (0)

REGULAR SEASON DEFENSIVE AND SPECIAL TEAMS STATISTICS ARE BASED ON PRESS BOX STATISTICS.

2022 REGULAR SEASON RAIDERS GAME-BY-GAME OFFENSE

	09/11 @ LAC	09/18 ARI	09/25 @ TEN	10/02 DEN	10/10 @ KC	10/23 HOU	10/30 @ NO	11/06 @ JAX	11/13 IND	11/20 @ DEN	11/27 @ SEA	12/04 LAC	12/08 @ LAR	12/18 NE	12/24 @ PIT	01/01 SF	01/08 KC	Totals
SCORING																		
Points	19	23	22	32	29	38	0	20	20	22	40							265
Q1	3	7	3	3	7	3	0	7	0	0	7							40
Q2	0	13	7	16	13	7	0	13	7	7	17							100
Q3	10	3	3	3	0	7	0	0	7	3	3							39
Q4	6	0	9	10	9	21	0	0	6	6	7							74
OT	0	0	0	0	0	0	0	0	0	6	6							12
TD Rushing	0	0	0	2	1	3	0	0	1	0	2							9
TD Passing	2	2	2	0	2	1	0	2	2	2	3							18
TD KO Returns	0	0	0	0	0	0	0	0	0	0	0							0
TD Punt Returns	0	0	0	0	0	0	0	0	0	0	0							0
TD Sp. Teams	0	0	0	0	0	0	0	0	0	0	0							0
TD Def. Returns	0	0	0	1	0	1	0	0	0	0	0							2
FG Attempts	2	3	3	4	3	1	0	2	0	4	3							25
FG Made	2	3	3	4	3	1	0	2	0	3	2							23
Safety	0	0	0	0	0	0	0	0	0	0	0							0
2-Pt Attempts	1	0	1	0	1	0	0	0	1	0	0							4
2-Pt Made	0	0	0	0	0	0	0	0	0	0	0							0
Time of Possession	27:28	29:47	30:45	34:52	28:53	30:43	25:09	27:35	30:59	32:39	37:35							336:25
FIRST DOWNS																		
Total	18	20	24	25	18	25	13	16	18	20	27							224
Rushing	1	4	7	14	9	11	2	5	7	8	13							81
Passing	17	14	14	11	6	13	9	11	10	10	14							129
Penalty	0	2	3	0	3	1	2	0	1	2	0							14
THIRD DOWNS																		
Attempts	11	11	12	14	12	9	14	12	13	11	14							133
Converted	5	6	1	7	5	4	5	3	5	3	8							52
Percentage	45.5%	54.5%	8.3%	50.0%	41.7%	44.4%	35.7%	25.0%	38.5%	27.3%	57.1%							39.1%
FOURTH DOWNS																		
Attempts	2	0	3	0	2	1	3	3	3	0	2							19
Converted	1	0	3	0	1	1	2	1	1	0	1							11
Percentage	50.0%	0	100.0%	0	50.0%	100.0%	66.7%	33.3%	33.3%	0	50.0%							57.9%
TOT. OFFENSE																		
Net Yards	320	324	396	385	378	400	183	321	309	407	576							3,999
Plays	56	61	65	74	56	55	56	57	64	62	77							683
Avg./Play	5.7	5.3	6.1	5.2	6.8	7.3	3.3	5.6	4.8	6.6	7.5							5.9
RUSHING																		
Net Yards	64	80	96	212	155	164	38	73	77	109	283							1,351
Rush. Att.	13	21	19	38	24	27	13	19	24	24	40							262
Avg./Att.	4.9	3.8	5.1	5.6	6.5	6.1	2.9	3.8	3.2	4.5	7.1							5.2
PASSING																		
Net Yards	256	244	300	173	223	236	145	248	232	298	293							2,648
Attempts	37	39	45	34	30	27	39	36	38	37	36							398
Completions	22	25	27	21	19	21	23	21	24	23	25							251
Intercepted	3	0	1	0	0	0	1	0	0	0	2							7
Gross Yards	295	252	307	188	241	241	173	259	248	307	295							2,806
Sacked	6.0	1.0	1.0	2.0	2.0	1.0	4.0	2.0	2.0	1.0	1.0							23.0
Yards Lost	39	8	7	15	18	5	28	11	16	9	2							158
PENALTIES																		
Number	3	10	6	4	11	5	6	5	10	9	7							76
Yards	11	68	44	25	99	44	59	45	74	98	50							617
FUMBLES																		
Number	3	2	1	0	1	2	0	1	0	0	1							11
Lost	0	1	0	0	0	0	0	1	0	0	0							2
PUNTING																		
Yards	106	161	144	215	104	93	229	196	294	187	91							1,820
Punts	2	3	3	4	2	2	5	4	5	4	2							36
Net Avg.	53.0	46.7	41.0	37.3	48.5	46.0	42.8	45.0	53.4	40.0	40.0							44.7
Gross Avg.	53.0	53.7	48.0	53.8	52.0	46.5	45.8	49.0	58.8	46.8	45.5							50.6

2022 REGULAR SEASON RAIDERS GAME-BY-GAME DEFENSE

	09/11	09/18	09/25	10/02	10/10	10/23	10/30	11/06	11/13	11/20	11/27	12/04	12/08	12/18	12/24	01/01	01/08	Totals
	@		@		@		@	@		@	@		@		@			
	LAC	ARI	TEN	DEN	KC	HOU	NO	JAX	IND	DEN	SEA	LAC	LAR	NE	PIT	SF	KC	
SCORING																		
Points	24	29	24	23	30	20	24	27	25	16	34							276
Q1	3	0	7	7	0	0	7	0	7	7	10							48
Q2	14	0	17	9	10	10	10	10	6	3	10							99
Q3	7	7	0	0	14	10	7	7	6	0	7							65
Q4	0	16	0	7	6	0	0	10	6	6	7							58
OT	0	6	0	0	0	0	0	0	0	0	0							6
TD Rushing	0	2	2	1	0	0	1	2	2	1	2							13
TD Passing	3	1	1	2	4	2	2	1	1	0	2							19
TD KO Returns	0	0	0	0	0	0	0	0	0	0	0							0
TD Punt Returns	0	0	0	0	0	0	0	0	0	0	0							0
TD Sp. Teams	0	0	0	0	0	0	0	0	0	0	0							0
TD Def. Returns	0	1	0	0	0	0	0	0	0	0	0							1
FG Attempts	2	0	1	1	2	3	2	3	3	4	2							23
FG Made	1	0	1	1	1	2	1	2	2	3	2							16
Safety	0	0	0	0	0	0	0	0	0	0	0							0
2-Pt Attempts	0	2	0	0	1	0	0	0	2	0	0							5
2-Pt Made	0	2	0	0	0	0	0	0	0	0	0							2
Time of Possession	32:32	36:22	29:15	25:08	31:07	29:17	34:51	32:25	29:01	28:57	28:05							337:00
FIRST DOWNS																		
Total	18	28	19	12	29	21	22	22	20	19	22							232
Rushing	5	11	6	5	7	9	9	10	8	6	6							82
Passing	12	13	13	7	18	12	12	12	10	11	15							135
Penalty	1	4	0	0	4	0	1	0	2	2	1							15
THIRD DOWNS																		
Attempts	14	13	10	11	12	15	12	15	11	12	9							134
Converted	6	3	5	3	7	9	7	9	6	3	3							61
Percentage	42.9%	23.1%	50.0%	27.3%	58.3%	60.0%	58.3%	60.0%	54.5%	25.0%	33.3%							45.5%
FOURTH DOWNS																		
Attempts	1	5	1	2	0	2	1	0	0	0	0							12
Converted	0	3	0	1	0	1	0	0	0	0	0							5
Percentage	0.0%	60.0%	0.0%	50.0%	0	50.0%	0.0%	0	0	0	0							41.7%
TOT. OFFENSE																		
Net Yards	355	413	361	299	368	404	367	403	415	320	372							4,077
Plays	65	78	55	48	69	65	63	68	59	62	63							695
Avg./Play	5.5	5.3	6.6	6.2	5.3	6.2	5.8	5.9	7.0	5.2	5.9							5.9
RUSHING																		
Net Yards	76	143	109	85	103	108	136	168	207	94	65							1,294
Rush. Att.	31	28	27	20	23	23	32	37	30	28	23							302
Avg./Att.	2.5	5.1	4.0	4.3	4.5	4.7	4.3	4.5	6.9	3.4	2.8							4.3
PASSING																		
Net Yards	279	270	252	214	265	296	231	235	208	226	307							2,783
Attempts	34	49	27	25	43	41	31	31	28	31	37							377
Completions	26	31	19	17	29	28	23	25	21	24	27							270
Intercepted	0	1	1	0	0	1	0	0	0	0	1							4
Gross Yards	279	277	264	237	292	302	231	235	222	247	328							2,914
Sacked	0.0	1.0	1.0	3.0	3.0	1.0	0.0	0.0	1.0	3.0	3.0							16.0
Yards Lost	0	7	12	23	27	6	0	0	14	21	21							131
PENALTIES																		
Number	5	12	7	7	5	3	5	4	4	5	2							59
Yards	21	120	85	50	72	14	27	30	25	45	10							499
FUMBLES																		
Number	1	0	1	1	0	0	0	1	2	2	1							9
Lost	0	0	0	1	0	0	0	1	1	0	1							4
PUNTING																		
Yards	196	136	181	241	145	55	80	163	143	187	191							1,718
Punts	4	3	3	5	3	1	2	3	3	4	4							35
Net Avg.	48.0	38.7	49.3	42.8	47.3	55.0	38.5	44.7	42.0	39.8	45.0							44.1
Gross Avg.	49.0	45.3	60.3	48.2	48.3	55.0	40.0	54.3	47.7	46.8	47.8							49.1

RAIDERS REGULAR SEASON HIGHS (2021)

CATEGORY	OFFENSIVE		
	HIGH	DATE	OPPONENT
Points	40	11/27	at Seattle
Points in a Quarter	21	10/23	vs. Houston
Points in a Half	28	10/23	vs. Houston
Total Touchdowns	5	10/23	vs. Houston
Offensive Plays	77	11/27	at Seattle
Total Net Yards	576	11/27	at Seattle
Total First Downs	27	11/27	at Seattle
First Downs Rushing	14	10/2	vs. Denver
First Downs Passing	17	9/11	at L.A. Chargers
First Down Penalties	3	9/25	at Tennessee
Third Down Efficiency	57.1%	11/27	at Seattle
Average Yards Per Play	7.5	11/27	at Seattle
Total Net Yards Rushing	283	11/27	at Seattle
Rushing Attempts	40	11/27	at Seattle
Rushing Average Yards	7.1	11/27	at Seattle
Rushing Touchdowns	3	10/23	vs. Houston
Total Net Yards Passing	300	9/25	at Tennessee
Passing Attempts	45	9/25	at Tennessee
Passing Completions	27	9/25	at Tennessee
Passing Touchdowns	3	11/27	at Seattle
Yards Per Attempt	8.4	10/23	vs. Houston
Passes Thrown for Interception	3	9/11	at L.A. Chargers
Times Sacked	6	9/11	at L.A. Chargers
QB Sacks	6	9/11	at L.A. Chargers
Sack Yards Lost	39	9/11	at L.A. Chargers
Total Punts	5	10/30	at New Orleans
Total Punt Yards	294	11/13	vs. Indianapolis
Gross Punting Average	58.8	11/13	vs. Indianapolis
Net Punting Average	53.4	11/13	vs. Indianapolis
Punt Returns	4	11/20	at Denver
Punt Return Yards	29	11/6	at Jacksonville
Punt Return Average	13.0	9/25	at Tennessee
Kickoff Returns	4	10/23	vs. Houston
Kickoff Return Yards	86	11/13	vs. Indianapolis
Total Penalties	11	10/10	at Kansas City
Penalty Yards	99	10/10	at Kansas City
Total Fumbles	3	9/11	at L.A. Chargers
Fumbles Lost	1	9/18	vs. Arizona
Time of Possession	37:35	11/27	at Seattle
Turnovers	3	9/11	at L.A. Chargers

OPPONENT SEASON HIGHS

CATEGORY	DEFENSIVE			OPPONENT
	HIGH	DATE		
Points	34	11/27		at Seattle
Points in a Quarter	17	9/25		at Tennessee
Points in a Half	24	9/25		at Tennessee
Total Touchdowns	4	9/18		vs. Arizona
Offensive Plays	78	9/18		vs. Arizona
Total Net Yards	415	11/13		vs. Indianapolis
Total First Downs	29	10/10		at Kansas City
First Downs Rushing	11	9/18		vs. Arizona
First Downs Passing	18	10/10		at Kansas City
First Down Penalties	4	9/18		vs. Arizona
Third Down Efficiency	60.0%	10/23		vs. Houston
Average Yards Per Play	7	11/13		vs. Indianapolis
Total Net Yards Rushing	207	11/13		vs. Indianapolis
Rushing Attempts	37	11/6		at Jacksonville
Rushing Average Yards	6.9	11/13		vs. Indianapolis
Rushing Touchdowns	2	9/18		vs. Arizona
Total Net Yards Passing	307	11/27		at Seattle
Passing Attempts	49	9/18		vs. Arizona
Passing Completions	31	9/18		vs. Arizona
Passing Touchdowns	4	10/10		at Kansas City
Yards Per Attempt	9	9/25		at Tennessee
Passes Thrown for Interception	1	9/18		vs. Arizona
Times Sacked	3	10/2		vs. Denver
QB Sacks	3	10/2		vs. Denver
Sack Yards Lost	27	10/10		at Kansas City
Total Punts	5	10/2		vs. Denver
Total Punt Yards	241	10/2		vs. Denver
Gross Punting Average	60.3	9/25		at Tennessee
Net Punting Average	55	10/23		vs. Houston
Punt Returns	3	10/2		vs. Denver
Punt Return Yards	66	10/2		vs. Denver
Punt Return Average	22.0	10/2		vs. Denver
Kickoff Returns	4	10/23		vs. Houston
Kickoff Return Yards	78	10/23		vs. Houston
Total Penalties	12	9/18		vs. Arizona
Penalty Yards	120	9/18		vs. Arizona
Total Fumbles	2	11/13		vs. Indianapolis
Fumbles Lost	1	10/2		vs. Denver
Time of Possession	36:22	9/18		vs. Arizona
Turnovers	2	11/27		at Seattle

2022 REGULAR SEASON RAIDERS INDIVIDUAL SINGLE-GAME HIGHS

Touchdowns	3	Josh Jacobs	vs. Texans	10/23
Passes Attempted	44	Derek Carr	at Titans	09/25
Passes Completed	26	Derek Carr	at Titans	09/25
Completion Percentage	77.7	Derek Carr	vs. Texans	10/23
Passing Yards	307	Derek Carr	at Broncos	11/20
Yards Per Attempt	8.9	Derek Carr	vs. Texans	10/23
Touchdown Passes	3	Derek Carr	at Seahawks	11/27
Receptions	10	Davante Adams	at Jaguars	11/06
		Davante Adams	at Chargers	09/11
Receiving Yards	158	Mack Hollins	at Titans	09/25
Touchdown Receptions	2	Davante Adams	at Broncos	11/20
		Davante Adams	at Jaguars	11/06
		Davante Adams	at Chiefs	10/10
Rushing Yards	229	Josh Jacobs	at Seahawks	11/27
Rushing Attempts	33	Josh Jacobs	at Seahawks	11/27
Rushing Average	7.3	Josh Jacobs	at Chiefs	10/10
Rushing Touchdowns	3	Josh Jacobs	vs. Texans	10/23
Yards From Scrimmage	303	Josh Jacobs	at Seahawks	11/27
Combined Net Yards	303	Josh Jacobs	at Seahawks	11/27
Interceptions Made	1	Denzel Perryman	at Seahawks	11/27
		Duron Harmon	vs. Texans	10/23
		Duron Harmon	at Titans	09/25
		Amik Robertson	vs. Cardinals	09/18
Interceptions Thrown	3	Derek Carr	at Chargers	09/11
INT Return Yards	73	Duron Harmon	vs. Texans	10/23
Tackles	16	Divine Deablo	vs. Cardinals	09/18
Sacks	2.0	Maxx Crosby	at Broncos	11/20
		Maxx Crosby	at Chiefs	10/10
		Maxx Crosby	vs. Broncos	10/02
Punts	5	AJ Cole	vs. Colts	11/13
		AJ Cole	at Saints	10/30
Punts Inside the 20	4	AJ Cole	at Saints	10/30
Punting Average	58.8	AJ Cole	vs. Colts	11/13
Punt Returns	4	Keelan Cole	at Broncos	11/20
Punt Return Yards	29	Hunter Renfrow	at Jaguars	11/06
Kickoff Returns	3	Ameer Abdullah	at Seahawks	11/27
		Ameer Abdullah	at Broncos	11/20
		Ameer Abdullah	vs. Colts	11/13
		DJ Turner	vs. Texans	10/23
Kickoff Return Yards	86	Ameer Abdullah	vs. Colts	11/13
Field Goals Attempted	4	Daniel Carlson	at Broncos	11/20
		Daniel Carlson	vs. Broncos	10/02
Field Goals Made	4	Daniel Carlson	vs. Broncos	10/02

2022 REGULAR SEASON LAS VEGAS RAIDERS LONGEST PLAYS

Rushing Long	86	Josh Jacobs	at Seahawks	11/27
Touchdown Run	86	Josh Jacobs	at Seahawks	11/27
Passing Long	60	Derek Carr	at Titans	09/25
Touchdown Pass Long	58	Derek Carr	at Chiefs	10/10
Reception	60	Mack Hollins	at Titans	09/25
Touchdown Reception	58	Davante Adams	at Chiefs	10/10
Interception Return	73	Duron Harmon	vs. Texans	10/23
Longest INT Return for TD	73	Duron Harmon	vs. Texans	10/23
Longest Opponent's Fumble Return	68	Amik Robertson	vs. Broncos	10/02
Punt Return	17	Hunter Renfrow	at Jaguars	11/06
Kickoff Return	33	Ameer Abdullah	at Seahawks	11/27
Punt	67	AJ Cole	vs. Colts	11/13
Field Goal Made	57	Daniel Carlson	at Broncos	11/20
Field Goal Attempt	57	Daniel Carlson	at Broncos	11/20

2022 REGULAR SEASON OPPONENTS INDIVIDUAL SINGLE-GAME HIGHS

Touchdowns	4	Travis Kelce	at Chiefs	10/10
Passes Attempted	49	Kyler Murray	vs. Cardinals	09/18
Passes Completed	31	Kyler Murray	vs. Cardinals	09/18
Completion Percentage	80.6	Trevor Lawrence	at Jaguars	11/06
Passing Yards	328	Geno Smith	at Seahawks	11/27
Yards Per Attempt	9.8	Ryan Tannehill	at Titans	09/25
Touchdown Passes	4	Patrick Mahomes	at Chiefs	10/10
Receptions	11	DK Metcalf	at Seahawks	11/27
Receiving Yards	96	Alvin Kamara	at Saints	10/30
Touchdown Receptions	4	Travis Kelce	at Chiefs	10/10
Rushing Yards	147	Jonathan Taylor	vs. Colts	11/13
Rushing Attempts	28	Travis Etienne Jr.	at Jaguars	11/06
Rushing Average	7.4	Darrel Williams	vs. Cardinals	09/18
Rushing Touchdowns	2	Kenneth Walker III	at Seahawks	11/27
		Travis Etienne Jr.	at Jaguars	11/06
Yards From Scrimmage	163	Jonathan Taylor	vs. Colts	11/13
Combined Net Yards	163	Jonathan Taylor	vs. Colts	11/13
Interceptions Made	2	Quandre Diggs	at Seahawks	11/27
Interceptions Thrown	1	Geno Smith	at Seahawks	11/27
		Davis Mills	vs. Texans	10/23
		Ryan Tannehill	at Titans	09/25
		Kyler Murray	vs. Cardinals	09/18
INT Return Yards	39	Quandre Diggs	at Seahawks	11/27
Tackles	16	Jordyn Brooks	at Seahawks	11/27
Sacks	3.0	Khalil Mack	at Chargers	09/11
Punts	5	Corliss Waitman	vs. Broncos	10/02
Punts Inside the 20	2	Michael Dickson	at Seahawks	11/27
		Blake Gillikin	at Saints	10/30
		Corliss Waitman	vs. Broncos	10/02
		Ryan Stonehouse	at Titans	09/25
Punting Average	60.3	Ryan Stonehouse	at Titans	09/25
Punt Returns	3	Keke Coutee	vs. Colts	11/13
		Montrell Washington	vs. Broncos	10/02
Punt Return Yards	66	Montrell Washington	vs. Broncos	10/02
Kickoff Returns	4	Tremon Smith	vs. Texans	10/23
Kickoff Return Yards	78	Tremon Smith	vs. Texans	10/23
Field Goals Attempted	4	Brandon McManus	at Broncos	11/20
Field Goals Made	3	Brandon McManus	at Broncos	11/20

2022 REGULAR SEASON OPPONENTS LONGEST PLAYS

Rushing Long	66	Jonathan Taylor	vs. Colts	11/13
Touchdown Run	66	Jonathan Taylor	vs. Colts	11/13
Passing Long	55	Russell Wilson	vs. Broncos	10/02
Touchdown Pass Long	36	Andy Dalton	at Saints	10/30
Reception	55	KJ Hamler	vs. Broncos	10/02
Touchdown Reception	36	Alvin Kamara	at Saints	10/30
Interception Return	24	Quandre Diggs	at Seahawks	11/27
		Kevin Byard	at Titans	09/25
Longest Opponent's Fumble Return	59	Byron Murphy Jr.	vs. Cardinals	09/18
Punt Return	30	Montrell Washington	vs. Broncos	10/02
Kickoff Return	52	Jamal Agnew	at Jaguars	11/06
Punt	70	Ryan Stonehouse	at Titans	09/25
Field Goal Made	59	Matthew Wright	at Chiefs	10/10
Field Goal Attempt	59	Matthew Wright	at Chiefs	10/10

2022 REGULAR SEASON BIG YARDAGE GAMES

100-YARD PASS RECEIVERS

DATE	OPPONENT	PLAYER	NO.	YDS.	AVG.	LG	TD
9/25	at Titans	Mack Hollins	8	158	19.8	60	1
11/6	at Jaguars	Davante Adams	10	146	14.6	38T	2
9/11	at Chargers	Davante Adams	10	141	14.1	41	1
11/20	at Broncos	Davante Adams	7	141	20.1	35T	2
11/13	vs. Colts	Davante Adams	9	126	14.0	48T	1
10/10	at Chiefs	Davante Adams	3	124	41.3	58T	2
10/2	vs. Broncos	Davante Adams	9	101	11.2	20	0

100-YARD RUSHERS

DATE	OPPONENT	PLAYER	ATT.	YDS.	AVG.	LG	TD
11/27	at Seahawks	Josh Jacobs	33	229	6.9	86T	2
10/10	at Chiefs	Josh Jacobs	21	154	7.3	37	1
10/2	vs. Broncos	Josh Jacobs	28	144	5.1	43	2
10/23	vs. Texans	Josh Jacobs	20	143	7.2	15T	3
11/20	at Broncos	Josh Jacobs	24	109	4.5	15	0

300-YARD PASSERS

DATE	OPPONENT	PLAYER	ATT.	COMP./ATT.	YDS.	LG	INT
11/20	at Broncos	Derek Carr	37	23/37	307	43	0
9/25	at Titans	Derek Carr	44	26/44	303	60	1

MULTI-SACK GAMES

DATE	OPPONENT	PLAYER	SACKS	YDS.	QBH
10/2	vs. Broncos	Maxx Crosby	2.0	16.0	2
10/10	at Chiefs	Maxx Crosby	2.0	20.0	2
11/20	at Broncos	Maxx Crosby	2.0	10.0	3
11/27	at Seahawks	Maxx Crosby	1.5	8.5	6

2022 OPPONENTS BIG YARDAGE GAMES

100-YARD PASS RECEIVERS

DATE	OPPONENT	PLAYER	NO.	YDS.	AVG.	LG	TD
------	----------	--------	-----	------	------	----	----

100-YARD RUSHERS

DATE	OPPONENT	PLAYER	ATT.	YDS.	AVG.	LG	TD
11/13	vs. Colts	Jonathan Taylor	22	147	6.7	66T	1
11/6	at Jaguars	Travis Etienne Jr.	28	109	3.9	18	2

300-YARD PASSERS

DATE	OPPONENT	PLAYER	ATT.	COMP./ATT.	YDS.	LG	INT
11/27	at Seahawks	Geno Smith	37	27/37	328	35T	1
10/23	vs. Texans	Davis Mills	41	28/41	302	39	1

MULTI-SACK GAMES

DATE	OPPONENT	PLAYER	SACKS	YDS.	QBH
9/11	at Chargers	Khalil Mack	3.0	17.0	4
11/6	at Jaguars	Dawuane Smoot	2.0	11.0	2
10/30	at Saints	Payton Turner	2.0	15.0	2
9/11	at Chargers	Joey Bosa	1.5	12.5	2

BIG PLAYS OF 20+ YARDS

DATE	OPPONENT	QTR	RAIDERS PLAYER	RUN	PASS	DOWN	RESULT	GAME OUTCOME
11/27	at Seattle	5	Josh Jacobs run	86T		1-10-LV 14	Touchdown	W, 40-34 (ot)
09/25	at Tennessee	4	Derek Carr -> Mack Hollins		60	1-10-LV 20	Field Goal	L, 24-22
10/10	at Kansas City	1	Derek Carr -> Davante Adams		58T	4-1-LV 42	Touchdown	L, 30-29
09/25	at Tennessee	4	Derek Carr -> Mack Hollins		48	4-15-LV 27	Touchdown	L, 24-22
10/10	at Kansas City	4	Derek Carr -> Davante Adams		48T	3-6-KC 48	Touchdown	L, 30-29
11/13	Indianapolis	4	Derek Carr -> Davante Adams		48T	3-10-IND 48	Touchdown	L, 25-20
10/02	Denver	3	Josh Jacobs run	43		1-10-LV 40	Field Goal	W, 32-23
11/20	at Denver	4	Derek Carr -> Josh Jacobs		43	1-10- 50	Field Goal	W, 22-16 (ot)
09/11	at L.A. Chargers	3	Derek Carr -> Davante Adams		41	1-10-LV 36	Touchdown	L, 24-19
11/06	at Jacksonville	2	Derek Carr -> Davante Adams		38T	1-10-JAX 38	Touchdown	L, 27-20
10/10	at Kansas City	3	Josh Jacobs run	37		1-10-LV 41	Field Goal	L, 30-29
11/27	at Seattle	2	Derek Carr -> Mack Hollins		36T	1-10-SEA 36	Touchdown	W, 40-34 (ot)
11/20	at Denver	5	Derek Carr -> Davante Adams		35T	1-10-DEN 35	Touchdown	W, 22-16 (ot)
11/20	at Denver	5	Derek Carr -> Foster Moreau		33	2-11-LV 32	Touchdown	W, 22-16 (ot)
09/11	at L.A. Chargers	4	Derek Carr -> Darren Waller		31	1-10-LAC 34	Touchdown	L, 24-19
11/20	at Denver	2	Derek Carr -> Davante Adams		31T	1-10-DEN 31	Touchdown	W, 22-16 (ot)
11/06	at Jacksonville	2	Derek Carr -> Foster Moreau		30	2-9-LV 32	Touchdown	L, 27-20
11/27	at Seattle	2	Josh Jacobs run	30T		1-10-SEA 30	Touchdown	W, 40-34 (ot)
11/27	at Seattle	4	Derek Carr -> Davante Adams		28	2-10-LV 25	Touchdown	W, 40-34 (ot)
11/27	at Seattle	3	Derek Carr -> Josh Jacobs		28	2-5-LV 23	Punt	W, 40-34 (ot)
10/23	Houston	4	Derek Carr -> Hunter Renfrow		27	1-10-LV 31	Touchdown	W, 38-20
10/23	Houston	2	Derek Carr -> Mack Hollins		26T	2-7-HOU 26	Touchdown	W, 38-20
11/06	at Jacksonville	1	Derek Carr -> Davante Adams		25T	2-4-JAX 25	Touchdown	L, 27-20
09/11	at L.A. Chargers	4	Derek Carr -> Darren Waller		23	1-10-LV 33	Interception	L, 24-19
09/18	Arizona	1	Derek Carr -> Mack Hollins		23	3-12-ARI 29	Touchdown	L, 29-23 (ot)
09/18	Arizona	2	Derek Carr -> Ameer Abdullah		23	3-10-ARI 26	Touchdown	L, 29-23 (ot)
11/20	at Denver	2	Derek Carr -> Davante Adams		23	2-19-LV 16	Touchdown	W, 22-16 (ot)
09/11	at L.A. Chargers	1	Derek Carr -> Davante Adams		22	3-6-LAC 26	Field Goal	L, 24-19
09/25	at Tennessee	2	Derek Carr -> Foster Moreau		22	1-10-LV 25	Touchdown	L, 24-22
10/02	Denver	4	Zamir White run	22		3-2-DEN 29	Touchdown	W, 32-23
11/13	Indianapolis	2	Josh Jacobs run	22		1-10-IND 35	Touchdown	L, 25-20
09/11	at L.A. Chargers	1	Derek Carr -> Davante Adams		21	3-17-LV 29	Field Goal	L, 24-19
10/10	at Kansas City	2	Josh Jacobs run	21		1-10-LV 36	Field Goal	L, 30-29
11/06	at Jacksonville	1	Derek Carr -> Davante Adams		21	1-20-LV 31	Touchdown	L, 27-20
11/13	Indianapolis	2	Derek Carr -> Foster Moreau		21	1-10-LV 33	Touchdown	L, 25-20
11/20	at Denver	1	Derek Carr -> Davante Adams		21	3-7-LV 29	Punt	W, 22-16 (ot)
11/20	at Denver	4	Derek Carr -> Keelan Cole		21	2-3-LV 29	Field Goal	W, 22-16 (ot)
09/18	Arizona	1	Derek Carr -> Mack Hollins		20	3-11-LV 24	Touchdown	L, 29-23 (ot)
09/18	Arizona	2	Derek Carr -> Hunter Renfrow		20	1-10-ARI 46	Touchdown	L, 29-23 (ot)
09/25	at Tennessee	1	Derek Carr -> Mack Hollins		20	3-15-TEN 41	Field Goal	L, 24-22
10/02	Denver	1	Derek Carr -> Davante Adams		20	2-5- 50	Field Goal	W, 32-23
10/02	Denver	2	Derek Carr run	20		1-10-DEN 41	Field Goal	W, 32-23
10/23	Houston	2	Derek Carr -> Hunter Renfrow		20	1-10-LV 23	Punt	W, 38-20
11/27	at Seattle	1	Derek Carr -> Mack Hollins		20	3-4-SEA 43	Touchdown	W, 40-34 (ot)

OPPONENT BIG PLAYS OF 20+ YARDS

DATE	OPPONENT	QTR	OPP. PLAYER	RUN	PASS	DOWN	RESULT	GAME OUTCOME
11/13	Indianapolis	3	Jonathan Taylor run	66T		2-6-IND 34	Touchdown	L, 20-25
10/02	Denver	4	Russell Wilson -> KJ Hamler		55	2-7-DEN 42	Touchdown	W, 23-32
09/11	at L.A. Chargers	2	Justin Herbert -> Keenan Allen		42	1-10-LAC 47	Touchdown	L, 19-24
09/25	at Tennessee	1	Ryan Tannehill -> Robert Woods		41	2-5-TEN 45	Touchdown	L, 22-24
10/23	Houston	3	Davis Mills -> Jordan Akins		39	3-3-HOU 23	Field Goal	W, 20-38
11/13	Indianapolis	4	Matt Ryan run	39		3-3-IND 25	Touchdown	L, 20-25
10/10	at Kansas City	4	Patrick Mahomes -> Mecole Hardman		36	3-15-KC 36	Touchdown	L, 29-30
10/30	at New Orleans	3	Andy Dalton -> Alvin Kamara		36T	1-10-LV 36	Touchdown	L, 0-24
10/02	Denver	2	Russell Wilson -> Kendall Hinton		35	2-12-DEN 45	Touchdown	W, 23-32
11/13	Indianapolis	4	Matt Ryan -> Parris Campbell		35T	2-9-LV 35	Touchdown	L, 20-25
11/27	at Seattle	2	Geno Smith -> Tyler Lockett		35T	2-8-LV 35	Touchdown	W, 34-40 (ot)
10/02	Denver	2	Russell Wilson -> Jerry Jeudy		32	3-6-LV 44	Field Goal	W, 23-32
11/13	Indianapolis	1	Matt Ryan -> Kylan Granson		32	2-9-LV 43	Touchdown	L, 20-25
11/20	at Denver	1	Russell Wilson -> Kendall Hinton		32	2-8-LV 33	Touchdown	W, 16-22 (ot)
09/11	at L.A. Chargers	2	Justin Herbert -> DeAndre Carter		30	1-10-LAC 33	Downs	L, 19-24
09/18	Arizona	4	Darrel Williams run	30		1-10- 50	Downs	L, 23-29 (ot)
09/25	at Tennessee	3	Ryan Tannehill -> Dontrell Hilliard		30	3-9-TEN 3	Downs	L, 22-24
10/10	at Kansas City	2	Jerick McKinnon run	30		2-17-KC 36	Touchdown	L, 29-30
10/30	at New Orleans	1	Andy Dalton -> Rashid Shaheed		30	1-10-NO 46	Touchdown	L, 0-24
09/18	Arizona	3	Kyler Murray -> Greg Dortch		29	1-15-ARI 16	Touchdown	L, 23-29 (ot)
10/10	at Kansas City	3	Patrick Mahomes -> Mecole Hardman		28	3-8-KC 45	Touchdown	L, 29-30
11/27	at Seattle	3	Geno Smith -> Tyler Lockett		28	1-10-SEA 37	Touchdown	W, 34-40 (ot)
11/27	at Seattle	4	Geno Smith -> Travis Homer		27	2-23-SEA 33	Fumble	W, 34-40 (ot)
09/11	at L.A. Chargers	1	Justin Herbert -> Gerald Everett		25	3-8-LAC 49	Field Goal	L, 19-24
10/02	Denver	1	Russell Wilson -> Eric Saubert		25	1-10-LV 34	Touchdown	W, 23-32
10/23	Houston	3	Davis Mills -> Phillip Dorsett		25T	3-7-LV 25	Touchdown	W, 20-38
09/18	Arizona	4	Kyler Murray -> Marquise Brown		24	4-4-LV 25	Touchdown	L, 23-29 (ot)
09/25	at Tennessee	2	Derrick Henry run	24		2-4-LV 25	Touchdown	L, 22-24
10/23	Houston	3	Davis Mills -> Brandin Cooks		24	2-1-HOU 35	Touchdown	W, 20-38
11/06	at Jacksonville	2	Trevor Lawrence run	24		3-3-JAX 32	Field Goal	L, 20-27
11/27	at Seattle	1	Geno Smith -> Noah Fant		24	1-10-LV 35	Field Goal	W, 34-40 (ot)
11/27	at Seattle	1	Geno Smith -> DK Metcalf		24	3-4-SEA 43	Field Goal	W, 34-40 (ot)
09/11	at L.A. Chargers	2	Justin Herbert -> DeAndre Carter		23T	2-2-LV 23	Touchdown	L, 19-24
09/25	at Tennessee	1	Ryan Tannehill -> Derrick Henry		23	2-13-TEN 22	Touchdown	L, 22-24
10/10	at Kansas City	3	Patrick Mahomes -> Marquez Valdes-Scantling		23	3-8-KC 48	Touchdown	L, 29-30
10/23	Houston	4	Davis Mills -> Dare Ogunbowale		23	2-3-LV 41	Downs	W, 20-38
11/06	at Jacksonville	1	Trevor Lawrence -> Christian Kirk		23	1-10-JAX 46	Fumble	L, 20-27
11/20	at Denver	3	Russell Wilson -> Courtland Sutton		23	3-2-DEN 36	Field Goal	W, 16-22 (ot)
10/23	Houston	2	Dameon Pierce run	22		1-10-HOU 33	Field Goal	W, 20-38
11/06	at Jacksonville	2	Trevor Lawrence -> Zay Jones		22	1-10-JAX 37	Touchdown	L, 20-27
09/18	Arizona	2	Kyler Murray -> James Conner		21	1-10-ARI 10	Interception	L, 23-29 (ot)
09/25	at Tennessee	2	Ryan Tannehill -> Robert Woods		21	1-10-TEN 48	Touchdown	L, 22-24
11/20	at Denver	2	Russell Wilson -> Courtland Sutton		21	3-8-LV 33	Missed FG	W, 16-22 (ot)
11/20	at Denver	4	Russell Wilson -> Melvin Gordon III		21	1-10-DEN 43	Field Goal	W, 16-22 (ot)
11/27	at Seattle	3	Geno Smith -> Marquise Goodwin		21	2-10-LV 35	Touchdown	W, 34-40 (ot)
11/27	at Seattle	4	Geno Smith -> Marquise Goodwin		21	1-10-SEA 25	Fumble	W, 34-40 (ot)
10/02	Denver	2	Russell Wilson -> Jerry Jeudy		20T	1-10-LV 20	Touchdown	W, 23-32
10/23	Houston	3	Davis Mills -> Phillip Dorsett		20	1-10-LV 38	Field Goal	W, 20-38
11/13	Indianapolis	2	Matt Ryan -> Keke Coutee		20	2-10-LV 42	Fumble	L, 20-25

RAIDERS

(AS OF NOV 29, 2022, 1:14 AM PST)

2022 : REGULAR SEASON

PLAYS			NET YARDS			TIME		
DATE	OPPONENT	PLAYS	DATE	OPPONENT	NET YARDS	DATE	OPPONENT	TIME
9/18	Arizona	15 (touchdown)	11/27	at Seattle	86 (touchdown) [PEN: 0, GROSS: 86]	9/18	Arizona	9:38 (touchdown)
9/25	at Tennessee	14 (touchdown)	10/23	Houston	82 (touchdown) [PEN: 0, GROSS: 82]	11/20	at Denver	8:56 (missed fg)
9/25	at Tennessee	14 (field goal)	9/25	at Tennessee	81 (touchdown) [PEN: 0, GROSS: 81]	9/25	at Tennessee	8:03 (field goal)
11/13	Indianapolis	14 (downs)	11/13	Indianapolis	79 (touchdown) [PEN: -10, GROSS: 89]	11/13	Indianapolis	7:11 (touchdown)
9/11	at L.A. Chargers	14 (field goal)	10/2	Denver	77 (field goal) [PEN: 0, GROSS: 77]	11/27	at Seattle	6:43 (field goal)
10/30	at New Orleans	14 (end of game)	10/10	at Kansas City	75 (touchdown) [PEN: 0, GROSS: 75]	9/11	at L.A. Chargers	6:34 (field goal)
11/20	at Denver	13 (missed fg)	9/11	at L.A. Chargers	75 (touchdown) [PEN: 0, GROSS: 75]	10/2	Denver	5:59 (touchdown)
11/27	at Seattle	13 (field goal)	11/20	at Denver	75 (touchdown) [PEN: -10, GROSS: 85]	11/6	at Jacksonville	5:28 (touchdown)
10/2	Denver	11 (field goal)	9/18	Arizona	75 (touchdown) [PEN: 3, GROSS: 72]	10/23	Houston	5:11 (touchdown)
10/2	Denver	11 (touchdown)	11/6	at Jacksonville	71 (touchdown) [PEN: -20, GROSS: 91]	10/30	at New Orleans	5:04 (punt)
10/23	Houston	11 (field goal)	10/30	at New Orleans	64 (end of game) [PEN: 0, GROSS: 64]	10/10	at Kansas City	5:03 (touchdown)
11/6	at Jacksonville	10 (touchdown)	12/4	L.A. Chargers	--	12/4	L.A. Chargers	--
11/6	at Jacksonville	10 (field goal)	12/8	at L.A. Rams	--	12/8	at L.A. Rams	--
10/10	at Kansas City	10 (touchdown)	12/18	New England	--	12/18	New England	--
12/4	L.A. Chargers	--	12/24	at Pittsburgh	--	12/24	at Pittsburgh	--
12/8	at L.A. Rams	--	1/1	San Francisco	--	1/1	San Francisco	--
12/18	New England	--	1/8	Kansas City	--	1/8	Kansas City	--
12/24	at Pittsburgh	--	--	--	--	--	--	--
1/1	San Francisco	--	--	--	--	--	--	--
1/8	Kansas City	--	--	--	--	--	--	--

2022 REGULAR SEASON

WEEK 1: RAIDERS 19, CHARGERS 24													SEPTEMBER 11, 2022												
RAIDERS													CHARGERS												
#	RECD	LOST	POSS	OBTAINED	BEGAN	PLAYS	YDS	PEN	NET	1ST	ENDED	GIVEN UP	#	RECD	LOST	POSS	OBTAINED	BEGAN	PLAYS	YDS	PEN	NET	1ST	ENDED	GIVEN UP
1	09:03	02:29	6:34	Kickoff	LV 25	14	70	0	70	4	LAC 5	Field Goal	1	15:00	09:03	5:57	Kickoff	LAC 25	12	50	0	50	3	LV 25	Field Goal
2	00:28	13:18	2:10	Punt	LV 2	3	9	0	9	0	LV 11	Punt	2	02:29	00:28	2:01	Kickoff	LAC 40	3	9	0	9	0	LAC 49	Punt
3	09:34	07:07	2:27	Kickoff	LV 25	5	16	0	16	1	LV 41	Punt	3	13:18	09:34	3:44	Punt	LAC 33	9	66	1	67	4	LV 1	TD
4	01:38	00:45	0:53	Downs	LV 28	2	-3	0	-3	0	LV 25	Int	4	07:07	01:38	5:29	Punt	LAC 9	9	78	-15	63	3	LV 28	Downs
5	00:35	00:00	0:35	Kickoff	LV 25	1	1	0	1	0	LV 25	End Half	5	00:45	00:35	0:10	Int	LV 31	2	31	0	31	1	LV 23	TD
6	15:00	12:39	2:21	Kickoff	LV 25	5	75	0	75	3	LAC 18	TD	6	12:39	06:42	5:57	Kickoff	LAC 27	11	73	0	73	5	LV 18	TD
7	06:42	01:03	5:39	Kickoff	LV 25	11	43	-5	38	3	LAC 37	Field Goal	7	01:03	14:41	1:22	Kickoff	LAC 25	3	5	0	5	0	LAC 30	Punt
8	14:41	13:10	1:31	Punt	LV 23	3	33	0	33	2	LAC 44	Int	8	13:10	11:39	1:31	Int	LAC 2	3	9	0	9	0	LAC 11	Punt
9	11:39	11:00	0:39	Punt	LV 40	2	8	0	8	0	LV 48	Int	9	11:00	07:33	3:27	Int	LV 49	7	18	0	18	1	LV 31	Missed FG
10	07:33	04:32	3:01	Missed FG	LV 39	7	61	0	61	4	LAC 3	TD	10	04:32	03:30	1:02	Kickoff	LAC 25	3	7	0	7	0	LAC 32	Punt
11	03:30	01:52	1:38	Punt	LV 21	5	7	0	7	1	LV 35	Downs	11	01:52	00:00	1:52	Downs	LV 28	5	9	-5	4	1	LV 23	End Game

WEEK 2: RAIDERS 23, CARDINALS 29													SEPTEMBER 18, 2022												
RAIDERS													CARDINALS												
#	RECD	LOST	POSS	OBTAINED	BEGAN	PLAYS	YDS	PEN	NET	1ST	ENDED	GIVEN UP	#	RECD	LOST	POSS	OBTAINED	BEGAN	PLAYS	YDS	PEN	NET	1ST	ENDED	GIVEN UP
1	15:00	05:22	9:38	Kickoff	LV 25	15	72	3	75	6	ARI 1	TD	1	05:22	01:21	4:01	Kickoff	ARI 25	6	19	0	19	1	ARI 44	Punt
2	01:21	11:40	4:41	Punt	LV 20	9	76	-10	66	3	ARI 14	Field Goal	2	11:40	09:02	2:38	Kickoff	ARI 25	5	19	-15	4	1	ARI 29	Punt
3	09:02	07:00	2:02	Punt	LV 41	7	59	0	59	4	ARI 3	TD	3	07:00	01:51	5:09	Kickoff	ARI 10	8	48	0	48	3	LV 42	Int
4	01:51	00:00	1:51	Int	LV 27	9	51	-15	36	2	ARI 37	Field Goal	4	15:00	13:07	1:53	Kickoff	ARI 25	4	2	15	17	1	ARI 42	Punt
5	13:07	11:30	1:37	Punt	LV 8	3	8	0	8	0	LV 16	Punt	5	11:30	06:03	5:27	Punt	ARI 21	11	94	-15	79	5	LV 5	TD
6	06:03	01:38	4:25	Kickoff	LV 25	8	26	42	68	3	ARI 7	Field Goal	6	01:38	12:31	4:07	Kickoff	ARI 25	9	64	0	64	3	LV 11	Downs
7	12:31	12:07	0:24	Downs	LV 11	3	0	0	0	0	LV 11	Punt	7	12:07	08:13	3:54	Punt	ARI 46	9	59	-5	54	4	LV 1	TD
8	08:13	04:43	3:30	Kickoff	LV 25	5	14	0	14	1	LV 39	Punt	8	04:43	00:00	4:43	Punt	ARI 27	18	65	8	73	8	LV 3	TD
9	05:30	03:51	1:39	Downs	LV 37	5	24	0	24	1	ARI 39	Fumble	9	10:00	05:30	4:30	Kickoff	ARI 25	8	43	-5	38	2	LV 37	Downs

WEEK 3: RAIDERS 22, TITANS 24													SEPTEMBER 25, 2022												
RAIDERS													TITANS												
#	RECD	LOST	POSS	OBTAINED	BEGAN	PLAYS	YDS	PEN	NET	1ST	ENDED	GIVEN UP	#	RECD	LOST	POSS	OBTAINED	BEGAN	PLAYS	YDS	PEN	NET	1ST	ENDED	GIVEN UP
1	07:22	02:19	5:03	Kickoff	LV 25	9	36	36	72	3	TEN 3	Field Goal	1	15:00	07:22	7:38	Kickoff	TEN 25	12	85	-10	75	5	LV 2	TD
2	14:25	09:44	4:41	Kickoff	LV 25	7	79	-4	75	5	TEN 5	TD	2	02:19	14:25	2:54	Kickoff	TEN 25	6	75	0	75	4	LV 1	TD
3	04:55	02:23	2:32	Kickoff	LV 24	5	16	0	16	1	LV 40	Punt	3	09:44	04:55	4:49	Kickoff	TEN 21	8	79	0	79	5	LV 1	TD
4	01:02	00:21	0:41	Punt	LV 13	3	-1	0	-1	0	LV 12	Punt	4	02:23	01:02	1:21	Punt	TEN 13	4	17	0	17	1	TEN 30	Punt
5	15:00	06:57	8:03	Kickoff	LV 25	14	66	-5	61	5	TEN 14	Field Goal	5	00:21	00:00	0:21	Punt	LV 49	3	19	0	19	1	LV 30	Field Goal
6	04:47	02:56	1:51	Int	TEN 31	3	5	-15	-10	0	TEN 41	Punt	6	06:57	04:47	2:10	Kickoff	TEN 25	3	9	-10	-1	0	TEN 24	Int
7	12:54	09:22	3:32	Downs	LV 44	6	36	14	50	3	TEN 6	Int	7	02:56	12:54	5:02	Punt	TEN 2	9	54	0	54	2	LV 44	Downs
8	06:08	03:29	2:39	Punt	LV 20	7	78	-15	63	2	TEN 17	Field Goal	8	09:22	06:08	3:14	Int	TEN 20	6	26	0	26	1	TEN 46	Punt
9	02:57	01:14	1:43	Punt	LV 19	14	81	0	81	5	TEN 9	TD	9	03:29	02:57	0:32	Kickoff	TEN 25	3	-1	0	-1	0	TEN 24	Punt
													10	01:14	00:00	1:14	Kickoff	LV 42	2	-2	0	-2	0	LV 43	End Game

WEEK 4: RAIDERS 32, BRONCOS 23													OCTOBER 2, 2022												
RAIDERS													BRONCOS												
#	RECD	LOST	POSS	OBTAINED	BEGAN	PLAYS	YDS	PEN	NET	1ST	ENDED	GIVEN UP	#	RECD	LOST	POSS	OBTAINED	BEGAN	PLAYS	YDS	PEN	NET	1ST	ENDED	GIVEN UP
1	15:00	09:52	5:08	Kickoff	LV 32	11	60	0	60	3	DEN 8	Field Goal	1	09:52	07:06	2:46	Kickoff	DEN 25	4	10	0	10	1	DEN 35	Punt
2	07:06	04:54	2:12	Punt	LV 13	3	-6	-5	-11	0	LV 2	Punt	2	04:54	02:45	2:09	Punt	LV 34	4	34	0	34	2	LV 5	TD
3	02:45	11:46	5:59	Kickoff	LV 25	11	65	10	75	6	DEN 10	TD	3	11:46	08:03	3:43	Kickoff	LV 48	7	44	-5	39	1	LV 9	Field Goal
4	08:03	06:23	1:40	Kickoff	LV 20	3	1	0	1	0	LV 21	Punt	4	06:23	03:15	3:08	Punt	DEN 48	5	23	-5	18	1	LV 41	Fumble
5	01:24	00:00	1:24	Kickoff	LV 25	10	54	0	54	4	DEN 21	Field Goal	5	03:15	01:24	1:51	Kickoff	DEN 25	5	75	0	75	3	LV 20	TD
6	11:38	09:14	2:24	Punt	LV 19	6	6	0	6	1	LV 25	Punt	6	15:00	11:38	3:22	Kickoff	DEN 25	5	12	0	12	1	DEN 37	Punt
7	07:09	02:27	4:42	Punt	LV 20	10	77	0	77	3	DEN 3	Field Goal	7	09:14	07:09	2:05	Punt	DEN 49	3	-4	0	-4	0	DEN 45	Punt
8	01:02	14:46	1:16	Punt	LV 32	3	7	0	7	0	LV 39	Punt	8	02:27	01:02	1:25	Kickoff	DEN 25	3	9	-10	-1	0	DEN 24	Punt
9	13:05	09:50	3:15	Punt	LV 49	6	38	0	38	2	DEN 13	Field Goal	9	14:46	13:05	1:41	Punt	DEN 1	3	1	0	1	0	DEN 2	Punt
10	07:16	02:02	5:14	Kickoff	LV 25	10	75	0	75	5	DEN 7	TD	10	09:50	07:16	2:34	Kickoff	DEN 25	6	90	-15	75	3	LV 3	TD
11	01:38	00:00	1:38	Downs	DEN 30	5	8	0	8	1	DEN 21	End Game	11	02:02	01:38	0:24	Kickoff	DEN 25	4	5	0	5	0	DEN 30	Downs

WEEK 5: RAIDERS 29, CHIEFS 30													OCTOBER 10, 2022												
RAIDERS													CHIEFS												
#	RECD	LOST	POSS	OBTAINED	BEGAN	PLAYS	YDS	PEN	NET	1ST	ENDED	GIVEN UP	#	RECD	LOST	POSS	OBTAINED	BEGAN	PLAYS	YDS	PEN	NET	1ST	ENDED	GIVEN UP
1	15:00	12:50	2:10	Kickoff	LV 25	3	15	-14	1	0	LV 26	Punt	1	12:50	11:19	1:31	Punt	KC 21	3	-11	0	-11	0	KC 10	Punt
2	11:19	08:27	2:52	Punt	LV 33	4	77	-10	67	1	LV 42	TD	2	08:27	04:03	4:24	Kickoff	KC 25	11	52	0	52	4	LV 23	Missed FG
3	04:03	14:00	5:03	Missed FG	LV 31	10	21	48	69	5	KC 1	TD	3	14:00	12:25	1:35	Kickoff	KC 25	3	6	0	6	0	KC 31	Punt
4	12:25	09:22	3:03	Punt	LV 23	6	43	0	43	2	KC 34	Field Goal	4	09:22	04:40	4:42	Kickoff	KC 25	11	75	0	75	5	LV 1	TD
5	04:40	00:17	4:23	Kickoff	LV 25	9	39	4	43	2	KC 32	Field Goal	5	00:17	00:00	0:17	Kickoff	KC 25	4	19	15	34	2	LV 41	Field Goal
6	09:25	07:04	2:21	Kickoff	LV 25	3	11	-23	-12	0	LV 13	Punt	6	15:00	09:25	5:35	Kickoff	KC 25	12	70	5	75	6	LV 4	TD
7	03:20	14:05	4:15	Kickoff	LV 16	8	55	0	55	3	KC 29	Field Goal	7	07:04	03:20	3:44	Punt	KC 43	8	55	2	57	5	LV 8	TD
8	07:25	04:27	2:58	Kickoff	LV 25	7	75	0	75	3	KC 48	TD	8	14:05	07:25	6:40	Kickoff	KC 25	13	80	-5	75	6	LV 1	TD
9	02:29	00:41	1:48	Punt	LV 7	9	39	0	39	2	LV 46	Downs	9	04:27	02:29	1:58	Kickoff	KC 31	5	23	0	23	1	LV 46	Punt
													10	00:41	00:00	0:41	Downs	LV 45	1	-1	0	-1	0	LV 45	End Game

WEEK 7: RAIDERS 38, TEXANS 20													OCTOBER 23, 2022												
RAIDERS													TEXANS												
#	RECD	LOST	POSS	OBTAINED	BEGAN	PLAYS	YDS	PEN	NET	1ST	ENDED	GIVEN UP	#	RECD	LOST	POSS	OBTAINED	BEGAN	PLAYS	YDS	PEN	NET	1ST	ENDED	GIVEN UP
1	15:00	09:54	5:06	Kickoff	LV 24	11	54	-10	44	3	HOU 32	Field Goal	1	09:54	04:40	5:14	Kickoff	HOU 25	9	54	0	54	3	LV 21	Missed FG
2	04:40	02:39	2:01	Missed FG	LV 29	3	-6	-10	-16	0	LV 13	Punt	2	02:39	11:17	6:22	Punt	HOU 38	13	62	0	62	5	LV 13	TD
3	11:17	07:28	3:49	Kickoff	LV 9	6	38	0	38	2	LV 47	Punt	3	07:28	04:57	2:31	Punt	HOU 20	7	43	0	43	2	LV 37	Field Goal
4	04:57	00:25	4:32	Kickoff	LV 18	10	82	0	82	4	HOU 26	TD	4	00:25	00:00	0:25	Kickoff	HOU 25	1	-6	0	-6	0	HOU 25	End Half
5	10:59	05:48	5:11	Kickoff	LV 25	10	75	0	75	6	HOU 4	TD	5	15:00	10:59	4:01	Kickoff	HOU 16	8	67	0	67	2	LV 17	Field Goal
6	03:14	13:32	4:42	Kickoff	LV 24	7	76	0	76	5	HOU 7	TD	6	05:48	03:14	2:34	Kickoff	HOU 26	6	74	0	74	3	LV 25	TD
7	11:21	07:06	4:15	Punt	LV 19	7	76	5	81	5	HOU 15	TD	7	13:32	11:21	2:11	Kickoff	HOU 24	3	9	-4	5	0	HOU 29	Punt
8	01:07	00:00	1:07	Downs	LV 14	2	-1	0	-1	0	LV 14	End Game	8	07:06	03:26	3:40	Kickoff	HOU 25	10	35	0	35	3	LV 40	Int
													9	03:26	01:07	2:19	Kickoff	HOU 20	11	66	0	66	3	LV 14	Downs

WEEK 8: RAIDERS 0, SAINTS 24													OCTOBER 30, 2022												
RAIDERS													SAINTS												
#	RECD	LOST	POSS	OBTAINED	BEGAN	PLAYS	YDS	PEN	NET	1ST	ENDED	GIVEN UP	#	RECD	LOST	POSS	OBTAINED	BEGAN	PLAYS	YDS	PEN	NET	1ST	ENDED	GIVEN UP
1	15:00	13:20	1:40	Kickoff	LV 25	3	-2	0	-2	0	LV 23	Punt	1	13:20	11:48	1:32	Punt	NO 33	3	8	0	8	0	NO 41	Punt
2	11:48	08:15	3:33	Punt	LV 16	8	32	-5	27	2	LV 43	Punt	2	08:15	01:32	6:43	Punt	NO 16	11	84	0	84	5	LV 3	TD
3	01:32	14:18	2:14	Kickoff	LV 25	5	17	0	17	1	LV 45	Downs	3	14:18	12:43	1:35	Downs	LV 27	4	9	0	9	0	LV 18	Field Goal
4	12:43	11:09	1:34	Kickoff	LV 22	3	8	0	8	0	LV 30	Int	4	11:09	07:15	3:54	Int	LV 45	6	50	-5	45	4	LV 16	TD
5	07:15	03:04	4:11	Kickoff	LV 25	8	19	5	24	2	LV 49	Punt	5	03:04	00:04	3:00	Punt	NO 26	12	54	0	54	3	LV 20	Missed FG
6	00:04	00:00	0:04	Missed FG	LV 28	1	-1	0	-1	0	LV 28	End Half	6	15:00	11:03	3:57	Kickoff	NO 25	7	66	9	75	4	LV 36	TD
7	11:03	07:47	3:16	Kickoff	LV 25	5	11	5	16	2	LV 41	Punt	7	07:47	02:52	4:55	Punt	NO 18	7	35	0	35	2	LV 47	Punt
8	02:52	12:48	5:04	Punt	LV 13	9	35	-15	20	2	LV 33	Punt	8	12:48	03:33	9:15	Punt	NO 7	15	61	0	61	4	LV 32	Downs
9	03:33	00:00	3:33	Downs	LV 32	14	64	0	64	4	NO 6	End Game													

WEEK 9: RAIDERS 20, JAGUARS 27													NOVEMBER 6, 2022												
RAIDERS													JAGUARS												
#	RECD	LOST	POSS	OBTAINED	BEGAN	PLAYS	YDS	PEN	NET	1ST	ENDED	GIVEN UP	#	RECD	LOST	POSS	OBTAINED	BEGAN	PLAYS	YDS	PEN	NET	1ST	ENDED	GIVEN UP
1	15:00	13:31	1:29	Kickoff	LV 25	3	0	0	0	0	LV 25	Punt	1	13:31	10:13	3:18	Punt	JAX 30	7	41	0	41	2	LV 26	Fumble
2	10:13	04:45	5:28	Fumble	LV 29	10	91	-20	71	4	JAX 25	TD	2	04:45	03:04	1:41	Kickoff	JAX 8	3	4	0	4	0	JAX 12	Punt
3	03:04	14:08	3:56	Punt	LV 45	8	36	0	36	2	JAX 19	Field Goal	3	14:08	12:33	1:35	Kickoff	JAX 25	3	6	0	6	0	JAX 31	Punt
4	12:33	10:51	1:42	Punt	LV 31	3	69	0	69	2	JAX 38	TD	4	10:51	04:50	6:01	Kickoff	JAX 25	10	75	0	75	5	LV 1	TD
5	04:50	00:45	4:05	Kickoff	LV 25	10	55	0	55	4	JAX 20	Field Goal	5	00:45	00:00	0:45	Kickoff	JAX 25	8	49	0	49	2	LV 26	Field Goal
6	10:15	07:02	3:13	Kickoff	LV 18	5	22	0	22	1	LV 40	Punt	6	15:00	10:15	4:45	Kickoff	LV 45	9	55	-10	45	4	LV 7	TD
7	14:56	09:56	5:00	Kickoff	LV 18	9	37	0	37	3	JAX 45	Punt	7	07:02	14:56	7:06	Punt	JAX 18	12	82	0	82	5	LV 5	TD
8	07:28	06:19	1:09	Punt	LV 27	3	3	-5	-2	0	LV 25	Punt	8	09:56	07:28	2:28	Punt	JAX 9	5	21	0	21	1	JAX 30	Punt
9	03:03	02:25	0:38	Missed FG	LV 31	4	8	0	8	0	LV 39	Downs	9	06:19	03:03	3:16	Punt	JAX 18	9	59	0	59	3	LV 23	Missed FG
10	01:03	00:08	0:55	Kickoff	LV 25	4	0	0	0	0	LV 18	Fumble	10	02:25	01:03	1:22	Downs	LV 39	4	9	0	9	0	LV 30	Field Goal
													11	00:08	00:00	0:08	Fumble	LV 14	1	-1	0	-1	0	LV 14	End Game

WEEK 10: RAIDERS 20, COLTS 25													NOVEMBER 13, 2022												
RAIDERS													COLTS												
#	RECD	LOST	POSS	OBTAINED	BEGAN	PLAYS	YDS	PEN	NET	1ST	ENDED	GIVEN UP	#	RECD	LOST	POSS	OBTAINED	BEGAN	PLAYS	YDS	PEN	NET	1ST	ENDED	GIVEN UP
1	15:00	13:44	1:16	Kickoff	LV 30	3	5	0	5	0	LV 35	Punt	1	13:44	12:14	1:30	Punt	IND 18	3	10	-5	5	0	IND 23	Punt
2	12:14	09:51	2:23	Punt	LV 36	3	-4	-15	-19	0	LV 17	Punt	2	09:51	03:17	6:34	Punt	IND 30	11	70	0	70	5	LV 1	TD
3	03:17	02:24	0:53	Kickoff	LV 25	3	4	0	4	0	LV 29	Punt	3	02:24	12:38	4:46	Punt	IND 20	10	55	-5	50	3	LV 30	Field Goal
4	12:38	08:00	4:38	Kickoff	LV 25	8	28	0	28	2	IND 44	Downs	4	08:00	06:38	1:22	Downs	IND 47	4	31	0	31	1	LV 42	Fumble
5	06:38	00:58	5:40	Fumble	LV 21	12	89	-10	79	5	IND 4	TD	5	00:58	00:00	0:58	Kickoff	IND 25	7	40	5	45	4	LV 30	Field Goal
6	09:02	01:51	7:11	Missed FG	LV 38	12	67	-5	62	6	IND 1	TD	6	15:00	09:02	5:58	Kickoff	IND 25	11	45	0	45	3	LV 30	Missed FG
7	01:01	13:59	2:02	Kickoff	LV 38	3	8	-5	3	0	LV 41	Punt	7	01:51	01:01	0:50	Kickoff	IND 30	2	70	0	70	1	IND 34	TD
8	12:32	11:36	0:56	Punt	IND 48	3	48	0	48	1	IND 48	TD	8	13:59	12:32	1:27	Punt	IND 5	3	3	0	3	0	IND 8	Punt
9	09:40	08:00	1:40	Punt	LV 25	3	-5	0	-5	0	LV 20	Punt	9	11:36	09:40	1:56	Kickoff	IND 25	4	11	4	15	1	IND 40	Punt
10	05:07	00:47	4:20	Kickoff	LV 25	14	69	-10	59	4	IND 16	Downs	10	08:00	05:07	2:53	Punt	IND 18	5	82	0	82	2	LV 35	TD
													11	00:47	00:00	0:47	Downs	IND 16	2	-2	0	-2	0	IND 15	End Game

WEEK 11: RAIDERS 22, BRONCOS 16													NOVEMBER 20, 2022												
RAIDERS													BRONCOS												
#	RECD	LOST	POSS	OBTAINED	BEGAN	PLAYS	YDS	PEN	NET	1ST	ENDED	GIVEN UP	#	RECD	LOST	POSS	OBTAINED	BEGAN	PLAYS	YDS	PEN	NET	1ST	ENDED	GIVEN UP
1	15:00	09:52	5:08	Kickoff	LV 26	8	46	-10	36	2	DEN 38	Punt	1	09:52	06:22	3:30	Punt	DEN 8	7	74	18	92	5	LV 1	TD
2	06:22	12:26	8:56	Kickoff	LV 15	13	62	-5	57	5	DEN 28	Missed FG	2	12:26	09:19	3:07	Missed FG	DEN 36	8	34	0	34	2	LV 30	Field Goal
3	09:19	05:36	3:43	Kickoff	LV 25	8	85	-10	75	4	DEN 31	TD	3	05:36	00:00	5:36	Kickoff	DEN 14	14	84	-5	79	4	LV 7	Missed FG
4	12:52	10:37	2:15	Punt	LV 47	5	20	0	20	1	DEN 33	Field Goal	4	15:00	12:52	2:08	Kickoff	DEN 13	3	-1	0	-1	0	DEN 12	Punt
5	07:44	04:35	3:09	Punt	LV 33	6	24	-15	9	1	LV 42	Punt	5	10:37	07:44	2:53	Kickoff	DEN 25	6	10	5	15	1	DEN 40	Punt
6	14:56	13:52	1:04	Kickoff	LV 25	3	2	0	2	0	LV 27	Punt	6	04:35	14:56	4:39	Punt	DEN 28	9	38	0	38	2	LV 34	Field Goal
7	12:02	07:06	4:56	Punt	LV 35	10	26	0	26	3	DEN 39	Field Goal	7	13:52	12:02	1:50	Punt	DEN 24	3	-6	0	-6	0	DEN 18	Punt
8	03:30	03:05	0:25	Kickoff	LV 25	3	4	0	4	0	LV 29	Punt	8	07:06	03:30	3:36	Kickoff	DEN 18	8	52	0	52	3	LV 30	Field Goal
9	01:43	00:16	1:27	Punt	LV 22	7	71	0	71	2	DEN 7	Field Goal	9	03:05	01:43	1:22	Punt	DEN 20	5	14	0	14	1	DEN 34	Punt
10	10:00	08:24	1:36	Kickoff	LV 33	3	67	0	67	2	DEN 35	TD	10	00:16	00:00	0:16	Kickoff	DEN 25	3	16	0	16	1	DEN 41	End Half

WEEK 12: RAIDERS 40, SEAHAWKS 34													NOVEMBER 27, 2022												
RAIDERS													SEAHAWKS												
#	RECD	LOST	POSS	OBTAINED	BEGAN	PLAYS	YDS	PEN	NET	1ST	ENDED	GIVEN UP	#	RECD	LOST	POSS	OBTAINED	BEGAN	PLAYS	YDS	PEN	NET	1ST	ENDED	GIVEN UP
1	15:00	14:45	0:15	Kickoff	LV 20	1	0	0	0	0	LV 20	Int	1	14:45	14:32	0:13	Int	LV 12	2	12	0	12	1	LV 12	TD
2	14:32	09:24	5:08	Kickoff	LV 25	11	75	0	75	4	SEA 18	TD	2	09:24	06:44	2:40	Kickoff	SEA 36	5	0	0	0	1	SEA 36	Punt
3	06:44	05:55	0:49	Punt	LV 24	2	2	0	2	0	LV 26	Int	3	05:55	04:23	1:32	Int	LV 35	5	29	0	29	1	LV 6	Field Goal
4	04:23	02:40	1:43	Kickoff	LV 24	3	0	0	0	0	LV 24	Punt	4	02:40	13:34	4:06	Punt	SEA 37	8	52	-5	47	2	LV 16	Field Goal
5	13:34	10:02	3:32	Kickoff	LV 39	6	61	0	61	3	SEA 36	TD	5	10:02	08:36	1:26	Kickoff	SEA 25	3	11	0	11	1	SEA 36	Int
6	08:36	08:29	0:07	Int	SEA 30	1	30	0	30	1	SEA 30	TD	6	08:29	05:21	3:08	Kickoff	SEA 25	7	75	0	75	4	LV 35	TD
7	05:21	00:10	5:11	Kickoff	LV 25	13	62	-5	57	4	SEA 18	Field Goal	7	00:10	00:00	0:10	Kickoff	SEA 25	1	-1	0	-1	0	SEA 25	End Half
8	11:46	05:03	6:43	Kickoff	LV 25	11	73	-5	68	4	SEA 7	Field Goal	8	15:00	11:46	3:14	Kickoff	SEA 25	7	75	0	75	4	LV 14	TD
9	03:12	00:44	2:28	Punt	LV 18	5	37	-5	32	1		Punt	9	05:03	03:12	1:51	Kickoff	SEA 25	3	3	0	3	0	SEA 28	Punt
10	11:50	08:55	2:55	Fumble	LV 27	6	20	0	20	1	LV 48	Downs	10	00:44	11:50	3:54	Punt	SEA 9	9	64	0	64	4	LV 23	Fumble
11	05:37	01:54	3:43	Kickoff	LV 25	10	80	-5	75	5	SEA 5	TD	11	08:55	05:37	3:18	Downs	LV 47	7	42	5	47	3	LV 18	TD
12	00:40	00:00	0:40	Punt	LV 9	2	13	0	13	1	LV 16	End Half	12	01:54	00:40	1:14	Kickoff	SEA 25	5	5	0	5	1	SEA 30	Punt
13	10:00	05:51	4:09	Kickoff	LV 25	8	37	0	37	2	SEA 38	Missed FG	13	05:51	04:32	1:19	Missed FG	SEA 46	3	5	0	5	0	LV 49	Punt
14	04:32	04:20	0:12	Punt	LV 14	1	86	0	86	1	LV 14	TD													

2022 REGULAR SEASON

DATE	OPPONENT	RAIDERS								OPPONENT							
		FIRST HALF				SECOND HALF				FIRST HALF				SECOND HALF			
		PLAYS	YDS	TIME	RESULT	PLAYS	YDS	TIME	RESULT	PLAYS	YDS	TIME	RESULT	PLAYS	YDS	TIME	RESULT
09/11	at Chargers	14	70	6:34	FG	5	75	2:21	TD	12	50	5:57	FG	11	73	5:57	TD
09/18	Cardinals	15	75	9:38	TD	3	8	1:37	Punt	6	19	4:01	Punt	4	17	1:53	Punt
09/25	at Titans	9	72	5:03	FG	14	61	8:03	FG	12	75	7:38	TD	3	-1	2:10	INT
10/02	Broncos	11	60	5:08	FG	6	6	2:24	Punt	4	10	2:46	Punt	5	12	3:22	Punt
10/10	at Chiefs	3	1	2:10	Punt	3	-12	2:21	Punt	3	-11	1:31	Punt	12	75	5:35	TD
10/23	Texans	11	44	5:06	FG	10	75	5:11	TD	9	54	5:14	Miss FG	8	67	4:01	FG
10/30	at Saints	3	-2	1:40	Punt	5	16	3:16	Punt	3	8	1:32	Punt	7	75	3:57	TD
11/06	at Jaguars	3	0	1:29	Punt	5	22	3:13	Punt	7	41	3:18	FUM	9	45	4:45	TD
11/13	Colts	3	5	1:16	Punt	12	62	7:11	TD	3	5	1:30	Punt	11	45	5:58	Miss FG
11/20	at Broncos	8	36	5:08	Punt	5	20	2:15	FG	7	92	3:30	TD	3	-1	2:08	Punt
11/27	at Seahawks	1	0	0:15	INT	11	68	6:43	FG	2	12	0:13	TD	7	75	3:14	TD

2022 REGULAR SEASON RAIDERS ADVANCES

DATE	OPPONENT	RUSHES	COMPLETIONS	ADVANCES	OUTCOME
09/11	at L.A. Chargers	13	22	35	L 24-19
09/18	Arizona	21	25	46	L 29-23 OT
09/25	at Tennessee	19	27	46	L 24-22
10/02	Denver	38	21	59	W 32-23
10/10	at Kansas City	24	19	43	L 30-29
10/23	Houston	27	21	48	W 38-20
10/30	at New Orleans	13	23	36	L 24-0
11/06	at Jacksonville	19	21	40	L 27-20
11/13	Indianapolis	24	24	48	L 25-20
11/20	at Denver	24	23	47	W 22-16 OT
11/27	at Seattle	40	25	65	W 40-34 OT
12/04	L.A. Chargers	--	--	--	--
12/08	at L.A. Rams	--	--	--	--
12/18	New England	--	--	--	--
12/24	at Pittsburgh	--	--	--	--
01/01	San Francisco	--	--	--	--
01/08	Kansas City	--	--	--	--
TOTALS		262	251	513	

2022 REGULAR SEASON OPPONENT ADVANCES

DATE	OPPONENT	RUSHES	COMPLETIONS	ADVANCES	OUTCOME
09/11	at L.A. Chargers	31	26	57	L 24-19
09/18	Arizona	28	31	59	L 29-23 OT
09/25	at Tennessee	27	19	46	L 24-22
10/02	Denver	20	17	37	W 32-23
10/10	at Kansas City	23	29	52	L 30-29
10/23	Houston	23	28	51	W 38-20
10/30	at New Orleans	32	23	55	L 24-0
11/06	at Jacksonville	37	25	62	L 27-20
11/13	Indianapolis	30	21	51	L 25-20
11/20	at Denver	28	24	52	W 22-16 OT
11/27	at Seattle	23	27	50	W 40-34 OT
12/04	L.A. Chargers	--	--	--	--
12/08	at L.A. Rams	--	--	--	--
12/18	New England	--	--	--	--
12/24	at Pittsburgh	--	--	--	--
01/01	San Francisco	--	--	--	--
01/08	Kansas City	--	--	--	--
TOTALS		302	270	572	

RAIDERS RECORD WHEN:

Having 45 or more advances	4 - 3
Having 50 or more advances	2 - 0
Having less than 45 advances	0 - 4
Having less than 50 advances	2 - 7
Allowing 45 or more advances	3 - 7
Allowing 50 or more advances	3 - 6
Allowing less than 45 advances	1 - 0
Allowing less than 50 advances	1 - 1

NOTE: Advances equal to all rushing attempts plus completions.

THIRD DOWN EFFICIENCY TEAM/OPPONENTS

RAIDERS 2022 REGULAR SEASON THIRD DOWN EFFICIENCY

RAIDERS												
Date	Opponent	3rd & 1	3rd & 2	3rd & 3	3rd & 4	3rd & 5	3rd & 6	3rd & 7	3rd & 8	3rd & 9	3rd & 10+	Total
09/11	at L.A. Chargers	0/0	0/1	0/1	1/2	1/2	2/2	0/1	0/0	0/0	1/2	5/11
09/18	Arizona	1/1	0/0	1/1	0/0	0/1	1/1	0/1	0/0	0/1	3/5	6/11
09/25	at Tennessee	0/0	0/1	0/2	0/2	0/0	0/0	0/1	0/0	0/2	1/4	1/12
10/02	Denver	1/1	3/3	0/2	0/1	1/2	1/1	1/1	0/1	0/0	0/2	7/14
10/10	at Kansas City	1/2	0/0	0/0	1/1	1/1	2/2	0/1	0/1	0/0	0/4	5/12
10/23	Houston	1/1	0/0	0/0	2/2	0/1	0/1	1/1	0/0	0/0	0/3	4/9
10/30	at New Orleans	1/2	0/2	0/0	2/2	0/1	0/1	1/1	0/0	0/0	1/5	5/14
11/06	at Jacksonville	0/0	0/1	0/1	0/0	0/0	0/1	0/1	1/1	2/2	0/5	3/12
11/13	Indianapolis	1/1	1/2	0/0	1/1	0/1	0/1	0/2	1/3	0/0	1/2	5/13
11/20	at Denver	0/0	1/1	1/1	0/0	0/1	0/1	1/2	0/1	0/0	0/4	3/11
11/27	at Seattle	0/2	2/3	0/0	1/2	3/3	1/2	1/1	0/0	0/0	0/1	8/14
12/04	L.A. Chargers	--	--	--	--	--	--	--	--	--	--	--
12/08	at L.A. Rams	--	--	--	--	--	--	--	--	--	--	--
12/18	New England	--	--	--	--	--	--	--	--	--	--	--
12/24	at Pittsburgh	--	--	--	--	--	--	--	--	--	--	--
01/01	San Francisco	--	--	--	--	--	--	--	--	--	--	--
01/08	Kansas City	--	--	--	--	--	--	--	--	--	--	--
TOTALS		6 / 10	7 / 14	2 / 8	8 / 13	6 / 13	7 / 13	5 / 13	2 / 7	2 / 5	7 / 37	52 / 133
		60.0%	50.0%	25.0%	61.5%	46.2%	53.8%	38.5%	28.6%	40.0%	18.9%	39.1%
		3RD & 1-3: 15 / 32 = 46.9%			3RD & 4-6: 21 / 39 = 53.8%			3RD & 7-10+: 16 / 62 = 25.8%				

OPPONENT 2022 REGULAR SEASON THIRD DOWN EFFICIENCY

OPPONENT												
Date	Opponent	3rd & 1	3rd & 2	3rd & 3	3rd & 4	3rd & 5	3rd & 6	3rd & 7	3rd & 8	3rd & 9	3rd & 10+	Total
09/11	at L.A. Chargers	3/4	1/2	0/1	0/1	1/3	0/0	0/0	1/1	0/1	0/1	6/14
09/18	Arizona	1/3	0/1	0/1	0/2	1/2	1/1	0/0	0/0	0/1	0/2	3/13
09/25	at Tennessee	1/2	0/0	1/1	0/0	0/0	0/1	0/0	1/1	1/2	1/3	5/10
10/02	Denver	0/0	0/0	0/1	0/0	1/2	1/1	0/0	0/1	1/3	0/3	3/11
10/10	at Kansas City	1/1	1/1	0/1	1/2	0/0	0/0	0/0	2/3	0/0	2/4	7/12
10/23	Houston	3/4	1/2	1/1	1/1	0/0	0/1	1/1	0/0	2/5	0/0	9/15
10/30	at New Orleans	2/3	0/0	0/1	1/2	1/1	2/2	0/1	0/0	1/2	0/0	7/12
11/06	at Jacksonville	3/5	1/1	2/3	2/3	0/1	0/0	0/1	1/1	0/0	0/0	9/15
11/13	Indianapolis	1/2	1/1	1/2	2/2	0/2	0/0	0/0	0/0	0/1	1/1	6/11
11/20	at Denver	1/2	1/1	0/0	0/1	0/1	0/1	0/1	1/2	0/1	0/2	3/12
11/27	at Seattle	2/2	0/0	0/0	1/1	0/2	0/0	0/0	0/0	0/1	0/3	3/9
12/04	L.A. Chargers	--	--	--	--	--	--	--	--	--	--	--
12/08	at L.A. Rams	--	--	--	--	--	--	--	--	--	--	--
12/18	New England	--	--	--	--	--	--	--	--	--	--	--
12/24	at Pittsburgh	--	--	--	--	--	--	--	--	--	--	--
01/01	San Francisco	--	--	--	--	--	--	--	--	--	--	--
01/08	Kansas City	--	--	--	--	--	--	--	--	--	--	--
TOTALS		18 / 28	6 / 9	5 / 12	8 / 15	4 / 14	4 / 7	1 / 4	6 / 9	5 / 17	4 / 19	61 / 134
		64.3%	66.7%	41.7%	53.3%	28.6%	57.1%	25.0%	66.7%	29.4%	21.1%	45.5%
		3RD & 1-3: 29 / 49 = 59.2%			3RD & 4-6: 16 / 36 = 44.4%			3RD & 7-10+: 16 / 49 = 32.7%				

2022 REGULAR SEASON FOURTH DOWN EFFICIENCY

Date	Opponent	RAIDERS						OPPONENT						
		4th & 1	4th & 2	4th & 3	4th & 4	4th & 5+	Total	4th & 1	4th & 2	4th & 3	4th & 4	4th & 5+	Total	
09/11	at L.A. Chargers	0/0	0/0	0/0	1/1	0/1	1/2	0/1	0/0	0/0	0/0	0/0	0/0	0/1
09/18	Arizona	0/0	0/0	0/0	0/0	0/0	0/0	1/3	0/0	1/1	1/1	0/0	0/0	3/5
09/25	at Tennessee	1/1	0/0	0/0	0/0	2/2	3/3	0/0	0/0	0/0	0/1	0/0	0/0	0/1
10/02	Denver	0/0	0/0	0/0	0/0	0/0	0/0	1/1	0/0	0/0	0/0	0/1	1/2	
10/10	at Kansas City	1/2	0/0	0/0	0/0	0/0	1/2	0/0	0/0	0/0	0/0	0/0	0/0	
10/23	Houston	1/1	0/0	0/0	0/0	0/0	1/1	0/0	0/0	0/0	0/0	1/2	1/2	
10/30	at New Orleans	0/0	1/2	0/0	0/0	1/1	2/3	0/0	0/0	0/0	0/1	0/0	0/1	
11/06	at Jacksonville	0/0	0/1	0/0	1/1	0/1	1/3	0/0	0/0	0/0	0/0	0/0	0/0	
11/13	Indianapolis	1/1	0/1	0/0	0/0	0/1	1/3	0/0	0/0	0/0	0/0	0/0	0/0	
11/20	at Denver	0/0	0/0	0/0	0/0	0/0	0/0	0/0	0/0	0/0	0/0	0/0	0/0	
11/27	at Seattle	0/1	1/1	0/0	0/0	0/0	1/2	0/0	0/0	0/0	0/0	0/0	0/0	
12/04	L.A. Chargers	--	--	--	--	--	--	--	--	--	--	--	--	
12/08	at L.A. Rams	--	--	--	--	--	--	--	--	--	--	--	--	
12/18	New England	--	--	--	--	--	--	--	--	--	--	--	--	
12/24	at Pittsburgh	--	--	--	--	--	--	--	--	--	--	--	--	
01/01	San Francisco	--	--	--	--	--	--	--	--	--	--	--	--	
01/08	Kansas City	--	--	--	--	--	--	--	--	--	--	--	--	
TOTALS		4 / 6	2 / 5	0 / 0	2 / 2	3 / 6	11 / 19	2 / 5	0 / 0	1 / 1	1 / 3	1 / 3	5 / 12	
		66.7%	40.0%	0.0%	100.0%	50.0%	57.9%	40.0%	0.0%	100.0%	33.3%	33.3%	41.7%	

2022 REGULAR SEASON 100.0+ PASSER RATING

RAIDERS

PASSING GAMES

DATE	OPPONENT	PLAYER	ATT	CMP	YDS	CMP%	YDS/ATT	YDS/CMP	TD	TD%	INT	INT%	LONG	SACK/LOST	RATING
10/10	at Kansas City	Derek Carr	30	19	241	63.33%	8.03	12.68	2	6.67%	0	0.00%	58t	2/18	110.60
10/23	vs. Houston	Derek Carr	27	21	241	77.78%	8.93	11.48	1	3.70%	0	0.00%	27	1/5	116.20
11/20	at Denver	Derek Carr	37	23	307	62.16%	8.30	13.35	2	5.41%	0	0.00%	43	1/9	106.50

2022 OPPONENTS 100.0+ PASSER RATING

PASSING GAMES

DATE	OPPONENT	PLAYER	ATT	CMP	YDS	CMP%	YDS/ATT	YDS/CMP	TD	TD%	INT	INT%	LONG	SACK/LOST	RATING
09/11	at L.A. Chargers	Justin Herbert	34	26	279	76.47%	8.21	10.73	3	8.82%	0	0.00%	42	0/0	129.40
10/02	vs. Denver	Russell Wilson	25	17	237	68.00%	9.48	13.94	2	8.00%	0	0.00%	55	3/23	124.90
10/10	at Kansas City	Patrick Mahomes	43	29	292	67.44%	6.79	10.07	4	9.30%	0	0.00%	36	3/27	117.60
10/30	at New Orleans	Andy Dalton	30	22	229	73.33%	7.63	10.41	2	6.67%	0	0.00%	36t	0/0	117.20
11/06	at Jacksonville	Trevor Lawrence	31	25	235	80.65%	7.58	9.40	1	3.23%	0	0.00%	23	0/0	109.00
11/13	vs. Indianapolis	Matt Ryan	28	21	222	75.00%	7.93	10.57	1	3.57%	0	0.00%	35t	1/14	109.50
11/27	at Seattle	Geno Smith	37	27	328	72.97%	8.86	12.15	2	5.41%	1	2.70%	35t	3/21	106.60

*Need minimum of 20 attempts to qualify

COMPLETIONS BY DISTANCE

2022 REGULAR SEASON

DATE	OPPONENT	QUARTERBACK	LOSS	0-9	10-19	20-29	30-39	40-49	50+
09/11	at L.A. Chargers	Carr	--	8 (1)	9 (1)	3	1	1	--
09/18	Arizona	Carr	1	13 (2)	7	4	--	--	--
09/25	at Tennessee	Carr	3	14 (2)	4	2	1	2	--
		Hollins	--	1	--	--	--	--	--
10/02	Denver	Carr	1	13	6	1	--	--	--
10/10	at Kansas City	Carr	--	12	5	--	--	1 (1)	1 (1)
10/23	Houston	Carr	--	9	9	3 (1)	--	--	--
10/30	at New Orleans	Stidham	--	5	3	--	--	--	--
		Carr	2	8	5	--	--	--	--
11/06	at Jacksonville	Carr	--	9	8	2 (1)	2 (1)	--	--
11/13	Indianapolis	Carr	1	15 (1)	6	1	--	1 (1)	--
11/20	at Denver	Carr	--	13	3	3	2 (1)	2 (1)	--
11/27	at Seattle	Carr	--	15 (2)	6	3	1 (1)	--	--
12/04	L.A. Chargers	--	--	--	--	--	--	--	--
12/08	at L.A. Rams	--	--	--	--	--	--	--	--
12/18	New England	--	--	--	--	--	--	--	--
12/24	at Pittsburgh	--	--	--	--	--	--	--	--
01/01	San Francisco	--	--	--	--	--	--	--	--
01/08	Kansas City	--	--	--	--	--	--	--	--
PLAYER TOTALS		Carr	8	129 (8)	68 (1)	22 (2)	7 (3)	7 (3)	1 (1)
		Hollins	--	1	--	--	--	--	--
		Stidham	--	5	3	--	--	--	--
TEAM TOTALS			8	135 (8)	71 (1)	22 (2)	7 (3)	7 (3)	1 (1)

YARDS GAINED BY DOWN

RAIDERS 2022 REGULAR SEASON YARDS GAINED BY DOWN

		RAIDERS												OPPONENT											
		1ST DOWN			2ND DOWN			3RD DOWN			4TH DOWN			1ST DOWN			2ND DOWN			3RD DOWN			4TH DOWN		
Date	Opponent	Att	Yds	Avg	Att	Yds	Avg	Att	Yds	Avg	Att	Yds	Avg	Att	Yds	Avg	Att	Yds	Avg	Att	Yds	Avg	Att	Yds	Avg
09/11	at L.A. Chargers	27	198	7.3	16	46	2.9	11	74	6.7	2	2	1.0	26	148	5.7	24	153	6.4	14	54	3.9	1	0	0.0
09/18	Arizona	27	107	4.0	23	126	5.5	11	101	9.2	0	0	0.0	34	239	7.0	26	113	4.3	13	44	3.4	5	29	5.8
09/25	at Tennessee	30	220	7.3	20	101	5.1	12	14	1.2	3	61	20.3	26	119	4.6	18	159	8.8	10	83	8.3	1	0	0.0
10/02	Denver	34	202	5.9	26	129	5.0	14	54	3.9	0	0	0.0	20	103	5.2	15	128	8.5	11	66	6.0	2	2	1.0
10/10	at Kansas City	24	138	5.8	18	60	3.3	12	122	10.2	2	58	29.0	33	139	4.2	24	128	5.3	12	101	8.4	0	0	0.0
10/23	Houston	29	243	8.4	16	80	5.0	9	73	8.1	1	4	4.0	28	170	6.1	20	95	4.8	15	129	8.6	2	10	5.0
10/30	at New Orleans	21	25	1.2	18	77	4.3	14	65	4.6	2	19	9.5	27	176	6.5	23	108	4.7	12	83	6.9	1	0	0.0
11/06	at Jacksonville	24	148	6.2	18	106	5.9	12	49	4.1	3	18	6.0	30	173	5.8	23	129	5.6	15	101	6.7	0	0	0.0
11/13	Indianapolis	26	111	4.3	21	109	5.2	14	98	7.0	3	-1	-0.3	26	120	4.6	22	231	10.5	11	64	5.8	0	0	0.0
11/20	at Denver	28	197	7.0	23	152	6.6	11	62	5.6	0	0	0.0	28	134	4.8	21	144	6.9	13	42	3.2	0	0	0.0
11/27	at Seattle	35	299	8.5	26	188	7.2	14	82	5.9	2	7	3.5	31	160	5.2	23	169	7.3	9	43	4.8	0	0	0.0
12/04	L.A. Chargers	--	--	--	--	--	--	--	--	--	--	--	--	--	--	--	--	--	--	--	--	--	--	--	--
12/08	at L.A. Rams	--	--	--	--	--	--	--	--	--	--	--	--	--	--	--	--	--	--	--	--	--	--	--	--
12/18	New England	--	--	--	--	--	--	--	--	--	--	--	--	--	--	--	--	--	--	--	--	--	--	--	--
12/24	at Pittsburgh	--	--	--	--	--	--	--	--	--	--	--	--	--	--	--	--	--	--	--	--	--	--	--	--
01/01	San Francisco	--	--	--	--	--	--	--	--	--	--	--	--	--	--	--	--	--	--	--	--	--	--	--	--
01/08	Kansas City	--	--	--	--	--	--	--	--	--	--	--	--	--	--	--	--	--	--	--	--	--	--	--	--
TOTALS		305	1,888	6.2	225	1,174	5.2	134	794	5.9	18	168	9.3	309	1,681	5.4	239	1,557	6.5	135	810	6.0	12	41	3.4

BIG RETURNS: KICKOFF AND PUNT

DATE	OPPONENT	QTR	RETURN	RAIDERS PLAYER	YDS.	DOWN	RESULT
09/25	at Tennessee	2	Kickoff	Ameer Abdullah	23	TEN 13	Punt
10/02	Denver	1	Kickoff	Brandon Bolden	32	LV 35	Punt
10/23	Houston	2	Kickoff	DJ Turner	20	HOU 20	Field Goal
10/30	at New Orleans	2	Kickoff	DJ Turner	22	LV 27	Field Goal
		2	Kickoff	Ameer Abdullah	20	LV 45	Touchdown
11/13	Indianapolis	1	Kickoff	Ameer Abdullah	29	IND 18	Punt
		4	Kickoff	Ameer Abdullah	30	IND 5	Punt
		4	Kickoff	Ameer Abdullah	27	IND 16	End Game
11/20	at Denver	1	Kickoff	Ameer Abdullah	25	DEN 8	Touchdown
		0	Kickoff	Ameer Abdullah	28		
11/27	at Seattle	1	Kickoff	Ameer Abdullah	20	LV 12	Touchdown
		1	Kickoff	Ameer Abdullah	20	SEA 37	Field Goal
		2	Kickoff	Ameer Abdullah	33	LV 35	Interception
12/04	L.A. Chargers	--	--	--	--	--	--
12/08	at L.A. Rams	--	--	--	--	--	--
12/18	New England	--	--	--	--	--	--
12/24	at Pittsburgh	--	--	--	--	--	--
01/01	San Francisco	--	--	--	--	--	--
01/08	Kansas City	--	--	--	--	--	--

OPPONENT BIG RETURNS: KICKOFF AND PUNT

DATE	OPPONENT	QTR	RETURN	OPP. PLAYER	YDS.	DOWN	RESULT
09/18	Arizona	2	Kickoff	Eno Benjamin	22	LV 41	Touchdown
09/25	at Tennessee	2	Kickoff	Hassan Haskins	29	TEN 35	Punt
		2	Punt	Robert Woods	21	LV 49	Field Goal
10/02	Denver	1	Punt	Montrell Washington	30	LV 34	Touchdown
		2	Punt	Montrell Washington	20	DEN 48	Fumble
10/23	Houston	3	Kickoff	Tremon Smith	23	HOU 35	Touchdown
		1	Kickoff	Tremon Smith	25	50	End Game
11/06	at Jacksonville	3	Kickoff	Jamal Agnew	52	JAX 40	Punt
11/13	Indianapolis	3	Kickoff	Isaiah Rodgers Sr.	21	IND 35	Punt
11/27	at Seattle	1	Kickoff	DeeJay Dallas	26	LV 24	Interception
		3	Kickoff	DeeJay Dallas	26	SEA 35	Field Goal
12/04	L.A. Chargers	--	--	--	--	--	--
12/08	at L.A. Rams	--	--	--	--	--	--
12/18	New England	--	--	--	--	--	--
12/24	at Pittsburgh	--	--	--	--	--	--
01/01	San Francisco	--	--	--	--	--	--
01/08	Kansas City	--	--	--	--	--	--

TAKEAWAYS AND OPPONENT TAKEAWAYS

2022 REGULAR SEASON - DEFENSIVE TAKEAWAYS

DATE	OPPONENT	TAKEAWAY	QTR.	SCORE	YD-LINE	RESULT
09/11	at L.A. Chargers	None				
09/18	Arizona	A. Robertson INT (K. Murray)	2	17-0	LV-20	FG
09/25	at Tennessee	D. Harmon INT (R. Tannehill)	3	13-24	TEN-44	Punt
10/02	Denver	A. Robertson FR (D. Harmon FF)	2	16-10	LV-32	TD
10/10	at Kansas City	None				
10/23	Houston	D. Harmon INT (D. Mills)	4	38-20	LV-27	TD
10/30	at New Orleans	None				
11/06	at Jacksonville	M. Crosby FR (T. Lawrence fumble)	1	0-0	LV-29	TD
11/13	Indianapolis	J. Brown FR (A. Robertson FF)	2	0-10	LV-21	TD
11/20	at Denver	None				
11/27	at Seattle	D. Perryman INT (G. Smith) C. Jones FR (G. Smith fumble)	2 4	14-13 27-27	LV-46 LV-27	TD Downs
12/04	L.A. Chargers	--	--	--	--	--
12/08	at L.A. Rams	--	--	--	--	--
12/18	New England	--	--	--	--	--
12/24	at Pittsburgh	--	--	--	--	--
01/01	San Francisco	--	--	--	--	--
01/08	Kansas City	--	--	--	--	--

2022 REGULAR SEASON - OFFENSIVE GIVEAWAYS

DATE	OPPONENT	TAKEAWAY	QTR.	SCORE	YD-LINE	RESULT
09/11	at L.A. Chargers	D. Carr INT (D. Tranquill) D. Carr INT (A. Samuel Jr.: touchback) D. Carr INT (B. Callahan)	2 4 4	3-10 13-24 13-24	LAC-49 LAC-2 LAC-49	TD Punt Missed FG
09/18	Arizona	H. Renfrow fumble (I. Simmons FF; B. Murphy Jr. FR)	5	23-29	ARZ-41	TD
09/25	at Tennessee	D. Carr INT (K. Byard)	4	13-24	TEN-(-4)	Punt
10/02	Denver	None				
10/10	at Kansas City	None				
10/23	Houston	None				
10/30	at New Orleans	D. Carr INT (T. Mathieu)	2	0-10	LV-45	TD
11/06	at Jacksonville	F. Moreau fumble (T. Herndon FF; D. Lloyd FR)	4	20-27	LV-25	EOG
11/13	Indianapolis	None				
11/20	at Denver	None				
11/27	at Seattle	D. Carr INT (Q. Diggs) D. Carr INT (Q. Diggs)	1 1	0-0 7-7	LV-36 50	TD FG
12/04	L.A. Chargers	--	--	--	--	--
12/08	at L.A. Rams	--	--	--	--	--
12/18	New England	--	--	--	--	--
12/24	at Pittsburgh	--	--	--	--	--
01/01	San Francisco	--	--	--	--	--
01/08	Kansas City	--	--	--	--	--

2022 REGULAR SEASON - TURNOVERS

Offense:	9 Giveaways 30 Points (4 TD, 1 FG)	Ratio -1 (8 takes, 9 gives)
Defense:	8 Takeaways 37 Points (5 TD, 1 FG)	
Special Teams:	0 Giveaways 0 Points (0 TD, 0 FG)	Points Off Turnovers Ratio +7 (37 scored, 30 allowed)
	0 Takeaways 0 Points (0 TD, 0 FG)	

TURNOVER BREAKDOWN CHART - TEAM AND OPPONENT

DATE	OPPONENT	FORCED TURNOVERS			TURNOVERS CONVERTED					OUTCOME	
		FUM	INTS	TOTAL	TD	FG	PTS.	PTS. PCT.	TD PCT.	NET DIFF.	RESULT
09/11	Las Vegas	0	0	0	0	0	0	0.0	0.0	-3	24-19
	at L.A. Chargers	0	3	3	1	0	7	33.3	100.0	+3	L.A. Chargers
09/18	Las Vegas	0	1	1	0	1	3	100.0	0.0	0	29-23
	Arizona	1	0	1	1	0	6	100.0	100.0	0	Arizona
09/25	Las Vegas	0	1	1	0	0	0	0.0	0.0	0	24-22
	at Tennessee	0	1	1	0	0	0	0.0	0.0	0	Tennessee
10/02	Las Vegas	1	0	1	1	0	6	100.0	100.0	+1	32-23
	Denver	0	0	0	0	0	0	0.0	0.0	-1	Las Vegas
10/10	Las Vegas	0	0	0	0	0	0	0.0	0.0	0	30-29
	at Kansas City	0	0	0	0	0	0	0.0	0.0	0	Kansas City
10/23	Las Vegas	0	1	1	1	0	7	100.0	100.0	+1	38-20
	Houston	0	0	0	0	0	0	0.0	0.0	-1	Las Vegas
10/30	Las Vegas	0	0	0	0	0	0	0.0	0.0	-1	24-0
	at New Orleans	0	1	1	1	0	7	100.0	100.0	+1	New Orleans
11/06	Las Vegas	1	0	1	1	0	7	100.0	100.0	0	27-20
	at Jacksonville	1	0	1	0	0	0	0.0	0.0	0	Jacksonville
11/13	Las Vegas	1	0	1	1	0	7	100.0	100.0	+1	25-20
	Indianapolis	0	0	0	0	0	0	0.0	0.0	-1	Indianapolis
11/20	Las Vegas	0	0	0	0	0	0	0.0	0.0	0	22-16
	at Denver	0	0	0	0	0	0	0.0	0.0	0	Las Vegas
11/27	Las Vegas	1	1	2	1	0	7	50.0	100.0	0	40-34
	at Seattle	0	2	2	1	1	10	100.0	50.0	0	Las Vegas
12/04	L.A. Chargers	--	--	--	--	--	--	--	--	--	--
12/08	at L.A. Rams	--	--	--	--	--	--	--	--	--	--
12/18	New England	--	--	--	--	--	--	--	--	--	--
12/24	at Pittsburgh	--	--	--	--	--	--	--	--	--	--
01/01	San Francisco	--	--	--	--	--	--	--	--	--	--
01/08	Kansas City	--	--	--	--	--	--	--	--	--	--
	RAIDERS	4	4	8	5	1	37	75.0	83.3	-1	4-7
	OPPONENTS	2	7	9	4	1	30	55.6	80.0	+1	7-4

RAIDERS 2022 REGULAR SEASON INSIDE 20 EFFICIENCY

RAIDERS																		
Date	Opponent	Pos	TD	PAT	2-Pt.	Miss PAT	FG	FGA	Blk/MFG	INT	Fum	Dwns	Drive Ends			TD%	Score	
													Half	Game	Pts		Pct.	Pts/Poss
09/11	at L.A. Chargers	3	2	1	0	0	1	1	0	0	0	0	0	0	16	66.7	100.0	5.3
09/18	Arizona	4	2	2	0	0	2	2	0	0	0	0	0	0	20	50.0	100.0	5.0
09/25	at Tennessee	6	2	1	0	0	3	3	0	1	0	0	0	0	22	33.3	83.3	3.7
10/02	Denver	5	2	2	0	0	3	3	0	0	0	0	0	0	23	40.0	100.0	4.6
10/10	at Kansas City	1	1	1	0	0	0	0	0	0	0	0	0	0	7	100.0	100.0	7.0
10/23	Houston	3	3	3	0	0	0	0	0	0	0	0	0	0	21	100.0	100.0	7.0
10/30	at New Orleans	1	0	0	0	0	0	0	0	0	0	0	0	1	0	0.0	0.0	0.0
11/06	at Jacksonville	1	0	0	0	0	1	1	0	0	0	0	0	0	3	0.0	100.0	3.0
11/13	Indianapolis	3	2	2	0	0	0	0	0	0	0	1	0	0	14	66.7	66.7	4.7
11/20	at Denver	1	0	0	0	0	1	1	0	0	0	0	0	0	3	0.0	100.0	3.0
11/27	at Seattle	4	2	2	0	0	2	2	0	0	0	0	0	0	20	50.0	100.0	5.0
12/04	L.A. Chargers	--	--	--	--	--	--	--	--	--	--	--	--	--	--	--	--	--
12/08	at L.A. Rams	--	--	--	--	--	--	--	--	--	--	--	--	--	--	--	--	--
12/18	New England	--	--	--	--	--	--	--	--	--	--	--	--	--	--	--	--	--
12/24	at Pittsburgh	--	--	--	--	--	--	--	--	--	--	--	--	--	--	--	--	--
01/01	San Francisco	--	--	--	--	--	--	--	--	--	--	--	--	--	--	--	--	--
01/08	Kansas City	--	--	--	--	--	--	--	--	--	--	--	--	--	--	--	--	--
TOTALS		32	16	14	0	0	13	13	0	1	0	1	0	1	149	50.0	90.6	4.7

OPPONENT 2022 REGULAR SEASON INSIDE 20 EFFICIENCY

OPPONENT																		
Date	Opponent	Pos	TD	PAT	2-Pt.	Miss PAT	FG	FGA	Blk/MFG	INT	Fum	Dwns	Drive Ends			TD%	Score	
													Half	Game	Pts		Pct.	Pts/Poss
09/11	at L.A. Chargers	3	2	2	0	0	0	0	0	0	0	0	0	1	14	66.7	66.7	4.7
09/18	Arizona	4	3	1	2	0	0	0	0	0	0	1	0	0	23	75.0	75.0	5.8
09/25	at Tennessee	3	3	3	0	0	0	0	0	0	0	0	0	0	21	100.0	100.0	7.0
10/02	Denver	3	2	2	0	0	1	1	0	0	0	0	0	0	17	66.7	100.0	5.7
10/10	at Kansas City	4	4	3	0	0	0	0	0	0	0	0	0	0	27	100.0	100.0	6.8
10/23	Houston	3	1	1	0	0	1	1	0	0	0	1	0	0	10	33.3	66.7	3.3
10/30	at New Orleans	3	2	2	0	0	1	1	0	0	0	0	0	0	17	66.7	100.0	5.7
11/06	at Jacksonville	4	3	3	0	0	0	0	0	0	0	0	0	1	21	75.0	75.0	5.3
11/13	Indianapolis	2	1	1	0	0	0	1	1	0	0	0	0	0	7	50.0	50.0	3.5
11/20	at Denver	2	1	1	0	0	0	1	1	0	0	0	0	0	7	50.0	50.0	3.5
11/27	at Seattle	5	3	3	0	0	2	2	0	0	0	0	0	0	27	60.0	100.0	5.4
12/04	L.A. Chargers	--	--	--	--	--	--	--	--	--	--	--	--	--	--	--	--	--
12/08	at L.A. Rams	--	--	--	--	--	--	--	--	--	--	--	--	--	--	--	--	--
12/18	New England	--	--	--	--	--	--	--	--	--	--	--	--	--	--	--	--	--
12/24	at Pittsburgh	--	--	--	--	--	--	--	--	--	--	--	--	--	--	--	--	--
01/01	San Francisco	--	--	--	--	--	--	--	--	--	--	--	--	--	--	--	--	--
01/08	Kansas City	--	--	--	--	--	--	--	--	--	--	--	--	--	--	--	--	--
TOTALS		36	25	22	2	0	5	7	2	0	0	2	0	2	191	69.4	83.3	5.3

RAIDERS

<u>Date/Opp.</u>	<u>Quarter</u>	<u>Score</u>	<u>Kicker</u>	<u>Recovered by</u>	<u>Yard line recovered at</u>
9/11 at LAC	----	----	----	----	----
9/18 vs. Ari.	----	----	----	----	----
9/25 at Ten.	4th	24-22, TEN	D. Carlson	A. Hooper	LV 42
10/2 vs. Den.	2nd	10-7, LV	D. Carlson	A. Singleton	LV 48
10/10 at KC	----	----	----	----	----
10/23 vs. Hou.	----	----	----	----	----
10/30 at NO	----	----	----	----	----
11/6 at JAX	----	----	----	----	----
11/13 vs. Ind.	----	----	----	----	----
11/20 at Den.	----	----	----	----	----
11/27 at Sea.	----	----	----	----	----
12/4 vs. LAC	----	----	----	----	----
12/8 at LAR	----	----	----	----	----
12/18 vs. NE	----	----	----	----	----
12/24 at Pit.	----	----	----	----	----
1/1 vs. SF	----	----	----	----	----
TBD vs KC	----	----	----	----	----

OPPONENTS

<u>Date/Opp.</u>	<u>Quarter</u>	<u>Score</u>	<u>Kicker</u>	<u>Recovered by</u>	<u>Yard line recovered at</u>
9/11 at LAC	----	----	----	----	----
9/18 vs. Ari.	----	----	----	----	----
9/25 at Ten.	----	----	----	----	----
10/2 vs. Den.	----	----	----	----	----
10/10 at KC	----	----	----	----	----
10/23 vs. Hou.	----	----	----	----	----
10/30 at NO	----	----	----	----	----
11/6 at JAX	----	----	----	----	----
11/13 vs. Ind.	----	----	----	----	----
11/20 at Den.	----	----	----	----	----
11/27 at Sea.	----	----	----	----	----
12/4 vs. LAC	----	----	----	----	----
12/8 at LAR	----	----	----	----	----
12/18 vs. NE	----	----	----	----	----
12/24 at Pit.	----	----	----	----	----
1/1 vs. SF	----	----	----	----	----
TBD vs KC	----	----	----	----	----

RAIDERS

DATE	OPPONENT	QUARTER	SCORE	TYPE	BLOCKED BY	RECOVERED BY
09/11	at L.A. Chargers	--	--	--	--	--
09/18	Arizona	--	--	--	--	--
09/25	at Tennessee	--	--	--	--	--
10/02	Denver	--	--	--	--	--
10/10	at Kansas City	--	--	--	--	--
10/23	Houston	--	--	--	--	--
10/30	at New Orleans	--	--	--	--	--
11/06	at Jacksonville	--	--	--	--	--
11/13	Indianapolis	--	--	--	--	--
11/20	at Denver	2	10-7, LV	FG	Maxx Crosby	
		(:02) B.McManus 25 yard field goal is BLOCKED (M.Crosby), Center-J.Bobenmoyer, Holder-C.Waitman.				
11/27	at Seattle	--	--	--	--	--
12/04	L.A. Chargers	--	--	--	--	--
12/08	at L.A. Rams	--	--	--	--	--
12/18	New England	--	--	--	--	--
12/24	at Pittsburgh	--	--	--	--	--
01/01	San Francisco	--	--	--	--	--
01/08	Kansas City	--	--	--	--	--

OPPONENTS

DATE	OPPONENT	QUARTER	SCORE	TYPE	BLOCKED BY	RECOVERED BY
09/11	at L.A. Chargers	--	--	--	--	--
09/18	Arizona	--	--	--	--	--
09/25	at Tennessee	--	--	--	--	--
10/02	Denver	--	--	--	--	--
10/10	at Kansas City	--	--	--	--	--
10/23	Houston	--	--	--	--	--
10/30	at New Orleans	--	--	--	--	--
11/06	at Jacksonville	--	--	--	--	--
11/13	Indianapolis	--	--	--	--	--
11/20	at Denver	--	--	--	--	--
11/27	at Seattle	--	--	--	--	--
12/04	L.A. Chargers	--	--	--	--	--
12/08	at L.A. Rams	--	--	--	--	--
12/18	New England	--	--	--	--	--
12/24	at Pittsburgh	--	--	--	--	--
01/01	San Francisco	--	--	--	--	--
01/08	Kansas City	--	--	--	--	--

TWO-POINT CONVERSIONS

RAIDERS

DATE	OPPONENT	QUARTER	SCORE BEFORE TRY	RESULT	PLAY
09/11	at L.A. Chargers	4	24-19, LAC	Failed	Derek Carr pass to Hunter Renfrow
					(Pass formation) TWO-POINT CONVERSION ATTEMPT. D.Carr pass to H.Renfrow is incomplete. ATTEMPT FAILS.
09/18	Arizona	--	--	--	--
09/25	at Tennessee	4	24-22, TEN	Failed	Derek Carr pass to Darren Waller
					(Pass formation) TWO-POINT CONVERSION ATTEMPT. D.Carr pass to D.Waller is incomplete. ATTEMPT FAILS.
10/02	Denver	--	--	--	--
10/10	at Kansas City	4	30-29, KC	Failed	Josh Jacobs rushing
					TWO-POINT CONVERSION ATTEMPT. J.Jacobs rushes up the middle. ATTEMPT FAILS.
10/23	Houston	--	--	--	--
10/30	at New Orleans	--	--	--	--
11/06	at Jacksonville	--	--	--	--
11/13	Indianapolis	4	20-19, IND	Failed	Derek Carr pass to Davante Adams
					TWO-POINT CONVERSION ATTEMPT. D.Carr pass to D.Adams is incomplete. ATTEMPT FAILS.
11/20	at Denver	--	--	--	--
11/27	at Seattle	--	--	--	--
12/04	L.A. Chargers	--	--	--	--
12/08	at L.A. Rams	--	--	--	--
12/18	New England	--	--	--	--
12/24	at Pittsburgh	--	--	--	--
01/01	San Francisco	--	--	--	--
01/08	Kansas City	--	--	--	--

OPPONENTS

DATE	OPPONENT	QUARTER	SCORE BEFORE TRY	RESULT	PLAY
09/11	at L.A. Chargers	--	--	--	--
		4	23-15, ARI	Converted	Kyler Murray rushing
					TWO-POINT CONVERSION ATTEMPT. K.Murray rushes left end. ATTEMPT SUCCEEDS.
09/18	Arizona	4	23-23, ARI	Converted	Kyler Murray pass to A.J. Green
					(Pass formation) TWO-POINT CONVERSION ATTEMPT. K.Murray pass to A.Green is complete. ATTEMPT SUCCEEDS. The Replay Official reviewed the pass completion ruling, and the play was Upheld. The ruling on the field stands.
09/25	at Tennessee	--	--	--	--
10/02	Denver	--	--	--	--
10/10	at Kansas City	4	30-23, KC	Failed	Patrick Mahomes pass to JuJu Smith-Schuster
					TWO-POINT CONVERSION ATTEMPT. P.Mahomes pass to J.Smith-Schuster is incomplete. ATTEMPT FAILS.
10/23	Houston	--	--	--	--
10/30	at New Orleans	--	--	--	--
11/06	at Jacksonville	--	--	--	--
11/13	Indianapolis	3	19-14, IND	Failed	Matt Ryan pass to Jonathan Taylor
					TWO-POINT CONVERSION ATTEMPT. M.Ryan pass to J.Taylor is incomplete. ATTEMPT FAILS.
		4	25-20, IND	Failed	Matt Ryan pass to Jonathan Taylor
					TWO-POINT CONVERSION ATTEMPT. M.Ryan pass to J.Taylor is complete. ATTEMPT FAILS.
11/20	at Denver	--	--	--	--
11/27	at Seattle	--	--	--	--
12/04	L.A. Chargers	--	--	--	--
12/08	at L.A. Rams	--	--	--	--
12/18	New England	--	--	--	--
12/24	at Pittsburgh	--	--	--	--
01/01	San Francisco	--	--	--	--
01/08	Kansas City	--	--	--	--

SCORING BREAKDOWN

RAIDERS

DATE	OPPONENT	FIRST QUARTER	SECOND QUARTER	FIRST HALF	THIRD QUARTER	FOURTH QUARTER	SECOND HALF	OVERTIME	TOTAL
09/11	at L.A. Chargers	3	0	3	10	6	16	--	19
09/18	Arizona	7	13	20	3	0	3	0	23
09/25	at Tennessee	3	7	10	3	9	12	--	22
10/02	Denver	3	16	19	3	10	13	--	32
10/10	at Kansas City	7	13	20	0	9	9	--	29
10/23	Houston	3	7	10	7	21	28	--	38
10/30	at New Orleans	0	0	0	0	0	0	--	0
11/06	at Jacksonville	7	13	20	0	0	0	--	20
11/13	Indianapolis	0	7	7	7	6	13	--	20
11/20	at Denver	0	7	7	3	6	9	6	22
11/27	at Seattle	7	17	24	3	7	10	6	40
12/04	L.A. Chargers	--	--	--	--	--	--	--	--
12/08	at L.A. Rams	--	--	--	--	--	--	--	--
12/18	New England	--	--	--	--	--	--	--	--
12/24	at Pittsburgh	--	--	--	--	--	--	--	--
01/01	San Francisco	--	--	--	--	--	--	--	--
01/08	Kansas City	--	--	--	--	--	--	--	--
TOTALS		40	100	140	39	74	113	12	265

OPPONENTS

DATE	OPPONENT	FIRST QUARTER	SECOND QUARTER	FIRST HALF	THIRD QUARTER	FOURTH QUARTER	SECOND HALF	OVERTIME	TOTAL
09/11	at L.A. Chargers	3	14	17	7	0	7	--	24
09/18	Arizona	0	0	0	7	16	23	6	29
09/25	at Tennessee	7	17	24	0	0	0	--	24
10/02	Denver	7	9	16	0	7	7	--	23
10/10	at Kansas City	0	10	10	14	6	20	--	30
10/23	Houston	0	10	10	10	0	10	--	20
10/30	at New Orleans	7	10	17	7	0	7	--	24
11/06	at Jacksonville	0	10	10	7	10	17	--	27
11/13	Indianapolis	7	6	13	6	6	12	--	25
11/20	at Denver	7	3	10	0	6	6	0	16
11/27	at Seattle	10	10	20	7	7	14	0	34
12/04	L.A. Chargers	--	--	--	--	--	--	--	--
12/08	at L.A. Rams	--	--	--	--	--	--	--	--
12/18	New England	--	--	--	--	--	--	--	--
12/24	at Pittsburgh	--	--	--	--	--	--	--	--
01/01	San Francisco	--	--	--	--	--	--	--	--
01/08	Kansas City	--	--	--	--	--	--	--	--
TOTALS		48	99	147	65	58	123	6	276

GOAL TO GO SITUATIONS

DATE	OPPONENT	OFFENSE	DEFENSE
09/11	at L.A. Chargers	Field Goal - 23 yards TD - Pass	TD - Pass
09/18	Arizona	TD - Pass TD - Pass Field Goal - 25 yards	TD - Pass TD - Run TD - Run
09/25	at Tennessee	TD - Pass TD - Pass	TD - Run TD - Run
10/02	Denver	Field Goal - 22 yards TD - Run	TD - Pass TD - Run
10/10	at Kansas City	TD - Run	TD - Pass TD - Pass TD - Pass TD - Pass
10/23	Houston	TD - Run TD - Run	NONE
10/30	at New Orleans	End of Game	TD - Run
11/06	at Jacksonville	NONE	TD - Run TD - Pass
11/13	Indianapolis	TD - Run	TD - Run
11/20	at Denver	Field Goal - 25 yards	TD - Run
11/27	at Seattle	TD - Pass	NONE
12/04	L.A. Chargers	--	--
12/08	at L.A. Rams	--	--
12/18	New England	--	--
12/24	at Pittsburgh	--	--
01/01	San Francisco	--	--
01/08	Kansas City	--	--

OFFENSE DEFENSE

Goal-To-Go Situations	16	17
Scores	15	17
Touchdowns	11	17
Field Goals	4	0
Total Points	87	120
Fumbles	0	0
Interceptions	0	0
Missed Field Goals	0	0
Missed Field Goals (G2G)	0	0
Lost on Downs	0	0
End of Half/Game	1	0
Goal-to-Go Percentage	68.8	100.0

GOAL TO GO SITUATIONS - DETAILED

RAIDERS 2022 REGULAR SEASON GOAL-TO-GO

RAIDERS																		
Date	Opponent	Pos	TD	PAT	2-Pt.	Miss PAT	FG	FGA	Blk/MFG	INT	Fum	Dwns	Drive Ends			TD%	Score	
													Half	Game	Pts		Pct.	Pts/Poss
09/11	at L.A. Chargers	2	1	0	0	0	1	1	0	0	0	0	0	0	9	50.0	100.0	4.5
09/18	Arizona	3	2	2	0	0	1	1	0	0	0	0	0	0	17	66.7	100.0	5.7
09/25	at Tennessee	2	2	1	0	0	0	0	0	0	0	0	0	0	13	100.0	100.0	6.5
10/02	Denver	2	1	1	0	0	1	1	0	0	0	0	0	0	10	50.0	100.0	5.0
10/10	at Kansas City	1	1	1	0	0	0	0	0	0	0	0	0	0	7	100.0	100.0	7.0
10/23	Houston	2	2	2	0	0	0	0	0	0	0	0	0	0	14	100.0	100.0	7.0
10/30	at New Orleans	1	0	0	0	0	0	0	0	0	0	0	0	1	0	0.0	0.0	0.0
11/06	at Jacksonville	0	0	0	0	0	0	0	0	0	0	0	0	0	0	0.0	0.0	0.0
11/13	Indianapolis	1	1	1	0	0	0	0	0	0	0	0	0	0	7	100.0	100.0	7.0
11/20	at Denver	1	0	0	0	0	1	1	0	0	0	0	0	0	3	0.0	100.0	3.0
11/27	at Seattle	1	1	1	0	0	0	0	0	0	0	0	0	0	7	100.0	100.0	7.0
12/04	L.A. Chargers	--	--	--	--	--	--	--	--	--	--	--	--	--	--	--	--	--
12/08	at L.A. Rams	--	--	--	--	--	--	--	--	--	--	--	--	--	--	--	--	--
12/18	New England	--	--	--	--	--	--	--	--	--	--	--	--	--	--	--	--	--
12/24	at Pittsburgh	--	--	--	--	--	--	--	--	--	--	--	--	--	--	--	--	--
01/01	San Francisco	--	--	--	--	--	--	--	--	--	--	--	--	--	--	--	--	--
01/08	Kansas City	--	--	--	--	--	--	--	--	--	--	--	--	--	--	--	--	--
TOTALS		16	11	9	0	0	4	4	0	0	0	0	0	1	87	68.8	93.8	5.4

OPPONENT 2022 REGULAR SEASON GOAL-TO-GO

OPPONENT																		
Date	Opponent	Pos	TD	PAT	2-Pt.	Miss PAT	FG	FGA	Blk/MFG	INT	Fum	Dwns	Drive Ends			TD%	Score	
													Half	Game	Pts		Pct.	Pts/Poss
09/11	at L.A. Chargers	1	1	1	0	0	0	0	0	0	0	0	0	0	7	100.0	100.0	7.0
09/18	Arizona	3	3	1	2	0	0	0	0	0	0	0	0	0	23	100.0	100.0	7.7
09/25	at Tennessee	2	2	2	0	0	0	0	0	0	0	0	0	0	14	100.0	100.0	7.0
10/02	Denver	2	2	2	0	0	0	0	0	0	0	0	0	0	14	100.0	100.0	7.0
10/10	at Kansas City	4	4	3	0	0	0	0	0	0	0	0	0	0	27	100.0	100.0	6.8
10/23	Houston	0	0	0	0	0	0	0	0	0	0	0	0	0	0	0.0	0.0	0.0
10/30	at New Orleans	1	1	1	0	0	0	0	0	0	0	0	0	0	7	100.0	100.0	7.0
11/06	at Jacksonville	2	2	2	0	0	0	0	0	0	0	0	0	0	14	100.0	100.0	7.0
11/13	Indianapolis	1	1	1	0	0	0	0	0	0	0	0	0	0	7	100.0	100.0	7.0
11/20	at Denver	1	1	1	0	0	0	0	0	0	0	0	0	0	7	100.0	100.0	7.0
11/27	at Seattle	0	0	0	0	0	0	0	0	0	0	0	0	0	0	0.0	0.0	0.0
12/04	L.A. Chargers	--	--	--	--	--	--	--	--	--	--	--	--	--	--	--	--	--
12/08	at L.A. Rams	--	--	--	--	--	--	--	--	--	--	--	--	--	--	--	--	--
12/18	New England	--	--	--	--	--	--	--	--	--	--	--	--	--	--	--	--	--
12/24	at Pittsburgh	--	--	--	--	--	--	--	--	--	--	--	--	--	--	--	--	--
01/01	San Francisco	--	--	--	--	--	--	--	--	--	--	--	--	--	--	--	--	--
01/08	Kansas City	--	--	--	--	--	--	--	--	--	--	--	--	--	--	--	--	--
TOTALS		17	17	14	2	0	0	0	0	0	0	0	0	0	120	100.0	100.0	7.1

RAIDERS

<u>Date/Opp.</u>	<u>Quarter</u>	<u>Score</u>	<u>Initial Ruling</u>	<u>Final Ruling</u>
11/13 vs. IND	1	0-0	M.Ryan pass short middle to A.Pierce for 8 yards (R.Ya-Sin)	Reversed

OPPONENTS

<u>Date/Opp.</u>	<u>Quarter</u>	<u>Score</u>	<u>Initial Ruling</u>	<u>Final Ruling</u>
10/30 at NO	2	17-0	Incomplete pass to D.Adams	Upheld
11/13 vs. IND	1	7-0	D.Carr pass short left to M.Hollins for 11 yards (K.Moore)	Reversed

REPLAY OFFICIAL

<u>Date/Opp.</u>	<u>Quarter</u>	<u>Score</u>	<u>Initial Ruling</u>	<u>Final Ruling</u>
9/11 at LAC	4	24-13	D.Carr pass deep left intended for D.Adams INTERCEPTED by A.Samuel at LAC 2. Touchback.	Reversed (TB)
9/18 vs. ARZ	4	23-7	K.Murray pass deep left to M.Brown for 25 yards, TOUCHDOWN.	Reversed
9/18 vs. ARZ	4	23-15	K.Murray pass short right to A.Green to LV 1 for 5 yards (R.Ya-Sin).	Reversed
9/18 vs. ARZ	4	23-21	TWO-POINT CONVERSION ATTEMPT.	Upheld
9/18 vs. ARZ	4	23-23	K.Murray pass to A.Green is complete. ATTEMPT SUCCEEDS. D.Carr pass short left to H.Renfrow to ARZ 38 for 1 yard (I.Simmons). FUMBLES (I.Simmons), touched at ARZ 39, RECOVERED by ARZ-B.Murphy at ARZ 41. B.Murphy for 59 yards, TOUCHDOWN.	Upheld
9/25 at TEN	3	24-14	A.Cole punts 41 yards to end zone, Center-T.Sieg, Touchback.	Reversed (TB)
10/10 at KC	2	17-0	P.Mahomes pass short right to C.Edwards-Helaire for 7 yards, TOUCHDOWN	Reversed
10/10 at KC	4	29-30	D.Carr pass short right to D.Adams ran ob at KC 39 for 15 yards	Reversed
11/20 at DEN	1	0-0	R.Wilson pass short right to K.Hinton for 33 yards, TOUCHDOWN	Reversed
11/27 at SEA	1	7-7	G.Smith pass short right intended for D.Metcalf INTERCEPTED by D.Harmon	Reversed
11/27 at SEA	4	34-34	G.Smith pass short left to D.Metcalf ran ob at SEA 47 for 12 yards	Reversed

RAIDERS 2022 REGULAR SEASON RECORD WHEN...

CATEGORY	2022 SEASON		CATEGORY	2022 SEASON	
	W-L			W-L	
RAIDERS AT ALLEGIANT STADIUM	2-2		IN SEPTEMBER	0-3	
RAIDERS ON THE ROAD	2-5		IN OCTOBER	2-2	
RAIDERS ON GRASS	3-5		IN NOVEMBER	2-2	
RAIDERS ON ARTIFICIAL TURF	1-2		IN DECEMBER	0-0	
RAIDERS IN DOMES	0-0		IN JANUARY	0-0	
RAIDERS IN RETRACTABLE ROOF STADIUMS	0-0				
RAIDERS OUTDOORS	0-0		ON SUNDAY NIGHT	0-0	
RAIDERS INDOORS	0-0		ON THURSDAY NIGHT	0-0	
ALLEGIANT STADIUM ROOF OPEN	0-0		ON MONDAY NIGHT	0-0	
ALLEGIANT STADIUM ROOF CLOSED	0-0		ON SATURDAY	0-0	
RAIDERS SCORE FIRST	2-3		DAY GAMES	4-7	
OPPONENT SCORES FIRST	2-4		KICKOFF AT 12:00 PST	0-0	
RAIDERS SCORE ON FIRST POSSESSION	2-3		KICKOFF AT 3:00/3:05/3:15/3:35 PST	0-0	
RAIDERS SCORE 20 OR MORE POINTS	4-5		NIGHT GAMES	0-0	
RAIDERS SCORE 19 OR LESS POINTS	0-2				
RAIDERS ALLOW 20 OR MORE	3-7		VS. AFC WEST OVERALL	2-2	
RAIDERS ALLOW 19 OR LESS POINTS	1-0		VS. AFC WEST AT HOME	1-0	
			VS. AFC WEST ON THE ROAD	1-2	
RAIDERS LEAD AFTER 1ST QUARTER	1-3		VS. AFC	3-5	
RAIDERS TRAIL AFTER 1ST QUARTER	3-3		VS. AFC EAST	0-0	
SCORE TIED AFTER 1ST QUARTER	0-1		VS. AFC SOUTH	1-3	
RAIDERS LEAD AT HALFTIME	2-3		VS. AFC NORTH	0-0	
RAIDERS TRAIL AT HALFTIME	1-4				
SCORE TIED AT HALFTIME	1-0		VS. NFC	1-2	
RAIDERS LEAD AFTER 3RD QUARTER	1-2		VS. NFC EAST	0-0	
RAIDERS TRAIL AFTER 3RD QUARTER	1-5		VS. NFC SOUTH	0-1	
SCORE TIED AFTER 3RD QUARTER	2-0		VS. NFC NORTH	0-0	
GAME GOES TO OVERTIME	2-1		VS. NFC WEST	1-1	
RAIDERS HAVE + TURNOVER RATIO	2-1				
RAIDERS HAVE - TURNOVER RATIO	0-2				
TURNOVER RATIO EVEN	2-4				
RAIDERS HAVE 30:00+TOP	4-2				
RAIDERS HAVE LESS THAN 30:00 TOP	0-5				
RAIDERS HAVE 100-YARD RUSHER	4-1				
RAIDERS HAVE 300 NET PASSING YARDS	0-1				
RAIDERS HAVE 1 100-YARD RECEIVER	2-5				
RAIDERS HAVE 2 100-YARD RECEIVERS	0-0				
RAIDERS WIN COIN TOSS	1-1				
RAIDERS LOSE COIN TOSS	3-6				

BY RAIDERS

BY OPPONENT

PASSING

Derek Carr @ Denver, 11/20/22	100-POINT PASSER RATING	Geno Smith @ Seattle, 11/27/22
513 yards, Derek Carr @ Tampa Bay, 10/30/16	500 YARDS PASSING	504 yards, Elvis Grbac vs. Kansas City, 11/05/00
44 att., Derek Carr @ Tennessee, 09/25/22	40+ PASS ATTEMPTS	41 att., Davis Mills vs. Houston, 10/23/22
56 att., Derek Carr vs. Baltimore, 09/13/21	50+ PASS ATTEMPTS	64 att., Justin Herbert vs. L.A. Chargers, 01/09/22
435 yards, Derek Carr vs. Baltimore, 09/13/21	400 YARDS PASSING	406 yards, Patrick Mahomes vs. Kansas City, 11/14/21
307 yards, Derek Carr @ Denver, 11/20/22	300 YARDS PASSING	328 yards, Geno Smith @ Seattle, 11/27/22
6 tds, Daryle Lamonica vs. Buffalo, 10/19/69	SIX TOUCHDOWN PASSES	6 tds, Dan Fouts vs. San Diego, 11/22/81
* Never Has Happened *	SEVEN TOUCHDOWN PASSES	7 tds, Nick Foles: (2, 17, 63, 15, 25, 46, 5) vs. Philadelphia, 11/03/13
5 tds, Kerry Collins: (18, 32, 18, 45, 3) vs. Tennessee, 12/19/04	FIVE TOUCHDOWN PASSES	5 tds, Patrick Mahomes: (8, 1, 1, 38, 22) vs. Kansas City, 11/14/21
4 tds, Derek Carr: (8, 7, 19, 7) vs. Cleveland, 09/30/18	FOUR TOUCHDOWN PASSES	4 tds, Patrick Mahomes: (1, 4, 8, 1) @ Kansas City, 10/10/22
3 tds, Derek Carr: (18, 36, 5) @ Seattle, 11/27/22	THREE TOUCHDOWN PASSES	4 tds, Patrick Mahomes: (1, 4, 8, 1) @ Kansas City, 10/10/22
25 comp, Derek Carr @ Seattle, 11/27/22	25+ Completions	27 comp, Geno Smith @ Seattle, 11/27/22
33 comp, Derek Carr @ Kansas City, 12/12/21	30+ Completions	31 comp, Kyler Murray vs. Arizona, 09/18/22
33 comp, Derek Carr @ Kansas City, 12/12/21	30-39 PASSING COMPLETIONS	31 comp, Kyler Murray vs. Arizona, 09/18/22
40 comp, Derek Carr @ Tampa Bay, 10/30/16	40+ PASSING COMPLETIONS	40 comp, Billy Volek vs. Tennessee, 12/19/04
58 yards, Derek Carr: (8:36) 4-D.Carr pass deep middle to 17-D.Adams for 58 yards, TOUCHDOWN. @ Kansas City, 10/10/22	PASS PLAY OF 50-OR-MORE YARDS	55 yards, Russell Wilson: (7:54) (No Huddle, Shotgun) 3-R.Wilson pass deep middle to 1-K.Hamler to LV 3 for 55 yards (30-D.Harmon). vs. Denver, 10/02/22
85 yards, Derek Carr: (3:56) (Shotgun) 4-D.Carr pass deep right to 15-N.Agholor for 85 yards, TOUCHDOWN. vs. Miami, 12/26/20	PASS PLAY OF 80-OR-MORE YARDS	92 yards, Drew Lock: (6:43) (Shotgun) 3-D.Lock pass deep middle to 10-J.Jeudy for 92 yards, TOUCHDOWN. @ Denver, 01/03/21
7 ints, Ken Stabler vs. Denver, 10/16/77	SEVEN+ INTERCEPTIONS THROWN	* Never Has Happened *
6 ints, Donald Hollas vs. Miami, 12/06/98	SIX INTERCEPTIONS THROWN	* Never Has Happened *
5 ints, Jim Plunkett vs. Kansas City, 10/05/80	FIVE INTERCEPTIONS THROWN	5 ints, Steve Pelluer @ Dallas, 11/09/86
4 ints, Matthew McGloin vs. Kansas City, 12/15/13	FOUR INTERCEPTIONS THROWN	4 ints, Drew Lock vs. Denver, 11/15/20
3 ints, Derek Carr @ L.A. Chargers, 09/11/22	THREE INTERCEPTIONS THROWN	3 ints, Teddy Bridgewater @ Denver, 10/17/21
2 ints, Derek Carr @ Seattle, 11/27/22	TWO INTERCEPTIONS THROWN	3 ints, Teddy Bridgewater @ Denver, 10/17/21

RUSHING

227 yards, Napoleon Kaufman vs. Denver, 10/19/97	200 YARDS RUSHING	203 yards, Adrian Peterson vs. Minnesota, 11/15/15
154 yards, Josh Jacobs @ Kansas City, 10/10/22	150-199 YARDS RUSHING	150 yards, Jonathan Taylor vs. Indianapolis, 12/13/20
229 yards, Josh Jacobs @ Seattle, 11/27/22	100 YARDS RUSHING	147 yards, Jonathan Taylor vs. Indianapolis, 11/13/22
109 yards, Josh Jacobs @ Denver, 11/20/22	100-149 YARDS RUSHING	147 yards, Jonathan Taylor vs. Indianapolis, 11/13/22
* Never Has Happened *	FOUR TOUCHDOWNS RUSHING	4 tds, Doug Martin: (45, 67, 70, 1) vs. Tampa Bay, 11/04/12
3 tds, Josh Jacobs: (4, 7, 15) vs. Houston, 10/23/22	THREE TOUCHDOWNS RUSHING	3 tds, C.J. Anderson: (11, 1, 25) @ Denver, 12/28/14
2 tds, Josh Jacobs: (30, 86) @ Seattle, 11/27/22	TWO TOUCHDOWNS RUSHING	2 tds, Kenneth Walker III: (12, 14) @ Seattle, 11/27/22
Devontae Booker: (7, 23)/Josh Jacobs: (11, 5) vs. Denver, 11/15/20	TWO PLAYERS WITH TWO TD RUSHING	* Never Has Happened *
229 yards, Josh Jacobs @ Seattle, 11/27/22	150 YARDS RUSHING	150 yards, Jonathan Taylor vs. Indianapolis, 12/13/20
33 att., Josh Jacobs @ Seattle, 11/27/22	30+ RUSHING ATTEMPTS	30 att., Joe Mixon vs. Cincinnati, 11/21/21
67 yards, Josh Jacobs @ Jacksonville, 11/06/22	50-74 YARD RUSHING	53 yards, Trevor Lawrence @ Jacksonville, 11/06/22
229 yards, Josh Jacobs @ Seattle, 11/27/22	75+ YARD RUSHING	147 yards, Jonathan Taylor vs. Indianapolis, 11/13/22
33 att., Josh Jacobs @ Seattle, 11/27/22	30-39 RUSHING ATTEMPTS	30 att., Joe Mixon vs. Cincinnati, 11/21/21
40 att., Las Vegas 40, Seattle 34 @ Seattle, 11/27/22	40-49 RUSHING ATTEMPTS (TEAM)	41 att., Cincinnati 30, Las Vegas 16 @ Cincinnati, 12/16/18
52 att., Las Vegas 28, L.A. Chargers 13 @ San Diego, 12/05/10	50+ RUSHING ATTEMPTS (TEAM)	54 att., N.Y. Jets 38, Las Vegas 0 vs. N.Y. Jets, 10/25/09
328 yards, Las Vegas 59, Denver 14 @ Denver, 10/24/10	300 YARDS RUSHING (TEAM)	316 yards, N.Y. Jets 38, Las Vegas 0 vs. N.Y. Jets, 10/25/09
283 yards, Las Vegas 40, Seattle 34 @ Seattle, 11/27/22	200 YARDS RUSHING (TEAM)	207 yards, Indianapolis 25, Las Vegas 20 vs. Indianapolis, 11/13/22
283 yards, Las Vegas 40, Seattle 34 @ Seattle, 11/27/22	200-299 YARDS RUSHING (TEAM)	207 yards, Indianapolis 25, Las Vegas 20 vs. Indianapolis, 11/13/22
283 yards, Las Vegas 40, Seattle 34 @ Seattle, 11/27/22	200+ YARDS RUSHING (TEAM)	207 yards, Indianapolis 25, Las Vegas 20 vs. Indianapolis, 11/13/22
328 yards, Las Vegas 59, Denver 14 @ Denver, 10/24/10	300+ YARDS RUSHING (TEAM)	316 yards, N.Y. Jets 38, Las Vegas 0 vs. N.Y. Jets, 10/25/09

60 yards, Trevor Davis: (8:13) 11-T.Davis left end for 60 yards, TOUCHDOWN. @ Indianapolis, 09/29/19	RUN OF 50-74 YARDS	66 yards, Jonathan Taylor: (1:12) 28-J.Taylor up the middle for 66 yards, TOUCHDOWN. vs. Indianapolis, 11/13/22
86 yards, Josh Jacobs: (4:32) 28-J.Jacobs right guard for 86 yards, TOUCHDOWN. @ Seattle, 11/27/22	RUN OF 75+ YARDS	80 yards, Adrian Peterson: (2:03) 28-A.Peterson right guard for 80 yards, TOUCHDOWN. vs. Minnesota, 11/15/19
86 yards, Josh Jacobs: (4:32) 28-J.Jacobs right guard for 86 yards, TOUCHDOWN. @ Seattle, 11/27/22	RUN OF 70+ YARDS	80 yards, Adrian Peterson: (2:03) 28-A.Peterson right guard for 80 yards, TOUCHDOWN. vs. Minnesota, 11/15/19
60 yards, Trevor Davis: (8:13) 11-T.Davis left end for 60 yards, TOUCHDOWN. @ Indianapolis, 09/29/19	RUN OF 60-69 YARDS	66 yards, Jonathan Taylor: (1:12) 28-J.Taylor up the middle for 66 yards, TOUCHDOWN. vs. Indianapolis, 11/13/22
51 yards, Josh Jacobs: (11:58) 28-J.Jacobs right tackle to KC 30 for 51 yards (35-C.Ward). vs. Kansas City, 09/15/19	RUN OF 50-59 YARDS	51 yards, Derrick Gore: (7:28) 40-D.Gore up the middle for 51 yards, TOUCHDOWN. @ Kansas City, 12/12/21

RECEIVING

134 yards/102 yards, Hunter Renfrow/DeSean Jackson @ Dallas, 11/25/21	TWO 100-YARD RECEIVERS	106 yards/104 yards, Michael Gallup/Cedrick Wilson @ Dallas, 11/25/21
200 yards, Darren Waller @ N.Y. Jets, 12/06/20	200 YARDS RECEIVING	284 yards, Antonio Brown @ Pittsburgh, 11/08/15
141 yards, Davante Adams @ Denver, 11/20/22	100 YARDS RECEIVING	119 yards, Mike Williams vs. L.A. Chargers, 01/09/22
4 tds, Art Powell vs. Houston, 12/22/63	FOUR TOUCHDOWN RECEPTIONS	4 tds, Travis Kelce: (1, 4, 8, 1) @ Kansas City, 10/10/22
* Never Has Happened *	FIVE TOUCHDOWN RECEPTIONS	5 tds, Kellen Winslow vs. San Diego, 11/22/81
3 tds, Michael Crabtree: (2, 26, 1) vs. N.Y. Jets, 09/17/17	THREE TOUCHDOWN RECEPTIONS	4 tds, Travis Kelce: (1, 4, 8, 1) @ Kansas City, 10/10/22
2 tds, Davante Adams: (31, 35) @ Denver, 11/20/22	TWO TOUCHDOWN RECEPTIONS	2 tds, Alvin Kamara: (16, 36) @ New Orleans, 10/30/22
Jeremy Bringham/Rickey Dudley vs. Carolina, 12/24/00	TWO PLAYERS WITH TWO TD RECEPTIONS	Emmanuel Sanders: (32, 15)/Julius Thomas: (10, 32) vs. Denver, 11/09/14
158 yards, Mack Hollins @ Tennessee, 09/25/22	150 YARDS RECEIVING	153 yards, A.J. Brown vs. Tennessee, 12/08/19
10 , Davante Adams @ Jacksonville, 11/06/22	10 OR MORE RECEPTIONS	11 , DK Metcalf @ Seattle, 11/27/22
141 yards, Davante Adams @ Denver, 11/20/22	100-149 YARDS RECEIVING	119 yards, Mike Williams vs. L.A. Chargers, 01/09/22
158 yards, Mack Hollins @ Tennessee, 09/25/22	150-199 YARDS RECEIVING	153 yards, A.J. Brown vs. Tennessee, 12/08/19
200 yards, Darren Waller @ N.Y. Jets, 12/06/20	200-299 YARDS RECEIVING	284 yards, Antonio Brown @ Pittsburgh, 11/08/15
85 yards, Nelson Agholor: (3:56) (Shotgun) 4-D.Carr pass deep right to 15-N.Agholor for 85 yards, TOUCHDOWN. vs. Miami, 12/26/20	70-YARD RECEPTION	92 yards, Jerry Jeudy: (6:43) (Shotgun) 3-D.Lock pass deep middle to 10-J.Jeudy for 92 yards, TOUCHDOWN. @ Denver, 01/03/21
60 yards, Mack Hollins: (6:02) (Shotgun) 4-D.Carr pass deep left to 10-M.Hollins pushed ob at TEN 20 for 60 yards (37-A.Hooker) [93-T.Tart]. PENALTY on LV-64-A.Bars, Unsportsmanlike Conduct, 15 yards, enforced at TEN 20. @ Tennessee, 09/25/22	60-YARD RECEPTION	67 yards, Tyreek Hill: (12:51) (Shotgun) 15-P.Mahomes pass deep left to 10-T.Hill for 67 yards, TOUCHDOWN. @ Kansas City, 12/30/18
58 yards, Davante Adams: (8:36) 4-D.Carr pass deep middle to 17-D.Adams for 58 yards, TOUCHDOWN. @ Kansas City, 10/10/22	50-YARD RECEPTION	55 yards, KJ Hamler: (7:54) (No Huddle, Shotgun) 3-R.Wilson pass deep middle to 1-K.Hamler to LV 3 for 55 yards (30-D.Harmon). vs. Denver, 10/02/22

COMBINED YARDS

109 yards/307 yards, Josh Jacobs/Derek Carr @ Denver, 11/20/22	100-YARD RUSHER AND 300-YARD PASSER	103 yards/391 yards, Derrick Henry/Ryan Tannehill vs. Tennessee, 12/08/19
141 yards/307 yards, Davante Adams/Derek Carr @ Denver, 11/20/22	100-YARD RECEIVER AND 300-YARD PASSER	119 yards/383 yards, Mike Williams/Justin Herbert vs. L.A. Chargers, 01/09/22
109 yards/141 yards, Josh Jacobs/Davante Adams @ Denver, 11/20/22	100-YARD RUSHER AND 100-YARD RECEIVER	103 yards/153 yards, Derrick Henry/A.J. Brown vs. Tennessee, 12/08/19
109 yards/307 yards/141 yards, Josh Jacobs/Derek Carr Davante Adams @ Denver, 11/20/22	100-YARD RUSHER, 300-YARD PASSER, 100-YARD RECEIVER	103 yards/391 yards/153 yards, Derrick Henry/Ryan Tannehill A.J. Brown vs. Tennessee, 12/08/19
130 yards/128/110 yards, Marshawn Lynch/Amari Cooper/Jared Cook vs. Cleveland, 09/30/18	100-YARD RUSHER/TWO 100-YARD RECEIVERS	117 yards/118/101 yards, Rudi Johnson/T.J. Houshmandzadeh/Chad Johnson @ Cincinnati, 12/10/06
134/102 yards/373 yards, Hunter Renfrow/DeSean Jackson/Derek Carr @ Dallas, 11/25/21	TWO 100-YARD RECEIVERS/300-YARD PASSER	106/104 yards/375 yards, Michael Gallup/Cedrick Wilson/Dak Prescott @ Dallas, 11/25/21

DEFENSE

73 yards, Duron Harmon: (3:39) (No Huddle, Shotgun) 10-D.Mills pass short middle intended for 9-B.Jordan INTERCEPTED by 30-D.Harmon at LV 27. 30-D.Harmon for 73 yards, TOUCHDOWN. vs. Houston, 10/23/22	INTERCEPTED PASS RETURNED FOR A TOUCHDOWN	41 yards, Xavier McKinney: (13:38) (Shotgun) 4-D.Carr pass short left intended for 13-H.Renfrow INTERCEPTED by 29-X.McKinney at LV 41. 29-X.McKinney for 41 yards, TOUCHDOWN. @ N.Y. Giants, 11/07/21
68 yards, Amik Robertson: (3:31) 25-M.Gordon right guard to LV 34 for 7 yards (94-M.Butler, 30-D.Harmon). FUMBLES (30-D.Harmon), RECOVERED by LV-21-A.Robertson at LV 32. 21-A.Robertson for 68 yards, TOUCHDOWN. vs. Denver, 10/02/22	FUMBLE RETURNED FOR A TOUCHDOWN	23 yards, Mike Hughes: (14:52) 28-J.Jacobs left end to LV 22 for -3 yards (90-J.Reed). FUMBLES (90-J.Reed), RECOVERED by KC-21-M.Hughes at LV 23. 21-M.Hughes for 23 yards, TOUCHDOWN. @ Kansas City, 12/12/21
Casey Hayward Jr.: (:36) (Shotgun) 14-J.Brissett pass short left to 17-J.Waddle tackled in End Zone for -1 yards, SAFETY (29-C.Hayward). vs. Miami, 09/26/21	SAFETY SCORED	D.J. Alexander: (9:05) 7-M.King punt is BLOCKED by 57-D.Alexander, Center-47-T.Gafford, ball out of bounds in End Zone, SAFETY. @ Kansas City, 01/03/16
Las Vegas 15, Kansas City 0 vs. Kansas City, 12/16/12	SHUTOUT	New Orleans 24, Las Vegas 0 @ New Orleans, 10/30/22
5.0 sk, Khalil Mack @ Denver, 12/13/15	FIVE+ SACK GAME	6.0 sk, Derrick Thomas @ Kansas City, 09/06/98
4.0 sk, Maxx Crosby vs. Cincinnati, 11/17/19	FOUR SACK GAME	4.0 sk, Brian Orakpo vs. Washington, 12/13/09

3.0 sk, Maxx Crosby @ Denver, 10/17/21	THREE SACK GAME	3.0 sk, Khalil Mack @ L.A. Chargers, 09/11/22
2.0 sk, Maxx Crosby @ Denver, 11/20/22	TWO SACK GAME	2.0 sk, Dawuane Smoot @ Jacksonville, 11/06/22
William Thomas/Eric Allen vs. N.Y. Jets, 12/10/00	TWO INTERCEPTIONS BY TEAMMATES	* Never Has Happened *
73t yards, Duron Harmon vs. Houston, 10/23/22	70+ YARD INTERCEPTION RETURN	85t yards, Elandon Roberts vs. Miami, 09/26/21
3 int, Rod Woodson vs. Tennessee, 09/29/02	THREE INTERCEPTION GAME	3 int, Walt Harris @ San Francisco, 10/08/06
2 ints, Jeff Heath vs. Denver, 11/15/20	TWO INTERCEPTIONS	2 ints, Quandre Diggs @ Seattle, 11/27/22
2 int, Jeff Heath vs. Denver, 11/15/20	TWO INTERCEPTION GAME	2 int, Quandre Diggs @ Seattle, 11/27/22
3 ints, Rod Woodson vs. Tennessee, 09/29/02	THREE INTERCEPTIONS	3 ints, Walt Harris @ San Francisco, 10/08/06
24 yards, Denver 16, Las Vegas 10 @ Denver, 10/01/17	LESS THAN 25 RUSHING YARDS	18 yards, Las Vegas 17, Denver 13 vs. Denver, 12/26/21
38 yards, New Orleans 24, Las Vegas 0 @ New Orleans, 10/30/22	LESS THAN 50 RUSHING YARDS	18 yards, Las Vegas 17, Denver 13 vs. Denver, 12/26/21
65 yards, Las Vegas 40, Seattle 34 @ Seattle, 11/27/22	LESS THAN 100 RUSHING YARDS	77 yards, Indianapolis 25, Las Vegas 20 vs. Indianapolis, 11/13/22
42 yards, Denver 23, Las Vegas 3 vs. Denver, 09/27/09	LESS THAN 50 NET PASSING YARDS	26 yards, Tennessee 13, Las Vegas 9 @ Tennessee, 10/28/07
96 yards, Washington 27, Las Vegas 10 @ Washington, 09/24/17	LESS THAN 100 NET PASSING YARDS	98 yards, N.Y. Giants 23, Las Vegas 16 @ N.Y. Giants, 11/07/21
140 yards, Las Vegas 23, Indianapolis 20 @ Indianapolis, 01/02/22	LESS THAN 150 NET PASSING YARDS	145 yards, New Orleans 24, Las Vegas 0 @ New Orleans, 10/30/22
119 yards, Las Vegas 15, Kansas City 0 vs. Kansas City, 12/16/12	LESS THAN 150 YARDS NET OFFENSE	128 yards, Washington 27, Las Vegas 10 @ Washington, 09/24/17
158 yards, Las Vegas 17, Denver 13 vs. Denver, 12/26/21	LESS THAN 200 YARDS NET OFFENSE	183 yards, New Orleans 24, Las Vegas 0 @ New Orleans, 10/30/22
299 yards, Las Vegas 32, Denver 23 vs. Denver, 10/02/22	LESS THAN 300 YARDS NET OFFENSE	183 yards, New Orleans 24, Las Vegas 0 @ New Orleans, 10/30/22
4 to, Las Vegas 32, Denver 31 @ Denver, 01/03/21	FORCED FOUR TURNOVERS	4 to, Las Vegas 34, Denver 24 @ Denver, 10/17/21
5 to, Kansas City 48, Las Vegas 9 @ Kansas City, 12/12/21	FORCED FIVE+ TURNOVERS	5 to, Las Vegas 37, Denver 12 vs. Denver, 11/15/20
2 to, Las Vegas 40, Seattle 34 @ Seattle, 11/27/22	AT LEAST ONE TURNOVER	2 to, Las Vegas 40, Seattle 34 @ Seattle, 11/27/22
4 to, Las Vegas 34, Denver 24 @ Denver, 10/17/21	FORCED THREE+ TURNOVERS	3 to, L.A. Chargers 24, Las Vegas 19 @ L.A. Chargers, 09/11/22

SPECIAL TEAMS

101 yards, Jacoby Ford: 4-P.Dawson kicks 66 yards from CLV 35 to OAK -1. 12-J.Ford for 101 yards, TOUCHDOWN. The Replay Assistant challenged the runner was in bounds ruling, and the play was Upheld. vs. Cleveland, 10/16/11	KICKOFF RETURNED FOR A TOUCHDOWN	100 yards, Tony Pollard: 2-D.Carlson kicks 65 yards from LV 35 to DAL 0. 20-T.Pollard for 100 yards, TOUCHDOWN. @ Dallas, 11/25/21
99 yards, Dwayne Harris: (10:35) 3-C.Wadman punts 65 yards to OAK 1, Center-42-C.Kreiter. 17-D.Harris for 99 yards, TOUCHDOWN. The Replay Official reviewed the kick touched ruling, and the play was Upheld. The ruling on the field stands. vs. Denver, 12/24/18	PUNT RETURNED FOR A TOUCHDOWN	70 yards, Cyrus Jones: (13:01) (Punt formation) 5-J.Townsend punts 52 yards to BLT 30, Center-47-T.Sieg. 27-C.Jones for 70 yards, TOUCHDOWN. @ Baltimore, 11/25/18
* Never Has Happened *	BLOCKED FIELD GOAL RETURNED FOR A TOUCHDOWN	72 yards, Ray Mickens (Cole Ford, kicker) @ N.Y. Jets, 09/21/97
Denico Autry: (14:03) 9-J.Ryan punt is BLOCKED by 96-D.Autry, Center-49-C.Gresham, RECOVERED by OAK-12-B.Butler at SEA 0. TOUCHDOWN. @ Seattle, 11/02/14	BLOCKED PUNT RETURNED FOR A TOUCHDOWN	Antonio Allen: (4:00) 7-M.King punt is BLOCKED by 39-A.Allen, Center-59-J.Condo, RECOVERED by NYJ-39-A.Allen at OAK 0. TOUCHDOWN. @ N.Y. Jets, 12/08/13
57 yards, Daniel Carlson: (7:11) 2-D.Carlson 57 yard field goal is GOOD, Center-47-T.Sieg, Holder-6-A.Cole. @ Denver, 11/20/22	MADE FIELD GOAL OF 50 YARDS OR LONGER	52 yards, Brandon McManus: (15:00) 8-B.McManus 52 yard field goal is GOOD, Center-46-J.Bobenmoyer, Holder-17-C.Waitman. @ Denver, 11/20/22
53 yards, Giorgio Tavecchio: (4:56) 2-G.Tavecchio 53 yard field goal is BLOCKED (21-E.Murray), Center-59-J.Condo, Holder-7-M.King. vs. Kansas City, 10/19/17	BLOCKED FIELD GOAL	25 yards, Brandon McManus: (:02) 8-B.McManus 25 yard field goal is BLOCKED (98-M.Crosby), Center-46-J.Bobenmoyer, Holder-17-C.Waitman. @ Denver, 11/20/22
Marquette King: (9:05) 7-M.King punt is BLOCKED by 57-D.Alexander, Center-47-T.Gafford, ball out of bounds in End Zone, SAFETY. @ Kansas City, 01/03/16	BLOCKED PUNT	Jon Ryan: (14:03) 9-J.Ryan punt is BLOCKED by 96-D.Autry, Center-49-C.Gresham, RECOVERED by OAK-12-B.Butler at SEA 0. TOUCHDOWN. @ Seattle, 11/02/14
Las Vegas 30, Seattle 21 vs. Seattle, 12/05/99	NO PUNTS	Denver 37, Las Vegas 6 @ Denver, 09/30/12
Daniel Carlson: 2-D.Carlson extra point is No Good, Wide Left, Center-47-T.Sieg, Holder-6-A.Cole. vs. Denver, 10/02/22	MISSED POINT AFTER TOUCHDOWN ATTEMPT	Brandon McManus: 8-B.McManus extra point is No Good, Short, Center-46-J.Bobenmoyer, Holder-17-C.Waitman. vs. Denver, 10/02/22
Harrison Butker [Arden Key blocked]: 7-H.Butker extra point is Blocked (99-A.Key), Center-41-J.Winchester, Holder-2-D.Colquitt. vs. Kansas City, 12/02/18	POINT AFTER TOUCHDOWN ATTEMPT BLOCKED	Daniel Carlson [Tanoh Kpassagnon blocked]: 8-D.Carlson extra point is Blocked (92-T.Kpassagnon), Center-47-T.Sieg, Holder-6-A.Cole. DEFENSIVE TWO-POINT ATTEMPT. 35-C.Ward recovered the blocked kick. ATTEMPT SUCCEEDS. @ Kansas City, 12/01/19
Erik Harris: 2-G.Tavecchio kicks inside 22 yards from OAK 35 to KC 43, impetus ends at OAK 49, out of bounds. Oakland challenged the runner was out of bounds ruling, and the play was REVERSED. 2-G.Tavecchio kicks inside 22 yards from OAK 35 to KC 43, impetus ends at OAK 49. RECOVERED by OAK-41-E.Harris. @ Kansas City, 12/10/17	SUCCESSFUL ONSIDE KICK	Eric Saubert: 8-B.McManus kicks inside 9 yards from DEN 35 to DEN 44. RECOVERED by DEN-82-E.Saubert. @ Denver, 10/17/21

5 fg, Daniel Carlson: (24, 31, 52, 40, 47) vs. L.A. Chargers, 01/09/22	FIVE FIELD GOALS	5 fg, Younghoe Koo: (38, 39, 30, 29, 54) @ Atlanta, 11/29/20
6 fg, Sebastian Janikowski: (40, 47, 42, 19, 37, 44) vs. Chicago, 11/27/11	SIX FIELD GOALS	6 fg, Greg Davis vs. San Diego, 10/05/97
57 yards, Daniel Carlson: (:19) 2-D.Carlson 25 yard field goal is GOOD, Center-47-T.Sieg, Holder-6-A.Cole. @ Denver, 11/20/22	50-59 YARD FIELD GOAL	52 yards, Brandon McManus: (3:34) 8-B.McManus 48 yard field goal is GOOD, Center-46-J.Bobenmoyer, Holder-17-C.Waitman. @ Denver, 11/20/22
4 fg, Daniel Carlson: (26, 39, 22, 30) vs. Denver, 10/02/22	FOUR FIELD GOALS	4 fg, Evan McPherson: (54, 53, 51, 47) vs. Cincinnati, 11/21/21
63 yards, Sebastian Janikowski: (:05) 11-S.Janikowski 63 yard field goal is GOOD, Center-59-J.Condo, Holder-9-S.Lechler. @ Denver, 09/12/11	60+ YARD FIELD GOAL	62 yards, Stephen Gostkowski: (:05) 3-S.Gostkowski 62 yard field goal is GOOD, Center-49-J.Cardona, Holder-6-R.Allen. vs. New England, 11/19/17
3 fg, Daniel Carlson: (52, 57, 25) @ Denver, 11/20/22	THREE FIELD GOALS	3 fg, Brandon McManus: (48, 52, 48) @ Denver, 11/20/22
53 yards, Johnnie Lee Higgins vs. St. Louis, 09/19/10	50-69 YARD PUNT RETURN	50 yards, Tyreek Hill vs. Kansas City, 10/16/16
80t yards, Johnnie Lee Higgins vs. Houston, 12/21/08	70-89 YARD PUNT RETURN	71 yards, Tarik Cohen vs. Chicago, 10/06/19
67 yds, AJ Cole vs. Indianapolis, 11/13/22	60-69 YARD PUNT	61 yds, Michael Dickson @ Seattle, 11/27/22
99t yards, Dwayne Harris vs. Denver, 12/24/18	90+ YARD PUNT RETURN	90t yards, Eric Decker @ Denver, 09/12/11
71 yds, AJ Cole @ Denver, 10/17/21	70+ YARD PUNT	70 yds, Ryan Stonehouse @ Tennessee, 09/25/22
80 yds, Shane Lechler vs. Chicago, 11/27/11	80+ YARD PUNT	* Never Has Happened *
41 yards, Hunter Renfrow @ Indianapolis, 01/02/22	20 YARD PUNT RETURN	30 yards, Montrell Washington vs. Denver, 10/02/22
52 yards, Trevor Davis vs. Chicago, 10/06/19	50-69 YARD KICKOFF RETURN	52 yards, Jamal Agnew @ Jacksonville, 11/06/22
10 punts, Marquette King @ Denver, 12/13/15	PUNTED 10+ TIMES	10 punts, Darren Bennett @ San Diego, 12/28/03
72 yards, Dwayne Harris vs. Denver, 09/09/19	70-89 YARD KICKOFF RETURN	77 yards, Alex Erickson @ Cincinnati, 12/16/18
91 yards, Bryan McCann @ Kansas City, 12/24/11	90+ YARD KICKOFF RETURN	100t yards, Tony Pollard @ Dallas, 11/25/21


TEAM/MISCELLANEOUS

576 yards, Las Vegas 576, Seattle 372 @ Seattle, 11/27/22	500 TOTAL YARDS OF OFFENSE	516 yards, Kansas City 516, Las Vegas 299 vs. Kansas City, 11/14/21
626 yards, Las Vegas 626, Tampa Bay 270 @ Tampa Bay, 10/30/16	600 TOTAL YARDS OF OFFENSE	* Never Has Happened *
407 yards, Las Vegas 407, Denver 320 @ Denver, 11/20/22	400 TOTAL YARDS OF OFFENSE	415 yards, Indianapolis 415, Las Vegas 309 vs. Indianapolis, 11/13/22
ST: (1:10) (Shotgun) P.Rivers sacked at OAK 36 for -3 yards (M.Huff). FUMBLES (M.Huff), RECOVERED by OAK-T.Branch at OAK 36. T.Branch for 64 yards, TOUCHDOWN. The Replay Assistant challenged the fumble ruling, and the play was Upheld.DEF: (3:43) (Shotgun) M.Bush up the middle for 3 yards, TOUCHDOWN.DEF: (1:21) J.Campbell pass short right to Z.Miller for 1 yard, TOUCHDOWN. San Diego challenged the pass completion ruling, and the play was Upheld. (Timeout #1 at 01:13.)OFF: (10:37) M.Scifres punt is BLOCKED by B.Myers, Center-E.Albright, RECOVERED by OAK-H.Eugene at SD 5. H.Eugene for 5 yards, TOUCHDOWN. vs. San Diego, 10/10/10	TOUCHDOWN ON OFFENSE, DEFENSE AND SPECIAL TEAMS	ST: (8:16) L.Jackson left end for 5 yards, TOUCHDOWN.ST: (11:20) (Shotgun) L.Jackson pass short right to M.Crabtree for 8 yards, TOUCHDOWN.DEF: (6:11) (No Huddle, Shotgun) D.Carr sacked at OAK 33 for -5 yards (M.Judon). FUMBLES (M.Judon) [M.Judon], RECOVERED by BLT-T.Suggs at OAK 43. T.Suggs for 43 yards, TOUCHDOWN. Suggs' 3rd career touchdown.OFF: (13:01) (Punt formation) J.Townsend punts 52 yards to BLT 30, Center-T.Sieg. C.Jones for 70 yards, TOUCHDOWN. @ Baltimore, 11/25/18
Derek Carr: (Pass formation) TWO-POINT CONVERSION ATTEMPT. 4-D.Carr pass to 83-D.Waller is complete. ATTEMPT SUCCEEDS. @ Denver, 01/03/21	MADE TWO-POINT CONVERSION	Kyler Murray/Kyler Murray: TWO-POINT CONVERSION ATTEMPT. 1-K.Murray rushes left end. ATTEMPT SUCCEEDS.(Pass formation) TWO-POINT CONVERSION ATTEMPT. 1-K.Murray pass to 18-A.Green is complete. ATTEMPT SUCCEEDS. The Replay Official reviewed the pass completion ruling, and the play was Upheld. The ruling on the field stands. vs. Arizona, 09/18/22
Derek Carr: TWO-POINT CONVERSION ATTEMPT. 4-D.Carr pass to 17-D.Adams is incomplete. ATTEMPT FAILS. vs. Indianapolis, 11/13/22	FAILED TWO-POINT CONVERSION	Matt Ryan/Matt Ryan: TWO-POINT CONVERSION ATTEMPT. 2-M.Ryan pass to 28-J.Taylor is complete. ATTEMPT FAILS.TWO-POINT CONVERSION ATTEMPT. 2-M.Ryan pass to 28-J.Taylor is incomplete. ATTEMPT FAILS. vs. Indianapolis, 11/13/22
Las Vegas 59, Denver 14 @ Denver, 10/24/10	50 POINTS	L.A. Rams 52, Las Vegas 0 @ St. Louis, 11/30/14
Las Vegas 40, Seattle 34 @ Seattle, 11/27/22	40 POINTS	Kansas City 48, Las Vegas 9 @ Kansas City, 12/12/21
Las Vegas 40, Seattle 34 @ Seattle, 11/27/22	OVERTIME WIN	Arizona 29, Las Vegas 23 vs. Arizona, 09/18/22
Las Vegas 40, Seattle 34 @ Seattle, 11/27/22	OVERTIME GAME	Las Vegas 40, Seattle 34 @ Seattle, 11/27/22
Arizona 29, Las Vegas 23 vs. Arizona, 09/18/22	OVERTIME LOSS	Oakland 23, Denver 23 @ Denver, 10/22/73
Oakland 23, Denver 23 @ Denver, 10/22/73	OVERTIME TIE	L.A. Rams 21, Las Vegas 0 @ St. Louis, 11/30/14
Las Vegas 24, Denver 0 @ Denver, 10/24/10	20 FIRST-QUARTER POINTS	Kansas City 21, Las Vegas 3 @ Kansas City, 12/12/21
Las Vegas 21, Kansas City 17 @ Kansas City, 10/11/20	20 SECOND-QUARTER POINTS	N.Y. Jets 21, Las Vegas 0 @ N.Y. Jets, 11/24/19
Las Vegas 21, Denver 7 @ Denver, 10/24/10	20 THIRD-QUARTER POINTS	Tampa Bay 21, Las Vegas 3 vs. Tampa Bay, 10/25/20
Las Vegas 21, Houston 0 vs. Houston, 10/23/22	20 FOURTH-QUARTER POINTS	Kansas City 28, Las Vegas 0 vs. Kansas City, 10/23/11
Las Vegas 15, Kansas City 0 vs. Kansas City, 12/16/12	SHUTOUT AT HOME	New Orleans 24, Las Vegas 0 @ New Orleans, 10/30/22
* Never Has Happened *	SHUTOUT ON THE ROAD	Arizona 29, Las Vegas 23 vs. Arizona, 09/18/22
Las Vegas 35, L.A. Chargers 32 vs. L.A. Chargers, 01/09/22	OVERTIME WIN AT HOME	

Las Vegas 40, Seattle 34 @ Seattle, 11/27/22	OVERTIME WIN ON THE ROAD	Denver 23, Las Vegas 20 @ Denver, 09/16/07
10 pen, Indianapolis 25, Las Vegas 20 vs. Indianapolis, 11/13/22	10 PENALTIES	12 pen, Arizona 29, Las Vegas 23 vs. Arizona, 09/18/22
3 td, Indianapolis 25, Las Vegas 20 (1:03) D.Carr pass short right to F.Moreau for 4 yards, TOUCHDOWN. (1:55) J.Jacobs up the middle for 1 yard, TOUCHDOWN. (11:47) (Shotgun) D.Carr pass deep middle to D.Adams for 48 yards, TOUCHDOWN. vs. Indianapolis, 11/13/22	THREE TOTAL TOUCHDOWNS	3 td, Indianapolis 25, Las Vegas 20 (3:21) M.Ryan up the middle for 1 yard, TOUCHDOWN. (1:12) J.Taylor up the middle for 66 yards, TOUCHDOWN. (5:14) (Shotgun) M.Ryan pass short middle to P.Campbell for 35 yards, TOUCHDOWN. vs. Indianapolis, 11/13/22
0 to, Las Vegas 22, Denver 16 @ Denver, 11/20/22	NO TURNOVERS	0 to, Las Vegas 22, Denver 16 @ Denver, 11/20/22
0 pen, L.A. Chargers 34, Las Vegas 10 @ San Diego, 12/04/05	NO PENALTIES	0 pen, Kansas City 40, Las Vegas 9 @ Kansas City, 12/01/19
4 td, Las Vegas 33, Philadelphia 22 (11:20) D.Carr pass deep right to F.Moreau for 18 yards, TOUCHDOWN. (1:45) (Shotgun) J.Jacobs left end for 8 yards, TOUCHDOWN. (11:52) K.Drake right guard for 4 yards, TOUCHDOWN. LV-B.Parker was injured during the play. His return is Questionable. (6:18) D.Carr pass short left to B.Edwards for 1 yard, TOUCHDOWN. vs. Philadelphia, 10/24/21	FOUR TOTAL TOUCHDOWNS	4 td, Las Vegas 40, Seattle 34 (14:39) (No Huddle, Shotgun) K.Walker right end for 12 yards, TOUCHDOWN. (5:27) (Shotgun) G.Smith pass deep right to T.Lockett for 35 yards, TOUCHDOWN. (11:55) (No Huddle, Shotgun) K.Walker left guard for 14 yards, TOUCHDOWN. (5:44) G.Smith pass short right to T.Homer for 18 yards, TOUCHDOWN. @ Seattle, 11/27/22
New Orleans 24, Las Vegas 0 @ New Orleans, 10/30/22	GAME WITHOUT TOUCHDOWNS	Las Vegas 16, Cleveland 6 @ Cleveland, 11/01/20
41:28 TOP, Las Vegas 30, Denver 20 vs. Denver, 11/06/16 vs. Denver, 11/15/20 (7, 17, 3, 7, 6 Points), Las Vegas 40, Seattle 34 @ Seattle, 11/27/22	OVER 40:00 TIME OF POSSESSION (NON-OT) NO SACKS/NO INTERCEPTIONS ALLOWED SCORE TOUCHDOWN IN EACH QUARTER	41:38 TOP, Miami 33, Las Vegas 17 vs. Miami, 11/28/10 @ Jacksonville, 11/06/22 (10, 10, 7, 7 Points), Las Vegas 40, Seattle 34 @ Seattle, 11/27/22
30 (first half), Las Vegas 37, L.A. Chargers 29 @ San Diego, 10/25/15	30 ONE-HALF POINTS	35 (first half), Kansas City 48, Las Vegas 9 @ Kansas City, 12/12/21
21 (Q4), Las Vegas 38, Houston 20 vs. Houston, 10/23/22	SCORED 20+ POINTS IN ONE QUARTER	21 (Q2), Kansas City 48, Las Vegas 9 @ Kansas City, 12/12/21
New Orleans 24, Las Vegas 0 @ New Orleans, 10/30/22	ZERO POINTS SCORED IN FIRST HALF	Arizona 29, Las Vegas 23 vs. Arizona, 09/18/22
Las Vegas 37, Denver 12 vs. Denver, 11/15/20	WON GAME BY 20+ POINTS	New Orleans 24, Las Vegas 0 @ New Orleans, 10/30/22
3 tds, Josh Jacobs: (4-Rushing, 7-Rushing, 15-Rushing) vs. Houston, 10/23/22	THREE TOUCHDOWNS BY A PLAYER	3 tds, Alvin Kamara: (3-Rushing, 16-Pass Reception, 36-Pass Reception) @ New Orleans, 10/30/22
4 tds, Darren McFadden: (4-Rushing, 19-Pass Reception, 4-Rushing, 57-Rushing) @ Denver, 10/24/10	FOUR TOUCHDOWNS BY A PLAYER	4 tds, Travis Kelce: (1-Pass Reception, 4-Pass Reception, 8-Pass Reception, 1-Pass Reception) @ Kansas City, 10/10/22
* Never Has Happened *	FIVE TOUCHDOWNS BY A PLAYER	5 tds, Jamaal Charles: (49-Pass Reception, 39-Pass Reception, 1-Rushing, 16-Pass Reception, 71-Pass Reception) vs. Kansas City, 12/15/13

UPDATED PLAYER BIOS





AMEER ABDULLAH

22

POSITION: RB **RAIDERS SEASON:** 1
HT/WT: 5-8/203 **NFL SEASON:** 8
ACQUIRED: UFA -'22 (CAR.) **COLLEGE:** Nebraska
BORN: 06/13/93 **HOMETOWN:** Birmingham, Ala.

(9/11) at LAC: Saw action on offense and special teams...**(9/18) vs. Ari.:** Targetted for one pass totaling 23 yards and played on special teams...**(9/25) at Ten:** Returned one kickoff for 23 yards...**(10/2) vs. Den.:** Tallied 17 yards in a kickoff return and appeared on offense...**(10/10) at KC.:** Had a punt return for 16 yards...**(10/23) vs. Hou.:** Had two receptions on two targets for seven yards (3.5 avg.) and five...Tallied a kickoff return for 17 yards...Recorded three special teams tackles...**(10/30) at NO.:** Targetted for five passes totaling 28 yards... Had a punt return for 20 yards...**(11/6) at Jac.:** Tallied one reception on three targets for eight yards (8.0 avg)...Totaled 21 yards on two kickoff returns... **(11/13) vs. Ind.:** Notched four receptions for 33 yards (8.3avg.)... Recorded two special teams tackles...**(11/20) at Den.:** Tallied five yards on three reception (1.7 avg.)...Totaled 69 yards in kickoff returns...**(11/27) at Sea.:** Rushed three times for 16 yards (5.3 avg.) and caught three passes for 39 yards (13.0 avg.) and a touchdown on an 18-yard pass in the first quarter...Added three kickoff returns for 73 yards (24.3 avg.)...Notched his first touchdown of the season and the eighth receiving touchdown of his career...Averaging 21.4 yards per kickoff return this season, the fifth best mark in the NFL (min. 15 att.).

AMEER ABDULLAH'S NFL REGULAR SEASON RUSHING/RECEIVING STATISTICS

DATE	TEAM	GP	GS	RUSHING					RECEIVING				
				NO.	YDS.	AVG.	LG	TD	NO.	YDS.	AVG.	LG	TD
2015	Lions	16	9	143	597	4.2	36	2	25	183	7.3	36	1
2016	Lions	2	2	18	101	5.6	24	0	5	57	11.4	18	1
2017	Lions	14	11	165	552	3.3	34	4	25	162	6.5	22	1
2018	Lions	3	0	1	1	1.0	1	0	2	18	9.0	12	0
Went from Detroit to Minnesota .													
2018	Vikings	7	0	0	0	0.0	0	0	1	10	10.0	10	0
2018	TOTAL	10	0	1	1	1.0	1	0	3	28	9.3	12	0
2019	Vikings	16	0	23	115	5.0	15	0	15	88	5.9	16t	1
2020	Vikings	16	0	8	42	5.3	13	0	8	58	7.3	22t	2
2021	Vikings	6	0	7	30	4.3	9	0	3	17	5.7	10	0
Went from Minnesota to Carolina .													
2021	Panthers	11	1	44	136	3.1	15	0	35	272	7.8	23t	1
2021	TOTAL	17	1	51	166	3.3	15	0	38	289	7.6	23t	1
2022	Raiders	11	0	3	16	5.3	7	0	18	143	7.9	23	1
NFL TOTALS		102	23	412	1,590	3.9	36	6	137	1,008	7.4	36	8


AMEER ABDULLAH'S NFL REGULAR SEASON RETURN STATISTICS

DATE	TEAM	KICKOFF RETURNS					PUNT RETURNS					
		RET.	YDS.	AVG.	LG	TD	NO.	FC	YDS.	AVG.	LG	TD
2015	Lions	37	1,077	29.1	104	0	0	0	0	0.0	0	0
2016	Lions	0	0	0.0	0	0	0	0	0	0.0	0	0
2017	Lions	8	179	22.4	29	0	0	0	0	0.0	0	0
2018	Lions	4	107	26.8	32	0	0	0	0	0.0	0	0
Went from Detroit to Minnesota .												
2018	Vikings	10	258	25.8	33	0	0	0	0	0.0	0	0
2018	TOTAL	14	365	26.1	33	0	0	0	0	0.0	0	0
2019	Vikings	13	325	25.0	38	0	0	0	0	0.0	0	0
2020	Vikings	15	352	23.5	33	0	0	0	0	0.0	0	0
2021	Vikings	7	162	23.1	45	0	0	0	0	0.0	0	0
Went from Minnesota to Carolina .												
2021	Panthers	22	484	22.0	39	0	0	0	0	0.0	0	0
2021	TOTAL	29	646	22.3	45	0	0	0	0	0.0	0	0
2022	Raiders	16	342	21.4	33	0	0	0	0	0.0	0	0
NFL TOTALS		132	3,286	24.9	104	0	0	0	0	0.0	0	0

AMEER ABDULLAH'S 2022 GXG REGULAR-SEASON STATISTICS (RAIDERS)

DATE	OPPONENT	P/S	RUSHING					RECEIVING					W/L	SCORE
			NO.	YDS.	AVG.	LG	TD	NO.	YDS.	AVG.	LG	TD		
09/11	at Chargers	P	0	0	0.0	0	0	0	0	0.0	0	0	L	19-24
09/18	Cardinals	P	0	0	0.0	0	0	1	23	23.0	23	0	L	23-29+
09/25	at Titans	P	0	0	0.0	0	0	0	0	0.0	0	0	L	22-24
10/02	Broncos	P	0	0	0.0	0	0	0	0	0.0	0	0	W	32-23
10/10	at Chiefs	P	0	0	0.0	0	0	0	0	0.0	0	0	L	29-30
10/23	Texans	P	0	0	0.0	0	0	2	7	3.5	5	0	W	38-20
10/30	at Saints	P	0	0	0.0	0	0	4	28	7.0	10	0	L	0-24
11/06	at Jaguars	P	0	0	0.0	0	0	1	8	8.0	8	0	L	20-27
11/13	Colts	P	0	0	0.0	0	0	4	33	8.3	14	0	L	20-25
11/20	at Broncos	P	0	0	0.0	0	0	3	5	1.7	5	0	W	22-16+
11/27	at Seahawks	P	3	16	5.3	7	0	3	39	13.0	18t	1	W	40-34+
2022 TOTALS		11-0	3	16	5.3	7	0	18	143	7.9	23	1	4-7	

+ - Overtime



DAVANTE ADAMS

17

POSITION: WR **RAIDERS SEASON:** 1
HT/WT: 6-1/215 **NFL SEASON:** 9
ACQUIRED: TR -'22 (GB) **COLLEGE:** Fresno State
BORN: 12/24/92 **HOMETOWN:** East Palo Alto, Calif.

(9/11) at LAC: Finished the game with a team-high 10 receptions for 141 yards (14.1 avg.) and one touchdown, including a 41-yard grab in the second quarter...His 141 yards were ninth most in a single game in his career...Scored his 74th career receiving touchdown on a three-yard pass...Logged his 20th career game with 10+ receptions...**(9/18) vs. Ari.:** Recorded two receptions on seven targets for 12 yards (6.0 avg.) and a touchdown...Extended his streak to 99-straight games with a catch, seventh-longest active streak in the NFL...**(9/25) at Ten.:** Finished with five receptions for 36 yards (7.2) avg. and one touchdown...This is his third straight game with a red zone touchdown on the season...**(10/2) vs Den.:** Notched his second 100+ yards game this season...tallied 101 receiving and one rush for four yards...**(10/10) at KC.:** Finished with 124 receiving yards and two touchdowns on three receptions (41.3 avg.)...Recorded his second-straight game of 100+ yards...Notched his 17th career game with multiple receiving touchdowns...**(10/23) vs. Hou.:** Led the team with eight receptions and 95 receiving yards (11.9 avg.)...Pulled in six receptions for 10+ yards and now own 22 10-yard receptions this season...Now ranks eighth in the NFL in receiving yards (509), tied for 13th in receptions (37) and 10th in the NFL in yards per reception among players with at least 30 catches (13.8)... **(10/30) at NO.:** Recorded one reception for 3 yards... **(11/6) at Jac.:** Led the Raiders with 10 catches for 146 yards (14.6 avg.) and two touchdowns...His 146 receiving yards are a season-high and the most since Week 5 of the 2021 season (206)... **(11/13) vs. Ind.:** Led the Raiders with nine catches for 126 yards (14.0 avg.) and one touchdown...His touchdown came on a 48-yard grab in the fourth quarter... Has now posted 100+ yards in five games this season, tied for the third most in the NFL... Reached 81 career touchdowns, tying Hall of Fame receiver Lance Alworth and Art Powell for the sixth most TDs in a player's first nine seasons in the NFL...**(11/20) at Den.:** Finished with a team-high seven receptions for 141 yards (20.1 avg.) and two touchdowns including a 31-yard touchdown grab in the second quarter and a 35-yard touchdown catch in overtime to seal the win...Adams' 141 yards marked his sixth game this season with 100+ receiving yards, tied for the most in the NFL...**(11/27) at Sea.:** Finished with a team-high seven receptions for 74 yards (tied for team lead), averaging 10.6 yards per catch...Pulled in a 28-yard catch in the fourth quarter, his 15th reception of 20+ yards in 2022, tied for the fifth most in the league.

DAVANTE ADAMS' NFL REGULAR SEASON RUSHING/RECEIVING STATISTICS

DATE	TEAM	GP	GS	RECEIVING					RUSHING				
				NO.	YDS.	AVG.	LG	TD	NO.	YDS.	AVG.	LG	TD
2014	Packers	16	11	38	446	11.7	45	3	0	0	0.0	0	0
2015	Packers	13	12	50	483	9.7	40	1	0	0	0.0	0	0
2016	Packers	16	15	75	997	13.3	66t	12	0	0	0.0	0	0
2017	Packers	14	14	74	885	12.0	55t	10	0	0	0.0	0	0
2018	Packers	15	15	111	1,386	12.5	57	13	0	0	0.0	0	0
2019	Packers	12	12	83	997	12.0	58	5	0	0	0.0	0	0
2020	Packers	14	14	115	1,374	11.9	56t	18	0	0	0.0	0	0
2021	Packers	16	16	123	1,553	12.6	59	11	0	0	0.0	0	0
2022	Raiders	11	11	71	999	14.1	58t	10	3	-1	-0.3	4	0
NFL TOTALS		127	120	740	9,120	12.3	66T	83	3	-1	-0.3	4	0

DAVANTE ADAMS' NFL REGULAR SEASON RETURN STATISTICS

DATE	TEAM	KICKOFF RETURNS					PUNT RETURNS					
		RET.	YDS.	AVG.	LG	TD	NO.	FC	YDS.	AVG.	LG	TD
2014	Packers	0	0	0.0	0	0	0	0	0	0.0	0	0
2015	Packers	0	0	0.0	0	0	0	0	0	0.0	0	0
2016	Packers	0	0	0.0	0	0	0	0	0	0.0	0	0
2017	Packers	0	0	0.0	0	0	0	0	0	0.0	0	0
2018	Packers	0	0	0.0	0	0	0	0	0	0.0	0	0
2019	Packers	0	0	0.0	0	0	0	0	0	0.0	0	0
2020	Packers	0	0	0.0	0	0	0	0	0	0.0	0	0
2021	Packers	0	0	0.0	0	0	0	0	0	0.0	0	0
2022	Raiders	0	0	0.0	0	0	0	0	0	0.0	0	0
NFL TOTALS		0	0	0.0	0	0	0	0	0	0.0	0	0


100-YARD RECEIVING GAMES (37): REGULAR SEASON

DATE	TEAM	NO.	YDS.	AVG.	LG	TD
11/30/14	PATRIOTS	6	121	20.2	45	0
10/20/16	BEARS	13	132	10.2	24	2
11/13/16	at Titans	6	156	26.0	46	0
11/28/16	at Eagles	5	113	22.6	50	2
12/11/16	SEAHAWKS	4	104	26.0	66t	1
11/19/17	RAVENS	8	126	15.8	33	0
10/07/18	at Lions	9	140	15.6	30	1
10/15/18	49ERS	10	132	13.2	38	2
10/28/18	at Rams	5	133	26.6	48	0
11/15/18	at Seahawks	10	166	16.6	57	0
12/16/18	at Bears	8	119	14.9	28	0
09/15/19	VIKINGS	7	106	15.1	39	0
09/26/19	EAGLES	10	180	18.0	58	0
11/10/19	PANTHERS	7	118	16.9	38	0
12/15/19	BEARS	7	103	14.7	34	1
12/23/19	at Vikings	13	116	8.9	18	0
09/13/20	at Vikings	14	156	11.1	40	2
10/25/20	at Texans	13	196	15.1	45t	2
11/05/20	at 49ers	10	173	17.3	49	1
11/22/20	at Colts	7	106	15.1	33	1
12/06/20	EAGLES	10	121	12.1	42	2
12/13/20	at Lions	7	115	16.4	56t	1
12/27/20	TITANS	11	142	12.9	32	3
09/20/21	LIONS	8	121	15.1	50	0
09/26/21	at 49ers	12	132	11.0	25	1
10/10/21	at Bengals	11	206	18.7	59	1
11/21/21	at Vikings	7	115	16.4	37	2
11/28/21	RAMS	8	104	13.0	43	0
12/12/21	BEARS	10	121	12.1	38t	2
12/25/21	BROWNS	10	114	11.4	33	2
01/02/22	VIKINGS	11	136	12.4	30	1
09/11/22	at Chargers	10	141	14.1	41	1
10/02/22	BRONCOS	9	101	11.2	20	0
10/10/22	at Chiefs	3	124	41.3	58t	2
11/06/22	at Jaguars	10	146	14.6	38t	2
11/13/22	COLTS	9	126	14.0	48t	1
11/20/22	at Broncos	7	141	20.1	35t	2

DAVANTE ADAMS' 2022 GXG REGULAR-SEASON STATISTICS (RAIDERS)

DATE	OPPONENT	P/S	RECEIVING					RUSHING					W/L	SCORE
			NO.	YDS.	AVG.	LG	TD	NO.	YDS.	AVG.	LG	TD		
09/11	at Chargers	S	10	141	14.1	41	1	0	0	0.0	0	0	L	19-24
09/18	Cardinals	S	2	12	6.0	11	1	0	0	0.0	0	0	L	23-29+
09/25	at Titans	S	5	36	7.2	18	1	1	-4	-4.0	-4	0	L	22-24
10/02	Broncos	S	9	101	11.2	20	0	1	4	4.0	4	0	W	32-23
10/10	at Chiefs	S	3	124	41.3	58t	2	0	0	0.0	0	0	L	29-30
10/23	Texans	S	8	95	11.9	16	0	0	0	0.0	0	0	W	38-20
10/30	at Saints	S	1	3	3.0	3	0	1	-1	-1.0	-1	0	L	0-24
11/06	at Jaguars	S	10	146	14.6	38t	2	0	0	0.0	0	0	L	20-27
11/13	Colts	S	9	126	14.0	48t	1	0	0	0.0	0	0	L	20-25
11/20	at Broncos	S	7	141	20.1	35t	2	0	0	0.0	0	0	W	22-16+
11/27	at Seahawks	S	7	74	10.6	28	0	0	0	0.0	0	0	W	40-34+
2022 TOTALS	11-11		71	999	14.1	58T	10	3	-1	-0.3	4	0	4-7	

+ - Overtime



ALEX BARS

64

POSITION: G **RAIDERS SEASON:** 1
HT/WT: 6-5/334 **COLLEGE:** Notre Dame
ACQUIRED: UFA -'22 (CHI.) **HOMETOWN:** Nashville, Tenn.
BORN: 08/09/95

(9/25) at Ten.: Played on offense and special teams...**(10/2) vs. Den.:** Appeared at Left Guard...Played on special teams...**(10/10) at KC.:** Started at Right Guard and appeared on special teams...**(10/23) vs. Hou.:** Was a starter at Right Guard and saw action on special teams...**(10/30) at NO.:** Started at Right Guard...**(11/6) at Jac.:** Started at Right Guard and saw action on special teams...**(11/13) vs. Ind.:** Started at Right Guard and saw action on special teams...**(11/20) at Den.:** Played on offense and special teams...**(11/27) at Sea.:** Started at Right Guard and saw action on special teams.


ALEX BARS' NFL REGULAR SEASON STATISTICS

DATE	TEAM	GP	GS
2019	Bears	5	0
2020	Bears	16	8
2021	Bears	17	5
2022	Raiders	10	9
NFL TOTALS		48	22

ALEX BARS' 2022 GXG REGULAR-SEASON STATISTICS (RAIDERS)

DATE	OPPONENT	P/S	W/L	SCORE
09/11	at Chargers		L	19-24
09/18	Cardinals		L	23-29+
09/25	at Titans		L	22-24
10/02	Broncos	S	W	32-23
10/10	at Chiefs	S	L	29-30
10/23	Texans	S	W	38-20
10/30	at Saints	S	L	0-24
11/06	at Jaguars	S	L	20-27
11/13	Colts	S	L	20-25
11/20	at Broncos	S	W	22-16+
11/27	at Seahawks	S	W	40-34+
2022 TOTALS		8-8	4-7	

+ - Overtime



JACKSON BARTON

78

POSITION: T
HT/WT: 6-7/302
ACQUIRED: FA-'21
BORN: 08/08/95

RAIDERS SEASON: 2
NFL SEASON: 4
COLLEGE: Utah
HOMETOWN: Park City, Utah

(9/11) at LAC: Saw action on special teams...(9/18) vs. Ari.: Played on offense and special teams...(9/25) at Ten.: Inactive. (10/30) at No.: Inactive...(11/6) at Jac.: Inactive...(11/13) vs. Ind.: Inactive...(11/20) at Den.: Saw action on special teams...(11/27) at Sea.: Inactive.


JACKSON BARTON'S NFL REGULAR SEASON STATISTICS

DATE	TEAM	GP	GS
2019	Colts	0	0
Went from Indianapolis to Kansas City.			
2019	Chiefs	0	0
2019	TOTAL	0	0
2021	Giants	0	0
Went from N.Y. Giants to Las Vegas.			
2021	Raiders	2	0
2021	TOTAL	2	0
2022	Raiders	3	0
NFL TOTALS		5	0

JACKSON BARTON'S 2022 GXG REGULAR-SEASON STATISTICS (RAIDERS)

DATE	OPPONENT	P/S	W/L	SCORE
09/11	at Chargers	P	L	19-24
09/18	Cardinals	P	L	23-29+
09/25	at Titans		L	22-24
10/02	Broncos		W	32-23
10/10	at Chiefs		L	29-30
10/23	Texans		W	38-20
10/30	at Saints		L	0-24
11/06	at Jaguars		L	20-27
11/13	Colts		L	20-25
11/20	at Broncos	P	W	22-16+
11/27	at Seahawks		W	40-34+
2022 TOTALS		3-0	4-7	

+ - Overtime



ANDREW BILLINGS

97

POSITION: DT
HT/WT: 6-1/311
ACQUIRED: FA-'22
BORN: 06/03/95

RAIDERS SEASON: 1
NFL SEASON: 6
COLLEGE: Baylor
HOMETOWN: Waco, Texas

(9/11) at LAC: Recorded three tackles, two solo...**(9/18) vs. Ari.:** Totaled three tackles and saw action on special teams...**(9/25) at Ten.:** Notched three tackles (one solo)...**(10/2) vs. Den.:** Recorded an assisted tackle and a quarterback hit...**(10/10) at KC.:** Saw action at Defensive Tackle...**(10/23) vs. Hou.:** Started at Defensive Tackle and recorded two assisted tackles...**(10/30) at NO.:** Combined for three tackles (one solo)...**(11/6) at Jac.:** Tallied four tackles (one solo) and one tackle for loss...**(11/13) vs. Ind.:** Notched five tackles (four solo)...**(11/20) at Den.:** Combined for seven tackles (two solo)...**(11/27) at Sea.:** Tallied four tackles (two solo), 1.0 sack, two quarterback hits and one tackle for loss...His 1.0 sack was from two half sacks in the first and fourth quarters, and was the first since his 2019 season with the Cincinnati Bengals.


ANDREW BILLINGS' NFL REGULAR SEASON DEFENSIVE STATISTICS

DATE	TEAM	GP	GS	TACKLES							INTERCEPTIONS						O. FUMB				ST				MISC							
				TK	S	A	TFL	YDS	SK	YDS	QBH	NO	YDS	LG	TD	PD	FF	FR	TD	YDS	TK	S	A	FF	FR	S	A					
2017	Bengals	15	7	13	9	4	2	6	0.0	0.0	1	0	0	0	0	0	0	0	0	0	0	0	0	0	0	0	0	0	0	0	0	0
2018	Bengals	16	16	32	22	10	8	18	2.5	14.5	7	0	0	0	0	0	0	0	0	0	0	0	0	0	0	0	0	0	0	0	0	
2019	Bengals	16	14	35	18	17	4	20	1.0	13.0	4	0	0	0	0	0	0	0	0	0	0	0	0	0	0	0	0	0	0	0	0	
2020	Browns	0	0	0	0	0	0	0	0.0	0.0	0	0	0	0	0	0	0	0	0	0	0	0	0	0	0	0	0	0	0	0	0	
2021	Browns	6	0	1	0	1	0	0	0.0	0.0	0	0	0	0	0	0	0	0	0	0	0	0	0	0	0	0	0	0	0	0	0	
2022	Raiders	11	11	34	14	20	2	4	1.0	8.0	3	0	0	0	0	0	0	0	0	0	0	0	0	0	0	0	0	0	0	0	0	
NFL TOTALS		64	48	115	63	52	16	48	4.5	35.5	15	0	0	0	0	0	0	0	0	0	0	0	0	0	0	0	0	0	0	0	0	

ANDREW BILLINGS' 2022 GXG REGULAR-SEASON STATISTICS (RAIDERS)

DATE	OPPONENT	P/S	TACKLES							INTERCEPTIONS						O. FUMB				ST				MISC		W/L	SCORE					
			TK	S	A	SK	YDS	TFL	YDS	QBH	NO	YDS	LG	TD	PD	FF	FR	TD	YDS	TK	S	A	FF	FR	S			A				
09/11	at Chargers	S	3	2	1	0.0	0.0	0	0	0	0	0	0	0	0	0	0	0	0	0	0	0	0	0	0	0	0	0	0	0	L	19-24
09/18	Cardinals	S	3	1	2	0.0	0.0	0	0	0	0	0	0	0	0	0	0	0	0	0	0	0	0	0	0	0	0	0	0	0	L	23-29+
09/25	at Titans	S	3	1	2	0.0	0.0	0	0	0	0	0	0	0	0	0	0	0	0	0	0	0	0	0	0	0	0	0	0	0	L	22-24
10/02	Broncos	S	1	0	1	0.0	0.0	0	0	1	0	0	0	0	0	0	0	0	0	0	0	0	0	0	0	0	0	0	0	0	W	32-23
10/10	at Chiefs	S	0	0	0	0.0	0.0	0	0	0	0	0	0	0	0	0	0	0	0	0	0	0	0	0	0	0	0	0	0	0	L	29-30
10/23	Texans	S	2	0	2	0.0	0.0	0	0	0	0	0	0	0	0	0	0	0	0	0	0	0	0	0	0	0	0	0	0	0	W	38-20
10/30	at Saints	S	2	1	1	0.0	0.0	0	0	0	0	0	0	0	0	0	0	0	0	0	0	0	0	0	0	0	0	0	0	0	L	0-24
11/06	at Jaguars	S	4	1	3	0.0	0.0	1	1	0	0	0	0	0	0	0	0	0	0	0	0	0	0	0	0	0	0	0	0	0	L	20-27
11/13	Colts	S	5	4	1	0.0	0.0	0	0	0	0	0	0	0	0	0	0	0	0	0	0	0	0	0	0	0	0	0	0	0	L	20-25
11/20	at Broncos	S	7	2	5	0.0	0.0	0	0	0	0	0	0	0	0	0	0	0	0	0	0	0	0	0	0	0	0	0	0	0	W	22-16+
11/27	at Seahawks	S	4	2	2	1.0	8.0	1	3	2	0	0	0	0	0	0	0	0	0	0	0	0	0	0	0	0	0	0	0	0	W	40-34+
2022 TOTALS		11-11	34	14	20	1.0	8.0	2	4	3	0	0	0	0	0	0	0	0	0	0	0	0	0	0	0	0	0	0	0	0	4-7	

+ - Overtime



BRANDON BOLDEN

34

POSITION: RB
HT/WT: 5-11/220
ACQUIRED: UFA -'22 (NE)
BORN: 01/26/90
RAIDERS SEASON: 1
NFL SEASON: 10
COLLEGE: Mississippi
HOMETOWN: Baton Rouge, La.

(9/11) at LAC: Caught the first touchdown for the Raiders on an 18-yard pass, his seventh career receiving touchdown...Finished the game with two catches for 21 yards (10.5 avg.) and a touchdown and three carries for seven yards...**(9/18) vs. Ari.:** Inactive...**(9/25) at Ten.:** Rushed 17 yards on three attempts (5.7 avg.) and caught two passes for four yards...**(10/2) vs. Den.:** Talled one return for 32 yards and appeared on offense...**(10/10) at KC.:** Rushed five yards on one attempt and recorded three-for-three receptions on attempts for 29 yards (9.7 avg.)...**(10/23) vs. Hou.:** Saw action on special teams and notched an assisted tackle...**(10/30) at NO.:** Saw action on special teams...**(11/6) at Jac.:** Saw action on offense and special teams... **(11/13) vs. Ind.:** Saw action on special teams...**(11/20) at Den.:** Saw action on offense and special teams...**(11/27) at Sea.:** Saw action on special teams.

BRANDON BOLDEN'S NFL REGULAR SEASON RUSHING/RECEIVING STATISTICS

DATE	TEAM	GP	GS	RUSHING					RECEIVING				
				NO.	YDS.	AVG.	LG	TD	NO.	YDS.	AVG.	LG	TD
2012	Patriots	10	0	56	274	4.9	27	2	2	11	5.5	11	0
2013	Patriots	12	2	55	271	4.9	46	3	21	152	7.2	18	0
2014	Patriots	16	2	28	89	3.2	17	1	2	8	4.0	4	0
2015	Patriots	15	2	63	207	3.3	14	0	19	180	9.5	63t	2
2016	Patriots	14	0	1	4	4.0	4	0	2	15	7.5	13	0
2017	Patriots	16	0	13	67	5.2	20	0	1	7	7.0	7	0
2018	Patriots	0	0	0	0	0.0	0	0	0	0	0.0	0	0
Went from New England to Miami .													
2018	Dolphins	16	0	8	91	11.4	54t	2	3	13	4.3	9	1
2018	TOTAL	16	0	8	91	11.4	54t	2	3	13	4.3	9	1
2019	Patriots	15	2	15	68	4.5	21	3	9	111	12.3	29t	1
2020	Patriots	0	0	0	0	0.0	0	0	0	0	0.0	0	0
2021	Patriots	17	1	44	226	5.1	24	1	41	405	9.9	28	2
2022	Raiders	10	0	8	34	4.3	12	0	9	57	6.3	18t	1
NFL TOTALS		141	9	291	1,331	4.6	54T	12	109	959	8.8	63T	7

BRANDON BOLDEN'S NFL REGULAR SEASON RETURN STATISTICS

DATE	TEAM	KICKOFF RETURNS					PUNT RETURNS						
		RET.	YDS.	AVG.	LG	TD	NO.	FC	YDS.	AVG.	LG	TD	
2012	Patriots	0	0	0.0	0	0	0	0	0	0.0	0	0	
2013	Patriots	0	0	0.0	0	0	0	0	0	0.0	0	0	
2014	Patriots	0	0	0.0	0	0	0	0	0	0.0	0	0	
2015	Patriots	0	0	0.0	0	0	0	0	0	0.0	0	0	
2016	Patriots	0	0	0.0	0	0	0	0	0	0.0	0	0	
2017	Patriots	0	0	0.0	0	0	0	0	0	0.0	0	0	
2018	Patriots	0	0	0.0	0	0	0	0	0	0.0	0	0	
Went from New England to Miami .													
2018	Dolphins	0	0	0.0	0	0	0	0	0	0.0	0	0	
2018	TOTAL	0	0	0.0	0	0	0	0	0	0.0	0	0	
2019	Patriots	23	515	22.4	38	0	0	0	0	0.0	0	0	
2020	Patriots	0	0	0.0	0	0	0	0	0	0.0	0	0	
2021	Patriots	3	62	20.7	25	0	0	0	0	0.0	0	0	
2022	Raiders	1	32	32.0	32	0	0	0	0	0.0	0	0	
NFL TOTALS		27	609	22.6	38	0	0	0	0	0.0	0	0	


100-YARD RUSHING GAMES (1): REGULAR SEASON

DATE	TEAM	ATT.	YDS.	AVG.	LG	TD
09/30/12	at Bills	16	137	8.6	27	1

BRANDON BOLDEN'S 2022 GXG REGULAR-SEASON STATISTICS (RAIDERS)

DATE	OPPONENT	P/S	RUSHING					RECEIVING					W/L	SCORE
			NO.	YDS.	AVG.	LG	TD	NO.	YDS.	AVG.	LG	TD		
09/11	at Chargers	P	3	7	2.3	5	0	2	21	10.5	18t	1	L	19-24
09/18	Cardinals		ON INACTIVE LIST										L	23-29+
09/25	at Titans	P	3	17	5.7	12	0	2	4	2.0	6	0	L	22-24
10/02	Broncos	P	0	0	0.0	0	0	1	-1	-1.0	-1	0	W	32-23
10/10	at Chiefs	P	1	5	5.0	5	0	3	29	9.7	12	0	L	29-30
10/23	Texans	P	0	0	0.0	0	0	0	0	0.0	0	0	W	38-20
10/30	at Saints	P	0	0	0.0	0	0	0	0	0.0	0	0	L	0-24
11/06	at Jaguars	P	1	5	5.0	5	0	0	0	0.0	0	0	L	20-27
11/13	Colts	P	0	0	0.0	0	0	0	0	0.0	0	0	L	20-25
11/20	at Broncos	P	0	0	0.0	0	0	1	4	4.0	4	0	W	22-16+
11/27	at Seahawks	P	0	0	0.0	0	0	0	0	0.0	0	0	W	40-34+
2022 TOTALS		10-0	8	34	4.3	12	0	9	57	6.3	18T	1	4-7	

+ - Overtime



CURTIS BOLTON

36

POSITION: LB
HT/WT: 6-0/228
ACQUIRED: FA '22
BORN: 12/18/95

RAIDERS SEASON: 1
NFL SEASON: 2
COLLEGE: Oklahoma
HOMETOWN: Honolulu, Hawaii

(10/10) at KC.: Recorded one special teams tackle...**(11/13) vs. Ind.:** Notched one special teams tackle...**(11/20) at Den.:** Saw action on special teams...**(11/27) at Sea.:** Played on defense.


CURTIS BOLTON'S NFL REGULAR SEASON DEFENSIVE STATISTICS

DATE	TEAM	GP	GS	TACKLES								INTERCEPTIONS					O. FUMB				ST				MISC										
				TK	S	A	TFL	YDS	SK	YDS	QBH	NO	YDS	LG	TD	PD	FF	FR	TD	YDS	TK	S	A	FF	FR	S	A								
2019	Packers	0	0	0	0	0	0	0	0	0.0	0.0	0	0	0	0	0	0	0	0	0	0	0	0	0	0	0	0	0	0	0	0	0	0	0	0
2020	Packers	0	0	0	0	0	0	0	0	0.0	0.0	0	0	0	0	0	0	0	0	0	0	0	0	0	0	0	0	0	0	0	0	0	0	0	
2021	Colts	0	0	0	0	0	0	0	0	0.0	0.0	0	0	0	0	0	0	0	0	0	0	0	0	0	0	0	0	0	0	0	0	0	0	0	
		Went from Indianapolis to San Francisco.																																	
2021	49ers	0	0	0	0	0	0	0	0	0.0	0.0	0	0	0	0	0	0	0	0	0	0	0	0	0	0	0	0	0	0	0	0	0	0	0	
		Went from San Francisco to Detroit.																																	
2021	Lions	5	0	0	0	0	0	0	0	0.0	0.0	0	0	0	0	0	0	0	0	0	0	0	0	0	0	3	2	1	0	0	0	0	0	0	
2021	TOTAL	5	0	0	0	0	0	0	0	0.0	0.0	0	0	0	0	0	0	0	0	0	0	0	0	0	0	3	2	1	0	0	0	0	0	0	
2022	Raiders	4	0	0	0	0	0	0	0	0.0	0.0	0	0	0	0	0	0	0	0	0	0	0	0	0	0	2	2	0	0	0	0	0	0	0	
NFL TOTALS		9	0	0	0	0	0	0	0	0.0	0.0	0	0	0	0	0	0	0	0	0	0	0	0	0	0	5	4	1	0	0	0	0	0	0	

CURTIS BOLTON'S 2022 GXG REGULAR-SEASON STATISTICS (RAIDERS)

DATE	OPPONENT	P/S	TACKLES								INTERCEPTIONS					O. FUMB				ST				MISC		W/L	SCORE								
			TK	S	A	SK	YDS	TFL	YDS	QBH	NO	YDS	LG	TD	PD	FF	FR	TD	YDS	TK	S	A	FF	FR	S			A							
09/11	at Chargers																																	L	19-24
09/18	Cardinals																																	L	23-29+
09/25	at Titans																																	L	22-24
10/02	Broncos																																	W	32-23
10/10	at Chiefs																																	L	29-30
10/23	Texans																																	W	38-20
10/30	at Saints																																	L	0-24
11/06	at Jaguars																																	L	20-27
11/13	Colts	P	0	0	0	0.0	0.0	0	0	0	0	0	0	0	0	0	0	0	0	0	0	0	0	0	0	0	1	1	0	0	0	0	0	L	20-25
11/20	at Broncos	P	0	0	0	0.0	0.0	0	0	0	0	0	0	0	0	0	0	0	0	0	0	0	0	0	0	0	0	0	0	0	0	0	0	W	22-16+
11/27	at Seahawks	P	0	0	0	0.0	0.0	0	0	0	0	0	0	0	0	0	0	0	0	0	0	0	0	0	0	0	0	0	0	0	0	0	0	W	40-34+
2022 TOTALS		3-0	0	0	0	0.0	0.0	0	0	0	0	0	0	0	0	0	0	0	0	0	0	0	0	0	0	1	1	0	0	0	0	0	4-7		

+ - Overtime



TASHAWN BOWER

96

POSITION: DE **RAIDERS SEASON:** 1
HT/WT: 6-5/250 **NFL SEASON:** 5
ACQUIRED: UFA - '22 (MIN.) **COLLEGE:** LSU
BORN: 02/18/95 **HOMETOWN:** Somerville, NJ

(9/11) at LAC: Inactive...(9/18) vs. Ari.: Saw action on defense...(9/25) at Ten.: Played on defense...(10/2) vs. Den.: Inactive...(10/10) at KC.: Inactive...(10/23) vs. Hou.: Inactive...(10/30) at NO: Inactive...(11/6) at Jac.: Inactive...(11/13) vs. Ind.: Notched one assisted tackle...(11/20) at Den.: Saw action on special teams...(11/27) at Sea.: Played on defense.


TASHAWN BOWER'S NFL REGULAR SEASON DEFENSIVE STATISTICS

DATE	TEAM	GP	GS	TACKLES							INTERCEPTIONS					O. FUMB				ST		MISC					
				TK	S	A	TFL	YDS	SK	YDS	QBH	NO	YDS	LG	TD	PD	FF	FR	TD	YDS	TK	S	A	FF	FR	S	A
2017	Vikings	2	0	1	1	0	1	7	1.0	7.0	1	0	0	0	0	0	0	0	0	0	0	0	0	0	0	0	
2018	Vikings	5	0	6	4	2	1	12	0.0	0.0	0	0	0	0	0	0	0	0	0	0	0	0	0	0	0		
2019	Vikings	0	0	0	0	0	0	0	0.0	0.0	0	0	0	0	0	0	0	0	0	0	0	0	0	0	0		
2020	Patriots	7	3	11	9	2	1	1	0.0	0.0	0	0	0	0	1	0	0	0	0	0	0	0	0	0	0		
2021	Patriots	2	0	3	1	2	1	6	1.0	6.0	1	0	0	0	0	0	0	0	0	0	0	0	0	0	0		
Went from New England to Minnesota.																											
2021	Vikings	4	0	1	1	0	0	0	0.0	0.0	0	0	0	0	0	0	0	0	0	0	0	0	0	0	0	0	
2021	TOTAL	6	0	4	2	2	1	6	1.0	6.0	1	0	0	0	0	0	0	0	0	0	0	0	0	0	0	0	
2022	Raiders	5	0	1	0	1	0	0	0.0	0.0	0	0	0	0	0	0	0	0	0	0	0	0	0	0	0		
NFL TOTALS		25	3	23	16	7	4	26	2.0	13.0	2	0	0	0	0	1	0	0	0	0	0	0	0	0	0	0	

TASHAWN BOWER'S 2022 GXG REGULAR-SEASON STATISTICS (RAIDERS)

DATE	OPPONENT	P/S	TACKLES							INTERCEPTIONS					O. FUMB				ST		MISC		W/L	SCORE						
			TK	S	A	SK	YDS	TFL	YDS	QBH	NO	YDS	LG	TD	PD	FF	FR	TD	YDS	TK	S	A			FF	FR	S	A		
09/11	at Chargers		ON INACTIVE LIST																											
09/18	Cardinals	P	0	0	0	0.0	0.0	0	0	0	0	0	0	0	0	0	0	0	0	0	0	0	0	0	0	0	0			
09/25	at Titans	P	0	0	0	0.0	0.0	0	0	0	0	0	0	0	0	0	0	0	0	0	0	0	0	0	0	0				
10/02	Broncos		ON INACTIVE LIST																											
10/10	at Chiefs		ON INACTIVE LIST																											
10/23	Texans		ON INACTIVE LIST																											
10/30	at Saints		ON INACTIVE LIST																											
11/06	at Jaguars		ON INACTIVE LIST																											
11/13	Colts	P	1	0	1	0.0	0.0	0	0	0	0	0	0	0	0	0	0	0	0	0	0	0	0	0	0	0				
11/20	at Broncos	P	0	0	0	0.0	0.0	0	0	0	0	0	0	0	0	0	0	0	0	0	0	0	0	0	0	0				
11/27	at Seahawks	P	0	0	0	0.0	0.0	0	0	0	0	0	0	0	0	0	0	0	0	0	0	0	0	0	0	0				
2022 TOTALS		5-0	1	0	1	0.0	0.0	0	0	0	0	0	0	0	0	0	0	0	0	0	0	0	0	0	0	0				

+ - Overtime



BRITTAIN BROWN

38

POSITION: RB
HT/WT: 6-0/210
ACQUIRED: D7B - '22
BORN: 10/10/97

RAIDERS SEASON: R
NFL SEASON: R
COLLEGE: UCLA
HOMETOWN: Canton, Ga.

(9/11) at LAC: Inactive...(9/18) vs. Ari.: Inactive...(9/25) at Ten.: Inactive...(10/2) vs. Den.: Inactive...(10/10) at KC.: Inactive...(10/23) vs. Hou.: Inactive... (10/30) at NO.: Inactive...(11/6) at Jac.: Inactive...(11/13) vs. Ind.: Saw action on special teams...(11/20) at Den.: Recorded four tackles, one tackle for loss and played on special teams...(11/27) at Sea.: Inactive.

BRITTAIN BROWN'S NFL REGULAR SEASON RUSHING/RECEIVING STATISTICS

DATE	TEAM	GP	GS	RUSHING					RECEIVING				
				NO.	YDS.	AVG.	LG	TD	NO.	YDS.	AVG.	LG	TD
2022	Raiders	2	0	0	0	0.0	0	0	0	0	0.0	0	0
NFL TOTALS		2	0	0	0	0.0	0	0	0	0	0.0	0	0


BRITTAIN BROWN'S NFL REGULAR SEASON RETURN STATISTICS

DATE	TEAM	KICKOFF RETURNS					PUNT RETURNS					
		RET.	YDS.	AVG.	LG	TD	NO.	FC	YDS.	AVG.	LG	TD
2022	Raiders	0	0	0.0	0	0	0	0	0	0.0	0	0
NFL TOTALS		0	0	0.0	0	0	0	0	0	0.0	0	0

BRITTAIN BROWN'S 2022 GXG REGULAR-SEASON STATISTICS (RAIDERS)

DATE	OPPONENT	P/S	RUSHING					RECEIVING					W/L	SCORE
			NO.	YDS.	AVG.	LG	TD	NO.	YDS.	AVG.	LG	TD		
09/11	at Chargers												L	19-24
09/18	Cardinals												L	23-29+
09/25	at Titans												L	22-24
10/02	Broncos												W	32-23
10/10	at Chiefs												L	29-30
10/23	Texans												W	38-20
10/30	at Saints												L	0-24
11/06	at Jaguars												L	20-27
11/13	Colts	P	0	0	0.0	0	0	0	0	0.0	0	0	L	20-25
11/20	at Broncos	P	0	0	0.0	0	0	0	0	0.0	0	0	W	22-16+
11/27	at Seahawks												W	40-34+
2022 TOTALS		2-0	0	0	0.0	0	0	0	0	0.0	0	0	0	4-7

+ - Overtime



JAYON BROWN

50

POSITION: LB **RAIDERS SEASON:** 1
HT/WT: 6-0/226 **NFL SEASON:** 6
ACQUIRED: UFA - '22 (TEN.) **COLLEGE:** UCLA
BORN: 02/26/95 **HOMETOWN:** Long Beach, Calif.

(9/11) at LAC: Notched five tackles, four solo...saw action on defense and special teams...**(9/18) vs. Ari.:** Recorded 12 tackles (eight solo)...**(9/25) at Ten.:** Made five tackles and earned one pass defensed...**(10/2) vs. Den.:** Appeared on defense and special teams...**(10/10) at KC.:** Inactive...**(10/23) vs. Hou.:** Inactive...**(10/30) at NO:** Inactive...**(11/6) at Jac.:** Inactive...**(11/13) vs. Ind.:** Combined for eight tackles (four solo) and recovered one fumble...**(11/20) at Den.:** Recorded four tackles (three solo) and one quarterback hit...**(11/27) at Sea.:** Combined for five tackles (two solo).


JAYON BROWN'S NFL REGULAR SEASON DEFENSIVE STATISTICS

DATE	TEAM	GP	GS	TACKLES							INTERCEPTIONS						O. FUMB				ST				MISC	
				TK	S	A	TFL	YDS	SK	YDS	QBH	NO	YDS	LG	TD	PD	FF	FR	TD	YDS	TK	S	A	FF	FR	S
2017	Titans	16	0	51	37	14	1	1.5	1.5	3	0	0	0	0	4	0	1	0	0	1	1	0	0	0	0	0
2018	Titans	16	9	96	63	33	8	22	6.0	25.0	10	1	22	22t	1	6	2	1	0	7	1	1	0	0	0	0
2019	Titans	14	14	104	68	36	3	4	1.0	1.0	3	1	0	0	0	8	0	1	1	47	1	1	0	0	0	0
2020	Titans	10	10	76	45	31	5	18	1.0	6.0	2	1	0	0	0	8	2	0	0	0	0	0	0	0	0	0
2021	Titans	10	6	55	35	20	0	0	0.0	0.0	0	1	2	2	0	2	0	0	0	0	0	0	0	0	0	0
2022	Raiders	7	5	39	25	14	0	0	0.0	0.0	1	0	0	0	0	1	0	1	0	0	0	0	0	0	0	0
NFL TOTALS		73	44	421	273	148	17	45	9.5	33.5	19	4	24	22T	1	29	4	4	1	54	3	3	0	0	0	0

JAYON BROWN'S 2022 GXG REGULAR-SEASON STATISTICS (RAIDERS)

DATE	OPPONENT	P/S	TACKLES							INTERCEPTIONS						O. FUMB				ST				MISC			
			TK	S	A	SK	YDS	TFL	YDS	QBH	NO	YDS	LG	TD	PD	FF	FR	TD	YDS	TK	S	A	FF	FR	S	A	W/L
09/11	at Chargers	P	5	4	1	0.0	0.0	0	0	0	0	0	0	0	0	0	0	0	0	0	0	0	0	0	0	L	19-24
09/18	Cardinals	S	12	8	4	0.0	0.0	0	0	0	0	0	0	0	0	0	0	0	0	0	0	0	0	0	0	L	23-29+
09/25	at Titans	S	5	4	1	0.0	0.0	0	0	0	0	0	0	1	0	0	0	0	0	0	0	0	0	0	0	L	22-24
10/02	Broncos	P	0	0	0	0.0	0.0	0	0	0	0	0	0	0	0	0	0	0	0	0	0	0	0	0	0	W	32-23
10/10	at Chiefs		ON INACTIVE LIST																					L	29-30		
10/23	Texans		ON INACTIVE LIST																					W	38-20		
10/30	at Saints		ON INACTIVE LIST																					L	0-24		
11/06	at Jaguars		ON INACTIVE LIST																					L	20-27		
11/13	Colts	S	8	4	4	0.0	0.0	0	0	0	0	0	0	0	0	1	0	0	0	0	0	0	0	0	0	L	20-25
11/20	at Broncos	S	4	3	1	0.0	0.0	0	0	1	0	0	0	0	0	0	0	0	0	0	0	0	0	0	0	W	22-16+
11/27	at Seahawks	S	5	2	3	0.0	0.0	0	0	0	0	0	0	0	0	0	0	0	0	0	0	0	0	0	0	W	40-34+
2022 TOTALS		7-5	39	25	14	0.0	0.0	0	0	1	0	0	0	0	1	0	1	0	0	0	0	0	0	0	0	4-7	

+ - Overtime



DARIEN BUTLER

58

POSITION: LB
HT/WT: 5-10/221
ACQUIRED: FA - '22
BORN: 02/29/00

RAIDERS SEASON: R
NFL SEASON: R
COLLEGE: Arizona State
HOMETOWN: Compton, Calif.

(9/11) at LAC: Inactive...(9/18) vs. Ari.: Saw action on special teams...(9/25) at Ten.: Played on defense...(10/2) vs. Den.: Recorded two special teams tackles...(10/10) at KC.: Saw action on special teams...(10/23) vs. Hou.: Recorded an assisted tackle on special teams...(10/30) at NO: Played at linebacker...(11/6) at Jac.: Appeared on defense...(11/13) vs. Ind.: Combined for three tackles (one solo) and a special teams assisted tackle...(11/20) at Den.: Recorded one assisted tackle on special teams...(11/27) at Sea.: Notched an assisted tackle on special teams.


DARIEN BUTLER'S NFL REGULAR SEASON DEFENSIVE STATISTICS

DATE	TEAM	GP	GS	TACKLES							INTERCEPTIONS						O. FUMB				ST				MISC					
				TK	S	A	TFL	YDS	SK	YDS	QBH	NO	YDS	LG	TD	PD	FF	FR	TD	YDS	TK	S	A	FF	FR	S	A			
2022	Raiders	10	0	3	1	2	0	0	0.0	0.0	0	0	0	0	0	0	0	0	0	0	0	0	0	6	2	4	0	0	0	0
NFL TOTALS		10	0	3	1	2	0	0	0.0	0.0	0	0	0	0	0	0	0	0	0	0	0	0	6	2	4	0	0	0	0	

DARIEN BUTLER'S 2022 GXG REGULAR-SEASON STATISTICS (RAIDERS)

DATE	OPPONENT	P/S	TACKLES							INTERCEPTIONS						O. FUMB				ST				MISC		W/L	SCORE				
			TK	S	A	SK	YDS	TFL	YDS	QBH	NO	YDS	LG	TD	PD	FF	FR	TD	YDS	TK	S	A	FF	FR	S			A			
09/11	at Chargers		ON INACTIVE LIST																								L	19-24			
09/18	Cardinals	P	0	0	0	0.0	0.0	0	0	0	0	0	0	0	0	0	0	0	0	0	0	0	0	0	0	0	0	0	0	L	23-29+
09/25	at Titans	P	0	0	0	0.0	0.0	0	0	0	0	0	0	0	0	0	0	0	0	0	0	0	0	0	0	0	0	0	L	22-24	
10/02	Broncos	P	0	0	0	0.0	0.0	0	0	0	0	0	0	0	0	0	0	0	0	0	2	2	0	0	0	0	0	0	W	32-23	
10/10	at Chiefs	P	0	0	0	0.0	0.0	0	0	0	0	0	0	0	0	0	0	0	0	0	0	0	0	0	0	0	0	L	29-30		
10/23	Texans	P	0	0	0	0.0	0.0	0	0	0	0	0	0	0	0	0	0	0	0	0	1	0	1	0	0	0	0	0	W	38-20	
10/30	at Saints	P	0	0	0	0.0	0.0	0	0	0	0	0	0	0	0	0	0	0	0	0	0	0	0	0	0	0	0	L	0-24		
11/06	at Jaguars	P	0	0	0	0.0	0.0	0	0	0	0	0	0	0	0	0	0	0	0	0	0	0	0	0	0	0	0	L	20-27		
11/13	Colts	P	3	1	2	0.0	0.0	0	0	0	0	0	0	0	0	0	0	0	0	0	1	0	1	0	0	0	0	L	20-25		
11/20	at Broncos	P	0	0	0	0.0	0.0	0	0	0	0	0	0	0	0	0	0	0	0	0	1	0	1	0	0	0	0	W	22-16+		
11/27	at Seahawks	P	0	0	0	0.0	0.0	0	0	0	0	0	0	0	0	0	0	0	0	0	1	0	1	0	0	0	0	W	40-34+		
2022 TOTALS		10-0	3	1	2	0.0	0.0	0	0	0	0	0	0	0	0	0	0	0	0	0	0	0	0	0	0	0	0	0	0	4-7	

+ - Overtime



MATTHEW BUTLER

94

POSITION: DT
HT/WT: 6-3/297
ACQUIRED: D5 - '22
BORN: 10/06/99

RAIDERS SEASON: R
NFL SEASON: R
COLLEGE: Tennessee
HOMETOWN: Raleigh, N.C.

(9/11) at LAC: Inactive...(9/18) vs. Ari.: Inactive...(9/25) at Ten.: Recorded one assisted tackle...(10/2) vs. Den.: Notched one assisted tackle and saw action on special teams...(10/10) at KC.: Inactive...(10/23) vs. Hou.: Inactive...(10/30) at NO: Inactive...(11/6) at Jac.: Notched an assisted tackle...(11/13) vs. Ind.: Inactive...(11/20) at Den.: Inactive...(11/27) at Sea.: Inactive.


MATTHEW BUTLER'S NFL REGULAR SEASON DEFENSIVE STATISTICS

DATE	TEAM	GP	GS	TACKLES							INTERCEPTIONS					O. FUMB				ST				MISC			
				TK	S	A	TFL	YDS	SK	YDS	QBH	NO	YDS	LG	TD	PD	FF	FR	TD	YDS	TK	S	A	FF	FR	S	A
2022	Raiders	3	0	3	1	2	0	0	0.0	0.0	0	0	0	0	0	0	0	0	0	0	0	0	0	0	0	0	0
NFL TOTALS		3	0	3	1	2	0	0	0.0	0.0	0	0	0	0	0	0	0	0	0	0	0	0	0	0	0	0	

MATTHEW BUTLER'S 2022 GXG REGULAR-SEASON STATISTICS (RAIDERS)

DATE	OPPONENT	P/S	TACKLES							INTERCEPTIONS					O. FUMB				ST				MISC		W/L	SCORE		
			TK	S	A	SK	YDS	TFL	YDS	QBH	NO	YDS	LG	TD	PD	FF	FR	TD	YDS	TK	S	A	FF	FR			S	A
09/11	at Chargers		ON INACTIVE LIST																							L	19-24	
09/18	Cardinals		ON INACTIVE LIST																							L	23-29+	
09/25	at Titans	P	1	0	1	0.0	0.0	0	0	0	0	0	0	0	0	0	0	0	0	0	0	0	0	0	0	0	L	22-24
10/02	Broncos	P	1	1	0	0.0	0.0	0	0	0	0	0	0	0	0	0	0	0	0	0	0	0	0	0	0	0	W	32-23
10/10	at Chiefs		ON INACTIVE LIST																							L	29-30	
10/23	Texans		ON INACTIVE LIST																							W	38-20	
10/30	at Saints		ON INACTIVE LIST																							L	0-24	
11/06	at Jaguars	P	1	0	1	0.0	0.0	0	0	0	0	0	0	0	0	0	0	0	0	0	0	0	0	0	0	0	L	20-27
11/13	Colts		ON INACTIVE LIST																							L	20-25	
11/20	at Broncos		ON INACTIVE LIST																							W	22-16+	
11/27	at Seahawks		ON INACTIVE LIST																							W	40-34+	
2022 TOTALS		3-0	3	1	2	0.0	0.0	0	0	0	0	0	0	0	0	0	0	0	0	0	0	0	0	0	0	0	0	4-7

+ - Overtime



DANIEL CARLSON

2

POSITION: K
HT/WT: 6-5/215
ACQUIRED: FA-'18
BORN: 01/23/95

RAIDERS SEASON: 5
NFL SEASON: 5
COLLEGE: Auburn
HOMETOWN: Colorado Springs, Colo.

(9/11) at LAC: Hit two of two field goals and a point after attempt for a total of seven points...**(9/18) vs. Ari.:** Converted on 3-of-3 field goal attempts (25, 32, 55) and 2-of-2 extra point attempts for 11 points...**(9/25) at Ten.:** Recorded 3-of-3 field goals (21,32, 35) and went 1-of-1 in extra points for 10 scored...Has now scored 10+ points in 20 games since entering the league in 2018...**(10/2) vs. Den.:** Converted 4-of-4 field goal attempts (26, 39, 22, 30), and went 1-for-2 on PATs...Totaled 13 points and owns 21 career games with 10+ points since 2018...Has made 35 consecutive field goal attempts dating back to Week 8 of the 2021 season...**(10/10) at KC.:** Converted on three-of-three field goal attempts (53, 50, 47) and went two-for-two on extra points totaling 11...Now owns 22 career games with 10+ points since 2018...He is only the 10th kicker in NFL history to make at least 35-straight attempts.

DANIEL CARLSON'S NFL REGULAR SEASON KICKING STATISTICS

DATE	TEAM	GP	FGM	FGA	PCT.	LG	XP	XPA	PCT.	BLK	PTS
2018	Vikings	2	1	4	25.0	48	6	6	100.0	0	9
Went from Minnesota to Oakland.											
2018	Raiders	10	16	17	94.1	50	18	18	100.0	0	66
2018	TOTAL	12	17	21	81.0	50	24	24	100.0	0	75
2019	Raiders	16	19	26	73.1	48	34	36	94.4	0	91
2020	Raiders	16	33	35	94.3	54	45	47	95.7	0	144
2021	Raiders	17	40	43	93.0	56	30	33	90.9	0	150
2022	Raiders	11	23	25	92.0	57	22	23	95.7	0	91
NFL TOTALS		72	132	150	88.0	57	155	163	95.1	0	551


DANIEL CARLSON'S NFL REGULAR SEASON FIELD-GOAL ACCURACY STATISTICS

DATE	TEAM	1-19	PCT.	20-29	PCT.	30-39	PCT.	40-49	PCT.	50+	PCT.
2018	Vikings	0-0	0.0	0-0	0.0	0-1	0.0	1-3	33.3	0-0	0.0
Went from Minnesota to Oakland.											
2018	Raiders	0-0	0.0	2-2	100.0	3-3	100.0	8-9	88.9	3-3	100.0
2018	TOTAL	0-0	0.0	2-2	100.0	3-4	75.0	9-12	75.0	3-3	100.0
2019	Raiders	0-0	0.0	8-8	100.0	5-6	83.3	6-10	60.0	0-2	0.0
2020	Raiders	0-0	0.0	18-18	100.0	8-8	100.0	3-5	60.0	4-4	100.0
2021	Raiders	0-0	0.0	10-11	90.9	12-12	100.0	12-13	92.3	6-7	85.7
2022	Raiders	0-0	0.0	7-7	100.0	8-8	100.0	1-2	50.0	7-8	87.5
NFL TOTALS		0-0	0.0	45-46	97.8	36-38	94.7	31-42	73.8	20-24	83.3

DANIEL CARLSON'S 2022 GXG REGULAR-SEASON STATISTICS (RAIDERS)

DATE	OPPONENT	P	FIELD GOALS				EXTRA POINTS					W/L	SCORE
			FGM	FGA	PCT	LG	XP	XPA	PCT	BLK	PTS		
09/11	at Chargers	P	2	2	100.0	55	1	1	100.0	0	7	L	19-24
09/18	Cardinals	P	3	3	100.0	55	2	2	100.0	0	11	L	23-29+
09/25	at Titans	P	3	3	100.0	35	1	1	100.0	0	10	L	22-24
10/02	Broncos	P	4	4	100.0	39	2	3	66.7	0	14	W	32-23
10/10	at Chiefs	P	3	3	100.0	53	2	2	100.0	0	11	L	29-30
10/23	Texans	P	1	1	100.0	50	5	5	100.0	0	8	W	38-20
10/30	at Saints	P	0	0	0.0	0	0	0	0.0	0	0	L	0-24
11/06	at Jaguars	P	2	2	100.0	38	2	2	100.0	0	8	L	20-27
11/13	Colts	P	0	0	0.0	0	2	2	100.0	0	2	L	20-25
11/20	at Broncos	P	3	4	75.0	57	1	1	100.0	0	10	W	22-16+
11/27	at Seahawks	P	2	3	66.7	36	4	4	100.0	0	10	W	40-34+
2022 TOTALS		11	23	25	92.0	57	22	23	95.7	0	91	4-7	

+ - Overtime



DEREK CARR

4

POSITION: QB
HT/WT: 6-3/215
ACQUIRED: D2-'14
BORN: 03/28/91

RAIDERS SEASON: 9
NFL SEASON: 9
COLLEGE: Fresno State
HOMETOWN: Bakersfield, Calif.

(9/11) at LAC: Completed 22-of-27 pass attempts (59.5) for 295 yards, two touchdowns and three interceptions...Notched his 60th career game with multiple passing touchdowns...Owns 195 passing touchdowns since entering the league in 2014, 10th-most in the NFL over that span...**(9/18) vs. Ari.:** Completed 25-of-39 pass attempts (64.1%) for 252 yards and two touchdowns for a 99.5 passer rating...Has now recorded multiple passing touchdowns in 61 career games since entering the league in 2014...**(9/25) at Ten.:** Completed 26-of-44 passes for 303 yards and two touchdowns and an interception...Marked his 32nd performance of 300+ passing yards since entering the league in 2014...**(10/2) vs. Den.:** Completed 21-of-34 passes for 188 yards and rushed for 40 yards (5.7 avg.) on seven attempts...Notched a career-high give rushing first downs, the most by a Raider since Marcus Mariota against the Chargers in 2020...**(10/10) at KC.:** Completed 19-of-30 passes for 241 yards and two touchdowns...Notched a 58-yard touchdown pass in the first quarter and a 48-yard touchdown pass in the fourth...Reached 201 career passing touchdowns becoming on the 19th quarterback in NFL history to reach the milestone in 132 games or less... **(10/23) at Hou.:** Completed 21-of-27 passes for 241 yards and one touchdown... Now owns 55 career games with at least one passing touchdown and no interceptions, the sixth most of such game in the NFL since 2014... He has now completed 255 passes of 25+ yards since he entered the league in 2014, the fifth most in the NFL over that span. **(10/30) at NO.:** Completed 15-of-26 passes for 101 yards... **(11/6) at Jac.:** Finished the game with 259 passing yards and two touchdowns, completing 21-of-36 attempts for a 99.2 passer rating...The game marked Carr's 64th career game with multiple passing touchdowns, the eighth most in the NFL since 2014...**(11/13) vs. Ind.:** Completed 24-of-38 passes (63.2%) for 248 yards, two touchdowns and a 99.5 passer rating...Tallied his sixth game with multiple passing touchdowns this season, tied for the fourth most in the NFL...Now owns 65 career games with multiple passing touchdowns, the eighth most in the NFL since 2014...Carr completed a 48-yard touchdown pass to WR Davante Adams in the fourth quarter, his sixth completion of 40+ yards this season, tied for the fourth most in the NFL in 2022...Has now completed 79 passes of 40+ yards since entering the league in 2014, tied for the fifth most in the NFL over that span...**(11/20) at Den.:** Completed 23-of-37 passes (62.2%) for 307 yards, two touchdowns and a 106.5 passer rating...Notched his second game of the season with 300+ passing yards and the 33rd of his career...His 33 300-yard games since 2014 are the 10th most in the NFL over that span...Carr has completed 13 passes of 30+ yards this season, the sixth most in the NFL...**(11/27) at Sea.:** Completed 25-of-36 passes (69.4%) for 295 yards, three touchdowns, two interceptions and a 98.7 passer rating...Completed four passes 20 or more yards...Now owns 36 completions of 20+ yards in 2022, the seventh most in the NFL...Has the seventh most completions of 20+ yards in the NFL since entering the league in 2014 (437).

DEREK CARR'S NFL REGULAR SEASON PASSING/RUSHING STATISTICS

DATE	TEAM	GP	GS	PASSING											RUSHING				
				ATT.	CMP.	PCT.	YDS	AVG.	TD	INT.	LG	SK	LST	RATE	NO.	YDS.	AVG.	LG	TD
2014	Raiders	16	16	599	348	58.1	3,270	5.5	21	12	77t	24	149	76.6	29	92	3.2	41	0
2015	Raiders	16	16	573	350	61.1	3,987	7.0	32	13	68t	31	230	91.1	33	138	4.2	24	0
2016	Raiders	15	15	560	357	63.8	3,937	7.0	28	6	75t	16	79	96.7	39	70	1.8	13	0
2017	Raiders	15	15	515	323	62.7	3,496	6.8	22	13	87t	20	101	86.4	23	66	2.9	32	0
2018	Raiders	16	16	553	381	68.9	4,049	7.3	19	10	66	51	299	93.9	24	47	2.0	15	1
2019	Raiders	16	16	513	361	70.4	4,054	7.9	21	8	75	29	184	100.8	27	82	3.0	15	2
2020	Raiders	16	16	517	348	67.3	4,103	7.9	27	9	85t	26	150	101.4	39	140	3.6	18	3
2021	Raiders	17	17	626	428	68.4	4,804	7.7	23	14	61t	40	241	94.0	40	108	2.7	22	0
2022	Raiders	11	11	384	242	63.0	2,730	7.1	18	7	60	21	140	92.3	17	77	4.5	20	0
TOTALS		138	138	4,840	3,138	64.8	34,430	7.1	211	92	87T	258	1,573	92.4	271	820	3.0	41	6

DEREK CARR'S 2022 GXG REGULAR-SEASON STATISTICS (RAIDERS)

DATE	OPPONENT	P/S	PASSING										RUSHING					SCORE	
			ATT	CMP	YDS	PCT	Y/A	Y/C	TD	INT	LG	SK/YD	RATE	ATT	YDS	LG	TD		W/L
09/11	at Chargers	S	37	22	295	59.5	8.0	13.4	2	3	41	5/29	69.1	0	0	0	0	L	19-24
09/18	Cardinals	S	39	25	252	64.1	6.5	10.1	2	0	23	1/8	99.5	1	9	9	0	L	23-29+
09/25	at Titans	S	44	26	303	59.1	6.9	11.7	2	1	60	1/7	85.7	2	17	11	0	L	22-24
10/02	Broncos	S	34	21	188	61.8	5.5	9.0	0	0	20	2/15	76.6	7	40	20	0	W	32-23
10/10	at Chiefs	S	30	19	241	63.3	8.0	12.7	2	0	58t	2/18	110.6	1	3	3	0	L	29-30
10/23	Texans	S	27	21	241	77.8	8.9	11.5	1	0	27	1/5	116.2	3	-1	0	0	W	38-20
10/30	at Saints	S	26	15	101	57.7	3.9	6.7	0	1	14	3/20	50.3	1	-1	-1	0	L	0-24
11/06	at Jaguars	S	36	21	259	58.3	7.2	12.3	2	0	38t	2/11	99.2	0	0	0	0	L	20-27
11/13	Colts	S	38	24	248	63.2	6.5	10.3	2	0	48t	2/16	99.5	0	0	0	0	L	20-25
11/20	at Broncos	S	37	23	307	62.2	8.3	13.3	2	0	43	1/9	106.5	0	0	0	0	W	22-16+
11/27	at Seahawks	S	36	25	295	69.4	8.2	11.8	3	2	36t	1/2	98.7	2	10	7	0	W	40-34+
2022 TOTALS		11-11	384	242	2,730	63.0	7.1	11.3	18	7	60	21/140	92.3	17	77	20	0	4-7	

+ - Overtime

300-YARD PASSING GAMES (33): REGULAR SEASON

DATE	TEAM	NO.	YDS.	AVG.	LG	TD
10/26/14	at Browns	34	328	9.6	31	1
09/20/15	RAVENS	30	351	11.7	68t	3
09/27/15	at Browns	20	314	15.7	55	2
11/01/15	JETS	23	333	14.5	59t	4
11/08/15	at Steelers	24	301	12.5	38t	4
11/15/15	VIKINGS	29	302	10.4	38	2
11/29/15	at Titans	24	330	13.8	41	3
09/11/16	at Saints	24	319	13.3	43	1
10/09/16	CHARGERS	25	317	12.7	64t	2
10/30/16	at Buccaneers	40	513	12.8	68	4
11/27/16	PANTHERS	26	315	12.1	49	2
10/19/17	CHIEFS	29	417	14.4	45t	3
10/29/17	at Bills	31	313	10.1	40	1
11/05/17	at Dolphins	21	300	14.3	44t	1
09/10/18	RAMS	29	303	10.4	45	0
09/23/18	at Dolphins	27	345	12.8	66	1
09/30/18	BROWNS	35	437	12.5	36	4
12/09/18	STEELERS	25	322	12.9	39	2
12/29/19	at Broncos	29	391	13.5	75	1
10/04/20	BILLS	32	311	9.7	37	2
10/11/20	at Chiefs	22	347	15.8	72t	3
12/06/20	at Jets	28	381	13.6	46t	3
12/13/20	COLTS	31	316	10.2	47t	2
12/26/20	DOLPHINS	21	336	16.0	85t	1
01/03/21	at Broncos	24	371	15.5	57	2
09/13/21	RAVENS	34	435	12.8	37	2
09/19/21	at Steelers	28	382	13.6	61t	2
09/26/21	DOLPHINS	26	386	14.8	34	2
10/17/21	at Broncos	18	341	18.9	51	2
10/24/21	EAGLES	31	323	10.4	43	2
11/25/21	at Cowboys	24	373	15.5	56t	1
09/25/22	at Titans	26	303	11.7	60	2
11/20/22	at Broncos	23	307	13.3	43	2

300-YARD PASSING GAMES (1): POSTSEASON

DATE	TEAM	NO.	YDS.	AVG.	LG	TD
01/15/22	at Bengals	29	310	10.7	26	1



AJ COLE

6

POSITION: P
HT/WT: 6-4/220
ACQUIRED: FA-'19
BORN: 11/27/95

RAIDERS SEASON: 4
NFL SEASON: 4
COLLEGE: N.C. State
HOMETOWN: College Park, Ga.

(9/11) at LAC: Netted 106 yards (53 avg.) and a 56-long...**(9/18) vs. Ari.:** Totaled three punts for 161 yards (53.7 avg.) and 66 long...**(9/25) at Ten.:** Recorded 144 yards (48.0 avg.) on three punts with two touchbacks...**(10/2) vs. Den.:** Tallied 215 yards (53.8 avg.) with 62 long and one touchback...**(10/10) at KC.:** Tallied 104 yards on two punts (52 avg.) and 60 long.


AJ COLE'S NFL REGULAR SEASON PUNTING STATISTICS

DATE	TEAM	GP	NO.	YDS.	AVG.	OPP. RET.	YDS.	NET YDS.	AVG.	TB	IN20	LG	BK
2019	Raiders	16	67	3,081	46.0	30	318	2,643	39.4	6	33	74	0
2020	Raiders	16	44	1,939	44.1	14	133	1,766	40.1	2	20	63	0
2021	Raiders	17	64	3,202	50.0	27	341	2,721	42.5	7	28	71	0
2022	Raiders	11	36	1,820	50.6	18	212	1,608	44.7	0	17	67	0
NFL TOTALS		60	211	10,042	47.6	89	1,004	8,738	41.4	15	98	74	0

AJ COLE'S 2022 GXG REGULAR-SEASON STATISTICS (RAIDERS)

DATE	OPPONENT		NO.	YDS.	AVG.	OPP. RET.	YDS.	NET YDS.	AVG	TB	IN20	LG	BK	W/L	SCORE
09/11	at Chargers	P	2	106	53.0	0	0	106	53.0	0	1	56	0	L	19-24
09/18	Cardinals	P	3	161	53.7	2	21	140	46.7	0	0	66	0	L	23-29+
09/25	at Titans	P	3	144	48.0	1	21	123	41.0	0	2	58	0	L	22-24
10/02	Broncos	P	4	215	53.8	3	66	149	37.3	0	1	62	0	W	32-23
10/10	at Chiefs	P	2	104	52.0	1	7	97	48.5	0	0	60	0	L	29-30
10/23	Texans	P	2	93	46.5	1	1	92	46.0	0	1	50	0	W	38-20
10/30	at Saints	P	5	229	45.8	2	15	214	42.8	0	4	54	0	L	0-24
11/06	at Jaguars	P	4	196	49.0	2	16	180	45.0	0	3	60	0	L	20-27
11/13	Colts	P	5	294	58.8	3	27	267	53.4	0	3	67	0	L	20-25
11/20	at Broncos	P	4	187	46.8	2	27	160	40.0	0	1	58	0	W	22-16+
11/27	at Seahawks	P	2	91	45.5	1	11	80	40.0	0	1	50	0	W	40-34+
2022 TOTALS		11	36	1,820	50.6	18	212	1,608	44.7	0	17	67	0	4-7	

+ - Overtime



KEELAN COLE

84

POSITION: WR
HT/WT: 6-1/194
ACQUIRED: FA - '22
BORN: 04/20/93

RAIDERS SEASON: 1
NFL SEASON: 6
COLLEGE: Kentucky Wesleyan
HOMETOWN: Louisville, Ky.

(9/18) vs. Ari.: Inactive...**(9/25) at Ten.:** Saw action on offense and special teams...**(10/2) vs. Den.:** Played on offense and special teams...**(10/10) at KC.:** Appeared on offense and special teams... **(10/23) vs. Hou.:** Inactive...**(10/30) at NO.:** Recorded two receptions for 30 yards...**(11/6) at Jac.:** Saw action on offense...**(11/13) vs. Ind.:** Saw action on offense and special teams...**(11/20) at Den.:** Recored one reception on two targets for 21 yards...Saw action on special teams...**(11/27) at Sea.:** Finished the game with two receptions for 12 yards (6.0 avg.)...Also added an 11-yard punt return (3.7 avg.).

KEELAN COLE'S NFL REGULAR SEASON RUSHING/RECEIVING STATISTICS

DATE	TEAM	GP	GS	RECEIVING				RUSHING					
				NO.	YDS.	AVG.	LG	TD	NO.	YDS.	AVG.	LG	TD
2017	Jaguars	16	6	42	748	17.8	75t	3	0	0	0.0	0	0
2018	Jaguars	16	11	38	491	12.9	35	1	0	0	0.0	0	0
2019	Jaguars	16	1	24	361	15.0	55	3	1	6	6.0	6	0
2020	Jaguars	16	5	55	642	11.7	51	5	1	2	2.0	2	0
2021	Jets	15	11	28	449	16.0	54	1	0	0	0.0	0	0
2022	Raiders	8	3	6	75	12.5	21	0	0	0	0.0	0	0
NFL TOTALS		87	37	193	2,766	14.3	75T	13	2	8	4.0	6	0

KEELAN COLE'S NFL REGULAR SEASON RETURN STATISTICS

DATE	TEAM	KICKOFF RETURNS					PUNT RETURNS					
		RET.	YDS.	AVG.	LG	TD	NO.	FC	YDS.	AVG.	LG	TD
2017	Jaguars	2	26	13.0	14	0	0	1	0	0.0	0	0
2018	Jaguars	0	0	0.0	0	0	0	0	0	0.0	0	0
2019	Jaguars	3	110	36.7	59	0	0	0	0	0.0	0	0
2020	Jaguars	3	80	26.7	40	0	9	8	140	15.6	91t	1
2021	Jets	7	137	19.6	26	0	1	0	3	3.0	3	0
2022	Raiders	0	0	0.0	0	0	13	6	79	6.1	13	0
NFL TOTALS		15	353	23.5	59	0	23	15	222	9.7	91T	1


100-YARD RECEIVING GAMES (4): REGULAR SEASON

DATE	TEAM	NO.	YDS.	AVG.	LG	TD
12/17/17	TEXANS	7	186	26.6	73	1
12/24/17	at 49ers	6	108	18.0	32	0
09/16/18	PATRIOTS	7	116	16.6	24t	1
10/18/20	LIONS	6	143	23.8	51	0

KEELAN COLE'S 2022 GXG REGULAR-SEASON STATISTICS (RAIDERS)

DATE	OPPONENT	P/S	RECEIVING					RUSHING					W/L	SCORE
			NO.	YDS.	AVG.	LG	TD	NO.	YDS.	AVG.	LG	TD		
09/11	at Chargers												L	19-24
09/18	Cardinals												L	23-29+
09/25	at Titans	P	1	12	12.0	12	0	0	0	0.0	0	0	L	22-24
10/02	Broncos	S	0	0	0.0	0	0	0	0	0.0	0	0	W	32-23
10/10	at Chiefs	P	0	0	0.0	0	0	0	0	0.0	0	0	L	29-30
10/23	Texans												W	38-20
10/30	at Saints	P	2	30	15.0	18	0	0	0	0.0	0	0	L	0-24
11/06	at Jaguars	P	0	0	0.0	0	0	0	0	0.0	0	0	L	20-27
11/13	Colts	S	0	0	0.0	0	0	0	0	0.0	0	0	L	20-25
11/20	at Broncos	P	1	21	21.0	21	0	0	0	0.0	0	0	W	22-16+
11/27	at Seahawks	S	2	12	6.0	9	0	0	0	0.0	0	0	W	40-34+
2022 TOTALS		8-3	6	75	12.5	21	0	0	0	0.0	0	0	0	4-7

+ - Overtime



LESTER COTTON SR.

67

POSITION: G
HT/WT: 6-4/335
ACQUIRED: FA-'19
BORN: 02/20/96

RAIDERS SEASON: 2
NFL SEASON: 2
COLLEGE: Alabama
HOMETOWN: Tuscaloosa, Ala.

(9/11) at LAC: Saw action on offense and special teams...**(9/18) vs. Ari.:** Appeared on offense...**(9/25) at Ten.:** Played on offense...**(10/2) vs. Den.:** Saw action on special teams...**(10/10) at KC.:** Played on special teams... **(10/23) vs. Hou.:** Saw action on special teams...**(10/30) at NO.:** Did not play...**(11/6) at Jac.:** Saw action on special teams...**(11/13) vs. Ind.:** Saw action on special teams...**(11/20) at Den.:** Played on special teams...**(11/27) at Sea.:** Saw action on special teams.

LESTER COTTON SR.'S NFL REGULAR SEASON STATISTICS

DATE	TEAM	GP	GS
2019	Raiders	1	0
2021	Raiders	3	0
2022	Raiders	10	1
NFL TOTALS		14	1

LESTER COTTON SR.'S 2022 GXG REGULAR-SEASON STATISTICS (RAIDERS)

DATE	OPPONENT	P/S	W/L	SCORE
09/11	at Chargers	P	L	19-24
09/18	Cardinals	S	L	23-29+
09/25	at Titans	P	L	22-24
10/02	Broncos	P	W	32-23
10/10	at Chiefs	P	L	29-30
10/23	Texans	P	W	38-20
10/30	at Saints		L	0-24
11/06	at Jaguars	P	L	20-27
11/13	Colts	P	L	20-25
11/20	at Broncos	P	W	22-16+
11/27	at Seahawks	P	W	40-34+
2022 TOTALS		10-1	4-7	

DID NOT PLAY (NON-INJURY)

+ - Overtime



MAXX CROSBY

98

POSITION: DE
HT/WT: 6-5/255
ACQUIRED: D4A-'19
BORN: 08/22/97

RAIDERS SEASON: 4
NFL SEASON: 4
COLLEGE: Eastern Michigan
HOMETOWN: Colleyville, Texas

(9/11) at LAC: Finished second on defense with a career-high 10 total tackles (eight solo) and added two quarterback hits and one tackle for loss...Now owns 151 total tackles and 25.0 sacks in 50 career games...**(9/18) vs. Ari.:** Notched four tackles, 1.0 sacks, one tackle for loss and two quarterback hits...**(9/25) at Ten.:** Finished with nine tackles (five solo), 1.0 sack, two tackles for loss, one quarterback hit, one forced fumble and one pass defended...**(10/2) vs. Den.:** Finished with four tackles (all solo), a team-high 2.0 sacks, four tackles for loss, and two quarterback hits...Has 27 total tackles this season, most in the NFL among defensive linemen...**(10/10) at KC.:** Notched four solo tackles and a team-high 2.0 sacks, three tackles for loss and two quarterback hits...His 2.0 sacks earned him his seventh career game with 2.0 sacks or more since 2019 and is tied for sixth-most in the NFL since 2019...**(10/23) vs. Hou.:** Combined for four tackles (three solo), two quarterback hits, and a pass defended...**(10/30) at NO:** Talled seven tackles (five solo) and one tackle for loss...**(11/6) at Jac.:** Finished with five tackles (three solo), one tackle for loss, one quarterback hit, and one fumble recovery...His fumble recovery was the second of his career...Now owns 13 tackles for loss on the season, tied for most in the NFL...**(11/13) vs. Ind.:** Notched 10 total tackles (four solo), 1.0 sack, one tackle for loss, and one quarterback hit...Owns 57 total tackles on the season, the most in the NFL among defensive linemen...**(11/20) at Den.:** Combined for six tackles (five solo), a team-high 2.0 sacks for -10 yards, two tackles for loss, three quarterback hits, one forced fumble and one blocked field goal...Forced two punts by the Broncos with sacks on two separate third downs...Now has 9.0 sacks on the season, tied for fifth-most in the league...**(11/27) at Sea.:** Finished with four total tackles (three solo), a team-high 1.5 sacks (-8.5 yards), one tackle for loss and six quarterback hits...Forced two Seattle punts late in the game to help secure the victory, one with a sack and one with a quarterback hit for an incomplection...Notched his fourth game this season with 1.5 sacks or more, tied for second most in the NFL...Now owns 10 games with 1.5 sacks or more since entering the league in 2019, tied for fourth most in the NFL.


MAXX CROSBY'S NFL REGULAR SEASON DEFENSIVE STATISTICS

DATE	TEAM	GP	GS	TACKLES							INTERCEPTIONS					O. FUMB				ST				MISC				
				TK	S	A	TFL	YDS	SK	YDS	QBH	NO	YDS	LG	TD	PD	FF	FR	TD	YDS	TK	S	A	FF	FR	S	A	
2019	Raiders	16	10	46	35	11	16	77	10.0	69.5	14	0	0	0	0	4	4	0	0	0	0	1	1	0	0	0	0	0
2020	Raiders	16	16	39	20	19	14	52	7.0	38.0	13	0	0	0	0	1	0	1	0	0	0	0	0	0	0	0	0	
2021	Raiders	17	17	56	36	20	13	54	8.0	52.5	30	0	0	0	0	7	0	0	0	0	0	0	0	0	0	0	0	
2022	Raiders	11	11	67	45	22	17	86	10.5	87.5	22	0	0	0	0	2	2	1	0	0	0	0	0	0	0	0	0	
NFL TOTALS		60	54	208	136	72	60	269	35.5	247.5	79	0	0	0	0	14	6	2	0	0	1	1	0	0	0	0	0	

MAXX CROSBY'S 2022 GXG REGULAR-SEASON STATISTICS (RAIDERS)

DATE	OPPONENT	P/S	TACKLES							INTERCEPTIONS					O. FUMB				ST				MISC		W/L	SCORE		
			TK	S	A	SK	YDS	TFL	YDS	QBH	NO	YDS	LG	TD	PD	FF	FR	TD	YDS	TK	S	A	FF	FR			S	A
09/11	at Chargers	S	10	8	2	0.0	0.0	1	0	2	0	0	0	0	0	0	0	0	0	0	0	0	0	0	0	0	L	19-24
09/18	Cardinals	S	4	1	3	1.0	7.0	1	7	2	0	0	0	0	0	0	0	0	0	0	0	0	0	0	0	0	L	23-29+
09/25	at Titans	S	9	5	4	1.0	12.0	2	3	1	0	0	0	0	1	1	0	0	0	0	0	0	0	0	0	L	22-24	
10/02	Broncos	S	4	4	0	2.0	16.0	4	19	2	0	0	0	0	0	0	0	0	0	0	0	0	0	0	0	W	32-23	
10/10	at Chiefs	S	4	4	0	2.0	20.0	3	22	2	0	0	0	0	0	0	0	0	0	0	0	0	0	0	0	L	29-30	
10/23	Texans	S	4	3	1	0.0	0.0	0	0	2	0	0	0	0	1	0	0	0	0	0	0	0	0	0	0	W	38-20	
10/30	at Saints	S	7	5	2	0.0	0.0	1	1	0	0	0	0	0	0	0	0	0	0	0	0	0	0	0	0	L	0-24	
11/06	at Jaguars	S	5	3	2	0.0	0.0	1	5	1	0	0	0	0	0	0	1	0	0	0	0	0	0	0	0	L	20-27	
11/13	Colts	S	10	4	6	1.0	14.0	1	14	1	0	0	0	0	0	0	0	0	0	0	0	0	0	0	0	L	20-25	
11/20	at Broncos	S	6	5	1	2.0	10.0	2	10	3	0	0	0	0	0	1	0	0	0	0	0	0	0	0	0	W	22-16+	
11/27	at Seahawks	S	4	3	1	1.5	8.5	1	5	6	0	0	0	0	0	0	0	0	0	0	0	0	0	0	0	W	40-34+	
2022 TOTALS		11-11	67	45	22	10.5	87.5	17	86	22	0	0	0	0	2	2	1	0	0	0	0	0	0	0	0	0	4-7	

+ - Overtime



JERMAINE ELUEMUNOR

72

POSITION: G/
HT/WT: 6-4/335
ACQUIRED: FA-'21
BORN: 12/13/94

RAIDERS SEASON: 2
NFL SEASON: 6
COLLEGE: Texas A&M
HOMETOWN: London, England

(9/11) at LAC: Appeared on offense and special teams...**(9/18) vs. Ari.:** Saw action on special teams and offense...**(9/25) at Ten.:** Played on offense and special teams...**(10/2) vs. Den.:** Appeared primarily on offense and saw action on special teams...**(10/10) at KC.:** Started at Guard and saw action on special teams... **(10/23) vs. Hou.:** Started at Right Tackle... Saw action on offense...**(10/30) at NO.:** Appeared on offense...**(11/6) at Jac.:** Started at Right Tackle and saw action on special teams... **(11/13) vs. Ind.:** Saw action on offense and special teams...**(11/20) at Den.:** Started at Left Tackle and played on special teams...**(11/27) at Sea.:** Started at Right Tackle and played on special teams.


JERMAINE ELUEMUNOR'S NFL REGULAR SEASON STATISTICS

DATE	TEAM	GP	GS
2017	Ravens	8	2
2018	Ravens	9	1
2019	Ravens	0	0
Went from Baltimore to New England .			
2019	Patriots	10	0
2019	TOTAL	10	0
2020	Patriots	12	8
2021	Raiders	14	3
2022	Raiders	11	11
NFL TOTALS		64	25

JERMAINE ELUEMUNOR'S 2022 GXG REGULAR-SEASON STATISTICS (RAIDERS)

DATE	OPPONENT	P/S	W/L	SCORE
09/11	at Chargers	S	L	19-24
09/18	Cardinals	S	L	23-29+
09/25	at Titans	S	L	22-24
10/02	Broncos	S	W	32-23
10/10	at Chiefs	S	L	29-30
10/23	Texans	S	W	38-20
10/30	at Saints	S	L	0-24
11/06	at Jaguars	S	L	20-27
11/13	Colts	S	L	20-25
11/20	at Broncos	S	W	22-16+
11/27	at Seahawks	S	W	40-34+
2022 TOTALS			4-7	

+ - Overtime



MATTHIAS FARLEY

41

POSITION: S
HT/WT: 5-11/204
ACQUIRED: FA - '22
BORN: 07/15/92

RAIDERS SEASON: 1
NFL SEASON: 7
COLLEGE: Notre Dame
HOMETOWN: Charlotte, N.C.

(9/25) at Ten.: Appeared on special teams...**(10/2) vs. Den.:** Recorded an assisted tackle on special teams...**(10/10) at KC.:** Notched a tackle and saw action on special teams...**(10/23) vs. Hou.:** Tallied one tackle on special teams...**(10/30) at NO.:** Recorded one assisted special teams tackle...**(11/6) at Jac.:** Played on special teams...**(11/13) vs. Ind.:** Notched two assisted tackles on special teams...**(11/20) at Den.:** Recorded one assisted tackle on special teams...**(11/27) at Sea.:** Notched an assisted tackle on special teams.

MATTHIAS FARLEY'S NFL REGULAR SEASON DEFENSIVE STATISTICS

DATE	TEAM	GP	GS	TACKLES							INTERCEPTIONS						O. FUMB				ST					MISC	
				TK	S	A	TFL	YDS	SK	YDS	QBH	NO	YDS	LG	TD	PD	FF	FR	TD	YDS	TK	S	A	FF	FR	S	A
2016	Colts	16	0	4	4	0	0	0.0	0.0	0	0	0	0	0	0	0	0	0	0	0	7	4	3	0	0	0	0
2017	Colts	16	15	95	58	37	4	13	0.0	0.0	3	2	9	9	0	7	1	1	0	0	3	2	1	0	0	0	0
2018	Colts	5	1	17	10	7	0	0	0.0	0.0	0	1	7	7	0	4	1	0	0	0	2	1	1	0	0	0	0
2019	Jets	13	0	0	0	0	0	0	0.0	0.0	0	0	0	0	0	0	0	0	0	0	6	5	1	0	0	0	0
2020	Jets	16	2	16	6	10	0	0	0.0	0.0	1	0	0	0	0	3	0	0	0	0	8	7	1	0	0	0	0
2021	Titans	17	0	5	4	1	0	0	0.0	0.0	0	0	0	0	0	0	1	1	0	1	11	8	3	0	0	0	0
2022	Raiders	11	0	1	1	0	0	0	0.0	0.0	0	0	0	0	0	0	0	0	0	0	8	2	6	0	0	0	0
NFL TOTALS		94	18	138	83	55	4	13	0.0	0.0	4	3	16	9	0	14	3	2	0	1	45	29	16	0	0	0	0

MATTHIAS FARLEY'S 2022 GXG REGULAR-SEASON STATISTICS (RAIDERS)

DATE	OPPONENT	P/S	TACKLES							INTERCEPTIONS						O. FUMB				ST					MISC		SCORE		
			TK	S	A	SK	YDS	TFL	YDS	QBH	NO	YDS	LG	TD	PD	FF	FR	TD	YDS	TK	S	A	FF	FR	S	A		W/L	
09/11	at Chargers		PRACTICE SQUAD																							L	19-24		
09/18	Cardinals		PRACTICE SQUAD																							L	23-29+		
09/25	at Titans		PRACTICE SQUAD																							L	22-24		
10/02	Broncos	P	0	0	0	0.0	0.0	0	0	0	0	0	0	0	0	0	0	0	0	1	0	1	0	0	0	0	0	W	32-23
10/10	at Chiefs	P	1	1	0	0.0	0.0	0	0	0	0	0	0	0	0	0	0	0	0	0	0	0	0	0	0	0	0	L	29-30
10/23	Texans	P	0	0	0	0.0	0.0	0	0	0	0	0	0	0	0	0	0	0	0	1	1	0	0	0	0	0	0	W	38-20
10/30	at Saints	P	0	0	0	0.0	0.0	0	0	0	0	0	0	0	0	0	0	0	0	1	0	1	0	0	0	0	0	L	0-24
11/06	at Jaguars	P	0	0	0	0.0	0.0	0	0	0	0	0	0	0	0	0	0	0	0	0	0	0	0	0	0	0	0	L	20-27
11/13	Colts	P	0	0	0	0.0	0.0	0	0	0	0	0	0	0	0	0	0	0	0	2	0	2	0	0	0	0	0	L	20-25
11/20	at Broncos	P	0	0	0	0.0	0.0	0	0	0	0	0	0	0	0	0	0	0	0	1	0	1	0	0	0	0	0	W	22-16+
11/27	at Seahawks	P	0	0	0	0.0	0.0	0	0	0	0	0	0	0	0	0	0	0	0	1	0	1	0	0	0	0	0	W	40-34+
2022 TOTALS		8-0	1	1	0	0.0	0.0	0	0	0	0	0	0	0	0	0	0	0	0	7	1	6	0	0	0	0	0	4-7	

+ - Overtime



NEIL FARRELL JR.

92

POSITION: DT
HT/WT: 6-4/330
ACQUIRED: D4B - '22
BORN: 09/09/98

RAIDERS SEASON: R
NFL SEASON: R
COLLEGE: LSU
HOMETOWN: Mobile, Ala.

(9/11) at LAC: Inactive...(9/18) vs. Ari.: Inactive...(9/25) at Ten.: Inactive...(10/2) vs. Den.: Inactive...(10/10) at KC.: Recorded one solo tackle...(10/23) vs. Hou.: Notched one quarterback hit...(10/30) at NO: Recorded three assisted tackles...(11/6) at Jac.: Combined for three tackles (one solo) and one tackle for loss...(11/13) vs. Ind.: Inactive...(11/20) at Den.: Recorded one solo tackle on defense...(11/27) at Sea.: Inactive.


NEIL FARRELL JR.'S NFL REGULAR SEASON DEFENSIVE STATISTICS

DATE	TEAM	GP	GS	TACKLES					INTERCEPTIONS					O. FUMB					ST				MISC			
				TK	S	A	TFL	YDS	SK	YDS	QBH	NO	YDS	LG	TD	PD	FF	FR	TD	YDS	TK	S	A	FF	FR	S
2022	Raiders	5	0	8	3	5	1	0	0.0	0.0	1	0	0	0	0	0	0	0	0	0	0	0	0	0	0	0
NFL TOTALS		5	0	8	3	5	1	0	0.0	0.0	1	0	0	0	0	0	0	0	0	0	0	0	0	0	0	

NEIL FARRELL JR.'S 2022 GXG REGULAR-SEASON STATISTICS (RAIDERS)

DATE	OPPONENT	P/S	TACKLES					INTERCEPTIONS					O. FUMB					ST				MISC		W/L	SCORE			
			TK	S	A	SK	YDS	TFL	YDS	QBH	NO	YDS	LG	TD	PD	FF	FR	TD	YDS	TK	S	A	FF			FR	S	A
09/11	at Chargers																									L	19-24	
09/18	Cardinals																									L	23-29+	
09/25	at Titans																									L	22-24	
10/02	Broncos																									W	32-23	
10/10	at Chiefs	P	1	1	0	0.0	0.0	0	0	0	0	0	0	0	0	0	0	0	0	0	0	0	0	0	0	0	L	29-30
10/23	Texans	P	0	0	0	0.0	0.0	0	0	1	0	0	0	0	0	0	0	0	0	0	0	0	0	0	0	0	W	38-20
10/30	at Saints	P	2	0	2	0.0	0.0	0	0	0	0	0	0	0	0	0	0	0	0	0	0	0	0	0	0	0	L	0-24
11/06	at Jaguars	P	3	1	2	0.0	0.0	1	0	0	0	0	0	0	0	0	0	0	0	0	0	0	0	0	0	0	L	20-27
11/13	Colts																									L	20-25	
11/20	at Broncos	P	2	1	1	0.0	0.0	0	0	0	0	0	0	0	0	0	0	0	0	0	0	0	0	0	0	0	W	22-16+
11/27	at Seahawks																									W	40-34+	
2022 TOTALS		5-0	8	3	5	0.0	0.0	1	0	1	0	0	0	0	0	0	0	0	0	0	0	0	0	0	0	4-7		

+ - Overtime



CLELIN FERRELL

99

POSITION: DE
HT/WT: 6-4/265
ACQUIRED: D1A-'19
BORN: 05/17/97

RAIDERS SEASON: 4
NFL SEASON: 4
COLLEGE: Clemson
HOMETOWN: Richmond, Va.

(9/11) at LAC: Recorded one assisted tackle and appeared on special teams...**(9/18) vs. Ari.:** Saw action on defense and special teams...**(9/25) at Ten.:** Combined for two tackles (one solo)...**(10/2) vs. Den.:** Played on defense and special teams...**(10/10) at KC.:** Notched an assisted tackle on special teams and saw action on defense...**(10/23) vs. Hou.:** Combined for three tackles (one solo), 0.5 sacks, and one quarterback hit for a three-yard loss...**(10/30) at NO.:** Recorded one assisted tackle...**(11/6) at Jac.:** Notched two assisted tackles, one pass defended, and one quarterback hit...**(11/13) vs. Ind.:** Inactive...**(11/20) at Den.:** Combined for one solo and one assisted tackle and a quarterback hit...**(11/27) at Sea.:** Notched two assisted tackles and a quarterback hit.


CLELIN FERRELL'S NFL REGULAR SEASON DEFENSIVE STATISTICS

DATE	TEAM	GP	GS	TACKLES							INTERCEPTIONS					O. FUMB				ST				MISC									
				TK	S	A	TFL	YDS	SK	YDS	QBH	NO	YDS	LG	TD	PD	FF	FR	TD	YDS	TK	S	A	FF	FR	S	A						
2019	Raiders	15	15	38	24	14	8	39	4.5	35.0	8	0	0	0	0	5	0	1	0	0	0	0	0	0	0	0	0	0	0	0	0	0	0
2020	Raiders	11	11	27	18	9	3	4	2.0	7.0	10	0	0	0	0	3	2	0	0	0	0	0	0	0	0	0	0	0	0	0	0	0	
2021	Raiders	16	0	12	6	6	1	3	1.5	8.0	6	0	0	0	0	1	0	0	0	0	2	2	0	0	0	0	0	0	0	0	0	0	
2022	Raiders	10	0	13	3	10	0	0	0.5	3.0	5	0	0	0	0	1	0	0	0	0	1	0	1	0	0	0	0	0	0	0	0	0	
NFL TOTALS		52	26	90	51	39	12	46	8.5	53.0	29	0	0	0	0	10	2	1	0	0	3	2	1	0	0	0	0	0	0	0	0	0	

CLELIN FERRELL'S 2022 GXG REGULAR-SEASON STATISTICS (RAIDERS)

DATE	OPPONENT	P/S	TACKLES							INTERCEPTIONS					O. FUMB				ST				MISC		W/L	SCORE					
			TK	S	A	SK	YDS	TFL	YDS	QBH	NO	YDS	LG	TD	PD	FF	FR	TD	YDS	TK	S	A	FF	FR			S	A			
09/11	at Chargers	P	1	0	1	0.0	0.0	0	0	0	0	0	0	0	0	0	0	0	0	0	0	0	0	0	0	0	0	0	0	L	19-24
09/18	Cardinals	P	0	0	0	0.0	0.0	0	0	0	0	0	0	0	0	0	0	0	0	0	0	0	0	0	0	0	0	0	L	23-29+	
09/25	at Titans	P	2	1	1	0.0	0.0	0	0	0	0	0	0	0	0	0	0	0	0	0	0	0	0	0	0	0	0	L	22-24		
10/02	Broncos	P	0	0	0	0.0	0.0	0	0	0	0	0	0	0	0	0	0	0	0	0	0	0	0	0	0	0	0	W	32-23		
10/10	at Chiefs	P	0	0	0	0.0	0.0	0	0	0	0	0	0	0	0	0	0	0	0	0	1	0	1	0	0	0	0	L	29-30		
10/23	Texans	P	3	1	2	0.5	3.0	0	0	2	0	0	0	0	0	0	0	0	0	0	0	0	0	0	0	0	0	W	38-20		
10/30	at Saints	P	1	0	1	0.0	0.0	0	0	0	0	0	0	0	0	0	0	0	0	0	0	0	0	0	0	0	0	L	0-24		
11/06	at Jaguars	P	2	0	2	0.0	0.0	0	0	1	0	0	0	0	1	0	0	0	0	0	0	0	0	0	0	0	0	L	20-27		
11/13	Colts		ON INACTIVE LIST																							L	20-25				
11/20	at Broncos	P	2	1	1	0.0	0.0	0	0	1	0	0	0	0	0	0	0	0	0	0	0	0	0	0	0	0	0	W	22-16+		
11/27	at Seahawks	P	2	0	2	0.0	0.0	0	0	1	0	0	0	0	0	0	0	0	0	0	0	0	0	0	0	0	0	W	40-34+		
2022 TOTALS		10-0	13	3	10	0.5	3.0	0	0	5	0	0	0	0	1	0	0	0	0	1	0	1	0	0	0	0	0	4-7			

+ - Overtime



TYLER HALL

37

POSITION: CB
HT/WT: 5-10/190
ACQUIRED: FA-'22
BORN: 10/31/98

RAIDERS SEASON: 1
NFL SEASON: 3
COLLEGE: Wyoming
HOMETOWN: Hawthorne, Calif.

(11/20) at Den.: Talled three solo tackles, 1.0 sack, one tackle for loss and one quarterback hit...His 1.0 sack was the first of his career, bringing down Broncos QB Russell Wilson for a loss of 11 yards to force a punt in the fourth quarter...**(11/27) at Sea.:** Notched one solo and one assisted tackle.


TYLER HALL'S NFL REGULAR SEASON DEFENSIVE STATISTICS

DATE	TEAM	GP	GS	TACKLES							INTERCEPTIONS						O. FUMB				ST				MISC				
				TK	S	A	TFL	YDS	SK	YDS	QBH	NO	YDS	LG	TD	PD	FF	FR	TD	YDS	TK	S	A	FF	FR	S	A		
2020	Falcons	9	0	2	2	0	0	0	0.0	0.0	0	0	0	0	0	0	0	0	0	0	0	0	4	2	2	0	0	0	0
2021	Falcons	0	0	0	0	0	0	0	0.0	0.0	0	0	0	0	0	0	0	0	0	0	0	0	0	0	0	0	0	0	
Went from Atlanta to L.A. Rams.																													
2021	Rams	0	0	0	0	0	0	0	0.0	0.0	0	0	0	0	0	0	0	0	0	0	0	0	0	0	0	0	0	0	
2021	TOTAL	0	0	0	0	0	0	0	0.0	0.0	0	0	0	0	0	0	0	0	0	0	0	0	0	0	0	0	0	0	
2022	Rams	0	0	0	0	0	0	0	0.0	0.0	0	0	0	0	0	0	0	0	0	0	0	0	0	0	0	0	0	0	
Went from L.A. Rams to Las Vegas.																													
2022	Raiders	2	1	5	4	1	1	11	1.0	11.0	1	0	0	0	0	0	0	0	0	0	0	0	0	0	0	0	0	0	
2022	TOTAL	2	1	5	4	1	1	11	1.0	11.0	1	0	0	0	0	0	0	0	0	0	0	0	0	0	0	0	0	0	
NFL TOTALS		11	1	7	6	1	1	11	1.0	11.0	1	0	0	0	0	0	0	0	0	0	0	4	2	2	0	0	0	0	

TYLER HALL'S 2022 GXG REGULAR-SEASON STATISTICS (RAMS/RAIDERS)

DATE	OPPONENT	P/S	TACKLES							INTERCEPTIONS						O. FUMB				ST				MISC					
			TK	S	A	SK	YDS	TFL	YDS	QBH	NO	YDS	LG	TD	PD	FF	FR	TD	YDS	TK	S	A	FF	FR	S	A	W/L	SCORE	
09/08	Bills																										L	10-31	
09/18	Falcons																										W	31-27	
09/25	at Cardinals																										W	20-12	
10/03	at 49ers																										L	9-24	
10/09	Cowboys																										L	10-22	
Went from Rams to Raiders.																													
10/23	Texans																										W	38-20	
10/30	at Saints																										L	0-24	
11/06	at Jaguars																										L	20-27	
11/13	Colts																										L	20-25	
11/20	at Broncos																										W	22-16+	
11/27	at Seahawks																										W	40-34+	
2022 TOTALS			0	0	0	0.0	0.0	0	0	0	0	0	0	0	0	0	0	0	0	0	0	0	0	0	0	0	0	5-6	

+ - Overtime



DURON HARMON

30

POSITION: S **RAIDERS SEASON:** 1
HT/WT: 6-0/205 **NFL SEASON:** 10
ACQUIRED: UFA - '22 (ATL.) **COLLEGE:** Rutgers
BORN: 01/24/91 **HOMETOWN:** Magnolia, Del.

(9/11) at LAC: Notched three tackles (two solo) and played on special teams...**(9/18) vs. Ari.:** Combined for five tackles (three solo) and a pass defended...**(9/25) at Ten.:** Grabbed his first interception as a Raider and the 22nd of his career...added four total tackles (two solo)...**(10/2) vs. Den.:** Combined for three tackles (two solo) and notched a forced fumble...**(10/10) at KC.:** Recorded three solo tackles...**(10/23) vs. Hou.:** Notched his first career interception and returned for a 73-yard touchdown...Finished with six tackles (five solo) and one pass defended...**(10/30) at NO.:** Combined for four tackles (two solo) and a pass defended...**(11/6) at Jac.:** Notched eight tackles (five solo)...**(11/13) vs. Ind.:** Started at safety and tallied four tackles (two solo)...**(11/20) at Den.:** Notched four tackles (three solo)...**(11/27) at Sea.:** Combined for seven tackles, all solo, and a pass defended.

DURON HARMON'S NFL REGULAR SEASON DEFENSIVE STATISTICS

DATE	TEAM	GP	GS	TACKLES							INTERCEPTIONS					O. FUMB				ST				MISC							
				TK	S	A	TFL	YDS	SK	YDS	QBH	NO	YDS	LG	TD	PD	FF	FR	TD	YDS	TK	S	A	FF	FR	S	A				
2013	Patriots	15	3	31	24	7	0	0	0.0	0.0	0	2	44	42	0	4	0	0	0	0	0	0	0	0	0	0	0	0	0	0	0
2014	Patriots	16	0	11	8	3	0	0	0.0	0.0	0	1	60	60	0	1	0	1	0	-1	1	0	1	0	0	0	0	0	0	0	
2015	Patriots	16	5	19	13	6	0	0	0.0	0.0	0	3	50	30	0	5	0	0	0	0	1	1	0	0	0	0	0	0	0	0	
2016	Patriots	16	4	27	22	5	0	0	0.0	0.0	0	1	0	0	0	2	1	0	0	0	2	2	0	0	1	0	0	0	0	0	
2017	Patriots	16	3	23	16	7	0	0	0.0	0.0	0	4	12	12	0	7	0	0	0	0	0	0	0	0	0	0	0	0	0	0	
2018	Patriots	16	6	38	32	6	0	0	0.0	0.0	1	4	0	0	0	4	0	1	0	4	0	0	0	0	0	0	0	0	0	0	
2019	Patriots	16	8	22	19	3	1	8	0.0	0.0	2	2	27	27	0	5	0	0	0	0	0	0	0	0	0	0	0	0	0	0	
2020	Lions	16	16	70	52	18	0	0	0.0	0.0	1	2	22	21	0	5	0	0	0	0	3	2	1	0	0	0	0	0	0	0	
2021	Falcons	17	17	64	42	22	2	1	0.0	0.0	1	2	0	0	0	5	0	0	0	0	3	2	1	0	0	0	0	0	0	0	
2022	Raiders	11	10	51	36	15	0	0	0.0	0.0	0	2	86	73t	1	5	1	0	0	0	0	0	0	0	0	0	0	0	0	0	
NFL TOTALS		155	72	356	264	92	3	9	0.0	0.0	5	23	301	73T	1	43	2	2	0	3	10	7	3	0	1	0	0	0	0		

DURON HARMON'S 2022 GXG REGULAR-SEASON STATISTICS (RAIDERS)

DATE	OPPONENT	P/S	TACKLES							INTERCEPTIONS					O. FUMB				ST				MISC		W/L	SCORE		
			TK	S	A	SK	YDS	TFL	YDS	QBH	NO	YDS	LG	TD	PD	FF	FR	TD	YDS	TK	S	A	FF	FR			S	A
09/11	at Chargers	P	3	2	1	0.0	0.0	0	0	0	0	0	0	0	0	0	0	0	0	0	0	0	0	0	0	0	L	19-24
09/18	Cardinals	S	5	3	2	0.0	0.0	0	0	0	0	0	0	0	1	0	0	0	0	0	0	0	0	0	0	L	23-29+	
09/25	at Titans	S	4	2	2	0.0	0.0	0	0	0	1	13	13	0	1	0	0	0	0	0	0	0	0	0	0	L	22-24	
10/02	Broncos	S	3	2	1	0.0	0.0	0	0	0	0	0	0	0	0	1	0	0	0	0	0	0	0	0	0	W	32-23	
10/10	at Chiefs	S	3	3	0	0.0	0.0	0	0	0	0	0	0	0	0	0	0	0	0	0	0	0	0	0	0	L	29-30	
10/23	Texans	S	6	5	1	0.0	0.0	0	0	0	1	73	73	1	1	0	0	0	0	0	0	0	0	0	0	W	38-20	
10/30	at Saints	S	4	2	2	0.0	0.0	0	0	0	0	0	0	0	1	0	0	0	0	0	0	0	0	0	0	L	0-24	
11/06	at Jaguars	S	8	5	3	0.0	0.0	0	0	0	0	0	0	0	0	0	0	0	0	0	0	0	0	0	0	L	20-27	
11/13	Colts	S	4	2	2	0.0	0.0	0	0	0	0	0	0	0	0	0	0	0	0	0	0	0	0	0	0	L	20-25	
11/20	at Broncos	S	4	3	1	0.0	0.0	0	0	0	0	0	0	0	0	0	0	0	0	0	0	0	0	0	0	W	22-16+	
11/27	at Seahawks	S	7	7	0	0.0	0.0	0	0	0	0	0	0	0	1	0	0	0	0	0	0	0	0	0	0	W	40-34+	
2022 TOTALS		11-10	51	36	15	0.0	0.0	0	0	0	2	86	73T	1	5	1	0	0	0	0	0	0	0	0	0	4-7		

+ - Overtime



MACK HOLLINS

10

POSITION: WR
HT/WT: 6-4/221
ACQUIRED: UFA -'22 (MIA.)
BORN: 09/16/93
RAIDERS SEASON: 1
NFL SEASON: 6
COLLEGE: North Carolina
HOMETOWN: Rockville, Md.

(9/11) at LAC: One reception for 16 yards and appeared on special teams...**(9/18) vs. Ari.:** Totaled five receptions for a team-high 66 yards (13.2 avg.), the third most on the team...**(9/25) at Ten.:** Lead the team in receptions (eight), tallied 158 yards (19.8 avg.) and one touchdown...Established single-game career highs in receptions (8) and receiving yards (158), more than doubling his previous single-game high (72 at NYJ, 11/21/21)...**(10/2) vs. Den.:** Grabbed three receptions on five targets for 33 yards (11.0 avg.) and 16 long...**(10/10) at KC.:** Saw action on offense and recorded one assisted tackle on special teams... **(10/23) vs. Hou.:** Finished the game with 44 receiving yards on two receptions (22.0 avg.), including a 26-yard touchdown grab...**(10/30) at NO.:** Led the team with seven receptions for 64 yards (9.1 avg.)...His 14.7 average this season ranks tied for ninth in the NFL among players with at least 25 catches...**(11/6) at Jac.:** Totaled two receptions for 17 yards and appeared on special teams...**(11/13) vs Ind.:** Targeted six times for two receptions totaling 18 yards, and appeared on special teams...**(11/20) at Den.:** Grabbed six receptions on nine targets for 52 (8.7 avg.) and 18 long...**(11/27) at Sea.:** Finished the game with four receptions for 63 yards (15.8 avg.) and a touchdown...Now has three receiving touchdowns on the season and nine in his career.

MACK HOLLINS' NFL REGULAR SEASON RUSHING/RECEIVING STATISTICS

DATE	TEAM	GP	GS	RECEIVING					RUSHING				
				NO.	YDS.	AVG.	LG	TD	NO.	YDS.	AVG.	LG	TD
2017	Eagles	16	0	16	226	14.1	64t	1	0	0	0.0	0	0
2018	Eagles	0	0	0	0	0.0	0	0	0	0	0.0	0	0
2019	Eagles	12	3	10	125	12.5	20	0	0	0	0.0	0	0
Went from Philadelphia to Miami.													
2019	Dolphins	3	0	0	0	0.0	0	0	0	0	0.0	0	0
2019	TOTAL	15	3	10	125	12.5	20	0	0	0	0.0	0	0
2020	Dolphins	15	2	16	176	11.0	34	1	0	0	0.0	0	0
2021	Dolphins	17	3	14	223	15.9	65t	4	0	0	0.0	0	0
2022	Raiders	11	10	40	531	13.3	60	3	1	0	0.0	0	0
NFL TOTALS		74	18	96	1,281	13.3	65T	9	1	0	0.0	0	0

MACK HOLLINS' NFL REGULAR SEASON RETURN STATISTICS

DATE	TEAM	KICKOFF RETURNS					PUNT RETURNS					
		RET.	YDS.	AVG.	LG	TD	NO.	FC	YDS.	AVG.	LG	TD
2017	Eagles	0	0	0.0	0	0	0	0	0	0.0	0	0
2018	Eagles	0	0	0.0	0	0	0	0	0	0.0	0	0
2019	Eagles	0	0	0.0	0	0	0	0	0	0.0	0	0
Went from Philadelphia to Miami.												
2019	Dolphins	0	0	0.0	0	0	0	0	0	0.0	0	0
2019	TOTAL	0	0	0.0	0	0	0	0	0	0.0	0	0
2020	Dolphins	0	0	0.0	0	0	0	0	0	0.0	0	0
2021	Dolphins	0	0	0.0	0	0	0	0	0	0.0	0	0
2022	Raiders	0	0	0.0	0	0	0	0	0	0.0	0	0
NFL TOTALS		0	0	0.0	0	0	0	0	0	0.0	0	0


100-YARD RECEIVING GAMES (1): REGULAR SEASON

DATE	TEAM	NO.	YDS.	AVG.	LG	TD
09/25/22	at Titans	8	158	19.8	60	1

MACK HOLLINS' 2022 GXG REGULAR-SEASON STATISTICS (RAIDERS)

DATE	OPPONENT	P/S	RECEIVING					RUSHING					W/L	SCORE
			NO.	YDS.	AVG.	LG	TD	NO.	YDS.	AVG.	LG	TD		
09/11	at Chargers	S	1	16	16.0	16	0	0	0	0.0	0	0	L	19-24
09/18	Cardinals	P	5	66	13.2	23	0	0	0	0.0	0	0	L	23-29+
09/25	at Titans	S	8	158	19.8	60	1	0	0	0.0	0	0	L	22-24
10/02	Broncos	S	3	33	11.0	16	0	0	0	0.0	0	0	W	32-23
10/10	at Chiefs	S	0	0	0.0	0	0	0	0	0.0	0	0	L	29-30
10/23	Texans	S	2	44	22.0	26t	1	0	0	0.0	0	0	W	38-20
10/30	at Saints	S	7	64	9.1	14	0	0	0	0.0	0	0	L	0-24
11/06	at Jaguars	S	2	17	8.5	13	0	0	0	0.0	0	0	L	20-27
11/13	Colts	S	2	18	9.0	12	0	1	0	0.0	0	0	L	20-25
11/20	at Broncos	S	6	52	8.7	18	0	0	0	0.0	0	0	W	22-16+
11/27	at Seahawks	S	4	63	15.8	36t	1	0	0	0.0	0	0	W	40-34+
2022 TOTALS		11-10	40	531	13.3	60	3	1	0	0.0	0	0	4-7	

+ - Overtime



JACOB HOLLISTER

88

POSITION: TE
HT/WT: 6-3/245
ACQUIRED: FA-'22
BORN: 11/18/93

RAIDERS SEASON: 1
NFL SEASON: 6
COLLEGE: Wyoming
HOMETOWN: Bend, Ore.

(11/13) vs. Ind.: Saw action on special teams...(11/20) at Den.: Inactive...(11/27) at Sea.: Inactive.

JACOB HOLLISTER'S NFL REGULAR SEASON RUSHING/RECEIVING STATISTICS

DATE	TEAM	GP	GS	RECEIVING					RUSHING				
				NO.	YDS.	AVG.	LG	TD	NO.	YDS.	AVG.	LG	TD
2017	Patriots	15	1	4	42	10.5	19	0	1	5	5.0	5	0
2018	Patriots	8	1	4	52	13.0	23	0	0	0	0.0	0	0
2019	Seahawks	11	3	41	349	8.5	22	3	0	0	0.0	0	0
2020	Seahawks	16	5	25	209	8.4	20	3	0	0	0.0	0	0
2021	Jaguars	7	2	9	55	6.1	11	1	0	0	0.0	0	0
2022	Raiders	1	0	0	0	0.0	0	0	0	0	0.0	0	0
Went from Las Vegas to Minnesota.													
2022	Vikings	1	0	0	0	0.0	0	0	0	0	0.0	0	0
2022	TOTAL	2	0	0	0	0.0	0	0	0	0	0.0	0	0
NFL TOTALS		59	12	83	707	8.5	23	7	1	5	5.0	5	0


JACOB HOLLISTER'S NFL REGULAR SEASON RETURN STATISTICS

DATE	TEAM	KICKOFF RETURNS					PUNT RETURNS					
		RET.	YDS.	AVG.	LG	TD	NO.	FC	YDS.	AVG.	LG	TD
2017	Patriots	0	0	0.0	0	0	0	0	0	0.0	0	0
2018	Patriots	0	0	0.0	0	0	0	0	0	0.0	0	0
2019	Seahawks	0	0	0.0	0	0	0	0	0	0.0	0	0
2020	Seahawks	0	0	0.0	0	0	0	0	0	0.0	0	0
2021	Jaguars	0	0	0.0	0	0	0	0	0	0.0	0	0
2022	Raiders	0	0	0.0	0	0	0	0	0	0.0	0	0
Went from Las Vegas to Minnesota.												
2022	Vikings	0	0	0.0	0	0	0	0	0	0.0	0	0
2022	TOTAL	0	0	0.0	0	0	0	0	0	0.0	0	0
NFL TOTALS		0	0	0.0	0	0	0	0	0	0.0	0	0

JACOB HOLLISTER'S 2022 GXG REGULAR-SEASON STATISTICS (VIKINGS/RAIDERS)

DATE	OPPONENT	P/S	RECEIVING					RUSHING					W/L	SCORE
			NO.	YDS.	AVG.	LG	TD	NO.	YDS.	AVG.	LG	TD		
10/16	at Dolphins	P	0	0	0.0	0	0	0	0	0.0	0	0	W	24-16
Went from Vikings to Raiders.														
11/13	Colts	P	0	0	0.0	0	0	0	0	0.0	0	0	L	20-25
11/20	at Broncos		ON INACTIVE LIST										W	22-16+
11/27	at Seahawks		ON INACTIVE LIST										W	40-34+
2022 TOTALS		2-0	0	0	0.0	0	0	0	0	0.0	0	0	3-1	

+ - Overtime



JESPER HORSTED

80

POSITION: TE
HT/WT: 6-3/241
ACQUIRED: FA - '22
BORN: 02/27/97

RAIDERS SEASON: 1
COLLEGE: Princeton
HOMETOWN: St. Paul, Minn.

(9/11) at LAC: Saw action on special teams...**(9/18) vs. Ari.:** Played on offense and special teams...**(9/25) at Ten.:** Appeared on special teams...**(10/2) vs. Den.:** Saw action on offense and special teams...**(10/10) at KC.:** Notched three catches on three targets for 19 yards (6.3 avg.) and nine long... **(10/23) vs. Hou.:** Saw action on offense and special teams...**(10/30) at NO.:** Appeared on offense and special teams...**(11/6) at Jac.:** Saw action on offense and special teams...**(11/13) vs. Ind.:** Saw action on offense and special teams...**(11/20) at Den.:** Recorded one tackle and one force fumble on special teams...**(11/27) at Sea.:** Recorded one tackle on special teams.

JESPER HORSTED'S NFL REGULAR SEASON RUSHING/RECEIVING STATISTICS

DATE	TEAM	GP	GS	RECEIVING					RUSHING				
				NO.	YDS.	AVG.	LG	TD	NO.	YDS.	AVG.	LG	TD
2019	Bears	6	1	8	87	10.9	20	1	0	0	0.0	0	0
2020	Bears	0	0	0	0	0.0	0	0	0	0	0.0	0	0
2021	Bears	7	0	2	21	10.5	19t	2	0	0	0.0	0	0
2022	Raiders	11	0	3	19	6.3	9	0	0	0	0.0	0	0
NFL TOTALS		24	1	13	127	9.8	20	3	0	0	0.0	0	0

JESPER HORSTED'S NFL REGULAR SEASON RETURN STATISTICS

DATE	TEAM	KICKOFF RETURNS					PUNT RETURNS					
		RET.	YDS.	AVG.	LG	TD	NO.	FC	YDS.	AVG.	LG	TD
2019	Bears	0	0	0.0	0	0	0	0	0	0.0	0	0
2020	Bears	0	0	0.0	0	0	0	0	0	0.0	0	0
2021	Bears	0	0	0.0	0	0	0	0	0	0.0	0	0
2022	Raiders	0	0	0.0	0	0	0	0	0	0.0	0	0
NFL TOTALS		0	0	0.0	0	0	0	0	0	0.0	0	0

JESPER HORSTED'S 2022 GXG REGULAR-SEASON STATISTICS (RAIDERS)

DATE	OPPONENT	P/S	RECEIVING					RUSHING					W/L	SCORE
			NO.	YDS.	AVG.	LG	TD	NO.	YDS.	AVG.	LG	TD		
09/11	at Chargers	P	0	0	0.0	0	0	0	0	0.0	0	0	L	19-24
09/18	Cardinals	P	0	0	0.0	0	0	0	0	0.0	0	0	L	23-29+
09/25	at Titans	P	0	0	0.0	0	0	0	0	0.0	0	0	L	22-24
10/02	Broncos	P	0	0	0.0	0	0	0	0	0.0	0	0	W	32-23
10/10	at Chiefs	P	3	19	6.3	9	0	0	0	0.0	0	0	L	29-30
10/23	Texans	P	0	0	0.0	0	0	0	0	0.0	0	0	W	38-20
10/30	at Saints	P	0	0	0.0	0	0	0	0	0.0	0	0	L	0-24
11/06	at Jaguars	P	0	0	0.0	0	0	0	0	0.0	0	0	L	20-27
11/13	Colts	P	0	0	0.0	0	0	0	0	0.0	0	0	L	20-25
11/20	at Broncos	P	0	0	0.0	0	0	0	0	0.0	0	0	W	22-16+
11/27	at Seahawks	P	0	0	0.0	0	0	0	0	0.0	0	0	W	40-34+
2022 TOTALS		11-0	3	19	6.3	9	0	0	0	0.0	0	0	0	4-7

+ - Overtime



JOSH JACOBS

28

POSITION: RB
HT/WT: 5-10/220
ACQUIRED: D1B-'19
BORN: 02/11/98

RAIDERS SEASON: 4
NFL SEASON: 4
COLLEGE: Alabama
HOMETOWN: Tulsa, Okla.

(9/11) at LAC: Led the Raiders in rushing with 57 yards on 10 carries (5.7 avg.) and added one reception for 16 yards...Holds 742 carries for 3,144 yards (4.2 avg.) and 28 touchdowns, along with 108 receptions for 768 yards (7.1 avg.)...**(9/18) vs. Ari.:** Led the team with 69 rushing yards on 19 carries (3.6 avg.) and added one catch for 12 yards...**(9/25) at Ten.:** Led the team with 66 rushing yards (5.1 avg.) on 51 carries and added five catches for 31 yards (6.2 avg.)...**(10/2) vs. Den.:** Led the team with 144 rushing yards and two touchdowns on 28 carries (5.1 avg.) and added five catches for 31 yards (6.2 avg.)...His 144 rush yards were a single-game career high and a tie for sixth-most in a game this season...**(10/10) at KC.:** Recorded a career-high 154 rush yards and one touchdown on 21 carries (7.3 avg.) and added five catches for 39 yards (7.8 avg.)...Notched his second-straight game of 100+ yards and the 11th of his career... **(10/23) vs. Hou.:** Led the team with 143 rushing yards and three touchdowns on 20 carries (7.2 avg) and added three catches for 12 yards (4.0 avg.)... Notched his third-straight 100-yard performance on the ground, marking only the sixth time in Raiders history a player has recorded three straight games with 100+ rushing yards... Now owns 12 career 100-yard rushing performances, the fifth most in franchise history. His 12 games of 100+ rushing yards are also the fifth most in the NFL since 2019... **(10/30) at NO.:** Rushed 10 times for 43 yards (4.3 avg.) including an 11-yard rush and a 16-yard rush...**(11/6) at Jac.:** Rushed 67 yards on 17 attempts (3.9 avg.) and 15 long... Added three catches on 3 targets for 20 yards...**(11/13) vs. Ind.:** Rushed 21 times for 78 yards (3.7 avg.) and a touchdown, while pulling in six receptions for 28 yards (4.7 avg.)...Jacobs notched his seventh rushing touchdown of the season, tied for the fourth most in the NFL in 2022...Became only the 15th running back in NFL history to record 7+ rushing touchdowns in each of their first four seasons...**(11/20) at Den.:** Rushed 24 times for 109 yards (4.5 avg.) and caught three passes for 51 yards (17.0 avg.), including a career-long 43-yard reception...Notched his 4th 100-yard performance of the season, tied for the third most in the NFL and the sixth most 100-yard games in a single season in franchise history...now has 930 rushing yards on the season, becoming the 10th player in NFL history with 850+ rushing yards and 7+ rushing touchdowns in each of his first four seasons... Jacobs has now eclipsed 4,000 career rushing yards (4,017), becoming only the second player in franchise history to reach the milestone in their first four seasons (Marcus Allen)...**(11/27) at Sea.:** Recorded a single-game franchise record 303 scrimmage yards (229 rushing, 74 receiving) and two rushing touchdowns, including the game-winning 86-yard touchdown run in overtime to seal the victory...Rushed 33 times for a career-high 229 yards (6.9 avg.) and two touchdowns...His 229 rushing yards are the most in a single game in Raiders history and the most in a single game in the NFL since the 2020 season...Became the first player in Raiders history to rush for 225+ yards and 2+ touchdowns...Now owns 1,484 scrimmage yards this season through just 11 games, and his 1,159 yards are the most in the NFL in 2022.

JOSH JACOBS' NFL REGULAR SEASON RUSHING/RECEIVING STATISTICS

DATE	TEAM	GP	GS	RUSHING					RECEIVING				
				NO.	YDS.	AVG.	LG	TD	NO.	YDS.	AVG.	LG	TD
2019	Raiders	13	13	242	1,150	4.8	51	7	20	166	8.3	28	0
2020	Raiders	15	15	273	1,065	3.9	28t	12	33	238	7.2	29	0
2021	Raiders	15	14	217	872	4.0	28	9	54	348	6.4	29	0
2022	Raiders	11	11	216	1,159	5.4	86t	9	40	325	8.1	43	0
NFL TOTALS		54	53	948	4,246	4.5	86T	37	147	1,077	7.3	43	0

JOSH JACOBS' NFL REGULAR SEASON RETURN STATISTICS

DATE	TEAM	KICKOFF RETURNS					PUNT RETURNS					
		RET.	YDS.	AVG.	LG	TD	NO.	FC	YDS.	AVG.	LG	TD
2019	Raiders	0	0	0.0	0	0	0	0	0	0.0	0	0
2020	Raiders	0	0	0.0	0	0	0	0	0	0.0	0	0
2021	Raiders	0	0	0.0	0	0	0	0	0	0.0	0	0
2022	Raiders	0	0	0.0	0	0	0	0	0	0.0	0	0
NFL TOTALS		0	0	0.0	0	0	0	0	0	0.0	0	0

100-YARD RUSHING GAMES (14): REGULAR SEASON

DATE	TEAM	ATT.	YDS.	AVG.	LG	TD
10/06/19	BEARS	26	123	4.7	21	2
10/20/19	at Packers	21	124	5.9	42	0
11/03/19	LIONS	28	120	4.3	17	2
11/17/19	BENGALS	23	112	4.9	21	0
12/01/19	at Chiefs	17	104	6.1	35	0
11/01/20	at Browns	31	129	4.2	16	0
11/15/20	BRONCOS	21	112	5.3	24	2
12/26/21	BRONCOS	27	129	4.8	19	0
01/09/22	CHARGERS	26	132	5.1	28	1
10/02/22	BRONCOS	28	144	5.1	43	2
10/10/22	at Chiefs	21	154	7.3	37	1
10/23/22	TEXANS	20	143	7.2	15t	3
11/20/22	at Broncos	24	109	4.5	15	0
11/27/22	at Seahawks	33	229	6.9	86t	2

JOSH JACOBS' 2022 GXG REGULAR-SEASON STATISTICS (RAIDERS)

DATE	OPPONENT	P/S	RUSHING					RECEIVING					W/L	SCORE
			NO.	YDS.	AVG.	LG	TD	NO.	YDS.	AVG.	LG	TD		
09/11	at Chargers	S	10	57	5.7	18	0	1	16	16.0	16	0	L	19-24
09/18	Cardinals	S	19	69	3.6	13	0	1	12	12.0	12	0	L	23-29+
09/25	at Titans	S	13	66	5.1	13	0	5	31	6.2	13	0	L	22-24
10/02	Broncos	S	28	144	5.1	43	2	5	31	6.2	12	0	W	32-23
10/10	at Chiefs	S	21	154	7.3	37	1	5	39	7.8	14	0	L	29-30
10/23	Texans	S	20	143	7.2	15t	3	3	12	4.0	5	0	W	38-20
10/30	at Saints	S	10	43	4.3	16	0	2	11	5.5	11	0	L	0-24
11/06	at Jaguars	S	17	67	3.9	15	0	3	20	6.7	13	0	L	20-27
11/13	Colts	S	21	78	3.7	22	1	6	28	4.7	9	0	L	20-25
11/20	at Broncos	S	24	109	4.5	15	0	3	51	17.0	43	0	W	22-16+
11/27	at Seahawks	S	33	229	6.9	86t	2	6	74	12.3	28	0	W	40-34+
2022 TOTALS		11-11	216	1,159	5.4	86T	9	40	325	8.1	43	0	4-7	

+ - Overtime



ANDRE JAMES

68

POSITION: C
HT/WT: 6-4/300
ACQUIRED: FA-'19
BORN: 02/05/97

RAIDERS SEASON: 4
NFL SEASON: 4
COLLEGE: UCLA
HOMETOWN: Herriman, Utah

(9/11) at LAC: Saw action on offense...(9/18) vs. Ari.: Inactive...(9/25) at Ten.: Inactive...(10/2) vs. Den.: Played on offense...(10/10) at KC.: Started at Center... (10/23) vs. Hou.: Started at Center... (10/30) at NO.: Started at Center...(11/6) at Jac.: Started at Center and saw action on special teams...(11/13) vs. Ind.: Started at Center...(11/20) at Den.: Started at Center...(11/27) at Sea.: Started at Center and played on special teams.


ANDRE JAMES' NFL REGULAR SEASON STATISTICS

DATE	TEAM	GP	GS
2019	Raiders	12	1
2020	Raiders	16	0
2021	Raiders	17	17
2022	Raiders	9	9
NFL TOTALS		54	27

ANDRE JAMES' 2022 GXG REGULAR-SEASON STATISTICS (RAIDERS)

DATE	OPPONENT	P/S	W/L	SCORE
09/11	at Chargers	S	L	19-24
09/18	Cardinals		L	23-29+
09/25	at Titans		L	22-24
10/02	Broncos	S	W	32-23
10/10	at Chiefs	S	L	29-30
10/23	Texans	S	W	38-20
10/30	at Saints	S	L	0-24
11/06	at Jaguars	S	L	20-27
11/13	Colts	S	L	20-25
11/20	at Broncos	S	W	22-16+
11/27	at Seahawks	S	W	40-34+
2022 TOTALS		9-9	4-7	

+ - Overtime



JAKOB JOHNSON

45

POSITION: FB
HT/WT: 6-3/255
ACQUIRED: UFA-'22 (NE)
BORN: 12/15/94

RAIDERS SEASON: 1
NFL SEASON: 4
COLLEGE: Tennessee
HOMETOWN: Stuttgart, Germany

(9/11) at LAC: Appeared both on offense and special teams...**(9/18) vs. Ari.:** Saw action on special teams and offense...**(9/25) at Ten.:** Played on special teams...**(10/2) vs. Den.:** Saw action on offense and special teams...**(10/10) at KC.:** Started on offense and recorded one reception on one target for five yards... **(10/23) vs. Hou.:** Started at Fullback and saw action on offense and special teams... **(10/30) at NO.:** Recorded one two receptions on four targets for 14 yards...**(11/6) at Jac.:** Recorded one tackle on special teams...**(11/13) vs. Ind.:** Appeared on offense and recorded one tackle on special teams...**(11/20) at Den.:** Played on offense and special teams...**(11/27) at Sea.:** Appeared on both offense and special teams.

JAKOB JOHNSON'S NFL REGULAR SEASON RUSHING/RECEIVING STATISTICS

DATE	TEAM	GP	GS	RUSHING					RECEIVING				
				NO.	YDS.	AVG.	LG	TD	NO.	YDS.	AVG.	LG	TD
2019	Patriots	4	3	0	0	0.0	0	0	1	5	5.0	5	0
2020	Patriots	16	11	0	0	0.0	0	0	8	35	4.4	12	1
2021	Patriots	17	6	0	0	0.0	0	0	4	43	10.8	29	0
2022	Raiders	11	6	0	0	0.0	0	0	3	6	2.0	5	0
NFL TOTALS		48	26	0	0	0.0	0	0	16	89	5.6	29	1


JAKOB JOHNSON'S NFL REGULAR SEASON RETURN STATISTICS

DATE	TEAM	KICKOFF RETURNS					PUNT RETURNS					
		RET.	YDS.	AVG.	LG	TD	NO.	FC	YDS.	AVG.	LG	TD
2019	Patriots	0	0	0.0	0	0	0	0	0	0.0	0	0
2020	Patriots	0	0	0.0	0	0	0	0	0	0.0	0	0
2021	Patriots	1	14	14.0	14	0	0	0	0	0.0	0	0
2022	Raiders	0	0	0.0	0	0	0	0	0	0.0	0	0
NFL TOTALS		1	14	14.0	14	0	0	0	0	0.0	0	0

JAKOB JOHNSON'S 2022 GXG REGULAR-SEASON STATISTICS (RAIDERS)

DATE	OPPONENT	P/S	RUSHING					RECEIVING					W/L	SCORE
			NO.	YDS.	AVG.	LG	TD	NO.	YDS.	AVG.	LG	TD		
09/11	at Chargers	P	0	0	0.0	0	0	1	1	1.0	1	0	L	19-24
09/18	Cardinals	S	0	0	0.0	0	0	0	0	0.0	0	0	L	23-29+
09/25	at Titans	P	0	0	0.0	0	0	0	0	0.0	0	0	L	22-24
10/02	Broncos	P	0	0	0.0	0	0	0	0	0.0	0	0	W	32-23
10/10	at Chiefs	S	0	0	0.0	0	0	1	5	5.0	5	0	L	29-30
10/23	Texans	S	0	0	0.0	0	0	0	0	0.0	0	0	W	38-20
10/30	at Saints	S	0	0	0.0	0	0	0	0	0.0	0	0	L	0-24
11/06	at Jaguars	S	0	0	0.0	0	0	0	0	0.0	0	0	L	20-27
11/13	Colts	P	0	0	0.0	0	0	0	0	0.0	0	0	L	20-25
11/20	at Broncos	S	0	0	0.0	0	0	1	0	0.0	0	0	W	22-16+
11/27	at Seahawks	P	0	0	0.0	0	0	0	0	0.0	0	0	W	40-34+
2022 TOTALS		11-6	0	0	0.0	0	0	3	6	2.0	5	0	4-7	

+ - Overtime



CHANDLER JONES

55

POSITION: DE **RAIDERS SEASON:** 1
HT/WT: 6-5/266 **NFL SEASON:** 11
ACQUIRED: UFA-'22 (ARI.) **COLLEGE:** Syracuse
BORN: 02/27/90 **HOMETOWN:** Endicott, N.Y.

(9/11) at LAC: Notched two assisted tackles, one tackle for loss and a quarterback hit...**(9/18) vs. Ari.:** Combined for three tackles (two solo) and two quarterback hits...**(9/25) at Ten.:** Recorded one assisted tackle and a quarterback hit...**(10/2) vs. Den.:** Recorded two assisted tackles...**(10/10) at KC.:** Tallied four tackles (three solo) and one quarterback hit...**(10/23) vs. Hou.:** Started at defensive end and combined for two tackles (one solo), 0.5 sacks, and one quarterback hit for a three-yard loss...**(10/30) at NO.:** Tallied one solo tackle...**(11/6) at Jac.:** Recorded two tackles...**(11/13) vs. Ind.:** Notched one solo and one assisted tackle...**(11/20) at Den.:** Went for five assisted tackles...**(11/27) at Sea.:** Recorded a fumble recovery.


CHANDLER JONES' NFL REGULAR SEASON DEFENSIVE STATISTICS

DATE	TEAM	GP	GS	TACKLES							INTERCEPTIONS					O. FUMB				ST				MISC																	
				TK	S	A	TFL	YDS	SK	YDS	QBH	NO	YDS	LG	TD	PD	FF	FR	TD	YDS	TK	S	A	FF	FR	S	A														
2012	Patriots	14	13	45	24	21	8	17	6.0	33.0	12	0	0	0	0	4	3	0	0	0	0	0	0	0	0	0	0	0	0	0	0	0	0	0	0	0	0	0	0	0	0
2013	Patriots	16	16	79	40	39	14	73	11.5	73.5	22	0	0	0	0	0	1	1	1	0	0	0	0	0	0	0	0	0	0	0	0	0	0	0	0	0	0	0	0	0	
2014	Patriots	10	8	43	30	13	5	29	6.0	49.5	10	0	0	0	0	2	2	1	0	0	0	0	0	0	0	0	0	0	0	0	0	0	0	0	0	0	0	0	0	0	
2015	Patriots	15	15	44	31	13	11	72	12.5	89.5	17	1	0	0	0	2	4	0	0	0	0	0	0	0	0	0	0	0	0	0	0	0	0	0	0	0	0	0	0	0	
2016	Cardinals	16	16	49	38	11	15	48	11.0	85.5	22	0	0	0	0	3	4	2	0	0	0	0	0	0	0	0	0	0	0	0	0	0	0	0	0	0	0	0	0	0	
2017	Cardinals	16	16	59	52	7	28	130	17.0	113.0	38	0	0	0	0	3	2	0	0	0	0	0	0	0	0	0	0	0	0	0	0	0	0	0	0	0	0	0	0	0	
2018	Cardinals	16	16	49	38	11	13	61	13.0	71.0	21	0	0	0	0	4	3	1	0	0	0	0	0	0	0	0	0	0	0	0	0	0	0	0	0	0	0	0	0	0	
2019	Cardinals	16	16	53	42	11	11	64	19.0	146.0	26	0	0	0	0	5	8	3	0	0	0	0	0	0	0	0	0	0	0	0	0	0	0	0	0	0	0	0	0	0	
2020	Cardinals	5	5	11	5	6	1	5	1.0	5.0	7	0	0	0	0	0	0	1	0	0	0	0	0	0	0	0	0	0	0	0	0	0	0	0	0	0	0	0	0	0	
2021	Cardinals	15	15	41	31	10	12	50	10.5	79.5	26	0	0	0	0	4	6	1	0	1	0	0	0	0	0	0	0	0	0	0	0	0	0	0	0	0	0	0	0	0	
2022	Raiders	11	11	24	12	12	1	1	0.5	3.0	6	0	0	0	0	0	0	1	0	0	0	0	0	0	0	0	0	0	0	0	0	0	0	0	0	0	0	0	0	0	
NFL TOTALS		150	147	497	343	154	119	550	108.0	748.5	207	1	0	0	0	27	33	11	1	1	0	0	0	0	0	0	0	0	0	0	0	0	0	0	0	0	0	0	0		

CHANDLER JONES' 2022 GXG REGULAR-SEASON STATISTICS (RAIDERS)

DATE	OPPONENT	P/S	TACKLES							INTERCEPTIONS					O. FUMB				ST				MISC		W/L	SCORE											
			TK	S	A	SK	YDS	TFL	YDS	QBH	NO	YDS	LG	TD	PD	FF	FR	TD	YDS	TK	S	A	FF	FR			S	A									
09/11	at Chargers	S	2	2	0	0.0	0.0	1	1	1	0	0	0	0	0	0	0	0	0	0	0	0	0	0	0	0	0	0	0	0	0	0	0	0	L	19-24	
09/18	Cardinals	S	3	2	1	0.0	0.0	0	0	2	0	0	0	0	0	0	0	0	0	0	0	0	0	0	0	0	0	0	0	0	0	0	0	L	23-29+		
09/25	at Titans	S	1	0	1	0.0	0.0	0	0	1	0	0	0	0	0	0	0	0	0	0	0	0	0	0	0	0	0	0	0	0	0	0	L	22-24			
10/02	Broncos	S	2	0	2	0.0	0.0	0	0	0	0	0	0	0	0	0	0	0	0	0	0	0	0	0	0	0	0	0	0	0	0	0	W	32-23			
10/10	at Chiefs	S	4	3	1	0.0	0.0	0	0	1	0	0	0	0	0	0	0	0	0	0	0	0	0	0	0	0	0	0	0	0	0	L	29-30				
10/23	Texans	S	2	1	1	0.5	3.0	0	0	1	0	0	0	0	0	0	0	0	0	0	0	0	0	0	0	0	0	0	0	0	0	W	38-20				
10/30	at Saints	S	1	1	0	0.0	0.0	0	0	0	0	0	0	0	0	0	0	0	0	0	0	0	0	0	0	0	0	0	0	0	0	L	0-24				
11/06	at Jaguars	S	2	2	0	0.0	0.0	0	0	0	0	0	0	0	0	0	0	0	0	0	0	0	0	0	0	0	0	0	0	0	0	L	20-27				
11/13	Colts	S	2	1	1	0.0	0.0	0	0	0	0	0	0	0	0	0	0	0	0	0	0	0	0	0	0	0	0	0	0	0	L	20-25					
11/20	at Broncos	S	5	0	5	0.0	0.0	0	0	0	0	0	0	0	0	0	0	0	0	0	0	0	0	0	0	0	0	0	0	0	W	22-16+					
11/27	at Seahawks	S	0	0	0	0.0	0.0	0	0	0	0	0	0	0	0	0	1	0	0	0	0	0	0	0	0	0	0	0	0	0	W	40-34+					
2022 TOTALS		11-11	24	12	12	0.5	3.0	1	1	6	0	0	0	0	0	0	1	0	0	0	0	0	0	0	0	0	0	0	0	0	0	0	0	4-7			

+ - Overtime



SIDNEY JONES IV

31

POSITION: CB
HT/WT: 6-0/186
ACQUIRED: FA-'22
BORN: 05/21/96

RAIDERS SEASON: 1
NFL SEASON: 6
COLLEGE: Washington
HOMETOWN: West Covina, Calif.

(11/13) vs. Ind.: Started at corner back and recorded one assisted tackle...(11/20) at Den.: Inactive...(11/27) at Sea.: Inactive.


SIDNEY JONES IV'S NFL REGULAR SEASON DEFENSIVE STATISTICS

DATE	TEAM	GP	GS	TACKLES								INTERCEPTIONS					O. FUMB				ST				MISC			
				TK	S	A	TFL	YDS	SK	YDS	QBH	NO	YDS	LG	TD	PD	FF	FR	TD	YDS	TK	S	A	FF	FR	S	A	
2017	Eagles	1	0	2	2	0	0	0	0.0	0.0	0	0	0	0	0	0	0	0	0	0	0	0	0	0	0	0		
2018	Eagles	9	4	25	21	4	2	7	0.0	0.0	0	0	0	0	2	0	0	0	0	0	0	0	0	0	0	0		
2019	Eagles	12	4	21	18	3	1	0	0.0	0.0	0	2	4	3	0	8	0	0	0	0	2	1	1	0	0	0		
2020	Jaguars	9	6	25	20	5	0	0	0.0	0.0	0	2	1	1	0	9	1	0	0	0	1	1	0	0	0	0		
2021	Seahawks	16	11	66	45	21	1	2	0.0	0.0	0	0	32	32	0	10	0	0	0	0	0	0	0	0	0	0		
2022	Seahawks	3	0	5	4	1	0	0	0.0	0.0	0	0	0	0	0	0	0	0	0	0	0	0	0	0	0	0		
Went from Seattle to Las Vegas.																												
2022	Raiders	0	0	1	0	1	0	0	0.0	0.0	0	0	0	0	0	0	0	0	0	0	0	0	0	0	0	0	0	
2022	TOTAL	3	0	6	4	2	0	0	0.0	0.0	0	0	0	0	0	0	0	0	0	0	0	0	0	0	0	0	0	
NFL TOTALS		50	25	145	110	35	4	9	0.0	0.0	0	4	37	32	0	29	1	0	0	0	3	2	1	0	0	0	0	

SIDNEY JONES IV'S 2022 GXG REGULAR-SEASON STATISTICS (SEAHAWKS/RAIDERS)

DATE	OPPONENT	P/S	TACKLES								INTERCEPTIONS					O. FUMB				ST				MISC		W/L	SCORE			
			TK	S	A	SK	YDS	TFL	YDS	QBH	NO	YDS	LG	TD	PD	FF	FR	TD	YDS	TK	S	A	FF	FR	S			A		
09/12	Broncos	P	1	1	0	0.0	0.0	0	0	0	0	0	0	0	0	0	0	0	0	0	0	0	0	0	0	0	W	17-16		
09/18	at 49ers		DID NOT PLAY (NON-INJURY)																											
09/25	Falcons		ON INACTIVE LIST																											
10/02	at Lions	P	4	3	1	0.0	0.0	0	0	0	0	0	0	0	0	0	0	0	0	0	0	0	0	0	0	0	W	48-45		
10/09	at Saints		ON INACTIVE LIST																											
10/16	Cardinals	P	0	0	0	0.0	0.0	0	0	0	0	0	0	0	0	0	0	0	0	0	0	0	0	0	0	0	W	19-9		
10/23	at Chargers		ON INACTIVE LIST																											
10/30	Giants		ON INACTIVE LIST																											
11/06	at Cardinals		INACTIVE																											
Went from Seahawks to Raiders.																														
11/20	at Broncos		INACTIVE																											
11/27	at Seahawks		INACTIVE																											
2022 TOTALS		3-0	5	4	1	0.0	0.0	0	0	0	0	0	0	0	0	0	0	0	0	0	0	0	0	0	0	0	8-3			

+ - Overtime



MALCOLM KOONCE

51

POSITION: DE
HT/WT: 6-2/249
ACQUIRED: D3A - '21
BORN: 06/06/98

RAIDERS SEASON: 2
NFL SEASON: 2
COLLEGE: Buffalo
HOMETOWN: Peekskill, N.Y.

(9/11) at LAC: Saw action on defense and special teams...**(9/18) vs. Ari.:** Played on defense...**(9/25) at Ten.:** Recorded one tackle and saw action on special teams...**(10/2) vs. Den.:** Notched one solo tackle and played on special teams...**(10/10) at KC.:** Played on defense and special teams...**(10/23) vs. Hou.:** Saw action on special teams and defense...**(10/30) at NO.:** Recorded two assisted tackles...**(11/6) at Jac.:** Notched one solo tackle...**(11/13) vs. Ind.:** Played on defense and special teams...**(11/20) at Den.:** Saw action on special teams...**(11/27) at Sea.:** Played on defense.


MALCOLM KOONCE'S NFL REGULAR SEASON DEFENSIVE STATISTICS

DATE	TEAM	GP	GS	TACKLES							INTERCEPTIONS						O. FUMB				ST				MISC							
				TK	S	A	TFL	YDS	SK	YDS	QBH	NO	YDS	LG	TD	PD	FF	FR	TD	YDS	TK	S	A	FF	FR	S	A					
2021	Raiders	5	0	3	2	1	2	15	2.0	15.0	2	0	0	0	0	0	0	0	0	0	0	0	0	0	0	0	0	0	0	0	0	0
2022	Raiders	11	0	4	3	1	0	0	0.0	0.0	0	0	0	0	0	0	0	0	0	0	0	0	0	0	0	0	0	0	0	0	0	
NFL TOTALS		16	0	7	5	2	2	15	2.0	15.0	2	0	0	0	0	0	0	0	0	0	0	0	0	0	0	0	0	0	0	0	0	

MALCOLM KOONCE'S 2022 GXG REGULAR-SEASON STATISTICS (RAIDERS)

DATE	OPPONENT	P/S	TACKLES							INTERCEPTIONS						O. FUMB				ST				MISC		W/L	SCORE				
			TK	S	A	SK	YDS	TFL	YDS	QBH	NO	YDS	LG	TD	PD	FF	FR	TD	YDS	TK	S	A	FF	FR	S			A			
09/11	at Chargers	P	0	0	0	0.0	0.0	0	0	0	0	0	0	0	0	0	0	0	0	0	0	0	0	0	0	0	0	0	0	L	19-24
09/18	Cardinals	P	0	0	0	0.0	0.0	0	0	0	0	0	0	0	0	0	0	0	0	0	0	0	0	0	0	0	0	0	L	23-29+	
09/25	at Titans	P	1	1	0	0.0	0.0	0	0	0	0	0	0	0	0	0	0	0	0	0	0	0	0	0	0	0	0	L	22-24		
10/02	Broncos	P	1	1	0	0.0	0.0	0	0	0	0	0	0	0	0	0	0	0	0	0	0	0	0	0	0	0	0	W	32-23		
10/10	at Chiefs	P	0	0	0	0.0	0.0	0	0	0	0	0	0	0	0	0	0	0	0	0	0	0	0	0	0	0	0	L	29-30		
10/23	Texans	P	0	0	0	0.0	0.0	0	0	0	0	0	0	0	0	0	0	0	0	0	0	0	0	0	0	0	W	38-20			
10/30	at Saints	P	1	0	1	0.0	0.0	0	0	0	0	0	0	0	0	0	0	0	0	0	0	0	0	0	0	0	L	0-24			
11/06	at Jaguars	P	1	1	0	0.0	0.0	0	0	0	0	0	0	0	0	0	0	0	0	0	0	0	0	0	0	0	L	20-27			
11/13	Colts	P	0	0	0	0.0	0.0	0	0	0	0	0	0	0	0	0	0	0	0	0	0	0	0	0	0	0	L	20-25			
11/20	at Broncos	P	0	0	0	0.0	0.0	0	0	0	0	0	0	0	0	0	0	0	0	0	0	0	0	0	0	0	W	22-16+			
11/27	at Seahawks	P	0	0	0	0.0	0.0	0	0	0	0	0	0	0	0	0	0	0	0	0	0	0	0	0	0	0	W	40-34+			
2022 TOTALS		11-0	4	3	1	0.0	0.0	0	0	0	0	0	0	0	0	0	0	0	0	0	0	0	0	0	0	0	0	0	0	4-7	

+ - Overtime



LUKE MASTERSON

59

POSITION: LB
HT/WT: 6-1/234
ACQUIRED: FA - '22
BORN: 07/01/98

RAIDERS SEASON: R
NFL SEASON: R
COLLEGE: Wake Foest
HOMETOWN: Naples, Fla.

(9/11) at LAC: Appeared on defense and special teams...**(9/18) vs. Ari.:** Saw action on special teams...**(9/25) at Ten.:** Played on special teams...**(10/2) vs. Den.:** Played on defense...**(10/10) at KC.:** Appeared on special teams...**(10/23) vs. Hou.:** Saw action on special teams...**(10/30) at NO.:** Played on special teams...**(11/6) at Jac.:** Recorded two assisted tackles...**(11/13) vs. Ind.:** Combined for six tackles (two solo) and one tackle for loss...**(11/20) at Den.:** Notched a solo tackle on defense and on special teams, and tallied two assisted special teams tackles...**(11/27) at Sea.:** Recorded two assisted tackles on defense and two on special teams.

LUKE MASTERSON'S NFL REGULAR SEASON DEFENSIVE STATISTICS

DATE	TEAM	GP	GS	TACKLES							INTERCEPTIONS						O. FUMB				ST				MISC				
				TK	S	A	TFL	YDS	SK	YDS	QBH	NO	YDS	LG	TD	PD	FF	FR	TD	YDS	TK	S	A	FF	FR	S	A		
2022	Raiders	11	2	11	3	8	1	1	0.0	0.0	0	0	0	0	0	0	0	0	0	0	0	0	6	2	4	0	0	0	0
NFL TOTALS		11	2	11	3	8	1	1	0.0	0.0	0	0	0	0	0	0	0	0	0	0	0	6	2	4	0	0	0	0	

LUKE MASTERSON'S 2022 GYG REGULAR-SEASON STATISTICS (RAIDERS)

DATE	OPPONENT	P/S	TACKLES							INTERCEPTIONS						O. FUMB				ST				MISC		W/L	SCORE		
			TK	S	A	SK	YDS	TFL	YDS	QBH	NO	YDS	LG	TD	PD	FF	FR	TD	YDS	TK	S	A	FF	FR	S			A	
09/11	at Chargers	P	0	0	0	0.0	0.0	0	0	0	0	0	0	0	0	0	0	0	0	0	0	0	0	0	0	0	0	L	19-24
09/18	Cardinals	P	0	0	0	0.0	0.0	0	0	0	0	0	0	0	0	0	0	0	0	0	0	0	0	0	0	0	0	L	23-29+
09/25	at Titans	P	0	0	0	0.0	0.0	0	0	0	0	0	0	0	0	0	0	0	0	0	1	1	0	0	0	0	0	L	22-24
10/02	Broncos	P	0	0	0	0.0	0.0	0	0	0	0	0	0	0	0	0	0	0	0	0	0	0	0	0	0	0	0	W	32-23
10/10	at Chiefs	P	0	0	0	0.0	0.0	0	0	0	0	0	0	0	0	0	0	0	0	0	0	0	0	0	0	0	0	L	29-30
10/23	Texans	P	0	0	0	0.0	0.0	0	0	0	0	0	0	0	0	0	0	0	0	0	0	0	0	0	0	0	0	W	38-20
10/30	at Saints	P	0	0	0	0.0	0.0	0	0	0	0	0	0	0	0	0	0	0	0	0	0	0	0	0	0	0	0	L	0-24
11/06	at Jaguars	P	2	0	2	0.0	0.0	0	0	0	0	0	0	0	0	0	0	0	0	0	0	0	0	0	0	0	0	L	20-27
11/13	Colts	S	6	2	4	0.0	0.0	1	1	0	0	0	0	0	0	0	0	0	0	0	0	0	0	0	0	0	0	L	20-25
11/20	at Broncos	S	1	1	0	0.0	0.0	0	0	0	0	0	0	0	0	0	0	0	0	0	3	1	2	0	0	0	0	W	22-16+
11/27	at Seahawks	P	2	0	2	0.0	0.0	0	0	0	0	0	0	0	0	0	0	0	0	0	2	0	2	0	0	0	0	W	40-34+
2022 TOTALS		11-2	11	3	8	0.0	0.0	1	1	0	0	0	0	0	0	0	0	0	0	0	6	2	4	0	0	0	0	4-7	

+ - Overtime



KOLTON MILLER

74

POSITION: T
HT/WT: 6-8/309
ACQUIRED: D1-'18
BORN: 09/10/95
RAIDERS SEASON: 5
NFL SEASON: 5
COLLEGE: UCLA
HOMETOWN: Roseville, Calif.

(9/11) at LAC: Played on offense and special teams...**(9/18) vs. Ari.:** Appeared on special teams and offense...**(9/25) at Ten.:** Saw action on offense and special teams...**(10/2) vs. Den.:** Played on offense and special teams...**(10/10) at KC.:** Started at Left Tackle...**(10/23) vs. Hou.:** Started at Left Tackle and played on offense...**(10/30) at NO.:** Started at Left Tackle...**(11/6) at Jac.:** Started at Left Tackle and saw action on special teams...**(11/13) vs. Ind.:** Started at Left Tackle and saw action on special teams...**(11/20) at Den.:** Inactive...**(11/27) at Sea.:** Started at Left Tackle and played on special teams.

KOLTON MILLER'S NFL REGULAR SEASON STATISTICS

DATE	TEAM	GP	GS
2018	Raiders	16	16
2019	Raiders	16	16
2020	Raiders	14	14
2021	Raiders	17	17
2022	Raiders	10	10
NFL TOTALS		73	73

KOLTON MILLER'S 2022 GXG REGULAR-SEASON STATISTICS (RAIDERS)

DATE	OPPONENT	P/S	W/L	SCORE
09/11	at Chargers	S	L	19-24
09/18	Cardinals	S	L	23-29+
09/25	at Titans	S	L	22-24
10/02	Broncos	S	W	32-23
10/10	at Chiefs	S	L	29-30
10/23	Texans	S	W	38-20
10/30	at Saints	S	L	0-24
11/06	at Jaguars	S	L	20-27
11/13	Colts	S	L	20-25
11/20	at Broncos		W	22-16+
11/27	at Seahawks	S	W	40-34+
2022 TOTALS		10-10	4-7	

ON INACTIVE LIST

+ - Overtime



TRE'VON MOEHRIG

25

POSITION: S
HT/WT: 6-0/202
ACQUIRED: D2 - '21
BORN: 06/16/99

RAIDERS SEASON: 2
NFL SEASON: 2
COLLEGE: TCU
HOMETOWN: Spring Branch, Texas

(9/11) at LAC: Recorded two tackles and appeared on special teams...**(9/18) vs. Ari.:** Inactive...**(9/25) at Ten.:** Inactive...**(10/2) vs. Den.:** Combined for four tackles (two solo)...**(10/10) at KC.:** Totaled four tackles (three solo) and a pass defended...**(10/23) vs. Hou.:** Combined for four tackles (two solo) and one pass defended...**(10/30) at NO.:** Notched two solo tackles...**(11/6) at Jac.:** Recorded one solo and one assisted tackle...**(11/13) vs. Ind.:** Recorded five solo tackles...**(11/20) at Den.:** Went for one solo and one assisted tackle...**(11/27) at Sea.:** Notched three solo tackles and a pass defended.

TRE'VON MOEHRIG'S NFL REGULAR SEASON DEFENSIVE STATISTICS

DATE	TEAM	GP	GS	TACKLES							INTERCEPTIONS					O. FUMB				ST				MISC			
				TK	S	A	TFL	YDS	SK	YDS	QBH	NO	YDS	LG	TD	PD	FF	FR	TD	YDS	TK	S	A	FF	FR	S	A
2021	Raiders	17	17	52	33	19	0	0	0.0	0.0	0	1	35	35	0	6	0	0	0	0	3	3	0	0	0	0	
2022	Raiders	9	7	29	21	8	0	0	0.0	0.0	0	0	0	0	0	3	0	0	0	0	0	0	0	0	0		
NFL TOTALS		26	24	81	54	27	0	0	0.0	0.0	0	1	35	35	0	9	0	0	0	0	3	3	0	0	0		

TRE'VON MOEHRIG'S 2022 GXG REGULAR-SEASON STATISTICS (RAIDERS)

DATE	OPPONENT	P/S	TACKLES							INTERCEPTIONS					O. FUMB				ST				MISC		W/L	SCORE	
			TK	S	A	SK	YDS	TFL	YDS	QBH	NO	YDS	LG	TD	PD	FF	FR	TD	YDS	TK	S	A	FF	FR			S
09/11	at Chargers	S	2	2	0	0.0	0.0	0	0	0	0	0	0	0	0	0	0	0	0	0	0	0	0	0	0	L	19-24
09/18	Cardinals		ON INACTIVE LIST																							L	23-29+
09/25	at Titans		ON INACTIVE LIST																							L	22-24
10/02	Broncos	P	4	2	2	0.0	0.0	0	0	0	0	0	0	0	0	0	0	0	0	0	0	0	0	0	0	W	32-23
10/10	at Chiefs	S	4	3	1	0.0	0.0	0	0	0	0	0	0	1	0	0	0	0	0	0	0	0	0	0	0	L	29-30
10/23	Texans	P	4	2	2	0.0	0.0	0	0	0	0	0	0	1	0	0	0	0	0	0	0	0	0	0	0	W	38-20
10/30	at Saints	S	3	2	1	0.0	0.0	0	0	0	0	0	0	0	0	0	0	0	0	0	0	0	0	0	0	L	0-24
11/06	at Jaguars	S	2	1	1	0.0	0.0	0	0	0	0	0	0	0	0	0	0	0	0	0	0	0	0	0	0	L	20-27
11/13	Colts	S	5	5	0	0.0	0.0	0	0	0	0	0	0	0	0	0	0	0	0	0	0	0	0	0	0	L	20-25
11/20	at Broncos	S	2	1	1	0.0	0.0	0	0	0	0	0	0	0	0	0	0	0	0	0	0	0	0	0	0	W	22-16+
11/27	at Seahawks	S	3	3	0	0.0	0.0	0	0	0	0	0	0	1	0	0	0	0	0	0	0	0	0	0	0	W	40-34+
2022 TOTALS		9-7	29	21	8	0.0	0.0	0	0	0	0	0	0	3	0	0	0	0	0	0	0	0	0	0	0	4-7	

+ - Overtime



FOSTER MOREAU

87

POSITION: TE
HT/WT: 6-4/250
ACQUIRED: D4C-'19
BORN: 06/05/97

RAIDERS SEASON: 4
NFL SEASON: 4
COLLEGE: LSU
HOMETOWN: New Orleans, La.

(9/11) at LAC: Saw action on offense...**(9/18) vs. Ari.:** Made three receptions on four targets for 30 yards (10 avg.) and 19 long...**(9/25) at Ten.:** Tallied three receptions in five targets for 44 yards (14.7 avg.) and 22 long...**(10/2) vs. Den.:** Inactive...**(10/10) at KC.:** Inactive...**(10/23) vs. Hou.:** Started at Tight End... Recorded three receptions in five targets for 28 yards (9.3 avg.)...**(10/30) at NO.:** Recored six receptions on nine targets for 31 yards (5.2 avg.) and 12 long...**(11/6) at Jac.:** Targeted five times for two receptions totaling 42 yards (21.0 avg.) and 30 long...**(11/13) vs. Ind.:** Finished the game with three receptions for 43 yards (14.3 avg.) and one touchdown on a four-yard reception in the second quarter, his first receiving touchdown of the season and the 11th of his career...**(11/20) at Den.:** Recorded 33 yards on three targets and one reception...**(11/27) at Sea.:** Pulled in three receptions for 33 yards (11.0 avg.) and a touchdown...His touchdown came on a five-yard reception late in the fourth quarter, tying the game at 34-34 and ultimately sending the game to overtime.

FOSTER MOREAU'S NFL REGULAR SEASON RUSHING/RECEIVING STATISTICS

DATE	TEAM	GP	GS	RECEIVING					RUSHING				
				NO.	YDS.	AVG.	LG	TD	NO.	YDS.	AVG.	LG	TD
2019	Raiders	13	7	21	174	8.3	23	5	0	0	0.0	0	0
2020	Raiders	16	2	7	140	20.0	47t	2	0	0	0.0	0	0
2021	Raiders	17	11	30	373	12.4	44	3	0	0	0.0	0	0
2022	Raiders	9	8	24	284	11.8	33	2	0	2	0.0	2	0
NFL TOTALS		55	28	82	971	11.8	47T	12	0	2	0.0	2	0


FOSTER MOREAU'S NFL REGULAR SEASON RETURN STATISTICS

DATE	TEAM	KICKOFF RETURNS					PUNT RETURNS					
		RET.	YDS.	AVG.	LG	TD	NO.	FC	YDS.	AVG.	LG	TD
2019	Raiders	0	0	0.0	0	0	0	0	0	0.0	0	0
2020	Raiders	0	0	0.0	0	0	0	0	0	0.0	0	0
2021	Raiders	0	0	0.0	0	0	0	0	0	0.0	0	0
2022	Raiders	0	0	0.0	0	0	0	0	0	0.0	0	0
NFL TOTALS		0	0	0.0	0	0	0	0	0	0.0	0	0

FOSTER MOREAU'S 2022 GXG REGULAR-SEASON STATISTICS (RAIDERS)

DATE	OPPONENT	P/S	RECEIVING					RUSHING					W/L	SCORE
			NO.	YDS.	AVG.	LG	TD	NO.	YDS.	AVG.	LG	TD		
09/11	at Chargers	P	0	0	0.0	0	0	0	0	0.0	0	0	L	19-24
09/18	Cardinals	S	3	30	10.0	19	0	0	0	0.0	0	0	L	23-29+
09/25	at Titans	S	3	44	14.7	22	0	0	0	0.0	0	0	L	22-24
10/02	Broncos												W	32-23
10/10	at Chiefs												L	29-30
10/23	Texans	S	3	28	9.3	17	0	0	0	0.0	0	0	W	38-20
10/30	at Saints	S	6	31	5.2	12	0	0	0	0.0	0	0	L	0-24
11/06	at Jaguars	S	2	42	21.0	30	0	0	2	0.0	2	0	L	20-27
11/13	Colts	S	3	43	14.3	21	1	0	0	0.0	0	0	L	20-25
11/20	at Broncos	S	1	33	33.0	33	0	0	0	0.0	0	0	W	22-16+
11/27	at Seahawks	S	3	33	11.0	17	1	0	0	0.0	0	0	W	40-34+
2022 TOTALS		9-8	24	284	11.8	33	2	0	2	0.0	2	0	4-7	

+ - Overtime



THAYER MUNFORD

77

POSITION: T
HT/WT: 6-5/328
ACQUIRED: D7A - '22
BORN: 09/18/99

RAIDERS SEASON: R
NFL SEASON: R
COLLEGE: Ohio State
HOMETOWN: Cincinnati, Ohio

(9/11) at LAC: Played on offense and special teams...**(9/18) vs. Ari.:** Saw action on special teams and offense...**(9/25) at Ten.:** Played on offense and special teams...**(10/2) vs. Den.:** Saw action on special teams and offense...**(10/10) at KC.:** Appeared on offense and special teams...**(10/23) vs. Hou.:** Saw action on both offense and special teams...**(10/30) at NO.:** Appeared on offense... **(11/6) at Jac.:** Played on offense and special teams...**(11/13) vs. Ind.:** Played on offense and special teams...**(11/20) at Den.:** Saw action on offense and special teams...**(11/27) at Sea.:** Played on offense and special teams.


THAYER MUNFORD'S NFL REGULAR SEASON STATISTICS

DATE	TEAM	GP	GS
2022	Raiders	11	3
NFL TOTALS		11	3

THAYER MUNFORD'S 2022 GXG REGULAR-SEASON STATISTICS (RAIDERS)

DATE	OPPONENT	P/S	W/L	SCORE
09/11	at Chargers	P	L	19-24
09/18	Cardinals	P	L	23-29+
09/25	at Titans	S	L	22-24
10/02	Broncos	P	W	32-23
10/10	at Chiefs	S	L	29-30
10/23	Texans	P	W	38-20
10/30	at Saints	P	L	0-24
11/06	at Jaguars	P	L	20-27
11/13	Colts	P	L	20-25
11/20	at Broncos	S	W	22-16+
11/27	at Seahawks	P	W	40-34+
2022 TOTALS		11-3	4-7	

+ - Overtime



BILAL NICHOLS

91

POSITION: DT **RAIDERS SEASON:** 1
HT/WT: 6-4/290 **COLLEGE:** Delaware
ACQUIRED: UFA-'22 (CHI.) **HOMETOWN:** Newark, Del.
BORN: 09/14/96

(9/11) at LAC: Recorded three assisted tackles...**(9/18) vs. Ari.:** Recorded one tackle...**(9/25) at Ten.:** Notched one quarterback hit...**(10/2) vs. Den.:** Tallied two assisted tackles...**(10/10) at KC.:** Notched two tackles (one solo), a quarterback hit, and a tackle for loss...**(10/23) vs. Hou.:** Recorded four assisted tackles and three quarterback hits...**(10/30) at NO.:** Tallied one assisted tackle...**(11/6) at Jac.:** Notched three assisted tackles and one quarterback hit...**(11/13) vs. Ind.:** Started at defensive tackle and appeared on defense...**(11/20) at Den.:** Recorded three solo tackles, three assisted tackles, two quarterback hits and one tackle for loss...**(11/27) at Sea.:** Combined for five tackles (one solo), 0.5 sacks (-4.5 yards) and a quarterback hit.


BILAL NICHOLS' NFL REGULAR SEASON DEFENSIVE STATISTICS

DATE	TEAM	GP	GS	TACKLES							INTERCEPTIONS					O. FUMB				ST				MISC			
				TK	S	A	TFL	YDS	SK	YDS	QBH	NO	YDS	LG	TD	PD	FF	FR	TD	YDS	TK	S	A	FF	FR	S	A
2018	Bears	14	6	28	20	8	5	21	3.0	29.5	7	0	0	0	0	2	1	0	0	0	0	0	0	0	0	0	0
2019	Bears	13	12	27	15	12	1	2	0.0	0.0	2	0	0	0	1	0	1	0	0	0	0	0	0	0	0	0	
2020	Bears	16	16	40	16	24	7	38	5.0	35.5	13	1	7	7	0	3	0	0	0	0	0	0	0	0	0	0	
2021	Bears	17	15	51	26	25	5	26	3.0	22.0	9	0	0	0	1	0	2	0	13	0	0	0	0	0	0	0	
2022	Raiders	11	11	26	9	17	2	1	0.5	4.5	9	0	0	0	0	0	0	0	0	0	0	0	0	0	0	0	
NFL TOTALS		71	60	172	86	86	20	88	11.5	91.5	40	1	7	7	0	5	2	4	0	13	0	0	0	0	0	0	0

BILAL NICHOLS' 2022 GXG REGULAR-SEASON STATISTICS (RAIDERS)

DATE	OPPONENT	P/S	TACKLES							INTERCEPTIONS					O. FUMB				ST				MISC		SCORE		
			TK	S	A	SK	YDS	TFL	YDS	QBH	NO	YDS	LG	TD	PD	FF	FR	TD	YDS	TK	S	A	FF	FR		S	A
09/11	at Chargers	S	3	3	0	0.0	0.0	0	0	0	0	0	0	0	0	0	0	0	0	0	0	0	0	0	0	L	19-24
09/18	Cardinals	S	1	1	0	0.0	0.0	0	0	0	0	0	0	0	0	0	0	0	0	0	0	0	0	0	0	L	23-29+
09/25	at Titans	S	0	0	0	0.0	0.0	0	0	1	0	0	0	0	0	0	0	0	0	0	0	0	0	0	0	L	22-24
10/02	Broncos	S	2	0	2	0.0	0.0	0	0	0	0	0	0	0	0	0	0	0	0	0	0	0	0	0	0	W	32-23
10/10	at Chiefs	S	2	1	1	0.0	0.0	1	0	1	0	0	0	0	0	0	0	0	0	0	0	0	0	0	0	L	29-30
10/23	Texans	S	4	0	4	0.0	0.0	0	0	3	0	0	0	0	0	0	0	0	0	0	0	0	0	0	0	W	38-20
10/30	at Saints	S	1	0	1	0.0	0.0	0	0	0	0	0	0	0	0	0	0	0	0	0	0	0	0	0	0	L	0-24
11/06	at Jaguars	S	3	0	3	0.0	0.0	0	0	1	0	0	0	0	0	0	0	0	0	0	0	0	0	0	0	L	20-27
11/13	Colts	S	0	0	0	0.0	0.0	0	0	0	0	0	0	0	0	0	0	0	0	0	0	0	0	0	0	L	20-25
11/20	at Broncos	S	5	3	2	0.0	0.0	1	1	2	0	0	0	0	0	0	0	0	0	0	0	0	0	0	0	W	22-16+
11/27	at Seahawks	S	5	1	4	0.5	4.5	0	0	1	0	0	0	0	0	0	0	0	0	0	0	0	0	0	0	W	40-34+
2022 TOTALS		11-11	26	9	17	0.5	4.5	2	1	9	0	0	0	0	0	0	0	0	0	0	0	0	0	0	0	4-7	

+ - Overtime



DYLAN PARHAM

66

POSITION: G
HT/WT: 6-2/311
ACQUIRED: D3 - '22
BORN: 08/24/99

RAIDERS SEASON: R
NFL SEASON: R
COLLEGE: Memphis
HOMETOWN: Carrollton, Ga.

(9/11) at LAC: Saw action on offense and special teams...**(9/18) vs. Ari.:** Played his first game at Center and appeared on special teams...**(9/25) at Ten.:** Appeared on offense and special teams...**(10/2) vs. Den.:** Played on offense and special teams...**(10/10) at KC.:** Started at Left Guard and saw action on special teams... **(10/23) vs. Hou.:** Started at Left Guard and saw action on special teams... **(10/30) at NO.:** Saw action on offense...**(11/6) at Jac.:** Appeared on offense and special teams...**(11/13) vs. Ind.:** Saw action on offense and special teams...**(11/20) at Den.:** Started at Left Guard and saw action on special teams...**(11/27) at Sea.:** Started at Left Guard and played on special teams.


DYLAN PARHAM'S NFL REGULAR SEASON STATISTICS

DATE	TEAM	GP	GS
2022	Raiders	11	11
NFL TOTALS		11	11

DYLAN PARHAM'S 2022 GXG REGULAR-SEASON STATISTICS (RAIDERS)

DATE	OPPONENT	P/S	W/L	SCORE
09/11	at Chargers	S	L	19-24
09/18	Cardinals	S	L	23-29+
09/25	at Titans	S	L	22-24
10/02	Broncos	S	W	32-23
10/10	at Chiefs	S	L	29-30
10/23	Texans	S	W	38-20
10/30	at Saints	S	L	0-24
11/06	at Jaguars	S	L	20-27
11/13	Colts	S	L	20-25
11/20	at Broncos	S	W	22-16+
11/27	at Seahawks	S	W	40-34+
2022 TOTALS		11-11	4-7	

+ - Overtime



DENZEL PERRYMAN

52

POSITION: LB
HT/WT: 5-11/240
ACQUIRED: TR -'21 (CAR.)
BORN: 05/12/92

RAIDERS SEASON: 1
NFL SEASON: 7
COLLEGE: Miami
HOMETOWN: Miami, Fla.

(9/11) at LAC: Notched three tackles (two solo) and one tackle for loss...**(9/18) vs. Ari.:** Inactive...**(9/25) at Ten.:** Inactive...**(10/2) vs. Den.:** Recorded five tackles (four solo) and two tackles for loss...**(10/10) at KC.:** Totaled eight tackles (six solo), a quarterback hit, and a seven-yard tackle for loss...**(10/23) vs. Hou.:** Combined for six tackles (five solo) and two tackles for loss...**(10/30) at NO.:** Notched eight tackles (six solo) and one tackle for loss...**(11/6) at Jac.:** Recorded 10 tackles (six solo) and one quarterback hit...**(11/13) vs. Ind.:** Inactive...**(11/20) at Den.:** Combined for six tackles (five solo), two quarterback hits and two tackles for loss...**(11/27) at Sea.:** Finished the game with a team-high nine total tackles (four solo), two tackles for loss, one interception and one pass defended...Notched his first interception of the season, his first since 2019.


DENZEL PERRYMAN'S NFL REGULAR SEASON DEFENSIVE STATISTICS

DATE	TEAM	GP	GS	TACKLES							INTERCEPTIONS					O. FUMB				ST				MISC			
				TK	S	A	TFL	YDS	SK	YDS	QBH	NO	YDS	LG	TD	PD	FF	FR	TD	YDS	TK	S	A	FF	FR	S	A
2015	Chargers	14	9	67	58	9	8	35	2.0	23.0	3	0	0	0	0	0	1	0	0	0	6	6	0	0	0	0	0
2016	Chargers	12	11	71	55	16	8	25	2.0	8.0	2	1	1	1	0	2	0	0	0	0	1	1	0	0	0	0	0
2017	Chargers	7	6	37	25	12	1	1	0.0	0.0	0	0	0	0	0	0	0	1	0	0	0	0	0	0	0	0	
2018	Chargers	9	9	51	30	21	1	0	0.0	0.0	1	1	16	16	0	2	0	0	0	0	0	0	0	0	0	0	
2019	Chargers	14	10	68	51	17	5	7	0.0	0.0	0	1	0	0	0	1	1	0	0	0	0	0	0	0	0	0	
2020	Chargers	13	6	48	25	23	3	12	1.0	9.0	2	0	0	0	0	1	1	0	0	0	0	0	0	0	0	0	
2021	Raiders	15	15	154	102	52	5	16	0.0	0.0	3	0	0	0	0	3	1	2	0	2	0	0	0	0	0	0	
2022	Raiders	8	7	55	38	17	11	26	1.0	7.0	4	1	24	24	0	1	0	0	0	0	0	0	0	0	0	0	
NFL TOTALS		92	73	551	384	167	42	122	6.0	47.0	15	4	41	24	0	10	4	3	0	2	7	7	0	0	0	0	

DENZEL PERRYMAN'S 2022 GXG REGULAR-SEASON STATISTICS (RAIDERS)

DATE	OPPONENT	P/S	TACKLES							INTERCEPTIONS					O. FUMB				ST				MISC		W/L	SCORE	
			TK	S	A	SK	YDS	TFL	YDS	QBH	NO	YDS	LG	TD	PD	FF	FR	TD	YDS	TK	S	A	FF	FR			S
09/11	at Chargers	S	3	2	1	0.0	0.0	1	3	0	0	0	0	0	0	0	0	0	0	0	0	0	0	0	0	L	19-24
09/18	Cardinals		ON INACTIVE LIST																			L	23-29+				
09/25	at Titans		ON INACTIVE LIST																			L	22-24				
10/02	Broncos	S	5	4	1	0.0	0.0	2	4	0	0	0	0	0	0	0	0	0	0	0	0	0	0	0	0	W	32-23
10/10	at Chiefs	S	8	6	2	1.0	7.0	1	7	1	0	0	0	0	0	0	0	0	0	0	0	0	0	0	0	L	29-30
10/23	Texans	S	6	5	1	0.0	0.0	2	3	0	0	0	0	0	0	0	0	0	0	0	0	0	0	0	0	W	38-20
10/30	at Saints	S	8	6	2	0.0	0.0	1	1	0	0	0	0	0	0	0	0	0	0	0	0	0	0	0	0	L	0-24
11/06	at Jaguars	S	10	6	4	0.0	0.0	0	0	1	0	0	0	0	0	0	0	0	0	0	0	0	0	0	0	L	20-27
11/13	Colts		ON INACTIVE LIST																			L	20-25				
11/20	at Broncos	P	6	5	1	0.0	0.0	2	5	2	0	0	0	0	0	0	0	0	0	0	0	0	0	0	0	W	22-16+
11/27	at Seahawks	S	9	4	5	0.0	0.0	2	3	0	1	24	24	0	1	0	0	0	0	0	0	0	0	0	0	W	40-34+
2022 TOTALS		8-7	55	38	17	1.0	7.0	11	26	4	1	24	24	0	1	0	0	0	0	0	0	0	0	0	0	4-7	

+ - Overtime



ISAIAH POLA-MAO

20

POSITION: S
HT/WT: 6-3/211
ACQUIRED: FA - '22
BORN: 06/30/99

RAIDERS SEASON: R
NFL SEASON: R
COLLEGE: USC
HOMETOWN: Phoenix, Ariz.

(9/11) at LAC: Inactive...(9/18) vs. Ari.: Saw action on special teams...(9/25) at Ten.: Played on special teams...(11/13) vs. Ind.: Appeared on special teams...(11/20) at Den.: Recorded four tackles (three solo)...(11/27) at Sea.: Appeared on defense.


ISAIAH POLA-MAO'S NFL REGULAR SEASON DEFENSIVE STATISTICS

DATE	TEAM	GP	GS	TACKLES							INTERCEPTIONS					O. FUMB				ST				MISC				
				TK	S	A	TFL	YDS	SK	YDS	QBH	NO	YDS	LG	TD	PD	FF	FR	TD	YDS	TK	S	A	FF	FR	S	A	
2022	Raiders	5	0	4	3	1	0	0	0.0	0.0	0	0	0	0	0	0	0	0	0	0	0	0	0	0	0	0	0	0
NFL TOTALS		5	0	4	3	1	0	0	0.0	0.0	0	0	0	0	0	0	0	0	0	0	0	0	0	0	0	0	0	

ISAIAH POLA-MAO'S 2022 GXG REGULAR-SEASON STATISTICS (RAIDERS)

DATE	OPPONENT	P/S	TACKLES							INTERCEPTIONS					O. FUMB				ST				MISC		W/L	SCORE			
			TK	S	A	SK	YDS	TFL	YDS	QBH	NO	YDS	LG	TD	PD	FF	FR	TD	YDS	TK	S	A	FF	FR			S	A	
09/11	at Chargers		ON INACTIVE LIST																							L	19-24		
09/18	Cardinals	P	0	0	0	0.0	0.0	0	0	0	0	0	0	0	0	0	0	0	0	0	0	0	0	0	0	0	0	L	23-29+
09/25	at Titans	P	0	0	0	0.0	0.0	0	0	0	0	0	0	0	0	0	0	0	0	0	0	0	0	0	0	0	0	L	22-24
10/02	Broncos		PRACTICE SQUAD																							W	32-23		
10/10	at Chiefs		PRACTICE SQUAD																							L	29-30		
10/23	Texans		PRACTICE SQUAD																							W	38-20		
10/30	at Saints		PRACTICE SQUAD																							L	0-24		
11/06	at Jaguars		PRACTICE SQUAD																							L	20-27		
11/13	Colts	P	0	0	0	0.0	0.0	0	0	0	0	0	0	0	0	0	0	0	0	0	0	0	0	0	0	0	L	20-25	
11/20	at Broncos	P	4	3	1	0.0	0.0	0	0	0	0	0	0	0	0	0	0	0	0	0	0	0	0	0	0	0	0	W	22-16+
11/27	at Seahawks	P	0	0	0	0.0	0.0	0	0	0	0	0	0	0	0	0	0	0	0	0	0	0	0	0	0	0	0	W	40-34+
2022 TOTALS		5-0	4	3	1	0.0	0.0	0	0	0	0	0	0	0	0	0	0	0	0	0	0	0	0	0	0	0	0	4-7	

+ - Overtime



AMIK ROBERTSON

21

POSITION: CB
HT/WT: 5-8/187
ACQUIRED: D4B-'20
BORN: 06/07/98

RAIDERS SEASON: 3
NFL SEASON: 3
COLLEGE: Louisiana Tech
HOMETOWN: Thibodaux, La.

(9/11) at LAC: Saw action on defense and special teams...**(9/18) vs. Ari.:** Finished with four solo tackles and one pass defended...Notched his first-career interception and first interception for the Raiders on the season...**(9/25) at Ten.:** Tallied one tackle and a pass defended...**(10/2) vs. Den.:** Recorded three tackles (two solo) and one fumble recovery returned for 68 yards...**(10/10) at KC.:** Totaled three tackles (two solo)...**(10/23) vs. Hou.:** Notched one solo tackle...**(10/30) at NO.:** Tallied one solo and one assisted tackle...**(11/6) at Jac.:** Started at Corner Back...**(11/13) vs. Ind.:** Combined for six tackles (three solo), one pass defended, and one forced fumble...**(11/20) at Den.:** Appeared on defense and special teams...**(11/27) at Sea.:** Played on defense.

AMIK ROBERTSON'S NFL REGULAR SEASON DEFENSIVE STATISTICS

DATE	TEAM	GP	GS	TACKLES							INTERCEPTIONS						O. FUMB				ST				MISC												
				TK	S	A	TFL	YDS	SK	YDS	QBH	NO	YDS	LG	TD	PD	FF	FR	TD	YDS	TK	S	A	FF	FR	S	A										
2020	Raiders	9	0	4	3	1	0	0	0.0	0.0	0	0	0	0	0	0	0	0	0	0	0	0	0	0	0	0	0	0	0	0	0	0	0	0	0	0	0
2021	Raiders	10	2	18	14	4	0	0	0.0	0.0	0	0	0	0	0	0	0	0	0	0	0	0	0	0	0	0	0	0	0	0	0	0	0	0	0	0	
2022	Raiders	11	4	20	14	6	0	0	0.0	0.0	0	1	7	7	0	3	1	1	1	68	0	0	0	0	0	0	0	0	0	0	0	0	0	0	0	0	
NFL TOTALS		30	6	42	31	11	0	0	0.0	0.0	0	1	7	7	0	3	1	1	1	68	1	0	1	0	0	0	0	0	0	0	0	0	0	0	0	0	

AMIK ROBERTSON'S 2022 GXG REGULAR-SEASON STATISTICS (RAIDERS)

DATE	OPPONENT	P/S	TACKLES							INTERCEPTIONS						O. FUMB				ST				MISC		W/L	SCORE							
			TK	S	A	SK	YDS	TFL	YDS	QBH	NO	YDS	LG	TD	PD	FF	FR	TD	YDS	TK	S	A	FF	FR	S			A						
09/11	at Chargers	P	0	0	0	0.0	0.0	0	0	0	0	0	0	0	0	0	0	0	0	0	0	0	0	0	0	0	0	0	0	0	0	L	19-24	
09/18	Cardinals	S	4	4	0	0.0	0.0	0	0	0	1	7	7	0	1	0	0	0	0	0	0	0	0	0	0	0	0	0	0	0	L	23-29+		
09/25	at Titans	P	1	1	0	0.0	0.0	0	0	0	0	0	0	0	1	0	0	0	0	0	0	0	0	0	0	0	0	0	0	L	22-24			
10/02	Broncos	S	3	2	1	0.0	0.0	0	0	0	0	0	0	0	0	0	1	1	68	0	0	0	0	0	0	0	0	0	0	0	W	32-23		
10/10	at Chiefs	S	3	2	1	0.0	0.0	0	0	0	0	0	0	0	0	0	0	0	0	0	0	0	0	0	0	0	0	0	0	L	29-30			
10/23	Texans	P	1	1	0	0.0	0.0	0	0	0	0	0	0	0	0	0	0	0	0	0	0	0	0	0	0	0	0	0	0	W	38-20			
10/30	at Saints	P	2	1	1	0.0	0.0	0	0	0	0	0	0	0	0	0	0	0	0	0	0	0	0	0	0	0	0	0	0	L	0-24			
11/06	at Jaguars	S	0	0	0	0.0	0.0	0	0	0	0	0	0	0	0	0	0	0	0	0	0	0	0	0	0	0	0	0	0	L	20-27			
11/13	Colts	P	6	3	3	0.0	0.0	0	0	0	0	0	0	0	1	1	0	0	0	0	0	0	0	0	0	0	0	0	0	L	20-25			
11/20	at Broncos	P	0	0	0	0.0	0.0	0	0	0	0	0	0	0	0	0	0	0	0	0	0	0	0	0	0	0	0	0	0	W	22-16+			
11/27	at Seahawks	P	0	0	0	0.0	0.0	0	0	0	0	0	0	0	0	0	0	0	0	0	0	0	0	0	0	0	0	0	0	W	40-34+			
2022 TOTALS		11-4	20	14	6	0.0	0.0	0	0	0	1	7	7	0	3	1	1	1	68	0	0	0	0	0	0	0	0	0	0	0	0	0	4-7	

+ - Overtime



TRENT SIEG

47

POSITION: LS
HT/WT: 6-3/240
ACQUIRED: FA-'18
BORN: 05/19/95

RAIDERS SEASON: 5
NFL SEASON: 5
COLLEGE: Colorado State
HOMETOWN: Eaton, Colo.

(9/11) at LAC: Saw action on special teams...**(9/18) vs. Ari.:** Notched one special teams tackle...**(9/25) at Ten.:** Appeared on special teams...**(10/2) vs. Den.:** Played on special teams...**(10/10) at KC.:** Saw action on special teams.


TRENT SIEG'S NFL REGULAR SEASON STATISTICS

DATE	TEAM	GP
2018	Ravens	0
Went from Baltimore to Oakland.		
2018	Raiders	15
2018	TOTAL	15
2019	Raiders	16
2020	Raiders	16
2021	Raiders	16
2022	Raiders	11
NFL TOTALS		74

TRENT SIEG'S 2022 GXG REGULAR-SEASON STATISTICS (RAIDERS)

DATE	OPPONENT		W/L	SCORE
09/11	at Chargers	P	L	19-24
09/18	Cardinals	P	L	23-29+
09/25	at Titans	P	L	22-24
10/02	Broncos	P	W	32-23
10/10	at Chiefs	P	L	29-30
10/23	Texans	P	W	38-20
10/30	at Saints	P	L	0-24
11/06	at Jaguars	P	L	20-27
11/13	Colts	P	L	20-25
11/20	at Broncos	P	W	22-16+
11/27	at Seahawks	P	W	40-34+
2022 TOTALS		11	4-7	

+ - Overtime



JOHN SIMPSON

76

POSITION: G
HT/WT: 6-4/324
ACQUIRED: D4A - '20
BORN: 08/19/97

RAIDERS SEASON: 3
NFL SEASON: 3
COLLEGE: Clemson
HOMETOWN: North Charleston, S.C.

(9/11) at LAC: Played on offense and special teams...**(9/18) vs. Ari.:** Saw action on offense and special teams...**(9/25) at Ten.:** Appeared on offense...**(10/2) vs. Den.:** Inactive...**(10/10) at KC.:** Appeared on special teams... **(10/23) vs. Hou.:** Saw action on special teams...**(10/30) at NO.:** Did not play...**(11/6) at Jac.:** Saw action on special teams...**(11/13) vs. Ind.:** Saw action on special teams...**(11/20) at Den.:** Saw action on special teams...**(11/27) at Sea.:** Played on special teams.


JOHN SIMPSON'S NFL REGULAR SEASON STATISTICS

DATE	TEAM	GP	GS
2020	Raiders	7	2
2021	Raiders	17	17
2022	Raiders	9	2
NFL TOTALS		33	21

JOHN SIMPSON'S 2022 GXG REGULAR-SEASON STATISTICS (RAIDERS)

DATE	OPPONENT	P/S	W/L	SCORE
09/11	at Chargers	S	L	19-24
09/18	Cardinals	S	L	23-29+
09/25	at Titans	P	L	22-24
10/02	Broncos		W	32-23
10/10	at Chiefs	P	L	29-30
10/23	Texans	P	W	38-20
10/30	at Saints		L	0-24
11/06	at Jaguars	P	L	20-27
11/13	Colts	P	L	20-25
11/20	at Broncos	P	W	22-16+
11/27	at Seahawks	P	W	40-34+
2022 TOTALS		9-2	4-7	

+ - Overtime



JARRETT STIDHAM

3

POSITION: QB **RAIDERS SEASON:** 1
HT/WT: 6-2/218 **NFL SEASON:** 4
ACQUIRED: TR -'22 (NE) **COLLEGE:** Auburn
BORN: 08/08/96 **HOMETOWN:** Stephenville, Texas

(9/11) at LAC: Did not play... (9/18) vs. Ari.: Did not play... (9/25) at Ten.: Did not play... (10/2) vs. Den.: Did not play... (10/10) at KC.: Did not play... (10/23) vs. Hou.: Saw action on offense... (10/30) at NO.: Did not play... (11/6) at Jac.: Did not play... (11/13) vs. Ind.: Did not play... (11/20) at Den.: Did not play... (11/27) at Sea.: Saw action on offense.

JARRETT STIDHAM'S NFL REGULAR SEASON PASSING STATISTICS

DATE	TEAM	GP	GS	ATT.	CMP.	PCT.	YDS	AVG.	TD	INT.	LG	SK	LST	RATE
2019	Patriots	3	0	4	2	50.0	14	3.5	0	1	11	1	7	18.8
2020	Patriots	5	0	44	22	50.0	256	5.8	2	3	38t	4	21	54.7
2021	Patriots	0	0	0	0	0.0	0	0.0	0	0	0	0	0	0.0
2022	Raiders	3	0	13	8	61.5	72	5.5	0	0	18	1	8	76.4
TOTALS		11	0	61	32	52.5	342	5.6	2	4	38T	6	36	52.8

JARRETT STIDHAM'S NFL REGULAR SEASON RUSHING STATISTICS

DATE	TEAM	NO	YD	AVG.	LG	TD
		.	S.			
2019	Patriots	2	-2	-1.0	0	0
2020	Patriots	7	7	1.0	6	0
2021	Patriots	0	0	0.0	0	0
2022	Raiders	0	0	0.0	0	0
TOTALS		9	5	0.6	6	0


JARRETT STIDHAM'S NFL REGULAR SEASON PASSING/RUSHING STATISTICS

DATE	TEAM	GP	GS	PASSING										RUSHING					
				ATT.	CMP.	PCT.	YDS	AVG.	TD	INT.	LG	SK	LST	RATE	NO.	YDS.	AVG.	LG	TD
2019	Patriots	3	0	4	2	50.0	14	3.5	0	1	11	1	7	18.8	2	-2	-1.0	0	0
2020	Patriots	5	0	44	22	50.0	256	5.8	2	3	38t	4	21	54.7	7	7	1.0	6	0
2021	Patriots	0	0	0	0	0.0	0	0.0	0	0	0	0	0	0.0	0	0	0.0	0	0
2022	Raiders	3	0	13	8	61.5	72	5.5	0	0	18	1	8	76.4	0	0	0.0	0	0
TOTALS		11	0	61	32	52.5	342	5.6	2	4	38T	6	36	52.8	9	5	0.6	6	0

JARRETT STIDHAM'S 2022 GXG REGULAR-SEASON STATISTICS (RAIDERS)

DATE	OPPONENT	P/S	PASSING										RUSHING				W/L	SCORE			
			ATT	CMP	YDS	PCT	Y/A	Y/C	TD	INT	LG	SK/YD	RATE	ATT	YDS	LG			TD		
09/11	at Chargers		DID NOT PLAY (NON-INJURY)														L	19-24			
09/18	Cardinals		DID NOT PLAY (NON-INJURY)														L	23-29+			
09/25	at Titans		DID NOT PLAY (NON-INJURY)														L	22-24			
10/02	Broncos		DID NOT PLAY (NON-INJURY)														W	32-23			
10/10	at Chiefs		DID NOT PLAY (NON-INJURY)														L	29-30			
10/23	Texans	P	0	0	0	0.0	0.0	0.0	0	0	0	0/0	0.0	0	0	0	0	0	0	W	38-20
10/30	at Saints	P	13	8	72	61.5	5.5	9.0	0	0	18	1/8	76.4	0	0	0	0	0	0	L	0-24
11/06	at Jaguars		DID NOT PLAY (NON-INJURY)														L	20-27			
11/13	Colts		DID NOT PLAY (NON-INJURY)														L	20-25			
11/20	at Broncos		DID NOT PLAY (NON-INJURY)														W	22-16+			
11/27	at Seahawks	P	0	0	0	0.0	0.0	0.0	0	0	0	0/0	0.0	0	0	0	0	0	0	W	40-34+
2022 TOTALS		3-0	13	8	72	61.5	5.5	9.0	0	0	18	1/8	76.4	0	0	0	0	0	0	4-7	

+ - Overtime



RODERIC TEAMER

33

POSITION: S
HT/WT: 5-10/187
ACQUIRED: FA-'21
BORN: 12/05/97

RAIDERS SEASON: 2
NFL SEASON: 3
COLLEGE: Tulane
HOMETOWN: New Orleans, La.

(9/11) at LAC: Recorded two assisted tackles and one special teams tackle...**(9/18) vs. Ari.:** Notched one tackle and saw action on special teams...**(9/25) at Ten.:** Tallied five solo tackles...**(10/2) vs. Den.:** Recorded one tackle and one special teams assisted tackle...**(10/10) at KC.:** Notched one tackle...**(10/23) vs. Hou.:** Saw action on special teams...**(10/30) at NO.:** Played on special teams...**(11/6) at Jac.:** Saw action on special teams...**(11/13) vs. Ind.:** Played on defense and special teams...**(11/20) at Den.:** Combined for five tackles (three solo) and appeared on special teams...**(11/27) at Sea.:** Finished with three solo tackles.


RODERIC TEAMER'S NFL REGULAR SEASON DEFENSIVE STATISTICS

DATE	TEAM	GP	GS	TACKLES							INTERCEPTIONS					O. FUMB				ST				MISC							
				TK	S	A	TFL	YDS	SK	YDS	QBH	NO	YDS	LG	TD	PD	FF	FR	TD	YDS	TK	S	A	FF	FR	S	A				
2019	Chargers	7	6	40	30	10	1	1	1.0	0.0	1	1	3	3	0	2	0	0	0	0	0	0	0	0	0	0	0	0	0	0	0
2021	Raiders	10	2	14	11	3	0	0	0.0	0.0	0	0	0	0	0	1	0	0	0	0	0	4	2	2	0	0	0	0	0	0	
2022	Raiders	11	2	18	13	5	0	0	0.0	0.0	0	0	0	0	0	0	0	0	0	0	0	3	1	2	0	0	0	0	0	0	
NFL TOTALS		28	10	72	54	18	1	1	1.0	0.0	1	1	3	3	0	3	0	0	0	0	0	7	3	4	0	0	0	0	0	0	

RODERIC TEAMER'S 2022 GXG REGULAR-SEASON STATISTICS (RAIDERS)

DATE	OPPONENT	P/S	TACKLES							INTERCEPTIONS					O. FUMB				ST				MISC		SCORE						
			TK	S	A	SK	YDS	TFL	YDS	QBH	NO	YDS	LG	TD	PD	FF	FR	TD	YDS	TK	S	A	FF	FR		S	A	W/L			
09/11	at Chargers	P	2	0	2	0.0	0.0	0	0	0	0	0	0	0	0	0	0	0	0	0	1	1	0	0	0	0	0	0	0	L	19-24
09/18	Cardinals	P	1	0	1	0.0	0.0	0	0	0	0	0	0	0	0	0	0	0	0	0	0	0	0	0	0	0	0	0	0	L	23-29+
09/25	at Titans	S	5	5	0	0.0	0.0	0	0	0	0	0	0	0	0	0	0	0	0	0	1	0	1	0	0	0	0	0	0	L	22-24
10/02	Broncos	P	1	1	0	0.0	0.0	0	0	0	0	0	0	0	0	0	0	0	0	0	1	0	1	0	0	0	0	0	0	W	32-23
10/10	at Chiefs	P	1	1	0	0.0	0.0	0	0	0	0	0	0	0	0	0	0	0	0	0	0	0	0	0	0	0	0	0	0	L	29-30
10/23	Texans	P	0	0	0	0.0	0.0	0	0	0	0	0	0	0	0	0	0	0	0	0	0	0	0	0	0	0	0	0	0	W	38-20
10/30	at Saints	P	0	0	0	0.0	0.0	0	0	0	0	0	0	0	0	0	0	0	0	0	0	0	0	0	0	0	0	0	0	L	0-24
11/06	at Jaguars	P	0	0	0	0.0	0.0	0	0	0	0	0	0	0	0	0	0	0	0	0	0	0	0	0	0	0	0	0	0	L	20-27
11/13	Colts	P	0	0	0	0.0	0.0	0	0	0	0	0	0	0	0	0	0	0	0	0	0	0	0	0	0	0	0	0	0	L	20-25
11/20	at Broncos	S	5	3	2	0.0	0.0	0	0	0	0	0	0	0	0	0	0	0	0	0	0	0	0	0	0	0	0	0	0	W	22-16+
11/27	at Seahawks	P	3	3	0	0.0	0.0	0	0	0	0	0	0	0	0	0	0	0	0	0	0	0	0	0	0	0	0	0	0	W	40-34+
2022 TOTALS		11-2	18	13	5	0.0	0.0	0	0	0	0	0	0	0	0	0	0	0	0	0	3	1	2	0	0	0	0	0	0	4-7	

+ - Overtime



JERRY TILLERY

90

POSITION: DL
HT/WT: 6-6/295
ACQUIRED: D1-'19
BORN: 10/08/96

RAIDERS SEASON: 1
NFL SEASON: 4
COLLEGE: Notre Dame
HOMETOWN: Shreveport, La.

(11/20) at Den.: Recorded one solo tackle and appeared on special teams...(11/27) at Sea.: Played on defense.


JERRY TILLERY'S NFL REGULAR SEASON DEFENSIVE STATISTICS

DATE	TEAM	GP	GS	TACKLES								INTERCEPTIONS					O. FUMB				ST				MISC										
				TK	S	A	TFL	YDS	SK	YDS	QBH	NO	YDS	LG	TD	PD	FF	FR	TD	YDS	TK	S	A	FF	FR	S	A								
2019	Chargers	15	3	17	9	8	3	9	2.0	11.5	3	0	0	0	0	0	0	0	0	0	0	0	0	0	0	0	0	0	0	0	0	0	0	0	0
2020	Chargers	16	11	30	19	11	3	22	3.0	24.0	14	0	0	0	0	2	2	1	0	0	0	0	0	0	0	0	0	0	0	0	0	0	0	0	
2021	Chargers	16	15	51	24	27	6	38	4.5	38.0	14	0	0	0	0	0	0	0	0	0	0	0	0	0	0	0	0	0	0	0	0	0	0	0	
2022	Chargers	7	0	8	5	3	0	0	1.0	7.0	2	0	0	0	0	0	1	0	0	0	0	0	0	0	0	0	0	0	0	0	0	0	0	0	
Went from L.A. Chargers to Las Vegas.																																			
2022	Raiders	2	0	1	1	0	0	0	0.0	0.0	0	0	0	0	0	0	0	0	0	0	0	0	0	0	0	0	0	0	0	0	0	0	0	0	
2022	TOTAL	9	0	9	6	3	0	0	1.0	7.0	2	0	0	0	0	1	0	0	0	0	0	0	0	0	0	0	0	0	0	0	0	0	0	0	
NFL TOTALS		56	29	107	58	49	12	69	10.5	80.5	33	0	0	0	0	2	3	1	0	0	0	0	0	0	0	0	0	0	0	0	0	0	0	0	

JERRY TILLERY'S 2022 GXG REGULAR-SEASON STATISTICS (CHARGERS/RAIDERS)

DATE	OPPONENT	P/S	TACKLES								INTERCEPTIONS					O. FUMB				ST				MISC		W/L	SCORE																											
			TK	S	A	SK	YDS	TFL	YDS	QBH	NO	YDS	LG	TD	PD	FF	FR	TD	YDS	TK	S	A	FF	FR	S			A																										
09/11	Raiders	P	0	0	0	0.0	0.0	0	0	0	0	0	0	0	0	0	0	0	0	0	0	0	0	0	0	0	0	0	0	0	0	0	0	W	24-19																			
09/15	at Chiefs	P	2	1	1	0.0	0.0	0	0	0	0	0	0	0	0	0	0	0	0	0	0	0	0	0	0	0	0	0	0	0	0	0	L	24-27																				
09/25	Jaguars	P	2	2	0	0.0	0.0	0	0	0	0	0	0	0	0	0	0	0	0	0	0	0	0	0	0	0	0	0	0	0	0	L	10-38																					
10/02	at Texans	P	1	1	0	1.0	7.0	0	0	1	0	0	0	0	0	1	0	0	0	0	0	0	0	0	0	0	0	0	0	0	0	W	34-24																					
10/09	at Browns	P	1	0	1	0.0	0.0	0	0	1	0	0	0	0	0	0	0	0	0	0	0	0	0	0	0	0	0	0	0	0	0	W	30-28																					
10/17	Broncos	P	1	0	1	0.0	0.0	0	0	0	0	0	0	0	0	0	0	0	0	0	0	0	0	0	0	0	0	0	0	0	0	W	19-16+																					
10/23	Seahawks	P	1	1	0	0.0	0.0	0	0	0	0	0	0	0	0	0	0	0	0	0	0	0	0	0	0	0	0	0	0	0	0	L	23-37																					
11/06	at Falcons		ON INACTIVE LIST																																																		W	20-17
11/13	at 49ers		DID NOT PLAY																																																		L	16-22
Went from Chargers to Raiders.																																																						
11/20	at Broncos	P	1	1	0	0.0	0.0	0	0	0	0	0	0	0	0	0	0	0	0	0	0	0	0	0	0	0	0	0	0	0	0	0	0	W	22-16+																			
11/27	at Seahawks	P	0	0	0	0.0	0.0	0	0	0	0	0	0	0	0	0	0	0	0	0	0	0	0	0	0	0	0	0	0	0	0	0	W	40-34+																				
2022 TOTALS		9-0	9	6	3	1.0	7.0	0	0	2	0	0	0	0	0	1	0	0	0	0	0	0	0	0	0	0	0	0	0	0	0	0	7-4																					

+ - Overtime



DJ TURNER

19

POSITION: WR
HT/WT: 5-9/206
ACQUIRED: FA-'21
BORN: 01/18/97

RAIDERS SEASON: 1
NFL SEASON: 1
COLLEGE: Pittsburgh
HOMETOWN: Glenarden, Md.

(9/11) at LAC: Saw action on special teams... **(10/23) vs. Hou.:** Rushed 20 yards on three attempts (6.7 avg.) and 18 long... Saw action on special teams... **(10/30) at NO.:** Recorded 22 yard punt return...Saw action on special teams... **(11/6) at Jac.:** Recorded one special teams tackle... **(11/13) vs. Ind.:** Saw action on offense and special teams... **(11/20) at Den.:** Played on special teams... **(11/27) at Sea.:** Played on offense and special teams.

DJ TURNER'S NFL REGULAR SEASON RUSHING/RECEIVING STATISTICS

DATE	TEAM	GP	GS	RECEIVING					RUSHING				
				NO.	YDS.	AVG.	LG	TD	NO.	YDS.	AVG.	LG	TD
2021	Raiders	0	0	0	0	0.0	0	0	0	0	0.0	0	0
2022	Raiders	7	0	0	0	0.0	0	0	3	20	6.7	18	0
NFL TOTALS		7	0	0	0	0.0	0	0	3	20	6.7	18	0


DJ TURNER'S NFL REGULAR SEASON RETURN STATISTICS

DATE	TEAM	KICKOFF RETURNS					PUNT RETURNS					
		RET.	YDS.	AVG.	LG	TD	NO.	FC	YDS.	AVG.	LG	TD
2021	Raiders	0	0	0.0	0	0	0	0	0	0.0	0	0
2022	Raiders	4	78	19.5	22	0	2	0	3	1.5	3	0
NFL TOTALS		4	78	19.5	22	0	2	0	3	1.5	3	0

DJ TURNER'S 2022 GXG REGULAR-SEASON STATISTICS (RAIDERS)

DATE	OPPONENT	P/S	RECEIVING					RUSHING					W/L	SCORE
			NO.	YDS.	AVG.	LG	TD	NO.	YDS.	AVG.	LG	TD		
09/11	at Chargers	P	0	0	0.0	0	0	0	0	0.0	0	0	L	19-24
09/18	Cardinals												L	23-29+
09/25	at Titans												L	22-24
10/02	Broncos												W	32-23
10/10	at Chiefs												L	29-30
10/23	Texans	P	0	0	0.0	0	0	3	20	6.7	18	0	W	38-20
10/30	at Saints	P	0	0	0.0	0	0	0	0	0.0	0	0	L	0-24
11/06	at Jaguars	P	0	0	0.0	0	0	0	0	0.0	0	0	L	20-27
11/13	Colts	P	0	0	0.0	0	0	0	0	0.0	0	0	L	20-25
11/20	at Broncos	P	0	0	0.0	0	0	0	0	0.0	0	0	W	22-16+
11/27	at Seahawks	P	0	0	0.0	0	0	0	0	0.0	0	0	W	40-34+
2022 TOTALS		7-0	0	0	0.0	0	0	3	20	6.7	18	0	4-7	

+ - Overtime



KENDAL VICKERS

95

POSITION: DT
HT/WT: 6-2/290
ACQUIRED: FA-'20
BORN: 05/23/95

RAIDERS SEASON: 3
NFL SEASON: 3
COLLEGE: Tennessee
HOMETOWN: Havelock, N.C.

(9/11) at LAC: Notched one solo tackle and saw action on special teams...**(9/18) vs. Ari.:** Combined for four tackles (one solo)...**(9/25) at Ten.:** Appeared on defense...**(10/2) vs. Den.:** Recorded one tackle and played on special teams...**(10/10) at KC.:** Notched an assisted tackle...**(10/23) vs. Hou.:** Tallied one assisted tackle and saw action on special teams...**(10/30) at NO.:** Recorded an assisted tackle...**(11/6) at Jac.:** Inactive...**(11/13) vs. Ind.:** Recorded one solo tackle...**(11/20) at Den.:** Inactive...**(11/27) at Sea.:** Inactive.

KENDAL VICKERS' NFL REGULAR SEASON DEFENSIVE STATISTICS

DATE	TEAM	GP	GS	TACKLES							INTERCEPTIONS						O. FUMB				ST				MISC							
				TK	S	A	TFL	YDS	SK	YDS	QBH	NO	YDS	LG	TD	PD	FF	FR	TD	YDS	TK	S	A	FF	FR	S	A					
2020	Raiders	15	2	10	5	5	3	19	2.0	14.0	3	0	0	0	0	0	0	0	0	0	0	0	0	0	0	0	0	0	0	0	0	0
2021	Raiders	2	0	0	0	0	0	0	0.0	0.0	0	0	0	0	0	0	0	0	0	0	0	0	0	0	0	0	0	0	0	0	0	
2022	Raiders	8	0	10	4	6	0	0	0.0	0.0	0	0	0	0	0	0	0	0	0	0	0	0	0	0	0	0	0	0	0	0	0	
NFL TOTALS		25	2	20	9	11	3	19	2.0	14.0	3	0	0	0	0	0	0	0	0	0	0	0	0	0	0	0	0	0	0	0	0	

KENDAL VICKERS' 2022 GXG REGULAR-SEASON STATISTICS (RAIDERS)

DATE	OPPONENT	P/S	TACKLES							INTERCEPTIONS						O. FUMB				ST				MISC		SCORE					
			TK	S	A	SK	YDS	TFL	YDS	QBH	NO	YDS	LG	TD	PD	FF	FR	TD	YDS	TK	S	A	FF	FR	S		A	W/L			
09/11	at Chargers	P	1	1	0	0.0	0.0	0	0	0	0	0	0	0	0	0	0	0	0	0	0	0	0	0	0	0	0	L	19-24		
09/18	Cardinals	P	4	1	3	0.0	0.0	0	0	0	0	0	0	0	0	0	0	0	0	0	0	0	0	0	0	0	L	23-29+			
09/25	at Titans	P	0	0	0	0.0	0.0	0	0	0	0	0	0	0	0	0	0	0	0	0	0	0	0	0	0	L	22-24				
10/02	Broncos	P	1	1	0	0.0	0.0	0	0	0	0	0	0	0	0	0	0	0	0	0	0	0	0	0	0	W	32-23				
10/10	at Chiefs	P	1	0	1	0.0	0.0	0	0	0	0	0	0	0	0	0	0	0	0	0	0	0	0	0	0	L	29-30				
10/23	Texans	P	1	0	1	0.0	0.0	0	0	0	0	0	0	0	0	0	0	0	0	0	0	0	0	0	0	W	38-20				
10/30	at Saints	P	1	0	1	0.0	0.0	0	0	0	0	0	0	0	0	0	0	0	0	0	0	0	0	0	0	L	0-24				
11/06	at Jaguars		ON INACTIVE LIST																							L	20-27				
11/13	Colts	P	1	1	0	0.0	0.0	0	0	0	0	0	0	0	0	0	0	0	0	0	0	0	0	0	0	L	20-25				
11/20	at Broncos		ON INACTIVE LIST																							W	22-16+				
11/27	at Seahawks		ON INACTIVE LIST																							W	40-34+				
2022 TOTALS		8-0	10	4	6	0.0	0.0	0	0	0	0	0	0	0	0	0	0	0	0	0	0	0	0	0	0	0	0	0	0	0	4-7

+ - Overtime



SAM WEBB

27

POSITION: CB
HT/WT: 6-0/202
ACQUIRED: FA - '22
BORN: 05/19/98

RAIDERS SEASON: R
NFL SEASON: R
COLLEGE: Missouri Western State
HOMETOWN: Excelsior Springs, Mo.

(9/11) at LAC: Saw action on special teams...**(9/18) vs. Ari.:** Recorded one tackle and one assisted tackle on special teams...**(9/25) at Ten.:** Played on special teams...**(10/2) vs. Den.:** Saw action on special teams...**(10/10) at KC.:** Recorded an assisted tackle...**(10/23) vs. Hou.:** Played on special teams...**(10/30) at NO.:** Saw action on special teams...**(11/6) at Jac.:** Notched an assisted tackle...**(11/13) vs. Ind.:** Finished with eight tackles (six solo), two passes defended, and one forced fumble...His eight tackles were a personal season-high and the second most in a single game in franchise history by an undrafted rookie...**(11/20) at Den.:** Recorded three solo tackles...**(11/27) at Sea.:** Finished with five solo tackles.


SAM WEBB'S NFL REGULAR SEASON DEFENSIVE STATISTICS

DATE	TEAM	GP	GS	TACKLES							INTERCEPTIONS						O. FUMB				ST				MISC			
				TK	S	A	TFL	YDS	SK	YDS	QBH	NO	YDS	LG	TD	PD	FF	FR	TD	YDS	TK	S	A	FF	FR	S	A	
2022	Raiders	11	2	18	14	4	0	0	0.0	0.0	0	0	0	0	2	1	0	0	0	3	2	1	0	0	0	0		
NFL TOTALS		11	2	18	14	4	0	0	0.0	0.0	0	0	0	0	2	1	0	0	0	3	2	1	0	0	0			

SAM WEBB'S 2022 GXG REGULAR-SEASON STATISTICS (RAIDERS)

DATE	OPPONENT	P/S	TACKLES							INTERCEPTIONS						O. FUMB				ST				MISC		W/L	SCORE
			TK	S	A	SK	YDS	TFL	YDS	QBH	NO	YDS	LG	TD	PD	FF	FR	TD	YDS	TK	S	A	FF	FR	S		
09/11	at Chargers	P	0	0	0	0.0	0.0	0	0	0	0	0	0	0	0	0	0	0	0	0	0	0	0	0	0	L	19-24
09/18	Cardinals	P	0	0	0	0.0	0.0	0	0	0	0	0	0	0	0	0	0	0	0	2	1	1	0	0	0	L	23-29+
09/25	at Titans	P	0	0	0	0.0	0.0	0	0	0	0	0	0	0	0	0	0	0	0	0	0	0	0	0	0	L	22-24
10/02	Broncos	P	0	0	0	0.0	0.0	0	0	0	0	0	0	0	0	0	0	0	0	0	0	0	0	0	0	W	32-23
10/10	at Chiefs	P	1	0	1	0.0	0.0	0	0	0	0	0	0	0	0	0	0	0	0	0	0	0	0	0	0	L	29-30
10/23	Texans	P	0	0	0	0.0	0.0	0	0	0	0	0	0	0	0	0	0	0	0	0	0	0	0	0	0	W	38-20
10/30	at Saints	P	0	0	0	0.0	0.0	0	0	0	0	0	0	0	0	0	0	0	0	0	0	0	0	0	0	L	0-24
11/06	at Jaguars	P	1	0	1	0.0	0.0	0	0	0	0	0	0	0	0	0	0	0	0	1	1	0	0	0	0	L	20-27
11/13	Colts	P	8	6	2	0.0	0.0	0	0	0	0	0	0	0	2	1	0	0	0	0	0	0	0	0	0	L	20-25
11/20	at Broncos	S	3	3	0	0.0	0.0	0	0	0	0	0	0	0	0	0	0	0	0	0	0	0	0	0	0	W	22-16+
11/27	at Seahawks	S	5	5	0	0.0	0.0	0	0	0	0	0	0	0	0	0	0	0	0	0	0	0	0	0	0	W	40-34+
2022 TOTALS		11-2	18	14	4	0.0	0.0	0	0	0	0	0	0	0	2	1	0	0	0	3	2	1	0	0	0	4-7	

+ - Overtime



ZAMIR WHITE

35

POSITION: RB
HT/WT: 5-11/214
ACQUIRED: D4A - '22
BORN: 09/18/99

RAIDERS SEASON: R
NFL SEASON: R
COLLEGE: Georgia
HOMETOWN: Laurinburg, N.C.

(9/11) at LAC: Played on special teams...**(9/18) vs. Ari.:** Rushed for two yards on one carry and saw action on special teams...**(9/25) at Ten.:** Saw action on special teams...**(10/2) vs. Den.:** Rushed for 24 yards on two carries (12.0 avg.) and 22 long...**(10/10) at KC.:** Appeared on offense and special teams... **(10/23) vs. Hou.:** Saw action on offense and special teams...**(10/30) at NO.:** Saw action on offense and special teams...**(11/6) at Jac.:** Saw action on offense and special teams...**(11/13) vs. Ind.:** Saw action on offense and special teams...**(11/20) at Den.:** Inactive...**(11/27) at Sea.:** Rushed 28 yards on two attempts (14.0 avg.) and 17 long.

ZAMIR WHITE'S NFL REGULAR SEASON RUSHING/RECEIVING STATISTICS

DATE	TEAM	GP	GS	RUSHING					RECEIVING				
				NO.	YDS.	AVG.	LG	TD	NO.	YDS.	AVG.	LG	TD
2022	Raiders	10	0	10	47	4.7	22	0	0	0	0.0	0	0
NFL TOTALS		10	0	10	47	4.7	22	0	0	0	0.0	0	0


ZAMIR WHITE'S NFL REGULAR SEASON RETURN STATISTICS

DATE	TEAM	KICKOFF RETURNS					PUNT RETURNS					
		RET.	YDS.	AVG.	LG	TD	NO.	FC	YDS.	AVG.	LG	TD
2022	Raiders	0	0	0.0	0	0	0	0	0	0.0	0	0
NFL TOTALS		0	0	0.0	0	0	0	0	0	0.0	0	0

ZAMIR WHITE'S 2022 GXG REGULAR-SEASON STATISTICS (RAIDERS)

DATE	OPPONENT	P/S	RUSHING					RECEIVING					W/L	SCORE
			NO.	YDS.	AVG.	LG	TD	NO.	YDS.	AVG.	LG	TD		
09/11	at Chargers	P	0	0	0.0	0	0	0	0	0.0	0	0	L	19-24
09/18	Cardinals	P	1	2	2.0	2	0	0	0	0.0	0	0	L	23-29+
09/25	at Titans	P	0	0	0.0	0	0	0	0	0.0	0	0	L	22-24
10/02	Broncos	P	2	24	12.0	22	0	0	0	0.0	0	0	W	32-23
10/10	at Chiefs	P	1	-7	-7.0	-7	0	0	0	0.0	0	0	L	29-30
10/23	Texans	P	1	2	2.0	2	0	0	0	0.0	0	0	W	38-20
10/30	at Saints	P	0	0	0.0	0	0	0	0	0.0	0	0	L	0-24
11/06	at Jaguars	P	1	-1	-1.0	-1	0	0	0	0.0	0	0	L	20-27
11/13	Colts	P	2	-1	-0.5	1	0	0	0	0.0	0	0	L	20-25
11/20	at Broncos						ON INACTIVE LIST					W	22-16+	
11/27	at Seahawks	P	2	28	14.0	17	0	0	0	0.0	0	0	W	40-34+
2022 TOTALS		10-0	10	47	4.7	22	0	0	0	0.0	0	0	4-7	

+ - Overtime



ROCK YA-SIN

26

POSITION: CB **RAIDERS SEASON:** 1
HT/WT: 5-11/192 **NFL SEASON:** 4
ACQUIRED: TR -'22 (IND.) **COLLEGE:** Temple
BORN: 05/23/96 **HOMETOWN:** Atlanta, GA

(9/11) at LAC: Recorded six tackles (five solo)...**(9/18) vs. Ari.:** Combined for one assisted tackle, one quarterback hit and three passes defended...**(9/25) at Ten.:** Notched six tackles (five assisted)...**(10/2) vs. Den.:** Inactive...**(10/10) at KC.:** Tallied three tackles (two solo) and one pass defended...**(10/23) vs. Hou.:** Started at Cornerback and recorded six tackles (four solo)...**(10/30) at NO.:** Notched six tackles (five solo) and one pass defended...**(11/6) at Jac.:** Combined for six tackles (five solo)...**(11/13) vs. Ind.:** Recorded two solo tackles and one pass defended...**(11/20) at Den.:** Notched three solo tackles...**(11/27) at Sea.:** Finished with four solo tackles.

ROCK YA-SIN'S NFL REGULAR SEASON DEFENSIVE STATISTICS

DATE	TEAM	GP	GS	TACKLES							INTERCEPTIONS					O. FUMB				ST				MISC				
				TK	S	A	TFL	YDS	SK	YDS	QBH	NO	YDS	LG	TD	PD	FF	FR	TD	YDS	TK	S	A	FF	FR	S	A	
2019	Colts	15	14	61	53	8	2	6	0.0	0.0	0	1	0	0	0	5	0	1	0	0	1	1	0	0	0	0	0	0
2020	Colts	13	8	44	35	9	0	0	0.0	0.0	0	1	0	0	0	7	1	0	0	0	1	1	0	0	0	0	0	
2021	Colts	13	8	31	27	4	0	0	0.0	0.0	0	0	0	0	0	8	1	1	0	13	0	0	0	0	0	0	0	
2022	Raiders	10	8	43	35	8	0	0	0.0	0.0	1	0	0	0	0	6	0	0	0	0	0	0	0	0	0	0	0	
NFL TOTALS		51	38	179	150	29	2	6	0.0	0.0	1	2	0	0	0	26	2	2	0	13	2	2	0	0	0	0	0	

ROCK YA-SIN'S 2022 GXG REGULAR-SEASON STATISTICS (RAIDERS)

DATE	OPPONENT	P/S	TACKLES							INTERCEPTIONS					O. FUMB				ST				MISC		W/L	SCORE		
			TK	S	A	SK	YDS	TFL	YDS	QBH	NO	YDS	LG	TD	PD	FF	FR	TD	YDS	TK	S	A	FF	FR			S	A
09/11	at Chargers	S	6	5	1	0.0	0.0	0	0	0	0	0	0	0	0	0	0	0	0	0	0	0	0	0	0	0	L	19-24
09/18	Cardinals	S	1	0	1	0.0	0.0	0	0	1	0	0	0	0	3	0	0	0	0	0	0	0	0	0	0	0	L	23-29+
09/25	at Titans	S	6	5	1	0.0	0.0	0	0	0	0	0	0	0	0	0	0	0	0	0	0	0	0	0	0	L	22-24	
10/02	Broncos		ON INACTIVE LIST																								W	32-23
10/10	at Chiefs	P	3	2	1	0.0	0.0	0	0	0	0	0	0	0	1	0	0	0	0	0	0	0	0	0	0	0	L	29-30
10/23	Texans	S	6	4	2	0.0	0.0	0	0	0	0	0	0	0	0	0	0	0	0	0	0	0	0	0	0	0	W	38-20
10/30	at Saints	S	6	5	1	0.0	0.0	0	0	0	0	0	0	0	1	0	0	0	0	0	0	0	0	0	0	0	L	0-24
11/06	at Jaguars	S	6	5	1	0.0	0.0	0	0	0	0	0	0	0	0	0	0	0	0	0	0	0	0	0	0	0	L	20-27
11/13	Colts	S	2	2	0	0.0	0.0	0	0	0	0	0	0	0	1	0	0	0	0	0	0	0	0	0	0	0	L	20-25
11/20	at Broncos	S	3	3	0	0.0	0.0	0	0	0	0	0	0	0	0	0	0	0	0	0	0	0	0	0	0	0	W	22-16+
11/27	at Seahawks	P	4	4	0	0.0	0.0	0	0	0	0	0	0	0	0	0	0	0	0	0	0	0	0	0	0	0	W	40-34+
2022 TOTALS		10-8	43	35	8	0.0	0.0	0	0	1	0	0	0	0	6	0	0	0	0	0	0	0	0	0	0	0	4-7	

+ - Overtime

GAME SUMMARIES





WEEK 1

Las Vegas Raiders 19, Los Angeles Chargers 24

70,240 🏡 SoFi Stadium 🏡 Sep 11, 2022



Las Vegas Raiders 3 0 10 6 — 19
 Los Angeles Chargers 3 14 7 0 — 24

SCORING DRIVES

TEAM	QTR	TIME	SCORING PLAY	LV	LAC
Chargers	1	09:03	D.Hopkins 43 yd. Field Goal (12-50, 5:57)	0	3
Raiders	1	02:29	D.Carlson 23 yd. Field Goal (14-70, 6:34)	3	3
Chargers	2	09:34	Z.Horvath 1 yd. pass from J.Herbert (D.Hopkins kick) (9-67, 3:44)	3	10
Chargers	2	00:35	D.Carter 23 yd. pass from J.Herbert (D.Hopkins kick) (2-31, 0:10)	3	17
Raiders	3	12:39	B.Bolden 18 yd. pass from D.Carr (D.Carlson kick) (5-75, 2:21)	10	17
Chargers	3	06:42	G.Everett 18 yd. pass from J.Herbert (D.Hopkins kick) (11-73, 5:57)	10	24
Raiders	3	01:03	D.Carlson 55 yd. Field Goal (11-38, 5:39)	13	24
Raiders	4	04:32	D.Adams 3 yd. pass from D.Carr (pass failed) (7-61, 3:01)	19	24

LAS VEGAS RAIDERS

PASSING	ATT	CP	YDS	SK/YD	TD	LG	INT	RTG
Derek Carr	37	22	295	5/29	2	41	3	69.1
Davante Adams	0	0	0	1/10	0	0	0	0.0
TOTAL	37	22	295	6/39	2	41	3	69.1

RUSHING	ATT	YDS	AVG	LG	TD
Josh Jacobs	10	57	5.7	18	0
Brandon Bolden	3	7	2.3	5	0
TOTAL	13	64	4.9	18	0

RECEIVING	NO	YDS	AVG	LG	TD
Davante Adams	10	141	14.1	41	1
Darren Waller	4	79	19.8	31	0
Hunter Renfrow	3	21	7.0	9	0
Brandon Bolden	2	21	10.5	18t	1
Mack Hollins	1	16	16.0	16	0
Josh Jacobs	1	16	16.0	16	0
Jakob Johnson	1	1	1.0	1	0
TOTAL	22	295	13.4	41	2

PUNTING	NO	YDS	AVG	TB	I20	LG
AJ Cole	2	106	53.0	0	1	56
TOTAL	2	106	53.0	0	1	56

KICKOFF RETURNS	NO	YDS	AVG	LG	TD
No Kickoff Returns					

PUNT RETURNS	NO	YDS	AVG	LG	TD
Hunter Renfrow	2	4	2.0	4	0
TOTAL	2	4	2.0	4	0

TOP DEFENSE	TOT	SOLO	AST	SCK	YDS	INT
Johnathan Abram	12	9	3	0.0	0.0	0
Maxx Crosby	10	8	2	0.0	0.0	0
Nate Hobbs	9	6	3	0.0	0.0	0

FIELD GOALS	FGM/FGA	PERCENT	RESULTS
Daniel Carlson	2-2	100.0	23G, 55G
TOTAL	2-2	100.0	

SACKS
No Sacks

LOS ANGELES CHARGERS

PASSING	ATT	CP	YDS	SK/YD	TD	LG	INT	RTG
Justin Herbert	34	26	279	0/0	3	42	0	129.4
TOTAL	34	26	279	0/0	3	42	0	129.4

RUSHING	ATT	YDS	AVG	LG	TD
Austin Ekeler	14	36	2.6	8	0
Joshua Kelley	4	21	5.3	12	0
Sony Michel	7	12	1.7	6	0
Joshua Palmer	1	4	4.0	4	0
Zander Horvath	1	2	2.0	2	0
Justin Herbert	4	1	0.3	3	0
TOTAL	31	76	2.5	12	0

RECEIVING	NO	YDS	AVG	LG	TD
Keenan Allen	4	66	16.5	42	0
Austin Ekeler	4	36	9.0	13	0
DeAndre Carter	3	64	21.3	30	1
Gerald Everett	3	54	18.0	25	1
Tre' McKitty	3	24	8.0	12	0
Joshua Palmer	3	5	1.7	5	0
Joshua Kelley	2	14	7.0	9	0
Mike Williams	2	10	5.0	6	0
Zander Horvath	2	6	3.0	5	1
TOTAL	26	279	10.7	42	3

PUNTING	NO	YDS	AVG	TB	I20	LG
JK Scott	4	196	49.0	0	1	51
TOTAL	4	196	49.0	0	1	51

KICKOFF RETURNS	NO	YDS	AVG	TB	LG	TD
Joshua Kelley	1	15	15.0	15	0	0
TOTAL	1	15	15.0	15	0	0

PUNT RETURNS	NO	YDS	AVG	LG	TD
No Punt Returns					

TOP DEFENSE	TOT	SOLO	AST	SCK	YDS	INT
Derwin James Jr.	6	6	0	1.0	7.0	0
Khalil Mack	6	5	1	3.0	17.0	0
Kenneth Murray Jr.	5	3	2	0.0	0.0	0

FIELD GOALS	FGM/FGA	PERCENT	RESULTS
Dustin Hopkins	1-2	50.0	43G, 49WL
TOTAL	1-2	50.0	

SACKS
Derwin James Jr. [1.0/7.0], Khalil Mack [3.0/17.0], Joey Bosa [1.5/12.5], Morgan Fox [0.5/2.5]

Team Statistics

	Raiders	Chargers
First Downs	18	18
3rd-Down Eff. (Made/Att/Pct)	5/11/45%	6/14/43%
4th-Down Eff. (Made/Att/Pct)	1/2/50%	0/1/0%
Total Net Yards	320	355
Total Plays	56	65
Yards Per Play	5.7	5.5
Rushes/Net Yards	13/64	31/76
Net Passing	256	279
Pass Attempts/Completions	37/22	34/26
Had Intercepted	3	0
Sacked/Yards Lost	6/39	0/0
Punts/Average	2/53.0	4/49.0
Penalties/Yards	3/11	5/21
Fumbles/Lost	3/0	1/0
Possession Time	27:28	32:32



WEEK 2

Arizona Cardinals 29, Las Vegas Raiders 23 (OT)
61,707 Allegiant Stadium Sep 18, 2022



Arizona Cardinals	0	0	7	16	6	—	29
Las Vegas Raiders	7	13	3	0	0	—	23

SCORING DRIVES

TEAM	QTR	TIME	SCORING PLAY	ARI	LV
Raiders	1	05:22	D.Adams 1 yd. pass from D.Carr (D.Carlson kick) (15-75, 9:38)	0	7
Raiders	2	11:40	D.Carlson 32 yd. Field Goal (9-66, 4:41)	0	10
Raiders	2	07:00	D.Waller 3 yd. pass from D.Carr (D.Carlson kick) (7-59, 2:02)	0	17
Raiders	2	00:00	D.Carlson 55 yd. Field Goal (9-36, 1:51)	0	20
Cardinals	3	06:03	G.Dortch 5 yd. pass from K.Murray (M.Prater kick) (11-79, 5:27)	7	20
Raiders	3	01:38	D.Carlson 25 yd. Field Goal (8-68, 4:25)	7	23
Cardinals	4	08:13	D.Williams 1 yd. run (K.Murray run) (9-54, 3:54)	15	23
Cardinals	4	00:00	K.Murray 3 yd. run (18-73, 4:43)	21	23
Cardinals	OT	03:51	B.Murphy 59 yd. fumble return	29	23

ARIZONA CARDINALS

PASSING	ATT	CP	YDS	SK/YD	TD	LG	INT	RTG
Kyler Murray	49	31	277	1/7	1	29	1	76.7
TOTAL	49	31	277	1/7	1	29	1	76.7

RUSHING	ATT	YDS	AVG	LG	TD
Darrel Williams	8	59	7.4	30	1
Eno Benjamin	8	31	3.9	7	0
Kyler Murray	5	28	5.6	10	1
James Conner	7	25	3.6	6	0
TOTAL	28	143	5.1	30	2

RECEIVING	NO	YDS	AVG	LG	TD
Zach Ertz	8	75	9.4	16	0
Marquise Brown	6	68	11.3	24	0
Greg Dortch	4	55	13.8	29	1
Eno Benjamin	3	20	6.7	9	0
A.J. Green	3	16	5.3	10	0
James Conner	2	26	13.0	21	0
Andre Baccellia	2	12	6.0	11	0
Darrel Williams	2	3	1.5	2	0
Stephen Anderson	1	2	2.0	2	0
TOTAL	31	277	8.9	29	1

PUNTING	NO	YDS	AVG	TB	I20	LG
Andy Lee	3	136	45.3	1	1	56
TOTAL	3	136	45.0	1	1	56

KICKOFF RETURNS	NO	YDS	AVG	LG	TD
Eno Benjamin	2	40	20.0	22	0
TOTAL	2	40	20.0	22	0

PUNT RETURNS	NO	YDS	AVG	LG	TD
Greg Dortch	2	21	10.5	18	0
TOTAL	2	21	10.5	18	0

TOP DEFENSE	TOT	SOLO	AST	SCK	YDS	INT
Jalen Thompson	10	7	3	0.0	0.0	0
Zaven Collins	8	5	3	0.0	0.0	0
Budda Baker	6	5	1	0.0	0.0	0

FIELD GOALS	FGM/FGA	PERCENT	RESULTS
	No Field Goals		

SACKS
J.J. Watt [1.0/8.0]

LAS VEGAS RAIDERS

PASSING	ATT	CP	YDS	SK/YD	TD	LG	INT	RTG
Derek Carr	39	25	252	1/8	2	23	0	99.5
TOTAL	39	25	252	1/8	2	23	0	99.5

RUSHING	ATT	YDS	AVG	LG	TD
Josh Jacobs	19	69	3.6	13	0
Derek Carr	1	9	9.0	9	0
Zamir White	1	2	2.0	2	0
TOTAL	21	80	3.8	13	0

RECEIVING	NO	YDS	AVG	LG	TD
Hunter Renfrow	7	59	8.4	20	0
Darren Waller	6	50	8.3	19	1
Mack Hollins	5	66	13.2	23	0
Foster Moreau	3	30	10.0	19	0
Davante Adams	2	12	6.0	11	1
Ameer Abdullah	1	23	23.0	23	0
Josh Jacobs	1	12	12.0	12	0
TOTAL	25	252	10.1	23	2

PUNTING	NO	YDS	AVG	TB	I20	LG
AJ Cole	3	161	53.7	0	0	66
TOTAL	3	161	53.0	0	0	66

KICKOFF RETURNS	NO	YDS	AVG	TB	LG	TD
No Kickoff Returns						

PUNT RETURNS	NO	YDS	AVG	LG	TD
No Punt Returns					

TOP DEFENSE	TOT	SOLO	AST	SCK	YDS	INT
Divine Deablo	16	6	10	0.0	0.0	0
Jayon Brown	12	8	4	0.0	0.0	0
Nate Hobbs	11	9	2	0.0	0.0	0

FIELD GOALS	FGM/FGA	PERCENT	RESULTS
Daniel Carlson	3-3	100.0	32G, 55G, 25G
TOTAL	3-3	100.0	

SACKS
Maxx Crosby [1.0/7.0]

Team Statistics

	Cardinals	Raiders
First Downs	28	20
3rd-Down Eff. (Made/Att/Pct)	3/13/23%	6/11/55%
4th-Down Eff. (Made/Att/Pct)	3/5/60%	0/0/0%
Total Net Yards	413	324
Total Plays	78	61
Yards Per Play	5.3	5.3
Rushes/Net Yards	28/143	21/80
Net Passing	270	244
Pass Attempts/Completions	49/31	39/25
Had Intercepted	1	0
Sacked/Yards Lost	1/7	1/8
Punts/Average	3/45.3	3/53.7
Penalties/Yards	12/120	10/68
Fumbles/Lost	0/0	2/1
Possession Time	36:22	29:47



WEEK 3

Las Vegas Raiders 22, Tennessee Titans 24
68,649 Nissan Stadium Sep 25, 2022



Las Vegas Raiders	3	7	3	9	—	22
Tennessee Titans	7	17	0	0	—	24

SCORING DRIVES

TEAM	QTR	TIME	SCORING PLAY	LV	TEN
Titans	1	07:22	G.Swaim 2 yd. pass from R.Tannehill (R.Bullock kick) (12-75, 7:38)	0	7
Raiders	1	02:19	D.Carlson 21 yd. Field Goal (9-72, 5:03)	3	7
Titans	2	14:25	D.Henry 1 yd. run (R.Bullock kick) (6-75, 2:54)	3	14
Raiders	2	09:44	D.Adams 5 yd. pass from D.Carr (D.Carlson kick) (7-75, 4:41)	10	14
Titans	2	04:55	R.Tannehill 1 yd. run (R.Bullock kick) (8-79, 4:49)	10	21
Titans	2	00:00	R.Bullock 48 yd. Field Goal (3-19, 0:21)	10	24
Raiders	3	06:57	D.Carlson 32 yd. Field Goal (14-61, 8:03)	13	24
Raiders	4	03:29	D.Carlson 35 yd. Field Goal (7-63, 2:39)	16	24
Raiders	4	01:14	M.Hollins 9 yd. pass from D.Carr (pass failed) (14-81, 1:43)	22	24

LAS VEGAS RAIDERS

PASSING	ATT	CP	YDS	SK/YD	TD	LG	INT	RTG
Derek Carr	44	26	303	1/7	2	60	1	85.7
Mack Hollins	1	1	4	0/0	0	4	0	83.3
TOTAL	45	27	307	1/7	2	60	1	86.1

RUSHING	ATT	YDS	AVG	LG	TD
Josh Jacobs	13	66	5.1	13	0
Brandon Bolden	3	17	5.7	12	0
Derek Carr	2	17	8.5	11	0
Davante Adams	1	-4	-4.0	0	0
TOTAL	19	96	5.1	13	0

RECEIVING	NO	YDS	AVG	LG	TD
Mack Hollins	8	158	19.8	60	1
Davante Adams	5	36	7.2	18	1
Josh Jacobs	5	31	6.2	13	0
Foster Moreau	3	44	14.7	22	0
Darren Waller	3	22	7.3	17	0
Brandon Bolden	2	4	2.0	6	0
Keelan Cole	1	12	12.0	12	0
TOTAL	27	307	11.4	60	2

PUNTING	NO	YDS	AVG	TB	I20	LG
AJ Cole	3	144	48.0	0	2	58
TOTAL	3	144	48.0	0	2	58

KICKOFF RETURNS	NO	YDS	AVG	LG	TD
Ameer Abdullah	1	23	23.0	23	0
TOTAL	1	23	23.0	23	0

PUNT RETURNS	NO	YDS	AVG	LG	TD
Keelan Cole	1	13	13.0	13	0
TOTAL	1	13	13.0	13	0

TOP DEFENSE	TOT	SOLO	AST	SCK	YDS	INT
Maxx Crosby	9	5	4	1.0	12.0	0
Divine Deablo	7	4	3	0.0	0.0	0
Rock Ya-Sin	6	5	1	0.0	0.0	0

FIELD GOALS	FGM/FGA	PERCENT	RESULTS
Daniel Carlson	3-3	100.0	21G, 32G, 35G
TOTAL	3-3	100.0	

SACKS

Maxx Crosby [1.0/12.0]

TENNESSEE TITANS

PASSING	ATT	CP	YDS	SK/YD	TD	LG	INT	RTG
Ryan Tannehill	27	19	264	1/12	1	41	1	98.4
TOTAL	27	19	264	1/12	1	41	1	98.4

RUSHING	ATT	YDS	AVG	LG	TD
Derrick Henry	20	85	4.3	24	1
Dontrell Hilliard	2	14	7.0	10	0
Treyton Burks	1	8	8.0	8	0
Ryan Tannehill	4	-2	0.5	3	1
TOTAL	27	109	4.0	24	2

RECEIVING	NO	YDS	AVG	LG	TD
Derrick Henry	5	58	11.6	23	0
Robert Woods	4	85	21.3	41	0
Nick Westbrook-Ikhine	3	40	13.3	15	0
Geoff Swaim	3	19	6.3	13	1
Austin Hooper	2	19	9.5	11	0
Dontrell Hilliard	1	30	30.0	30	0
Treyton Burks	1	13	13.0	13	0
TOTAL	19	264	13.9	41	1

PUNTING	NO	YDS	AVG	TB	I20	LG
Ryan Stonehouse	3	181	60.3	1	2	70
TOTAL	3	181	60.0	1	2	70

KICKOFF RETURNS	NO	YDS	AVG	TB	LG	TD
Hassan Haskins	1	29	29.0	29	0	0
TOTAL	1	29	29.0	29	0	0

PUNT RETURNS	NO	YDS	AVG	LG	TD
Robert Woods	1	21	21.0	21	0
TOTAL	1	21	21.0	21	0

TOP DEFENSE	TOT	SOLO	AST	SCK	YDS	INT
Roger McCreary	10	9	1	0.0	0.0	0
Terrance Mitchell	8	7	1	0.0	0.0	0
David Long Jr.	8	4	4	0.0	0.0	0

FIELD GOALS	FGM/FGA	PERCENT	RESULTS
Randy Bullock	1-1	100.0	48G
TOTAL	1-1	100.0	

SACKS

Rashad Weaver [1.0/7.0]

Team Statistics

	Raiders	Titans
First Downs	24	19
3rd-Down Eff. (Made/Att/Pct)	1/12/8%	5/10/50%
4th-Down Eff. (Made/Att/Pct)	3/3/100%	0/1/0%
Total Net Yards	396	361
Total Plays	65	55
Yards Per Play	6.1	6.6
Rushes/Net Yards	19/96	27/109
Net Passing	300	252
Pass Attempts/Completions	45/27	27/19
Had Intercepted	1	1
Sacked/Yards Lost	1/7	1/12
Punts/Average	3/48.0	3/60.3
Penalties/Yards	6/44	7/85
Fumbles/Lost	1/0	1/0
Possession Time	30:45	29:15



WEEK 4

Denver Broncos 23, Las Vegas Raiders 32
62,332 Allegiant Stadium Oct 2, 2022



Denver Broncos	7	9	0	7	—	23
Las Vegas Raiders	3	16	3	10	—	32

SCORING DRIVES

TEAM	QTR	TIME	SCORING PLAY	DEN	LV
Raiders	1	09:52	D.Carlson 26 yd. Field Goal (11-60, 5:08)	0	3
Broncos	1	02:45	C.Sutton 5 yd. pass from R.Wilson (B.McManus kick) (4-34, 2:09)	7	3
Raiders	2	11:46	J.Jacobs 10 yd. run (D.Carlson kick) (11-75, 5:59)	7	10
Broncos	2	08:03	B.McManus 28 yd. Field Goal (7-39, 3:43)	10	10
Raiders	2	03:15	A.Robertson 68 yd. fumble return (kick failed, w/)	10	16
Broncos	2	01:24	J.Jeudy 20 yd. pass from R.Wilson (kick short) (5-75, 1:51)	16	16
Raiders	2	00:00	D.Carlson 39 yd. Field Goal (10-54, 1:24)	16	19
Raiders	3	02:27	D.Carlson 22 yd. Field Goal (10-77, 4:42)	16	22
Raiders	4	09:50	D.Carlson 30 yd. Field Goal (6-38, 3:15)	16	25
Broncos	4	07:16	R.Wilson 3 yd. run (B.McManus kick) (6-75, 2:34)	23	25
Raiders	4	02:02	J.Jacobs 7 yd. run (D.Carlson kick) (10-75, 5:14)	23	32

DENVER BRONCOS

PASSING	ATT	CP	YDS	SK/YD	TD	LG	INT	RTG
Russell Wilson	25	17	237	3/23	2	55	0	124.9
TOTAL	25	17	237	3/23	2	55	0	124.9

RUSHING	ATT	YDS	AVG	LG	TD
Russell Wilson	4	29	7.3	13	1
Javonte Williams	10	28	2.8	13	0
Mike Boone	3	20	6.7	13	0
Melvin Gordon III	3	8	2.7	7	0
TOTAL	20	85	4.3	13	1

RECEIVING	NO	YDS	AVG	LG	TD
Courtland Sutton	5	52	10.4	18	1
Jerry Jeudy	4	53	13.3	32	1
Kendall Hinton	2	39	19.5	35	0
KJ Hamler	1	55	55.0	55	0
Eric Saubert	1	25	25.0	25	0
Mike Boone	1	9	9.0	9	0
Montrell Washington	1	4	4.0	4	0
Russell Wilson	1	1	1.0	1	0
Javonte Williams	1	-1	-1.0	-1	0
TOTAL	17	237	13.9	55	2

PUNTING	NO	YDS	AVG	TB	I20	LG
Corliss Waitman	5	241	48.2	1	2	55
TOTAL	5	241	48.0	1	2	55

KICKOFF RETURNS	NO	YDS	AVG	LG	TD
No Kickoff Returns					

PUNT RETURNS	NO	YDS	AVG	LG	TD
Montrell Washington	3	66	22.0	30	0
TOTAL	3	66	22.0	30	0

TOP DEFENSE	TOT	SOLO	AST	SCK	YDS	INT
Josey Jewell	14	7	7	0.0	0.0	0
Pat Surtain II	8	6	2	0.0	0.0	0
Jonas Griffith	8	5	3	0.0	0.0	0

FIELD GOALS	FGM/FGA	PERCENT	RESULTS
Brandon McManus	1-1	100.0	28G
TOTAL	1-1	100.0	

SACKS
K'Waun Williams [1.0/7.0], D.J. Jones [1.0/8.0]

LAS VEGAS RAIDERS

PASSING	ATT	CP	YDS	SK/YD	TD	LG	INT	RTG
Derek Carr	34	21	188	2/15	0	20	0	76.6
TOTAL	34	21	188	2/15	0	20	0	76.6

RUSHING	ATT	YDS	AVG	LG	TD
Josh Jacobs	28	144	5.1	43	2
Derek Carr	7	40	5.7	20	0
Zamir White	2	24	12.0	22	0
Davante Adams	1	4	4.0	4	0
TOTAL	38	212	5.6	43	2

RECEIVING	NO	YDS	AVG	LG	TD
Davante Adams	9	101	11.2	20	0
Josh Jacobs	5	31	6.2	12	0
Mack Hollins	3	33	11.0	16	0
Darren Waller	3	24	8.0	13	0
Brandon Bolden	1	-1	-1.0	-1	0
TOTAL	21	188	9.0	20	0

PUNTING	NO	YDS	AVG	TB	I20	LG
AJ Cole	4	215	53.8	0	1	62
TOTAL	4	215	53.0	0	1	62

KICKOFF RETURNS	NO	YDS	AVG	TB	LG	TD
Ameer Abdullah	1	17	17.0	17	0	0
Brandon Bolden	1	32	32.0	32	0	0
TOTAL	2	49	24.5	32	0	0

PUNT RETURNS	NO	YDS	AVG	LG	TD
Keelan Cole	2	7	3.5	7	0
Tyron Johnson	1	0	0.0	0	0
TOTAL	3	7	2.3	7	0

TOP DEFENSE	TOT	SOLO	AST	SCK	YDS	INT
Divine Deablo	8	3	5	0.0	0.0	0
Denzel Perryman	5	4	1	0.0	0.0	0
Johnathan Abram	5	3	2	0.0	0.0	0

FIELD GOALS	FGM/FGA	PERCENT	RESULTS
Daniel Carlson	4-4	100.0	26G, 39G, 22G, 30G
TOTAL	4-4	100.0	

SACKS
Maxx Crosby [2.0/16.0], Nate Hobbs [1.0/7.0]

Team Statistics

	Broncos	Raiders
First Downs	12	25
3rd-Down Eff. (Made/Att/Pct)	3/11/27%	7/14/50%
4th-Down Eff. (Made/Att/Pct)	1/2/50%	0/0/0%
Total Net Yards	299	385
Total Plays	48	74
Yards Per Play	6.2	5.2
Rushes/Net Yards	20/85	38/212
Net Passing	214	173
Pass Attempts/Completions	25/17	34/21
Had Intercepted	0	0
Sacked/Yards Lost	3/23	2/15
Punts/Average	5/48.2	4/53.8
Penalties/Yards	7/50	4/25
Fumbles/Lost	1/1	0/0
Possession Time	25:08	34:52



WEEK 5

Las Vegas Raiders 29, Kansas City Chiefs 30

73,523 GEHA Field at Arrowhead Stadium Oct 10, 2022



Las Vegas Raiders	7	13	0	9	—	29
Kansas City Chiefs	0	10	14	6	—	30

SCORING DRIVES

TEAM	QTR	TIME	SCORING PLAY	LV	KC
Raiders	1	08:27	D.Adams 58 yd. pass from D.Carr (D.Carlson kick) (4-67, 2:52)	7	0
Raiders	2	14:00	J.Jacobs 1 yd. run (D.Carlson kick) (10-69, 5:03)	14	0
Raiders	2	09:22	D.Carlson 53 yd. Field Goal (6-43, 3:03)	17	0
Chiefs	2	04:40	T.Kelce 1 yd. pass from P.Mahomes (M.Wright kick) (11-75, 4:42)	17	7
Raiders	2	00:17	D.Carlson 50 yd. Field Goal (9-43, 4:23)	20	7
Chiefs	2	00:00	M.Wright 59 yd. Field Goal (4-34, 0:17)	20	10
Chiefs	3	09:25	T.Kelce 4 yd. pass from P.Mahomes (M.Wright kick) (12-75, 5:35)	20	17
Chiefs	3	03:20	T.Kelce 8 yd. pass from P.Mahomes (M.Wright kick) (8-57, 3:44)	20	24
Raiders	4	14:05	D.Carlson 47 yd. Field Goal (8-55, 4:15)	23	24
Chiefs	4	07:25	T.Kelce 1 yd. pass from P.Mahomes (pass failed) (13-75, 6:40)	23	30
Raiders	4	04:27	D.Adams 48 yd. pass from D.Carr (run failed) (7-75, 2:58)	29	30

LAS VEGAS RAIDERS

PASSING	ATT	CP	YDS	SK/YD	TD	LG	INT	RTG
Derek Carr	30	19	241	2/18	2	58t	0	110.6
TOTAL	30	19	241	2/18	2	58T	0	110.6

RUSHING	ATT	YDS	AVG	LG	TD
Josh Jacobs	21	154	7.3	37	1
Brandon Bolden	1	5	5.0	5	0
Derek Carr	1	3	3.0	3	0
Zamir White	1	-7	-7.0	-7	0
TOTAL	24	155	6.5	37	1

RECEIVING	NO	YDS	AVG	LG	TD
Josh Jacobs	5	39	7.8	14	0
Hunter Renfrow	4	25	6.3	9	0
Davante Adams	3	124	41.3	58t	2
Brandon Bolden	3	29	9.7	12	0
Jesper Horsted	3	19	6.3	9	0
Jakob Johnson	1	5	5.0	5	0
TOTAL	19	241	12.7	58T	2

PUNTING	NO	YDS	AVG	TB	I20	LG
AJ Cole	2	104	52.0	0	0	60
TOTAL	2	104	52.0	0	0	60

KICKOFF RETURNS	NO	YDS	AVG	LG	TD
Ameer Abdullah	1	16	16.0	16	0
TOTAL	1	16	16.0	16	0

PUNT RETURNS	NO	YDS	AVG	LG	TD
Keelan Cole	1	3	3.0	3	0
TOTAL	1	3	3.0	3	0

TOP DEFENSE	TOT	SOLO	AST	SCK	YDS	INT
Divine Deablo	10	6	4	0.0	0.0	0
Nate Hobbs	9	6	3	0.0	0.0	0
Denzel Perryman	8	6	2	1.0	7.0	0

FIELD GOALS	FGM/FGA	PERCENT	RESULTS
Daniel Carlson	3-3	100.0	53G, 50G, 47G
TOTAL	3-3	100.0	

SACKS
Denzel Perryman [1.0/7.0], Maxx Crosby [2.0/20.0]

KANSAS CITY CHIEFS

PASSING	ATT	CP	YDS	SK/YD	TD	LG	INT	RTG
Patrick Mahomes	43	29	292	3/27	4	36	0	117.6
TOTAL	43	29	292	3/27	4	36	0	117.6

RUSHING	ATT	YDS	AVG	LG	TD
Jerick McKinnon	8	53	6.6	30	0
Patrick Mahomes	4	28	7.0	16	0
Clyde Edwards-Helaire	9	15	1.7	8	0
Mecole Hardman	1	7	7.0	7	0
Isiah Pacheco	1	0	0.0	0	0
TOTAL	23	103	4.5	30	0

RECEIVING	NO	YDS	AVG	LG	TD
Travis Kelce	7	25	3.6	8t	4
Marquez Valdes-Scantling	6	90	15.0	23	0
Mecole Hardman	4	73	18.3	36	0
JuJu Smith-Schuster	3	33	11.0	13	0
Clyde Edwards-Helaire	3	20	6.7	10	0
Jerick McKinnon	2	19	9.5	12	0
Sky Moore	2	15	7.5	8	0
Justin Watson	1	10	10.0	10	0
Noah Gray	1	7	7.0	7	0
TOTAL	29	292	10.1	36	4

PUNTING	NO	YDS	AVG	TB	I20	LG
Tommy Townsend	3	145	48.3	0	1	60
TOTAL	3	145	48.0	0	1	60

KICKOFF RETURNS	NO	YDS	AVG	TB	LG	TD
Sky Moore	1	19	19.0	19	0	0
TOTAL	1	19	19.0	19	0	0

PUNT RETURNS	NO	YDS	AVG	LG	TD
Sky Moore	1	7	7.0	7	0
TOTAL	1	7	7.0	7	0

TOP DEFENSE	TOT	SOLO	AST	SCK	YDS	INT
Darius Harris	10	8	2	1.0	11.0	0
Nick Bolton	9	7	2	0.0	0.0	0
L'Jarius Sneed	7	5	2	0.0	0.0	0

FIELD GOALS	FGM/FGA	PERCENT	RESULTS
Matthew Wright	1-2	50.0	41WR, 59G
TOTAL	1-2	50.0	

SACKS
Darius Harris [1.0/11.0], Frank Clark [0.5/3.5], George Karlaftis [0.5/3.5]

Team Statistics

	Raiders	Chiefs
First Downs	18	29
3rd-Down Eff. (Made/Att/Pct)	5/12/42%	7/12/58%
4th-Down Eff. (Made/Att/Pct)	1/2/50%	0/0/0%
Total Net Yards	378	368
Total Plays	56	69
Yards Per Play	6.8	5.3
Rushes/Net Yards	24/155	23/103
Net Passing	223	265
Pass Attempts/Completions	30/19	43/29
Had Intercepted	0	0
Sacked/Yards Lost	2/18	3/27
Punts/Average	2/52.0	3/48.3
Penalties/Yards	11/99	5/72
Fumbles/Lost	1/0	0/0
Possession Time	28:53	31:07



WEEK 7

Houston Texans 20, Las Vegas Raiders 38
61,228 Allegiant Stadium Oct 23, 2022



Houston Texans 0 10 10 0 — 20
Las Vegas Raiders 3 7 7 21 — 38

SCORING DRIVES

TEAM	QTR	TIME	SCORING PLAY	HOU	LV
Raiders	1	09:54	D.Carlson 50 yd. Field Goal (11-44, 5:06)	0	3
Texans	2	11:17	C.Moore 13 yd. pass from D.Mills (K.Fairbairn kick) (13-62, 6:22)	7	3
Texans	2	04:57	K.Fairbairn 55 yd. Field Goal (7-43, 2:31)	10	3
Raiders	2	00:25	M.Hollins 26 yd. pass from D.Carr (D.Carlson kick) (10-82, 4:32)	10	10
Texans	3	10:59	K.Fairbairn 35 yd. Field Goal (8-67, 4:01)	13	10
Raiders	3	05:48	J.Jacobs 4 yd. run (D.Carlson kick) (10-75, 5:11)	13	17
Texans	3	03:14	P.Dorsett 25 yd. pass from D.Mills (K.Fairbairn kick) (6-74, 2:34)	20	17
Raiders	4	13:32	J.Jacobs 7 yd. run (D.Carlson kick) (7-76, 4:42)	20	24
Raiders	4	07:06	J.Jacobs 15 yd. run (D.Carlson kick) (7-81, 4:15)	20	31
Raiders	4	03:26	D.Harmon 73 yd. interception return (D.Carlson kick)	20	38

HOUSTON TEXANS

PASSING	ATT	CP	YDS	SK/YD	TD	LG	INT	RTG
Davis Mills	41	28	302	1/6	2	39	1	95.8
TOTAL	41	28	302	1/6	2	39	1	95.8

RUSHING	ATT	YDS	AVG	LG	TD
Dameon Pierce	20	92	4.6	22	0
Rex Burkhead	2	8	4.0	4	0
Dare Ogunbowale	1	8	8.0	8	0
TOTAL	23	108	4.7	22	0

RECEIVING	NO	YDS	AVG	LG	TD
Dare Ogunbowale	5	54	10.8	23	0
Rex Burkhead	5	11	2.2	5	0
Brandin Cooks	4	46	11.5	24	0
Dameon Pierce	4	25	6.3	11	0
Jordan Akins	3	68	22.7	39	0
Nico Collins	3	33	11.0	15	0
Phillip Dorsett	2	45	22.5	25t	1
Chris Moore	2	20	10.0	13t	1
TOTAL	28	302	10.8	39	2

PUNTING	NO	YDS	AVG	TB	I20	LG
Cameron Johnston	1	55	55.0	0	1	55
TOTAL	1	55	55.0	0	1	55

KICKOFF RETURNS	NO	YDS	AVG	LG	TD
Tremon Smith	4	78	19.5	25	0
TOTAL	4	78	19.5	25	0

PUNT RETURNS	NO	YDS	AVG	LG	TD
Desmond King II	1	1	1.0	1	0
TOTAL	1	1	1.0	1	0

TOP DEFENSE	TOT	SOLO	AST	SCK	YDS	INT
Jonathan Owens	10	9	1	0.0	0.0	0
Christian Kirksey	9	8	1	0.0	0.0	0
Desmond King II	5	5	0	0.0	0.0	0

FIELD GOALS	FGM/FGA	PERCENT	RESULTS
Ka'imi Fairbairn	2-3	66.7	39WR, 55G, 35G
TOTAL	2-3	66.0	

SACKS
Rasheem Green [1.0/5.0]

LAS VEGAS RAIDERS

PASSING	ATT	CP	YDS	SK/YD	TD	LG	INT	RTG
Derek Carr	27	21	241	1/5	1	27	0	116.2
TOTAL	27	21	241	1/5	1	27	0	116.2

RUSHING	ATT	YDS	AVG	LG	TD
Josh Jacobs	20	143	7.2	15t	3
DJ Turner	3	20	6.7	18	0
Zamir White	1	2	2.0	2	0
Derek Carr	3	-1	-0.3	0	0
TOTAL	27	164	6.1	18	3

RECEIVING	NO	YDS	AVG	LG	TD
Davante Adams	8	95	11.9	16	0
Hunter Renfrow	3	55	18.3	27	0
Foster Moreau	3	28	9.3	17	0
Josh Jacobs	3	12	4.0	5	0
Mack Hollins	2	44	22.0	26t	1
Ameer Abdullah	2	7	3.5	5	0
TOTAL	21	241	11.5	27	1

PUNTING	NO	YDS	AVG	TB	I20	LG
AJ Cole	2	93	46.5	0	1	50
TOTAL	2	93	46.0	0	1	50

KICKOFF RETURNS	NO	YDS	AVG	TB	LG	TD
DJ Turner	3	56	18.7	20	0	0
Ameer Abdullah	1	17	17.0	17	0	0
TOTAL	4	73	18.3	20	0	0

PUNT RETURNS	NO	YDS	AVG	LG	TD
DJ Turner	1	0	0.0	0	0
TOTAL	1	0	0.0	0	0

TOP DEFENSE	TOT	SOLO	AST	SCK	YDS	INT
Divine Deablo	11	6	5	0.0	0.0	0
Johnathan Abram	8	6	2	0.0	0.0	0
Duron Harmon	6	5	1	0.0	0.0	1

FIELD GOALS	FGM/FGA	PERCENT	RESULTS
Daniel Carlson	1-1	100.0	50G
TOTAL	1-1	100.0	

SACKS
Clerin Ferrell [0.5/3.0], Chandler Jones [0.5/3.0]

Team Statistics

	Texans	Raiders
First Downs	21	25
3rd-Down Eff. (Made/Att/Pct)	9/15/60%	4/9/44%
4th-Down Eff. (Made/Att/Pct)	1/2/50%	1/1/100%
Total Net Yards	404	400
Total Plays	65	55
Yards Per Play	6.2	7.3
Rushes/Net Yards	23/108	27/164
Net Passing	296	236
Pass Attempts/Completions	41/28	27/21
Had Intercepted	1	0
Sacked/Yards Lost	1/6	1/5
Punts/Average	1/55.0	2/46.5
Penalties/Yards	3/14	5/44
Fumbles/Lost	0/0	2/0
Possession Time	29:17	30:43



WEEK 8

Las Vegas Raiders 0, New Orleans Saints 24

70,009 Caesars Superdome Oct 30, 2022



Las Vegas Raiders	0	0	0	0	—	0
New Orleans Saints	7	10	7	0	—	24

SCORING DRIVES

TEAM	QTR	TIME	SCORING PLAY	LV	NO
Saints	1	01:32	A.Kamara 3 yd. run (W.Lutz kick) (11-84, 6:43)	0	7
Saints	2	12:43	W.Lutz 37 yd. Field Goal (4-9, 1:35)	0	10
Saints	2	07:15	A.Kamara 16 yd. pass from A.Dalton (W.Lutz kick) (6-45, 3:54)	0	17
Saints	3	11:03	A.Kamara 36 yd. pass from A.Dalton (W.Lutz kick) (7-75, 3:57)	0	24

LAS VEGAS RAIDERS

PASSING	ATT	CP	YDS	SK/YD	TD	LG	INT	RTG
Derek Carr	26	15	101	3/20	0	14	1	50.3
Jarrett Stidham	13	8	72	1/8	0	18	0	76.4
TOTAL	39	23	173	4/28	0	18	1	59.0

RUSHING	ATT	YDS	AVG	LG	TD
Josh Jacobs	10	43	4.3	16	0
Davante Adams	1	-1	-1.0	-1	0
Derek Carr	1	-1	-1.0	-1	0
Matthias Farley	1	-3	-3.0	-3	0
TOTAL	13	38	2.9	16	0

RECEIVING	NO	YDS	AVG	LG	TD
Mack Hollins	7	64	9.1	14	0
Foster Moreau	6	31	5.2	12	0
Ameer Abdullah	4	28	7.0	10	0
Keelan Cole	2	30	15.0	18	0
Josh Jacobs	2	11	5.5	11	0
Hunter Renfrow	1	6	6.0	6	0
Davante Adams	1	3	3.0	3	0
TOTAL	23	173	7.5	18	0

PUNTING	NO	YDS	AVG	TB	I20	LG
AJ Cole	5	229	45.8	0	4	54
TOTAL	5	229	45.0	0	4	54

KICKOFF RETURNS	NO	YDS	AVG	LG	TD
Ameer Abdullah	1	20	20.0	20	0
DJ Turner	1	22	22.0	22	0
TOTAL	2	42	21.0	22	0

PUNT RETURNS	NO	YDS	AVG	LG	TD
DJ Turner	1	3	3.0	3	0
TOTAL	1	3	3.0	3	0

TOP DEFENSE	TOT	SOLO	AST	SCK	YDS	INT
Divine Deablo	14	9	5	0.0	0.0	0
Anthony Averett	8	7	1	0.0	0.0	0
Denzel Perryman	8	6	2	0.0	0.0	0

FIELD GOALS	FGM/FGA	PERCENT	RESULTS
			No Field Goals

SACKS
No Sacks

NEW ORLEANS SAINTS

PASSING	ATT	CP	YDS	SK/YD	TD	LG	INT	RTG
Andy Dalton	30	22	229	0/0	2	36t	0	117.2
Taysom Hill	1	1	2	0/0	0	2	0	79.2
TOTAL	31	23	231	0/0	2	36T	0	116.5

RUSHING	ATT	YDS	AVG	LG	TD
Alvin Kamara	18	62	3.4	9	1
Taysom Hill	10	61	6.1	11	0
Dwayne Washington	4	13	3.3	4	0
TOTAL	32	136	4.3	11	1

RECEIVING	NO	YDS	AVG	LG	TD
Alvin Kamara	9	96	10.7	36t	2
Chris Olave	5	52	10.4	14	0
Rashid Shaheed	3	38	12.7	30	0
Juwan Johnson	2	14	7.0	8	0
Taysom Hill	1	11	11.0	11	0
Marquez Callaway	1	10	10.0	10	0
Nick Vannett	1	8	8.0	8	0
Mark Ingram II	1	2	2.0	2	0
TOTAL	23	231	10.0	36T	2

PUNTING	NO	YDS	AVG	TB	I20	LG
Blake Gillikin	2	80	40.0	0	2	46
TOTAL	2	80	40.0	0	2	46

KICKOFF RETURNS	NO	YDS	AVG	TB	LG	TD

No Kickoff Returns

PUNT RETURNS	NO	YDS	AVG	LG	TD
Rashid Shaheed	2	15	7.5	10	0
TOTAL	2	15	7.5	10	0

TOP DEFENSE	TOT	SOLO	AST	SCK	YDS	INT
Pete Werner	11	7	4	0.0	0.0	0
Paulson Adebo	8	6	2	0.0	0.0	0
Tyrann Mathieu	4	3	1	0.0	0.0	1

FIELD GOALS	FGM/FGA	PERCENT	RESULTS
Wil Lutz	1-2	50.0	37G, 38WR
TOTAL	1-2	50.0	

SACKS
Payton Turner [2.0/15.0], David Onyemata [1.0/8.0], Cameron Jordan [0.5/2.5], Kentavious Street [0.5/2.5]

Team Statistics

	Raiders	Saints
First Downs	13	22
3rd-Down Eff. (Made/Att/Pct)	5/14/36%	7/12/58%
4th-Down Eff. (Made/Att/Pct)	2/3/67%	0/1/0%
Total Net Yards	183	367
Total Plays	56	63
Yards Per Play	3.3	5.8
Rushes/Net Yards	13/38	32/136
Net Passing	145	231
Pass Attempts/Completions	39/23	31/23
Had Intercepted	1	0
Sacked/Yards Lost	4/28	0/0
Punts/Average	5/45.8	2/40.0
Penalties/Yards	6/59	5/27
Fumbles/Lost	0/0	0/0
Possession Time	25:09	34:51



WEEK 9

Las Vegas Raiders 20, Jacksonville Jaguars 27
62,758 TIAA Bank Field Nov 6, 2022



Las Vegas Raiders 7 13 0 0 — 20
Jacksonville Jaguars 0 10 7 10 — 27

SCORING DRIVES

TEAM	QTR	TIME	SCORING PLAY	LV	JAX
Raiders	1	04:45	D.Adams 25 yd. pass from D.Carr (D.Carlson kick) (10-71, 5:28)	7	0
Raiders	2	14:08	D.Carlson 38 yd. Field Goal (8-36, 3:56)	10	0
Raiders	2	10:51	D.Adams 38 yd. pass from D.Carr (D.Carlson kick) (3-69, 1:42)	17	0
Jaguars	2	04:50	T.Etienne 1 yd. run (R.Patterson kick) (10-75, 6:01)	17	7
Raiders	2	00:45	D.Carlson 38 yd. Field Goal (10-55, 4:05)	20	7
Jaguars	2	00:00	R.Patterson 44 yd. Field Goal (8-49, 0:45)	20	10
Jaguars	3	10:15	C.Kirk 7 yd. pass from T.Lawrence (R.Patterson kick) (9-45, 4:45)	20	17
Jaguars	4	14:56	T.Etienne 5 yd. run (R.Patterson kick) (12-82, 7:06)	20	24
Jaguars	4	01:03	R.Patterson 48 yd. Field Goal (4-9, 1:22)	20	27

LAS VEGAS RAIDERS

PASSING	ATT	CP	YDS	SK/YD	TD	LG	INT	RTG
Derek Carr	36	21	259	2/11	2	38t	0	99.2
TOTAL	36	21	259	2/11	2	38T	0	99.2

RUSHING	ATT	YDS	AVG	LG	TD
Josh Jacobs	17	67	3.9	15	0
Brandon Bolden	1	5	5.0	5	0
Foster Moreau	0	2	0	2	0
Zamir White	1	-1	-1.0	-1	0
TOTAL	19	73	3.8	15	0

RECEIVING	NO	YDS	AVG	LG	TD
Davante Adams	10	146	14.6	38t	2
Hunter Renfrow	3	26	8.7	14	0
Josh Jacobs	3	20	6.7	13	0
Foster Moreau	2	42	21.0	30	0
Mack Hollins	2	17	8.5	13	0
Ameer Abdullah	1	8	8.0	8	0
TOTAL	21	259	12.3	38T	2

PUNTING	NO	YDS	AVG	TB	I20	LG
AJ Cole	4	196	49.0	0	3	60
TOTAL	4	196	49.0	0	3	60

KICKOFF RETURNS	NO	YDS	AVG	LG	TD
Ameer Abdullah	2	21	10.5	14	0
TOTAL	2	21	10.5	14	0

PUNT RETURNS	NO	YDS	AVG	LG	TD
Hunter Renfrow	3	29	9.7	17	0
TOTAL	3	29	9.7	17	0

TOP DEFENSE	TOT	SOLO	AST	SCK	YDS	INT
Blake Martinez	11	8	3	0.0	0.0	0
Denzel Perryman	10	6	4	0.0	0.0	0
Duron Harmon	8	5	3	0.0	0.0	0

FIELD GOALS	FGM/FGA	PERCENT	RESULTS
Daniel Carlson	2-2	100.0	38G, 38G
TOTAL	2-2	100.0	

SACKS
No Sacks

JACKSONVILLE JAGUARS

PASSING	ATT	CP	YDS	SK/YD	TD	LG	INT	RTG
Trevor Lawrence	31	25	235	0/0	1	23	0	109.0
TOTAL	31	25	235	0/0	1	23	0	109.0

RUSHING	ATT	YDS	AVG	LG	TD
Travis Etienne Jr.	28	109	3.9	18	2
Trevor Lawrence	6	53	8.8	24	0
JaMycal Hasty	3	6	2.0	4	0
TOTAL	37	168	4.5	24	2

RECEIVING	NO	YDS	AVG	LG	TD
Christian Kirk	8	76	9.5	23	1
Marvin Jones Jr.	5	48	9.6	15	0
Zay Jones	5	40	8.0	22	0
Travis Etienne Jr.	2	17	8.5	9	0
Dan Arnold	1	19	19.0	19	0
Luke Farrell	1	15	15.0	15	0
Evan Engram	1	8	8.0	8	0
Chris Manhertz	1	7	7.0	7	0
JaMycal Hasty	1	5	5.0	5	0
TOTAL	25	235	9.4	23	1

PUNTING	NO	YDS	AVG	TB	I20	LG
Logan Cooke	3	163	54.3	0	0	60
TOTAL	3	163	54.0	0	0	60

KICKOFF RETURNS	NO	YDS	AVG	TB	LG	TD
Jamal Agnew	2	62	31.0	52	0	0
TOTAL	2	62	31.0	52	0	0

PUNT RETURNS	NO	YDS	AVG	LG	TD
Jamal Agnew	2	16	8.0	13	0
TOTAL	2	16	8.0	13	0

TOP DEFENSE	TOT	SOLO	AST	SCK	YDS	INT
Foyesade Oluokun	9	7	2	0.0	0.0	0
Andre Cisco	5	2	3	0.0	0.0	0
Rayshawn Jenkins	5	2	3	0.0	0.0	0

FIELD GOALS	FGM/FGA	PERCENT	RESULTS
Riley Patterson	2-3	66.7	44G, 41RU, 48G
TOTAL	2-3	66.0	

SACKS
Dawuane Smoot [2.0/11.0]

Team Statistics

	Raiders	Jaguars
First Downs	16	22
3rd-Down Eff. (Made/Att/Pct)	3/12/25%	9/15/60%
4th-Down Eff. (Made/Att/Pct)	1/3/33%	0/0/0%
Total Net Yards	321	403
Total Plays	57	68
Yards Per Play	5.6	5.9
Rushes/Net Yards	19/73	37/168
Net Passing	248	235
Pass Attempts/Completions	36/21	31/25
Had Intercepted	0	0
Sacked/Yards Lost	2/11	0/0
Punts/Average	4/49.0	3/54.3
Penalties/Yards	5/45	4/30
Fumbles/Lost	1/1	1/1
Possession Time	27:35	32:25



WEEK 10

Indianapolis Colts 25, Las Vegas Raiders 20

62,197 Allegiant Stadium Nov 13, 2022



Indianapolis Colts	7	6	6	6	—	25
Las Vegas Raiders	0	7	7	6	—	20

SCORING DRIVES

TEAM	QTR	TIME	SCORING PLAY	IND	LV
Colts	1	03:17	M.Ryan 1 yd. run (C.McLaughlin kick) (11-70, 6:34)	7	0
Colts	2	12:38	C.McLaughlin 48 yd. Field Goal (10-50, 4:46)	10	0
Raiders	2	00:58	F.Moreau 4 yd. pass from D.Carr (D.Carlson kick) (12-79, 5:40)	10	7
Colts	2	00:00	C.McLaughlin 48 yd. Field Goal (7-45, 0:58)	13	7
Raiders	3	01:51	J.Jacobs 1 yd. run (D.Carlson kick) (12-62, 7:11)	13	14
Colts	3	01:01	J.Taylor 66 yd. run (pass failed) (2-70, 0:50)	19	14
Raiders	4	11:36	D.Adams 48 yd. pass from D.Carr (pass failed) (3-48, 0:56)	19	20
Colts	4	05:07	P.Campbell 35 yd. pass from M.Ryan (pass failed) (5-82, 2:53)	25	20

INDIANAPOLIS COLTS

PASSING	ATT	CP	YDS	SK/YD	TD	LG	INT	RTG
Matt Ryan	28	21	222	1/14	1	35t	0	109.5
TOTAL	28	21	222	1/14	1	35T	0	109.5

RUSHING	ATT	YDS	AVG	LG	TD
Jonathan Taylor	22	147	6.7	66t	1
Matt Ryan	4	38	9.5	39	1
Jordan Wilkins	3	18	6.0	9	0
Zack Moss	1	4	4.0	4	0
TOTAL	30	207	6.9	66T	2

RECEIVING	NO	YDS	AVG	LG	TD
Parris Campbell	7	76	10.9	35t	1
Michael Pittman Jr.	7	53	7.6	18	0
Kylen Granson	4	57	14.3	32	0
Jonathan Taylor	2	16	8.0	12	0
Keke Coutee	1	20	20.0	20	0
TOTAL	21	222	10.6	35T	1

PUNTING	NO	YDS	AVG	TB	I20	LG
Matt Haack	3	143	47.7	0	1	53
TOTAL	3	143	47.0	0	1	53

KICKOFF RETURNS	NO	YDS	AVG	LG	TD
Isaiah Rodgers Sr.	1	21	21.0	21	0
TOTAL	1	21	21.0	21	0

PUNT RETURNS	NO	YDS	AVG	LG	TD
Keke Coutee	3	27	9.0	14	0
TOTAL	3	27	9.0	14	0

TOP DEFENSE	TOT	SOLO	AST	SCK	YDS	INT
Zaire Franklin	10	7	3	0.0	0.0	0
Bobby Okereke	9	6	3	0.0	0.0	0
Rodney McLeod Jr.	7	6	1	0.0	0.0	0

FIELD GOALS	FGM/FGA	PERCENT	RESULTS
Chase McLaughlin	2-3	66.7	48G, 48G, 48RU
TOTAL	2-3	66.0	

SACKS
DeForest Buckner [0.5/3.5], Grover Stewart [1.0/9.0], Yannick Ngakoue [0.5/3.5]

LAS VEGAS RAIDERS

PASSING	ATT	CP	YDS	SK/YD	TD	LG	INT	RTG
Derek Carr	38	24	248	2/16	2	48t	0	99.5
TOTAL	38	24	248	2/16	2	48T	0	99.5

RUSHING	ATT	YDS	AVG	LG	TD
Josh Jacobs	21	78	3.7	22	1
Mack Hollins	1	0	0.0	0	0
Zamir White	2	-1	-0.5	1	0
TOTAL	24	77	3.2	22	1

RECEIVING	NO	YDS	AVG	LG	TD
Davante Adams	9	126	14.0	48t	1
Josh Jacobs	6	28	4.7	9	0
Ameer Abdullah	4	33	8.3	14	0
Foster Moreau	3	43	14.3	21	1
Mack Hollins	2	18	9.0	12	0
TOTAL	24	248	10.3	48T	2

PUNTING	NO	YDS	AVG	TB	I20	LG
AJ Cole	5	294	58.8	0	3	67
TOTAL	5	294	58.0	0	3	67

KICKOFF RETURNS	NO	YDS	AVG	TB	LG	TD
Ameer Abdullah	3	86	28.7	30	0	0
TOTAL	3	86	28.7	30	0	0

PUNT RETURNS	NO	YDS	AVG	LG	TD
Keelan Cole	2	17	8.5	9	0
TOTAL	2	17	8.5	9	0

TOP DEFENSE	TOT	SOLO	AST	SCK	YDS	INT
Maxx Crosby	10	4	6	1.0	14.0	0
Sam Webb	8	6	2	0.0	0.0	0
Jayon Brown	8	4	4	0.0	0.0	0

FIELD GOALS	FGM/FGA	PERCENT	RESULTS
			No Field Goals

SACKS
Maxx Crosby [1.0/14.0]

Team Statistics

	Colts	Raiders
First Downs	20	18
3rd-Down Eff. (Made/Att/Pct)	6/11/55%	5/13/38%
4th-Down Eff. (Made/Att/Pct)	0/0/0%	1/3/33%
Total Net Yards	415	309
Total Plays	59	64
Yards Per Play	7.0	4.8
Rushes/Net Yards	30/207	24/77
Net Passing	208	232
Pass Attempts/Completions	28/21	38/24
Had Intercepted	0	0
Sacked/Yards Lost	1/14	2/16
Punts/Average	3/47.7	5/58.8
Penalties/Yards	4/25	10/74
Fumbles/Lost	2/1	0/0
Possession Time	29:01	30:59



WEEK 11

Las Vegas Raiders 22, Denver Broncos 16 (OT)
76,056 🏡 **Empower Field at Mile High** 🏡 **Nov 20, 2022**



Las Vegas Raiders	0	7	3	6	6	—	22
Denver Broncos	7	3	0	6	0	—	16

SCORING DRIVES

TEAM	QTR	TIME	SCORING PLAY	LV	DEN
Broncos	1	06:22	L.Murray 1 yd. run (B.McManus kick) (7-92, 3:30) (3-67, 1:36) (3-67, 1:36)	0	7
Broncos	2	09:19	B.McManus 48 yd. Field Goal (8-34, 3:07)	0	10
Raiders	2	05:36	D.Adams 31 yd. pass from D.Carr (D.Carlson kick) (8-75, 3:43)	7	10
Raiders	3	10:37	D.Carlson 52 yd. Field Goal (5-20, 2:15)	10	10
Broncos	4	14:56	B.McManus 52 yd. Field Goal (9-38, 4:39)	10	13
Raiders	4	07:06	D.Carlson 57 yd. Field Goal (10-26, 4:56)	13	13
Broncos	4	03:30	B.McManus 48 yd. Field Goal (8-52, 3:36)	13	16
Raiders	4	00:16	D.Carlson 25 yd. Field Goal (7-71, 1:27)	16	16
Raiders	OT	08:24	D.Adams 35 yd. pass from D.Carr	22	16

LAS VEGAS RAIDERS

PASSING	ATT	CP	YDS	SK/YD	TD	LG	INT	RTG
Derek Carr	37	23	307	1/9	2	43	0	106.5
TOTAL	37	23	307	1/9	2	43	0	106.5

RUSHING	ATT	YDS	AVG	LG	TD
Josh Jacobs	24	109	4.5	15	0
TOTAL	24	109	4.5	15	0

RECEIVING	NO	YDS	AVG	LG	TD
Davante Adams	7	141	20.1	35t	2
Mack Hollins	6	52	8.7	18	0
Josh Jacobs	3	51	17.0	43	0
Ameer Abdullah	3	5	1.7	5	0
Foster Moreau	1	33	33.0	33	0
Keelan Cole	1	21	21.0	21	0
Brandon Bolden	1	4	4.0	4	0
Jakob Johnson	1	0	0.0	0	0
TOTAL	23	307	13.3	43	2

PUNTING	NO	YDS	AVG	TB	I20	LG
AJ Cole	4	187	46.8	0	1	58
TOTAL	4	187	46.0	0	1	58

KICKOFF RETURNS	NO	YDS	AVG	LG	TD
Ameer Abdullah	3	69	23.0	28	0
TOTAL	3	69	23.0	28	0

PUNT RETURNS	NO	YDS	AVG	LG	TD
Keelan Cole	4	28	7.0	12	0
TOTAL	4	28	7.0	12	0

TOP DEFENSE	TOT	SOLO	AST	SCK	YDS	INT
Andrew Billings	7	2	5	0.0	0.0	0
Maxx Crosby	6	5	1	2.0	10.0	0
Denzel Perryman	6	5	1	0.0	0.0	0

FIELD GOALS	FGM/FGA	PERCENT	RESULTS
Daniel Carlson	3-4	75.0	46WR, 52G, 57G, 25G
TOTAL	3-4	75.0	

SACKS
 Maxx Crosby [2.0/10.0], Tyler Hall [1.0/11.0]

DENVER BRONCOS

PASSING	ATT	CP	YDS	SK/YD	TD	LG	INT	RTG
Russell Wilson	31	24	247	3/21	0	32	0	99.8
TOTAL	31	24	247	3/21	0	32	0	99.8

RUSHING	ATT	YDS	AVG	LG	TD
Latavius Murray	17	49	2.9	12	1
Melvin Gordon III	8	31	3.9	10	0
Russell Wilson	1	8	8.0	8	0
Chase Edmonds	2	6	3.0	4	0
TOTAL	28	94	3.4	12	1

RECEIVING	NO	YDS	AVG	LG	TD
Courtland Sutton	5	80	16.0	23	0
Melvin Gordon III	5	39	7.8	21	0
Greg Dulcich	4	30	7.5	15	0
Latavius Murray	4	23	5.8	9	0
Kendall Hinton	3	57	19.0	32	0
Eric Saubert	2	16	8.0	9	0
Brandon Johnson	1	2	2.0	2	0
TOTAL	24	247	10.3	32	0

PUNTING	NO	YDS	AVG	TB	I20	LG
Corliss Waitman	4	187	46.8	0	0	54
TOTAL	4	187	46.0	0	0	54

KICKOFF RETURNS	NO	YDS	AVG	TB	LG	TD
Montrell Washington	3	41	13.7	17	0	0
TOTAL	3	41	13.7	17	0	0

PUNT RETURNS	NO	YDS	AVG	LG	TD
Montrell Washington	2	27	13.5	18	0
TOTAL	2	27	13.5	18	0

TOP DEFENSE	TOT	SOLO	AST	SCK	YDS	INT
Alex Singleton	11	8	3	0.0	0.0	0
Josey Jewell	11	4	7	1.0	9.0	0
Damarri Mathis	8	7	1	0.0	0.0	0

FIELD GOALS	FGM/FGA	PERCENT	RESULTS
Brandon McManus	3-4	75.0	48G, 25B, 52G, 48G
TOTAL	3-4	75.0	

SACKS
 Josey Jewell [1.0/9.0]

Team Statistics

	Raiders	Broncos
First Downs	20	19
3rd-Down Eff. (Made/Att/Pct)	3/11/27%	3/12/25%
4th-Down Eff. (Made/Att/Pct)	0/0/0%	0/0/0%
Total Net Yards	407	320
Total Plays	62	62
Yards Per Play	6.6	5.2
Rushes/Net Yards	24/109	28/94
Net Passing	298	226
Pass Attempts/Completions	37/23	31/24
Had Intercepted	0	0
Sacked/Yards Lost	1/9	3/21
Punts/Average	4/46.8	4/46.8
Penalties/Yards	9/98	5/45
Fumbles/Lost	0/0	2/0
Possession Time	32:39	28:57



WEEK 12

Las Vegas Raiders 40, Seattle Seahawks 34 (OT)
68,849 🏡 Lumen Field 🏡 Nov 27, 2022



Las Vegas Raiders	7	17	3	7	6	—	40
Seattle Seahawks	10	10	7	7	0	—	34

SCORING DRIVES

TEAM	QTR	TIME	SCORING PLAY	LV	SEA
Seahawks	1	14:32	K.Walker 12 yd. run (J.Myers kick) (2-12, 0:13)	0	7
Raiders	1	09:24	A.Abdullah 18 yd. pass from D.Carr (D.Carlson kick) (11-75, 5:08)	7	7
Seahawks	1	04:23	J.Myers 24 yd. Field Goal (5-29, 1:32)	7	10
Seahawks	2	13:34	J.Myers 34 yd. Field Goal (8-47, 4:06)	7	13
Raiders	2	10:02	M.Hollins 36 yd. pass from D.Carr (D.Carlson kick) (6-61, 3:32)	14	13
Raiders	2	08:29	J.Jacobs 30 yd. run (D.Carlson kick) (1-30, 0:07)	21	13
Seahawks	2	05:21	T.Lockett 35 yd. pass from G.Smith (J.Myers kick) (7-75, 3:08)	21	20
Raiders	2	00:10	D.Carlson 36 yd. Field Goal (13-57, 5:11)	24	20
Seahawks	3	11:46	K.Walker 14 yd. run (J.Myers kick) (7-75, 3:14)	24	27
Raiders	3	05:03	D.Carlson 25 yd. Field Goal (11-68, 6:43)	27	27
Seahawks	4	05:37	T.Homer 18 yd. pass from G.Smith (J.Myers kick) (7-47, 3:18)	27	34
Raiders	4	01:54	F.Moreau 5 yd. pass from D.Carr (D.Carlson kick) (10-75, 3:43)	34	34
Raiders	OT	04:20	J.Jacobs 86 yd. run (1-86, 0:12)	40	34

LAS VEGAS RAIDERS

PASSING	ATT	CP	YDS	SK/YD	TD	LG	INT	RTG
Derek Carr	36	25	295	1/2	3	36T	2	98.7
TOTAL	36	25	295	1/2	3	36T	2	98.7

RUSHING	ATT	YDS	AVG	LG	TD
Josh Jacobs	33	229	6.9	86T	2
Zamir White	2	28	14.0	17	0
Ameer Abdullah	3	16	5.3	7	0
Derek Carr	2	10	5.0	7	0
TOTAL	40	283	7.1	86T	2

RECEIVING	NO	YDS	AVG	LG	TD
Davante Adams	7	74	10.6	28	0
Josh Jacobs	6	74	12.3	28	0
Mack Hollins	4	63	15.8	36T	1
Ameer Abdullah	3	39	13.0	18T	1
Foster Moreau	3	33	11.0	17	1
Keelan Cole	2	12	6.0	9	0
TOTAL	25	295	11.8	36T	3

PUNTING	NO	YDS	AVG	TB	I20	LG
AJ Cole	2	91	45.5	0	1	50
TOTAL	2	91	45.0	0	1	50

KICKOFF RETURNS	NO	YDS	AVG	LG	TD
Ameer Abdullah	3	73	24.3	33	0
TOTAL	3	73	24.3	33	0

PUNT RETURNS	NO	YDS	AVG	LG	TD
Keelan Cole	3	11	3.7	11	0
TOTAL	3	11	3.7	11	0

TOP DEFENSE	TOT	SOLO	AST	SCK	YDS	INT
Denzel Perryman	9	4	5	0.0	0.0	1
Duron Harmon	7	7	0	0.0	0.0	0
Sam Webb	5	5	0	0.0	0.0	0

FIELD GOALS	FGM/FGA	PERCENT	RESULTS
Daniel Carlson	2-3	66.7	36G, 25G, 56WR
TOTAL	2-3	66.0	

SACKS
Bilal Nichols [0.5/4.5], Andrew Billings [1.0/8.0], Maxx Crosby [1.5/8.5]

SEATTLE SEAHAWKS

PASSING	ATT	CP	YDS	SK/YD	TD	LG	INT	RTG
Geno Smith	37	27	328	3/21	2	35T	1	106.6
TOTAL	37	27	328	3/21	2	35T	1	106.6

RUSHING	ATT	YDS	AVG	LG	TD
Kenneth Walker III	14	26	1.9	14T	2
Geno Smith	5	22	4.4	18	0
Travis Homer	2	8	4.0	4	0
Marquise Goodwin	1	7	7.0	7	0
DeeJay Dallas	1	2	2.0	2	0
TOTAL	23	65	2.8	18	2

RECEIVING	NO	YDS	AVG	LG	TD
DK Metcalf	11	90	8.2	24	0
Tyler Lockett	3	68	22.7	35T	1
Marquise Goodwin	3	48	16.0	21	0
Noah Fant	3	34	11.3	24	0
Travis Homer	2	45	22.5	27	1
Will Dissly	2	17	8.5	12	0
DeeJay Dallas	2	13	6.5	9	0
Kenneth Walker III	1	13	13.0	13	0
TOTAL	27	328	12.1	35T	2

PUNTING	NO	YDS	AVG	TB	I20	LG
Michael Dickson	4	191	47.8	0	2	61
TOTAL	4	191	47.0	0	2	61

KICKOFF RETURNS	NO	YDS	AVG	TB	LG	TD
DeeJay Dallas	2	52	26.0	26	0	0
TOTAL	2	52	26.0	26	0	0

PUNT RETURNS	NO	YDS	AVG	LG	TD
DeeJay Dallas	1	11	11.0	11	0
TOTAL	1	11	11.0	11	0

TOP DEFENSE	TOT	SOLO	AST	SCK	YDS	INT
Jordyn Brooks	16	7	9	0.0	0.0	0
Cody Barton	12	8	4	0.0	0.0	0
Michael Jackson	8	4	4	0.0	0.0	0

FIELD GOALS	FGM/FGA	PERCENT	RESULTS
Jason Myers	2-2	100.0	24G, 34G
TOTAL	2-2	100.0	

SACKS
Poona Ford [1.0/2.0]

Team Statistics

	Raiders	Seahawks
First Downs	27	22
3rd-Down Eff. (Made/Att/Pct)	8/14/57%	3/9/33%
4th-Down Eff. (Made/Att/Pct)	1/2/50%	0/0/0%
Total Net Yards	576	372
Total Plays	77	63
Yards Per Play	7.5	5.9
Rushes/Net Yards	40/283	23/65
Net Passing	293	307
Pass Attempts/Completions	36/25	37/27
Had Intercepted	2	1
Sacked/Yards Lost	1/2	3/21
Punts/Average	2/45.5	4/47.8
Penalties/Yards	7/50	2/10
Fumbles/Lost	1/0	1/1
Possession Time	37:35	28:05

LAST WEEK'S GAME



National Football League Game Summary

NFL Copyright © 2022 by The National Football League. All rights reserved. This summary and play-by-play is for the express purpose of assisting media in their coverage of the game; any other use of this material is prohibited without the written permission of the National Football League.

Date: Sunday, 11/27/2022

Las Vegas Raiders at Seattle Seahawks

Start Time: 1:05 PM PST

at Lumen Field, Seattle, WA

Game Day Weather

Game Weather: Partly Cloudy
Played Open Stadium on Turf: FieldTurf

Temp: 45° F (7.2° C) Humidity: 75%, Wind: N 7 mph
Outdoor Weather: Partly Cloudy, Wind Chill: 41

Officials

Referee: Allen, Brad (122) Umpire: Heydt, Duane (42) Down Judge: Thomas, Sarah (53)
Line Judge: Gallagher, Daniel (85) Field Judge: Patterson, Rick (15) Side Judge: Cheek, Boris (41)
Back Judge: Yette, Greg (38) Replay Official: Young-Seigler, Artenzia (0)

Lineups

Las Vegas Raiders			Seattle Seahawks				
Offense		Defense	Offense		Defense		
WR 10	M.Hollins	DE 55	C.Jones	WR 14	D.Metcalf	OLB 10	U.Nwosu
TE 87	F.Moreau	DT 97	A.Billings	LT 67	C.Cross	DE 93	S.Harris
LT 74	K.Miller	DT 91	B.Nichols	LG 68	D.Lewis	NT 99	A.Woods
LG 66	D.Parham	DE 98	M.Crosby	C 63	A.Blythe	DE 97	P.Ford
C 68	A.James	MLB 52	D.Perryman	RG 66	G.Jackson	OLB 51	B.Irvin
RG 64	A.Bars	OLB 50	J.Brown	RT 72	A.Lucas	ILB 56	J.Brooks
RT 72	J.Elumunor	CB 27	S.Webb	TE 89	W.Dissly	CB 8	C.Bryant
WR 17	D.Adams	CB 29	A.Averett	WR 16	T.Lockett	LCB 30	M.Jackson
WR 84	K.Cole	CB 37	T.Hall	WR 11	M.Goodwin	RCB 27	T.Woolen
QB 4	D.Carr	FS 25	T.Moehrig	QB 7	G.Smith	SS 26	R.Neal
RB 28	J.Jacobs	SS 30	D.Harmon	RB 9	K.Walker	FS 6	Q.Diggs

Substitutions

K 2 D.Carlson, QB 3 J.Stidham, P 6 A.Cole, WR 19 D.Turner, S 20 I.Pola-Mao, CB 21 A.Robertson, RB 22 A.Abdullah, CB 26 R.Ya-Sin, S 33 R.Teamer, RB 34 B.Bolden, RB 35 Z.White, LB 36 C.Bolton, S 41 M.Farley, FB 45 J.Johnson, LS 47 T.Sieg, DE 51 M.Koonce, LB 58 D.Butler, LB 59 L.Masterson, G 67 L.Cotton, G 76 J.Simpson, T 77 T.Munford, TE 80 J.Horsted, DL 90 J.Tillery, DT 93 K.Peko, DE 96 T.Bower, DE 99 C.Ferrell

Substitutions

P 4 M.Dickson, K 5 J.Myers, SS 13 J.Jones, WR 18 L.Treadwell, CB 22 T.Brown, RB 25 T.Homer, CB 28 J.Coleman, RB 31 D.Dallas, FS 35 J.Blount, LB/FB 44 N.Bellore, LS 46 C.Tinker, LB 50 V.Jones, LB 52 D.Taylor, LB 53 B.Mafe, LB 57 C.Barton, LB 58 T.Muse, G 60 P.Haynes, C/G 61 K.Fuller, DE 77 Q.Jefferson, T 78 S.Forsythe, WR 83 D.Young, TE 84 C.Parkinson, TE 87 N.Fant, DT 90 B.Mone, DE 91 L.Collier

Did Not Play

QB 2 D.Lock

Did Not Play

Not Active

CB 31 S.Jones, RB 38 B.Brown, T 78 J.Barton, TE 88 J.Hollister, DT 92 N.Farrell, DT 94 M.Butler, DT 95 K.Vickers

Not Active

WR 19 P.Hart, CB 21 A.Burns, RB 32 T.Jones, SS 39 T.Tabor, T 74 J.Curhan, DT 95 M.Adams

Field Goals (made () & missed)

	D.Carlson	(36)	(25)	56WR	J.Myers	(24)	(34)						
								1	2	3	4	OT	Total
VISITOR:	Las Vegas Raiders							7	17	3	7	6	40
HOME:	Seattle Seahawks							10	10	7	7	0	34

Scoring Plays

Team	Qtr	Time	Play Description (Extra Point) (Drive Info)	Visitor	Home
Seahawks	1	14:32	K.Walker 12 yd. run (J.Myers kick) (2-12, 0:13)	0	7
Raiders	1	9:24	A.Abdullah 18 yd. pass from D.Carr (D.Carlson kick) (11-75, 5:08)	7	7
Seahawks	1	4:23	J.Myers 24 yd. Field Goal (5-29, 1:32)	7	10
Seahawks	2	13:34	J.Myers 34 yd. Field Goal (8-47, 4:06)	7	13
Raiders	2	10:02	M.Hollins 36 yd. pass from D.Carr (D.Carlson kick) (6-61, 3:32)	14	13
Raiders	2	8:29	J.Jacobs 30 yd. run (D.Carlson kick) (1-30, 0:07)	21	13
Seahawks	2	5:21	T.Lockett 35 yd. pass from G.Smith (J.Myers kick) (7-75, 3:08)	21	20
Raiders	2	0:10	D.Carlson 36 yd. Field Goal (13-57, 5:11)	24	20
Seahawks	3	11:46	K.Walker 14 yd. run (J.Myers kick) (7-75, 3:14)	24	27

National Football League Game Summary

NFL Copyright © 2022 by The National Football League. All rights reserved. This summary and play-by-play is for the express purpose of assisting media in their coverage of the game; any other use of this material is prohibited without the written permission of the National Football League.

Raiders	3	5:03	D.Carlson 25 yd. Field Goal (11-68, 6:43)	27	27
Seahawks	4	5:37	T.Homer 18 yd. pass from G.Smith (J.Myers kick) (7-47, 3:18)	27	34
Raiders	4	1:54	F.Moreau 5 yd. pass from D.Carr (D.Carlson kick) (10-75, 3:43)	34	34
Raiders	5	4:20	J.Jacobs 86 yd. run (1-86, 0:12)	40	34
Paid Attendance: 68,849				Time: 3:30	

Final Team Statistics

	Visitor Raiders	Home Seahawks
TOTAL FIRST DOWNS	27	22
By Rushing	13	6
By Passing	14	15
By Penalty	0	1
THIRD DOWN EFFICIENCY	8-14-57.1%	3-9-33.3%
FOURTH DOWN EFFICIENCY	1-2-50.0%	0-0-0.0%
TOTAL NET YARDS	576	372
Total Offensive Plays (inc. times thrown passing)	77	63
Average gain per offensive play	7.5	5.9
NET YARDS RUSHING	283	65
Total Rushing Plays	40	23
Average gain per rushing play	7.1	2.8
Tackles for a loss-number and yards	2-2	4-22
NET YARDS PASSING	293	307
Times thrown - yards lost attempting to pass	1-2	3-21
Gross yards passing	295	328
PASS ATTEMPTS-COMPLETIONS-HAD INTERCEPTED	36-25-2	37-27-1
Avg gain per pass play (inc.# thrown passing)	7.9	7.7
KICKOFFS Number-In End Zone-Touchbacks	7-6-5	8-6-5
PUNTS Number and Average	2-45.5	4-47.8
Had Blocked	0	0
FGs - PATs Had Blocked	0-0	0-0
Net Punting Average	40.0	45.0
TOTAL RETURN YARDAGE (Not Including Kickoffs)	35	50
No. and Yards Punt Returns	3-11	1-11
No. and Yards Kickoff Returns	3-73	2-52
No. and Yards Interception Returns	1-24	2-39
PENALTIES Number and Yards	7-50	2-10
FUMBLES Number and Lost	1-0	1-1
TOUCHDOWNS	5	4
Rushing	2	2
Passing	3	2
EXTRA POINTS Made-Attempts	4-4	4-4
Kicking Made-Attempts	4-4	4-4
FIELD GOALS Made-Attempts	2-3	2-2
RED ZONE EFFICIENCY	2-4-50%	3-5-60%
GOAL TO GO EFFICIENCY	1-1-100%	0-0-0%
SAFETIES	0	0
FINAL SCORE	40	34
TIME OF POSSESSION	37:35	28:05

Las Vegas Raiders vs Seattle Seahawks
11/27/2022 at Lumen Field

Ball Possession And Drive Chart

Las Vegas Raiders

#	Time Recd	Time Lost	Time Poss	How Ball Obtained	Drive Began	# Play	Yds Gain	Yds Pen	Net Yds	1st Down	Last Scrm	How Given Up
1	15:00	14:45	0:15	Kickoff	LV 20	1	0	0	0	0	LV 20	Interception
2	14:32	9:24	5:08	Kickoff	LV 25	11	75	0	75	4	* SEA 18	Touchdown
3	6:44	5:55	0:49	Punt	LV 24	2	2	0	2	0	LV 26	Interception
4	4:23	2:40	1:43	Kickoff	LV 24	3	0	0	0	0	LV 24	Punt
5	13:34	10:02	3:32	Kickoff	LV 39	6	61	0	61	3	SEA 36	Touchdown
6	8:36	8:29	0:07	Interception	SEA 30	1	30	0	30	1	SEA 30	Touchdown
7	5:21	0:10	5:11	Kickoff	LV 25	13	62	-5	57	4	* SEA 18	Field Goal
8	11:46	5:03	6:43	Kickoff	LV 25	11	73	-5	68	4	* SEA 7	Field Goal
9	3:12	0:44	2:28	Punt	LV 18	5	37	-5	32	1	50	Punt
10	11:50	8:55	2:55	Fumble	LV 27	6	20	0	20	1	LV 48	Downs
11	5:37	1:54	3:43	Kickoff	LV 25	10	80	-5	75	5	* SEA 5	Touchdown
12	0:40	0:00	0:40	Punt	LV 9	2	13	0	13	1	LV 16	End of Half
13	10:00	5:51	4:09	Kickoff	LV 25	8	37	0	37	2	SEA 38	Missed FG
14	4:32	4:20	0:12	Punt	LV 14	1	86	0	86	1	LV 14	Touchdown

(370) Average LV 26

Seattle Seahawks

#	Time Recd	Time Lost	Time Poss	How Ball Obtained	Drive Began	# Play	Yds Gain	Yds Pen	Net Yds	1st Down	Last Scrm	How Given Up
1	14:45	14:32	0:13	Interception	LV 12	2	12	0	12	1	* LV 12	Touchdown
2	9:24	6:44	2:40	Kickoff	SEA 36	5	0	0	0	1	SEA 36	Punt
3	5:55	4:23	1:32	Interception	LV 35	5	29	0	29	1	* LV 6	Field Goal
4	2:40	13:34	4:06	Punt	SEA 37	8	52	-5	47	2	* LV 16	Field Goal
5	10:02	8:36	1:26	Kickoff	SEA 25	3	11	0	11	1	SEA 36	Interception
6	8:29	5:21	3:08	Kickoff	SEA 25	7	75	0	75	4	LV 35	Touchdown
7	0:10	0:00	0:10	Kickoff	SEA 25	1	-1	0	-1	0	SEA 25	End of Half
8	15:00	11:46	3:14	Kickoff	SEA 25	7	75	0	75	4	* LV 14	Touchdown
9	5:03	3:12	1:51	Kickoff	SEA 25	3	3	0	3	0	SEA 28	Punt
10	0:44	11:50	3:54	Punt	SEA 9	9	64	0	64	4	LV 23	Fumble
11	8:55	5:37	3:18	Downs	LV 47	7	42	5	47	3	* LV 18	Touchdown
12	1:54	0:40	1:14	Kickoff	SEA 25	5	5	0	5	1	SEA 30	Punt
13	5:51	4:32	1:19	Missed FG	SEA 46	3	5	0	5	0	LV 49	Punt

(484) Average SEA 37

* inside opponent's 20

Time of Possession by Quarter

	1st	2nd	3rd	4th	OT	Total
Visitor Las Vegas Raiders	7:55	8:50	9:11	7:18	4:21	37:35
Home Seattle Seahawks	7:05	6:10	5:49	7:42	1:19	28:05

Kickoff Drive No.-Start Average

Raiders: 8 - LV 26 Seahawks: 7 - SEA 27

Las Vegas Raiders vs Seattle Seahawks
11/27/2022 at Lumen Field

Final Defensive Statistics

Las Vegas Raiders

Regular Defensive Plays

Special Teams

Misc

	TKL	AST	COMB	SK	/ YDS	TFL	Q	IN	PD	FF	FR	TKL	AST	FF	FR	BL	TKL	AST	FF	FR	
D.Perryman	4	5	9	0	0	2	0	1	1	0	0	0	0	0	0	0	0	0	0	0	0
D.Harmon	7	0	7	0	0	0	0	0	1	0	0	0	0	0	0	0	0	0	0	0	0
S.Webb	5	0	5	0	0	0	0	0	0	0	0	0	0	0	0	0	0	0	0	0	0
J.Brown	2	3	5	0	0	0	0	0	0	0	0	0	0	0	0	0	0	0	0	0	0
B.Nichols	1	4	5	0.5	4.5	0	1	0	0	0	0	0	0	0	0	0	0	0	0	0	0
R.Ya-Sin	4	0	4	0	0	0	0	0	0	0	0	0	0	0	0	0	0	0	0	0	0
M.Crosby	3	1	4	1.5	8.5	1	6	0	0	0	0	0	0	0	0	0	0	0	0	0	0
A.Billings	2	2	4	1	8	1	2	0	0	0	0	0	0	0	0	0	0	0	0	0	0
T.Moehrig	3	0	3	0	0	0	0	0	1	0	0	0	0	0	0	0	0	0	0	0	0
R.Teamer	3	0	3	0	0	0	0	0	0	0	0	0	0	0	0	0	0	0	0	0	0
T.Hall	1	1	2	0	0	0	0	0	0	0	0	0	0	0	0	0	0	0	0	0	0
K.Peko	1	1	2	0	0	0	0	0	0	0	0	0	0	0	0	0	0	0	0	0	0
C.Ferrell	0	2	2	0	0	0	1	0	0	0	0	0	0	0	0	0	0	0	0	0	0
L.Masterson	0	2	2	0	0	0	0	0	0	0	0	0	2	0	0	0	0	0	0	0	0
C.Jones	0	0	0	0	0	0	0	0	0	0	1	0	0	0	0	0	0	0	0	0	0
J.Horsted	0	0	0	0	0	0	0	0	0	0	0	1	0	0	0	0	0	0	0	0	0
M.Farley	0	0	0	0	0	0	0	0	0	0	0	0	1	0	0	0	0	0	0	0	0
D.Butler	0	0	0	0	0	0	0	0	0	0	0	0	1	0	0	0	0	0	0	0	0
A.Abdullah	0	0	0	0	0	0	0	0	0	0	0	0	1	0	0	0	0	0	0	0	0
K.Cole	0	0	0	0	0	0	0	0	0	0	0	0	0	0	1	0	0	0	0	0	0
J.Jacobs	0	0	0	0	0	0	0	0	0	0	0	0	0	0	0	0	1	1	0	0	0
D.Adams	0	0	0	0	0	0	0	0	0	0	0	0	0	0	0	0	0	1	0	0	0
Total	36	21	57	3	21	4	10	1	3	0	1	1	5	0	1	0	1	2	0	0	0

TKL = Tackle AST = Assist COMB = Combined QH=QB Hit IN = Interception PD = Pass Defense FF = Forced Fumble FR = Fumble Recovery

Seattle Seahawks

Regular Defensive Plays

Special Teams

Misc

	TKL	AST	COMB	SK	/ YDS	TFL	QH	IN	PD	FF	FR	TKL	AST	FF	FR	BL	TKL	AST	FF	FR	
J.Brooks	7	9	16	0	0	0	0	0	1	0	0	0	0	0	0	0	0	0	0	0	0
C.Barton	8	4	12	0	0	1	0	0	1	0	0	0	0	0	0	0	0	0	0	0	0
M.Jackson	4	4	8	0	0	0	0	0	1	0	0	0	0	0	0	0	0	0	0	0	0
A.Woods	5	1	6	0	0	0	0	0	0	0	0	0	0	0	0	0	0	0	0	0	0
R.Neal	4	2	6	0	0	0	0	0	0	0	0	0	0	0	0	0	0	0	0	0	0
Q.Diggs	2	4	6	0	0	0	0	2	2	0	0	0	0	0	0	0	0	0	0	0	0
C.Bryant	3	2	5	0	0	0	0	0	0	0	0	0	0	0	0	0	0	0	0	0	0
P.Ford	3	1	4	1	2	1	2	0	0	0	0	0	0	0	0	0	0	0	0	0	0
T.Woolen	1	3	4	0	0	0	0	0	0	0	0	0	0	0	0	0	0	0	0	0	0
B.Irvin	1	2	3	0	0	0	1	0	0	0	0	0	0	0	0	0	0	0	0	0	0
B.Mafe	1	2	3	0	0	0	0	0	0	0	0	0	0	0	0	0	0	0	0	0	0
U.Nwosu	1	1	2	0	0	0	1	0	0	0	0	0	0	0	0	0	0	0	0	0	0
S.Harris	1	1	2	0	0	1	0	0	1	0	0	0	0	0	0	0	0	0	0	0	0
B.Mone	1	1	2	0	0	0	0	0	0	0	0	0	0	0	0	0	0	0	0	0	0
J.Jones	1	0	1	0	0	0	0	0	0	0	0	1	0	0	0	0	0	0	0	0	0
Q.Jefferson	0	1	1	0	0	0	0	0	0	0	0	0	0	0	0	0	0	0	0	0	0
L.Collier	0	0	0	0	0	0	0	0	1	0	0	0	0	0	0	0	0	0	0	0	0
N.Bellore	0	0	0	0	0	0	0	0	0	0	0	2	1	0	0	0	0	0	0	0	0
T.Brown	0	0	0	0	0	0	0	0	0	0	0	1	0	0	0	0	0	0	0	0	0
T.Homer	0	0	0	0	0	0	0	0	0	0	0	0	1	0	0	0	0	0	0	0	0
J.Coleman	0	0	0	0	0	0	0	0	0	0	0	0	1	0	0	0	0	0	0	0	0
J.Myers	0	0	0	0	0	0	0	0	0	0	0	0	1	0	0	0	0	0	0	0	0
D.Lewis	0	0	0	0	0	0	0	0	0	0	0	0	0	0	0	0	1	0	0	0	0
Total	43	38	81	1	2	3	4	2	7	0	0	4	4	0	0	0	1	0	0	0	0

Las Vegas Raiders vs Seattle Seahawks

11/27/2022 at Lumen Field

First Half Summary

PERIOD SCORES

Raiders	7	17 = 24
Seahawks	10	10 = 20

TIME OF POSSESSION

Raiders	16:45
Seahawks	13:15

Scoring Plays

Team	Qtr	Time	Play Description (Extra Point) (Drive Info)	Visitor	Home
Seahawks	1	14:32	K.Walker 12 yd. run (J.Myers kick) (2-12, 0:13)	0	7
Raiders	1	9:24	A.Abdullah 18 yd. pass from D.Carr (D.Carlson kick) (11-75, 5:08)	7	7
Seahawks	1	4:23	J.Myers 24 yd. Field Goal (5-29, 1:32)	7	10
Seahawks	2	13:34	J.Myers 34 yd. Field Goal (8-47, 4:06)	7	13
Raiders	2	10:02	M.Hollins 36 yd. pass from D.Carr (D.Carlson kick) (6-61, 3:32)	14	13
Raiders	2	8:29	J.Jacobs 30 yd. run (D.Carlson kick) (1-30, 0:07)	21	13
Seahawks	2	5:21	T.Lockett 35 yd. pass from G.Smith (J.Myers kick) (7-75, 3:08)	21	20
Raiders	2	0:10	D.Carlson 36 yd. Field Goal (13-57, 5:11)	24	20

	Las Vegas Raiders	Seattle Seahawks
TOTAL FIRST DOWNS	12	10
First Downs Rushing-Passing-by Penalty	4 - 8 - 0	2 - 8 - 0
THIRD DOWN EFFICIENCY	5-7-71.4%	1-4-25.0%
TOTAL NET YARDS	230	178
Total Offensive Plays	36	29
NET YARDS RUSHING	82	28
NET YARDS PASSING	148	150
Gross Yards Passing	150	159
Times thrown-yards lost attempting to pass	1-2	1-9
Pass Attempts-Completions-Had Intercepted	18 - 13 - 2	17 - 12 - 1
Punts-Number and Average	1 - 50.0	1 - 51.0
Penalties-Number and Yards	2 - 20	2 - 10
Fumbles-Number and Lost	0 - 0	0 - 0
Red Zone Efficiency	1-2-50%	1-3-33%
Average Drive Start	LV 32	SEA 43

Las Vegas Raiders

Seattle Seahawks

Las Vegas Raiders							Seattle Seahawks										
RUSHING	ATT	YDS	AVG	LG	TD		RUSHING	ATT	YDS	AVG	LG	TD					
J.Jacobs	15	72	4.8	30	1		K.Walker	8	21	2.6	12	1					
D.Carr	2	10	5.0	7	0		G.Smith	2	5	2.5	6	0					
							D.Dallas	1	2	2.0	2	0					
Total	17	82	4.8	30	1		Total	11	28	2.5	12	1					
PASSING	ATT	CMP	YDS	SK/YD	TD	LG	IN	RT	PASSING	ATT	CMP	YDS	SK/YD	TD	LG	IN	RT
D.Carr	18	13	150	1/2	2	36	2	94.4	G.Smith	17	12	159	1/9	1	35	1	95.0
Total	18	13	150	1/2	2	36	2	94.4	Total	17	12	159	1/9	1	35	1	95.0
PASS RECEIVING	TAR	REC	YDS	AVG	LG	TD		PASS RECEIVING	TAR	REC	YDS	AVG	LG	TD			
D.Adams	5	4	28	7.0	9	0		D.Metcalf	8	5	55	11.0	24	0			
M.Hollins	4	3	58	19.3	36	1		N.Fant	2	2	30	15.0	24	0			
A.Abdullah	2	2	30	15.0	18	1		W.Dissly	3	2	17	8.5	12	0			
F.Moreau	4	2	28	14.0	17	0		T.Lockett	2	1	35	35.0	35	1			
K.Cole	1	1	3	3.0	3	0		K.Walker	1	1	13	13.0	13	0			
J.Jacobs	1	1	3	3.0	3	0		D.Dallas	1	1	9	9.0	9	0			
J.Johnson	1	0	0	0.0	0	0											
Total	18	13	150	11.5	36	2		Total	17	12	159	13.3	35	1			

Las Vegas Raiders

Regular Defensive Plays

Special Teams

Misc

First Quarter

11/27/2022

Play By Play

SEA wins the coin toss and elects to defer. LV elects to Receive, and SEA elects to defend the north goal.

J.Myers kicks 65 yards from SEA 35 to LV 0. A.Abdullah to LV 20 for 20 yards (J.Jones).

Las Vegas Raiders at 15:00, (1st play from scrimmage 14:55)

1-10-LV 20 (14:55) D.Carr pass deep middle intended for D.Adams INTERCEPTED by Q.Diggs at LV 36. Q.Diggs ran ob at LV 12 for 24 yards (J.Jacobs).

Seattle Seahawks at 14:45

1-10-LV 12 (14:45) (Shotgun) G.Smith pass incomplete short middle to D.Metcalf (T.Moehrig).

2-10-LV 12 (14:39) (No Huddle, Shotgun) K.Walker right end for 12 yards, TOUCHDOWN.

R1

J.Myers extra point is GOOD, Center-C.Tinker, Holder-M.Dickson.

LV 0 SEA 7, 2 plays, 12 yards, 0:13 drive, 0:28 elapsed

J.Myers kicks 65 yards from SEA 35 to end zone, Touchback.

Las Vegas Raiders at 14:32

1-10-LV 25 (14:32) T.Munford reported in as eligible. J.Jacobs up the middle to LV 28 for 3 yards (A.Woods, C.Barton).

2-7-LV 28 (13:55) D.Carr pass incomplete short right to J.Johnson (J.Brooks).

3-7-LV 28 (13:50) (Shotgun) D.Carr pass short right to A.Abdullah to LV 40 for 12 yards (C.Bryant).

P1

1-10-LV 40 (13:13) J.Jacobs left tackle to LV 40 for no gain (C.Barton).

2-10-LV 40 (12:33) T.Munford reported in as eligible. D.Carr pass short right to F.Moreau pushed ob at SEA 49 for 11 yards (J.Brooks).

P2

1-10-SEA 49 (11:57) J.Jacobs right guard to SEA 43 for 6 yards (B.Mone; B.Mafe).

2-4-SEA 43 (11:18) J.Jacobs up the middle to SEA 43 for no gain (A.Woods, B.Irvin).

3-4-SEA 43 (10:35) (Shotgun) D.Carr pass deep left to M.Hollins pushed ob at SEA 23 for 20 yards (J.Jones) [U.Nwosu]. LV-D.Carr was injured during the play.

P3

1-10-SEA 23 (10:19) LV#3 J Stidham in at QB J.Jacobs right end to SEA 18 for 5 yards (U.Nwosu; C.Barton).

2-5-SEA 18 (9:37) LV #4 Carr back in at QB. (Shotgun) D.Carr pass incomplete deep right to F.Moreau [P.Ford].

3-5-SEA 18 (9:30) (Shotgun) D.Carr pass deep right to A.Abdullah for 18 yards, TOUCHDOWN.

P4

PENALTY on LV-A.Abdullah, Unsportsmanlike Conduct, 15 yards, enforced between downs.

D.Carlson extra point is GOOD, Center-T.Sieg, Holder-A.Cole.

PENALTY on SEA-T.Woolen, Defensive Offside, 5 yards, enforced between downs.

LV 7 SEA 7, 11 plays, 75 yards, 5:08 drive, 5:36 elapsed

D.Carlson kicks 65 yards from LV 25 to SEA 10. D.Dallas to SEA 36 for 26 yards (L.Masterson; M.Farley).

Seattle Seahawks at 9:24, (1st play from scrimmage 9:19)

1-10-SEA 36 (9:19) (Shotgun) G.Smith pass short right to N.Fant ran ob at SEA 42 for 6 yards.

2-4-SEA 42 (8:51) G.Smith scrambles up the middle to SEA 48 for 6 yards (D.Perryman).

R2

1-10-SEA 48 (8:08) K.Walker right guard to SEA 45 for -3 yards (A.Billings).

2-13-SEA 45 (7:41) (Shotgun) G.Smith pass incomplete short middle to W.Dissly.

3-13-SEA 45 (7:38) (No Huddle, Shotgun) G.Smith sacked at SEA 36 for -9 yards (sack split by A.Billings and B.Nichols).

4-22-SEA 36 (6:57) M.Dickson punts 51 yards to LV 13, Center-C.Tinker. K.Cole to LV 24 for 11 yards (N.Bellore).

Las Vegas Raiders at 6:44

1-10-LV 24 (6:44) J.Jacobs right guard to LV 26 for 2 yards (J.Brooks; R.Neal).

2-8-LV 26 (6:04) D.Carr pass deep middle intended for F.Moreau INTERCEPTED by Q.Diggs (C.Barton) at 50. Q.Diggs ran ob at LV 35 for 15 yards (D.Adams; J.Jacobs).

Seattle Seahawks at 5:55

1-10-LV 35 (5:55) (Shotgun) G.Smith pass deep middle to N.Fant to LV 11 for 24 yards (D.Harmon).

P3

1-10-LV 11 (5:19) K.Walker right end to LV 6 for 5 yards (R.Ya-Sin, L.Masterson).

2-5-LV 6 (4:42) G.Smith pass incomplete short right to D.Metcalf [M.Crosby]. LV-K.Peko was injured during the play.

3-5-LV 6 (4:32) (Shotgun) G.Smith pass short right intended for D.Metcalf INTERCEPTED by D.Harmon [M.Crosby] at LV -9. Touchback. The Replay Official reviewed the interception ruling, and the play was REVERSED.

(Shotgun) G.Smith pass incomplete short right to D.Metcalf (D.Harmon) [M.Crosby].
(4:27) J.Myers 24 yard field goal is GOOD, Center-C.Tinker, Holder-M.Dickson.

LV 7 SEA 10, 5 plays, 29 yards, 1:32 drive, 10:37 elapsed

J.Myers kicks 61 yards from SEA 35 to LV 4. A.Abdullah to LV 24 for 20 yards (T.Homer; J.Coleman).

Las Vegas Raiders at 4:23, (1st play from scrimmage 4:18)

1-10-LV 24 (4:18) D.Carr sacked at LV 22 for -2 yards (P.Ford).

2-12-LV 22 (3:39) J.Jacobs right guard to LV 24 for 2 yards (R.Neal; P.Ford).

3-10-LV 24 (2:58) (Shotgun) D.Carr pass incomplete deep left to M.Hollins.

Las Vegas Raiders vs Seattle Seahawks at Lumen Field

4-10-LV 24 (2:52) A.Cole punts 50 yards to SEA 26, Center-T.Sieg. D.Dallas to SEA 37 for 11 yards (D.Butler; L.Masterson).

Seattle Seahawks at 2:40

1-10-SEA 37 (2:40) (Shotgun) G.Smith pass short middle to W.Dissly to SEA 42 for 5 yards (T.Moehrig).

2-5-SEA 42 (2:07) K.Walker left guard to SEA 43 for 1 yard (D.Perryman; B.Nichols).

3-4-SEA 43 (1:25) (Shotgun) G.Smith pass deep left to D.Metcalf pushed ob at LV 33 for 24 yards (D.Harmon).

P4

1-10-LV 33 (:46) G.Smith pass short right to D.Metcalf ran ob at LV 20 for 13 yards (T.Moehrig).

P5

1-10-LV 20 (:09) (Shotgun) K.Walker right guard to LV 16 for 4 yards (M.Crosby).

END OF QUARTER

	Score	Time Poss	First Downs				Efficiencies	
			R	P	X	T	3 Down	4 Down
Las Vegas Raiders	7	7:55	0	4	0	4	3/4	0/0
Seattle Seahawks	10	7:05	2	3	0	5	1/3	0/0

Second Quarter

11/27/2022

Play By Play

Seattle Seahawks continued.

- 2-6-LV 16 (15:00) (Shotgun) K.Walker left end to LV 19 for -3 yards (C.Ferrell; B.Nichols).
- 3-9-LV 19 (14:19) (Shotgun) G.Smith pass short left to D.Metcalf to LV 11 for 8 yards (D.Harmon).
- 4-1-LV 11 (13:59) (No Huddle, Shotgun) G.Smith pass short middle to T.Lockett to LV 4 for 7 yards (J.Brown).
PENALTY on SEA-P.Haynes, Ineligible Downfield Pass, 5 yards, enforced at LV 11 - No Play.
- 4-6-LV 16 (13:38) **J.Myers 34 yard field goal is GOOD, Center-C.Tinker, Holder-M.Dickson.**

LV 7 SEA 13, 8 plays, 47 yards, 4:06 drive, 1:26 elapsed

J.Myers kicks 59 yards from SEA 35 to LV 6. A.Abdullah to LV 39 for 33 yards (J.Myers; N.Bellore).

Las Vegas Raiders at 13:34, (1st play from scrimmage 13:26)

- 1-10-LV 39 (13:26) D.Carr pass short right to D.Adams to LV 48 for 9 yards (M.Jackson).
- 2-1-LV 48 (12:53) J.Jacobs up the middle to SEA 48 for 4 yards (J.Brooks; A.Woods). R5
- 1-10-SEA 48 (12:11) (Shotgun) D.Carr pass short middle to J.Jacobs to SEA 45 for 3 yards (M.Jackson).
- 2-7-SEA 45 (11:32) J.Jacobs left guard to SEA 44 for 1 yard (J.Brooks).
- 3-6-SEA 44 (10:52) (Shotgun) D.Carr pass short right to D.Adams ran ob at SEA 36 for 8 yards. P6
- 1-10-SEA 36 (10:12) **D.Carr pass short left to M.Hollins for 36 yards, TOUCHDOWN.** P7
D.Carlson extra point is GOOD, Center-T.Sieg, Holder-A.Cole.

LV 14 SEA 13, 6 plays, 61 yards, 3:32 drive, 4:58 elapsed

D.Carlson kicks 65 yards from LV 35 to end zone, Touchback.

Seattle Seahawks at 10:02

- 1-10-SEA 25 (10:02) (Shotgun) D.Dallas left guard to SEA 27 for 2 yards (M.Crosby).
- 2-8-SEA 27 (9:28) G.Smith pass short left to D.Dallas to SEA 36 for 9 yards (D.Harmon) [C.Ferrell]. P6
- 1-10-SEA 36 (8:47) (Shotgun) G.Smith pass deep middle intended for T.Lockett INTERCEPTED by D.Perryman at LV 46. D.Perryman to SEA 30 for 24 yards (D.Lewis).

Las Vegas Raiders at 8:36

- 1-10-SEA 30 (8:36) **J.Jacobs right tackle for 30 yards, TOUCHDOWN.** R8
D.Carlson extra point is GOOD, Center-T.Sieg, Holder-A.Cole.

LV 21 SEA 13, 1 plays, 30 yards, 0:07 drive, 6:31 elapsed

D.Carlson kicks 65 yards from LV 35 to end zone, Touchback.

Seattle Seahawks at 8:29

- 1-10-SEA 25 (8:29) (Shotgun) G.Smith pass short left to D.Metcalf pushed ob at SEA 31 for 6 yards (S.Webb).
- 2-4-SEA 31 (8:10) (No Huddle, Shotgun) G.Smith pass short left to D.Metcalf to SEA 35 for 4 yards (D.Harmon). P7
- 1-10-SEA 35 (7:39) (No Huddle, Shotgun) G.Smith pass short middle to W.Dissy to SEA 47 for 12 yards (S.Webb). P8
- 1-10-SEA 47 (7:01) (Shotgun) K.Walker right end pushed ob at 50 for 3 yards (R.Teamer).
- 2-7-50 (6:33) (No Huddle, Shotgun) G.Smith pass short right to K.Walker ran ob at LV 37 for 13 yards (D.Harmon). P9
- 1-10-LV 37 (6:05) (No Huddle) K.Walker left guard to LV 35 for 2 yards (R.Ya-Sin).
- 2-8-LV 35 (5:27) (Shotgun) **G.Smith pass deep right to T.Lockett for 35 yards, TOUCHDOWN.** P10
J.Myers extra point is GOOD, Center-C.Tinker, Holder-M.Dickson.

LV 21 SEA 20, 7 plays, 75 yards, 3:08 drive, 9:39 elapsed

J.Myers kicks 65 yards from SEA 35 to end zone, Touchback.

Las Vegas Raiders at 5:21

- 1-10-LV 25 (5:21) J.Jacobs left end to LV 30 for 5 yards (J.Brooks; Q.Diggs).
- 2-5-LV 30 (4:37) D.Carr scrambles right end ran ob at LV 37 for 7 yards (R.Neal). R9
- 1-10-LV 37 (4:02) J.Jacobs up the middle to LV 38 for 1 yard (M.Jackson, Q.Jefferson).
- 2-9-LV 38 (3:21) (Shotgun) D.Carr pass short right to D.Adams pushed ob at LV 45 for 7 yards (R.Neal).
- 3-2-LV 45 (2:38) (Shotgun) D.Carr pass short right to D.Adams ran ob at LV 49 for 4 yards. P10

Two-Minute Warning

- 1-10-LV 49 (2:00) J.Jacobs left tackle to SEA 46 for 5 yards (J.Brooks; B.Mafe).
- 2-5-SEA 46 (1:27) (Shotgun) D.Carr pass short right to K.Cole to SEA 43 for 3 yards (C.Bryant; M.Jackson).
- 3-2-SEA 43 (:49) T.Munford reported in as eligible. J.Jacobs left tackle to SEA 43 for no gain (B.Irvin).
Timeout #1 by SEA at 00:42.
Timeout #1 by LV at 00:42.

Las Vegas Raiders vs Seattle Seahawks at Lumen Field

- 4-2-SEA 43 (:42) (Shotgun) J.Jacobs left end ran ob at SEA 35 for 8 yards (J.Brooks). R11
- 1-10-SEA 35 (:36) D.Carr pass short left to M.Hollins to SEA 33 for 2 yards (C.Barton).
Timeout #2 by LV at 00:28.
- 2-8-SEA 33 (:28) D.Carr pass deep middle to F.Moreau to SEA 16 for 17 yards (Q.Diggs). P12
Timeout #3 by LV at 00:21.
- 1-10-SEA 16 (:21) (Shotgun) D.Carr scrambles right end ran ob at SEA 13 for 3 yards (C.Barton).
- 2-7-SEA 13 (:14) (Field Goal formation) *PENALTY on LV, Delay of Game, 5 yards, enforced at SEA 13 - No Play.*
- 2-12-SEA 18 (:14) **D.Carlson 36 yard field goal is GOOD, Center-T.Sieg, Holder-A.Cole.**

LV 24 SEA 20, 13 plays, 57 yards, 5:11 drive, 14:50 elapsed
--

D.Carlson kicks 65 yards from LV 35 to end zone, Touchback.

Seattle Seahawks at 0:10

- 1-10-SEA 25 (:10) G.Smith kneels to SEA 24 for -1 yards.

END OF QUARTER

	Score	Time Poss	First Downs				Efficiencies	
			R	P	X	T	3 Down	4 Down
Las Vegas Raiders	24	8:50	4	4	0	8	2/3	1/1
Seattle Seahawks	20	6:10	0	5	0	5	0/1	0/0

Third Quarter

11/27/2022

Play By Play

SEA elects to Receive, and LV elects to defend the South goal.

D.Carlson kicks 66 yards from LV 35 to SEA -1. D.Dallas to SEA 25 for 26 yards (J.Horsted, A.Abdullah). LV-J.Horsted was injured during the play.

Seattle Seahawks at 15:00, (1st play from scrimmage 14:55)

1-10-SEA 25	(14:55) K.Walker right guard to SEA 30 for 5 yards (B.Nichols, D.Perryman).	
2-5-SEA 30	(14:16) (Shotgun) G.Smith pass short right to N.Fant to SEA 34 for 4 yards (J.Brown; D.Perryman).	
3-1-SEA 34	(13:37) G.Smith up the middle to SEA 37 for 3 yards (A.Billings).	R11
<u>1-10-SEA 37</u>	(13:06) (No Huddle, Shotgun) G.Smith pass short middle to T.Lockett ran ob at LV 35 for 28 yards (D.Harmon).	P12
<u>1-10-LV 35</u>	(12:30) (No Huddle, Shotgun) G.Smith pass incomplete short middle to T.Lockett [M.Crosby].	
2-10-LV 35	(12:25) (Shotgun) G.Smith pass short middle to M.Goodwin to LV 14 for 21 yards (T.Hall).	P13
<u>1-10-LV 14</u>	(11:55) (No Huddle, Shotgun) K.Walker left guard for 14 yards, TOUCHDOWN.	R14
	J.Myers extra point is GOOD, Center-C.Tinker, Holder-M.Dickson.	

LV 24 SEA 27, 7 plays, 75 yards, 3:14 drive, 3:14 elapsed

J.Myers kicks 65 yards from SEA 35 to end zone, Touchback.

Las Vegas Raiders at 11:46

1-10-LV 25	(11:46) D.Carr pass short right to D.Adams ran ob at LV 32 for 7 yards (J.Brooks).	
2-3-LV 32	(11:04) J.Jacobs right guard to LV 44 for 12 yards (M.Jackson; J.Brooks).	R13
<u>1-10-LV 44</u>	(10:20) (Shotgun) D.Carr pass incomplete short right to D.Adams (M.Jackson).	
2-10-LV 44	(10:14) <i>PENALTY on LV-F.Moreau, False Start, 5 yards, enforced at LV 44 - No Play.</i>	
2-15-LV 39	(10:14) (Shotgun) D.Carr pass short left to J.Jacobs to SEA 48 for 13 yards (Q.Diggs).	
	Timeout #1 by SEA at 09:31.	
3-2-SEA 48	(9:31) T.Munford reported in as eligible. J.Jacobs right end to SEA 44 for 4 yards (A.Woods).	R14
<u>1-10-SEA 44</u>	(8:49) Z.White left guard to SEA 33 for 11 yards (B.Mafe, C.Barton).	R15
<u>1-10-SEA 33</u>	(8:07) Z.White up the middle to SEA 16 for 17 yards (C.Bryant; M.Jackson).	R16
<u>1-10-SEA 16</u>	(7:22) T.Munford reported in as eligible. J.Jacobs up the middle to SEA 14 for 2 yards (J.Brooks).	
2-8-SEA 14	(6:39) (Shotgun) J.Jacobs right guard to SEA 10 for 4 yards (J.Brooks; C.Barton).	
3-4-SEA 10	(5:56) A.Abdullah left end to SEA 7 for 3 yards (Q.Diggs; T.Woolen).	
4-1-SEA 7	(5:06) D.Carlson 25 yard field goal is GOOD, Center-T.Sieg, Holder-A.Cole.	

LV 27 SEA 27, 11 plays, 68 yards, 6:43 drive, 9:57 elapsed

D.Carlson kicks 65 yards from LV 35 to end zone, Touchback.

Seattle Seahawks at 5:03

1-10-SEA 25	(5:03) (Shotgun) G.Smith pass short left to D.Metcalf to SEA 27 for 2 yards (J.Brown; C.Ferrell).	
2-8-SEA 27	(4:38) (No Huddle, Shotgun) K.Walker up the middle to SEA 24 for -3 yards (D.Perryman).	
3-11-SEA 24	(4:00) (Shotgun) G.Smith pass short left to D.Metcalf to SEA 28 for 4 yards (R.Teamer).	
4-7-SEA 28	(3:22) M.Dickson punts 44 yards to LV 28, Center-C.Tinker. K.Cole to LV 27 for -1 yards (N.Bellore).	
	<i>PENALTY on LV-R.Teamer, Offensive Holding, 10 yards, enforced at LV 28.</i>	

Las Vegas Raiders at 3:12

1-10-LV 18	(3:12) T.Munford reported in as eligible. J.Jacobs left guard to LV 23 for 5 yards (A.Woods).	
2-5-LV 23	(2:27) (Shotgun) D.Carr pass short right to J.Jacobs to SEA 49 for 28 yards (Q.Diggs; M.Jackson).	P17
<u>1-10-SEA 49</u>	(1:44) (Shotgun) D.Carr pass incomplete deep right to D.Adams (S.Harris).	
2-10-SEA 49	(1:37) (Shotgun) J.Jacobs right guard to SEA 45 for 4 yards (P.Ford).	
3-6-SEA 45	(:56) (Shotgun) D.Carr pass incomplete short middle to F.Moreau.	
4-6-SEA 45	(:51) <i>(Punt formation) PENALTY on LV-T.Sieg, False Start, 5 yards, enforced at SEA 45 - No Play.</i>	
4-11-50	(:51) A.Cole punts 41 yards to SEA 9, Center-T.Sieg, fair catch by D.Dallas.	

Seattle Seahawks at 0:44

1-10-SEA 9	(:44) (Shotgun) G.Smith pass short right to D.Metcalf ran ob at SEA 17 for 8 yards.	
2-2-SEA 17	(:25) (No Huddle, Shotgun) G.Smith pass short middle to D.Metcalf to SEA 25 for 8 yards (S.Webb).	P15

END OF QUARTER

	Score	Time Poss	First Downs				Efficiencies	
			R	P	X	T	3 Down	4 Down
Las Vegas Raiders	27	9:11	4	1	0	5	1/3	0/0
Seattle Seahawks	27	5:49	2	3	0	5	1/2	0/0

Fourth Quarter

11/27/2022

Play By Play

Seattle Seahawks continued.

<u>1-10-SEA 25</u>	(15:00) G.Smith pass deep middle to M.Goodwin to SEA 46 for 21 yards (R.Ya-Sin).	P16
<u>1-10-SEA 46</u>	(14:23) (No Huddle, Shotgun) K.Walker up the middle to SEA 33 for -13 yards (D.Perryman, T.Hall).	
2-23-SEA 33	(13:45) (No Huddle, Shotgun) G.Smith pass deep left to T.Homer to LV 40 for 27 yards (J.Brown).	P17
<u>1-10-LV 40</u>	(13:11) (No Huddle, Shotgun) G.Smith pass short left to D.Metcalf pushed ob at LV 33 for 7 yards (S.Webb).	
2-3-LV 33	(12:54) (Shotgun) T.Homer left guard to LV 29 for 4 yards (J.Brown).	R18
<u>1-10-LV 29</u>	(12:19) (Shotgun) G.Smith pass short left to D.Metcalf to LV 23 for 6 yards (S.Webb).	
2-4-LV 23	(11:54) (No Huddle, Shotgun) G.Smith to LV 27 for -4 yards. FUMBLES, RECOVERED by LV-C.Jones at LV 27.	

Las Vegas Raiders at 11:50

1-10-LV 27	(11:50) J.Jacobs up the middle to LV 33 for 6 yards (B.Mone).	
2-4-LV 33	(11:13) J.Jacobs left guard to LV 39 for 6 yards (T.Woolen).	R18
<u>1-10-LV 39</u>	(10:30) J.Jacobs right guard to LV 39 for no gain (U.Nwosu).	
2-10-LV 39	(9:51) (Shotgun) D.Carr pass short middle to J.Jacobs to LV 48 for 9 yards (C.Barton).	
3-1-LV 48	(9:28) J.Jacobs left tackle to LV 48 for no gain (B.Irvin; J.Brooks). Official measurement.	
4-1-LV 48	(9:01) J.Jacobs left end to LV 47 for -1 yards (C.Barton, S.Harris).	

Seattle Seahawks at 8:55

1-10-LV 47	(8:55) (Shotgun) G.Smith sacked at SEA 46 for -7 yards (sack split by M.Crosby and A.Billings). LV-A.Billings was injured during the play.	
2-17-SEA 46	(8:28) (Shotgun) G.Smith scrambles up the middle pushed ob at LV 36 for 18 yards (D.Perryman).	R19
<u>1-10-LV 36</u>	(7:57) (No Huddle, Shotgun) G.Smith pass incomplete short middle to T.Lockett.	
2-10-LV 36	(7:52) (Shotgun) T.Homer right guard to LV 32 for 4 yards (K.Peko).	
3-6-LV 32	(7:10) (Shotgun) G.Smith pass incomplete deep left to T.Lockett. <i>PENALTY on LV-R.Ya-Sin, Defensive Holding, 5 yards, enforced at LV 32 - No Play.</i>	X20
<u>1-10-LV 27</u>	(7:03) K.Walker left end to LV 25 for 2 yards (D.Perryman; L.Masterson).	
2-8-LV 25	(6:24) M.Goodwin right end ran ob at LV 18 for 7 yards (R.Teamer).	
3-1-LV 18	(5:44) G.Smith pass short right to T.Homer for 18 yards, TOUCHDOWN. J.Myers extra point is GOOD, Center-C.Tinker, Holder-M.Dickson.	P21

LV 27 SEA 34, 7 plays, 47 yards, 1 penalty, 3:18 drive, 9:23 elapsed

J.Myers kicks 65 yards from SEA 35 to end zone, Touchback.

Las Vegas Raiders at 5:37

1-10-LV 25	(5:37) (Shotgun) D.Carr pass incomplete deep middle to F.Moreau.	
2-10-LV 25	(5:33) (Shotgun) D.Carr pass deep right to D.Adams pushed ob at SEA 47 for 28 yards (M.Jackson).	P19
<u>1-10-SEA 47</u>	(4:56) (No Huddle, Shotgun) D.Carr pass short middle to J.Jacobs to SEA 33 for 14 yards (C.Barton).	P20
<u>1-10-SEA 33</u>	(4:21) (No Huddle, Shotgun) D.Carr pass incomplete short right to D.Adams (L.Collier).	
2-10-SEA 33	(4:18) (Shotgun) D.Carr pass short right to D.Adams pushed ob at SEA 22 for 11 yards (R.Neal).	P21
<u>1-10-SEA 22</u>	(4:12) (Shotgun) D.Carr pass short left to A.Abdullah to SEA 13 for 9 yards (J.Brooks).	
2-1-SEA 13	(3:41) J.Jacobs left end to SEA 10 for 3 yards (J.Brooks; T.Woolen).	R22
<u>1-10-SEA 10</u>	(3:00) (Shotgun) J.Jacobs right guard to SEA 7 for 3 yards (A.Woods).	
2-7-SEA 7	<i>(2:14) (Run formation) PENALTY on LV-J.Elumunor, False Start, 5 yards, enforced at SEA 7 - No Play.</i>	
2-12-SEA 12	(2:14) (Shotgun) D.Carr pass short left to J.Jacobs to SEA 5 for 7 yards (C.Bryant, Q.Diggs).	

Two-Minute Warning

3-5-SEA 5	(2:00) (Shotgun) D.Carr pass short right to F.Moreau for 5 yards, TOUCHDOWN. D.Carson extra point is GOOD, Center-T.Sieg, Holder-A.Cole.	P23
-----------	--	-----

LV 34 SEA 34, 10 plays, 75 yards, 3:43 drive, 13:06 elapsed
--

D.Carson kicks 65 yards from LV 35 to end zone, Touchback.

Seattle Seahawks at 1:54

1-10-SEA 25	(1:54) (Shotgun) G.Smith pass short left to D.Dallas to SEA 29 for 4 yards (J.Brown; D.Perryman).	
2-6-SEA 29	(1:32) (No Huddle, Shotgun) G.Smith pass short right to M.Goodwin to SEA 35 for 6 yards (T.Moehrig).	P22
<u>1-10-SEA 35</u>	(1:09) (Shotgun) G.Smith pass incomplete short middle to T.Lockett.	
2-10-SEA 35	(1:02) (No Huddle, Shotgun) G.Smith pass short left to D.Metcalf ran ob at SEA 47 for 12 yards. The Replay Official reviewed the pass completion ruling, and the play was REVERSED. (No Huddle, Shotgun) G.Smith pass incomplete short left to D.Metcalf.	

Las Vegas Raiders vs Seattle Seahawks at Lumen Field

3-10-SEA 35 (:58) (Shotgun) G.Smith sacked at SEA 30 for -5 yards (M.Crosby).

Timeout #1 by LV at 00:48.

4-15-SEA 30 (:48) M.Dickson punts 58 yards to LV 12, Center-C.Tinker. K.Cole MUFFS catch, and recovers at LV 9. K.Cole to LV 9 for no gain (T.Brown).

Las Vegas Raiders at 0:40

1-10-LV 9 (:40) (Shotgun) A.Abdullah up the middle to LV 16 for 7 yards (J.Brooks).

2-3-LV 16 (:20) (No Huddle, Shotgun) A.Abdullah up the middle to LV 22 for 6 yards (R.Neal).

R24

END OF QUARTER

	Score	Time Poss	First Downs				Efficiencies	
			R	P	X	T	3 Down	4 Down
Las Vegas Raiders	34	7:18	3	4	0	7	1/2	0/1
Seattle Seahawks	34	7:42	2	4	1	7	1/2	0/0

Overtime

11/27/2022

Play By Play

LV wins toss, elects to Receive, and SEA elects to defend the North goal.

J.Myers kicks 65 yards from SEA 35 to end zone, Touchback.

Las Vegas Raiders at 10:00

1-10-LV 25 (10:00) J.Jacobs up the middle to LV 30 for 5 yards (C.Barton).
 2-5-LV 30 (9:22) (Shotgun) D.Carr pass incomplete short middle to J.Jacobs [B.Irvin].
 3-5-LV 30 (9:16) (Shotgun) D.Carr pass short middle to K.Cole to LV 39 for 9 yards (C.Bryant).
1-10-LV 39 (8:30) J.Jacobs up the middle to SEA 46 for 15 yards (C.Barton).
1-10-SEA 46 (7:49) J.Jacobs right end to SEA 42 for 4 yards (P.Ford).
 2-6-SEA 42 (7:08) D.Carr pass short middle to M.Hollins to SEA 37 for 5 yards (J.Brooks; T.Woolen).
 3-1-SEA 37 (6:27) J.Jacobs left guard to SEA 38 for -1 yards (S.Harris). SEA-R.Neal was injured during the play.
 4-2-SEA 38 (5:56) D.Carlson 56 yard field goal is No Good, Wide Right, Center-T.Sieg, Holder-A.Cole.

P25

R26

Seattle Seahawks at 5:51

1-10-SEA 46 (5:51) (Shotgun) G.Smith pass short right to T.Lockett pushed ob at LV 49 for 5 yards (R.Ya-Sin).
 2-5-LV 49 (5:25) (Shotgun) K.Walker right guard to LV 49 for no gain (B.Nichols; K.Peko).
 3-5-LV 49 (4:43) (Shotgun) G.Smith pass incomplete short right to T.Homer [M.Crosby].
 4-5-LV 49 (4:39) M.Dickson punts 35 yards to LV 14, Center-C.Tinker, fair catch by K.Cole.

Las Vegas Raiders at 4:32

1-10-LV 14 (4:32) J.Jacobs right guard for 86 yards, TOUCHDOWN.

R27

LV 40 SEA 34, 1 plays, 86 yards, 0:12 drive, 5:40 elapsed

END OF QUARTER

	Score	Time Poss	First Downs				Efficiencies	
			R	P	X	T	3 Down	4 Down
Las Vegas Raiders	40	4:21	2	1	0	3	1/2	0/0
Seattle Seahawks	34	1:19	0	0	0	0	0/1	0/0

Miscellaneous Statistics Report

Las Vegas Raiders vs Seattle Seahawks
11/27/2022 at Lumen Field

Ten Longest Plays for Las Vegas Raiders

Yards	Qtr	Play Start	Play Description
86	5	1-10-LV 14	(4:32) J.Jacobs right guard for 86 yards, TOUCHDOWN.
36	2	1-10-SEA 36	(10:12) D.Carr pass short left to M.Hollins for 36 yards, TOUCHDOWN.
30	2	1-10-SEA 30	(8:36) J.Jacobs right tackle for 30 yards, TOUCHDOWN.
28	3	2-5-LV 23	(2:27) (Shotgun) D.Carr pass short right to J.Jacobs to SEA 49 for 28 yards (Q.Diggs; M.Jackson).
28	4	2-10-LV 25	(5:33) (Shotgun) D.Carr pass deep right to D.Adams pushed ob at SEA 47 for 28 yards (M.Jackson).
20	1	3-4-SEA 43	(10:35) (Shotgun) D.Carr pass deep left to M.Hollins pushed ob at SEA 23 for 20 yards (J.Jones) [U.Nwosu]. LV-D.Carr was injured during the play.
18	1	3-5-SEA 18	(9:30) (Shotgun) D.Carr pass deep right to A.Abdullah for 18 yards, TOUCHDOWN. PENALTY on LV-A.Abdullah, Unsportsmanlike Conduct, 15 yards, enforced between downs.
17	2	2-8-SEA 33	(:28) D.Carr pass deep middle to F.Moreau to SEA 16 for 17 yards (Q.Diggs).
17	3	1-10-SEA 33	(8:07) Z.White up the middle to SEA 16 for 17 yards (C.Bryant; M.Jackson).
15	5	1-10-LV 39	(8:30) J.Jacobs up the middle to SEA 46 for 15 yards (C.Barton).

Ten Longest Plays for Seattle Seahawks

Yards	Qtr	Play Start	Play Description
35	2	2-8-LV 35	(5:27) (Shotgun) G.Smith pass deep right to T.Lockett for 35 yards, TOUCHDOWN.
28	3	1-10-SEA 37	(13:06) (No Huddle, Shotgun) G.Smith pass short middle to T.Lockett ran ob at LV 35 for 28 yards (D.Harmon).
27	4	2-23-SEA 33	(13:45) (No Huddle, Shotgun) G.Smith pass deep left to T.Homer to LV 40 for 27 yards (J.Brown).
24	1	1-10-LV 35	(5:55) (Shotgun) G.Smith pass deep middle to N.Fant to LV 11 for 24 yards (D.Harmon).
24	1	3-4-SEA 43	(1:25) (Shotgun) G.Smith pass deep left to D.Metcalf pushed ob at LV 33 for 24 yards (D.Harmon).
21	3	2-10-LV 35	(12:25) (Shotgun) G.Smith pass short middle to M.Goodwin to LV 14 for 21 yards (T.Hall).
21	4	1-10-SEA 25	(15:00) G.Smith pass deep middle to M.Goodwin to SEA 46 for 21 yards (R.Ya-Sin).
18	4	2-17-SEA 46	(8:28) (Shotgun) G.Smith scrambles up the middle pushed ob at LV 36 for 18 yards (D.Perryman).
18	4	3-1-LV 18	(5:44) G.Smith pass short right to T.Homer for 18 yards, TOUCHDOWN.
14	3	1-10-LV 14	(11:55) (No Huddle, Shotgun) K.Walker left guard for 14 yards, TOUCHDOWN.

Touchdown Scoring Information

		Offense	Defense	Special Teams
VISITOR	Las Vegas Raiders	5	0	0
HOME	Seattle Seahawks	4	0	0

Player Scoring Information

Club	Player	TD	Rush TD	Rec TD	KO TD	Punt TD	Int TD	Fum TD	Misc TD	FG	XP	2Pt Rush	2Pt Rec	Sfty	Points
LV	J.Jacobs	0	2	0	0	0	0	0	0	0	0	0	0	0	12
LV	D.Carlson	0	0	0	0	0	0	0	0	2	4	0	0	0	10
LV	M.Hollins	0	0	1	0	0	0	0	0	0	0	0	0	0	6
LV	A.Abdullah	0	0	1	0	0	0	0	0	0	0	0	0	0	6
LV	F.Moreau	0	0	1	0	0	0	0	0	0	0	0	0	0	6
SEA	K.Walker	0	2	0	0	0	0	0	0	0	0	0	0	0	12
SEA	J.Myers	0	0	0	0	0	0	0	0	2	4	0	0	0	10
SEA	T.Lockett	0	0	1	0	0	0	0	0	0	0	0	0	0	6
SEA	T.Homer	0	0	1	0	0	0	0	0	0	0	0	0	0	6

Possession Detail

	First Half		Second Half		Game	
	Visitor	Home	Visitor	Home	Visitor	Home
Largest Lead	8	7	6	7	8	7
Drives Leading	2	1	1	0	3	1
Time of Possession Leading	5:18	4:06	0:12	0:00	5:30	4:06
Largest Deficit	-7	-8	-7	-6	-7	-8
Drives Trailing	3	3	2	1	5	4
Time of Possession Trailing	10:23	4:44	10:26	3:14	20:49	7:58
Times Score Tied Up		1		2		3
Lead Changes		3		3		6

Playtime Percentage

Percent of playtime per player on offense, defense and special teams (Unofficial)

Las Vegas Raiders

Seattle Seahawks

		Las Vegas Raiders				Seattle Seahawks							
		Offense	Defense	Special Teams				Offense	Defense	Special Teams			
A Bars	G	77	100%	7	21%	A Lucas	T	65	100%	6	18%		
D Parham	G	77	100%	7	21%	C Cross	T	65	100%	6	18%		
F Moreau	TE	77	100%	7	21%	D Lewis	G	65	100%	6	18%		
J Eluemunor	G	77	100%	7	21%	G Smith	QB	65	100%				
K Miller	T	77	100%	7	21%	A Blythe	C	65	100%				
A James	C	77	100%			D Metcalf	WR	59	91%				
D Adams	WR	77	100%			T Lockett	WR	57	88%				
D Carr	QB	76	99%			W Dissly	TE	48	74%	17	50%		
M Hollins	WR	74	96%	4	12%	K Walker	RB	46	71%				
J Jacobs	RB	61	79%			N Fant	TE	40	62%				
K Cole	WR	50	65%	4	12%	G Jackson	G	39	60%				
J Johnson	FB	20	26%	10	29%	M Goodwin	WR	29	45%				
A Abdullah	RB	14	18%	17	50%	P Haynes	G	26	40%	6	18%		
T Munford	T	7	9%	7	21%	C Parkinson	TE	16	25%	16	47%		
Z White	RB	3	4%	8	24%	T Homer	RB	13	20%	21	62%		
D Turner	WR	2	3%	9	26%	D Dallas	RB	9	14%	21	62%		
J Stidham	QB	1	1%			L Treadwell	WR	7	11%	2	6%		
M Crosby	DE		65	100%	7	21%	D Young	WR	1	2%	21	62%	
D Harmon	SS		65	100%	6	18%	T Woolen	CB		77	100%	9	26%
T Moehrig	FS		65	100%			J Brooks	LB		77	100%		
R Ya-Sin	CB		64	98%			Q Diggs	FS		77	100%		
C Jones	DE		57	88%			R Neal	SS		76	99%		
J Brown	LB		55	85%			M Jackson	CB		74	96%	7	21%
D Perryman	LB		54	83%			C Barton	LB		56	73%	26	76%
S Webb	CB		47	72%	2	6%	U Nwosu	LB		56	73%		
B Nichols	DT		44	68%	6	18%	B Irvin	LB		53	69%	4	12%
T Hall	CB		32	49%			C Bryant	CB		53	69%		
R Teamer	SS		30	46%	17	50%	S Harris	DE		45	58%	7	21%
J Tillery	DT		30	46%	6	18%	Q Jefferson	DE		39	51%	7	21%
A Billings	DT		28	43%	5	15%	A Woods	NT		35	45%	3	9%
A Averett	CB		22	34%			P Ford	DE		33	43%	6	18%
K Peko	DT		21	32%	1	3%	B Mafe	LB		27	35%	3	9%
C Ferrell	DE		18	28%	10	29%	B Mone	NT		21	27%	4	12%
L Masterson	LB		13	20%	27	79%	D Taylor	LB		18	23%	7	21%
A Robertson	CB		4	6%	2	6%	L Collier	DE		17	22%	1	3%
I Pola-Mao	FS		1	2%	20	59%	J Jones	FS		10	13%	25	74%
M Farley	FS				27	79%	T Brown	DB		3	4%	1	3%
D Butler	LB				27	79%	N Bellore	LB				28	82%
C Bolton	LB				20	59%	T Muse	LB				21	62%
M Koonce	DE				20	59%	J Blount	FS				18	53%
D Carlson	K				14	41%	V Jones	LB				17	50%
B Bolden	RB				11	32%	J Myers	K				14	41%
J Horsted	TE				9	26%	J Coleman	CB				12	35%
A Cole	P				9	26%	M Dickson	P				10	29%
T Bower	DE				9	26%							

T Sieg	LS	9	26%	C Tinker	LS	10	29%
J Simpson	G	7	21%	K Fuller	G	6	18%
L Cotton	G	7	21%	S Forsythe	T	6	18%

LAS VEGAS RAIDERS CLIPS 

TABLE OF CONTENTS

<u>Raiders News</u>	<u>Page #</u>
Las Vegas Review-Journal.....	2
Las Vegas Sun.....	5
The Athletic.....	6
ESPN.com.....	7
Associated Press.....	9
Raiders.com.....	11
NBC Pro Football Talk.....	13
NFL.com.....	14

LAS VEGAS RAIDERS CLIPS

Raiders News

LAS VEGAS REVIEW-JOURNAL

Raiders report card: Another OT victory means good grades

By Ed Graney

November 27, 2022

How the Raiders performed in a 40-34 overtime victory over the Seahawks on Sunday at Lumen Field in Seattle:

Offense: B+

Derek Carr threw two first-half interceptions, but the offense racked up 576 total yards for the game. The quarterback finished 25 of 36 for 295 yards and two touchdowns, and running back Josh Jacobs had a career day. Jacobs set franchise records for rushing yards (229) and all-purpose yards (303). He is just the fourth player in the Super Bowl era to have 300-plus scrimmage yards and two touchdowns in a game. His rushing yards broke the record of Napoleon Kaufman's 227 against the Broncos in 1997. Davante Adams led Raiders receivers with seven catches for 74 yards, and tight end Foster Moreau (three for 33) had the game-tying touchdown catch with 1:54 remaining.

Defense: B-

It got the stop needed in overtime, returning the ball to an offense that then won the game on an 86-yard scamper by Jacobs. But the Seahawks moved the ball, with quarterback Geno Smith throwing for 328 yards and two scores. The Raiders had three sacks — 1½ from Maxx Crosby — and forced turnovers via an interception from Denzel Perryman and a fumble recovery via Chandler Jones. Perryman led the way with nine tackles (two for loss) and his pick. Duron Harmon added seven tackles from his safety spot, and Crosby had six quarterback hits.

Special teams: C

Keelan Cole nearly gave away the game when he muffed a punt inside the Raiders' 10-yard line with 40 seconds remaining. But he recovered the ball, and the Raiders ran out the clock before entering into overtime. It has become common to believe Daniel Carlson will make every field-goal attempt, even from 56 yards in overtime, but it was wide right. He was good from 36 and 25 yards.

Coaching: B

There were questionable calls on fourth downs in the second half — running Jacobs wide with inches to go from your 48 with less than nine minutes left? — but the Raiders didn't fold in a one-score game for the second straight week. Josh McDaniels and his staff deserve credit for such. They just kept playing.

3 takeaways from Raiders' OT win: Another dramatic finish

By Adam Hill

November 27, 2022

Three takeaways from the Raiders' 40-34 overtime victory over the Seahawks on Sunday at Lumen Field in Seattle:

1. Another dramatic win

LAS VEGAS RAIDERS CLIPS 

For the second consecutive week, the Raiders put together a game-tying drive late in the fourth quarter before winning with a touchdown in overtime.

Josh Jacobs found a seam and raced 86 yards for a touchdown on the second possession of overtime to give the Raiders the dramatic victory.

The Raiders won an overtime game at Denver last week and are 4-7 with two consecutive victories for the first time this season.

Derek Carr threw for 295 yards and three touchdowns against the Seahawks.

After the Raiders missed a 56-yard field-goal attempt on the first possession of overtime, Maxx Crosby forced an incompleteness by Geno Smith on third down near midfield.

Jacobs went right up the middle on the next play, following a lead block from fullback Johnson and racing to the end zone.

The Raiders trailed 34-27 late in the fourth quarter until Carr led a 75-yard drive that culminated in a 5-yard touchdown pass to Foster Moreau with 1:54 to play. Crosby sacked Smith on a third-down play on the ensuing drive to essentially force overtime.

While punter AJ Cole lost another coin toss to fall to 1-10 on pregame, he came through for a second straight week by winning the toss at the start of overtime and getting the Raiders the first possession.

The Raiders racked up 576 yards of offense and forced two turnovers.

They will put their winning streak on the line against the Chargers on Sunday at Allegiant Stadium. The Raiders opened as 2½-point underdogs at the Westgate SuperBook.

2. Jacobs keeps it going

Jacobs was having a huge game before the winning touchdown.

He ran for 229 yards and two touchdowns on 33 carries while also having his best day of the season in the passing game.

Jacobs caught six passes for 74 yards, including a one-handed snag with his left hand to pick up a big gain in the second half.

His efforts pushed him over 1,000 yards rushing this season, the third time he has reached the milestone in four years with the Raiders.

He joined Marcus Allen and Mark van Eeghen as the only players in franchise history to record three such seasons with the Raiders.

Jacobs became just the fourth player to record at least 300 yards from scrimmage and score two touchdowns in a game in the modern era of the NFL and the first since Adrian Peterson in 2007. The 303 yards are a franchise record.

The 86-yard touchdown was the fourth-longest play from scrimmage in overtime in league history.

3. Wild start

LAS VEGAS RAIDERS CLIPS

A first half that started as poorly as possible turned productive for the Raiders.

Carr was intercepted on the first snap of the game as he tried to throw over the middle to Adams.

The Seahawks turned the miscue into points two plays later to take a 7-0 lead, but the Raiders bounced back.

Carr responded with a touchdown drive and led the offense to 24 points before halftime. It was the third-highest scoring first half for the franchise in the past 20 years and the most since they had 24 against the Chiefs in 2020.

They racked up 12 first downs and 230 yards of offense in the half, as Carr threw for 150 yards and two touchdowns.

The Raiders went 5-for-7 on third down in the half but committed two turnovers.

Raiders ride Josh Jacobs to 2nd straight overtime victory

By Vincent Bonsignore

November 27, 2022

SEATTLE — Raiders owner Mark Davis burst out of a side room adjacent to his team's locker room Sunday wearing a satisfied smile and walking with a decidedly happy gait.

The Raiders had just defeated the Seahawks 40-34 in an overtime thriller at one of the most formidable environments in the NFL. And Davis was ecstatic.

"You gotta love a win like that," he shouted after watching Josh Jacobs end the game on an 86-yard touchdown run to cap one of the best individual performances in franchise history, as he finished with a team-record 303 yards from scrimmage.

Nearby, Raiders quarterback Derek Carr concurred.

"That was a big, big win. For a lot of reasons," he said, pointing out the new foundation being laid by coach Josh McDaniels, an owner that is behind that process and a lot of Raiders players who are finally learning how to win close games.

"It reaffirms the things we've been talking about," Carr said. "It reaffirms what Josh has been talking to us about."

It was the second straight walkoff overtime win for the Raiders (4-7), and unlike last week's victory over the stumbling Broncos, Sunday's was against a Seahawks team that entered the game tied for the NFC West lead.

The Raiders did so despite:

- Spotting the Seahawks a 7-0 lead;
- Two first-half interceptions by Carr;
- Failing to convert on fourth and two from Seattle's 48-yard-line late in the fourth quarter, which gave the Seahawks a short field with which to mount a go-ahead touchdown drive and take a 34-27 lead;
- A missed field goal by Daniel Carlson on their first drive of overtime.

"Our team is learning how to be resilient," McDaniels said.

LAS VEGAS RAIDERS CLIPS 

The game featured five lead changes and plenty of heroes.

The list starts with Jacobs, who rushed for a franchise-record 229 rushing yards and two touchdowns and caught six passes for 74 yards to account for the 303 total yards. The magical performance came after he was listed as questionable with a calf injury and wasn't cleared to play until two hours before kickoff.

"It's kind of crazy, coming in and not knowing if I was going to play, looking the guys in the eyes and telling them they're going to get everything they've got in me," Jacobs said.

Seahawks defensive tackle Shelby Harris was impressed.

"He's hard to bring down," Harris said. "He's a tough runner with good balance. You really gotta wrap him up. He's not one of those backs that gets touched and falls. He makes his money off of breaking tackles and getting those extra yards."

There also was a key one-handed catch by Davante Adams, 1½ sacks by Maxx Crosby and two critical stops by the defense to give the offense a chance to tie the game in regulation and win it in overtime.

The Raiders tied the score 34-34 on Foster Moreau's 5-yard touchdown grab in the back corner of the end zone. They then won it when Jacobs took a first-down handoff from Carr and raced those 86 yards to the end zone.

Crosby, who had barely reached the sideline after leading a three-and-out stand to get the ball back to the offense, said he immediately knew Jacobs was going to score.

"I saw him hit the hole, and I was running on the field before he hit the end zone," he said.

The dramatic victory doesn't erase the frustration of the Raiders' inability to win close games and turn a promising season completely sideways. But the two-game winning streak offers a bit of a reset.

To put it in perspective, the Raiders opened the game by throwing an interception on their first play to hand the Seahawks (6-5) prime field position and the 7-0 lead. Carr's miscue began a wild roller-coaster ride of big plays, major disappointments and a series of highs and lows that would have been the demise of the Raiders earlier this season.

"It's just growth, and we're all just trying to do things the right way," said Carr, who completed 26 of 35 passes for 295 yards and three touchdowns. "It shows that everyone is believing in that and trying to do it that way. You can tell everyone is believing and buying into that because of the success we're starting to have. It doesn't mean anything now — we still don't have a good record — but we're headed in the right direction."

LAS VEGAS SUN**Josh Jacobs runs for 86-yard game-winning touchdown in Seattle**

By Case Keefer

November 27, 2022

SEATTLE — Josh Jacobs' legendary season now has its cornerstone moment.

The Raiders' fourth-year running back saw a wide-open hole on the team's second offensive possession of overtime, and pounced on it, made one cut and sprinted to the end zone. It was an 86-yard touchdown to lead Las Vegas to an upset 40-34 victory in overtime over the Seahawks at Lumen Field.

LAS VEGAS RAIDERS CLIPS 

Jacobs, who was questionable to play with a calf injury, set a career high with 229 rushing yards and also had 74 receiving yards on six catches. The game-winning touchdown was his second score of the day, following a 30-yard run in the second quarter.

Quarterback Derek Carr also had a big day, bouncing back from two first-quarter interceptions to throw for 295 yards and two touchdowns on 25-for-36 passing.

Davante Adams tied Jacobs as his top receiver with 74 yards on seven catches. After a back and forth game, the Raiders forced overtime when Carr hit tight end Foster Moreau with a five-yard touchdown on the first play back from the two-minute warning in the fourth quarter.

Las Vegas got the ball first in overtime, but Daniel Carlson missed a 56-yard field goal. Seattle then went three-and-out when Maxx Crosby rushed quarterback Geno Smith, who had 328 yards on 27-for-37 passing, to force a third-down incompleteness.

Crosby also had a third-down sack at the interception, keeping up his unbelievable season. He was great but the game will be remembered for Jacobs, who led the Raiders like he's done so often this season.

THE ATHLETIC**Josh Jacobs' career game fuels Raiders' OT win at Seattle**

By Tashan Reed and Michael-Shawn Dugar

November 27, 2022

Raiders' running back Josh Jacobs ripped off an 86-yard touchdown run in overtime to give the Raiders a win against the Seahawks on Sunday in Seattle. Here's what you need to know:

Jacobs finished with 303 yards from scrimmage, including a career-high 229 yards rushing and two touchdowns in Sunday's win.

Sunday's victory was the Raiders' second-straight overtime win.

Geno Smith threw for 328 yards, two touchdowns and an interception as the Seahawks lost their second straight. What keyed Jacobs' explosion?

Jacobs wasn't sure he would be able to play until an hour before kickoff due to a calf injury, but he went on to finish with 303 yards from scrimmage — the most in Raiders history — and exploded for an 86-yard game-winning touchdown run overtime in one of the greatest performances the NFL has ever seen from a running back.

Most of the focus coming into the season was on the Raiders' passing attack, but their best and most consistent offensive weapon has been a player who they decline to exercise their fifth-year option on this summer. Regardless of how the rest of this season goes from a team standpoint, it's hard to see a world where coach Josh McDaniels and general manager Dave Ziegler let him walk for nothing this offseason. — Reed

Seahawks struggle again

The Seahawks were dominated up front. Again. For the second game in a row, the Seahawks couldn't stop the opposing running back from having a career day. For the second game in a row, Smith was under pressure for more than the opposing quarterback.

LAS VEGAS RAIDERS CLIPS

For the second game in a row, explosive runs for Ken Walker III were hard to come by. So, as a result, the Seahawks lost a second straight game. – Dugar

Key Stat

Jacobs 86-yard run in overtime was a career-long for the fourth-year back. His previous career long was a 51-yarder against the Chiefs in 2019.

ESPN.COM

Jacobs caps 300-yard game with walk-off TD

By Paul Gutierrez

November 27, 2022

SEATTLE -- Josh Jacobs wasn't sure he'd play Sunday until about two hours before kickoff. The Las Vegas Raiders' fourth-year running back had to test out the left calf he tweaked in a noncontact drill in Friday practice.

And after he reaggravated it late in regulation on the Lumen Field artificial turf -- "It doesn't give," he said -- the Raiders coaching staff wanted to sit him for the remainder of the game.

"I kind of convinced them I could go," Jacobs said. "And, you know, the biggest play of the game happened after that."

Jacobs burst through a big hole on the right side of the line and was gone, untouched, for a walk-off 86-yard touchdown run with 4 minutes, 20 seconds to play in the extra period to give the Raiders a 40-34 overtime win against the Seattle Seahawks.

As such, Jacobs finished with franchise single-game records for all-purpose yards (303) and rushing (229). He also became just the fourth player in the Super Bowl era to finish with at least 300 all-purpose yards and two TDs in a game, joining Stephone Paige (1985), Priest Holmes (2002) and Adrian Peterson (2007).

"That mentality that [Jacobs] brings and that mindset, the way he runs and the way he, over and over and over again, is finishing, running through people, he's always finishing forward," said Raiders quarterback Derek Carr, who celebrated his 13th career walk-off win Sunday, the third most of any starting quarterback since 1950, behind only Drew Brees (21) and Ben Roethlisberger (14).

Editor's Picks

"Him bringing that mindset, man, how hard he's worked, all those things, I said it at the beginning of the year ... the happiest person in the building, besides me, is Josh Jacobs. And we're seeing the fruits of that now."

Jacobs, a first-round draft pick of the Raiders out of Alabama in 2019, did not have his fifth-year option picked up this offseason by Las Vegas' new regime of general manager Dave Ziegler and coach Josh McDaniels. And Jacobs, a Pro Bowler in 2020, is having his finest season yet.

With six games remaining in this contract year, he is already up to 1,159 rushing yards, the fifth-highest total in franchise history, trailing Marcus Allen (1,759 in 1985), Napoleon Kaufman (1,294 in 1997), Mark van Eeghen (1,273 in 1977) and Allen (1,168 in 1984).

And with his third 1,000-yard rushing season, Jacobs has tied Allen and van Eeghen for most such seasons in Raiders history.

LAS VEGAS RAIDERS CLIPS 

Seahawks coach Pete Carroll said some of Jacobs' production was a function of all the attention Seattle paid to Raiders All-Pro receiver Davante Adams, who had been on a tear with 413 receiving yards and five TDs in his past three games but finished with seven catches for 74 yards in Seattle.

"We didn't tackle [Jacobs] as well as we needed to," Carroll said, "and we didn't scheme it as well as we needed to."

McDaniels, meanwhile, said he was "running out of superlatives" to describe his running back.

"He's a football player," McDaniels said. "I mean, that's probably the greatest compliment I could give him, and he comes up big."

"It's not just what he does on the field; it's how he practices, what he does in preparation, how attentive he is in the meetings, what he's like in the walk-throughs, how much he wants to win. He wants to win. He does everything he can to help us."

For the Raiders, who improved to 4-7 with their first win in Seattle since 1998, it was their second straight OT victory on a walk-off touchdown. They are just the third team to accomplish that feat since the NFL instituted OT in 1974, along with the 2017 Green Bay Packers and the 2001 Chicago Bears.

In overtime on Sunday, the Raiders got the ball first and attempted a 56-yard field goal that was wide right. The Seahawks then went three-and-out and punted, setting up Jacobs' run from the Raiders' 14-yard line on first down. It was three days shy of the 35th anniversary of Bo Jackson's tour de force at the old Seattle Kingdome, when his 221-yard rushing day included a 91-yard TD run into the tunnel.

"I noticed half of the defense was looking at Mack [Hollins] because he didn't know what he was doing on the play, lining up," Jacobs laughed, referring to the Raiders receiver. "He was like, 'What's the play?' I said, 'Line up!'"

"When I hit the gap, I seen [fullback Jakob Johnson] get a big block and I just seen a big hole, and I just tried to run as fast as I can."

Told the knock on him was that he didn't have breakaway speed, Jacobs paused.

"It's all about angles," he said softly before laughing. "It's all about angles."

A week earlier, Jacobs was giggling as he told a reporter about how fresh he felt, the best his body had felt this late in a season in his career.

"No bruises, no contusions," he said at the time. "Weird."

In Seattle, as he limped around the locker room, he smiled again.

"I jinxed it," he said as he tapped on his wooden cubbyhole.

"It's just a little injury. Ain't nothing crazy. Nothing that I think that's going to set me back, but something that I definitely got to take care of."

LAS VEGAS RAIDERS CLIPS **ASSOCIATED PRESS****Jacobs caps huge day with TD in OT, Raiders beat Seahawks**

By Tim Booth

November 27, 2022

SEATTLE (AP) — Once Josh Jacobs slipped past the last line of Seattle's defense, all that was in front of him was open field and a place among the greatest single-game performances in NFL history.

Jacobs sprinted 86 yards for a game-ending touchdown and the Las Vegas Raiders won in overtime for the second straight week, beating the Seahawks 40-34 on Sunday.

"When I hit the gap, I see a big hole and I just tried to run as fast as I can," Jacobs said.

Jacobs finished with a franchise-record 229 yards rushing and two scores. He also had six catches for 74 yards, and his 303 yards from scrimmage were the most in franchise history and the seventh-most in a game in the Super Bowl era.

Jacobs had never had a touchdown run longer than 28 yards, and his extraordinary dash was reminiscent of the Raiders' Bo Jackson running untouched for a long TD against the Seahawks at the Kingdome on Nov. 30, 1987.

Not bad for a guy who'd been listed as questionable for the game with a calf injury. There was nothing uncertain about Jacobs' play once he took the field.

"To see him finish like that, I know what he's been dealing with, I know how hard he works. It was really cool to see that," Raiders quarterback Derek Carr said.

Las Vegas (4-7) finished with 283 yards rushing and its 576 total yards were the third-most ever allowed by the Seahawks (6-5), who fell one game behind San Francisco in the NFC West.

"He's hard to bring down. He's a tough runner with good balance. You really gotta wrap him up," Seattle defensive tackle Shelby Harris said. "He's not one of those backs that gets touched and falls. He makes his money off of breaking tackles and getting those extra yards."

Las Vegas forced overtime thanks to Carr's 5-yard touchdown toss to Foster Moreau in the corner of the end zone with 1:54 remaining that made it 34-all. Carr threw an interception on the first play of the game but finished 25 of 36 for 295 yards and three touchdowns.

The Raiders also got a break when Jacobs appeared to fumble inside the 10 just before Moreau's touchdown catch, but officials ruled his forward progress had been stopped.

"It started from the first play to the last play. The first play is an interception and the last play is a touchdown," Raiders coach Josh McDaniels said. "There was a lot of swings in the game."

Seattle lost its second straight after falling to Tampa Bay two weeks ago in Germany. Geno Smith was 27 of 37 for 328 yards and two touchdowns. But Seattle's rushing attack struggled for the second straight game, although Kenneth Walker III ran for two TDs.

In overtime, Daniel Carlson missed a 56-yard field goal attempt on Las Vegas' first possession. But Seattle went three-and-out, and on the next play from scrimmage, Jacobs broke free.

LAS VEGAS RAIDERS CLIPS

Jacobs became the fourth player in the Super Bowl era with at least 300 scrimmage yards and two touchdowns in a game, and the first since Adrian Peterson set the single-game record for rushing yards (296) in 2007. He's the first player since at least 1950 with at least 225 yards rushing and 70 yards receiving in the same game.

"It's kind of crazy, coming in and not knowing if I was going to play, looking the guys in the eyes and telling them they're going to get everything they've got in me," Jacobs said.

The 86-yard TD run was the fourth-longest overtime touchdown in league history.

"Josh was really terrific today. He had a great game and we didn't tackle as well as we needed to and we didn't scheme as well as we needed to," Seattle coach Pete Carroll said.

For most of the game, it appeared Las Vegas would squander its chance to win despite its unstoppable rushing attack. McDaniels twice decided to kick field goals instead of keeping his offense on the field. He also called a head-scratching toss sweep to Jacobs on fourth down in the fourth quarter that Seattle stopped.

But Carr was terrific on the tying drive in regulation. He went 6 of 8, including a spectacular one-handed catch by Davante Adams for 28 yards, and he floated the touchdown pass to Moreau perfectly into the back corner.

Seattle had a final chance to win in regulation and appeared to have a first down near midfield on Smith's pass to DK Metcalf with 57 seconds left. But after a lengthy review it was determined Metcalf didn't have control of the ball as he rolled over and hit the sideline. Smith was sacked by Maxx Crosby on the next play and Seattle punted.

INJURIES

Raiders DT Andrew Billings limped off the field in the fourth quarter and was later carted to the locker room. ... Seattle S Ryan Neal suffered an elbow injury in overtime and backup Josh Jones took a poor angle on Jacobs' winning run.

THROWBACKS

The Seahawks announced that sometime during the 2023 season the team will wear throwback uniforms with the silver helmets, blue jerseys and silver pants Seattle sported in the 1990s.

UP NEXT

Raiders: Host the Los Angeles Chargers next Sunday.

Seahawks: At the Los Angeles Rams next Sunday.

Jacobs' 86-yard run in OT gives Raiders win over Seahawks

By The Associated Press

November 27, 2022

SEATTLE (AP) — Josh Jacobs sprinted 86 yards for a game-ending touchdown and the Las Vegas Raiders won in overtime for the second straight week, beating the Seattle Seahawks 40-34 on Sunday.

Jacobs finished with a franchise-record 229 yards rushing and two scores. He also had six catches for 74 yards, and his 303 yards from scrimmage were the most in franchise history and the seventh-most in an NFL game in the Super Bowl era.

LAS VEGAS RAIDERS CLIPS

Las Vegas (4-7) finished with 283 yards rushing and its 576 total yards were the third-most ever allowed by the Seahawks (6-5), who fell one game behind San Francisco in the NFC West.

Las Vegas forced overtime thanks to Derek Carr's 5-yard touchdown toss to Foster Moreau in the corner of the end zone with 1:54 remaining that made it 34-all. Carr threw an interception on the first play of the game but finished 25 of 36 for 295 yards and three touchdowns.

Seattle suffered a second straight loss after losing two weeks ago in Germany against Tampa Bay. Geno Smith was 27 of 37 for 328 yards and two touchdowns. But Seattle's rushing attack struggled for the second straight game, although Kenneth Walker III ran for two TDs.

In overtime, Daniel Carlson missed a 56-yard field goal attempt on Las Vegas' first possession. But Seattle went three-and-out, and on the next play from scrimmage, Jacobs broke free.

RAIDERS.COM

'I'm running out of superlatives': Josh Jacobs' 303 total yards, game-winning touchdown run fuel Raiders in overtime win

By Levi Edwards

November 27, 2022

As the Raiders offense lined up on their own 14-yard line in overtime, Josh Jacobs had already racked up 217 total scrimmage yards and a touchdown against the Seahawks defense.

The incredible performance from the running back almost didn't happen. After a calf injury sustained in practice, he was a game-time decision Sunday.

"It's kind of crazy coming in and not knowing if I was going to play," Jacobs said postgame. "Looking the guys in the eyes, telling them that they're going to get everything they got out of me. They didn't want me to finish the game, but I kind of convinced them that I could go.

"Biggest play of the game happened after that."

On the last play of the game, Jacobs followed a block behind fullback Jakob Johnson, which lead him to 86 yards of open turf straight to the end zone.

With the touchdown run, the Silver and Black sealed a 40-34 victory over the Seattle Seahawks, breaking a 24-year span of not winning a road game in Seattle.

A defensive stop gave the Raiders one last chance to win the game, which Jacobs capitalized on.

He bulldozed his way further into franchise history with the game-winning 86-yard touchdown run. His 303 total scrimmage yards are a new franchise record for most scrimmage yards in a game. His 229 rushing yards are also the most rushing yards in a game by a Raiders, a record held by Napoleon Kaufman for 25 years.

"I'm running out of superlatives," Head Coach Josh McDaniels said when describing Jacobs' performance this season. "Over 300 total yards in a game. Didn't feel perfect but he just – I think, [he has] toughness. He's a football player. That's probably the greatest compliment I could give him. He comes up big. He had a couple big first downs on third-and-short, I'm not sure everybody in the league gets those, but he did. And then, of course, makes the big play at the end.

LAS VEGAS RAIDERS CLIPS

"I thought he was tremendous throughout. Gave us a lot of hard yards in the running game, caught the ball well out of the backfield, made some big plays with his hands. That's JJ. That's what he is."

Derek Carr, who finished with 295 passing yards and three touchdowns, had the best view in the house for Jacobs' touchdown run. The quarterback connected with Jacobs for six catches and a career-high 74 receiving yards for the fourth-year running back. Jacobs reminded the media of his days as a pass-catching running back at Alabama, saying being "able to put it on tape again is always huge."

At the podium during his postgame interview, Carr said he knew Jacobs was going to the house as soon as he broke the tackle off the line of scrimmage.

"I saw him get through, I knew what coverage they were playing," Carr recalled. "So as soon I [saw] him get through, it's really just him and the safety. And if he beats him, it's going to be a big play..."

"I'm sure Josh will want to give all those guys [the offensive line] credit, but he made that last guy miss to be able to take it to the house. To see him finish like that, I know what he's been dealing with. I know how hard he works. It's really cool to see that."

The Silver and Black now move to 11-0 in games Jacobs has at least two rushing touchdowns. This marked his first game over 200 rushing yards in his NFL career.

The Raiders will be looking to receive similar production from Jacobs next Sunday, with a home divisional matchup against the Los Angeles Chargers on the horizon.

Quick Snap: Josh Jacobs seals the deal in overtime

By Levi Edwards

November 27, 2022

A little bit of everything from Jacobs

For the third time in his career, Josh Jacobs has rushed for over 1,000 yards in a season.

The running back continued his strong 2022 campaign in Seattle, recording his fifth game over 100 rushing yards. Coming into the game with a questionable tag due to a calf injury, he made a huge impact in the running and passing game. Jacobs totaled 303 scrimmage yards against the Seahawks defense.

The running back was also responsible for a 86-yard touchdown run that won the game in overtime.

Applied pressure on defense

The Raiders defense found success in two categories they've lacked in this season – sacks and turnovers.

The Silver and Black were propelled with three sacks between Maxx Crosby (1.5), Andrew Billings (1.0) and Bilal Nichols (0.5). Additionally, they came up with two turnovers off a Denzel Perryman interception and a Chandler Jones fumble recovery.

This was the first game in which the Raiders defense produced multiple turnovers this season.

Shoutout in Seattle

The quarterback duel between Derek Carr and Geno Smith was entertaining to say the least.

LAS VEGAS RAIDERS CLIPS

Both teams' quarterbacks put it all on the line in this overtime affair. As the two teams combined for 74 points in over 60 minutes of football, Carr finished with 295 passing yards and three touchdowns in the win. Smith had 328 passing yards with two passing touchdowns.

Halftime Report: Ameer Abdullah scores his first touchdown of season in Seattle

By Levi Edwards

November 27, 2022

Abdullah hits paydirt

The Raiders scored on their second offensive possession, thanks to a dime from Derek Carr to Ameer Abdullah.

After throwing an interception on the first play of the game, the Raiders shook it off by and responded with a 75-yard drive down the field. On the drive, Carr went 4-of-6 with a 18-yard touchdown pass to Abdullah on a wheel route to finish it off.

The running back has been a contributor in the passing game and special teams today, with two catches for 30 yards and 73 kick return yards, as the Raiders headed into halftime with a 24-20 lead.

Rollercoaster day for Derek Carr

Turnovers have been the detriment of the Raiders offense in the first half. Carr threw two interceptions in the first half – his first interception thrown since Week 8. Both of those interceptions have led to points for the Seahawks offense.

However, Carr has continued to play with resilience after his miscues. He threw two touchdowns following those interceptions, the first to Abdullah and the second on a flea flicker to Mack Hollins. The quarterback ended the first half with 150 passing yards, completing nearly 73 percent of his passes.

Big time interception

On the defensive side of the ball, Denzel Perryman made his presence felt with an interception in the second quarter.

Perryman picked off Geno Smith – who coming into the game led the NFL in completion percentage – and returned it for 24 yards. It set up a 30-yard touchdown run for Josh Jacobs on the next play.

This was the linebacker's first interception since the 2019 season, and the first interception by a Raiders linebacker since Week 10 of the 2020 season.

NBC PRO FOOTBALL TALK

Josh Jacobs leads Raiders to overtime win over Seahawks

By Michael David Smith

November 27, 2022

Raiders running back Josh Jacobs had not just the best game of his career, but one of the best games any running back will ever play in today's win over the Seahawks.

Jacobs had 33 carries for 229 yards, six catches for 74 yards, and finished the game with an 86-yard touchdown run in overtime, as the Raiders beat the Seahawks 40-34.

Jacobs' 303 yards from scrimmage were the eighth-most in any game in NFL history.

LAS VEGAS RAIDERS CLIPS 

Raiders wide receiver Davante Adams also had a strong game, including a sensational catch along the sideline that was one of the best plays of this NFL season.

For the Seahawks, quarterback Geno Smith had another good game, and rookie running back Kenneth Walker scored two touchdowns, but it was a disappointing home loss to a team Seattle thought it should beat.

This Raiders team is going nowhere this season, but the win improved its record to 4-7. Seattle drops to 6-5.

NFL.COM**Raiders RB Josh Jacobs (calf) active vs. Seahawks**

By Christian Gonzales

November 27, 2022

The Las Vegas Raiders will have their top running back on the field Sunday against the Seattle Seahawks.

Josh Jacobs is officially active for the Raiders' Week 12 game against the Seahawks.

The Raiders running back was a late addition to the team's injury report on Friday with a calf injury.

Jacobs has yet to miss a game this season, as he has been a key contributor on offense after the front office decided not to pick up the fifth-year option in his rookie contract.

Entering Week 12, Jacobs ranks third in the NFL with 183 carries and 930 rushing yards. His 93 rush yards per game ranks second-most in a single season (Marcus Allen, 109.9 rush YPG in 1985) in team history, per NFL Research.

It's good news for Las Vegas as Jacobs will be taking the field, because the next top rusher behind the RB is quarterback Derek Carr with 67 yards. This season, running backs Zamir White and Brandon Bolden have combined for 16 rush attempts for 53 yards.

The Raiders (3-7) and Seahawks (6-4) kick off Sunday at 4:05 p.m. ET.

FEATURE CLIPS



Head Coach Josh McDaniels

SPORTS ILLUSTRATED

Josh McDaniels Explains All the Lessons He's Learned

By Albert Breer

June 3, 2022

It's 11 a.m. local time on the third Monday in May, and new Raiders coach Josh McDaniels is pointing to his left—over a shelf full of photos with family, Lombardi Trophies, and old coworkers like Robert Kraft and Tom Brady in them—and out the window of his corner office into the parking lot, with the Spring Mountains in the backdrop.

“One of the easy things that we've tried to keep in mind is we'll get the best out of everyone here if they love coming to work every day because they love who they're working for,” said McDaniels, sitting behind his desk. “That sounds so ridiculously simple. Seriously. But it's the truth. If the players enjoy being coached by us the way we're coaching them, if the coaches enjoy being treated the way they're being treated, if the scouts and the personnel department enjoy the way that [GM] Dave [Ziegler] runs the meetings and gives everybody a voice, then when they drive in here in the morning? You should see this.”

The gated blacktop lot, adjacent to a set of three practice fields, is filled with cars, a long jump shot away from a desk full of binders and orderly stacks of paper.

“You drive in here at 6 a.m.? I'm not s---ting you when I tell you more than half these cars are already here,” McDaniels continued. “If I come in at 6, I'm like the 75th person in the building. If I come in at 5, I'm probably the 15th person. And that's what I'm saying. We wanted that to be the case.”

The 46-year-old isn't patting himself on the back, and he's not doing that for Ziegler, who left a job leading New England's personnel department to come with him, either.

Instead, on this spring afternoon, he's trying to bring to life the vision he and Ziegler have set out, to reinvigorate one of the NFL's most iconic brands after a year of nonstop tumult inside the franchise. And once you dig into it, you'll see that what McDaniels is doing in pointing to that lot is actually the opposite of chest-thumping. Because this vision of his, and theirs, is really a result of being humbled, being reflective and trying to be better.

At the end of the desk, with his back to all those cars, is Ziegler—the Raiders' 44-year-old GM who was brought into the NFL by McDaniels 12 years ago, who's known McDaniels since he was a college recruit and has known of McDaniels for even longer.

The temptation for so many has been to brand the Raiders' beautiful, still relatively new facility as Patriots West, since McDaniels and Ziegler got here and quickly imported a slew of lieutenants and ex-New England players. The truth, though, is that's not what this is, and it's apparent from the minute you step into the building. It's not the Patriot Way, either. It's, in their words, "Our Way," and by "our," they're referencing way more than two people.

"I think Our Way is the foundation of everything being built on relationships, and being inclusive and being open-minded," Ziegler said. "And at the same time still being convicted on the things we believe in."

"But also giving people an opportunity," McDaniels added. "Bill [Belichick] gave us the opportunity to be ourselves, and to be independent thinkers and to have our own opinion, and he didn't micromanage that. And that's one of the best things that I've paid attention to the last decade of my life, watching him do it and then feeling like, That's how you have to do it. ... Our Way is Let's try to do it the best way, and it might not be what we know."

It took a long time for McDaniels to get here—it's been more than 11 years since he was fired by the Broncos, and more than four years since he stepped away from the Colts' job to stay in New England. But now that he's arrived, he's bringing all that he's learned with him. And, fair warning, it looks significantly different than you might expect.

Las Vegas's new assistant GM, Champ Kelly, chose to be where he is now, in an office wedged between Ziegler and holdover exec DuJuan Daniels (himself a former Patriot scout), and it might sound funny that he did so, at least in part, because of the experience of working with McDaniels in Denver in 2009 and '10.

But it's the truth in why when Ziegler came calling, and Kelly considered his options, the decision to reunite with a guy he saw fired a decade ago was easy.

"First of all, out of respect to the football mind, it's rare," said Kelly, smiling broadly. "But the person, I didn't feel like everybody got a chance to know and uncover who the person was. ... Not that he wasn't himself before, but maybe not as many people got the chance to see that."

There was a very specific reason for that.

McDaniels was 32 when he got to Denver. And the workload he foisted upon himself when he arrived was maybe the biggest way in which he showed his naivete. He had trouble getting the assistants he wanted out of their contracts with other teams. He committed—once Broncos owner Pat Bowlen fired the Goodman father-and-son tandem (Jim and Jeff) that had run Denver's personnel department—to installing the Patriots' scouting system with first-year GM Brian Xanders. He didn't hire an offensive coordinator.

He worked and worked and worked.

“It was me and Xanders together trying to implement the scouting system—the only one I knew, that was it—and prepare for a draft, and put in an offensive system, and teach them how I wanted to coach the quarterback, and help the defense do certain things, and it was just so many things,” McDaniels said. “It was impossible. It was so cumbersome to try to attack everything and be a part of everything; it was impossible to be good at any of it. And that’s my fault. It wasn’t anybody else’s fault.”

Worse, for McDaniels, is what he let slip, which is where it swings back to what Kelly was saying. The reason few got to really know McDaniels in Denver was largely because by spreading himself too thin, he’d made himself scarce to much of the team.

He’d dictate what he wanted from up high, and the message would filter down through others to save him time. And that meant if there was bad news to be given, there might not be a relationship built on the front end to soften the blow, nor would McDaniels always be delivering that bad news on the back end. Instead, he’d be grinding away on the draft board, or third down prep or anything else he chose not to delegate.

Perception has long held that McDaniels’s failures in Denver came because people thought he was trying to be someone else (namely Belichick). What may be closer to the truth is that too many people in the building didn’t know who McDaniels was at all, and eventually that became a big problem.

“I didn’t understand the significance and the value that goes with everybody in the building feeling credibly satisfied with how they’re being valued by the organization,” McDaniels continued. “I didn’t have a great perspective on it. I knew I was valued in New England to a degree. But I don’t think I was aware of somebody needing to say to the video guys, Hey, you guys did a great job with that. Or the equipment guys, or the trainers, I just wasn’t doing that in New England [from 2001 to ’08]. I didn’t have to do it.

“And I think once I got pulled in too many directions, where I wasn’t capable of handling all that, [relationships] suffered because of it. And I’d say now, if I was gonna choose between two things, I would choose the other stuff. The relationship part of it, I would say, would be more important to me than some meeting with X’s and O’s.”

Ziegler got to Denver in May 2010 as a scouting assistant. Kelly, Xanders and current Raiders director of scout development Keith Kidd, interviewed, then hired him on McDaniels’s recommendation. And since the two were on opposite ends of the spectrum, they didn’t interact much.

But Ziegler saw enough to see what his friend was doing to himself.

“We didn’t interact a ton, because he was going in a million different directions,” Ziegler said. “You could tell there was a lot more pressure on him than the guy I was around before. And comparing where he’s at now to then? He’s so much more relaxed, I’d say. ... It’s night-and-day in terms of just his day-to-day personality.”

He had a decade to confront reality. How the Raiders are being built shows he's doing just that.

The first time Ziegler saw McDaniels with his own eyes was in the fall of 1994. The former was a junior receiver at Tallmadge High, a mid-sized suburban school near Akron not known for its football. The latter was the son of a legendary coach and senior quarterback at powerhouse Canton McKinley. McKinley played the 100th installment of its rivalry with neighboring Massillon that November, and the rematch was set for the playoffs two weeks later.

"Massillon had a quarterback that went to Akron," Ziegler said. "Willie ..."

"Spencer," McDaniels cut in.

"Willie Spencer," Ziegler said. "And I'm a sports fanatic, so I still remember there was that article with you and Willie."

"Akron Beacon Journal," McDaniels said.

Ziegler then described the cover of that day's paper—with the two QBs mean-mugging each other—and told the story of how, with his season over, he went to see McDaniels and McKinley at the Akron Rubber Bowl that Friday night. So for Ziegler, it was pretty exciting the next fall when he went on a recruiting visit to John Carroll, and was hosted by a particular Carroll freshman. "When I first met him, I thought that was cool," Ziegler said. "He played in the Big 33 game. No one from Tallmadge had even played Division I football."

Josh McDaniels on the cover of the Akron Beacon Journal as a high-school QB in 1994. Ziegler enrolled at Carroll in 1996, and the two became what McDaniels refers to as "linemates" in the receiver rotation, with their future New England coworker (and now Texans GM) Nick Caserio at quarterback. "They'd send us in there; it was like the two hoodlums," McDaniels said. "The guys that were gonna get underneath the guy's facemask and have the officials breaking us up when we're blocking." They bonded over that similarity and also some differences.

One contrast was in how Ziegler played, with a borderline-reckless aggressiveness that showed in his game as a return man. "He wasn't going to fair catch," McDaniels said. "He was right, though, because he was really good at it." Another difference came with how, as housemates during McDaniels's senior and Ziegler's junior year, Ziegler was away a lot, doing his studying at the library, while McDaniels would do it at the house.

"So when it comes to all the roles he's had, it's the same thing," McDaniels said. "And that's been one of the best things about him forever; he's not gonna worry about trying to tell you what he thinks you want him to say. And in our profession, especially when you're a young guy and you're trying to come up, it's, Man, what does Josh want me to say? Or, What does Bill want me to say? And that's not Dave. Dave is, I'll do the work, I'll have my own educated opinion and that's what I'll believe in; and I'm gonna tell you the truth."

That dynamic between the two of them became the template for how they'd fill out their staffs in Vegas. And it sustained their relationship over time, even if they weren't talking all that regularly, with each having his own group of college friends, and a smaller crew (that included Caserio) connecting them.

So when McDaniels went to cut his teeth under legends-to-be Nick Saban at Michigan State in 1999 and Belichick in New England in 2001, Ziegler took the scenic route. After college, he landed a job as a ninth-grade social studies teacher and freshman football coach at Kenston High in Bainbridge, Ohio. He went to Arizona to coach and teach. He wanted to see whether he could take it to the next level after that, sending letters out to 30 colleges looking for a graduate assistant spot. Only John Carroll responded. So he got a counseling master's there.

Then, he was a limited-earnings coach at Division I-AA Iona (making \$7,000/year), before returning to Arizona to work as a guidance counselor and coach at prep power Chaparral, which is where McDaniels found him in 2010. As it turned out, all that experience would pay off in time, as Ziegler took his shot at scouting—first in Denver, where he was held over by John Elway, then in coming to Foxborough, on the good word of both Caserio and McDaniels.

Neither had any hesitation in advancing Ziegler's name to Belichick in 2014.

"I probably would have done that no matter what I was doing," McDaniels said. "Like if I was in sales, and he happened to be a salesman, I would've called. ... It's almost like this unwritten rule [with JCU football alums]—if we stick our neck out for you, you're not letting us down."

Ziegler wouldn't. In Foxborough, he rose from pro scout, to pro director, to a role Belichick created for him, assistant director of player personnel, to replacing Caserio last year as the team's new director of player personnel.

Josh McDaniels looks into the distance at practice wearing a Raiders visor.
Michael Clemens/Las Vegas Raiders

Again, what McDaniels and Ziegler were looking for as they built their staff in Vegas mirrored what they saw in each other—football smarts, mental agility, emotional intelligence and the ability to bring differences to the table and challenge each other.

In a very natural way, they were able to inject the sort of alignment into the Raiders that McDaniels couldn't get with the Broncos: with three offensive assistants coming from New England with him; ex-Patriots assistant Pat Graham leaving a job as Giants defensive coordinator to take the same job in Vegas; and former Patriots assistant Jerry Schuplinski, who had left New England but stayed in Belichick's tree with the Giants and Dolphins, joining as senior offensive assistant. Likewise, Kelly jumped at the chance to reunite with Ziegler on the scouting side, and Patriots national scout Brandon Yeargan jumped aboard as Ziegler's new college scouting director after the draft.

That so many wanted to come was indicative of the rep both Ziegler and McDaniels carried.

For Graham, coaching in the AFC West—and the challenge of defending Patrick Mahomes, Russell Wilson and Justin Herbert—was a draw, as was the fact that the program in Vegas would, naturally, be familiar, with familiar values and principles. But it was McDaniels himself, too.

“One, he’s really smart. Two, he works hard. And there’s an extreme attention to detail,” Graham said. “[When] I was working on the opposite side of the ball in New England, you could see that. When you see him from afar, when I was at Green Bay and had to play against him, when I was at Miami and had to play against him, you could see that. ... I would argue he’s the best play-caller in the league.”

And similarly, for Mick Lombardi, his personal relationship with McDaniels, and connection to the program were factors.

“My respect for him as a football person, it probably can’t get any higher,” the Raiders’ offensive coordinator said. “Him as a play-caller and him as a game-planner, it’s in my opinion at an elite level. And it’s something that I’ve been able to grow from. I’ve grown more over the last three, four years with him, as one of his position coaches, than I did my other seven years in the NFL. ... So when he had this opportunity, and then presented me with an opportunity, it was, This is a no-brainer.”

But for every Lombardi or Graham or Kelly, or Carmen Bricillo, Jerry Schuplinski, Rob Ryan or Bo Hardegree, there was an Edgar Bennett or Cam Clemmons, holdovers from the previous Raiders staff. Or a Tom Delaney running contracts, or Chris Cortez running the training room, or Bobby Romanski running equipment—all Raiders employees going back decades. Or a Jon Gruden hire such as strength coach A.J. Neibel.

And that was where McDaniels and Ziegler wanted to strike a balance, bringing in enough people they trusted to delegate to already, while engendering trust by giving everyone in the building a shot to stay with the team after the new guys were ushered in.

This, they say, was never going to be a down-to-the-studs rebuild.

“If we had an opportunity to do something like this, whether it was together or separate, we were gonna go in there with the understanding—always assume the best of people, always assume that you’re talking to a really genuine, good human being that has a role and a job in this organization,” McDaniels said. “And let’s figure out what’s the best thing for the team and the organization going forward. But let’s give everyone the benefit of the doubt.”

“And when you go in with that mindset, it’s a different feeling for them, and it’s a different feeling for you, because you’re not saying, Let’s go scorched earth, and get rid of this person and that person. We don’t need to do that. There were a ton of good people here.”

“We recognized there were some talented players on the team, too,” Ziegler added. “They had a core group of players that were good players. ... So I came in with the mindset, too, I think we both did, Let’s see who these people are, let’s see what they know, let’s see what they’re about and let’s also take it as an opportunity to learn from them. There are some processes they have in place that I want to learn about—are they better than the processes I have?”

“And in some cases, there are some things where it’s like, Yeah, I want to do that.”

On another level, it meant rewarding those people for what they’d done before.

McDaniels barely finished shaking hands with his new boss, owner Mark Davis, to accept the job in January before sitting down with Ziegler and a list of players to call. One by one, each guy would get to hear from his coach and GM. Maxx Crosby and Hunter Renfrow were on that ledger. Denzel Perryman, too. But there was never a doubt who’d get the first call.

“If that’s the guy you’re gonna try to win with at that position,” McDaniels says, “then that person deserves to hear from you right away.”

Truth be told, Derek Carr was already excited about playing for McDaniels from a football standpoint, just off eight years of institutional, inside-the-league knowledge of his offense, and what he’s capable of bringing out in a quarterback. But he didn’t have any idea what to expect from a personal standpoint. And while he knew the story of McDaniels and Jay Cutler from Denver, he planned to go into the new relationship open-minded.

That first phone call was just the first way in which McDaniels would exceed expectations.

“I’ve been through so many coaching changes. I’ve been through so many GM changes. And you know with every change, they may want to do things a new way,” Carr said. “And for them to make their first call me, one, it showed me who they are. They told me that they were committed to me. And the cool thing, too, is, in public, they’ve been committed to me. Usually when you get a new coach, GM, they kind of slow-play it like, Oh, we’ll see ...”

“I’ve been through that. My future is always up in the air, it seems like. But these guys just made it clear, No, we believe in you, and you’re our guy, and we believe we can win with you. And we’re going to prove that to you, too. We’re gonna sign you to an extension.”

They got into specifics in what they liked about him, too—his arm talent, his maturity, his competitiveness—and followed through on their word with a three-year, \$121.5 million extension. And while not everyone made that sort of bank, those who remained, such as Crosby (and he got a four-year, \$95 million extension), from the old staff were given the same sort of respect as the new brass seeded relationships.

The calls were especially impactful in light of what the guys had been through—two team president firings (one after McDaniels arrived), a midseason coach resignation amid controversy, a GM firing and the in-season imprisonment of a teammate, Henry Ruggs III, who was charged with DUI resulting in death after a fiery crash that killed a 23-year-old woman and her dog last November.

Crosby got his call five minutes after seeing the news on Twitter. He was with his agent, who said, “I bet you Coach calls right away.” Minutes later, the phone rang. It was McDaniels. And Crosby had a good idea, then and there, that good things would follow.

“We won 10 games in the National Football League. That’s not easy,” Crosby said. “We had a lot of distractions, a lot of things going on, and we still found a way to win. So there was no need to rebuild. It was just more about revamping what we already have. ... And obviously they wanted to show their commitment to not only myself but DC. They want everybody on the same page. There’s no secrets. They’re very up-front and very honest about everything. And, for me, that’s all I want.”

Turns out, he got that, he got the money and he got more. In fact, as his deal was getting done in March, Crosby was solicited for information on free agents by Ziegler, and he was among the first to know when guys were added. He was in Ryan’s office, asking for Chandler Jones cutups (wanting to study technique), when McDaniels popped his head in to tell Crosby that Jones (another former Patriot) was about to become his teammate.

In a real way, in that moment, Crosby felt the skin he had in the game. And because the team was invested in him, it now goes the other way, too.

“[Maxx] Crosby’s contract extension, [Derek] Carr’s contract extension, for me?” McDaniels said. “Those were big deals, because you’re rewarding someone who’s earned it. And, yeah, they haven’t played for us yet. But we’ve already built up a trust and a relationship with the people. To me, it was everything we’re talking about.”

Those things are now prioritized, which is showing up in all sorts of ways. Here’s another: As McDaniels spoke from behind that desk, Carr was battling a cold, and soon thereafter the coach more or less forced the quarterback to go home, knowing that the illness was going around Carr’s family.

“Usually, football coaches are like, Do everything, and then if you can’t do it, whatever, we’ll figure it out,” Carr said. “He’s like, No, I care about you as a person, and I want to make sure you’re O.K., and the football part, I’m not worried about. You’ve proven you’ll take care of that. He has definitely shown the personal side, to the 100th degree, to me.”

A week later, McDaniels and Ziegler would work out free agent Colin Kaepernick, part of Ziegler’s commitment to pulling every lever in personnel. That might be awkward for some starting quarterbacks. For Carr, because the relationship was there, it wasn’t an issue.

On this Monday morning, McDaniels asks for a few minutes before we get started—Renfrow, whom guys here joke leads the building in questions, has one he needs answered, and new quarterback Jarrett Stidham (another ex-Patriot) wants a couple of minutes of his coach's time.

Neither needs to wait long to get his attention.

“One of the things I remember about my experience in Denver, there was always such a deadline for the next thing that I had to be a part of,” McDaniels said. “And right now, I'm going on many less deadlines. Like, right now, Hunter had a question, and then Stidham had something he needed for me. O.K., I'm here. I'm not in a meeting, I'm not up on the third floor where someone can't find me, I'm not in the offensive staff room. There's none of that. ...

“In New England [the second time around], I had one role. I wasn't spread too thin. So did I have a great relationship with the video guys? Hundred percent. The people in the equipment room, do I love those guys? Absolutely. One-hundred percent. Did I just text [Patriot PR chiefs] Stacey [James] and Aaron [Salkin] the other day because they won the Pete Rozelle Award? Yeah, because I have a great relationship with those people.”

There are dozens of other examples of McDaniels practicing what he's preaching on the importance of those relationships. Once Matt Feeney was brought aboard as defensive quality control coach before the combine to complete the staff, McDaniels brought the group to the rooftop of The M Resort, the team's hotel, for dinner. Ziegler did the same for his scouts on a balcony at The M during Super Bowl week.

McDaniels has, on his desk, index cards with players' birthdays (Clelin Ferrell's card was atop it when I was there, with his birthday coming the next day), to remind him to write each guy a note when the day comes. That was an idea he actually got from Ziegler, who last year sent Patriots scouts handwritten letters before Christmas, personalized to tell each guy how and why he valued them.

And with so many coaches' and scouts' families still back in places such as New England, New York or Chicago, finishing out the school year while the days in Vegas have been long, McDaniels has worked to make up for what they're losing. Schuplinski's family was in for Easter week and, when they pulled up to the building, McDaniels hurried to the lobby to meet them (“He must've seen them from his office,” Schuplinski said) and led them on a tour of the building himself.

Graham mentioned how McDaniels has given them some Fridays off, with plenty of notice to plan travel, and half days on Thursdays so they could get back home. And Lombardi had a story similar to Schuplinski's from April—he'd asked McDaniels whether he could go pick up his wife at the airport since she was landing in the middle of the workday.

“He was like, Absolutely, are you bringing them here?” Lombardi said. “I was like, Yeah, if it's O.K. And he was like, You bring them to my office first; I want to say hello. Stuff like that goes a long way.”

McDaniels himself brought up the story of his chief of staff, Tom Jones, wanting to go see his son play in a Little League championship game during the team's rookie minicamp.

"Those are little things," he said. "But if he didn't feel comfortable enough with me, he wouldn't have come and asked. He'd have said, Honey, I can't be there; it's rookie minicamp, there's no way. I'm not asking. And they won the championship. That's cool. I don't want him to feel like you can't ask me that, because I'm gonna tell you, 100 out of 100, go. Go."

And these stories go back to what the Raiders are trying to build.

"That's the thing," Ziegler said. "The general vibe being in the building, there not being eggshells. ... You can have the standard high, you can still give critical feedback, you can still hold people accountable, you can still do all those things, but have a vibe where people can be themselves, and people feel appreciated."

The results, just four months in, have been noticeable.

"It's unbelievable," Davis added. "There's a lot of good energy. They brought good people in. But they also gave the people that worked there an opportunity to keep their jobs, to earn their job, and a lot of them did. He gave everybody a chance, and that gave everyone a good feeling."

The idea is that cuddly, warm part of all this will allow people to be tough on one another, to hold each other accountable.

"I'd say for me that's from being a guidance counselor, being a teacher, those experiences," Ziegler said. "The relationship was really what you had to solidify first to make any progress, whether you're a classroom teacher or a guidance counselor, and you're trying to help someone through a problem."

"They won't trust you if you don't," McDaniels said.

"As a guidance counselor, you have to create it on the front end so if there is a problem down the road, you've already created the relationship, so you can help someone that's having a mental health issue, or going through something else," Ziegler continued. "The relationship has to come first."

May's rookie minicamp, for the coaches, allowed for proof of concept on that.

Day 1, to be frank, wasn't great. McDaniels was tough on the players. He was tough on the coaches. Some guys were out of shape. Other things weren't smooth. He let his staff hear it and gave the coaches a list of things to work through, that he thought just needed to be better. On the next day, Saturday, they were. And that's where Sunday morning's staff meeting began.

“He said, It was obvious that the stuff I said was poor; you guys put in the time, the effort, to challenge the players. I challenged you guys, and some of the stuff improved in a short period of time,” Graham said. “And he said, That’s a reflection on you guys, and he said thank you. He said, That’s what we’re looking for. And to me, he doesn’t have to say that. We all know that’s our job. But he’s reinforcing and taking the time to start the meeting off on Sunday saying that, that he recognizes it and he acknowledged it.”

More than just that, he empowered the coaches to make a difference, and Ziegler’s done the same with scouts, which has two benefits.

The first is the trust and faith that it generates.

After the draft ended, Ziegler put Kelly in command to captain the effort to sign college free agents, with Daniels, Shaun Herock and Andy Dengler also in leading roles. And before that, in the fifth round, there was a deadlock in the war room that led Ziegler and McDaniels to pull some coaches into a discussion, to break a tie on the pick of Tennessee DL Matt Butler.

“We liked Butler, too,” McDaniels said. “I’m just saying it was kind of close here, so we went down and said, Hey, give us your two cents on this again. Boom, boom, boom, Butler, done.”

On the coaching side, McDaniels will often give his coordinators the reins to change things. And while it might happen more naturally on defense, since McDaniels is still the offensive play-caller, and Graham an experienced coordinator, it happens on offense, too.

“His willingness to change things and do something different, let me do things like script practice or run certain drills I wanna run out there—that makes me feel valued,” Lombardi said. “I don’t feel like, Oh, man, I’m just a slavedriver doing what he wants. That’s not the case. Jerry and I are making the red zone tape for tomorrow. He trusts us to do it. We’re gonna do it, and we’re gonna present it to the offense tomorrow. That’s something where we feel like we’re part of something, big-time.”

Which is where the second benefit, for McDaniels, comes.

“You compare [Denver] with now, I know what my role is,” he said. “So I can be the head coach. I will be the play-caller, but I don’t have to be the general manager, I don’t have to be the director of pro personnel, I don’t have to be the quarterback coach, I don’t have to be the offensive coordinator, I don’t have to be the special teams coach.

“That lesson that I learned, and it was the biggest one I learned, is the one thing I’d say we’re doing the best job of right now. No question. I’m not pulled 100 different directions. And, again, in Denver, it wasn’t anybody’s fault but mine.”

It’s also why, in so many ways, this situation feels right.

As McDaniels is quick to point out, he and Ziegler could've gone separate ways. While structure and staffing were part of why McDaniels stepped away from Indy in 2018 (and he and Colts GM Chris Ballard are on good terms now, for the record), that was never about control. It hasn't been for either guy—McDaniels and Ziegler came close to getting jobs separately, in Philadelphia and Denver, last year.

"We never had some big, scripted-out plan," McDaniels said. "We were just two guys trying to continue to grow and aiming for something that might be out there for either one of us in the future individually. And if it happened to be together, it happened together. But I don't think we were ever like, Hey, let's hook arms. Because obviously in Philly, it wouldn't have been Dave [as GM]. And Dave interviewed in Denver, and that wouldn't have been me [as coach]."

But now that this is how it worked out, the two appreciate how it came together.

The one hang-up? The coach jokes that his friends said they never thought it'd be with the Raiders. And as he says that, he swivels his screen to show the black-and-silver helmet.

"My friends were the opposite," Ziegler says, getting a laugh from McDaniels. "You're totally a Raider! That's him. That's him."

Schuplinski has known McDaniels for 27 years—the two arrived together in Carroll's 1995 recruiting class. McDaniels recommended him to Belichick in '13, the two worked together for six years there and now are together again in Vegas. And just as he knows how much McDaniels has grown since Denver, he's actually seen as much growth more recently.

"His patience has really, really improved from when I was with him before," Schuplinski said. "I know, we all know, he looked back on his notes from the last time he had an opportunity to be a head coach. He's told all of us these stories—here's where I screwed up. I can see him making a real concerted effort from the moment I spoke with him about coming here to when I walked in the building through everything else; his patience has been unbelievable."

"Now that doesn't mean he's like, Yeah, do whatever you want. But his patience has been awesome."

McDaniels and Ziegler also know there are bigger tests ahead.

But there's belief here, that when the first losing streak happens, or when the first rash of injuries hits, the trust being built now will carry over. And that McDaniels is now just as likely to be with the defense as the offense on the practice field, or just as sure to help a player work out a personal issue as he is to drill him on his hand placement, or that Ziegler and McDaniels and their staffs take time to sit and eat lunch with players, or that they pop into people's offices, is no small part of it.

In fact, as they see it, it may be the biggest piece of the whole thing. They plan to set a high bar for everyone. They know it'll take investment on both ends to clear it.

“You can make it as complicated as you want it to be,” McDaniels said. “But the simplistic version of it, Dave and I would probably say about the same thing—there’s a championship way to do everything. We don’t have to have a meeting to describe that. It just is what it is. If you’re a scout, your report should be freaking detailed and on point. And if you’re a player, you should bust your ass in that period and do everything that you can to do the technique the way we’re asking you to do it.

“If you’re a coach, you should make sure you’re well prepared and that your message is simple and that players can understand what you’re saying and your communication is the way it should be. ... If it’s the equipment room, guys’ stuff is in their locker in the morning when they come in. And you don’t have to micromanage that if you just say, Listen, we want to try to do things at a championship level. And to me we’re not just going to win a championship if 10 people are performing at that level. It really has to be everybody.”

Ziegler then looks at his old college teammate and adds, “And then when you see the things that are not there, you identify them.” And that, McDaniels points out, can come from anyone going to anyone else. That’s where, he says, everyone has skin in the game, and it truly becomes Our Way.

“The way we’re trying to do it is our way,” McDaniels continued. “It’s not kumbaya, but it’s also no eggshells. They know we love them. So when you pull them aside and correct them, it’s being received the way you want it to be received.”

“Because my group,” Ziegler said, “they know I’m gonna challenge them, too.”

“Everybody does,” McDaniels said. “We’re gonna challenge them. That’s how you win.”

And based on the look of that full parking lot, everyone here is ready to take on that challenge.

THE ATHLETIC

How Josh McDaniels' and Dave Ziegler's past could pay off for Raiders

By Jeff Howe

August 4, 2022

HENDERSON, Nev. — There's no room for subtlety in Las Vegas.

And for an organization like the Raiders, who established prominence during Al Davis' "Just win, baby" years, there's no excuse for a lack of urgency within their drive to contend.

As such, general manager Dave Ziegler and head coach Josh McDaniels have quickly made their mark in their first year together in the desert. They inherited a team that reached the playoffs last season, they made a pair of high-profile additions to the roster and they declared their intentions to compete immediately.

"Let's go try to be as good as we can right now, try to compete right now," Ziegler told The Athletic from his office that overlooks a beautiful indoor practice facility at the Intermountain Healthcare Performance Center. "For me, it's just like, why wait? Let's try to be great now. Let's try to be as good as we can now, build the best football team that we can now. And in doing so, you're going to have to make some aggressive choices to do that."

Ziegler and McDaniels played together at John Carroll University in the late 1990s and began working together in 2010 with the Broncos. They rejoined forces for nine seasons with the Patriots — McDaniels as offensive coordinator and Ziegler climbing his way to director of player personnel — and have long shared similar football philosophies.

So they were fully aligned when they signed edge rusher Chandler Jones to a three-year, \$51 million contract a day before acquiring wide receiver Davante Adams from the Packers for a first- and second-round pick and giving him a historic five-year, \$140 million deal. The Raiders also extended quarterback Derek Carr, receiver Hunter Renfrow and edge rusher Maxx Crosby to big-money deals despite each having term left on their contracts.

There'd be no rebuild in Vegas.

"I think you have to (take some swings), in my mind," Ziegler said. "The reality in this league is you have to win games. Obviously, if you're going to tear something completely down to the ground, there's a level of patience and discipline that comes with that, from the top of your organization all the way down. And everybody has to be on the same page with that. Ultimately, we didn't feel like that's where this team was, so we were going to take some aggressive swings. Let's build on what they had done last year and find some spots where we felt we could improve the team, and let's go do it."

Coming from the Patriots, who have a reputation for being financially conservative operators, Ziegler and McDaniels surely caused some heads to turn this offseason. But to understand how they got here, it's important to know where they've come from and how those experiences shaped them for potential success in their new roles with the Raiders.

'A person of conviction'

Ziegler has always acted with conviction. Because of that, his former colleagues in New England complimented his approach as aggressive by nature.

He was so diligent with his film study and preparation, so if Ziegler had to compile a scouting report or deliver a presentation in front of Bill Belichick, he was as thorough as possible. Ziegler wasn't timid about challenging others' ideas, whether it was Belichick or anyone else, so long as he felt his opinions were backed by substance, which was often the case.

Ziegler was comfortable taking chances long before his career in the NFL. After graduating from John Carroll in 2001, he taught history at Kenston (Ohio) High for a year while coaching wide receivers and defensive backs for the freshman team.

Ziegler later quit and moved to Arizona with enough money to get by until he found his next stop, a job at Arcadia High in Scottsdale.

He returned to John Carroll in 2004 as a graduate assistant before taking over as the receivers coach at Iona in 2006, when he also finished his master's degree in school counseling.

When the college coaching route didn't progress as quickly as Ziegler hoped — he also got rejected for a job on Dirk Koetter's staff at Arizona State — he again went back to Arizona, this time to work for a prominent Chaparral High program in Scottsdale to coach running backs, tight ends and special teams while also serving as a guidance counselor.

"There was a long time there when I was just trying to find my way in football," Ziegler said.

McDaniels eventually changed the scope of Ziegler's trajectory. In 2010, McDaniels, who took over as the Broncos head coach in 2009, called up his college friend to see if he'd be interested in becoming a scouting assistant.

Ziegler didn't know anything about scouting, but he did know the coaching avenue wasn't going as planned. Ziegler established a new career goal shortly after taking the job in Denver — he wanted to become a general manager.

"Those experiences gave me the confidence — like, 'Hey, you're going to figure it out,'" Ziegler said. "You can take some risks. Ultimately, if you put in the work and treat people the right way, (if) you're diligent and intentional about being really good, it's going to work out.' I keep that same mindset now. I've always been a person of conviction.

"I've never been worried about getting fired. I'm not scared of that. I'll figure it out. Five years from now, whether I'm going to be a school counselor or a teacher and coaching high school football, then that's what I'll do, and I'll do the best job at that. Because of my life experiences, I don't operate with a lot of fear of failure. If I fail and that's how it is, then I'm going to keep moving forward. That's just how I am."

Ziegler joined the Patriots in 2013 and climbed the ladder by quickly impressing many in the organization. He was promoted in 2020 to Nick Caserio's assistant director of player personnel before taking over the top job a year later when Caserio left for the Texans.

Those last two years wound up being vital to Ziegler's personal development. The 44-year-old has always been so task-driven that he would write a daily list of everything he needed to accomplish, and he became proficient at getting through it all in meticulous order.

But while overseeing the personnel department, Ziegler learned that no two days will ever be the same. He had to be flexible and learn to overcome certain levels of stress when a day went off the rails – maybe because of a contract situation, an injury, a trade negotiation or any number of things that could routinely pop up.

“At first, there was a lot of stress and strain and frustration that came along with not being able to execute my plan for that day,” Ziegler said. “It was a really great learning experience to challenge some areas where I was weak.”

Ziegler still keeps his lists. And he pointed to a sign behind his desk with the acronym “WIN,” or “what’s important now.”

“The last couple years – really last year – prepared me from a mental toughness standpoint,” Ziegler said. “I don’t think I was as mentally tough when I first started those jobs because I would get overwhelmed by some of those things. Those last couple years in New England really helped me sharpen some of the areas where I was weak. I’m now much more comfortable. I understand that I may not get all of those things done. I’m much more focused and intentional.”

Ziegler was grateful for those experiences in New England. Real-time opportunities for self-reflection and evaluation became critical to his growth.

The same was true for a somewhat unconventional career path as a 20-something. He bounced between stops to learn about himself and how to advance as a professional. The path might not have been linear, but he knew he’d get there by being true to his values, treating people the right way and working with purpose.

“How is a guy who was a guidance counselor so many years ago now a GM?” Ziegler rhetorically asked, smiling. “Looking back, the path that I took is odd, but I wouldn’t change it because I think it’s benefited me a lot in a lot of different ways. It just ended up being one of those things where I got this opportunity, and I wanted to be great at it.”

‘I’m at peace’

McDaniels knows the results in Denver were a failure. That’s why he spent a decade working to make sure the experience wasn’t.

“The best part about my career,” McDaniels told *The Athletic*, “was I was able to go through that and learn from it.”

Consider that sentiment. After a 6-0 start, the Broncos lost 17 of McDaniels’ final 22 games before he was fired. He traded quarterback Jay Cutler and wide receiver Brandon Marshall and drafted Tim Tebow in the first round.

And McDaniels, 46, has gained the perspective to refer to that learning experience as the best part of his career.

There's been a perception that McDaniels tried to be too much like Belichick during his first coaching tour, and there's a dose of truth to that. There's also a logical explanation behind it.

McDaniels joined the Patriots as a 23-year-old in 2001 and took over the Broncos at 32. He grew up as a coach under Belichick and only saw one way to do it.

"I think you do what you know," McDaniels said. "I wasn't trying to do that when I was there (in Denver). I probably resorted to the answers that I was familiar with when things came up. Sometimes that fits me, and sometimes it doesn't.

"For me, it was humbling to learn that you don't go and do it that exact same way. Because you can't. I'm not (Belichick). I haven't won six Super Bowls. I'm just trying to figure out how to get our team to practice well, improve now, be myself, communicate and be honest with them. I think that's the right way to do it. Whether we win or we lose at the end of the day, or how successful we are, we'll find that out as we go. Doing it the way that fits me the best, I'm at peace."

McDaniels' points of emphasis are working.

One key, he has believed, is relaying the why behind every decision. Time to practice outside under the vicious desert sun? OK, here's why. Or in the rain? Again, express why. Setting up a new focus in practice or meetings? Explain why.

"I don't think I've earned the right to tell them to do it without that. It's a really important piece of information that I've gathered for myself," McDaniels said. "Once you explain why, everybody is on the same page and understands it. If you just say, 'We're going to do this; just shut up and do it,' I don't have that. I can't do that.

"(The Patriots) didn't do it either when they started. I was there in 2001. There was a lot of, 'Here, we're going to do this, and here's why we're going to do it.' We're not 20 years in. We're 20 days in. I need to keep doing that. I need to continue to drip water on the rock, and at some point, something is going to sprout. It may take a little while, but that's OK. That's OK."

McDaniels has also become a vastly improved delegator, and that's partly because of his staff. The Broncos had a good coaching staff, but McDaniels didn't have as much experience with each coach, so he tried to handle too much on his own, which led to issues.

McDaniels has a flurry of former Patriots assistants in Las Vegas, and he's comfortable giving them more responsibilities. And by proxy, McDaniels has established good relationships with everyone in the building.

"When I was younger, I was so intent on trying to fix everything," McDaniels said. "If I didn't know the answer or it hadn't been fixed quick enough, I just tried harder. In some cases, that's not necessarily the right way to do it. Sometimes you've just got to pull back a little bit and maybe make a different decision or let other people work on it, and they'll figure out how to solve it, too, because we've got a lot of people who are capable of doing it.

“I’ve learned a whole lot from that experience. And then going back and seeing Bill after I had the opportunity to do it myself and really being able to compare what I was learning on a day-to-day basis in New England and then what I would probably need to do different. No two of us are the same. Just be yourself. Be honest and true to yourself every day, and give that to the players, the coaches, the staff and you have a great peace about that, which is where I’m at.”

Ziegler has a unique perspective of McDaniels’ growth. They’ve known each other for a quarter century and worked together on each end of McDaniels’ coaching spectrum.

Ziegler was there for the final season in Denver, the years of reflection in New England and the opening months in Vegas.

“He’s been able to have people in a lot of different positions here who he has confidence in and feels good about, and he lets those people do their jobs,” Ziegler said. “By doing that, it’s allowed him to take a lot of weight off his shoulders and concentrate more on the things that he needs to concentrate on as a head coach. He doesn’t need to concentrate on running the special teams or the scouting department. When you have less pressure, you fall back to being more yourself.”

“Josh has always been Josh. He’s always been a good person. He’s always been very smart. He’s always been a hard worker. Now I think he’s just more comfortable with the people around him, so he doesn’t feel that internal pressure. He’s realized over time that there’s more of a relationship component that is important to running an organization, that’s important for buy-in. When you’re investing in people’s growth and more focused on the personal element, there are some good residual effects of that. People feel valued. People feel invested in. That returns a good work product and an environment where people feel like they can be themselves and feel like they can challenge ideas and be creative.

“He did a lot of self-reflection after that job of different areas that he could have improved, and one was the personal side, the relationship side. From 32 to 46, we’re all a lot more comfortable in our skin, hopefully. He’s more comfortable in his coaching skin. He’s more comfortable in what works for him and what his style is. We’re seeing that here day to day, and he’s just been outstanding. He’s been outstanding in being a really good presence day to day here. If you talk to people, they talk about the positive vibe in the building. That’s because Josh has created that. His coaches have then carried that message and created that. That’s been a big difference from Denver to here.”

‘Just be ourselves’

This offseason felt different, and maybe it was.

So often when there’s a regime overhaul, a roster rebuild follows. It’s certainly the exception when a new GM-coach combo trades away its first two draft picks for a wide receiver — let alone one who has widely been viewed as the best in the league — and secures three franchise pillars to long-term extensions.

But by taking over a team that made the playoffs and had a healthy salary-cap situation, Ziegler said they were mostly taking advantage of the opportunity. Similarly, he noted, the Patriots were loaded with cap space during the 2021 offseason and spent historic amounts of money.

The parallel between the two wasn’t the money spent or the aggressive strategy — it was about seeing an opportunity and pouncing.

“That’s our approach for Josh and ourselves,” Ziegler said. “There’s going to be an aggressiveness to the way we do things when we feel like it’s the right opportunity to make a good football decision. I think that’s the key in being aggressive and making good football decisions.

“When there’s an opportunity to make a decision that we think was really good for the football team at key positions, why not? Let’s go do it. That was really the approach. The aggressiveness was built off what was here and what we felt we could do with the team.”

Ziegler and McDaniels are now unabashedly themselves. In many ways, that’s always been the case, but those characteristics — and their personal growth — led them to this moment together with the Raiders.

They learned a lot about football in New England, but they’re also their own men.

So far, they’ve been operating like it.

“We’ve tried really hard to just be ourselves,” McDaniels said. “I don’t know that anybody knows that any decision is right or wrong right away. You make the best decision you can with the information you have and then try to work like hell to make it right. That’s what we’re going to try to do.”

Lessons learned: New Raiders coach Josh McDaniels looked inward to get ready for another chance

By Vic Tafur

March 1, 2022

Josh McDaniels knew exactly what he wanted at the age of 4.

“I am not sure that he could read, but he had to have a practice plan,” his father, Thom McDaniels, said in a phone interview Wednesday.

That was a pretty good early indication that McDaniels wanted to be a football coach like his dad, and while things would much later go off script for the newest coach of the Las Vegas Raiders, he is prepared now for a second stint as an NFL head coach.

The excitement McDaniels had at age 4 is still there.

McDaniels will answer plenty of football questions this week at the NFL Scouting Combine in Indianapolis when he takes to the podium Wednesday. Raiders fans want to hear more on the status of quarterback Derek Carr, and whether Alex Leatherwood returns to right tackle from guard is a really big deal.

But McDaniels, now 45, took time, as did members of his family, to discuss how he got to the NFL in the first place. And then after six Super Bowl rings as an assistant with the Patriots and an all-too-brief run as the head coach of the Broncos, why he’s ready for his second shot wearing the big whistle — 41 years after wearing one so he could look like his dad.

Thom McDaniels enjoyed a 40-year career coaching at several Ohio high schools and was named the national coach of the year by USA Today in 1997. He is a member of the Ohio High School Football

Coaches Association Hall of Fame. His middle son, Josh, wasted no time trying to learn the family trade.

“I always asked for the practice plan,” Josh McDaniels said in a phone interview Thursday. “So he always made a second copy of it, and the same thing for game day. He would always produce a second call sheet for me and handed it to me when I got there at the stadium.

“So I could follow along what the game plan was and what they were doing.”

Thom McDaniels said Josh “never strayed any farther than two or three feet away from me, whether it was individual, group or team (drills).”

“I was dressed exactly like my dad,” Josh said, “walking around wherever he was and interested in whatever he was doing. I knew that was what I wanted to be around at a very young age, and that I was probably going to want to do this one day.”

Sometimes things in life don’t work out according to plan, and the year after a failed head coaching opportunity that lasted 28 games (and 17 losses) with the Broncos, McDaniels was holding a different type of list.

How to be a better coach.

And how to be a better people person.

Not necessarily in that order.

After being fired by the Broncos 12 games into his second season in 2010, McDaniels joined the St. Louis Rams as offensive coordinator for one year in 2011. His wife, Laura, and the kids didn’t move to St. Louis until the summer, so McDaniels moved into the Residence Inn for five months. That’s a lot of turns of the do-it-yourself waffle machine.

“It was literally across the street from the Rams facility,” McDaniels said. “There was a four-lane road that I crossed over every day. I walked, I didn’t even take my car to St. Louis.”

Rams head coach Steve Spagnuolo needed a new offensive coordinator when Pat Shurmur left to become the Browns head coach. McDaniels was the new face on a returning staff, wasn’t rushing home for family dinners and said it was a very different experience than his first month as the Raiders head coach has been.

“Unlike what we’re doing now, where all of us are kind of out here on our own and we’re staying until 7, 8, 9 doing football, everybody was out of the office at 4:30 or 5 o’clock,” he said. “Except for me. And so I spent a lot of time reflecting on my experiences in Denver and going back through things that I felt I needed to do better. I sought counsel with some different people that were very helpful.

“And then when I finished up at 10:30 at night, I just walked across the street to the Residence Inn and slept.”

He would fly home to Denver on Friday nights and spend the weekends with his family.

All the while working on that list – a new practice plan for his career.

“I urged him to identify everything that he would do the same and everything that he would do differently, given a second opportunity,” Thom McDaniels said. “He looked inwardly and really critiqued himself. There was a big chunk of time where he was alone. And he took full advantage of that — when he wasn’t doing whatever he was doing for St. Louis, he was reexamining and evaluating his experience in Denver. So that if he had a second opportunity, he would be better at the second opportunity. He was very introspective.”

McDaniels typed up the “lessons learned” list on his computer and still looks at it twice a week now. It covers everything from meeting lengths to how to deal with his staff, players and the media and he uses it as an outline and a reminder of how he should approach his job.

“It was important to me to do that,” McDaniels said. “There were some things we did right in Denver and there were definitely some things we did wrong. Just trying to learn from my mistakes and trying to be better as a coach and as a person, and then try to implement those things going forward.”

“Obviously, having a second opportunity to do this is really a special thing to me, and I am cherishing every day. Because I know that it’s a difficult job and there are a lot of things you have to do right.”

McDaniels admits he didn’t handle people as well as the Xs and Os in Denver. He said it was humbling to look back on the relationships that he built or failed to build there, and the cases where he may have acted emotionally rather than with patience.

“I knew a little football,” McDaniels said. “I don’t think I was an expert at how to get a group of people to become this successful entity and protect the culture. I feel like I understand how much more important that is now than I did when I left (New England the first time).”

“There are a lot of teams that can catch fire for one year, but if you look at the teams that have sustained success, it’s really about the people and the culture you develop. The day-to-day value that each person in the building feels relative to the role that they are performing. I knew that we had done some of those things before I had gone to Denver, I just didn’t know how to cultivate it, encourage it or protect it.”

He reached out to several coaches for advice during that time and credits former Colts and Buccaneers head coach Tony Dungy, among others, with sharing their experiences with him and offering advice.

Thom McDaniels had attended a lot of Broncos practices — he may have even been given a copy of the practice plan — but he wasn’t in team meetings to see where things really went off the rails. Some people point to trading Jay Cutler before his first season or that the Broncos gave a 33-year-old prodigy too much power, but more likely it was a culmination of smaller things and a disconnect with players and other members of the organization.

“There may have been things that he talked to me about, maybe handling certain situations,” Thom McDaniels said. “But those were infrequent and nothing on a major, grand scale.”

The elder McDaniels is “convinced” the Raiders are a much better fit for his son than the Broncos were.

“As an NFL observer, I think a lot of NFL first-time coaches may not want to be desperate to get their first opportunity, but sometimes they are,” he said. “I think that Josh was. There was zero desperation about the second opportunity, and he’s had interviews and been part of the process more than once.”

If McDaniels rushed into the Broncos’ job, as his dad thinks, he definitely slammed the brakes on the Colts after they had announced he had agreed to be their new coach in 2018. He essentially left them at the altar, changing his mind at the last minute to the horror of his agent, league executives and unforgiving media.

The Patriots reportedly sweetened the pot for him to stay as well.

“There are a lot of things that go into these opportunities and chances to advance,” McDaniels said. “At the end of the day, the best thing for me at that time was to stay. And it took me a little longer than I wish that it had to realize that, but once I realized that that was the right decision, I felt like I had to do that even though it was going to be unpopular.”

The decision was made tougher because of the grief that McDaniels knew was going to come his way.

“I never intended to do that to anybody,” he said. “I have a tremendous amount of respect for (general manager) Chris Ballard, (Colts owner) Mr. (Jim) Irsay and their whole organization. They were great. I think they ended up with the person they should have ended with (Frank Reich) and I ended up where I was supposed to be.”

McDaniels was a finalist for the Eagles head-coaching job in 2021 that went to Nick Sirianni, and then everything clicked in Las Vegas like the brake mechanisms for three reels on a slot machine.

“From everything that I know, Vegas checked all of his boxes, and he apparently checked theirs,” Thom McDaniels said. “It was a great fit for him in many ways and that is why he is there.”

Part of the reason Las Vegas was a great fit is that McDaniels is coming in with new general manager Dave Ziegler, a longtime friend and a teammate at John Carroll University who got his NFL start as a personnel assistant under McDaniels in Denver and later came up through the ranks with the Patriots.

“If I was an owner, I might want that model – to have two guys that work together, that have history together, to come in in those two capacities,” Thom McDaniels said. “Because there is a mutual understanding about every part of the game that you already have with the other most important guy on the football side of the business. And there is very little they have to learn about each other. If anything.

“They know what they want and what it should look like. Two people and one mind. And they’re such good friends that they can disagree and take opposite views and reach a consensus. There is no worry about having a disagreement. I am so thrilled that they are there together.”

Josh McDaniels said he and Ziegler have indeed hit the ground running.

“We don’t have to teach one another the language, the scouting system, the things we’re looking for in a player, the qualities and traits that we covet,” he said. “We already understand those.”

“Our relationship has always been built on honesty and respect,” Ziegler added. “We can be each other’s biggest teammate and each other’s critic, too, and always come back to a place of respect and a place where we’re on the same page.”

McDaniels has six Super Bowl rings from his two stints with the Patriots — after that one season with the Rams, he returned to New England in 2012 and was the offensive coordinator there the past 10 seasons — and the Patriots had the No. 1-ranked offense in 2007, 2012 and 2017. They were in the top 10 in the league eight times in his 13 years as offensive coordinator and 11th two other times.

Yeah, the Patriots had Tom Brady, but they also won 11 games in 2008 when Brady tore his ACL and Matt Cassel was forced into action. And when Brady was suspended for four games in 2016, McDaniels’ offense got the job done with Jimmy Garoppolo and then Jacoby Brissett stepped in and the Patriots went 3-1.

After taking the Raiders job, McDaniels took out a full-page ad in the Boston Globe this month to thank the Patriots and their fans for their support:

“I will miss you, all of you Patriots fans. There is a reason they call Boston the best sports city in the world. ... You took a naive kid from the Midwest and made him a wicked savvy New Englander.”

The farewell capped off a climb from personnel assistant in 2001 to general coaching assistant to quarterbacks coach to coordinator.

Head coach Bill Belichick gave McDaniels his flowers early, praising him to reporters last year for his work with rookie quarterback Mac Jones.

“I don’t think he really has any weaknesses as a coach,” Belichick said. “He has a great vision for how to utilize the skills of the players on his side of the ball and how to try to attack the weaknesses, whether it be personnel weaknesses or schematic weaknesses, or how to try to force the opponent into a situation that he’s able to take advantage of.”

Belichick was pretty hands-off when it came to the offense once the games started.

“Josh is an excellent play-caller,” Belichick said. “Timing. Setting up sequences of plays. Josh is creative, a very forward thinker. He’s got great poise during the game, never gets rattled, never loses track of the situation. I can’t even tell you how many times I’ve gone to Josh and said, ‘What do you think about this?’ or ‘Should we think about that?’ And he’ll say, ‘Yeah, we just talked about that.’

“I’d say I have tremendous confidence in all the things that he does.”

Ben McDaniels is the wide receivers coach and passing game coordinator for the Houston Texans. Four years younger than his brother Josh, Ben can’t really tell you when he started talking Xs and Os with his family.

“I don’t know a time that we didn’t talk Xs and Os,” he said in a phone interview. “We had those tiny football helmets that you got from the grocery store on boards as kids, moving them around, so you could say this has been in the works all our lives.”

The McDaniels family pours itself into football, and that’s not a faucet that can just be turned off.

“There are people who think you are not supposed to take that home with you,” Thom McDaniels said. “Well, we didn’t believe that. Of course, we were going to take football home with us and talk about it. My wife would have been disappointed if we hadn’t.”

“But we didn’t take angry conversations home with us. If we had a terrible practice, or things didn’t go well that day, I could be grumpy but I tried not to take it home. Our conversations would be about what we did and how we did it, how we could do it better and the upcoming opponent.

“And they both had some suggestions about what might work at early ages.”

Thom and his wife, Chris, used attending practices as leverage for the kids to do their chores and eat their vegetables.

“He never pushed us into going,” Ben said. “He wanted us around if we wanted to be around. We were never made to go to practice, and it just became second nature to us.”

Chris often gets lost when people talk about the McDaniels’ coaching legacy, but ...

“She loves football just as much as any of us,” Ben said.

Reno Saccoccia, a long-time high school coach in the upper Ohio Valley, saw this right away.

“He tells me frequently that I am the fifth-best coach in my family,” Thom McDaniels said. “(Chris) knows what Cover 2 looks like. If we’re playing a Cover 4 team, she’ll bug me later and ask me why it took me to the second quarter before I threw the Cover 4 beater, for crying out loud.”

(McDaniels’ oldest son, Jason, works for the county auditor in Canton, Ohio.)

Josh laughed when he heard Saccoccia’s rankings.

“My mother is definitely high up on the totem pole,” Josh said. “She is a special coach’s wife and a special coaching mother. She was interested in everything my dad did and lived it and died it just like he did when he was coaching.

“She was just an incredible source of support for him and for us, still to this day. She talks to my brothers and I every day and lives vicariously through us just as much as my father does.”

Josh and Ben both played quarterback for their father at Canton McKinley High School, with Ben setting school records. While Ben started thinking about coaching after his playing days were over, Josh had a different perspective.

“Benjamin was a little bit different, in that he loved playing and obviously liked the concept of coaching, but I was the one that was going on the scouting trips to Pennsylvania,” Josh said. “I was doing a lot more of the grunt work, relative to enjoying the coaching profession.

“We always talked Xs and Os but he was four years younger than me so there was a little bit of a gap there.”

Ben, after a playing career at Kent State, coached high school football under his dad and had a stint as a graduate assistant at Minnesota. He got his NFL start on Josh's staff with the Broncos, where he was an offensive assistant in 2009 and then served as quarterbacks coach in 2010. He says he never envisioned Josh being anything other than a coach when they were growing up.

That's because Josh always loved being around the players.

"Even when they come into the facility now to work out and you get to see them, there is such a youthful experience about them," he said. "There is such an optimism about them. There is so much that you can pour into them and help them grow and learn. And then when you see them have success, to realize that with them has always been the greatest part of coaching."

Six Super Bowl rings are also pretty cool, but winning isn't everything. The process is also why coaches coach.

"The game is so rewarding if you do the right things," Josh said, "and to be able to realize those things together – to celebrate the successes and to also handle and learn from the things that don't go so well. That's part of this game, and it will never not be a part of any season that you're a part of."

Josh McDaniels learned that at an early age. From his dad.

"I loved the game and I loved every part of it," Thom McDaniels said. "I loved scouting, I loved game-planning, I loved the weight room, I loved monitoring grades – there wasn't one thing about coaching football that I didn't love.

"We have a saying within the family that we believe in and that is, 'If you love the game, the game will love you back.' And the game really did love us back."

General Manager Dave Ziegler

THE ATHLETIC

Raiders general manager Dave Ziegler ‘took the stairs, not the elevator’ to find NFL success

By Tashan Reed

June 3, 2022

INDIANAPOLIS — Dave Ziegler hasn’t had much time for rest. For the past month and change, he’s spent almost all of his time at Raiders headquarters and the room he’s living in at the M Resort hotel down the street. Alongside coach Josh McDaniels, the first-time general manager has been working incessantly to put together the personnel and coaching staffs, evaluate the roster and plan for the offseason. He has some new scenery this week — he and McDaniels are in Indianapolis for the NFL Scouting Combine — but the grind hasn’t slowed.

“Not a lot of sleep, that’s for sure,” Ziegler said with a smile while sitting in front of a group of reporters at the Indiana Convention Center on Wednesday.

He’s not complaining. This is what it takes to implement the culture Ziegler plans to instill in Las Vegas. He wants the Raiders to be an organization that harps on the details and overlooks nothing. He intends to hire team-oriented individuals and invest in their growth in the same way they do players. Through every department, he wants clear, thorough and frequent communication. The environment will be demanding, but he doesn’t want it to become abrasive and uncomfortable.

“The fabric of our culture will be to evaluate and evolve consistently and constantly our processes and our people to make sure that we are always operating at a championship level,” Ziegler said in his introductory news conference in January. “Being committed to the standard of excellence is going to occur from the top down, and it’s what it will take to build this organization into an organization that consistently competes for championships.”

Those words have to be met with action, but Ziegler hasn’t gotten here by making empty statements. From a Division III college football player to an NFL executive, he’s backed them up.

“Dave took the stairs, not the elevator,” McDaniels said Wednesday. “Every task he was given, Dave embraced it and then excelled at it. I think that’s the only thing you can ask of a young man when he comes in at a young age and he has a bunch of low-level responsibilities: Do them the best you can. And if you do them well, then you’re going to get some more responsibility added to your plate.

“Dave has always done that. Dave will continue to do that. Dave has no ego. Dave’s a guy that if he has to drive his own car through the car wash every day, he’s going to go do that. If he has to pour his coffee, he’s going to do that. He’s not going to ask somebody else to do all those things. That’s not Dave Ziegler.”

Ziegler’s football journey has been unusual. He’s played, coached and been an executive. He’s worked at high schools and colleges and for professional teams. He’s now had eight titles in 11 years in the NFL. Now, he’s the man the Raiders hope will take them to the next level.

The foundation of Ziegler was forged through sports growing up in Tallmadge, Ohio. The Akron suburb of about 20,000 people had an obsession with athletics, and he happily adopted it. Playing football, basketball and baseball wasn't just something he did for fun; it was part of who he was.

"That's what your identity was about," Ziegler said. "And that's where I really learned to compete."

Ziegler was a standout at Tallmadge High, but an average-sized receiver from a small town in Ohio didn't draw a ton of recruiting attention. He landed at Division III John Carroll, just 30 miles north of his hometown. He shined on the field — he was a three-time first-team All-Ohio Athletic Conference selection as a return specialist — but he also made a lasting impression on those around him off the field.

"He really was a leader on our team," Chargers assistant Tom Arth, who was John Carroll's quarterback during Ziegler's final season in 1999, said last month. "He was a guy that I really had incredible respect for and somebody who I really trusted and somebody that I knew cared so much about our team. He would always have all of our best interests at heart. We struck up a pretty good relationship pretty early on. ... If there were ever any kind of issues that I was having, whether it was just difficulty being away from home for the first time or struggling just to make your way as a new college student-athlete, Dave was always the guy that I really relied on and trusted in to be able to go to."

People gravitated toward Ziegler, and he had a way of bringing out the best in them. He had a laid-back demeanor, but his presence was felt.

"Boy, just competitive," Arth said. "And I look at him the same way now in what he's accomplished in the NFL and certainly in this role as a GM. You just know he's going to be amazing. He's going to do an incredible job. He's just got that killer instinct. He's so smart, he's so hardworking and he's so competitive. You just know that anything that he does he's going to put his full heart into it and he's going to find a way to be the best he can be at whatever he's doing."

Before he was an executive, though, he was a teacher. He graduated with an education degree in 2000 and started working at a local high school, but he wasn't happy. Football was his passion, so he moved to Arizona and worked as a substitute teacher while volunteering to try to get his coaching career started, which he viewed as his best chance at staying connected to the game.

"I grew up in Northeast Ohio," Ziegler said. "I knew about football. I'd been around football coaches my whole life. And that was really the scope of my knowledge about the bigger picture. To remain in football, I knew I had to coach."

Ziegler landed back at John Carroll as a graduate assistant in 2004 before going to Iona College, where for a three-month stretch he dabbled in acting on the side. His highlight was a small role in an episode of "Law & Order."

"It wasn't very serious," Ziegler said of the brief acting career, "once I actually got out there and did it and saw how hard those people have to work. And those aren't big paydays, either. Being on a set for 16 hours and then seeing what those paychecks are ... those people were committed to acting."

"I was committed to try and make a little money on the side and do something different. It was a short-lived vision."

Ziegler returned to Arizona to coach at Scottsdale's Chaparral High after Iona, a former FCS program, stopped sponsoring football. In addition to coaching, he worked as a teacher and guidance counselor.

"(I learned) how to deal with different people, how to relate to different people, how to communicate at a high level, how to show empathy, how to problem-solve," Ziegler said. "A lot of those lessons outside of football that have been really valuable to me."

Although Ziegler had a passion for coaching and enjoyed what he did, he soon had to start thinking more practically. Finances were an issue. He and his wife, Carissa, wanted to have a family — they now have three children — and he needed a career capable of supporting them long-term. He soon found out that playing and coaching weren't the only ways to stay in the game: McDaniels offered him an opportunity to become a Broncos scouting assistant in 2010.

"To be honest with you, I didn't even know scouting existed at that time," Ziegler said. "When Josh gave me the opportunity to come up and interview for a scouting assistantship, that's really the first time. I mean, you hear scouting, but I really didn't know what it was and what it entailed. I had some opportunities to go back into coaching when I started my career in scouting, but I just really fell in love with it. I started to have success in it. I started to get more responsibility and learn more about what it entailed and the whole team-building process. I fell in love with that process, and that allowed me to separate from the coaching world."

McDaniels was fired the same year Ziegler was hired in Denver. Ziegler stuck around and worked as a pro and college scout, but after the Broncos fired then-GM Brian Xanders after the 2012 season, Ziegler was left without a job. It was a failure from a football standpoint, but Ziegler's time in Denver proved to be the launching pad for his career.

In his first season with the Broncos, he had menial tasks such as picking up people from the airport and putting cards on the draft board, but he didn't view them as beneath him. He kept the same attitude and approach. That stuck with McDaniels, who returned to the Patriots as their offensive coordinator in 2012. McDaniels and then-Patriots director of player personnel Nick Caserio — who was teammates with McDaniels and Ziegler at John Carroll — connected Ziegler with Bill Belichick and vouched for him before he was ultimately brought on as the assistant director of pro scouting in 2013.

"Dave is very smart," Caserio, whom Ziegler reported to from 2013 to 2020, said Wednesday. "He's got a very wide-ranging background and a lot of diversity in terms of his experience. ... His ability to kind of connect with people and see things through a different lens is something that's unique to Dave."

Ziegler was promoted to director of pro personnel in 2016 and assistant director of player personnel in 2020. Over the years, he learned the ins and outs of the Patriots' scouting philosophies from Caserio. And when Caserio left to become the Texans GM in 2021, Ziegler was promoted to fill his role as the director of player personnel. Beyond the fact that he'd been with the franchise for nearly a decade, his willingness to wear a number of hats and the way he excelled in several roles were key to his becoming the Patriots' most influential front-office staffer under Belichick.

“I just think the more exposure you have in any line of work, the more knowledge you have, and the more knowledge that you have, the better that you can perform your job,” Ziegler said. “All of those experiences have allowed me, I would say, to feel confident in my ability to run the scouting department. And I’ll still have things to learn, and I’ll learn things from the people that are here in this organization and ideas that they have and processes that they have that maybe are better than some of the ideas that I have myself. ... I think it’s been a unique ride for me to get to this point, but I think it all kind of came together to allow me to have some of the success that I’ve had.”

Ziegler had an extensive scouting history, but last year was his first time working hands-on when it came to negotiating contracts and managing the salary cap. He already had a close relationship with Belichick, but their bond strengthened as they worked more directly on a daily basis. He learned how to go about the process of planning for years to come, came to understand how his decisions could influence the big picture and gained a greater appreciation for the details.

“Bill is really dedicated to evaluating every single thing that we do at every point of the year and looking at it critically and then evolving and trying to figure out how we are going to get these things better,” Ziegler said. “I think that’s critical to not staying stagnant and to always making sure you’re moving forward with the best ideas and the best processes.”

With Belichick being the Patriots’ de facto GM, there was always going to be a limit to how high Ziegler could climb within the Patriots organization as long as he was there. The same went for McDaniels, who some speculated could eventually become Belichick’s successor. When the Raiders’ head coach and GM jobs came open and Ziegler and McDaniels emerged as candidates, the prospect of taking the next step of their careers together emerged. It didn’t work out in Denver, but they didn’t hesitate to take it.

“We’ve grown up together in a lot of ways and grown together,” Ziegler said. “It’s invaluable to have had some tough times and bumps in the road. That’s how you learn and get better.”

Ziegler and McDaniels have been friends for over 26 years and coworkers for more than a decade. They’re starting off with a level of familiarity that’s rare for any head coach and GM tandem, let alone one in their first season working together in that capacity. Naturally, they’ll be like-minded on many things and share philosophies for how the organization should be run.

“Any time you start a new program from the ground up, when you have two people that kind of speak the same language, I think it’s going to be beneficial to everybody involved,” Caserio said. “And I’m happy that both of them have the opportunity. They’ve earned it, and they deserve it.”

That doesn’t mean there won’t be any tension in their relationship. Ziegler has the final say on draft picks, free-agency signings and other roster transactions. There will inevitably be times when they disagree, but they believe that’ll be a positive toward making their tenure a success.

“Dave and I can challenge one another,” McDaniels said. “We can disagree with one another, but that never affects our loyalty to one another and our ability to try to do what’s best. And I think that’s the best part about our relationship is that we don’t always have to see everything eye to eye, but eventually we’re going to get to an agreement on what’s best for the Raiders.

“I couldn’t ask for a better partner.”

Team President Sandra Douglass Morgan

LAS VEGAS SUN

New Raiders president Sandra Douglass Morgan has deep roots in Las Vegas

By Sam Gordon

August 6, 2022

Some call it blazing trails; Raiders president calls it being qualified

By Bryan Horwath

September 6, 2022

Sandra Douglass Morgan is one of us.

Her dad was stationed at Nellis Air Force Base, and her mom was keno runner at some of the city's most beloved properties, the old Showboat and Imperial Palace.

Now she's one of the guiding forces of the Las Vegas Raiders, after being hired this summer as the team's president.

It's been a fast-moving two months on the job for Douglass Morgan, who is no stranger to being in the public eye in her hometown.

The Eldorado High School graduate is a former member of the Nevada Gaming Commission, chairwoman of the Nevada Gaming Control Board, board of directors member for Caesars Entertainment and commissioner for the Nevada Athletic Commission.

"My mother worked swing shift and worked holidays," Morgan said last month at a diversity town hall at Wynn Las Vegas. "We'd celebrate Christmas, but usually before Christmas. As the daughter of someone who was a keno runner at casinos, being appointed to the (Gaming Commission) was something that was a huge source of pride for my mother."

Douglass Morgan touched on a variety of issues in her comments at the town hall, including being the first Black woman to serve as an NFL franchise president. Here are some highlights:

Doing what's best for the Raiders

Morgan doesn't spend much time ruminating about how she's a trailblazer in the league – though she's constantly asked about it.

And it's not the initial time she's broken barriers.

She was also the first Black city attorney in Nevada history when in 2013 North Las Vegas hired her for that position. And at Caesars, she was one of just a handful of Blacks serving on the board of directors of a major Strip casino company.

"You don't want to be seen as this is the position you're getting because of your race, gender, religion or orientation," said Morgan, a graduate of UNR and the Boyd School of Law at UNLV. "You're getting

the position because you're qualified; you just happen to maybe look a little different or come from a nontraditional sect, but that doesn't take away from your value with the position."

With that said, Morgan was aware of what she might represent for many.

"I don't listen to it," Morgan said. "I just move forward and do a good job and do what's best for the Raiders. My work will speak for itself, but I also encourage people to be inclusive and be a good ally for people."

Raiders history of inclusion

Decades ago, former Raiders owner Al Davis, the late father of current owner Mark Davis, referred to a "Commitment to Excellence" that he expected people in the organization to have.

Morgan said the history of the team also included instances where the elder Davis and others publicly worked toward diversity and inclusion.

Morgan didn't realize until after she accepted the job that Al Davis had supported a boycott of the 1965 American Football League all-star game in New Orleans after players arrived in the city because of racist acts they encountered.. The game was moved to Houston after the players and Davis, then coach and general manager of the Raiders, spoke out about the injustices.

Davis also tapped Tom Flores as the team's starting quarterback in 1960, the AFL's inaugural year, making him the first Latino to start at quarterback in a professional football league. Flores later went on to become a Hall of Fame coach for the Raiders.

In 1989, Davis hired the modern NFL's first Black head coach, Art Shell, for what was then the Los Angeles Raiders.

"The Raiders have a rich history on diversity and inclusion," Morgan said. "For Al Davis to make that move in 1965, that was incredibly bold. Even though I never had a chance to meet him, I think part of his legacy and that 'Raider Way' is also about giving people opportunities and maybe finding those non-traditional candidates."

Don't worry about checking the boxes

Morgan said she prides herself on taking positions that place her out of her comfort zone.

She said she noticed that women sometimes didn't take the time to pursue a certain job unless they "check every box" of a job requirements listing.

"I tell people to go ahead and try it because they'll learn from that experience," she said. "I had to challenge myself to try this job. I think we have to go into situations optimistic believing that it will work. There are studies that show women are less likely to apply for a position if they don't hit all those boxes. I want to say don't worry about hitting those boxes."

Raising value

In her role, Morgan doesn't make player personnel decisions, but rather is responsible for other aspects of the franchise's business.

One of her main tasks in the role, she said, is to help increase the franchise's value. According to this year's annual Forbes report that lists the most valuable NFL franchises, the Raiders are worth about \$5.1 billion – the ninth most valuable franchise in the 32-team NFL.

It's not likely the Raiders will catch the most valuable NFL franchise anytime soon – the Dallas Cowboys are valued at over \$8 billion, according to Forbes – but moving to Las Vegas in 2020 has raised the team's profile on the balance sheet.

"We want to make sure we're retaining fans in Oakland and Los Angeles and everywhere else, but we also want people growing up in Las Vegas to know we're here," Morgan said. "Of course, I want to help increase the value of the team and increase revenue from events at the stadium. Personally, I also want to make sure everyone in our organization and doing business with the Raiders knows that they're partnering with an organization that believes in them and believes in Las Vegas."

As for results on the field, Morgan said the goal is clear.

"Hopefully, we'll be playing in the Super Bowl after this season in Arizona and in the 2024 Super Bowl in Las Vegas," she said..

THE ATHLETIC

New Raiders president Sandra Douglass Morgan has deep roots in Las Vegas

By Sam Gordon

August 6, 2022

Raiders training camp is underway, and silver bleachers line the north end zone at the practice field outside their Henderson headquarters. They are reserved the first Saturday of camp for family members and friends of Raiders players and coaches, or other organizational dignitaries – like the first Black female team president in NFL history.

Except Sandra Douglass Morgan chose not to sit there. She didn't care for the isolation, preferring bleachers on the sideline among the staffers and their families, the people she's grateful to lead.

"She knows she holds this prestigious position, but she's still Sandra Douglass Morgan from the east side of Las Vegas," said her husband, Don, four years a safety for the Minnesota Vikings and Arizona Cardinals.

"It didn't change her. People expected it to change. But it didn't, and that's why people gravitate toward Sandra."

And why the Raiders hired her.

Douglass Morgan was chosen last month to stabilize the Silver and Black, colors as synonymous with dysfunction as they used to be with Super Bowls. The franchise's second season in Las Vegas was the most tumultuous in its 63-year history, fraught with turnover in leadership that marred a 10-7 record and its second playoff berth since 2002.

Former president Marc Badain resigned last year in July, ending a six-year term amid what owner Mark Davis called “accounting irregularities.” Former coach Jon Gruden resigned in October upon the revealing of racist, misogynistic and homophobic emails he wrote from 2011 to 2018. Interim president Dan Ventrelle was fired in May, claiming his dismissal was retaliatory after he alerted the NFL about concerns of a hostile working environment.

Indeed, the organization has faced scrutiny from other former employees, who also alleged that a toxic workplace subjected women to forced demotions, unequal treatment and retaliation if they voiced concerns.

But Douglass Morgan has a track record of quelling chaos, steeled by nearly two decades as a lawyer working for some of the most influential entities in the city.

Her resume alone though cannot quantify the way her infectious, disarming smile and wry sense of humor ease interpersonal connection. Or how her youthful enthusiasm and pragmatic, analytical nature can spark or steady a group chat, household or — perhaps — an NFL franchise.

As team president, she’s oversees everything besides football, leaving that to first-year head coach Josh McDaniels and general manager Dave Ziegler, who were hired by Davis in January to begin the Raiders’ reset. She heads business operations that envelop the game-day experience at Allegiant Stadium and community initiatives across the Las Vegas Valley.

“When people think of Las Vegas, they think of the Strip. Which is fine. Great,” said Douglass Morgan, 44 and also proudly of Korean descent. “When people think of Las Vegas, I want them to think of the Raiders.”

Finding home

For now, Douglass Morgan equates Las Vegas with opportunity. “Endless opportunity,” she says, pausing after pondering its personal significance. It’s where her father Gilbert, a retired Air Force master sergeant, met her mother Kilcha, a former keno runner at Binion’s Horseshoe, Landmark and Imperial Palace.

A fortuitous meeting at the Hilton became a family on the city’s east side near Nellis Air Force Base, complete with Douglass Morgan and older sister Sonya, now a graduate professor in the Ivy League at Columbia.

Douglass Morgan was actually born on a base in Missouri, but her family moved to Las Vegas when she was a toddler.

Her dad worked traditional hours at a post office and her mom worked swing shifts in the casinos. One of the two would usually be home with the girls to encourage their curiosity and sense of identity.

“They’ve been a stable and consistent force in her life,” said lifelong friend Tanya Fowler, who too grew up near Nellis and spent plenty of blistering afternoons with Douglass Morgan at the base’s swimming pool.

Her parents would share stories of their encounters with customers — both the good and the bad — subtly weaving respect, empathy and patience into the fabric of their daughter’s character.

“You don’t realize it when you’re a parent, but children listen to a lot of things,” said Douglass Morgan, mother to son Dylan, 15, and daughter, Dana, 11.

Among the other things Douglass Morgan listened to: music by A Tribe Called Quest, Janet Jackson, Bobby Brown, Wu-Tang Clan, the Beastie Boys and steady parental encouragement to fill her time with extracurricular activities.

Those artists provided a soundtrack to a childhood filled with schooling in Clark County’s Academically Talented Youth Programs, stints in student government, ballet, track and field and afternoons at the old Wet-N-Wild on Las Vegas Boulevard.

Her precocious ambition only intensified upon enrollment at Eldorado High School, where she was cheer captain and class president. She held leadership roles within the school’s Human Relations Club, in which students discussed topics like Black history and racial equality. And the National Honors Society, befitting for one of the top 20 graduates in the school’s class of 1996 and the recipient of a prestigious Presidential Scholarship to UNR.

The suits she now sports were once Timberland boots, jeans, throwback jerseys and Starter jackets, affirming that style and straight A’s aren’t and won’t ever be mutually exclusive. She was voted to the homecoming court as one of Eldorado’s most popular and approachable students — bridging the cliques to which she never was confined.

“Everybody just loved her,” Fowler said. “For her, it’s like it doesn’t matter where you go. They remember her. She remembers them. She was able to just get along with everybody.”

That sentiment extended beyond the walls of Eldorado and throughout a Las Vegas Valley she would roam in her two-passenger 1974 Nissan 260Z. Her first job at Champs Sports inside the Meadows Mall helped her fill the gas tank and finance the socializing she’d sandwich around her scholastic schedule.

Be it an R&B concert at Stardust or Dunes, an evening at the mall, picnic at Lorenzi Park or prom at Green Valley, Douglass Morgan sought to strengthen connections between her network of friends throughout the city.

“She really could do it all, and that’s the best part of our friendship,” said Amanda Okundaye, a Clark alumnus and friend whom Douglass Morgan met while working at Champs.

“We could definitely be straight-A students, yet be cultural and enjoy ourselves.”

Leaving home

That said, Okundaye wasn’t surprised when she ventured from her Florida State campus to visit Douglass Morgan at UNR, where she’d organize and establish the chapter for Alpha Kappa Alpha — a historically Black sorority with which she remains involved. While attending UNR as an undergraduate, Douglass Morgan coordinated a series of trips with her closest friends to ensure she’d visit their colleges and they would visit hers.

They insist she’s still the proverbial glue that unites their inner circle. She wanted to see their schools and immerse herself in their college experiences.

So Okundaye immersed herself in Douglass Morgan's and noticed that "everybody loved her at Reno that you'd run into. From the dorms to on campus. Heck, we went to little hole-in-the-wall food places and it's just like 'Sandra!' like it's Cheers."

Or seemingly anywhere now in Las Vegas.

Nobody would love her in Reno more though than Morgan, then a safety at UNR whom she met inside Ross Hall where the English classes were housed. She prioritizes punctuality, but was running late for a change and collided with him while turning a corner after sprinting up a flight of stairs.

That accidental introduction fostered 20 years of marriage, but their relationship would begin only when Morgan sharpened his academic focus.

"She was the one who put education in the forefront for me. Almost a dating requirement," he recalled with a chuckle.

Education remained the dominant focus for Douglass Morgan, who graduated in three years from UNR with degrees in political science and communications. A constitutional law class triggered her interest in jurisprudence amid former President Bill Clinton's impeachment trial.

Intriguing talking points included the concept of legal precedent. Seminal Supreme Court cases like *Roe v. Wade* and *Brown v. Board of Education* were fodder for her desire to "dig a little bit deeper into the law."

Timing, she says, was great because UNLV's William S. Boyd School of Law opened in 1998 as she neared the conclusion of her undergraduate education. Its former dean, Frank Durand, helped convince her to apply after meeting her while visiting UNR's campus.

"I honestly did think I was going to leave Nevada," she said. "Most people did at that point."

Staying home

But Douglass Morgan wouldn't have been part of UNLV's third law class had she left. Wouldn't have been Nevada's first Black city attorney or appointed by Gov. Steve Sisolak as its first Black Gaming Control Board chairperson, either.

She probably wouldn't have met Davis, who spent 10 months quietly recruiting her before gleefully announcing her hiring July 7 with a press conference at Allegiant Stadium.

"The best person for the job. No question about that," Davis said.

She'd definitely be blazing trails somewhere else, though, because "if she wasn't, I don't know what she'd be doing," per friend Asha Jones, who met Douglass Morgan in 2000 while interning for former congresswoman Shelley Berkley.

"I don't believe there's any ceiling in her future," said esteemed Las Vegas lawyer Theodore Parker III, her first boss upon graduation from UNLV. "I think she can do pretty much what she wants."

Right now, she wants to live in Las Vegas. She wants to watch her son play basketball and her daughter dance. To model for them the integrity her parents modeled for her. She wants to plan pool parties for her friends and their families. She wants to celebrate their successes the way they celebrate hers.

She wants to advocate for those historically marginalized and disenfranchised.

She also wants to work for the Raiders.

After the introductory press conference concluded and the reporters dispersed, Douglass Morgan joined family members and friends inside one of the stadium's suites for food, beverage and a private celebration they realized would be rather brief.

"It's a work day. ... I really need to talk with staff. I need to talk with employees," she said, politely excusing herself to begin her presidential term.

Leaving everybody there in awe, yet again. "She handles it so gracefully. ... It's her. It's Sandra," Fowler said. "If it was going to be one of us, you knew it would be her. You kind of expect it to happen because that's who she's always been."

Director of Equipment Operations Bobby Romanski

RAIDERS.COM

A Family Legacy of Excellence: The Raiders and the Romanskis

By Rachel Gossen

September 13, 2022

What started as a summer job working training camps with his dad Richard has turned into a lifelong career for Bob Romanski, who was recently honored for his work as the Silver and Black's director of equipment operations with the 2022 NFL Equipment Manager of the Year award, the highest of honors within his field.

In fact, the Raiders have only ever had two equipment managers in franchise history – father and son.

"You can't separate the two. When you start talking about the Raiders, you've got to start talking about the Romanskis because they've been here forever," former Raiders linebacker Matt Millen said.

The Romanskis were woven into the fabric of the Silver and Black through a longtime friendship with late owner Al Davis.

Richard played quarterback under Davis on the Army Football Team in Fort Belvoir, Virginia, in 1953, later serving as an assistant coach on Davis' staff. When Davis was tabbed as head coach of the Oakland Raiders in January of 1963, he hired Richard as equipment manager.

"[Bob] and his dad built the shield, helped Mr. Davis and Mark build the shield," assistant equipment manager Danny Molina said. "I think he is just a great man for the organization to learn from; someone that's been here since he was a kid and represents the Raiders to the highest capacity."

The duties of an equipment team are endless.

They're the ones players and coaches know can deliver whatever they need – from fixing a ripped jersey or a broken helmet to grabbing anything forgotten in the locker room. The game can't be played without the work of EQ staffs keeping everything organized and in top shape.

Romanski grew up on the sidelines, watching and learning as his dad brought innovation and a strong work ethic to the team.

Today, he is a pillar of the Raiders' day-to-day football operations, serving as head equipment manager since he took over the position from his father in 1995.

"[Richard] was kind of getting to a point where he was really delegating most of the work to Bobby. I didn't know that at the time, and Bobby didn't talk about that," former Raiders linebacker Greg Biekert said. "But you could see Bobby was doing the majority of the things that needed to get done, taking care of the players when they needed something out on the field."

Romanski is entering his 51st season with the Raiders – 42nd as a full-time employee – and has established himself as a vital piece of the organization, a man who is constantly on the move.

"To this day, I don't think I've ever seen Bob sit down," Derek Carr said with a laugh. "I've been here nine years and for almost a decade, that man is a nonstop worker. ... If it needs to get done, he just does it. It's like, 'Man, you've got so much help Bob, you've earned the right to let other people do things,' and he still does all the work."

"He does not slow down. Since I've known him, all he does is work and try to do what's best for the Raiders all the time."

Romanski's talents extend outside of tape and towels. He has a knack for the artistic side of things, which he shows off every year during the annual "My Cause My Cleats" campaign. With a small airbrush in hand, Romanski spends hours painting cleats for each player's chosen charity.

He also enjoys architectural design work – a subject he considered studying before joining the Raiders – and with the move to Las Vegas a couple years ago, Romanski got the chance to create the perfect workspace for his staff, as well as the players.

He assisted in designing the locker room and equipment sections of Intermountain Healthcare Performance Center, as well as the locker rooms inside of Allegiant Stadium.

"He's got a wealth of knowledge about this organization," Millen said. "If the league had more Bobby Romanskis, it'd be an awesome place."

What truly sets Romanski apart to players, coaches and staff members is his humble heart. Many have described him as someone who goes above and beyond in both his professional and personal life, and with his experience treating the equipment room as a family unit, he extends that feeling to everyone.

"His legacy is the standard that is the Raiders – his commitment to excellence day-in and day-out for 40-plus years," said Adam Johnson, assistant equipment manager.

"I think Bob would tell you this: We would put our crew against anybody in the league in terms of efficiency, and a lot of it comes from the way that he treats us. He treats us like family."

For Romanski, the NFL Equipment Manager of the Year award is sure to be an honor, but it's unlikely to change much for him as he gears up for another season with the team to which he has dedicated his professional life.

"He's put his heart, sweat, tears, all into this organization for 50 years," Biekert said. "He's definitely a Raider, if anybody is."

Wide Receiver Davante Adams

ESPN.COM

Davante Adams finds his bliss en route to the Las Vegas Raiders

By Tim Keown

September 6, 2022

ON A FINE spring Saturday about a decade ago, Derek Carr asked his friend and Fresno State teammate Davante Adams if he wanted to go whitewater rafting. Adams shrugged. Sure, why not? Boating, he thought. Sounds fun. Adams's life experience to this point, it should be noted, had better prepared him for a trip to the moon than whitewater rafting. At least he'd seen the moon.

This adventure -- with a four-person crew of guide Ryan Soares, Adams, Carr, and Carr's girlfriend/now-wife Heather -- took place on the notoriously turbulent Upper Kings River in the southern Sierra Nevada. It started with Carr and Adams, a record-setting quarterback-receiver combination with obscenely lucrative careers ahead of them, standing on the shore, struggling to sausage themselves into too-tight wetsuits. They looked at the raft and the relatively calm waters at their feet and listened as Soares laid out the dangers that lie ahead.

Soares kept repeating one rule, over and over:

Whatever you do, don't stop paddling.

It started easy enough -- "a lazy river," Adams says -- before everything changed about a quarter-mile into the run. The sound of Banzai Hole came first, the roar of angry water Dopplering toward them, louder and louder, an enveloping sound of pending doom. "That's when their eyes got big," Soares says.

We won't bore you with all the technical talk of cubic feet per second, but one CFS is colloquially described as the water equivalent to one basketball rolling down a hill. Banzai Hole is a Class III rapid that can ascend to a Class IV when it's flowing like it does in the prime of late-spring snowmelt, at roughly 6,000 downhill basketballs per second. The water is just part of the problem with Banzai Hole, though; the 75-foot rock face on the other end of it is another. "If you fall out and end up having to swim, you're not going to die," Soares says, before rethinking it. "Well, technically you could."

Just before they entered the rapid, the biggest on the Upper Kings, Soares screamed over the roar of the water, "Hold on and don't stop paddling! If you stop, you'll flip the boat."

Adams grew up in East Palo Alto, California, a city of roughly 30,000 with a 2020 per capita income of \$32,000, a stark contrast to its Silicon Valley neighbors. (Menlo Park, right next door, had a per capita income of more than \$88,000.) He was 14 when he looked out the front window of his grandparents' house and watched a car creep along the street and stop in front of the house next door. As the windows were rolled down and someone began firing a gun at the house, Davante sprinted out the door and pulled his younger twin sisters back into his grandparents' house and to safety. Adams spits out a brittle laugh and says, "We don't whitewater raft in East Palo Alto."

But on that river with Carr all those years ago, with Banzai Hole thundering ahead, he caught the urgency in Soares's voice, though, and thought, Hold on? Hold on for what? What's about to happen? "So what do I do?" Adams says. "I stop paddling as soon as we get through there because -- literally -- we were going down."

Carr stopped paddling, too, which left it to Soares and Heather, whose outdoor -- and listening -- skills far exceeded the men's. "I had these two ripped, strong guys," Soares says, "and the moment I needed their power the most, they weren't there."

Adams was the first one to fall completely out of the raft, followed by Derek and Heather. Adams contends Soares stayed in the boat -- "He had the only seatbelt," he jokes -- but Soares says no. "The boat was cleared that day," he says, using rafting-guide talk for the unfortunate and unintended dispersal of all humans. "I can count on my hands the number of times I've cleared a boat on the Kings, and that was one."

So there they were, in nature's washing machine, bobbing in the churning froth, all those liquid basketballs pummeling them without mercy, their heads surfacing just long enough to steal a breath before being dragged under all over again.

Well, I guess this is where I die, Adams thought.

Soares estimates there's about a 10-second window for rafters-turned-swimmers to reach the shore before being forced to contend with the 75-foot rock face. They struggled, but they struggled in the direction of safety, and as they stood on the shore taking inventory while their hearts raced like hummingbirds, Soares relayed the news that at this point, with no way to leave the canyon, there was no choice but to finish the run.

Soares stops here and laughs before making an admission: He had a text exchange with Carr last month to make sure it was OK to discuss any of this. Carr replied, "Make us look like heroes," so Soares tells me, "After we cleared the boat, we had a talk on the shore, one more time, about how important it is to never stop paddling. From that point on, they were the best paddlers I ever had."

Adams relays the story as a testament to the unique bond he and Carr have developed over the years. ("We almost died together," he says. "People don't know that.") They set records in two seasons at Fresno State, worked out together every offseason and now -- after a vigorous recruiting campaign by Carr that led to the seismic trade of Adams from the Packers -- they'll attempt to navigate the roiling waters of the Las Vegas Raiders, where a capsized boat is traditionally a precursor to an encounter with a 75-foot rock wall.

Along with a new head coach (Josh McDaniels and all the attendant Patriot business that comes with it), Adams gives them hope for something more, something better and more meaningful than earning a mere playoff spot, a feat the Raiders achieved last year for just the second time in 20 years. He gives Carr, a quarterback who has amassed massive but often hollow statistics, something he has never had: a superstar receiver.

"I'm not here to be Superman," Adams says, but the first time Carr walked to the line at training camp and looked over to see his old friend in a Raider uniform, Carr says, "It was surreal. Like, 'Oh, my gosh, I can't believe we're doing this again.' Then the first touchdown I throw him, I'm like, 'Here we go. This is just the start.'"

The Raiders' playoff run last year, ending with a loss to the Bengals in the AFC wild-card round, was unlikely for many reasons. Among them: losing their head coach, Jon Gruden, after the release of a series of sordid emails; losing former first-round wide receiver Henry Ruggs III after he got drunk and killed a woman while driving 156 mph in the small hours of the morning; losing cornerback Damon Arnette, another first-round pick, when he was released after brandishing guns on social media.

"I mean, we had loss of life last year," Carr says. "We had a young player lose his career with a life-altering decision. We had our coach's situation. We had a first-round pick waving guns around. ... In my nine years with the Raiders, I've had to answer questions that I don't think anyone should ever have to answer, especially at 20-something years old. But now that Davante's come, and the coaches have made it just all about ball, it's been refreshing for me because I'm not answering questions about this controversy or that. I'm literally just answering questions about football."

The rapids, the Raiders -- the message never changes:

Whatever you do, don't stop paddling.

Sometimes the metaphors write themselves.

THE HOUSE LOOKS like a warehouse from the future: more than 10,000 square feet of glass and steel, a six-screen game room with one screen constantly beaming the Golf Channel, a kitchen so big Adams rides his electric bike around it -- circling the island, veering past a refrigerator the size of an SUV -- with his two-year-old daughter Daija in his lap. The lights of Vegas are down the hill, just far enough away. There's a championship golf course visible from the backyard, so close you can smell the sand trap baking in the sun.

You know you've made it when you live in a house that requires you to pass through two gates, and key in two separate gate codes, to reach it. Adams is sitting in the game room of this house -- his house -- draped across a massive sofa like a throw rug. He had just excused himself to put Daija to bed -- "Daddy's the only one that can do it," he says, beaming, as he heads upstairs -- and he's trying to convey how gratitude and disbelief collide in his brain every time he stops and remembers that this is where he lives.

"I came from the complete opposite of this," he says. "I'd never even seen anything like this until it was time to make it a reality for me and my family."

Adams, his wife Devanne, Daija and infant daughter Dezi got here after a series of events that felt chaotic and rushed but in reality were put into motion years ago. The March trade that ended his eight-year tenure with the Packers and sent him to the Raiders for two draft picks can trace its roots to

the on-field chemistry and off-field friendship between Adams and Carr that began as soon as Adams showed up on the Fresno State campus.

"When he showed up, I was like, 'This guy's different,'" says Carr, who was in his second year at Fresno. Adams was a redshirt freshman, and over the course of Adams' two seasons in Fresno they combined for 38 touchdowns and more than 3,000 yards. As professionals, after both were drafted in the second round of the 2014 draft, Adams and Carr lived near each other in the San Francisco Bay Area during the offseason and worked out together.

"He had this Raiders shirt he would wear when we would go hoop," Carr says. "I never made a big deal of it because I was just hoping he was speaking it into existence. And here we are."

Team executives and coaches are not allowed to contact opposing players, but there's no such thing as player-to-player tampering. "Oh, man," Carr says, "I was egregious." After the Raiders lost in the playoffs, Carr called his friend. "As soon as I saw his name pop up, I knew what it was about," Adams says, laughing. On the phone, Carr told him, "Hey, whenever you're ready, I'm ready. Let's figure this thing out." The Packers were preparing to play the 49ers in an NFC divisional-round game, and Carr wished him luck, doing his best -- but probably failing -- to give his friend the space he needed to focus on the moment. But that Sunday, after the Packers unexpectedly lost at home, Carr asked himself the existential question: How many days of mourning should a friend give another friend before hitting him with the full-court press?

"I'm not going to lie," Carr says. "I texted him the next day. I couldn't help myself."

As he walked off the field at Lambeau for what he knew might be the final time, Adams looked around and felt the emotion of the first eight years of his NFL career climb the back of his throat. On the day he and Devanne flew back to California, it was -13 degrees. "That was my last taste of Green Bay," he says. "It's kind of cool now that I think about it. It definitely sent me out on my way with a memory."

It's easy to picture Carr, more than halfway across the country, sitting at home, drumming his fingers and wondering how egregious was too egregious. They'd talked about this before, especially in 2017 before Adams signed on to stay in Green Bay, but this time felt different. The bond they forged in college through shared goals and personality traits -- devotion to family, ultracompetitiveness -- was nothing if not durable, lasting through eight NFL seasons.

"The time came where I had to think about my overall life and happiness," Adams says about his amicable split with his team of eight years. "Where do I want my kids to grow up? I love Green Bay but I'm a West Coast dude." Gizelle Hernandez for ESPN

Carr's recruitment efforts continued through the next two months, over golf -- a relatively recent outlet for Adams's ultracompetitiveness -- and throwing sessions. The Packers placed the franchise tag on Adams, which would have paid him roughly \$20 million with no security beyond this season. (Adams, who refused to play under the tag, calls it "a horrible thing for the players.") He had discussions with Aaron Rodgers, and even though sources indicate it was occasionally difficult for the two to connect during the offseason, the Packers quarterback, who had signed a new three-year contract, suggested his time in Green Bay was nearing an end and that Adams should make the decision that was best for him and his family. Adams ultimately asked the Packers for a trade even though they offered him what he admits was a bigger contract than the five-year, \$141.25 million deal he signed with the Raiders. Adams says, "It's not like I orchestrated this; nothing like that," but it was obvious from the beginning that Las Vegas was his preferred destination, and the Packers -- in deference to his contributions to the franchise, and probably to move him out of the NFC -- made it

happen. And so the fourth-leading receiver in Green Bay history, a first-team All-Pro in each of the past two seasons, a 29-year-old, still-in-his-prime superstar with 47 touchdowns in his last 57 games became the biggest star to change teams this past offseason.

"The time came where I had to think about my overall life and happiness," Adams says. "Where do I want my kids to grow up? I love Green Bay but I'm a West Coast dude and a lot of family -- especially my grandparents -- haven't been able to see me play in close to a decade of playing pro ball. It's all the same people that's coming -- and it's not a whole lot. It's hard to get into Green Bay, and it's expensive, too -- I'm like, why the hell is it expensive to get into Green Bay?"

"I had to leave every single weekend of OTAs to come back to California. Literally every single weekend I was flying back and forth, two flights each way on commercial flights. Four flights each week just to see my family. I wanted to be able to do OTAs and be with my team but not have to leave my wife and kids. That's huge for me. I'm a family man, and that was hella unnecessary travel."

He found out about the trade the old-fashioned way: through Twitter. Bears offensive coordinator Luke Getsy, a former assistant with the Packers, texted Adams a screenshot of a tweet breaking the news of the trade just as Heather Carr texted Devanne Adams the same news. "There were probably 100,000 people out there who knew I was on the Raiders before I did," Davante says. Derek Carr's recruitment campaign, a comprehensive strategy that began years before, had finally worked.

"The coolest part wasn't the football part; it was that I got my friend back," Carr says. "I think that's the coolest part."

IT'S HARD TO tell whether Davante Adams has an incredible memory or a penchant for grudges, but he can recite the name and draft position of every wide receiver that was chosen before him in the 2014 draft. ("They can't judge what a true dog is like on the field," he says.) He can probably come pretty close to giving you their statistics, too, and how they compare to his, which in most cases is poorly, some horrendously.

It's worth the rundown: Sammy Watkins at pick No. 4; Mike Evans at No. 7; Odell Beckham Jr. at 12; Brandin Cooks at 20; Kelvin Benjamin at 28; Marqise Lee at 39; Jordan Matthews at 42; Paul Richardson at 45; Adams at 53, the 21st pick of the second round. When he wasn't chosen on the first night of the draft, he instructed everyone at his East Palo Alto draft party -- there was an ESPN camera there, adding to the frustration -- to wear black on the second night. "That was the funeral right there," Adams says. "We were going to make sure everyone felt the wrath for not picking Davante Adams sooner."

He's not the biggest (6-1, 215) or the fastest, but a combination of obsessiveness and unrelenting competitiveness has made him one of the two or three best receivers in the NFL. There are times when the game gets so far inside him he literally detaches from reality -- in a good way, of course. Nick Robinson, Adams' best friend from high school and now a business associate, was having a conversation with Adams in Green Bay a few days before a 2020 Week 14 game against the Lions when he noticed his friend had checked out.

His eyes remained fixed on Robinson, his face went into rictus and sweat beaded on his forehead. Adams was gone, retreating into the crawl space of his mind.

"Bro," Robinson said, "you all right?"

As if responding to a hypnotist's finger-snap, Adams came back.

"Oh, sorry," he said. "I was just thinking about what I'm going to do to the Lions."

What he was going to do, he told Robinson, was score on a long pass play early in the game. "Fifty or 60 yards," he said, "after a short pass."

On the Packers' first possession, with a little more than eight minutes left in the first quarter, Adams released from the line with a stutter-step fake to the outside, then hit cornerback Amani Oruwariye with three quick strides to the sideline to gain a remarkable amount of separation in a remarkably short amount of time. Adams caught a Rodgers pass in stride and ran 43 of 56 yards unimpeded into the end zone. By the time he reached the end zone, there was no player, Lion or Packer, anywhere near him. He dropped the ball in the end zone and jogged back toward the sideline with all the exuberance of a detective rolling up on a crime scene.

"He goes into this trancelike state -- only a few people have seen it," Robinson says. "I don't think he even knows he's doing it. It's just so weird when it happens." Maybe that's why Adams is rarely enthused when he makes a big catch or scores. It's hard to act surprised when you know what's coming.

THE MOST INTERESTING stuff happens on the margins, away from the eyes of the world, in a place like North Gym at Fresno State. There's an entire Bible's worth of parables to be found in the pickup games on North Gym's basketball courts.

Adams was a sophomore at Fresno State and regularly the best player on the court at North Gym when he found himself matched up against a guy we'll call The Mouth (not his real name). The Mouth was good, too, and he may or may not have been a member of the Fresno State track team, but the particulars are lost to the mists of time. This guy was the stereotypical antagonist writ large, strutting around, proclaiming his greatness in that unique way peculiar to good basketball players in casual settings.

Most of the talk was directed at Adams. "This guy could hang with Tae," says Wyatt Mitchell, a classmate and, that day, a teammate of Adams. "It was very rare to find someone who could do that." Adams let the talk go, pretending he didn't hear it or that it didn't matter. But then something changed. The Mouth said something only Adams heard but everyone else felt. Adams stayed silent, but the molecules in the atmosphere had shifted.

"You could just see the look in Tae's eyes change," Mitchell says. "I thought, Here we go."

A little background: Adams was a star point guard on Palo Alto High's basketball team, and his mother, Pamela Brown, says, "We all thought he was going to the NBA." He missed his first two seasons of high school football after breaking the same arm three times, and he had decided to concentrate solely on basketball when his cousin Eric Washington, told him, "You should really get out there and play wideout."

Adams, who had been a quarterback in youth football, said, "Really? You know I'm a hooper; that's what it's about."

But Cousin Eric, dispenser of wisdom, said, "Man, you're 6-1 -- it's 6-8 point guards these days. You could go from being a small guard to a big wide receiver."

Adams teamed up with quarterback Christoph Bono, son of former NFL quarterback Steve Bono, to help propel Palo Alto to a state championship in 2010, and the exposure provided by that stage

attracted college recruiters. Fresno State's scholarship offer came before any basketball offers, and he accepted it to ensure his mom didn't have to pay for his education. He went to Fresno State intending to play both, but the time commitment to academics and football ended that dream. He told his mom, "I don't want to get hurt playing basketball and lose my football scholarship." Football paid the bills.

Anyway, back to the North Gym:

Adams called for the ball on the post, about five feet from the hoop on the left side. What followed is something Mitchell, now a college advisor at Montana State, says he'll remember for the rest of his life: "It was an athletic feat only a handful of people in the world could pull off." With The Mouth behind him, Adams spun and leaped into the air. The Mouth went up with him as Adams -- now facing the basket -- kept rising until he slammed the ball through the hoop with both hands. Along the way, he managed to wrap his legs around the defender's chest, so he was holding The Mouth in the air by his armpits. It was from this position that Adams did a chin-up on the rim, lifting not only his own weight but The Mouth's as well. ("I know, I know," Mitchell says, "but I swear this happened.") As he started to let go of the rim, he released his legs and left The Mouth sprawling on the floor.

Quietly, almost under his breath, Adams said just four words:

You can't guard me.

After a slight pause to reflect on what they'd just witnessed, everyone in the gym erupted at once. The Mouth scrambled to his feet, threw his arms in the air, collected his stuff and left the gym without saying a word.

ADAMS IS TALKING about how he became what he jokingly refers to as the Release King, and he has decided that words only go so far. He bounds off the couch and stands in front of the bank of big screens, his head covering the middle third of the Golf Channel. He's going to show me what he does when the ball is snapped, how he makes decisions based on split-second observations and frees himself in microseconds. He does this better than anybody, maybe anybody ever, and this private showing feels like an invitation to watch van Gogh demonstrate brush strokes.

He starts with what he calls The Hop, his most admired move, where he rises up like a kid about to get measured against a wall and then immediately drives past the corner -- inside, out or straight ahead, doesn't matter -- faster than thought. No move is preplanned; he never knows what he's going to do until the defensive back's reaction tells him. Each move is a variation of a basketball move, and it's why his mom says she doesn't miss watching him play basketball because "he plays basketball every Sunday." The Hop, Davante says, "is literally the same as a basketball crossover. In front of the screens, with the couch as the designated sideline, he does it once to the right, showing how he reads the defender's shoulders and subtly directs them away from where he's headed, and then repeats it to the left. ("I've obsessed over this," he says, unnecessarily.) Every move is intended to create indecision in the mind of the defender and eliminate the need to use physical contact to break free. It's fine to be known as a physical receiver, which he is, but another to be someone who needs to waste valuable seconds engaging in line-of-scrimmage jujitsu.

He sits down and says, "I've got to see how [a DB] moves naturally, and then from there I can almost design you. It's almost like a meal plan. If you're allergic to peanuts, you're not going to have peanut chicken, right? That's what I do, I give 'em peanut chicken off the line."

The obsession has led him to watch film not just for tendencies but emotions. He looks across the line and into the eyes of the defensive back and searches for one thing: fear. He knows it's in there -- some

bury it deeper below the surface than others -- and he knows he doesn't have to say a word to let it be known that he has detected its presence. He's unnerving, this man with the ice-cold temperament in a world of aggrieved, hot-blooded loudmouths who power their engines on slights both real and perceived. Attuned to false bravado, they're uncomfortable with quiet confidence.

"Nobody expects this, but the fear factor is really big in the NFL," Adams says. "The fear factor takes people out of their game before you even start the snap. It has a lot to do with how I'm able to win at such a high rate. People already have it in their minds that they can't stick with me, and it's hard for them to overcome that. Now they're just trying to soften the blow. They're not trying to dominate."

Once he senses the softening, Adams wins before the ball is snapped. His reputation for releasing off the line precedes him, allowing him to look across the line and decide if it's necessary to break out one of his better moves. Often, the mere threat of a good move negates its necessity.

"You need people like me to tell these types of things because it gives a better in-depth look at what the league looks like from the inside," he says. "It's human beings, not superheroes. This isn't a movie; these are people with real emotions, and fear is one of those emotions. I'm not one of the dudes you know much about. I don't put a lot out there. With me, they have to go strictly off the film. They know I'm not some joker out here doing a bunch of s--- just for the attention. It's like a mystery man who is completely dominating everybody. That's the mindset."

Maybe he's stumbled upon the ultimate definition of athletic excellence: being so good you don't always have to prove it.

THE KIDS ARE in bed, the sun has dipped behind the mountains, and Adams and his friend Robinson have taken to the streets. They bombed out of the house on the electric bicycles, and now they're swerving up and down the sloping street in front of the house. The fierce glare of a Vegas summer afternoon has yielded to a slight golden-hour reprieve. The bikes head down the hill and back up, the sound of laughter from two grown men signaling their direction.

"I've never seen him this happy," says Brown, Davante's mom. "Never. He's relaxed. He's starting to show people who he is, and there's a light in his eyes that tells me he's finally content."

He spent eight years being intentionally strategic about how much he doled out to the public -- "I wanted to make it before I put myself out there," he says -- but now he's giving the world a few selective peeks behind the curtain. A national Taco Bell campaign that depicts a roll call of Vegas clichés -- a magician, an Elvis impersonator, showgirls and Raiders fans -- ringing his doorbell to welcome him to town.

On occasion, his mom will remind him of his promise to return to college and complete his degree -- "Look at Steph Curry," she tells him -- but Davante sweeps his hand in front of him, drawing her attention to his wife and his two little girls and this gigantic house as if to say, "How could it be better?"

Mom can't argue. Devanne calls her husband "the best girl dad," and says, "Whenever it was time to leave for Green Bay, there was always a lot of anxiety. He's much more relaxed now." Nobody appears to begrudge him this happiness. He left tracks on the high road when he left Green Bay. There was no anonymous bad-mouthing as he headed out the door. His bosses thanked him for his work and wished him well. Adams has returned the favor, praising his time with Rodgers, saying, "People have called him a bad teammate. I would never say that about Aaron. He's a great teammate, and he's a winner. ... If he treated me poorly or I saw him treat somebody else poorly, I would just say no comment."

Rodgers is still in Green Bay, cosplaying Nicolas Cage and complaining about the play of his young receivers. A Wisconsin fall is nice, but it has a wicked habit of being followed by winter. Out here in the desert, Adams' golf/throwing/rafting buddy is, once again, his quarterback. His improving golf game can now find its rightful place as a year-round obsession. Those lights down below remain just another feature of the landscape, there to entice the gullible.

There's work to do. Don't stop paddling. The games will start, and he will line up and fix his clinical gaze across the line, searching for fear. He'll remain the quiet one amid the roar, perhaps the only one who truly understands that silence is a sound all its own.

Defensive End Maxx Crosby

THE ATHLETIC

Raiders DE Crosby bracing for fatherhood ahead of season

By W.G. Ramirez

September 2, 2022

HENDERSON, Nev. (AP) — Maxx Crosby's nickname is "Mad Maxx," an apt description given his play since the defensive end was selected by the Raiders in the fourth round of the 2019 draft.

His 25 sacks and 57 quarterback hits are both tied for 17th in the NFL since he entered the league.

If there is one word no one would dare associate with the sturdy 6-foot-5 edge rusher, it's soft.

Well, almost no one.

Fiancée Rachel Washburn is expecting their baby girl on Oct. 3, and the "girl dad" in one of the NFL's most feared pass rushers started glowing long before Nike began sending newborn outfits that Crosby has been proudly texting to friends.

"I would say 'soft' is a perfect word, especially with having a baby girl; it like pulls (on) their heartstrings even more," Washburn said. "But it's like the cutest thing ever watching him be so excited to be a father."

The 25-year-old Crosby recently displayed his excitement at the Las Vegas facility while talking about what may be the most important day of his life, just one month away.

During training camp, Crosby received frequent updates and videos from Washburn via text that kept him balanced and encouraged.

"I'm just super excited," Crosby said. "Seeing a baby kick around in her stomach is like the craziest thing. But it's incredible, it just gives me an extra bit of motivation having a daughter on the way. We've been talking about it for so long and finally, it's about to really happen. I can't wait until she gets here. We're going to have a blast, it's going to be great."

Washburn's due date is one day after the Raiders host quarterback Russell Wilson and the Denver Broncos.

So what if Washburn goes into labor one day sooner, or any given Sunday, for that matter?

"I've already talked to (coach Josh McDaniels) as far as planning for that," Crosby said. "We have an emergency team who is going to call me there if she goes into labor and everything like that. We're already ahead of the curve, I feel like it's just going to happen the way it's supposed to happen. I'm not stressing about it."

Nor should he, not after all he has endured. And overcome.

In 2019, after his rookie season, Crosby checked himself into rehab for alcoholism. He was in search of clarity and needed help in getting clean, so he could refocus his efforts on the field. After a ho-hum second season, Crosby turned in a banner third year for the Raiders, establishing career highs of 56 tackles and 30 quarterback hits.

"After rehab, I think something just clicked in his head," Washburn said. "I mean, he's always loved football and always been passionate, but something clicked and then he changed his regimen and he gets up at the same time, does literally every single thing at the same time every single day."

It's the type of regimen that has transformed Crosby from a fourth-round hopeful into a key leader for Las Vegas.

"The energy he brings every single day, and leadership he's been bringing, it's unmatched. I love playing with him, it makes my job easier," Raiders defensive tackle Kendal Vickers said.

It's something McDaniels appreciates as the coach heads into his first year with Las Vegas.

"He does everything every day that you could ask a player to do to help himself get better and help our team get better. There's no greater compliment that I could give him than that," McDaniels said. "He brings a lot of his teammates with him. He sets the standard for our work ethic, the way we practice, how we go about our jobs, how he is in the meetings. Everything that you would want from a player that's trying to ascend, he's doing it."

It's the same type of vibe Washburn knows he'll bring to parenthood for their daughter, along with matching Nike Air Force 1s, his favorite shoe.

Just don't call him soft on the field.

Wide Receiver Mack Hollins

THE ATHLETIC

Mack Hollins' Special start to his Raiders career, and why he's excited about the offense

By Vic Tafur

June 21, 2022

Mack Hollins just wanted to get close to the star athletes.

The new Raiders receiver attended the Special Olympics USA Games in Orlando two weeks ago and went to dinner with several athletes who won medals.

It might have been an even bigger deal to Hollins than it was to the athletes. Hollins has been volunteering with the Special Olympics for five years and has worked his way up to being a champion ambassador for the organization.

“I get more access to the athletes,” Hollins said last week in a telephone interview. “The athletes are what has always drawn me to it. Just the way that they really attack anything in life and how genuine they are. They have no ulterior motive, they are just there playing sports that they love, and they are going to treat you like you treat them.

“They don’t need anything out of me. They think it’s cool that I play for the Raiders, but they could care less, at the end of the day. They’re just happy to have another supporter watching them.”

Hollins reached the NFL despite not having any Division I offers coming out of high school, but the obstacles he overcame pale in comparison to those of many of his lifelong friends.

“People put them down, people tell them they can’t do something – and they still persevere and they continue to be able to be great – that is so great for me to see as an athlete,” Hollins said. “I realized that I had a pretty easy road. Nobody told me I couldn’t do it the way that these athletes were told their whole lives, and yet, here they are competing for Olympic gold.”

Terrence Thornton, the executive director of Special Olympics Nevada, said Hollins’ involvement is “really important” to the athletes.

“We focus on inclusion, and we work really hard to get peers that love sports that want to engage with our athletes,” Thornton said. “Pro athletes like Mack participating in sports with them fosters that spirit of inclusion, and helps them be at their greatest. They’re inspired to work hard and have discipline to meet their personal goals when it comes to their sport. It’s very special to them.”

Hollins and Raiders punter AJ Cole also participated in a send-off at Caesars Palace for Nevada athletes before the USA Games, and the Raiders are one of the signature sponsors for the Special Olympics’ fall flag football season.

As a champion ambassador, Hollins not only gives his time and serves as a role model, but helps promote awareness of the Special Olympics and their inclusion programs.

“These are people with intellectual disabilities, but when it comes to sports, they definitely have ability, and professional athletes like Mack help spread that message of inclusion,” Thornton said.

Hollins, 28, grew up in Rockville, Md., and first learned about the Special Olympics because he had a neighbor who competed.

“And then I got to college, and one of my close teammates had a brother who competed who had intellectual disabilities, so I got a little bit closer and started doing a little bit more,” Hollins said.

Hollins was drafted by the Eagles in the fourth round in 2017, and won a Super Bowl ring as a special teams player as a rookie before sustaining a groin injury in 2018 and being waived in December 2019. He was claimed by the Dolphins, and that's when his career and his involvement with the Special Olympics really took off.

"I started speaking for Special Olympics at radio row at the Super Bowl," Hollins said. "Then I became an ambassador, and this past year I became a champion ambassador. We had a Zoom call over COVID on Capitol Hill to try and raise funds, went to schools and different things like that. My role has grown, but my passion has always been there."

Hollins is also very excited for a new start with the Raiders. After having a combined 30 catches for 399 yards and five touchdowns with the Dolphins the last two years, the 6-foot-4, 221 pounder may match those numbers. It seems there is a good chance he will be the Raiders' No. 4 target behind receivers Davante Adams and Hunter Renfrow and tight end Darren Waller.

"Yeah, I'm super excited," Hollins said when he signed. "Going into my sixth year, it's always exciting to be able to play football, but it's a little different coming here because I think I can really get an opportunity to excel here."

Raiders fans will remember Hollins from a loss to the Dolphins in Week 16 of 2020 that cost them a possible playoff spot. Miami quarterback Ryan Fitzpatrick, while having his facemask grabbed and ripped back by Arden Key, completed a 34-yard, no-look pass to Hollins with 12 seconds remaining. The completion and 15-yard penalty set up a last-second score and 26-25 win for the Dolphins.

"I figure it's only right I come back and try to do a few more of those plays in Silver and Black," Hollins said.

Hollins is confident that Raiders coach Josh McDaniels will bring out the best in him, and he loves how players move around in this offense.

"You see (Hunter) Renfrow out wide, you see him in the slot. It's not really one dimensional," Hollins said after he signed. "And I think that's big for me because I think I can be more than an outside guy. I think in the NFL, a lot of times you get put in the box. If you're over 6-3, then you're an outside guy. If you're under 6-2, then you're an inside guy, and if you're in the gap in between, you're just kind of, I don't know, are you fast enough to run by guys or not?"

Hollins feels he will be able to earn a bigger role than he has had in the past. Where on the field that will be should be determined in training camp next month.

"That's encouraging to go out there and play your heart out and they'll make the puzzle pieces fit," he said.

Hollins led the nation in yards per catch (24.8) as a junior at North Carolina. He said he has worked hard so that his route running is on par with his ability to stretch the field.

"I can go in the slot, and I can beat defenders one-on-one," he said.

He has always been a hard worker with a serious approach to the game, dating back to his senior year at Wootton High School. Hollins came to school wearing a suit and tie and carrying a briefcase that year.

“You dress for the job you want,” Hollins told Capital News Service back then, “not the job you have.”

He spent a year at Fork Union Military Academy before walking on at North Carolina.

“Never getting comfortable with where you are, never thinking you’ve arrived,” Hollins said. “And that’s the message of the NFL — once you think you’ve arrived, that’s when they ship you out. So, just continuing to put in work, continuing to act like it’s 2017 and I’m a rookie coming out of North Carolina. And that’s how I’ll continue to elevate my game and continue to make plays when called upon.”

Just like the Special Olympics athletes who Hollins cheers on.

“Being able to play sports with them is always a blast,” Hollins said. “People discredit the abilities of people who are intellectually disabled. They just think that they can’t do half the stuff that people say normal people can do, but they do everything — maybe a little bit slower or in a different way, but they got sass and they got jokes and they can do everything.

“Everybody has a little niche that they are great at ... The Special Olympics has helped me take away the excuses. These athletes are performing at an extremely high level, and here I am at practice, ready to make an excuse as to why I can’t do something, and I remember that there are people pushing through way harder things — with way more people doubting them.”

Fullback Jakob Johnson

THE ATHLETIC

Raiders’ Jakob Johnson’s journey from Germany to become a ‘self-made’ NFL fullback

By Vic Tafur

July 7, 2022

Of all the Patriots who have joined the Raiders this offseason, it's easy to forget about Jakob Johnson. The fullback is from Stuttgart, Germany, and is one of just two German-born players to ever score a touchdown in the NFL. (The other, if you're ever at trivia night at a Biergarten, was Giants defensive tackle Markus Kuhn eight years ago.)

For the first year that Johnson played football at 13, he said his knowledge of the sport consisted of "run a route, catch the ball and run as far as you can."

But Johnson, whose first name is pronounced YAH-kobb, has come a long way. He found his way to the U.S. — and then back again after a detour home — and is an important piece to the puzzle that new general manager Dave Ziegler and coach Josh McDaniels are putting together in Las Vegas.

The new regime brought over several coaches and former players from the Patriots, including pass rusher Chandler Jones (he played for New England from 2012 to 2015), safety Duron Harmon (2013-19), tight end Jacob Hollister (2017-18), quarterback Jarrett Stidham and running Brandon Bolden. But one of their first moves was cutting team captain and very effective fullback Alec Ingold and bringing in Johnson.

And it wasn't because of the 13 catches and zero rushing attempts Johnson had in 37 starts the last three seasons for New England.

"He's a grinder, man," McDaniels said. "He's a self-made football player. He comes to work every day, takes great care of his body. He's really a tough player, good teammate, unselfish, willing to do anything you ask him to do."

"He'll block, he'll line up outside of the backfield. He'll play in a punt team. He does a lot of stuff for your football team, and he adds a lot of value and toughness to it."

To really appreciate what the 6-foot-3, 255-pound bruiser brings to a team, one has to know Johnson's story. He was a kid who was too big and physical for soccer and discovered American football watching the Super Bowl on television. He played in Stuttgart for the Scorpions in the German Football League (GFL) and then went to Florida, to Tennessee, back to Stuttgart, to London and back to Florida before getting what essentially was a one-year internship with the Patriots.

(That was through the NFL's International Player Pathway Program. Starting in 2017, a handful of players can train with a selected team for a year while being paid around \$120,000. A different division participates each season, and 2019 was the AFC East's turn, with Johnson delegated to the Patriots.)

Johnson had a locker next to the "exit" door in the Patriots locker room and as coach Bill Belichick said then, he was No. 91 on the 90-man roster.

"It is crazy how it was all able to come together," Johnson said in a phone interview last week.

Besides helping bring McDaniels' message to Raiders players, he is raising awareness and funds for the sport in Germany and in the U.S. Johnson, 27, held his first football camp in Germany in April, and this Saturday he is holding a free camp for kids in Jacksonville.

The camp is at Ribault High, which Johnson attended for six months in 2013 after he had emailed every college football coach in the U.S. and asked for a chance to play.

“I didn’t want to leave any stone unturned and have any regrets later on,” Johnson said.

Three college coaches got back to him. Colorado, Hawaii and UTEP said they might be interested if he came to the U.S. and played at a prep school first. That was enough for Johnson to pack up and leave — he had an aunt and other family members in Jacksonville who he had visited in the past. Even though he had graduated from high school in Germany, he wasn’t 19 years old yet and was still eligible to play high school football in Florida.

Johnson, who had taken English classes growing up, took the ACT test the morning of a Stuttgart game to help convince the high school he could make the transition. But still, it wasn’t easy.

“It was a much bigger culture shock than I ever thought,” Johnson said. “If you live in Europe, you think you are very familiar with American culture through the music, movies and pop culture. But it’s a lot different.”

When the season started, the linebacker made some plays on the field and some new friends came along with that. Teammates who had looked quizzically at the kid who jogged from his aunt’s house to school started joining in.

“I came into town this naive German meathead and I got all the guys to start staying after practice and doing extra weight-room work,” he said. “I was doing it because I wanted a college scholarship, and some of the guys had given up on that idea because the school had always been under-recruited and underfunded.

“But the guys bought into my dream as well — ‘If this German kid can do it, so can I’ — and some also went to college.”

Idaho was the first college to recruit Johnson, but the buzz escalated quickly. Rutgers, Tulane, Syracuse and Central Florida had interest and then the hard-hitting linebacker had an interception in a game that Tennessee defensive backs coach Willie Martinez was attending,

Johnson made his official recruiting visit to Knoxville in December.

“I had the famous steamed roast beef sandwich at Gus’s Good Times Deli, and the next day they took me to a game and then to the coach’s house to see all the championship rings,” Johnson said. “I was like, ‘Where do I sign?’ I was ready to sign when I cleaned off the plate at Gus’s.”

Johnson never really hit his stride at Tennessee as the coaches didn’t know where to use him — he played at linebacker and defensive end before making the switch to tight end. He played all of 13 games — mostly on special teams — in four years there.

“I went back to Stuttgart thinking football was over for me,” Johnson said. “I was going to go to med school and get re-oriented with life.”

His old friends on the Scorpions had other ideas, urging him to come out and have some fun like the old days. He said he started playing with them again as a favor.

“Growing up, playing for the Scorpions, we did everything together every day,” Johnson said. “We worked out together, practiced, ate together and then played Madden to learn more about football.

And all the meatheads that I grew up with were playing for the adult team, and when they heard I was hanging my cleats up, they called me and they called the team president.

“They were the reason I kept playing, that summer. They were playing for the love of the game and I was able to find that again too.”

Johnson moved back in with his mom and got a job as a bartender while playing for the Scorpions. He had 43 catches for 474 yards in 12 games. NFL representatives watched one of his games and invited him to a tryout in London for a spot in their Pathway Program.

Johnson put all the tips together from his bartending job and hired a personal trainer. His girlfriend handled his nutritional plans and diet and he was more than ready for the tryout in October. Johnson thought it went well, but didn't hear back from the league for two months.

Finally, he got the call. The league was going to bring him and six other international players to Bradenton, Fla., to train as part of the program. And, he was a fullback now.

“They thought I could make a roster at fullback, and Earnest Byner was the running backs coach there who really helped me,” Johnson said.

Johnson said he was so nervous that he was two hours early for his first meeting with Belichick. And after that, he and Belichick often arrived at the facility at the same time, around 5 a.m. He made a good enough impression that the Patriots did not designate him as an international player and put him on their 10-man practice squad that 2019 season. When starting fullback James Develin went down with a neck injury, Johnson was ready to step in. (Had he been designated as an international player, he would not have been eligible to be added to the 53-man roster that season.)

“He puts literally every ounce of energy he has into this job and into our team and he's totally earned everybody's respect for that,” Belichick told reporters last year. “He is one of the top five players I have ever coached in terms of year-to-year growth.”

Last season, Johnson was honored by the league and Patriots owner Robert Kraft for becoming the third player from the Pathway Program to play 1,000 snaps in the league.

“A couple of years ago,” Kraft said, “I remember a couple of coaches here talking about Jakob and saying he's not very good, and look where he is today. ... He's worked hard, he's really gotten the respect of everyone, he's had such progress.”

Johnson, though, was allowed to hit free agency this spring and the Raiders pounced, signing him to a one-year, \$1.5 million deal. (There was a report that had Johnson saying the Patriots told him they were phasing out the fullback position, but he said that was a bad translation from a German interview he did.)

There is no denying that Johnson is excited to be back with McDaniels.

“He will always be the offensive coordinator that gave some unknown, unproven German guy an opportunity to play and carve out a role in his offense,” Johnson said. “When someone extends that trust to you, that puts responsibility on you to make good and earn that trust.”

That unknown player returned to Germany in April to hold that football camp, and found that he is unable to walk around town without kids running up for autographs. “It must be the dreads,” he said, laughing.

Two hundred kids showed up for the camp in Ludwigsburg, with fans also attending to cheer them on and catch a glimpse of Johnson, former NFL players like Björn Werner and potential future players like defensive back Marcel Dabo, a member of this year’s Pathway Program who signed with the Colts.

“It was a big football fest for the German community,” Johnson said. “Everyone is excited about the first NFL game that is coming.”

That will be Nov. 13, when the Buccaneers and Seahawks play in Munich at Allianz Arena, home of FC Bayern Munich.

“Long overdue if you ask me,” Johnson said. “When it comes to football in Europe, Germany has always been leading the charge. The German Football League was always the best football being played on that continent. The NFL going to England first makes sense because the language barrier is less, but the true football fans are in Germany and you will see that this fall.”

Jakob Johnson, center, was on hand for the NFL’s announcement in February of its first regular-season game in Germany. He’s joined by NFL International chief operating officer Damani Leech (left) and NFL executive vice president of club business and league events Peter O’Reilly. (Kirby Lee / USA Today)
The game’s fans are younger and younger and the message they received from Johnson at his camp was simple.

“If you do commit to this football journey, you can go somewhere now,” he said. “In the past, a lot of the better athletes ended up transitioning to other sports or dropping out of sports completely.”

This weekend’s camp, meanwhile, is more generated toward helping kids in the Jacksonville area.

“My football journey started there,” Johnson said. “If it wouldn’t have been for my family there taking me in and letting me go to high school there, I would have never ended up at Tennessee or in the NFL. It’s been on my mind since the beginning — if I do get a chance to go somewhere with football, I want to give back to that area and that school.”

After that, it will be time for another camp, as veterans report to Raiders training camp on July 20. The bruising blocker will help an offense that added explosive receiver Davante Adams still be effective running the ball, as all of the former Patriots try to help the Raiders and their new staff return to the playoffs for a second straight season.

“Jakob embraces his role every day and he’s an unselfish teammate,” McDaniels said. “I just really enjoy being around him. A lot of what Jakob does rubs off on a lot of people, and I think there’s a lot of value in that.”