

BALTIMORE RAVENS GAME RELEASE

UNDER ARMOUR PERFORMANCE CENTER | 1 WINNING DRIVE | OWINGS MILLS, MD

PH: 410-701-4000 | BALTIMORERAVENS.COM | TWITTER: @RAVENS

WORLD CHAMPIONS: SUPER BOWL XXXV (2000) & SUPER BOWL XLVII (2012)



LOS ANGELES CHARGERS AT BALTIMORE RAVENS



[4-1]

WEEK 6 – SUNDAY, OCT. 17, 2021

[4-1]

1 P.M. ET – M&T BANK STADIUM (70,745)

QUICK HITS

- X It's a battle of first-place teams in their respective divisions when the Baltimore Ravens (4-1) host the Los Angeles Chargers (4-1) on Sunday, Oct. 17 at M&T Bank Stadium (1 p.m. kickoff). Riding a four-game winning streak, Baltimore faces a surging Chargers squad that has won three straight.
- X The Ravens hold a 7-5 all-time regular season series lead over the Chargers, including a 3-1 mark in Baltimore. These teams last met during the 2018 Wild Card playoffs, when Los Angeles upended the Ravens, 23-17, in Charm City. Under head coach **John Harbaugh**, Baltimore is 4-3 overall against the Chargers.
- X Baltimore owns a 17-4 regular season record at home vs. teams from the West Coast. Additionally, the Ravens aim to capture their third win against the AFC West this season, after beating Kansas City in Week 2 and Denver in Week 4. (Baltimore fell in OT at Las Vegas in Week 1's opener on Monday Night Football.)
- X On Monday (10/11), the Ravens prevailed in another thrilling game when Baltimore overcame a 19-point deficit to beat the visiting Colts, 31-25, in OT. Down 22-3 late in the third quarter, **QB Lamar Jackson** led a furious comeback, with Baltimore scoring 22 unanswered points, aided by a **DE Calais Campbell** blocked FG in the fourth quarter. Jackson finished the night 37-of-43 (86.1%) for a franchise-record 442 passing yards and 4 TDs (2 each to **TE Mark Andrews** & **WR Marquise Brown**). Jackson also found Andrews for two 2-point conversions, including a connection that sent the game to OT. Andrews recorded a personal-best 147 receiving yards on 11 catches, while Brown hauled in 9 for 125.

UPCOMING SCHEDULE

- Wed. Oct. 13: 3 p.m. Practice / Media Viewing
5 p.m. John Harbaugh & Player Podium Interviews
- Thur. Oct. 14: 11:15 a.m. Coordinators & Player Podium Interviews
1:15 p.m. Practice / Media Viewing
- Fri. Oct. 15: 11:10 a.m. Practice / Media Viewing
12:50 p.m. John Harbaugh & Player Podium Interviews

CALLING THE ACTION

Television: CBS / WJZ Ch. 13 (Baltimore)

- Greg Gumbel (play-by-play) - Adam Archuleta (analyst)
- AJ Ross (sideline) - Jonathan Segal (prod.) - Mark Grant (dir.)

Local Radio: WBAL (1090 AM) & 98Rock (97.9 FM)

- Gerry Sandusky (PBP) - Femi Ayanbadejo (analyst)

National Radio: ESPN Radio

- Marc Kestecher (PBP) - Ben Hartssock (analyst) - Ian Fitzsimmons (sideline)

COACH HARBAUGH SAYS

COACH HARBAUGH ON THE RAVENS' PASSING GAME & RESILIENCE:

"First of all, we have Lamar Jackson. Next of all, we have a bunch of guys just like Lamar Jackson, with heart, spirit, soul, persistence and faith. Faith and favor – they're tied together. ... We're trying to win the next game whatever way we can. We didn't doubt that we could throw the ball. We didn't doubt any of our guys' ability to make plays in the passing game. We're just trying to be as good as we can be from one week to the next. We have to keep improving."

INJURY UPDATE

The Ravens have 17 players on Injured Reserve, including starters/standouts **WR Rashod Bateman** (groin, who was designated to return to practice in Week 4), **TE Nick Boyle** (knee), **RB J.K. Dobbins** (knee), **RB Gus Edwards** (knee), **CB Marcus Peters** (knee), **G Tyre Phillips** (knee) and **DE Derek Wolfe** (back/hip). All-Pro **T Ronnie Stanley** (ankle) has not played in the past four games, while starter **S DeShon Elliott** (quad) has missed the past two.

NOTE THE QUOTE

DE CALAIS CAMPBELL ON THE RAVENS' MINDSET & BELIEF:

"Football is such a momentum-based game, and when you start to believe, you just create that character, and really, it reveals character – just who we are. The front office did a great job bringing in the kind of guys who never quit, who have so much heart and fight in them. The way we prepare, we know what we're capable of doing. When you create that kind of confidence, that kind of belief, it really builds that character you need to have a chance at the end of the year."

JACKSON: ALL-AROUND THREAT

NFL PASSING YARDS / 2021


Rk.	Player	Yards
1.	Tom Brady	1,767
2.	Derek Carr	1,605
3.	Matthew Stafford	1,587
4.	Justin Herbert	1,576
5.	Lamar Jackson	1,519

NFL RUSHING YARDS / 2021

Rk.	Player	Yards
1.	Derrick Henry	640
2.	Nick Chubb	523
3.	Ezekiel Elliott	452
4.	James Robinson	387
5.	Joe Mixon	386
6.	Alvin Kamara	368
7.	Austin Ekeler	349
8.	Lamar Jackson	341

NFL RUSH + PASS YARDS / 2021

Rk.	Player	Yards
1.	Lamar Jackson	1,860
2.	Tom Brady	1,803
3.	Patrick Mahomes	1,643



X In Baltimore's past three games, Jackson has completed 67.6% of his passes for 1,045 yards, 6 TDs & 1 INT (111.9 rating). He's completed an NFL-high 11 passes gaining at least 25 yards during this span.

Chad Steele - SVP of Communications ■ Patrick Gleason - VP of Public Relations ■ Marisol Renner - Director of Publications ■ Tom Valente - Director of Public Relations
Vernon Dennis - Public Relations Coordinator ■ Brooke Balzano - Public Relations Intern ■ Dan Horowitz - Public Relations Intern

RAVENS INFORMATION

2021 SCHEDULE [4-1]

Date	Opponent	Time/Result
Mon. Sept. 13	at Las Vegas Raiders	L, 27-33 (OT)
Sun. Sept. 19	Kansas City Chiefs	W, 36-35
Sun. Sept. 26	at Detroit Lions	W, 19-17
Sun. Oct. 3	at Denver Broncos	W, 23-7
Mon. Oct. 11	Indianapolis Colts	W, 31-25 (OT)
Sun. Oct. 17	Los Angeles Chargers	1 p.m.
Sun. Oct. 24*	Cincinnati Bengals	1 p.m.
Sun. Oct. 31	Bye Week	
Sun. Nov. 7*	Minnesota Vikings	1 p.m.
Thurs. Nov. 11	at Miami Dolphins	8:20 p.m. (FOX/NFLN)
Sun. Nov. 21*	at Chicago Bears	1 p.m.
Sun. Nov. 28*	Cleveland Browns	8:20 p.m. (NBC)
Sun. Dec. 5*	at Pittsburgh Steelers	4:25 p.m.
Sun. Dec. 12*	at Cleveland Browns	1 p.m.
Sun. Dec. 19*	Green Bay Packers	1 p.m.
Sun. Dec. 26*	at Cincinnati Bengals	1 p.m.
Sun. Jan. 2*	Los Angeles Rams	4:25 p.m.
Sun. Jan. 9*	Pittsburgh Steelers	1 p.m.

* Flexible Scheduling Games All Times Eastern

NUMBERS TO RAVE ABOUT

1 – Team (the Ravens) to have two players post at least 400 receiving yards, entering Week 6: WR Marquise Brown (451) & TE Mark Andrews (400).

7 – Receptions gaining at least 25 yards by WR Marquise Brown this season, tying Deebo Samuel for the NFL's most. Of Brown's 7 such catches, 3 have resulted in TDs over 40 yards.

10 – Receiving TDs of 20+ yards by WR Marquise Brown since entering the league in 2019, tied with Mike Evans for the NFL's second most (Tyreek Hill – 15).

39 – TD catches by WR Marquise Brown (20) and TE Mark Andrews (19) dating back to 2019. Their 39 receiving TDs since '19 rank as the NFL's second most by a current WR-TE combo, only behind KC's Tyreek Hill (26) and Travis Kelce (20) – 46.

MOST RECEIVING YARDS NFL TIGHT ENDS (2021 SEASON)

Rk.	Player	Yards	Rec.
1.	Mark Andrews	400	29
2.	Travis Kelce	369	30
3.	Darren Waller	319	28
4.	Kyle Pitts	308	24
5.	Dalton Schultz	280	26

X In Week 5, Andrews set career highs in receptions (11) and receiving yards (147), also tying a career high with 2 TD catches and setting a personal best with two 2-point conversion catches. He became the first NFL player since the 1970 merger to have 2 receiving TDs and 2 two-point conversions in a game.

BIG-PLAY OFFENSE

Entering Week 6, the Ravens' offense has registered 31 plays gaining 20+ yards, a mark that ranks as the NFL's most. Baltimore's 7 runs of 20+ yards tie (Cle.) for No. 1, while the Ravens' 24 "big" pass plays stand No. 3 in the league.

OFFENSIVE PLAYS GAINING 20+ YARDS / 2021 SEASON

Rk.	Team	20+ Plays	Runs	Passes
1.	Baltimore Ravens	31	7	24
2.	Tampa Bay Buccaneers	29	1	28
3.	Las Vegas Raiders	27	2	25
4.	LA Chargers	24	3	21
5.	Ari., Buf., LAR & Sea.	23	n/a	n/a

JACKSON'S TOUCHDOWNS

X QB Lamar Jackson has recorded either a rushing or passing TD in 41 straight games, marking the longest-active streak by an NFL QB. (Next best is Patrick Mahomes – 30.) Jackson's streak also ranks as the fifth longest in NFL history.

X Jackson has posted 95 total TDs (passing + rushing) through his first 42 career starts, the fourth most in league history.

MOST CONSECUTIVE GAMES WITH EITHER A RUSHING OR PASSING TOUCHDOWN / SINCE 1970 MERGER

Rk.	Player	Games	Start-End Date
1.	Drew Brees (NO)	54	W6 2009-W12 2012
2.	Tom Brady (NE)	52	W1 2010-W4 2013
3.	Peyton Manning (Ind./Den.)	51	W11 2010-W13 2014
4.	Drew Brees (NO)	45	W14 2012-W10 2015
5.	Lamar Jackson (Bal.)	41	W12 2018-present

MOST CONSECUTIVE GAMES WITH EITHER A RUSHING OR PASSING TOUCHDOWN / ACTIVE STREAKS

Rk.	Player	Games	Start-End Date
1.	Lamar Jackson (Bal.)	41	W12 2018-present
2.	Patrick Mahomes (KC)	30	W5 2019-present
3.	Ben Roethlisberger (Pit.)	20	W1 2020-present

MOST TOTAL TOUCHDOWNS (PASS + RUSH) FIRST 42 STARTS / NFL HISTORY

Rk.	Player	Total TDs	Pass	Rush
1.	Patrick Mahomes (KC)	112	106	6
2.	Dan Marino (Mia.)	100	98	2
3.	Kurt Warner (STL)	96	95	1
4.	Lamar Jackson (Bal.)	95	75	20
5.	Deshaun Watson (Hou.)	94	79	15

2021 AFC NORTH STANDINGS

Team	W	L	T	Home	Road	Div.	Con.	PF	PA	Strk
Baltimore	4	1	0	2-0	2-1	0-0	3-1	136	117	W4
Cincinnati	3	2	0	2-1	1-1	1-0	2-0	114	100	L1
Cleveland	3	2	0	2-0	1-2	0-0	1-2	142	114	L1
Pittsburgh	2	3	0	1-2	1-1	0-1	2-2	94	112	W1

RAVENS / CHARGERS INFORMATION

2021 NFL RANKINGS

OFFENSE

Category	--Ravens--		--Chargers--	
	Stats	Rank	Stats	Rank
Total Offense	440.6	1	411.4	7
Rush Offense	148.8	4	108.4	17
Pass Offense	291.8	6	303.0	3
Points Per Game	27.2	9	28.4	6t
3rd-Down Off. %	34.5	27	48.5	4
4th-Down Off. %	75.0	4	87.5	3
Red Zone Off. (TD%)	68.8	8t	62.5	14t

DEFENSE

Category	--Ravens--		--Chargers--	
	Stats	Rank	Stats	Rank
Total Defense	389.6	24	371.8	19
Rush Defense	93.2	7	157.6	32
Pass Defense	296.4	28t	214.2	7
Points Per Game	23.4	14t	23.2	12t
3rd-Down Def. %	34.5	7	41.8	17
4th-Down Def. %	50.0	14t	37.5	10
Red Zone Def. (TD%)	50.0	6t	64.7	19

TEAM

Category	--Ravens--		--Chargers--	
	Stats	Rank	Stats	Rank
Turnover Ratio	-1	18t	+2	9t
Penalties	33	19t	39	28t
Penalty Yards	324	25	397	32

RAVENS-CHARGERS SERIES HISTORY

- ✗ Regular Season: Ravens lead, 7-5.
- ✗ Postseason: Ravens are 0-1.
- ✗ In Baltimore: Ravens are 3-2 (including playoffs).
- ✗ Under John Harbaugh: Ravens are 4-3 (including playoffs).

RAVENS-CHARGERS SERIES HISTORY

Date	Winner	Score/Site	Attend.
09/28/97	Chargers	21-17 @ SD	54,094
11/15/98	Chargers	14-13 @ SD	54,388
12/10/00	Ravens	24-3 Bal.	68,805
09/21/03	Ravens	24-10 @ SD	52,028
10/01/06	Ravens	16-13 Bal.	70,743
11/25/07	Chargers	32-14 @ SD	63,337
09/20/09	Ravens	31-26 @ SD	66,882
12/18/11	Chargers	34-14 @ SD	67,242
11/25/12	Ravens	16-13 @ SD - OT	57,882
11/30/14	Chargers	34-33 Bal.	71,060
11/01/15	Ravens	29-26 Bal.	70,829
12/22/18	Ravens	22-10 @ LAC	25,571
01/06/19*	Chargers	23-17 Bal.	70,432

* Wild Card Playoff Game

2021 RAVENS / CHARGERS LEADERS

PASSING YARDS [TDs/INTs]

Lamar Jackson	1,519 (8/3)	Justin Herbert	1,576 (13/3)
---------------	-------------	----------------	--------------

RUSHING YARDS [AVG.]

Lamar Jackson	341 (6.1)	Austin Ekeler	349 (5.2)
Ty'Son Williams	170 (5.5)	Justin Herbert	60 (3.2)
Latavius Murray	168 (3.4)	Larry Rountree III	60 (2.5)

RECEIVING YARDS [CATCHES]

Marquise Brown	451 (28)	Mike Williams	471 (31)
Mark Andrews	400 (29)	Keenan Allen	369 (34)
Sammy Watkins	292 (18)	Jared Cook	210 (17)

POINTS

Justin Tucker	42	Austin Ekeler	44
Marquise Brown	30	Mike Williams	38

INTERCEPTIONS [YARDS]

Anthony Averett	2 (0)	Asante Samuel Jr.	2 (26)
-----------------	-------	-------------------	--------

SACKS [YARDS]

Odafe Oweh	3 (-16)	Joey Bosa	2.5 (-18)
Bowser/Young	2 (n/a)	Kyler Fackrell	2 (9.0)

TACKLES

Patrick Queen	33	Derwin James	43
Chuck Clark	27	Nasir Adderley	35
Marlon Humphrey	25	Kyzir White	27

GROSS PUNTING [NET]

Sam Koch	47.2 (41.9)	Ty Long	46.1 (41.3)
----------	-------------	---------	-------------

FIELD GOALS [PCT.]

Justin Tucker	11/12 (91.7)	Tristan Vizcaino	6/7 (85.7)
---------------	--------------	------------------	------------

PUNT RETURN YARDS [AVG.]

Devin Duvernay	189 (17.2)	K.J. Hill	41 (6.8)
----------------	------------	-----------	----------

KICKOFF RETURN YARDS [AVG.]

Devin Duvernay	111 (22.2)	Larry Rountree III	117 (16.7)
----------------	------------	--------------------	------------

2021 TALE OF THE TAPE

Category	Ravens	Chargers
Record	4-1	4-1
Current Streak	Won 4	Won 3
Points Scored	136	142
TDs Scored	15	18
Rushing TDs Scored	6	5
Passing TDs Scored	8	13
TDs on Returns	1	0
Points Against	117	116
TDs Allowed	15	13
Rushing TDs Allowed	6	5
Passing TDs Allowed	8	8
TDs on Returns Allowed	1	0
KOR Avg. For	22.2	16.5
KOR Avg. Against	18.0	23.0
PR Avg. For	17.2	6.8
PR Avg. Against	8.6	7.4
Sacks	12	10
Sacks Allowed	13	9
Interceptions	3	4
Interceptions Thrown	3	3
Fumbles Lost/Recovered	3/2	2/3

RAVENS / CHARGERS INFORMATION

RAVENS-CHARGERS CONNECTIONS

Franchise Connections

- Baltimore offensive line coach **Joe D'Alessandris** served in the same role for the San Diego Chargers from 2013-15.
- Ravens defensive backs coach **D'Anton Lynn** served as a defensive assistant under his father, former Chargers head coach Anthony Lynn, in 2017.
- Baltimore pass game specialist **Keith Williams** spent the 2008 season with the San Diego Chargers in a minority internship coaching position.
- Chargers **G/T Michael Schofield** spent the 2021 offseason and training camp with Baltimore.

State Connections

- The Ravens have many players and coaches who hail from California: assistant offensive line coach **Richard Angulo** (Santa Ana), **CB Iman Marshall** (IR - Long Beach), **CB Marcus Peters** (IR - Oakland), practice squad **S Jordan Richards** (Folsom), practice squad **DB Kevon Seymour** (Pasadena), **CB Jimmy Smith** (Colton) and pass game specialist **Keith Williams** (Stockton).
- Ravens special teams coordinator **Chris Horton** is from Los Angeles and attended UCLA, where he played safety.
- Baltimore running backs coach **Craig Ver Steeg** is a Redondo Beach, CA, native and attended USC, where he began his coaching career as a graduate assistant.
- Ravens **OL Patrick Mekari** is from Westlake Village, CA, and attended Cal Berkeley.
- Baltimore **CB Iman Marshall** (IR) and practice squad **DB Kevon Seymour** both attended USC.
- Ravens **TE Josh Oliver** is a Paso Robles, CA, native and attended San Jose State.
- Ravens wide receivers coach **Tee Martin** formerly served as wide receivers coach (2012-13), passing game coordinator/wide receivers (2014-15) and offensive coordinator/wide receivers (2016-18) at USC.
- Baltimore pass game specialist **Keith Williams** began his coaching career in the collegiate ranks as wide receivers coach at Solano College and went on to coach at San Jose State, San Jose City College and Fresno State.
- Chargers wide receivers coach **Chris Beatty** formerly served (2016-18) as wide receivers coach (2016) and co-offensive coordinator/associate head coach/wide receivers at the University of Maryland.
- Los Angeles **CB Ryan Smith** is an Upper Marlboro, MD, native, while **LB Damon Lloyd** is from Abingdon, MD, and prepped at The John Carroll School in Bel Air.

MILESTONES ON THE HORIZON

TE Mark Andrews

- Andrews (185) is 15 catches shy of 200, while he needs 3 more receiving scores to reach 25 for his career, which will make him just the fourth Raven ever to achieve the milestone: TE Todd Heap (41), WR Torrey Smith (30) & WR Derrick Mason (29).

RB Le'Veon Bell

- Bell owns 9,723 career yards from scrimmage (6,464 rushing & 3,259 receiving) in 89 career games. With at least 277 more scrimmage yards over his next 11 games, he'll join an elite group of 23 players in NFL history to reach the coveted 10,000-yards mark in their first 100 games played.
- With 2 more TDs, Bell (40 rushing & 8 receiving) will reach 50 total TDs for his career.

DE Calais Campbell & OLB Justin Houston

- Houston owns 98.5 career sacks, while Campbell has notched 92 sacks throughout his career. If both players reach 100 career sacks this season, they'll be the first duo in NFL history to attain the century mark as teammates.

QB Lamar Jackson

- Jackson needs one more outing with 100 rushing yards to tie the NFL record for the most regular season 100-yard rushing performances by a QB (Mike Vick – 10).
- With one more game producing 75 rushing yards, Jackson will tie Vick's NFL record of 21 such outings.
- With another 300-yard passing outing vs. LAC on Sunday, Jackson will extend his streak of 300-plus passing yards to three games, marking the longest such stretch of his career.
- Jackson (97 total TDs: 76 passing & 21 rushing) is 3 shy of 100 for his career. With 3 TDs on Sunday vs. LAC, Jackson can become the third QB in NFL history to record 100 TDs (passing+rushing) in the first 43 starts of a career. (Patrick Mahomes had 113; Dan Marino tallied 101.)

RB Latavius Murray

- With 2 more TDs, Murray (46 rushing & 2 receiving) will reach 50 total TDs for his career.

RAVENS RADIO BROADCASTS

- The Ravens' 2021 radio team features Gerry Sandusky and former Ravens FB Femi Ayanbadejo. Sandusky, WBAL-TV 11's sports director, delivers the play-by-play for the broadcast team, while Ayanbadejo serves as the color analyst.
- Games can be heard on 98Rock WIYY (97.9 FM), WBAL 1090 AM/101.5 FM, baltimoreravens.com and in the Ravens mobile app (when in Baltimore). The network broadcasts each game with 30 affiliates spanning five states – Maryland, Delaware, Kentucky, Pennsylvania and West Virginia – and Washington, D.C.



RAVENS WINNING WAYS

TOP FRANCHISES / SINCE 2000

TOTAL WINS

1. New England Patriots..... 276
2. Pittsburgh Steelers..... 234
3. Green Bay Packers..... 228
4. Indianapolis Colts..... 222
5. Baltimore Ravens..... 221
6. Philadelphia, Seattle..... 210

SUPER BOWL BERTHS

1. New England Patriots..... 9
2. New York Giants..... 3
- Pittsburgh Steelers..... 3
- Seattle Seahawks..... 3
5. Baltimore Ravens, Car., Den. ... 2
- Ind., KC, Phi., SF, TB..... 2

SUPER BOWL TITLES

1. New England Patriots..... 6
2. Baltimore Ravens..... 2
- New York Giants..... 2
- Pittsburgh Steelers..... 2
- Tampa Bay Buccaneers..... 2
6. Seven Teams..... 1

CONF. TITLE GAMES

1. New England Patriots..... 13
2. Green Bay Packers..... 6
- Philadelphia Eagles..... 6
- Pittsburgh Steelers..... 6
5. Baltimore Ravens..... 4
- Ind. & SF..... 4

WINNING SEASONS

1. New England Patriots..... 19
2. Pittsburgh Steelers..... 16
3. Baltimore Ravens..... 15
- Green Bay Packers..... 15
- Indianapolis, Seattle..... 15

PLAYOFF BERTHS

1. New England Patriots..... 17
2. Green Bay Packers..... 15
- Indianapolis Colts..... 15
4. Seattle Seahawks..... 14
5. Baltimore, Phi., Pit..... 13

PLAYOFF GAMES

1. New England Patriots..... 41
2. Green Bay Packers..... 28
3. Baltimore Ravens..... 27
- Indianapolis Colts..... 27
- Seattle Seahawks..... 27

PLAYOFF WINS

1. New England Patriots..... 30
2. Baltimore Ravens..... 16
3. Pittsburgh Steelers..... 15
4. Green Bay Packers..... 14
- Philadelphia, Seattle..... 14

TWO-TIME SUPER BOWL CHAMPIONS



In a magnificent effort showcasing thrilling performances by their defense, offense and special teams units, the Baltimore Ravens won Super Bowl XXXV with a 34-7 victory over the New York Giants. Allowing the Giants a meager 152 total net yards, New York's attack crossed midfield just twice, while Baltimore's "D" posted 4 INTs. LB Ray Lewis was named the game's MVP, capping an accolade-filled season in which he was also tabbed the NFL's Defensive Player of the Year.

Baltimore defeated San Francisco, 34-31, in Super Bowl XLVII, capturing the franchise's second World Championship. After an amazing first-half performance, the Ravens took a commanding 28-6 lead. But following a bizarre, 34-minute power outage that halted play, the 49ers stormed back into contention. Clinging to a 34-29 edge late in the game, the Ravens stood firm on a pivotal goal-line stand, jamming SF on four-straight plays inside the 7-yard line. QB Joe Flacco was named the game's MVP.

PLAYOFF PERFORMERS

FRANCHISE PLAYOFF WINNING PERCENTAGES [SINCE 1970 MERGER]

Rk.	Team	Record	Pct.
1.	New England Patriots*****	36-20	.643
2.	New York Giants****	20-12	.625
3.	San Francisco 49ers*****	32-20	.615
4.	Baltimore Ravens**	16-11	.593
5.	Pittsburgh Steelers*****	36-25	.590

* Number of Super Bowl Titles

JOHN HARBAUGH ERA [SINCE 2008]

PLAYOFF BERTHS

1. New England Patriots..... 11
2. Green Bay Packers..... 10
3. Baltimore Ravens..... 9
- Seattle Seahawks..... 9
5. Indianapolis Colts..... 8
- Kansas City Chiefs..... 8
- New Orleans Saints..... 8
- Pittsburgh Steelers..... 8
9. Philadelphia Eagles..... 7

TOTAL WINS

1. New England Patriots..... 171
2. Green Bay Packers..... 147
3. Pittsburgh Steelers..... 145
4. Baltimore Ravens..... 144
- New Orleans Saints..... 144
6. Seattle Seahawks..... 133
7. Indianapolis Colts..... 126
8. Kansas City Chiefs..... 125
9. Atl., Dal., Den. & Phi..... 119

PLAYOFF WINS

1. New England Patriots..... 16
2. Baltimore Ravens..... 11
- Green Bay Packers..... 11
4. Seattle Seahawks..... 10
5. New Orleans, Pittsburgh..... 8

PLAYOFF GAMES

1. New England Patriots..... 24
2. Green Bay Packers..... 20
3. Baltimore Ravens..... 19
4. Seattle Seahawks..... 18
5. New Orleans, Pittsburgh..... 15

AFC TITLE GAMES

1. New England Patriots..... 8
2. Baltimore Ravens..... 3
- Kansas City Chiefs..... 3
- Pittsburgh Steelers..... 3
5. Denver, Indianapolis..... 2
- NY Jets..... 2

PLAYOFF ROAD WINS

1. Baltimore Ravens..... 8
2. Green Bay Packers..... 5
3. New York Jets..... 4
4. Philadelphia Eagles..... 3
- San Francisco, Seattle..... 3
- Tampa Bay, Tennessee..... 3

REG. SEASON WINS

1. New England Patriots..... 155
2. Pittsburgh Steelers..... 137
3. Green Bay Packers..... 136
- New Orleans Saints..... 136
5. Baltimore Ravens..... 133
6. Seattle Seahawks..... 123
7. Indianapolis Colts..... 120

REG. SEASON HOME WINS

1. New England Patriots..... 87
2. Green Bay Packers..... 80
3. Baltimore Ravens..... 79
4. Pittsburgh Steelers..... 76
5. New Orleans Saints..... 74
6. Minnesota Vikings..... 70
- Seattle Seahawks..... 70

SUPER BOWL SUCCESS

The Ravens are one of five franchises (New England, NY Giants, Pittsburgh & Tampa Bay) to win multiple Super Bowls since 2000.

HEAD COACH JOHN HARBAUGH



RECORDS (2008-21)

- Overall Career Record 144-88
- Regular Season Record..... 133-80
- at Home..... 79-27
- on Road 54-53
- vs. AFC 99-61
- vs. AFC North 49-29
- vs. NFC..... 34-19
- Playoff Record 11-8
- Home Playoff Games..... 2-2
- Road Playoff Games 8-6
- Super Bowl Record..... 1-0
- Preseason..... 40-12
- vs. LAC (includes playoffs)..... 4-3



ALL-TIME RAVENS COACHING RECORDS

John Harbaugh is the third head coach in Baltimore Ravens history. He is the franchise's all-time winningest coach (144 total victories), 11 of which have come in the playoffs.

Coach	Seasons	Reg. Season	Playoffs	Total
John Harbaugh	2008-21	133-80	11-8	144-88
Brian Billick	1997-2007	80-64	5-3	85-67
Ted Marchibroda	1996-98	16-31-1	n/a	16-31-1

HARBAUGH FAST FACTS

John Harbaugh has led the Ravens to a playoff berth in nine (2008-12, 2014 & 2018-20) of his 13 seasons, and in 2012, captured the franchise's second Super Bowl title. In 2019, Coach Harbaugh became the first Ravens coach ever to win Associated Press NFL Coach of the Year Award.

Here are several more Harbaugh quick hits:

✗ Harbaugh owns the most road playoff wins (eight) by a HC in NFL history. Tom Landry (Dal.) and Tom Coughlin (Jax./NYG) are second with seven each.

✗ Under Harbaugh, Baltimore is one of four teams (NE, GB & Sea.) to earn a playoff berth in nine of the past 13 seasons. Baltimore is also one of four teams (KC, Sea. & NO) to make the playoffs in each of the past three seasons (2018-2020).

✗ In 2019, the Ravens posted a franchise-best 14-2 record. Baltimore won a team-record 12-straight games to close out the regular season, earning its first-ever No. 1 playoff seed.

✗ Coach Harbaugh has led the Ravens to four AFC North Division titles (2011-12, 2018-19).

✗ The Ravens' 11 playoff wins since 2008 tie (GB) for the second most in the NFL (New England - 16).

✗ Under "Harbs," the Ravens have secured an appearance in three AFC Championship games (2008, 2011 & 2012).

✗ "Harbs" is the only head coach in NFL history to win a playoff game in each of his first four and five seasons.

✗ John and his brother, Jim (formerly of the 49ers), are the only head coaches to advance to three conference title games in the first five years as NFL bosses.

✗ Harbaugh is the only coach in NFL history to win a playoff game in six of the first seven seasons of a coaching career.

✗ In 2012, Harbaugh became the third coach (with Bill Cowher & Chuck Knox) since the 1970 merger to guide his team to the playoffs in each of his first five seasons.

✗ With the Ravens' 2014 playoff berth, Harbaugh became one of eight coaches in NFL history to make the postseason in six of their first seven seasons coaching.

RAVENS UNDER HARBAUGH: SINCE 2008

3

AFC TITLE GAMES
2ND MOST,
TIED, KC & PIT.

8

ROAD PLAYOFF WINS
NFL'S MOST

9

PLAYOFF BERTHS
3RD MOST,
TIED, SEA.

11

PLAYOFF WINS
2ND MOST, TIED, GB

79

WINS AT HOME
3RD MOST

144

TOTAL VICTORIES
4TH MOST, TIED, NO

HEAD COACH JOHN HARBAUGH

ACTIVE HEAD COACH WINNING PERCENTAGE

Baltimore Ravens head coach John Harbaugh owns the fourth-best winning percentage (.621) among active coaches (min. 80 games), compiling a strong 144-88 record (including playoffs).

2021 ACTIVE HEAD COACHES / CAREER WINNING PERCENTAGE [TOTALS INCLUDE REGULAR SEASON AND PLAYOFF GAMES / MIN. 80 GAMES]

Rank	Coach	Teams	Seasons	Record	Pct.
1.	Bill Belichick	Cle./NE	1991-95, 2000-21	313-151	.675
2.	Mike Tomlin	Pit.	2007-21	155-89-1	.635
3.	Sean Payton	NO	2006-21	155-91	.630
4.	John Harbaugh	Bal.	2008-21	144-88	.621
5.	Andy Reid	Phi./KC	1999-2012, 2013-21	240-148-1	.618
6.	Bruce Arians	Ind./Ari./TB	2012, 2013-17, 2019-21	76-47-1	.617
7.	Pete Carroll	NYJ/NE/Sea.	1994, 1997-99, 2010-21	158-107-1	.596

NINE PLAYOFF BERTHS

COACHES WITH AT LEAST NINE PLAYOFF BERTHS – IN FIRST 13 NFL SEASONS –

Coach	Berths
Tony Dungy	11
Bud Grant	10
Marty Schottenheimer	10
John Harbaugh	9
Pete Carroll	9
Bill Cowher	9
Mike Holmgren	9
Chuck Knox	9
Mike McCarthy	9
Andy Reid	9

COACH HARBAUGH'S CAREER STOPS

Team	Position	Years
Baltimore Ravens	Head Coach	2008-21
Philadelphia Eagles	Secondary	2007
Philadelphia Eagles	Special Teams Coordinator	1998-2006
Indiana University	DBs / Special Teams Coord.	1997
University of Cincinnati	Assistant Head Coach	1995-96
University of Cincinnati	TEs / OLBs / RBs / Special Teams	1989-94
Morehead State	DBs / ST Coord. / S&C Coach	1988
University of Pittsburgh	Tight Ends	1987
Western Michigan	Graduate Assistant	1984-86

HARBS IN ELITE COMPANY

MOST PLAYOFF WINS BY A HEAD COACH / FIRST 13 SEASONS

Coach (Teams)	Playoff Wins	Seasons
Joe Gibbs (Was.)	16	1981-2004
Bill Belichick (Cle./NE)	15	1991-2007
Chuck Noll (Pit.)	14	1969-1981
John Harbaugh (Bal.)	11	2008-20

HARBS' RAVENS TENURE

Year	Record	Playoffs (Result)
2021	4-1	TBD
2020	11-5	1-1 (Advanced to Divisional Round)
2019	14-2	0-1 (No. 1 Seed / Advanced to Divisional Round)
2018	10-6	0-1 (Advanced to Wild Card Round)
2017	9-7	No Playoff Berth
2016	8-8	No Playoff Berth
2015	5-11	No Playoff Berth
2014	10-6	1-1 (Advanced to Divisional Round)
2013	8-8	No Playoff Berth
2012	10-6	4-0 (Won Super Bowl XLVII)
2011	12-4	1-1 (Advanced to AFC Championship)
2010	12-4	1-1 (Advanced to Divisional Round)
2009	9-7	1-1 (Advanced to Divisional Round)
2008	11-5	2-1 (Advanced to AFC Championship)

DURING HARBAUGH ERA / SINCE 2008

TOTAL WINS (REG + POST)

Rk.	Team	Total Wins
1.	New England	171
2.	Green Bay	147
3.	Pittsburgh	145
4.	Baltimore	144
	New Orleans	144

PLAYOFF BERTHS

Berths	Team (Seasons)
11	NE ('09-19)
10	GB ('09-16, '19-20)
9	Bal. ('08-12, '14, '18-20)
9	Sea. ('10, '12-16, '18-20)
8	Ind., KC, NO, Pit. (n/a)

POSTSEASON SUCCESS: ACTIVE COACHES

PLAYOFF WIN PERCENTAGE (MIN. 6 GAMES)

Rk.	Coach	Rec.	Pct.
1.	Bill Belichick	31-12	.721
2.	Bruce Arians	5-2	.714
3.	John Harbaugh	11-8	.579
4.	Jon Gruden	5-4	.556
	Mike McCarthy	10-8	.556
6.	Andy Reid	17-15	.531

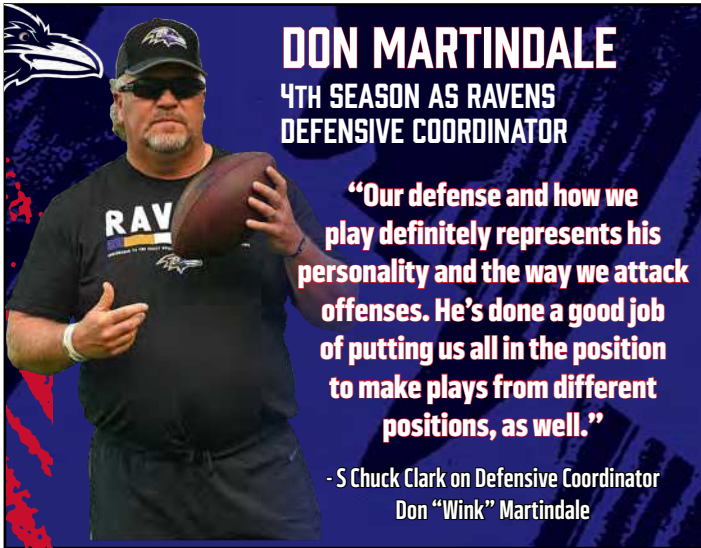
SUPER BOWL TITLES

1.	Bill Belichick	6
2.	John Harbaugh	1
	Bruce Arians	1
	Pete Carroll	1
	Jon Gruden	1
	Sean Payton	1
	Andy Reid	1
	Mike Tomlin	1

HARBS' REGULAR SEASON TRENDS

• September	31-16
• October	25-25
• November	37-16
• December	36-21
• January	4-2
• Leading at halftime	107-21
• Leading after 3 quarters	117-15
• When scoring first	96-28
• Positive or even turnover ratio	106-34
• Scoring 20 or more points	115-38
• Scoring 30 or more points	55-5
• Totaling 350 or more net yards	80-31
• Rushing for 150 or more yards	54-12
• Holding opponent under 250 net yards	46-7
• Holding opponent under 21 points	107-16

RAVENS DEFENSIVE NOTES



DON MARTINDALE

4TH SEASON AS RAVENS
DEFENSIVE COORDINATOR

“Our defense and how we play definitely represents his personality and the way we attack offenses. He’s done a good job of putting us all in the position to make plays from different positions, as well.”

- S Chuck Clark on Defensive Coordinator Don “Wink” Martindale

A DOMINANT DEFENSIVE COORDINATOR

- For three-plus seasons as Baltimore’s D.C., Don “Wink” Martindale has led the Ravens’ defense to incredible success. In 2018, Martindale was recognized by *SI/MMQB* as the Assistant Coach of the Year and was the *AP* NFL runner-up (then-Bears’ DC Vic Fangio) for the same award, guiding Baltimore’s unit to a No. 1 ranking (292.2 ypg allowed).
- In 2020, Baltimore allowed the NFL’s second-fewest points (18.9 ppg) and produced the No. 2 third-down defense (34.0%), while also registering a league-high 22 FFs on defense.

2020 DEFENSIVE RANKINGS

SCORING DEFENSE / 2020

Rk.	Team	PPG
1.	LA Rams	18.5
2.	Baltimore	18.9
3.	Pittsburgh	19.5

THIRD-DOWN DEFENSE / 2020

Rk.	Team	PCT.
1.	Miami	31.2
2.	Baltimore	34.0
3.	LA Rams	35.4

DEFENSIVE FORCED FUMBLES / 2020

Rk.	Team	FFs
1.	Baltimore	22
2.	Atlanta	17
	NY Jets	17

NUMBER TO NOTE UNDER WINK:

32 – Games in which the Ravens have held opponents under 20 points (including twice in 2021) since Don Martindale was named defensive coordinator in 2018, marking an NFL high.

WINK IN A BLINK

Since Don Martindale was named the Ravens’ defensive coordinator in 2018, Baltimore’s unit has excelled, ranking in the Top 2 of the NFL in several key defensive categories.

– NFL RANKINGS UNDER MARTINDALE / SINCE 2018 –

POINTS ALLOWED PER GAME

1. Baltimore 18.7
2. New England 18.8
3. Chicago 19.8
4. Buffalo 20.2
5. Pittsburgh 20.5

YARDS ALLOWED PER GAME

1. Buffalo 309.0
2. Baltimore 315.5
3. San Francisco 315.7
4. Pittsburgh 317.0
5. Chicago 323.8

DEFENSIVE TOUCHDOWNS

1. Baltimore 12
2. LA Rams 11
3. Kansas City 10
4. Tampa Bay 10
5. Three Teams 9

OPPONENT COMPLETION PCT.

1. Baltimore 60.8
2. Pittsburgh 61.0
3. New England 61.4
4. Cleveland 62.4
5. New Orleans 62.5

DEFENSIVE RANKINGS UNDER HARBAUGH

Don Martindale leads a defensive unit that, during the John Harbaugh Era (2008-21), has been superb. Baltimore ranks either No. 1 or No. 2 in the major defensive categories.

1	2	2
POINTS ALLOWED PER GAME	TOTAL NET YARDS ALLOWED PER GAME	RUSHING YARDS ALLOWED PER GAME
19.0	317.2	974
1	1	1
SCRIMMAGE TDs ALLOWED	OPPONENT PASSER RATING	THIRD-DOWN DEFENSE
401	80.3	35.9

DEFENSIVE FAST FACTS

- Under John Harbaugh, the Ravens have posted a Top 5 scoring defense in seven of his completed 13 seasons.
- During Coach Harbaugh’s full 13 seasons in Baltimore, the Ravens have boasted 10 Top 10 defenses (yards allowed).
- In a 2020 win vs. Cin. (10/11), Baltimore had five different DBs record at least 1 sack, marking the first time in NFL history that feat has been accomplished.
- In 2018’s Week 6 win at the Titans, Baltimore racked up a franchise-best 11 sacks, tying for the second most by a team in league history. They also stand as the most in an NFL game since 2012 (SD, 11).
- Since 2017, 29 shutouts have been pitched by defenses throughout the NFL. Of those, a league-high 4 have come courtesy of the Ravens.

RAVENS OFFENSIVE NOTES



GREG ROMAN
3RD SEASON AS RAVENS OFFENSIVE COORDINATOR
2019 NFL ASSISTANT COACH OF THE YEAR
MOST CONSECUTIVE GAMES W/ 100+ RUSHING YARDS (PRO FOOTBALL HISTORY)

Baltimore Ravens (2018-21)	43
Pittsburgh Steelers (1974-77)	43
Detroit Lions (1935-39)	38

ROMAN'S OFFENSES RACK UP TEAM RECORDS

In 2019, Baltimore set single-season franchise records in total TDs (64), points (531), net yards (6,521), rushing yards (3,296) and first downs (386). In 2020, the Ravens posted the second-most total TDs (55), points (468) and rushing yards (3,071) in franchise history.

TOTAL TDs			POINTS		
Rk.	Year	TDs	Rk.	Year	Points
1.	2019	64	1.	2019	531
2.	2020	55	2.	2020	468
3.	2009	47	3.	2014	409

NET YARDS			RUSHING YARDS		
Rk.	Year	Yards	Rk.	Year	Yards
1.	2019	6,521	1.	2019	3,296
2.	2018	5,999	2.	2020	3,071
3.	2014	5,838	3.	2003	2,674

DID YOU KNOW?

- During the John Harbaugh Era (since 2008) when rushing for at least 125 yards, the Ravens have produced a 78-19 record. Baltimore is 54-12 when rushing for at least 150 yards and 29-3 when tallying at least 200 yards, under Coach Harbaugh.
- Eight of the Ravens' all-time Top 13 rushing outputs have occurred since 2018, when QB Lamar Jackson became the starter: 404 at Cin. in 2020 (1st), 296 at Cle. in 2018 (4th), 294 vs. Dal. in 2020 (5th), 285 at LAR in 2019 (7th), 269 vs. Cin. in 2019 (9th), 267 vs. Cin. in 2018 (10th), 265 vs. Pit. in 2020 (11th) & 265 at Mia. in 2019 (11th).
- The 2020 Ravens became the first team in NFL history to have three players – QB Lamar Jackson, RB J.K. Dobbins & RB Gus Edwards – each tally at least 700 rushing yards and 6 rushing TDs.
- Since QB Lamar Jackson became Baltimore's starter in Week 11 of 2018, the Ravens have rushed for at least 200 yards in an NFL-high 21 games. (Tennessee is second with 11 such games.)

TOP 2021 RANKINGS

NET YARDS PER GAME

1. Baltimore..... 440.6
2. Dallas 439.6
3. Tampa Bay 431.4

YARDS PER PLAY AVG.

1. LA Rams..... 6.71
2. Baltimore 6.64
3. Dallas..... 6.50

RUNS OF 20+ YARDS

1. Baltimore 7
- Cleveland..... 7
3. Three Teams 4

YARDS PER COMPLETION AVG.

1. Baltimore 13.6
- LA Rams..... 13.6
3. Seattle..... 13.3

OFFENSIVE RANKINGS SINCE 2019 / ROMAN AS RAVENS O.C.

POINTS PER GAME

1. Baltimore..... 30.7
2. Tampa Bay 30.2
3. Kansas City 29.1

RUSHING YARDS PER GAME

1. Baltimore..... 192.2
2. Tennessee 155.5
3. Cleveland 140.9

2021: BIG PLAY OFFENSE

Entering Week 6, the Ravens' offense has registered 31 plays gaining 20+ yards, a mark that ranks as the NFL's most. Baltimore's 7 runs of 20+ yards tie (Cle.) for No. 1, while the Ravens' 24 "big" pass plays stand No. 3 in the league.

OFFENSIVE PLAYS GAINING 20+ YARDS / 2021 SEASON

Rk.	Team	20+ Plays	Runs	Passes
1.	Baltimore Ravens	31	7	24
2.	Tampa Bay Buccaneers	29	1	28
3.	Las Vegas Raiders	27	2	25
4.	LA Chargers	24	3	21

RAVENS SET NFL RECORD

From Week 11 of 2018, when QB Lamar Jackson became the Ravens' starter, through Week 9 of 2020, Baltimore scored 20+ points in 31-straight regular season games, marking the longest streak in NFL history.

CONSECUTIVE GAMES SCORING 20+ POINTS / NFL HISTORY

Rk.	Team	Dates	Cons. Games
1.	Baltimore	11/18/2018 – 11/08/2020	31
2.	Denver	12/02/2012 – 11/09/2014	30
3.	St. Louis	09/12/1999 – 11/26/2000	28

MOST RUSHING YARDS IN A 16-GAME NFL SEASON

Rk.	Team (Year)	Yards	Avg.	Att.
1.	Baltimore (2019)	3,296	5.53	596
2.	New England (1978)	3,165	4.72	671
3.	Baltimore (2020)	3,071	5.53	555
4.	Kansas City (1978)	2,986	4.50	663
5.	Chicago (1984)	2,974	4.41	674

RAVENS SPECIAL TEAMS NOTES



CHRIS HORTON
3RD SEASON AS RAVENS
SPECIAL TEAMS COORDINATOR

RAVENS SINCE 2011

- 6** KICKOFF RETURN TDs
NFL'S SECOND MOST
[TIED WITH KC]
- 6** PUNT RETURN TDs
NFL'S THIRD MOST
[TIED WITH CHI., DEN. & PHI.]
- 12** TOTAL RETURN TDs
NFL'S SECOND MOST
[TIED WITH MIN.]

DUVERNAY RANKS NO. 1 IN 2021

Entering Week 6, WR/RS Devin Duvernay owns a 17.2 PR average, ranking No. 1 in the NFL. His 189 PR yards also stand as the NFL's most.

NFL PUNT RETURN AVERAGE / 2021

Rk.	Player (Team)	PR	Yards	Avg.	Long	TDs
1.	Devin Duvernay (Bal.)	11	189	17.2	42	0
2.	Chester Rogers (Ten.)	9	120	13.3	22	0
3.	Diontae Spencer (Den.)	10	108	10.8	25	0

2020 RETURN GAME STANDOUTS

In 2020, the Ravens posted a 26.7 kickoff return average, ranking as the NFL's second-best mark. Then-rookie WR/RS Devin Duvernay registered a 93-yard KOR-TD in Week 3 against KC, marking 1 of only 7 NFL KOR-TDs in 2020.

NFL KICKOFF RETURN AVERAGE / 2020

Rk.	Team	KOR	Yards	Avg.	Long	TDs
1.	Buffalo	36	995	27.6	60	0
2.	Baltimore	23	613	26.7	93t	1
3.	Dallas	37	965	26.1	67t	1

BALTIMORE BLOCK PARTY

BLOCKED KICKS / SINCE 2014

Rk.	Team	Blocks
1.	New England	20
	Philadelphia	20
3.	Baltimore	16
	Denver	16
	Miami	16

RAVENS' 16 BLOCKS (SINCE 2014): BREAKDOWN

Total Blocks..... 16	1st Qtr. 4	When Losing 9
FG Blocks 10	2nd Qtr. 2	When Winning 5
PAT Blocks 3	3rd Qtr. 4	When Tied 2
Punt Blocks 3	4th Qtr. 6	Record 12-4

A RICH HISTORY OF SPECIAL TEAMS

Following the retirement of longtime ST coordinator Jerry Rosburg, Chris Horton took over as the special teams coach in 2019. Horton, who served as Rosburg's assistant for three seasons (2016-18), leads the standout special teams battery.

SIX PRO BOWLERS

• Six Ravens have earned 12 combined Pro Bowl honors during the John Harbaugh Era (since 2008): ST Brendon Ayanbadejo (2008), K Billy Cundiff (2010), RS Jacoby Jones (2012), K Justin Tucker (2013, 2016 & 2019-20), LS Morgan Cox (2015, 2016 & 2019-20) and P Sam Koch (2015).

PRIME KICKER & PUNTER

• Four-time Pro Bowl K Justin Tucker, who the Ravens signed as a rookie free agent, owns the NFL's most FGs (302) since entering the NFL in 2012. With a 90.7% career success mark, "Tuck" is the most accurate kicker in league history (302-of-333 on FGAs). Earning his first Pro Bowl nod in 2015, P Sam Koch's 46.7 gross average ranked No. 9 in the NFL that season, while his 42.9 net average was No. 2. In 2017, Koch led the NFL in both punts inside the 10 (16) and the 20 (a franchise-record 40).

RAVENS' RETURN MEN SOAR

• Dating back to 2011, six different Ravens have returned punts for touchdowns: WR Michael Campanaro, WR Kaelin Clay, WR Tandon Doss, CB Cyrus Jones, WR Jacoby Jones and DB Lardarius Webb.

DUVERNAY CONTINUES ROOKIE KOR-TD TREND

• In Week 3 of 2020 vs. KC, then-rookie WR Devin Duvernay produced a 93-yard KOR-TD. It marked the NFL's first KOR-TD of 2020 and was the Ravens' sixth KOR-TD since 2011, tied with KC for the NFL's second most. Only the Vikings (7) have produced more KOR-TDs dating back to 2011. Duvernay became the fifth rookie in Ravens history to return a kickoff for a TD: Patrick Johnson (1998), Yamon Figurs (2007), Lardarius Webb (2009) and David Reed (2010).

NO. 1 KOR AVERAGE UNDER HARBAUGH

Since 2008, when John Harbaugh became the Ravens' head coach, Baltimore owns the NFL's No. 1 KOR average (24.8).

NFL KICKOFF RETURN AVERAGE (SINCE 2008 / HARBAUGH'S BALTIMORE TENURE)

Rk.	Team	KOR	Yards	Avg.	Long	TDs
1.	Baltimore	531	13,187	24.8	108t	8
2.	Minnesota	579	14,040	24.3	109t	10
3.	New Orleans	490	11,641	23.8	106t	2

RAVENS PERSONNEL NOTES



ERIC DeCOSTA

26TH SEASON WITH THE RAVENS
3RD AS EVP & GENERAL MANAGER

RAVENS SCOUTING HISTORY / SINCE 1996

29 HOMEOWN RAVENS
PRO BOWLERS

25 DRAFTED RAVENS TO
EARN PRO BOWL HONORS

4 UNDRAFTED ROOKIES TO
EARN PRO BOWL HONORS

HOMEOWN PRO BOWLERS

The Ravens have had 50 different players earn Pro Bowl honors since the team's 1996 inception. Of those, 29 are homegrown – 25 drafted and 4 signed as a rookie free agent.

RAVENS HOMEOWN PRO BOWLERS / SINCE 1996 INCEPTION

Year	Drafted (Rd.)	Name	Pro Bowls
1996 (1st)		LB Ray Lewis	13
1996 (1st)		T Jonathan Ogden	11
2002 (1st)		S Ed Reed	9
2007 (3rd)		G Marshal Yanda	8
2003 (1st)		OLB Terrell Suggs	7
2006 (1st)		DT Haloti Ngata	5
1997 (1st)		OLB Peter Boulware	4
2010 (RFA)		LS Morgan Cox #	4
2014 (1st)		LB C.J. Mosley	4
2012 (RFA)		K Justin Tucker #	4
1999 (1st)		CB Chris McAlister	3
2008 (2nd)		Ray Rice	3
2018 (3rd)		T Orlando Brown Jr.	2
2001 (1st)		TE Todd Heap	2
2017 (1st)		CB Marlon Humphrey	2
2016 (5th)		OLB Matthew Judon	2
1996 (5th)		WR/RS Jermaine Lewis	2
2007 (4th)		FB Le'Ron McClain	2
2017 (RFA)		FB Patrick Ricard #	2
2000 (6th)		OLB Adalius Thomas	2
2018 (3rd)		TE Mark Andrews	1
2007 (1st)		G Ben Grubbs	1
2018 (1st)		QB Lamar Jackson	1
2013 (4th)		FB Kyle Juszczyk	1
2006 (6th)		P Sam Koch	1
2000 (1st)		RB Jamal Lewis	1
2002 (RFA)		LB Bart Scott #	1
2016 (1st)		T Ronnie Stanley	1
2013 (3rd)		DT Brandon Williams	1

Undrafted Rookie Free Agent

Bold Indicates 2020 Pro Bowler

FIRST-ROUND FINDS

The Ravens have tabbed 28 players in the first round. These picks have earned 65 combined Pro Bowls, multiple POTY Awards, an NFL MVP honor, two Super Bowl MVPs and three HOF selections.

RAVENS ALL-TIME FIRST-ROUND DRAFT PICKS

Year	Name	Pick	Pro Bowls
1996	T Jonathan Ogden * ~	4	11
1996	LB Ray Lewis + + ~ ~	26	13
1997	LB Peter Boulware *	4	4
1998	CB Duane Starks	10	
1999	CB Chris McAlister	10	3
2000	RB Jamal Lewis * =	5	1
2000	WR Travis Taylor	10	
2001	TE Todd Heap	31	2
2002	S Ed Reed * + ~	24	9
2003	OLB Terrell Suggs * +	10	7
2003	QB Kyle Boller	19	
2005	WR Mark Clayton *	22	
2006	DT Haloti Ngata *	12	5
2007	G Ben Grubbs *	29	2
2008	QB Joe Flacco ^ ~	18	
2009	T Michael Oher *	23	
2011	CB Jimmy Smith	27	
2013	S Matt Elam	32	
2014	LB C.J. Mosley *	17	4
2015	WR Breshad Perriman	26	
2016	T Ronnie Stanley	6	1
2017	CB Marlon Humphrey	16	2
2018	TE Hayden Hurst	25	
2018	QB Lamar Jackson %	32	1
2019	WR Marquise Brown	25	
2020	ILB Patrick Queen *	28	
2021	WR Rashod Bateman	27	
2021	OLB Odafe Oweh	31	

% NFL MVP ~ Super Bowl MVP + Defensive Player of the Year
= Offensive Player of the Year ~ Pro Football Hall of Fame
* All-Rookie Team ^ NFL Rookie of the Year (Fan Vote)

Baltimore has drafted three players (Ogden, Lewis & Reed) who were selected to the Pro Football Hall of Fame. For Ogden & Lewis, it was the first time ever two players were drafted in the same round (1st in 1996) by a team and reached the HOF in their initial year of eligibility.

Eric DeCosta has been with the franchise since Day One, first beginning as an intern during the inaugural 1996 season and then ascending to the personnel department's chief decision-maker in 2019. Prior to being named EVP/GM – succeeding the legendary Ozzie Newsome – DeCosta, 50, received GM interview offers annually from multiple teams in recent years. However, he never seriously considered leaving Baltimore, which has always aligned perfectly with what he envisioned to be his dream job.



RAVENS PERSONNEL NOTES



OZZIE NEWSOME

26TH SEASON WITH THE RAVENS
31ST SEASON IN FRONT OFFICE ROLE

"He and I have always been very different in a lot of ways, but so aligned. It's a special relationship in my life. I've learned a lot of football, but honestly, just a lot more about being a good person. So, I am extremely happy that Ozzie is going to play such a significant role moving forward for this organization."

- Ravens EVP & GM Eric DeCosta on Ozzie Newsome

"20/20 CLUB"

The Ravens' "20/20 Club" includes members of the personnel staff who started with as young assistants and grew into evaluators with more input. The term "20/20" refers to hiring 20-year-olds for \$20,000. But according to Ozzie Newsome: "The guys actually started when they were a little older than 20 and for more than \$20,000, but that's what we call them."

RAVENS "2020 CLUB" GRADUATES / CURRENT SCOUTS

Name	Joined Ravens	Current Title
George Kokinis	1991 (w/ Browns)	Dir. of Player Personnel
Eric DeCosta	1996	EVP & General Manager
Joe Hortiz	1998	Dir. of Player Personnel
Mark Azevedo	2005	Asst. Dir. of College & Pro Pers.
David Blackburn	2007	National Scout
Andrew Raphael	2013	National Scout
Brandon Berning	2015	Midwest/SW Area Scout
Joey Cleary	2015	Southeast Area Scout
Corey Frazier	2017	West Coast Area Scout
"Q" Attenoukon	2017	Pro & College Scout
Patrick McDonough	2018	Pro & College Scout
Chas Stallard	2018	Southwest Area Scout

ALL-PRO DRAFT PICKS

The Ravens' success drafting standout players cannot be ignored. Over the past 25 years, led by Ozzie Newsome and now Eric DeCosta, Baltimore has drafted 15 players who've gone on to earn AP first-team All-Pro honors. When including undrafted rookies LS Morgan Cox and K Justin Tucker, Baltimore has produced 17 "homegrown" AP first-team All-Pro selections.

MOST DRAFT CHOICES TO EARN AP FIRST-TEAM ALL-PRO (SINCE 1996 / RAVENS INCEPTION)

1. Pittsburgh 17	Marlon Humphrey (1)	Chris McAlister (1)	Ed Reed (5)
2. New England . . 16	Lamar Jackson (1)	Le'Ron McClain (1)	Ronnie Stanley (1)
3. Baltimore . . . 15	Jamal Lewis (1)	Haloti Ngata (2)	Terrell Suggs (1)
San Francisco . . 15	Jermaine Lewis (1)	Jonathan Ogden (4)	Adalius Thomas (1)
	Ray Lewis (7)	Kelechi Osemele (1)	Marshal Yanda (2)

SUCCESS ACROSS THE DRAFT BOARD

1ST ROUND

Jonathan Ogden ('96), Ray Lewis ('96), Peter Boulware ('97), Chris McAlister ('99), Jamal Lewis ('00), Todd Heap ('01), Ed Reed ('02), Terrell Suggs ('03), Haloti Ngata ('06), Ben Grubbs ('07), Joe Flacco ('08), Michael Oher ('09), Jimmy Smith ('11), C.J. Mosley ('14), Ronnie Stanley ('16), Marlon Humphrey ('17), Lamar Jackson ('18), Marquise Brown ('19), Patrick Queen ('20)

2ND ROUND

Jamie Sharper ('97), Anthony Weaver ('02), Ray Rice ('08), Paul Kruger ('09), Torrey Smith ('11), Courtney Upshaw ('12), Kelechi Osemele ('12), Tyus Bowser ('17), J.K. Dobbins ('20)

3RD ROUND

Casey Rabach ('01), Marshal Yanda ('07), Lardarius Webb ('09), Brandon Williams ('13), Orlando Brown Jr. ('18), Mark Andrews ('18)

4TH ROUND

Edwin Mulitalo ('99), Edgerton Hartwell ('01), Jarret Johnson ('03), Le'Ron McClain ('07), Dennis Pitta ('10), Kyle Juszczyk ('13), Za'Darius Smith ('15), Tavon Young ('16)

5TH ROUND

Jermaine Lewis ('96), Dawan Landry ('06), Arthur Jones ('10), Pernell McPhee ('11), Rick Wagner ('13), Nick Boyle ('15), Matthew Judon ('16)

6TH ROUND

Adalius Thomas ('00), Chester Taylor ('02), Sam Koch ('06), Tyrod Taylor ('11), Ryan Jensen ('13), Darren Waller ('15), Chuck Clark ('17), Bradley Bozeman ('18), DeShon Elliott ('18)

7TH ROUND

DeAngelo Tyson ('12), Michael Campanaro ('14), Zach Sieler ('18)

RFA

Mike Flynn ('97), Priest Holmes ('97), Will Demps ('02), Bart Scott ('02), Ma'ake Kemoeatu ('02), Jameel McClain ('08), Dannel ELLerbe ('09), Morgan Cox ('10), Justin Tucker ('12), James Hurst ('14), Zach Orr ('14), Patrick Onwuasor ('16), Michael Pierce ('16), Matt Skura ('16), Patrick Ricard ('17), Chris Board ('18), Gus Edwards ('18), Ty'Son Williams ('21)

Ozzie Newsome's legacy is unlike any the game has seen. Known throughout all of sports as a premier leader, he is a Hall of Fame player, the architect of Baltimore's 2000 and 2012 Super Bowl championship teams and an elite evaluator who became the NFL's first African American GM. In 2019, his longtime top lieutenant, Eric DeCosta, took over as the Ravens' EVP & GM. However, Newsome maintains a significant role within the organization as its executive VP.

RAVENS IRONMEN / TURNOVER NOTES

RAVENS IRONMEN

RAVENS CONSECUTIVE GAMES PLAYED / ACTIVE STREAKS



JUSTIN TUCKER
149



CHUCK CLARK
60



TYUS BOWSER
47

RAVENS CONSECUTIVE GAMES PLAYED / ALL-TIME STREAKS

Rk.	Player	Games	Years
1.	Sam Koch	239	2006-20
2.	Justin Tucker	149	2012-present
3.	Jarret Johnson	129	2003-11
4.	Joe Flacco	122	2008-15
5.	Anthony Levine Sr.	117	2013-20
6.	Peter Boulware	111	1997-2003

RAVENS ALL-TIME GAMES PLAYED

Rk.	Player	Games	Years
1.	Sam Koch	244	2006-present
2.	Terrell Suggs	229	2003-18
3.	Ray Lewis	228	1996-2012
4.	Matt Stover	207	1996-2008
5.	Jonathan Ogden	177	1996-2007
	Marshal Yanda	177	2007-19
7.	Morgan Cox	164	2010-20
8.	Joe Flacco	163	2008-18
9.	Ed Reed	160	2002-12
10.	Justin Tucker	149	2012-present
11.	Jarret Johnson	143	2003-11
12.	Chris McAlister	135	1999-2008
	Haloti Ngata	135	2006-14
14.	Anthony Levine Sr.	134	2012-present
	Kelly Gregg	134	2001-10
16.	Mike Flynn	133	1998-2007
	Todd Heap	133	2001-10

MOST REGULAR SEASON GAMES PLAYED RAVENS FRANCHISE HISTORY



SAM KOCH
244



TERRELL SUGGS
229



RAY LEWIS
228

TURNOVER MARGIN SINCE 2008

Since John Harbaugh's 2008 Baltimore arrival, the Ravens have produced the NFL's fifth-best turnover differential (+56).

NFL's TOP TURNOVER DIFFERENTIALS [SINCE 2008 / JOHN HARBAUGH ERA]

Rk.	Team	Takeaways	Giveaways	Turnover Diff.
1.	New England	371	217	+154
2.	Green Bay	345	230	+115
3.	Seattle	342	266	+76
4.	Kansas City	333	268	+65
5.	Baltimore	335	279	+56
6.	Atlanta	310	279	+31

Note: The Ravens (-1) tie for 18th in the NFL in 2021.

TURNOVER MARGIN AT HOME

Baltimore owns a +56 differential at home during the John Harbaugh Era, ranking as the league's fourth-best mark.

NFL's TOP TURNOVER DIFFERENTIALS / AT HOME [SINCE 2008 / JOHN HARBAUGH ERA]

Rk.	Team	Takeaways	Giveaways	Turnover Diff.
1.	Green Bay	194	100	+94
2.	New England	191	112	+79
3.	Seattle	182	124	+58
4.	Baltimore	182	126	+56

TURNOVER TABLE SINCE 2000

Year	TA/TO	Plus/Minus	Record
2021	5/6	-1	4-1
2020	22/18	+4	11-5
2019	25/15	+10	14-2
2018	17/20	-3	10-6
2017	34/17	+17	9-7
2016	28/23	+5	8-8
2015	14/28	-14	5-11
2014	22/20	+2	10-6
2013	24/29	-5	8-8
2012	25/16	+9	10-6
2011	26/24	+2	12-4
2010	27/20	+7	12-4
2009	32/22	+10	9-7
2008	34/21	+13	11-5
2007	23/40	-17	5-11
2006	40/23	+17	13-3
2005	26/36	-10	6-10
2004	34/23	+11	9-7
2003	41/38	+3	10-6
2002	31/32	-1	7-9
2001	28/36	-8	10-6
2000	49/26	+23	12-4
Total	607/533	+74	205-136

THE RAVENS ARE...

SINCE 2000, HERE ARE THE RAVENS' RECORDS IN A GAME:

When turnover ratio is +2 or better 86-5

When turnover ratio is +1 or better 128-18

When turnover ratio is even 42-28

When turnover ratio is negative 35-90

THAT M&T MAGIC

HOME UNDER HARBS

Under John Harbaugh (since 2008) the Ravens own the NFL's third-best home winning percentage (.745), going 79-27 at M&T Bank Stadium.

NFL'S BEST REGULAR SEASON HOME RECORDS (JOHN HARBAUGH ERA / SINCE 2008)

Rk.	Team	Record	Pct.
1.	New England Patriots	87-20	.813
2.	Green Bay Packers	80-24-2	.764
3.	Baltimore Ravens	79-27	.745
4.	Pittsburgh Steelers	76-31	.710
5.	New Orleans Saints	74-32	.698

RAVENS DEFEND THE BANK

The Ravens have been outstanding at home since they arrived in Baltimore. Below are their respective home records and corresponding NFL rankings during several periods.

RAVENS HOME RECORDS / NFL RANKINGS

Time Period (Milestone)	Record	NFL Rank
Since 2010 (Past 12 Seasons)	67-23	3
Since 2008 (John Harbaugh's Arrival)	79-27	3
Since 2000 (First Super Bowl Season)	125-45	2
Since 1998 (M&T Bank Stadium Opened)	133-53	3
Since 1996 (Team's Inception)	140-61-1	4

HOME "D" UNDER HARBS (SINCE 2008)

17.2

POINTS ALLOWED
PER GAME
[NFL'S BEST]

77.1

OPPONENT PASSER
RATING
[NFL'S 2ND BEST]

*BUFFALO - 76.6

305.1

YARDS ALLOWED
PER GAME
[NFL'S BEST]

X DATING BACK TO 2008, THE RAVENS HAVE OUTSCORED OPPONENTS 2,745 TO 1,819 AT HOME. IN THEIR 79 WINS DURING THIS SPAN, THE MARGIN OF VICTORY HAS BEEN 14.4 POINTS PER GAME.

X THE RAVENS OWN A +926 POINT DIFFERENTIAL AT HOME UNDER JOHN HARBAUGH, RANKING NO. 3 IN THE NFL [NE IS +1,160 & GB IS +954].

X BALTIMORE IS 36-0 UNDER HARBAUGH WHEN ALLOWING 12 POINTS OR FEWER AT HOME.

HOME "D" DOMINANCE DATES WAY BACK

The Ravens' "D" has been stout at home for many seasons. Since 2003, Baltimore ranks at the top in several key categories:

BEST NFL DEFENSES AT HOME / SINCE 2003

POINTS PER GAME (Fewest Allowed)	TOTAL DEFENSE (Fewest Yards Allowed)
1. Baltimore 16.9	1. Baltimore 298.3
2. New England 17.2	2. Pittsburgh 299.1
3. Pittsburgh 18.4	3. NY Jets 317.8
INTERCEPTIONS	DEFENSIVE TDs
1. New England 175	1. Arizona 33
2. Buffalo 169	2. Baltimore 32
Green Bay 169	3. Tennessee 29
4. Baltimore 167	4. Green Bay 27

HOME FAST FACTS

- Under head coach John Harbaugh, the Ravens are 20-4 in September home games. The Ravens have won 23 of their past 27 home games in the month of September (dating back to 2006).
- Under Coach Harbaugh, the Ravens are 22-6 in November home games, producing the NFL's second-best such record. The Ravens have won 20 of their past 25 home games during the month.
- The Ravens are 24-8 at home in the month of December under John Harbaugh and 44-16 in such games during their history.
- Under Coach Harbaugh (since 2008), Baltimore has gone 21-5 against NFC teams at M&T Bank Stadium, producing the best home record by an AFC squad vs. the "other" conference.
- Baltimore has won 24 of its last 29 home games vs. NFC teams.
- In their history, the Ravens have hosted 22 games when the temperature was below 40 degrees. Baltimore is 19-3 in such cold weather games.
- Baltimore is 8-2 at home in November against AFC North foes under Harbaugh. Overall under Harbaugh, the Ravens are 27-12 in home games played against AFC North foes.
- Baltimore has won 22 of its last 31 home games vs. AFC North foes.
- The Ravens are 17-4 at home all time against teams from the West Coast (Ari. - 3-1, Oak. - 6-1, LAC - 3-1, SF - 3-0 & Sea. - 2-1).

BEST HOME DEFENSE

Baltimore has permitted an NFL-low 17.2 ppg at home during the John Harbaugh Era. Under "Harbs," the Ravens are 34-0 at home when allowing 10 points or fewer. In 22 of those games, the Ravens gave up no more than 7 points.

FEWEST POINTS PER GAME ALLOWED AT HOME [SINCE 2008 / JOHN HARBAUGH ERA]

BALTIMORE	17.2
NEW ENGLAND	18.4
PITTSBURGH	18.7



ALL-TIME RESULTS / TRENDS

RAVENS REGULAR SEASON RECORDS

	Overall Record	Home	Away
Overall	229-175-1	140-61-1	89-114
In M&T Bank Stadium (since 1998)	133-53	133-53	n/a
Coached by Ted Marchibroda	16-31-1	11-12-1	5-19
Coached by Brian Billick	80-64	50-22	30-42
Coached by John Harbaugh	133-80	79-27	54-53
vs. AFC Teams	170-136	103-51	67-85
vs. AFC North	67-47	39-18	28-29
vs. AFC Central (1996-2001)	26-28	13-14	13-14
vs. AFC East	27-21	19-5	8-16
vs. AFC South	23-18	15-6	8-12
vs. AFC West	27-22	17-8	10-14
vs. NFC Teams	59-39-1	37-10-1	22-29
vs. NFC North	9-8	6-2	3-6
vs. NFC Central (1996-2001)	3-5	3-1	0-4
vs. NFC East	17-9-1	10-2-1	7-7
vs. NFC South	12-8	6-4	6-4
vs. NFC West	18-9	12-1	6-8
On Monday Night Football	15-13	6-3	9-10
On Tuesday	1-0	1-0	0-0
On Wednesday	0-1	0-0	0-1
On Thursday Night Football	8-5	7-1	1-4
On Saturday	4-1	2-0	2-1
On Sunday Night Football	16-14	10-3	6-11
In Overtime	14-15-1	8-5-1	6-10
Ravens Shutout Wins	14-0	6-0	8-0
In Season Openers	14-12	9-4	5-8
Indoors	8-16	n/a	8-16

Note: Baltimore has played in Houston's Reliant/NRG Stadium six times (4-2), Indy's Lucas Oil Stadium three times (1-2), Dallas' Texas Stadium once (1-0), Atlanta's Mercedes-Benz Stadium once (1-0) and Las Vegas' Allegiant Stadium once (0-1). Four of those games at Reliant Stadium/NRG Stadium (12/13/10, 10/21/12, 12/21/14 & 9/20/20), and one at Allegiant Stadium (9/13/21), came when the roof was closed, meaning those games were "indoors," while the other games listed are considered "outdoors" due to open roofs. One of these games at Lucas Oil Stadium (11/8/20) came when the roof was opened, deeming that an outdoor game.

In August	0-1	0-1	0-0
In September	54-34	34-9	20-25
In October	44-52	22-20	22-32
In November	62-42-1	37-15-1	25-27
In December	63-42	44-16	19-26
In January	6-4	3-0	3-4

RAVENS REGULAR RESULTS WHEN...

Team	Since 2000	Since 2008	2021
Record	205-136	133-80	4-1
vs. AFC North (since 2002)	67-47	49-29	0-0
vs. AFC	153-104	99-61	3-1
vs. NFC	52-32	34-19	1-0
Home	125-45	79-27	2-0
Away	80-91	54-53	2-1
On grass	107-77	69-41	3-1
Artificial turf	98-59	64-39	1-0
Outdoors	198-123	125-71	3-0
Indoors	7-13	6-8	1-1
September	46-27	31-16	2-1
October	41-41	25-25	2-0
November	57-30	37-16	0-0
December	55-35	36-21	0-0
January	6-3	4-2	0-0
Leading at halftime	162-27	107-21	2-1
Trailing at halftime	31-97	18-54	2-0
Tied at halftime	12-12	8-5	0-0
Tied after 3 quarters	5-8	3-4	0-0
Leading After 3 quarters	175-20	117-15	2-1
Trailing after 3 quarters	25-108	13-61	2-0
Decided by 7 points or fewer	84-77	53-53	3-1
Decided by 3 points or fewer	46-41	30-27	2-0
When scoring first	140-43	96-28	1-1
When not scoring first	65-93	37-52	3-0
Positive or even turnover ratio	170-46	106-34	3-0
Negative turnover ratio	35-90	27-46	1-1
Winning penalty ratio	88-55	57-29	0-1
Losing penalty ratio	101-70	64-42	4-0
Overtime	12-13	8-10	1-1
When returning a KOR for a TD	5-4	5-3	0-1
When returning a PR for a TD	9-3	5-1	0-0

Offense	Since 2000	Since 2008	2021
Scoring 20 or more points	165-53	115-38	3-1
Scoring 30 or more points	75-7	55-5	2-0
Having 20 or more first downs	102-55	80-36	3-1
Totaling 350 or more net yards	105-46	80-31	4-1
At least 35 minutes time of poss.	59-8	39-6	1-0
Rushing for 150 or more yards	79-20	54-12	1-1
When not throwing an INT	117-26	79-19	2-0
With a 100-yard rusher	71-23	43-10	1-0
Without a 100-yard rusher	134-113	90-70	3-1
With a 100-yard receiver	43-26	31-17	3-0
Without a 100-yard receiver	162-110	102-63	1-1
With a 300-yard passer	24-19	22-14	2-0
Without a 300-yard passer	181-117	111-66	2-1

Defense	Since 2000	Since 2008	2021
When scoring a defensive TD	51-7	29-5	0-0
When returning an INT for a TD	35-3	17-2	0-0
When returning a fumble for a TD	19-4	15-3	0-0
Recording 3 or more sacks	107-40	61-26	1-1
Holding opp. under 250 net yards	73-20	46-7	0-0
Holding opp. under 21 points	164-37	107-16	2-0
Holding opp. under 15 points	121-15	73-5	1-0
Allowing a 100-yard rusher	21-30	13-20	0-0
Not allowing a 100-yard rusher	184-106	120-60	4-1
Allowing a 100-yard receiver	40-43	24-27	2-1
Not allowing a 100-yard receiver	165-93	109-53	2-0
Allowing a 300-yard passer	29-29	20-23	2-1
Not allowing a 300-yard passer	176-107	113-57	2-0

PLAYER NOTES - JACKSON



LAMAR JACKSON
#8 | QUARTERBACK

1X FIRST-TEAM ALL PRO
1X PRO BOWLER

2019
NFL MVP
UNANIMOUS

CAREER NOTES

- ✗ Baltimore is 34-8 with Jackson as its regular season starter. Since his first NFL start (Week 11 of 2018), Jackson's 34 wins are the most among all NFL starting QBs. Jackson is also the fastest QB in league history to reach 30 regular season victories.
- ✗ In 2020, Jackson (1,005) became the first QB in NFL history to surpass the 1,000-yard rushing milestone in multiple seasons, also doing so in 2019 (1,206).
- ✗ Jackson tallied 26 TD passes and 7 rushing TDs in 2020, joining Deshaun Watson (2018-19) as the only QBs with at least 25 TD passes and 5 rushing TDs in consecutive seasons in NFL history.
- ✗ Jackson is the fastest QB in league history (35 games) to reach 5,000 passing yards and 2,000 rushing yards. He's also the first player in NFL history to reach 5,000 passing yards and 2,500 rushing yards in the first three seasons of a career.
- ✗ Jackson (9), Michael Vick (8) and Russell Wilson (4) own the Top 3 "double-triples" (at least 100 rushing and passing yards in the same game) in league history.
- ✗ Jackson has produced nine career regular season games with at least 100 rushing yards, marking the second most by a QB in NFL history (Mike Vick - 10).

MOST REGULAR SEASON WINS BY A STARTING QB (SINCE WEEK 11 OF 2018 / JACKSON'S FIRST NFL START)

Rk.	Quarterback (Team)	Record
1.	Lamar Jackson (Bal.)	34-8
2.	Aaron Rodgers (GB)	32-12
3.	Tom Brady (NE/TB)	31-12
	Russell Wilson (Sea.)	31-13
5.	Josh Allen (Buf.)	30-13
	Patrick Mahomes (KC)	30-10

JACKSON'S PASSING RANKINGS SINCE 2019

PASS TD PERCENTAGE [NFL RANK]	TD/INT RATIO [NFL RANK]	PASSING TOUCHDOWNS [NFL RANK]	PASSER RATING [NFL RANK]
1 74%	5 3.89	6 70	6 106.2

2019 UNANIMOUS MVP

- ✗ Jackson is the only QB in NFL history to produce at least 3,000 passing yards and 1,000 rushing yards in a single season (2019). (He had 3,127 passing & 1,206 rushing yards in 2019.)
- ✗ In 2019, Jackson (36/7) became the third QB in NFL history with at least 35 passing TDs & 7 rushing TDs. Steve Young (1994), Cam Newton (2015) and Josh Allen (2020) have also done this.
- ✗ Jackson was responsible for an NFL-best 43 total TDs (36 passing & 7 rushing) in 2019. His 36 TD passes led the NFL and are the most in franchise single-season history.
- ✗ In his final eight games of 2019 (he sat out Week 17), Jackson threw 25 TDs and 1 INT, completing 69.4% of his passes for 1,477 yards and a 130.3 rating. He had 630 rushing yards & 4 rush TDs.
- ✗ Jackson rushed for 1,206 yards in 2019, marking the most by a quarterback in NFL single-season history.
- ✗ Jackson threw at least 4 TDs in an NFL-best four games in 2019. He also threw at least 3 TDs in an NFL-best eight games.
- ✗ In 2019's Week 15 win vs. NYJ, Jackson rushed for at least 85 yards while throwing for 5 TDs for the second time in his career. (He also did this on 11/25/19 at LAR.) Cam Newton is the only other player in NFL history to accomplish the 85 rushing yards/5 passing TDs feat in a game, doing so in 2015.
- ✗ Jackson posted two perfect passer ratings in 2019 (at Cin. & Mia.), making him one of two QBs in NFL history (Ben Roethlisberger, 2007) to attain the 158.3 mark twice in a season.
- ✗ In Weeks 11 (vs. Hou.) and 12 (at LAR) of 2019, Jackson became the first NFL player ever to throw at least 4 passing TDs and have at least 50 rush yards in back-to-back games.
- ✗ Jackson owns the NFL single-season record for most 100-yard rushing games (5 in 2019) by a quarterback.
- ✗ In 2019's Week 6 victory over Cincinnati, Jackson became the first player ever to pass for 200 yards (236) and rush for 150 yards (152) in a regular season game. (Colin Kaepernick also accomplished this feat in a 2013 playoff game.)
- ✗ In the 2019 Divisional Playoff vs. Tennessee, Jackson became the first player in NFL history with at least 350 passing yards (365) and 100 rushing yards (143) in any game.

PLAYER NOTES - JACKSON

In 2021's Week 3 win at Detroit, QB Lamar Jackson tied Patrick Mahomes and Hall of Famers Dan Marino and Kurt Warner for the most victories (32) in a QB's first 40 regular season starts. (Jackson is now 34-8 as a starter.)

BEST RECORD BY A QB IN HIS FIRST 40 NFL STARTS [SINCE 1970 MERGER]

Rk. Quarterback	Record
1. Lamar Jackson.....	32-8
Patrick Mahomes.....	32-8
Dan Marino.....	32-8
Kurt Warner.....	32-8

PASSING TOUCHDOWNS

RAVENS SINGLE-GAME HISTORY

QB/Date/Opponent	TDs
Lamar Jackson, 12/12/19 vs. NYJ.....	5
Lamar Jackson, 11/25/19 at LAR.....	5
Lamar Jackson, 9/8/19 at Mia.....	5
Joe Flacco, 10/12/14 at TB.....	5
Tony Banks, 9/10/00 vs. Jax.....	5

COMPLETION PERCENTAGE

RAVENS SINGLE-GAME HISTORY

QB/Date/Opponent	Pct.
Lamar Jackson, 11/10/19 at Cin..	88.2
Lamar Jackson, 10/11/21 vs. Ind.	86.0
Lamar Jackson, 9/8/19 at Mia.....	85.0
Lamar Jackson, 11/8/20 at Ind.	82.6

PASSER RATING

RAVENS SINGLE-GAME HISTORY

QB/Date/Opponent	Rate
Lamar Jackson, 11/10/19 at Cin.	158.3
Lamar Jackson, 9/8/19 at Mia.....	158.3
Joe Flacco, 10/12/14 at TB.....	149.7

Jackson is the youngest QB in NFL history to produce a perfect passer rating. Incredibly, he's done it twice.

CONSECUTIVE PASSES, NO INTs

RAVENS SINGLE-GAME HISTORY

QB/Dates	Passes
Lamar Jackson, 11/25/18 -- 9/29/19	248
Lamar Jackson, 10/6/19 -- 12/8/19.....	181
Joe Flacco, 9/25/16 -- 10/23/16.....	176

With 107 rushing yards in Week 2 vs. Kansas City, Lamar Jackson eclipsed 3,000 rushing yards in his 48th career game, becoming the fastest QB in NFL history to reach that milestone. (Mike Vick, 61 games, is second fastest.)

PASSING TOUCHDOWNS

RAVENS SINGLE-SEASON HISTORY

Rk. Quarterback (Year)	TDs
1. Lamar Jackson (2019).....	36
2. Vinny Testaverde (1996).....	33
3. Joe Flacco (2014).....	27
4. Lamar Jackson (2020).....	26
5. Joe Flacco (2010).....	25

PASSER RATING

RAVENS SINGLE-SEASON HISTORY

Rk. Quarterback (Year)	Rate
1. Lamar Jackson (2019).....	113.3
2. Lamar Jackson (2020).....	99.3
3. Joe Flacco (2010).....	93.6
4. Joe Flacco (2014).....	91.0
5. Joe Flacco (2009).....	88.9

TD PASS PERCENTAGE

RAVENS SINGLE-SEASON HISTORY

Rk. Quarterback (Year)	TD%
1. Lamar Jackson (2019).....	9.0
2. Lamar Jackson (2020).....	6.9
3. Vinny Testaverde (1996).....	6.0
4. Tony Banks (1999).....	5.3
Trent Dilfer (2000).....	5.3

JACKSON'S 2019 MVP CAMPAIGN

- 43 total touchdowns - 1st
- 36 passing touchdowns - 1st
- 9.0 passing touchdown pct. - 1st
- 6.9 rushing average - 1st
- 113.3 passer rating - 3rd
- 1,206 rushing yards - 6th
- Starting QB wins (13) - 1st (tied)
- Games with 5 TD passes (2) - 1st
- Games with 4+ TD passes (4) - 1st
- Games with 3+ TD passes (8) - 1st
- Perfect passer rating games (2) - 1st
- 100-yard rush games (5) - 1st (by a QB)

PLAYER NOTES - JACKSON

100-YARD REGULAR SEASON RUSHING GAMES [QB's / SINGLE-SEASON NFL HISTORY]

1. Lamar Jackson (2019) 5
2. Russell Wilson (2014)..... 3
Michael Vick (2006) 3
Michael Vick (2004) 3

CAREER 100-YARD REGULAR SEASON RUSHING GAMES [QB's / NFL HISTORY]

1. Michael Vick10
2. Lamar Jackson 9
3. Russell Wilson 4
4. R. Cunningham, B. Douglass 3
D. McNabb, C. Newton & T. Rote 3

MOST CAREER GAMES W/ 5 TD PASSES & 85+ RUSHING YARDS [NFL HISTORY]

1. Lamar Jackson (2019) 2
2. Cam Newton 1

Newton's "5/85" game came during his 2015 NFL MVP campaign, just as Jackson's did in 2019.

MOST GAMES WITH 5 TD PASSES [NFL SINGLE-SEASON HISTORY]

1. Peyton Manning (2004)* 4
2. Lamar Jackson (2019)* 3
Cam Newton (2015)* 3
Drew Brees (2011) 3
Tom Brady (2007)* 3
Daunte Culpepper (2004) 3

*Won NFL MVP

MOST GAMES WITH 4+ TD PASSES [2019 SEASON]

1. Lamar Jackson (Bal.) 4
2. Jimmy Garoppolo (SF) 3
Daniel Jones (NYG) 3
Jameis Winston (TB) 3

MOST GAMES WITH 3+ TD PASSES [2019 SEASON]

1. Lamar Jackson (Bal.) 8
2. Drew Brees (NO)..... 7
3. Dak Prescott (Dal.) 6
4. Patrick Mahomes (KC) 5
Matthew Stafford (Det.) 5
Deshaun Watson (Hou.) 5
Jameis Winston (TB) 5

TOTAL TOUCHDOWNS [2019 SEASON]

1. Lamar Jackson (Bal.) 43
2. Russell Wilson (Sea.) 34
Jameis Winston (TB) 34

PASSING TOUCHDOWNS [2019 SEASON]

1. Lamar Jackson (Bal.) 36
2. Jameis Winston (TB) 33
3. Russell Wilson (Sea.) 31

NFL PASSER RATING [2019 SEASON]

1. Ryan Tannehill (Ten.) 117.5
2. Drew Brees (NO) 116.3
3. Lamar Jackson (Bal.) 113.3

MOST RUSHING YARDS [QUARTERBACKS / SINGLE-SEASON HISTORY]

1. Lamar Jackson (2019) 1,206
2. Michael Vick (2006) 1,039
3. Lamar Jackson (2020) 1,005
4. Bobby Douglass (1972) 968
5. Randall Cunningham (1990)..... 942

MOST GAMES WITH 2+ PASSING TDs AND 50+ RUSHING YARDS [SINCE 1970 MERGER]


- ENTIRE CAREER -

Rk.	Player	2+/50+ GAMES	GP/GS
1.	Cam Newton	23	140/139
2.	Randall Cunningham	20	161/135
	Michael Vick	20	143/115
4.	Steve Young	19	169/143
5.	Russell Wilson	16	149/149
6.	Lamar Jackson	15	51/42

- FIRST FOUR SEASONS -

Rk.	Player	2+/50+ GAMES
1.	Lamar Jackson	15
2.	Cam Newton	13
3.	Russell Wilson	8
4.	Randall Cunningham	7
5.	Kyler Murray	6
	Michael Vick	6

PLAYER NOTES - ANDREWS



MARK ANDREWS
#89 | TIGHT END

1X
PRO BOWLER

19

RECEIVING TDs SINCE 2019,
THE SECOND MOST
BY ANY NFL TIGHT END

5

MULTI-TD PERFORMANCES
SINCE 2019, RANKING NO. 1
AMONG NFL TEs

THE ANDREWS IMPACT

NFL RECEIVING LEADERS / TIGHT ENDS / SINCE 2019

RECEIVING YARDS

Rk.	Tight End	Yards
1.	Travis Kelce	3,014
2.	Darren Waller	2,660
3.	Mark Andrews	1,953
4.	George Kittle	1,914
5.	Mike Gesicki	1,500
6.	Hunter Henry	1,481

RECEPTIONS

Rk.	Tight End	Receptions
1.	Travis Kelce	232
2.	Darren Waller	225
3.	George Kittle	152
4.	Mark Andrews	151
5.	Zach Ertz	138
6.	Hunter Henry	135

RECEIVING TOUCHDOWNS

Rk.	Tight End	Touchdowns
1.	Travis Kelce	20
2.	Mark Andrews	19
3.	Jared Cook	17
4.	Darren Waller	14
5.	Robert Tonyan	13

20+ YARD RECEPTIONS

Rk.	Tight End	20+ Receptions
1.	Travis Kelce	40
2.	Darren Waller	35
3.	Mark Andrews	33
4.	George Kittle	27

ANDREWS TOP 3 IN TD CATCHES

Only three Ravens have ever posted at least 10 receiving TDs in a season, and that list includes TE Mark Andrews, whose 2019 Pro Bowl campaign was spectacular.

MOST RAVENS RECEIVING TOUCHDOWNS [SINGLE-SEASON HISTORY]

Rk.	Tight End	Receiving TDs
1.	Michael Jackson (1996)	14
2.	Torrey Smith (2014)	11
3.	Mark Andrews (2019)	10

ALL-TIME GREAT SEASON BY A RAVENS TE

TE Mark Andrews' 10 TD catches in 2019 ranked No. 1 by a tight end in Ravens single-season history, while his 852 receiving yards were second.

SINGLE-SEASON / RAVENS TIGHT END RECORDS

MOST RECEIVING YARDS

1.	Todd Heap (2005)	855
2.	Mark Andrews (2019)	852
3.	Todd Heap (2002)	836
4.	Shannon Sharpe (2001)	811

MOST RECEIVING TDs

1.	Mark Andrews (2019)	10
2.	Mark Andrews (2020)	7
	Todd Heap (2005)	7
	Dennis Pitta (2012)	7

ANDREWS HAS EYES FOR THE END ZONE

NFL RECEIVING TOUCHDOWNS / SINCE 2019

Rk.	Player (Team)	Receiving TDs
1.	Tyreek Hill (KC)	26
2.	Davante Adams (GB)	25
	Mike Evans (TB)	25
4.	Adam Thielen (Min.)	24
5.	DK Metcalf (Sea.)	22
6.	Tyler Lockett (Sea.)	21
7.	Marquise Brown (Bal.)	20
	A.J. Brown (Ten.)	20
	Marvin Jones (Jax.)	20
	Travis Kelce (KC)	20
11.	Mark Andrews (Bal.)	19
12.	Chris Godwin (TB)	18
	Cooper Kupp (LAR)	18

ANDREWS' NOTES TO KNOW


- Andrews set career highs in receptions (11) and receiving yards (147) in the 31-25 OT win vs. Ind. (10/11/21). The 147 receiving yards also set a single-game franchise record by a TE, while his 11 receptions tied (Dennis Pitta) for the most among his position group in franchise history.

- Andrews' 185 receptions, 2,505 receiving yards and 22 receiving TDs are the most by a Ravens' TE in his first four seasons.

- In 2020, Andrews became the first TE in Ravens history to produce multiple seasons (2019-20) with at least 700 receiving yards and 7 TDs.

- Since 2019, Andrews' 13 red zone TD receptions are the second most by an NFL TE (Travis Kelce - 14).

PLAYER NOTES - BROWN



MARQUISE BROWN
#5 | WIDE RECEIVER

DID YOU KNOW?
Over the past 11 games (since Week 12 of 2020), Marquise Brown's 11 receiving TDs ranks as the NFL's most. His 6 receptions of 40+ yards during that span also stand No. 1 in the NFL.

HOLLYWOOD LIGHTS

Among WRs chosen in the 2019 NFL Draft, WR Marquise Brown's 20 receiving TDs since then tie for the league's second most. After 7 receiving TDs as a rookie in 2019, Brown posted 8 receiving TDs in 2020 and has 5 in 2021.

NFL RECEIVING TDs SINCE 2019 / 2019 DRAFTED WRs

Rk.	Player (Team)	Receiving TDs
1.	DK Metcalf (Sea.)	22
2.	Marquise Brown (Bal.)	20
	A.J. Brown (Ten.)	20
4.	Diontae Johnson (Pit.)	15
5.	Terry McLaurin (WFT)	14

ROOKIE BROWN WAS A TD MACHINE

WR Marquise Brown posted 7 TD receptions in 2019, a mark that tied for third among all NFL rookies and now ties for second on the Ravens' rookie single-season total TDs record list.

RECEIVING TDs (NFL ROOKIES / 2019)

- A.J. Brown (Ten.) 8
Darius Slayton (NYG) 8
- Marquise Brown (Bal.)... 7
Terry McLaurin (Was.) 7
DK Metcalf (Sea.) 7

RAVENS TOTAL TDs (ROOKIES / SINGLE SEASON)

- J.K. Dobbins (2020) 9
- Marquise Brown (2019) .. 7
Marlon Brown (2013) 7
Torrey Smith (2011) 7
- Jamal Lewis (2000) 6

2020 SEASON MARKS

In 2020, Marquise Brown finished with 769 receiving yards and 8 receiving TDs, while averaging 13.26 yards per reception. He was one of 10 NFL players to notch at least 700 receiving yards, 8 receiving TDs and 13 yards per reception in 2020.

THE OTHER NINE PLAYERS TO NOTCH AT LEAST 700 RECEIVING YARDS, 8 RECEIVING TDs AND 13 YARDS PER RECEPTION IN 2020:

- Nelson Agholor (LV)
- Mike Evans (TB)
- Travis Kelce (KC)
- A.J. Brown (Ten.)
- Will Fuller (Hou.)
- DK Metcalf (Sea.)
- Chase Claypool (Pit.)
- Tyreek Hill (KC)
- Calvin Ridley (Atl.)

POSTSEASON PROWESS

WR Marquise Brown is one of nine players in NFL history to eclipse 300 postseason receiving yards in his first two NFL seasons. Remarkably, he's accomplished this feat while appearing in three playoff contests, tied for the least among the group. His career playoff total of 322 receiving yards ranks sixth all time among players through Year Two.

PLAYERS WITH AT LEAST 300 POSTSEASON RECEIVING YARDS THROUGH FIRST TWO SEASONS

 463 RANDY MOSS 4 GAMES	 393 T.Y. HILTON 3 GAMES	 347 ALVIN HARPER 5 GAMES
 324 TORREY SMITH 6 GAMES	 323 ROB GRONKOWSKI 4 GAMES	 322 MARQUISE BROWN 3 GAMES
 317 TERRY GLENN 5 GAMES	 315 D.K. METCALF 3 GAMES	 305 JULIO JONES 3 GAMES


POSTSEASON: 85-YARD MINIMUM

In his first three postseason contests, Marquise Brown totaled 126 receiving yards, 109 receiving yards and 86 receiving yards, respectively. He joins Larry Fitzgerald and Michael Thomas as the only players since the 1970 merger to eclipse 85 receiving yards in each of their first three postseason contests.

PLAYERS WITH AT LEAST 85 RECEIVING YARDS IN EACH OF THEIR FIRST THREE PLAYOFF CONTESTS

 MICHAEL THOMAS 1/7/18 vs. Car. 131 1/14/18 at Min. ... 85 1/13/19 vs. Phi. ... 171	 LARRY FITZGERALD 1/3/09 vs. Atl. 101 1/10/09 at Car. ... 166 1/18/09 vs. Phi. ... 152	 MARQUISE BROWN 1/11/20 vs. Ten. ... 126 1/10/21 at Ten. ... 109 1/16/21 at Buf. ... 87
---	--	--

PLAYER NOTES - WATKINS & BOWSER



SAMMY WATKINS
#14 | WIDE RECEIVER

"SAMMY IS A GEM. HE'S A GREAT PLAYER AND A GREAT PERSON. SAMMY, TO ME, IS ONE OF THE BEST RECEIVERS IN THE NFL - PERIOD. HE'S A MUCH MORE SEASONED PLAYER THAN I KNEW HIM IN HIS SECOND YEAR. EVERY DAY WITH HIM IS A GREAT DAY."

- Offensive Coordinator Greg Roman on WR Sammy Watkins

PLAYOFF SAMMY

WR Sammy Watkins' 19.23 postseason yards-per-reception average ranks No. 9 all time and second among active players (min. 20 catches). Since 2017, when Watkins made his postseason debut, that mark stands No. 1 in the NFL.

 ALVIN HARPER 27.29	 WILLIE GAULT 23.67	 HAROLD JACKSON 22.83
 VERNON DAVIS 22.22	 PAUL WARFIELD 21.09	 CHARLIE BROWN 20.78
 FRANK LEWIS 20.48	 TYLER LOCKETT 20.48	 SAMMY WATKINS 19.23

"YAC" ATTACK

Since WR Sammy Watkins entered the league in 2014, his 14.62 yards per reception mark ranks No. 6 in the NFL among players with at least 300 receptions.

YARDS PER RECEPTION / SINCE 2014 (MIN. 300 RECEPTIONS)

Rk.	Player	YPC
1.	T.Y. Hilton (Ind.)	15.58
2.	Mike Evans (TB)	15.43
3.	Rob Gronkowski (TB)	15.21
4.	Julio Jones (Ten.)	15.11
5.	John Brown (FA)	14.84
6.	Sammy Watkins (Bal.)	14.62
7.	Tyreek Hill (KC)	14.59

BOWSER A BACKFIELD DISTURBANCE

OLB Tyus Bowser has posted 12.5 sacks since he entered the NFL in 2017, ranking as Baltimore's third most during that span. Bowser also owns the fourth-most QB hits (32) over the past five seasons.

RAVENS SACKS (SINCE 2017)

1. Matthew Judon..... 30.5
2. Terrell Suggs 18
3. Tyus Bowser..... 12.5
4. Za'Darius Smith 12

RAVENS QB HITS (SINCE 2017)

1. Matthew Judon 93
2. Za'Darius Smith..... 42
3. Terrell Suggs 35
4. Tyus Bowser 32



CURRENT RAVENS TACKLES LEADERS / LINEBACKERS


PERNELL MCPHEE 156	PATRICK QUEEN 137	TYUS BOWSER 84
------------------------------	-----------------------------	--------------------------

BOWSER IS BALLING

OLB Tyus Bowser dropped into coverage on 35% of his pass snaps in 2020, the second-highest rate among NFL edge defenders (min. 250 pass snaps). Bowser's 4 career INTs currently rank fifth all time in franchise history at the LB position.

MOST INTERCEPTIONS BY A RAVENS LINEBACKER

Rk.	Player (Years)	INTs
1.	Ray Lewis (1996-2012)	31
2.	C.J. Mosley (2014-18)	9
3.	Adalius Thomas (2000-06)	6
4.	Daryl Smith (2013-15)	5
5.	Tyus Bowser (2017-present)	4



TYUS BOWSER
#54 | OUTSIDE LINEBACKER

47

**NO. 3 ACTIVE FRANCHISE LEADER IN CONSECUTIVE GAMES PLAYED*

K JUSTIN TUCKER (149)
S CHUCK CLARK (60)
OLB TYUS BOWSER (47)*

PLAYER NOTES – MURRAY & FREEMAN



LATAVIUS MURRAY
#28 | RUNNING BACK

1X
PRO BOWLER

3
TEAM-HIGH RUSHING
TDs IN 2021

11
CAREER 100-YARD
RUSHING GAMES

MURRAY'S CAREER CONSISTENCY

Pro Bowl RB Latavius Murray has consistently produced since entering the league in 2014. Among active players, Murray stands near the top in several rankings, including most rushing yards, rushing TDs and longest runs.

MOST RUSHING YARDS / SINCE 2014 / ACTIVE PLAYERS

Rk.	Player (Team)	Attempts	Yards
1.	Ezekiel Elliott (Dal.)	1,498	6,836
2.	Derrick Henry (Ten.)	1,324	6,500
3.	Mark Ingram II (Hou.)	1,307	6,074
4.	Le'Veon Bell (Bal.)	1,316	5,604
5.	Melvin Gordon III (Den.)	1,334	5,508
6.	Latavius Murray (Bal.)	1,241	5,159
7.	Carlos Hyde (Hou.)	1,177	4,834
8.	Devonta Freeman (Bal.)	1,012	4,186

MOST RUSHING TOUCHDOWNS / SINCE 2014 / ACTIVE PLAYERS

Rk.	Player (Team)	TDs
1.	Derrick Henry (Ten.)	62
2.	Mark Ingram II (Hou.)	52
3.	Ezekiel Elliott (Dal.)	51
4.	Melvin Gordon III (Den.)	47
5.	Latavius Murray (Bal.)	46
6.	Alvin Kamara (NO)	44
7.	David Johnson (Hou.)	39
	Aaron Jones (GB)	39

LONGEST RUSHING PLAYS / SINCE 2014 / ACTIVE PLAYERS

Rk.	Player (Current Team)	Yardage (Game)
1.	Derrick Henry (Ten.)	99t (Wk. 14, 2018)
2.	Ronald Jones II (TB)	98t (Wk. 10, 2020)
3.	Nick Chubb (Cle.)	92t (Wk. 10, 2018)
4.	Damien Williams (Chi.)	91t (Wk. 9, 2019)
5.	Latavius Murray (Oak.)	90t (Wk. 12, 2014)
	Leonard Fournette (TB)	90t (Wk. 5, 2017)

GOOD HANDS FROM FREEMAN

Pro Bowl RB Devonta Freeman always had a knack for catching the ball. Since entering the NFL in 2014, he ranks in the Top 10 in several receiving categories among active RBs.

MOST RECEPTIONS SINCE 2014 / ACTIVE RBs

Rk.	Player (Team)	Targets	Rec.
1.	James White (NE)	511	381
2.	Le'Veon Bell (Bal.)	430	349
3.	Alvin Kamara (NO)	431	341
4.	Christian McCaffrey (Car.)	415	336
5.	Giovani Bernard (TB)	403	301
6.	Devonta Freeman (Bal.)	337	267
7.	Melvin Gordon III (Den.)	355	266
8.	David Johnson (Hou.)	371	254

MOST RECEIVING YARDS SINCE 2014 / ACTIVE RBs

Rk.	Player (Team)	Yards
1.	James White (NE)	3,278
2.	Alvin Kamara (NO)	2,937
3.	Le'Veon Bell (Bal.)	2,860
4.	Christian McCaffrey (Car.)	2,835
5.	David Johnson (Hou.)	2,646
6.	Giovani Bernard (TB)	2,446
7.	Austin Ekeler (LAC)	2,273
8.	Melvin Gordon III (Den.)	2,127
9.	Devonta Freeman (Bal.)	2,107
10.	Ezekiel Elliott (Dal.)	2,012

RB SINGLE POSTSEASON REC. YARDS / SINCE 2014



168 YDS
2016
DEVONTA FREEMAN
7TH ALL-TIME



151 YDS
2018
JAMES WHITE



148 YDS
2020
LEONARD FOURNETTE




DEVONTA FREEMAN
#33 | RUNNING BACK

2X
PRO BOWLER

2
1,000-YARD
RUSHING SEASONS

8
CAREER 100-YARD
RUSHING GAMES

PLAYER NOTES - CAMPBELL



CALAIS CAMPBELL
#93 | DEFENSIVE END

1X FIRST-TEAM ALL-PRO
3X SECOND-TEAM ALL-PRO
6X PRO BOWLER

2017 PFWA NFL DEFENSIVE PLAYER OF THE YEAR
2019 NFL WALTER PAYTON MAN OF THE YEAR

DURABILITY ON DISPLAY

DE Calais Campbell has played in 203 games, with 185 starts. He ranks first in both categories among active D-linemen.

MOST GAMES PLAYED / ACTIVE NFL DEFENSIVE LINEMEN

Rk.	Player (Teams)	GP (GS)
1.	Calais Campbell (Ari./Jax./Bal.)	203 (185)
2.	Ndamukong Suh (Det./Mia./LAR/TB)	179 (179)
3.	Tyson Alualu (Jax./Pit.)	174 (111)
4.	Jerry Hughes (Ind./Buf.)	172 (123)

SACK ATTACK

MOST MULTI-SACK GAMES SINCE 2017 [ACTIVE NFL DEFENDERS]

Rk.	Player (Team)	Games
1.	Aaron Donald (LAR)	17
2.	Cameron Jordan (NO)	14
	T.J. Watt (Pit.)	14
4.	Myles Garrett (Cle.)	12
	Chandler Jones (Ari.)	12
6.	Yannick Ngakoue (LV)	11
7.	Chris Jones (KC)	10
	Ryan Kerrigan (Phi.)	10
9.	Calais Campbell (Bal.)	9
	Denico Autry (Ten.)	9
	Joey Bosa (LAC)	9
	Khalil Mack (Chi.)	9
	Von Miller (Den.)	9
	Za'Darius Smith (GB)	9

CALAIS QUICK HITS

- DE Calais Campbell is the only active NFL defender to record 200 career games played.
- Campbell is one of five active D-linemen with more than 50 career PD (Carlos Dunlap, 64; J.J. Watt, 62; Jason Pierre-Paul, 58; Calais Campbell, 54; Cameron Jordan, 52).

ACTIVE SACKS LEADERS

DE Calais Campbell's 92 career sacks are the seventh most among active NFL defenders.

MOST SACKS / ACTIVE NFL DEFENDERS

Rk.	Player (Team)	Sacks
1.	Von Miller (Den.)	110.5
2.	Chandler Jones (Ari.)	102.0
3.	J.J. Watt (Ari.)	101.0
4.	Justin Houston (Bal.)	98.5
5.	Ryan Kerrigan (Phi.)	95.5
6.	Cameron Jordan (NO)	94.5
7.	Calais Campbell (Bal.)	92.0

FOUR-SACK SEASONS

DE Calais Campbell has posted at least 4 sacks in 12 consecutive seasons (2009-20), marking the NFL's longest active streak of consecutive 4-plus sack seasons.

CONSECUTIVE SEASONS WITH AT LEAST 4.0 SACKS [ACTIVE STREAKS]

Rk.	Player (Team)	Seasons
1.	Calais Campbell (Bal.)	12 (2009-20)
2.	Carlos Dunlap (Sea.)	11 (2010-20)
3.	Justin Houston (Bal.)	10 (2011-20)
	Ryan Kerrigan (Phi.)	10 (2011-20)
	Everson Griffen (Min.)	10 (2011-20)

PICTURE THIS

DE Calais Campbell is one of four NFL defenders since 2000 to register at least 700 tackles and 85 sacks.

SINCE 2000 / PLAYERS WITH AT LEAST 700 TACKLES & 85 SACKS



Calais Campbell
737 / 92

Julius Peppers
718 / 158.5



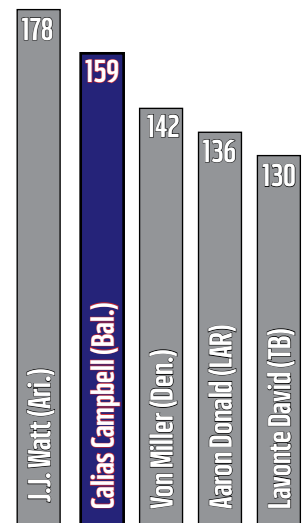
Justin Smith
879 / 87

Terrell Suggs
886 / 139



Since being drafted in 2008, DE Calais Campbell's 159 tackles for loss rank second in the NFL, trailing only Arizona DE J.J. Watt's 178 TFL during that span.

MOST TACKLES FOR LOSS / ACTIVE NFL DEFENDERS



PLAYER NOTES – HUMPHREY



MARLON HUMPHREY
#44 | CORNERBACK

2X PRO BOWLER

1X FIRST-TEAM ALL-PRO

**MOST FORCED FUMBLES
NFL DEFENDERS / 2020 SEASON**

Marlon Humphrey (Bal.)	8
Haason Reddick (Ari.)	6
11 Players Tied	4

PERFECTING THE PUNCH-OUT

CB Marlon Humphrey's 8 forced fumbles in 2020 were the second most by a DB in NFL history (records kept since 2000).

MOST FORCED FUMBLES / DEFENSIVE BACKS NFL SINGLE-SEASON HISTORY (RECORDS KEPT SINCE 2000)

Rk.	Player (Year)	FFs
1.	Charles Tillman (2012)	10
2.	Marlon Humphrey (2020)	8
	Chris Harris (2007)	8
4.	Oshiomogho Atogwe (2008)	6
	Brian Dawkins (2008)	6
	Roman Harper (2010)	6
	Charles Tillman (2009)	6

FRUIT PUNCH & JUICE MAN

Since CB Marlon Humphrey entered the league in 2017, he and teammate CB Marcus Peters (IR) are the only NFL defenders to produce at least 40 PD, 8 INTs, 8 FFs and 3 FRs.



MARCUS PETERS

PD	INTs	FFs	FRs
40	17	8	5



STATS SINCE 2017

MARLON HUMPHREY

PD	INTs	FFs	FRs
55	8	11	3

BALTIMORE DEFENDERS SINCE 2019

INTERCEPTIONS / SINCE 2019

Rk.	Player	INTs
1.	Marcus Peters	7
2.	Marlon Humphrey	4
3.	Tyus Bowser	3

PASSES DEFENSED / SINCE 2019

Rk.	Player	PD
1.	Marlon Humphrey	29
2.	Marcus Peters	19
3.	Chuck Clark	16

FORCED FUMBLES / SINCE 2019

Rk.	Player	FFs
1.	Marlon Humphrey	10
2.	Chuck Clark	4
	Marcus Peters	4

MARLON MAKES PLAYS

- In 2020, CB Marlon Humphrey led the NFL with 8 FFs (also standing as a Ravens' single-season record), en route to his second Pro Bowl nod.

- In 2020, Humphrey was one of only two NFL defenders (Jason Pierre-Paul) to record at least 2 sacks (2.5), 4 FFs (8) and 6 PD (8). He also became the first DB to register at least 8 FFs and a sack in NFL single-season history (records kept since 2000).

- Baltimore has never lost a game (11-0) when Humphrey records a takeaway.

- Humphrey's 11 defensive forced fumbles are tied with Oshiomogho Atogwe (2005-08) for the most by a defensive back in his first four seasons in NFL History (records kept since 2000).

- Humphrey's 70-yard FR-TD vs. NE in Week 9 of the 2019 season is the longest FR return in Ravens franchise history.

MARLON THE MAGNET

Since 2018, CB Marlon Humphrey's 44 passes defended tie for fifth most among all NFL defensive backs.

NFL PASSES DEFENSED / DEFENSIVE BACKS / SINCE 2018

Rk.	Player (Team)	PD
1.	James Bradberry (NYG)	50
2.	Carlton Davis (TB)	46
	Marshon Lattimore (NO)	46
4.	Janoris Jenkins (Ten.)	45
5.	Marlon Humphrey (Bal.)	44
	Jaire Alexander (GB)	44
7.	Kyle Fuller (Den.)	43
	Stephon Gilmore (Car.)	43
	Joe Haden (Pit.)	43
	Denzel Ward (Cle.)	43

PLAYER NOTES - HOUSTON



JUSTIN HOUSTON
#50 | OUTSIDE LINEBACKER

4X PRO BOWLER
1X FIRST-TEAM ALL-PRO
1X SECOND-TEAM ALL-PRO
98.5 CAREER SACKS
22 SACKS IN 2014 w/ KC

HOUSTON... IS A PROBLEM!

MOST SACKS / SINCE 2011

Rk.	Player	Sacks
1.	Von Miller.....	110.5
2.	Chandler Jones	102.0
3.	J.J. Watt	101.0
4.	Justin Houston.....	98.5
5.	Ryan Kerrigan	95.5

MOST MULTI-SACK GAMES / SINCE 2011

Rk.	Player	Games
1.	J.J. Watt	31
2.	Justin Houston.....	25
	Chandler Jones	25
	Von Miller.....	25
5.	Jason Pierre-Paul	22
	Cameron Jordan.....	22
	Aaron Darnold	22

MOST TACKLES FOR LOSS / ACTIVE PLAYERS / SINCE 2011

Rk.	Player	TFL
1.	J.J. Watt	178
2.	Von Miller	142
3.	Calais Campbell	136
	Aaron Donald	136
5.	Lavonte David.....	130
6.	Cameron Jordan	128
7.	Justin Houston	119
8.	Ryan Kerrigan.....	118
9.	Jason Pierre-Paul	115
10.	Chandler Jones	112
11.	Ndamukong Suh	111

MOST CONSECUTIVE SEASONS WITH AT LEAST 8 SACKS ACTIVE NFL STREAKS

Rk.	Player	Seasons
1.	Aaron Donald	7
2.	Khalil Mack.....	6
3.	Yannick Ngakoue	5
4.	Justin Houston.....	4
	Jason Pierre-Paul.....	4

2014 PASS RUSH DOMINANCE

The 2014 campaign was a historic output for OLB Justin Houston. As a member of the Kansas City Chiefs, Houston racked up a staggering 22 sacks in 16 starts, ranking as the second-highest single-season sack total in NFL history. Houston also set career highs in tackles (69) and forced fumbles (4), while his 23 TFL tied for 10th most in league history.



2001

MICHAEL STRAHAN
22.5



2014

JUSTIN HOUSTON
22.0



2011

JARED ALLEN
22.0



1984

MARK GASTINEAU
22.0



1987

CHRIS DOLEMAN
21.0



1987

REGGIE WHITE
21.0

NFL SACKS LEADERS / ACTIVE DEFENDERS

Rk.	Player (Team)	Sacks
1.	Von Miller (Den.)	110.5
2.	Chandler Jones (Ari.)	102.0
3.	J.J. Watt (Ari.)	101.0
4.	Justin Houston (Bal.)	98.5
5.	Ryan Kerrigan (Phi.)	95.5
6.	Cameron Jordan (NO).....	94.5
7.	Calais Campbell (Bal.)	92.0
8.	Jason Pierre-Paul (TB).....	89.0
9.	Aaron Donald (LAR)	88.5
10.	Carlos Dunlap (Sea.)	87.5
	Robert Quinn (Chi.)	87.5
12.	Everson Griffen (Min.).....	84.5
13.	Khalil Mack (Chi.).....	75.5

HOUSTON NOTES TO KNOW

- Houston's additional accolades include: Art Rooney Sportsmanship Award Finalist (2020), Kansas City Chiefs Ed Block Courage Award (2016) and Deacon Jones Award (2014).
- Since entering the league in 2011, Houston has posted four safeties, tying for the most in NFL history (Doug English & Ted Hendricks - 4).
- Houston is only 1.5 sacks away from 100 career sacks, which will make him the 37th player in league history to reach the coveted century mark.

PLAYER NOTES - WILLIAMS & QUEEN



BRANDON WILLIAMS
#98 | DEFENSIVE TACKLE

1X
PRO BOWLER

296
*NO. 2 ACTIVE
FRANCHISE TACKLES
LEADER

*CB JIMMY SMITH (354)

WILLIAMS ANCHORS RUN "D"

Pro Bowl DT Brandon Williams is one of the NFL's top D-linemen, helping Baltimore regularly produce a stout run defense. Since 2014, when Williams became a full-time starter, Baltimore has been especially strong vs. opposing ground games.

FEWEST RUSHING YARDS ALLOWED PER GAME / SINCE 2014

 Baltimore Ravens	96.7
 Seattle Seahawks	101.4
 Tampa Bay Buccaneers	101.4
 Pittsburgh Steelers	102.0
 New York Jets	103.5

LOWEST RUSHING AVG. ALLOWED PER CARRY / SINCE 2014

 New York Jets	3.89
 Tampa Bay Buccaneers	3.92
 Baltimore Ravens	4.02
 Denver Broncos	4.02
 Seattle Seahawks	4.03

BALTIMORE'S BEST DTs

MOST TACKLES BY RAVENS INTERIOR D-LINEMEN

Rk.	Player	Tackles	Years
1.	Kelly Gregg	515	2001-10
2.	Haloti Ngata	446	2006-14
3.	Brandon Williams	296	2013-present
4.	Tony Siragusa	159	1997-2001

MOST TACKLES FOR LOSS BY RAVENS INTERIOR D-LINEMEN

Rk.	Player	TFL	Years
1.	Haloti Ngata	43	2006-14
2.	Brandon Williams	30	2013-present
	Kelly Gregg	30	2001-10

(TFL became an official stat beginning in 2001.)

2020 FIRST-ROUND LINEBACKERS

In 2020, Ravens rookie ILB Patrick Queen and Panthers S Jeremy Chinn were the NFL's only rookie defenders with at least 100 tackles, 1 TFL, 1 sack, 1 INT, 1 FF, 1 FR and 1 TD. Below are the five LBs who were selected in 2020's first round.

2020 FIRST-ROUND NFL LINEBACKERS STATISTICS

Player (Pick / Team)	GP/GS	TT	TFL	S	INTs	FFs	FRs	TDs
Patrick Queen (28/Bal.)	16-16	105	9	3.0	1	2	2	1
Kenneth Murray (23/LAC)	16-16	107	5	1.0	0	0	0	0
Jordyn Brooks (27/Sea.)	14-6	57	2	0.0	0	0	0	0
Isaiah Simmons (8/Ari.)	16-7	46	4	2.0	1	1	1	0
K'Lavon Chaisson (20/Jax.)	16-3	19	3	1.0	0	0	0	0

QUEEN, MURRAY AND SIMMONS (BELOW) WERE NAMED TO THE PFWA ALL-ROOKIE TEAM (2020)



2020

PATRICK QUEEN



2020

KENNETH MURRAY



2020

ISAIAH SIMMONS

THE KING OF QUEENS IN 2020

- In Week 5 of 2020 vs. Cincinnati, ILB Patrick Queen posted a strip-sack and then recovered the ball. Queen became the second Ravens rookie to record a sack, FF and FR in a game, joining OLB Terrell Suggs, who accomplished the feat three times during his 2003 Defensive ROY campaign.
- In that 2020 Cincy game, Queen also had a 53-yard FR-TD, which is the fifth-longest FR-TD in Ravens history (sixth-longest overall). His performance earned him AFC Defensive Player of the Week honors for Week 5.
- Queen became the second NFL defender since 1987 to post 9-plus tackles, at least 2 FRs, 1 sack and 1 defensive TD in a game. Former Texans ILB Demeco Ryans was the other.



PATRICK QUEEN
#6 | INSIDE LINEBACKER

1
NFL DEFENDER (QUEEN) IN
2020 WHO POSTED AT LEAST
70 TACKLES, 3 SACKS, 2 FFs,
2 FRs, 1 INT & 1 DEFENSIVE TD

105
TACKLES
[2020 TEAM LEADER]

32
TACKLES
[2021 TEAM LEADER]

PLAYER NOTES - TUCKER



JUSTIN TUCKER
#9 | KICKER

- 12X** PLAYER OF THE WEEK [FRANCHISE RECORD]
- 7X** AFC SPECIAL TEAMS PLAYER OF THE MONTH
- 4X** PRO BOWLER
- 4X** FIRST-TEAM ALL-PRO
- 2X** SECOND-TEAM ALL-PRO

TUCKER RANKS NO. 1 ALL TIME

K Justin Tucker, the most accurate kicker ever, owns a 90.7% success mark. In 2020, for the fifth-consecutive season, he scored at least 130 points. The five 130-point outputs by Tucker tie an NFL record of consecutive seasons scoring 130-plus points (Stephen Gostkowski, 2011-15, & David Akers, 2008-12).

BEST CAREER FIELD GOAL PERCENTAGE [NFL HISTORY / MIN. 100 ATTEMPTS]

Rk.	Player (Team)	FGM - FGA	Pct.
1.	Justin Tucker (Bal.)	302-333	90.7
2.	Harrison Butker (KC)	126-139	90.6
3.	Chris Boswell (Pit.)	154-175	88.0
4.	Josh Lambo (Jax.)	128-147	87.1
5.	Wil Lutz (NO)	142-164	86.6

TUCKER HITS THE MARK

Since entering the league in 2012, K Justin Tucker ranks at or near the top of several NFL kicking categories:

302 Field Goals Made	1,265 Points Scored	90.7 Career FG Percentage
NFL's Most Since 2012	NFL's Most Since 2012	Best Mark in NFL History
136 40+ Yard FGM	44 50+ Yard FGM	7 Games w/ Dual 50+ FGM
NFL's Most Since 2012	NFL's 2nd Most Since 2012	NFL's Most (Tied) Since 2012

TUCKER'S CHART TALK

MOST FIELD GOALS MADE / SINCE 2012

Rk.	Player (Team)	FGM
1.	Justin Tucker (Bal.)	302
2.	Stephen Gostkowski (FA)	251
3.	Greg Zuerlein (Dal.)	244
4.	Matt Prater (Ari.)	238

MOST POINTS SCORED / SINCE 2012

Rk.	Player (Team)	Points
1.	Justin Tucker (Bal.)	1,265
2.	Stephen Gostkowski (FA)	1,163
3.	Matt Prater (Ari.)	1,094
4.	Mason Crosby (GB)	1,075
5.	Greg Zuerlein (Dal.)	1,046

BEST FIELD GOAL PERCENTAGE ROOKIES / NFL HISTORY

Rk.	Player (Year)	FGM - FGA	Pct.
1.	Michael Badgley (2018)	15-16	93.8
2.	Blair Walsh (2012)	35-38	92.1
3.	Justin Tucker (2012)	30-33	90.9
4.	Harrison Butker (2017)	38-42	90.5
5.	Jason Sanders (2018)	18-20	90.0

BEST FIELD GOAL PERCENTAGE RAVENS SINGLE-SEASON HISTORY (MIN. 16 ATT.)

Rk.	Player (Year)	FGM - FGA	Pct.
1.	Justin Tucker (2016)	38-39	97.4
2.	Justin Tucker (2019)	28-29	96.6
3.	Matt Stover (2006)	28-30	93.3
4.	Justin Tucker (2013)	38-41	92.7
5.	Justin Tucker (2017)	34-37	91.9

CONSECUTIVE FIELD GOALS MADE / ALL-TIME STREAKS

Rk.	Player (Team)	FGM
1.	Adam Vinatieri (2015-16)	44
2.	Mike Vanderjagt (2002-04)	42
3.	Gary Anderson (1997-98)	40
4.	Graham Gano (2020-21)	37
	Jason Myers (2019-21)	37
6.	Matt Stover (2005-06)	36
	Nick Folk (2020-21)	36
7.	Justin Tucker (2015-16)	35
	Adam Vinatieri (2013-14)	35

17 GAME-WINNING FIELD GOALS

- 2021: Week 3 at Det., 66 yds*
- 2020: Week 14 at Cle., 55 yds
- 2019: Week 13 vs. SF, 49 yds
- 2019: Week 5 at Pit., 46 yds OT
- 2018: Week 11 vs. Cin., 24 yds
- 2016: Week 3 at Jax., 53 yds
- 2016: Week 2 at Cle., 49 yds
- 2015: Week 11 vs. STL, 47 yds
- 2015: Week 8 vs. SD, 39 yds
- 2015: Week 4 at Pit., 52 yds OT
- 2014: Week 3 at Cle., 32 yds
- 2013: Week 15 at Det., 61 yds
- 2013: Week 10 vs. Cin., 46 yds OT
- 2013: Week 5 at Mia., 44 yds
- 2012: Div. at Den., 47 yds 2OT
- 2012: Week 12 at SD, 38 yds OT
- 2012: Week 3 vs. NE, 27 yds

*NFL Record

PLAYER NOTES – TUCKER

TUCKER TIDBITS

- Tucker has connected on 52 consecutive fourth-quarter/OT FGAs and is a perfect 16-of-16 on tries in the final minute of regulation throughout his career. His 94.9 career FG% in the second half/OT (149-of-157) also ranks as the NFL's best such mark of all time.
- Since PATs were moved back to the 15-yard line in 2015, Tucker (249-of-253) has produced the NFL's best PAT percentage (98.4, min. 100 attempts)
- Tucker is a seven-time AFC Special Teams Player of the Month. He has also earned a team-record 12 AFC ST Player of the Week honors.
- Tucker's 6 FGs on 12/16/13 at Det. set a team record and a single-game NFL high in 2013. He became the first kicker ever to connect from the 20-, 30-, 40-, 50- & 60-yard range in a game.

PLAYER OF THE MONTH AWARDS

PLAYER OF THE MONTH AWARDS / SINCE AWARD INCEPTION

Rk.	Player	No.
1.	Tom Brady	11
2.	Peyton Manning	8
	Aaron Rodgers	8
4.	Justin Tucker	7
5.	Brett Favre	6
	Barry Sanders	6
	Bruce Smith	6
	J.J. Watt	6
	Steve Young	6

FAST & FURIOUS

Since entering the league in 2012, K Justin Tucker has reached several marks faster than any other player in NFL history:



YEAR 10: MILESTONES IN THE MAKING

- K Justin Tucker needs 65 points to tie Stephen Gostkowski (1,330 points) for the most points scored through a player's first 10 seasons in NFL history.
- Needs 88 more points in 2021 to reach 130 and become the first kicker in NFL history to reach that mark in six consecutive seasons.
- Needs two games with multiple FGM to tie Stephen Gostkowski (95 games) for the most such performances through a player's first 10 seasons in NFL history.

CLUB 30

In 2018, K Justin Tucker became the first kicker in NFL history to produce six seasons with 30-or-more FGs made.

MOST SEASONS WITH 30-PLUS FIELD GOALS MADE (NFL HISTORY)

Rk.	Player	Seasons
1.	Justin Tucker	6
2.	David Akers	5
	John Carney	5
	Robbie Gould	5
	Stephen Gostkowski	5

2016: THE BEST SEASON EVER?

- In 2016, All-Pro K Justin Tucker connected on 38-of-39 FGAs (lone miss was a block), posting the then-fifth-best pct. (97.4) in NFL single-season history.
- Tucker's 38 FGs made in 2016 ranked No. 1 in the NFL, and he was also 27-of-27 on PATs. An NFL single-season record 24 of Tucker's 38 FGs made in 2016 came from 40 yards or beyond.
- Tucker's 10 FGs of 50-plus yards in 2016 are a Ravens' single-season record. They tie (Blair Walsh, 2012 & Brandon McManus, 2020) for the most in NFL history. (Tucker was a perfect 10-for-10 from 50 yards and out in 2016.)

BEST FIELD GOAL PERCENTAGE / NFL SINGLE-SEASON HISTORY

Rk.	Player (Year)	FGM - FGA	Pct.
1.	Gary Anderson (1998)	35-35	100.0
	Mason Crosby (2020)	16-16	100.0
	Jason Myers (2020)	16-16	100.0
	Mike Vanderjagt (2003)	37-37	100.0
	Jeff Wilkins (2000)	17-17	100.0
	Tony Zendejas (1991)	17-17	100.0
7.	Justin Tucker (2016)	38-39	97.4

LONGEST FIELD GOALS MADE / NFL HISTORY


Rk.	Player (Date)	Distance
1.	Justin Tucker (9/26/21 at Det.)	66
2.	Matt Prater (12/8/13 vs. Ten.)	64
3.	Five Kickers	63

MOST 60-PLUS FIELD GOALS MADE / NFL HISTORY

Rk.	Player	FGM
1.	Brett Maher	3
2.	Justin Tucker	2
	Sebastian Janikowski	2
	Jason Myers	2
	Matt Prater	2
	Greg Zuerlein	2

Justin Tucker has connected on 2 of the 25 60-plus-yard FGM in NFL history. Of those 25 conversions, only 7 have been go-ahead makes in the final minute of a game. Tucker is the only kicker in NFL history with multiple such go-ahead makes (66 yards - 9/26/21 at Det.; 61 yards - 12/16/13 at Det.).

PLAYER NOTES - KOCH



SAM KOCH
#4 | PUNTER

IX PRO BOWLER & SECOND-TEAM ALL-PRO

“No matter what, this guy is never satisfied about what he’s done in practice. Even when he has a great day in practice, he’ll tell you: ‘Nope, it wasn’t good enough.’”

- ST Coordinator Chris Horton on P Sam Koch

SAM IN THE 20

P Sam Koch is the Ravens’ all-time leader in punts inside the 20 (434). In 2017, he posted a franchise-record 40 boots inside the 20, which ranked as the NFL’s most.

MOST PUNTS INSIDE THE 20

RAVENS HISTORY

Rk.	Player	Inside 20
1.	Sam Koch	434
2.	Kyle Richardson	128
3.	Dave Zastudil	89

RAVENS SINGLE SEASON

Rk.	Player (Year)	Inside 20
1.	Sam Koch (2017)*	40
2.	Sam Koch (2010)	39
	Kyle Richardson (1999)	39

*In 2017, Koch’s 40 punts inside the 20 ranked No. 1 in the NFL

KOCH DOMINATED IN 2017

No punter in 2017 was more dominant at pinning opponents deep in their own territory than P Sam Koch.

PUNTS INSIDE 20 [NFL RANK]

1

Sam Koch 40
Chris Jones 34
Two Players 33

PUNTS INSIDE 10 [NFL RANK]

1

Sam Koch 16
Marquette King... 14
Three Players 13

PUNTS INSIDE 5 [NFL RANK]

2

Andy Lee 6
Sam Koch 5
Three Others 5

FAST FACTS

- In Week 4 of 2020 at Washington, P Sam Koch completed a 15-yard pass to WR Miles Boykin on a fourth-and-9 fake punt. Among players with at least 5 career passes, Koch holds the NFL record with a 100% completion rate, going 7-of-7 for 82 yards and a 115.5 rating.
- In 2020, Koch was the NFL’s only punter to place at least 20 punts inside in the 20-yard line (22) and have no more than 1 TB.

RAVENS ALL-TIME LEADER

P Sam Koch owns a 45.4 career gross average and 39.7 career net, both marks that rank first in Ravens history. In 2014, he posted a career-high and team-record 47.4-yard gross (matched again in 2018) and 43.3-yard net average.

CAREER GROSS AVERAGE [RAVENS HISTORY]

Rk.	Player	Average
1.	Sam Koch	45.4
2.	Greg Montgomery	43.2
3.	Dave Zastudil	41.6

CAREER NET AVERAGE [RAVENS HISTORY]

Rk.	Player	Average
1.	Sam Koch	39.7
2.	Greg Montgomery	37.2
3.	Kyle Richardson	35.4

PINNING ‘EM DEEP

Dating back to 2006, when he entered the NFL, P Sam Koch’s 434 punts inside the 20 rank second in the NFL.

NFL PUNTS INSIDE THE 20 / SINCE 2006

Rk.	Player (Team)	Inside the 20
1.	Dustin Colquitt (Atl.)	444
2.	Sam Koch (Bal.)	434
3.	Andy Lee (Ari.)	411

RAVENS IRONMEN

RAVENS CONSECUTIVE GAMES PLAYED ALL-TIME STREAKS

Rk.	Player	Games	Years
1.	Sam Koch	239	2006-20
2.	Justin Tucker	149	2012-present
3.	Jarret Johnson	129	2003-11

BALTIMORE RAVENS MOST ALL-TIME GAMES PLAYED

Rk.	Player	Games	Years
1.	Sam Koch	244	2006-present
2.	Terrell Suggs	229	2003-18
3.	Ray Lewis	228	1996-2012
4.	Matt Stover	207	1996-2008
5.	Jonathan Ogden	177	1996-2007
	Marshal Yanda	177	2007-19

ESPN’S KEVIN SEIFERT ON SAM KOCH’S ARSENAL OF PUNTS:

“Some are designed to hook toward the sideline with maximum hang time. Others use an intentionally low trajectory to aid coverage teams. He has a knuckler and one kick that drops, from the returner’s perspective, roughly in the shape of the letter ‘S.’ He’s debuted a ‘boomerang’ punt that does just what you would imagine it might. Most, but not all, of these punts are intended to discourage a clean catch and minimize the return. ... Sam Koch and the Ravens have introduced a new way to punt.”

ALPHABETICAL ROSTER

NO.	NAME	POS	HT	WT	DOB	EXP	COLLEGE	HOMETOWN	HOW ACQ
89	Andrews, Mark	TE	6-5	256	09/06/95	4	Oklahoma	Scottsdale, AZ	D3b '18
23	Averett, Anthony	CB	5-11	184	11/30/94	4	Alabama	Woodbury, NJ	D4a '18
49	Board, Chris	ILB	6-2	237	07/23/95	4	North Dakota State	Orlando, FL	FA '18
54	Bowser, Tyus	OLB	6-3	242	05/23/95	5	Houston	Tyler, TX	D2 '17
80	Boykin, Miles	WR	6-4	220	10/12/96	3	Notre Dame	New Lenox, IL	D3b '19
77	Bozeman, Bradley	C/G	6-5	325	11/24/94	4	Alabama	Roanoke, AL	D6c '18
5	Brown, Marquise	WR	5-9	180	06/04/97	3	Oklahoma	Hollywood, FL	D1 '19
56	Bynes, Josh	ILB	6-1	235	08/24/89	10	Auburn	Lauderdale Lakes, FL	FA '21
93	Campbell, Calais	DE	6-8	300	09/01/86	14	Miami (Fla)	Denver, CO	TR (Jax.) '20
36	Clark, Chuck	S	6-0	205	04/19/95	5	Virginia Tech	Suffolk, VA	D6 '17
63	Colon, Trystan	C/G	6-3	313	03/23/98	2	Missouri	Webb City, MO	FA '20
13	Duvernay, Devin	WR	5-11	200	09/12/97	2	Texas	Sachse, TX	D3b '20
32	Elliott, DeShon	S	6-1	210	04/21/97	4	Texas	Dallas, TX	D6a '18
71	Ellis, Justin	DT	6-2	350	12/27/90	8	Louisiana Tech	Neville, LA	FA '19
33	Freeman, Devonta	RB	5-8	206	03/15/92	8	Florida State	Miami, FL	FA '21
40	Harrison, Malik	ILB	6-3	247	03/05/98	2	Ohio State	Columbus, OH	D3c '20
50	Houston, Justin	OLB	6-3	270	01/21/89	11	Georgia	Statesboro, GA	FA '21
44	Humphrey, Marlon	CB	6-0	197	07/08/96	5	Alabama	Hoover, AL	D1 '17
2	Huntley, Tyler	QB	6-1	196	02/03/98	2	Utah	Hallandale Beach, FL	FA '20
8	Jackson, Lamar	QB	6-2	212	01/07/97	4	Louisville	Pompano Beach, FL	D1b '18
4	Koch, Sam	P	6-1	222	08/13/82	16	Nebraska	Seward, NE	D6a '06
41	Levine Sr., Anthony	DB/LB	5-11	207	03/27/87	10	Tennessee State	Abbeville, LA	FA '12
92	Madubuike, Justin	DT	6-3	300	11/17/97	2	Texas A&M	McKinney, TX	D3a '20
90	McPhee, Pernel	OLB	6-3	269	12/17/88	11	Mississippi State	Pahokee, FL	(Was.) '19
65	Mekari, Patrick	OL	6-4	308	08/13/97	3	Cal-Berkeley	Westlake Village, CA	FA '19
46	Moore, Nick	LS	6-2	248	12/09/92	2	Georgia	Snellville, GA	FA '20
28	Murray, Latavius	RB	6-3	230	01/18/90	9	Central Florida	Nedrow, NY	FA '21
84	Oliver, Josh	TE	6-5	249	03/21/97	3	San Jose State	Paso Robles, CA	TR (Jax.) '21
99	Oweh, Odafe	OLB	6-5	251	12/15/98	R	Penn State	Hackensack, NJ	D1b '21
72	Powers, Ben	G	6-4	310	10/29/96	3	Oklahoma	Wichita, KS	D4b '19
11	Proche II, James	WR	5-11	201	09/20/96	2	Southern Methodist	Dallas, TX	D6 '20
6	Queen, Patrick	ILB	6-0	232	08/13/99	2	Louisiana State	Ventress, LA	D1 '20
42	Ricard, Patrick	FB/DL	6-3	303	05/27/94	5	Maine	Spencer, MA	FA '17
22	Smith, Jimmy	CB	6-2	210	07/26/88	11	Colorado	Colton, CA	D1 '11
79	Stanley, Ronnie	T	6-6	315	03/18/94	6	Notre Dame	Las Vegas, NV	D1 '16
21	Stephens, Brandon	DB	6-1	213	12/29/97	R	Southern Methodist	Plano, TX	D3b '21
26	Stone, Geno	S	5-11	207	04/19/99	2	Iowa	New Castle, PA	D7 '20
85	Tomlinson, Eric	TE	6-6	263	04/22/92	5	UTEP	Oklahoma City, OK	FA '20
9	Tucker, Justin	K	6-1	183	11/21/89	10	Texas	Austin, TX	FA '12
78	Villanueva, Alejandro	T	6-9	320	09/22/88	7	Army	Meridian, MS	FA '21
16	Wallace, Tylan	WR	5-11	193	05/13/99	R	Oklahoma State	Fort Worth, TX	D4 '21
29	Washington, Ar'Darius	S	5-8	176	11/02/99	R	Texas Christian	Shreveport, LA	FA '21
96	Washington, Broderick	DT	6-2	305	12/04/96	2	Texas Tech	Longview, TX	D5 '20
14	Watkins, Sammy	WR	6-1	211	06/14/93	8	Clemson	Fort Myers, FL	UFA (KC) '21
57	Welch, Kristian	LB	6-3	240	05/24/98	2	Iowa	Iola, WI	FA '20
98	Williams, Brandon	DT	6-1	336	02/21/89	9	Missouri Southern St.	Kirkwood, MO	D3 '13
34	Williams, Ty'Son	RB	6-0	220	09/20/96	2	BYU	Sumter, SC	FA '20
25	Young, Tavon	CB	5-9	185	03/14/94	6	Temple	Oxon Hill, MD	D4a '16
70	Zeitler, Kevin	G	6-4	315	03/08/90	9	Wisconsin	Waukesha, WI	FA '21
Practice Squad (16)									
17	Bell, Le'Veon	RB	6-1	225	02/18/92	8	Michigan State	Reynoldsburg, OH	FA '21
68	Ealy, Adrian	T	6-6	321	08/07/99	R	Oklahoma	Gonzales, LA	FA '21
61	Jones-Smith, Jaryd	T	6-7	345	09/03/95	1	Pittsburgh	Camden, NJ	FA '21
47	McCrary, Nate	RB	6-0	213	04/09/99	R	Saginaw Valley State	Muskegon, MI	FA '21
69	McKenzie, Khalil	DT	6-3	326	01/03/97	2	Tennessee	Green Bay, WI	FA '21
7	McSorley, Trace	QB	6-0	202	08/23/95	3	Penn State	Ashburn, VA	D6 '19
10	Moore, Jaylon	WR	5-11	191	07/01/97	1	Tennessee-Martin	Memphis, TN	FA '20
83	Poljan, Tony	TE	6-7	251	04/25/97	R	Virginia	Lansing, MI	FA '21
48	Richards, Jordan	S	5-11	215	01/21/93	7	Stanford	Folsom, CA	FA '19
38	Seymour, Kevon	DB	6-0	185	11/30/93	5	USC	Pasadena, CA	FA '21
62	Sharpe, David	T	6-6	330	10/21/95	5	Florida	Jacksonville, FL	FA '21
76	Smith, Andre	T	6-4	330	01/25/87	13	Alabama	Birmingham, AL	FA '19
94	Smith, Chris	OLB	6-1	266	02/11/92	8	Arkansas	Mount Ulla, NC	FA '21
15	Verity, Jake	K	6-2	197	12/23/97	R	East Carolina	Bremen, GA	FA '21
81	Victor, Binjimen	WR	6-4	199	01/15/97	1	Ohio State	Pompano Beach, FL	FA '21
39	Wilkins, Mazzi	DB	6-0	191	10/12/95	3	South Florida	Tampa, FL	FA '21
Reserve/NFIN (1)									
60	James, Ja'Wuan	T	6-6	312	06/03/92	7	Tennessee	Atlanta, GA	FA '21
Injured Reserve - Designated For Return (2)									
12	Bateman, Rashod	WR	6-1	193	11/29/99	R	Minnesota	Tifton, GA	D1a '21
74	Phillips, Tyre	G/T	6-5	330	01/29/97	2	Mississippi State	Grenada, MS	D3d '20
Injured Reserve (15)									
51	Alaka, Otaro	ILB	6-3	239	05/18/96	3	Texas A&M	Houston, TX	FA '19
86	Boyle, Nick	TE	6-4	270	02/17/93	7	Delaware	Sussex, NJ	D5a '15
66	Cleveland, Ben	G	6-6	357	08/25/98	R	Georgia	Toccoa, GA	D3a '21
97	Crawford, Aaron	DT	6-1	315	11/04/97	2	North Carolina	Ashburn, VA	FA '20
27	Dobbins, J.K.	RB	5-10	212	12/17/98	2	Ohio State	La Grange, TX	D2 '20
31	Dorsey, Khalil	CB	5-9	181	03/31/98	2	Northern Arizona	Ontario, CA	FA '20
35	Edwards, Gus	RB	6-1	238	04/13/95	4	Rutgers	Liberia	FA '18
3	Fort, L.J.	ILB	6-0	232	01/03/90	7	Northern Iowa	Waynesville, MO	FA '19
59	Hayes, Daelin	OLB	6-4	253	05/16/98	R	Notre Dame	Belleville, MI	D5b '21
43	Hill, Justice	RB	5-10	200	11/14/97	3	Oklahoma State	Tulsa, OK	D4a '19
91	Kelly, Xavier	DT	6-6	306	10/02/97	R	Arkansas	Wichita, KA	FA '21
37	Marshall, Iman	CB	6-1	210	02/27/97	3	Southern California	Long Beach, CA	D4c '19
24	Peters, Marcus	CB	6-0	197	01/09/93	7	Washington	Oakland, CA	TR (LAR) '19
30	Westry, Chris	CB	6-4	197	07/10/97	2	Kentucky	Orange Park, FL	FA '21
95	Wolfe, Derek	DE	6-5	285	02/24/90	10	Cincinnati	East Liverpool, OH	UFA (Den.) '20
Reserve/COVID-19 (1)									
45	Ferguson, Jaylon	OLB	6-5	270	12/14/95	3	Louisiana Tech	St. Francisville, LA	D3a '19



NUMERICAL ROSTER

NO.	NAME	POS	HT	WT	DOB	EXP	COLLEGE	HOMETOWN	HOW ACQ
2	Tyler Huntley	QB	6-1	196	02/03/98	2	Utah	Hallandale Beach, FL	FA '20
4	Sam Koch	P	6-1	222	08/13/82	16	Nebraska	Seward, NE	D6a '06
5	Marquise Brown	WR	5-9	180	06/04/97	3	Oklahoma	Hollywood, FL	D1 '19
6	Patrick Queen	ILB	6-0	232	08/13/99	2	Louisiana State	Ventress, LA	D1 '20
8	Lamar Jackson	QB	6-2	212	01/07/97	4	Louisville	Pompano Beach, FL	D1b '18
9	Justin Tucker	K	6-1	183	11/21/89	10	Texas	Austin, TX	FA '12
11	James Proche II	WR	5-11	201	09/20/96	2	Southern Methodist	Dallas, TX	D6 '20
13	Devin Duvernay	WR	5-11	200	09/12/97	2	Texas	Sachse, TX	D3b '20
14	Sammy Watkins	WR	6-1	211	06/14/93	8	Clemson	Fort Myers, FL	UFA (KC) '21
16	Tylan Wallace	WR	5-11	193	05/13/99	R	Oklahoma State	Fort Worth, TX	D4 '21
21	Brandon Stephens	DB	6-1	213	12/29/97	R	Southern Methodist	Plano, TX	D3b '21
22	Jimmy Smith	CB	6-2	210	07/26/88	11	Colorado	Colton, CA	D1 '11
23	Anthony Averett	CB	5-11	184	11/30/94	4	Alabama	Woodbury, NJ	D4a '18
25	Tavon Young	CB	5-9	185	03/14/94	6	Temple	Oxon Hill, MD	D4a '16
26	Geno Stone	S	5-11	207	04/19/99	2	Iowa	New Castle, PA	D7 '20
28	Lataavius Murray	RB	6-3	230	01/18/90	9	Central Florida	Nedrow, NY	FA '21
29	Ar'Darius Washington	S	5-8	176	11/02/99	R	Texas Christian	Shreveport, LA	FA '21
32	DeShon Elliott	S	6-1	210	04/21/97	4	Texas	Dallas, TX	D6a '18
33	Devonta Freeman	RB	5-8	206	03/15/92	8	Florida State	Miami, FL	FA '21
34	Ty'Son Williams	RB	6-0	220	09/20/96	2	BYU	Sumter, SC	FA '20
36	Chuck Clark	S	6-0	205	04/19/95	5	Virginia Tech	Suffolk, VA	D6 '17
40	Malik Harrison	ILB	6-3	247	03/05/98	2	Ohio State	Columbus, OH	D3c '20
41	Anthony Levine Sr.	DB/LB	5-11	207	03/27/87	10	Tennessee State	Abbeville, LA	FA '12
42	Patrick Ricard	FB/DL	6-3	303	05/27/94	5	Maine	Spencer, MA	FA '17
44	Marlon Humphrey	CB	6-0	197	07/08/96	5	Alabama	Hoover, AL	D1 '17
46	Nick Moore	LS	6-2	248	12/09/92	2	Georgia	Snellville, GA	FA '20
49	Chris Board	ILB	6-2	237	07/23/95	4	North Dakota State	Orlando, FL	FA '18
50	Justin Houston	OLB	6-3	270	01/21/89	11	Georgia	Statesboro, GA	FA '21
54	Tyus Bowser	OLB	6-3	242	05/23/95	5	Houston	Tyler, TX	D2 '17
56	Josh Bynes	ILB	6-1	235	08/24/89	10	Auburn	Lauderdale Lakes, FL	FA '21
57	Kristian Welch	LB	6-3	240	05/24/98	2	Iowa	Iola, WI	FA '20
63	Trystan Colon	C/G	6-3	313	03/23/98	2	Missouri	Webb City, MO	FA '20
65	Patrick Mekari	OL	6-4	308	08/13/97	3	Cal-Berkeley	Westlake Village, CA	FA '19
70	Kevin Zeitler	G	6-4	315	03/08/90	9	Wisconsin	Waukesha, WI	FA '21
71	Justin Ellis	DT	6-2	350	12/27/90	8	Louisiana Tech	Neville, LA	FA '19
72	Ben Powers	G	6-4	310	10/29/96	3	Oklahoma	Wichita, KS	D4b '19
77	Bradley Bozeman	C/G	6-5	325	11/24/94	4	Alabama	Roanoke, AL	D6c '18
78	Alejandro Villanueva	T	6-9	320	09/22/88	7	Army	Meridian, MS	FA '21
79	Ronnie Stanley	T	6-6	315	03/18/94	6	Notre Dame	Las Vegas, NV	D1 '16
80	Miles Boykin	WR	6-4	220	10/12/96	3	Notre Dame	New Lenox, IL	D3b '19
84	Josh Oliver	TE	6-5	249	03/21/97	3	San Jose State	Paso Robles, CA	TR (Jax.) '21
85	Eric Tomlinson	TE	6-6	263	04/22/92	5	UTEP	Oklahoma City, OK	FA '20
89	Mark Andrews	TE	6-5	256	09/06/95	4	Oklahoma	Scottsdale, AZ	D3b '18
90	Pernell McPhee	OLB	6-3	269	12/17/88	11	Mississippi State	Pahoee, FL	(Was.) '19
92	Justin Madubuike	DT	6-3	300	11/17/97	2	Texas A&M	McKinney, TX	D3a '20
93	Calais Campbell	DE	6-8	300	09/01/86	14	Miami (Fla)	Denver, CO	TR (Jax.) '20
96	Broderick Washington	DT	6-2	305	12/04/96	2	Texas Tech	Longview, TX	D5 '20
98	Brandon Williams	DT	6-1	336	02/21/89	9	Missouri Southern St.	Kirkwood, MO	D3 '13
99	Odafe Oweh	OLB	6-5	251	12/15/98	R	Penn State	Hackensack, NJ	D1b '21

Practice Squad (16)

7	Trace McSorley	QB	6-0	202	08/23/95	3	Penn State	Ashburn, VA	D6 '19
10	Jaylon Moore	WR	5-11	191	07/01/97	1	Tennessee-Martin	Memphis, TN	FA '20
15	Jake Verity	K	6-2	197	12/23/97	R	East Carolina	Bremen, GA	FA '21
17	Le'Veon Bell	RB	6-1	225	02/18/92	8	Michigan State	Reynoldsburg, OH	FA '21
38	Kevon Seymour	DB	6-0	185	11/30/93	5	USC	Pasadena, CA	FA '21
39	Mazzi Wilkins	DB	6-0	191	10/12/95	3	South Florida	Tampa, FL	FA '21
47	Nate McCrary	RB	6-0	213	04/09/99	R	Saginaw Valley State	Muskegon, MI	FA '21
48	Jordan Richards	S	5-11	215	01/21/93	7	Stanford	Folsom, CA	FA '19
61	Jaryd Jones-Smith	T	6-7	345	09/03/95	1	Pittsburgh	Camden, NJ	FA '21
62	David Sharpe	T	6-6	330	10/21/95	5	Florida	Jacksonville, FL	FA '21
68	Adrian Ealy	T	6-6	321	08/07/99	R	Oklahoma	Gonzales, LA	FA '21
69	Kahlil McKenzie	DT	6-3	326	01/03/97	2	Tennessee	Green Bay, WI	FA '21
76	Andre Smith	T	6-4	330	01/25/87	13	Alabama	Birmingham, AL	FA '19
81	Binjimen Victor	WR	6-4	199	01/15/97	1	Ohio State	Pompano Beach, FL	FA '21
83	Tony Poljan	TE	6-7	251	04/25/97	R	Virginia	Lansing, MI	FA '21
94	Chris Smith	OLB	6-1	266	02/11/92	8	Arkansas	Mount Ulla, NC	FA '21

Reserve/NFIN (1)

60	Ja'Wuan James	T	6-6	312	06/03/92	7	Tennessee	Atlanta, GA	FA '21
----	---------------	---	-----	-----	----------	---	-----------	-------------	--------

Injured Reserve - Designated For Return (2)

12	Rashod Bateman	WR	6-1	193	11/29/99	R	Minnesota	Tifton, GA	D1a '21
74	Tyre Phillips	G/T	6-5	330	01/29/97	2	Mississippi State	Grenada, MS	D3d '20

Injured Reserve (15)

3	L.J. Fort	ILB	6-0	232	01/03/90	7	Northern Iowa	Waynesville, MO	FA '19
24	Marcus Peters	CB	6-0	197	01/09/93	7	Washington	Oakland, CA	TR (LAR) '19
27	J.K. Dobbins	RB	5-10	212	12/17/98	2	Ohio State	La Grange, TX	D2 '20
30	Chris Westry	CB	6-4	197	07/10/97	2	Kentucky	Orange Park, FL	FA '21
31	Khalil Dorsey	CB	5-9	181	03/31/98	2	Northern Arizona	Ontario, CA	FA '20
35	Gus Edwards	RB	6-1	238	04/13/95	4	Rutgers	Liberia	FA '18
37	Iman Marshall	CB	6-1	210	02/27/97	3	Southern California	Long Beach, CA	D4c '19
43	Justice Hill	RB	5-10	200	11/14/97	3	Oklahoma State	Tulsa, OK	D4a '19
51	Otaru Alaka	ILB	6-3	239	05/18/96	3	Texas A&M	Houston, TX	FA '19
59	Daelin Hayes	OLB	6-4	253	05/16/98	R	Notre Dame	Belleville, MI	D5b '21
66	Ben Cleveland	G	6-6	357	08/25/98	R	Georgia	Toccoa, GA	D3a '21
86	Nick Boyle	TE	6-4	270	02/17/93	7	Delaware	Sussex, NJ	D5a '15
91	Xavier Kelly	DT	6-6	306	10/02/97	R	Arkansas	Wichita, KA	FA '21
95	Derek Wolfe	DE	6-5	285	02/24/90	10	Cincinnati	East Liverpool, OH	UFA (Den.) '20
97	Aaron Crawford	DT	6-1	315	11/04/97	2	North Carolina	Ashburn, VA	FA '20

Reserve/COVID-19 (1)

45	Jaylon Ferguson	OLB	6-5	270	12/14/95	3	Louisiana Tech	St. Francisville, LA	D3a '19
----	-----------------	-----	-----	-----	----------	---	----------------	----------------------	---------



POSITIONAL ROSTER

NO.	NAME	POS.	HT.	WT.	AGE	EXP.	COLLEGE	HOMETOWN	HOW ACQ.
QUARTERBACKS (3)									
2	Tyler Huntley	QB	6-1	196	23	2	Utah	Hallandale Beach, FL	FA '20
7	Trace McSorley (PS)	QB	6-0	202	26	3	Penn State	Ashburn, VA	D6 '19
8	Lamar Jackson	QB	6-2	212	24	4	Louisville	Pompano Beach, FL	D1b '18
RUNNING BACKS (9)									
17	Le'Veon Bell (PS)	RB	6-1	225	29	8	Michigan State	Reynoldsburg, OH	FA '21
27	J.K. Dobbins (IR)	RB	5-10	212	22	2	Ohio State	La Grange, TX	D2 '20
28	Lataavius Murray	RB	6-3	230	31	9	Central Florida	Nedrow, NY	FA '21
33	Devonta Freeman	RB	5-8	206	29	8	Florida State	Miami, FL	FA '21
34	Ty'Son Williams	RB	6-0	220	25	2	BYU	Sumter, SC	FA '20
35	Gus Edwards (IR)	RB	6-1	238	26	4	Rutgers	Liberia	FA '18
42	Patrick Ricard	FB/DL	6-3	303	27	5	Maine	Spencer, MA	FA '17
43	Justice Hill (IR)	RB	5-10	200	23	3	Oklahoma State	Tulsa, OK	D4a '19
47	Nate McCrary (PS)	RB	6-0	213	22	R	Saginaw Valley State	Muskegon, MI	FA '21
WIDE RECEIVERS (9)									
5	Marquise Brown	WR	5-9	180	24	3	Oklahoma	Hollywood, FL	D1 '19
10	Jaylon Moore (PS)	WR	5-11	191	24	1	Tennessee-Martin	Memphis, TN	FA '20
11	James Proche II	WR	5-11	201	25	2	Southern Methodist	Dallas, TX	D6 '20
12	Rashod Bateman (IR)	WR	6-1	193	21	R	Minnesota	Tifton, GA	D1a '21
13	Devin Duvernay	WR	5-11	200	24	2	Texas	Sachse, TX	D3b '20
14	Sammy Watkins	WR	6-1	211	28	8	Clemson	Fort Myers, FL	UFA (KC) '21
16	Tylan Wallace	WR	5-11	193	22	R	Oklahoma State	Fort Worth, TX	D4 '21
80	Miles Boykin	WR	6-4	220	25	3	Notre Dame	New Lenox, IL	D3b '19
81	Binjimen Victor (PS)	WR	6-4	199	24	1	Ohio State	Pompano Beach, FL	FA '21
TIGHT ENDS (5)									
83	Tony Poljan (PS)	TE	6-7	251	24	R	Virginia	Lansing, MI	FA '21
84	Josh Oliver	TE	6-5	249	24	3	San Jose State	Paso Robles, CA	TR (Jax) '21
85	Eric Tomlinson	TE	6-6	263	29	5	UTEP	Oklahoma City, OK	FA '20
86	Nick Boyle (IR)	TE	6-4	270	28	7	Delaware	Sussex, NJ	D5a '15
89	Mark Andrews	TE	6-5	256	26	4	Oklahoma	Scottsdale, AZ	D3b '18
OFFENSIVE LINE (14)									
60	Ja'Wuan James (R/NFIN)	T	6-6	312	29	7	Tennessee	Atlanta, GA	FA '21
61	Jaryd Jones-Smith (PS)	T	6-7	345	26	1	Pittsburgh	Camden, NJ	FA '21
62	David Sharpe (PS)	T	6-6	330	25	5	Florida	Jacksonville, FL	FA '21
63	Trystan Colon	C/G	6-3	313	23	2	Missouri	Webb City, MO	FA '20
65	Patrick Mekari	OL	6-4	308	24	3	Cal-Berkeley	Westlake Village, CA	FA '19
66	Ben Cleveland (IR)	G	6-6	357	23	R	Georgia	Toccoa, GA	D3a '21
68	Adrian Ealy (PS)	T	6-6	321	22	R	Oklahoma	Gonzales, LA	FA '21
70	Kevin Zeitler	G	6-4	315	31	9	Wisconsin	Waukesha, WI	FA '21
72	Ben Powers	G	6-4	310	24	3	Oklahoma	Wichita, KS	D4b '19
74	Tyre Phillips (IR)	G/T	6-5	330	24	2	Mississippi State	Grenada, MS	D3d '20
76	Andre Smith (PS)	T	6-4	330	34	13	Alabama	Birmingham, AL	FA '19
77	Bradley Bozeman	C/G	6-5	325	26	4	Alabama	Roanoke, AL	D6c '18
78	Alejandro Villanueva	T	6-9	320	33	7	Army	Meridian, MS	FA '21
79	Ronnie Stanley	T	6-6	315	27	6	Notre Dame	Las Vegas, NV	D1 '16
LINEBACKERS (14)									
3	L.J. Fort (IR)	ILB	6-0	232	31	7	Northern Iowa	Waynesville, MO	FA '19
6	Patrick Queen	ILB	6-0	232	22	2	Louisiana State	Ventress, LA	D1 '20
40	Malik Harrison	ILB	6-3	247	23	2	Ohio State	Columbus, OH	D3c '20
45	Jaylon Ferguson (R/C19)	OLB	6-5	270	25	3	Louisiana Tech	St. Francisville, LA	D3a '19
49	Chris Board	ILB	6-2	237	26	4	North Dakota State	Orlando, FL	FA '18
50	Justin Houston	OLB	6-3	270	32	11	Georgia	Statesboro, GA	FA '21
51	Otaro Alaka (IR)	ILB	6-3	239	25	3	Texas A&M	Houston, TX	FA '19
54	Tyus Bowser	OLB	6-3	242	26	5	Houston	Tyler, TX	D2 '17
56	Josh Bynes	ILB	6-1	235	32	10	Auburn	Lauderdale Lakes, FL	FA '21
57	Kristian Welch	LB	6-3	240	23	2	Iowa	Iola, WI	FA '20
59	Daelin Hayes (IR)	OLB	6-4	253	23	R	Notre Dame	Belleville, MI	D5b '21
90	Pernell McPhee	OLB	6-3	269	32	11	Mississippi State	Pahokee, FL	(Was.) '19
94	Chris Smith (PS)	OLB	6-1	266	29	8	Arkansas	Mount Ulla, NC	FA '21
99	Odafé Oweh	OLB	6-5	251	22	R	Penn State	Hackensack, NJ	D1b '21
DEFENSIVE BACKS (17)									
21	Brandon Stephens	DB	6-1	213	23	R	Southern Methodist	Plano, TX	D3b '21
22	Jimmy Smith	CB	6-2	210	33	11	Colorado	Colton, CA	D1 '11
23	Anthony Averett	CB	5-11	184	26	4	Alabama	Woodbury, NJ	D4a '18
24	Marcus Peters (IR)	CB	6-0	197	28	7	Washington	Oakland, CA	TR (LAR) '19
25	Tavon Young	CB	5-9	185	27	6	Temple	Oxon Hill, MD	D4a '16
26	Geno Stone	S	5-11	207	22	2	Iowa	New Castle, PA	D7 '20
29	Ar'Darius Washington	S	5-8	176	21	R	Texas Christian	Shreveport, LA	FA '21
30	Chris Westry (IR)	CB	6-4	197	24	2	Kentucky	Orange Park, FL	FA '21
31	Khalil Dorsey (IR)	CB	5-9	181	23	2	Northern Arizona	Ontario, CA	FA '20
32	DeShon Elliott	S	6-1	210	24	4	Texas	Dallas, TX	D6a '18
36	Chuck Clark	S	6-0	205	26	5	Virginia Tech	Suffolk, VA	D6 '17
37	Iman Marshall (IR)	CB	6-1	210	24	3	Southern California	Long Beach, CA	D4c '19
38	Kevon Seymour (PS)	DB	6-0	185	27	5	USC	Pasadena, CA	FA '21
39	Mazzi Wilkins (PS)	DB	6-0	191	26	3	South Florida	Tampa, FL	FA '21
41	Anthony Levine Sr.	DB/LB	5-11	207	34	10	Tennessee State	Abbeville, LA	FA '12
44	Marlon Humphrey	CB	6-0	197	25	5	Alabama	Hoover, AL	D1 '17
48	Jordan Richards (PS)	S	5-11	215	28	7	Stanford	Folsom, CA	FA '19
DEFENSIVE LINE (9)									
69	Kahlil McKenzie (PS)	DT	6-3	326	24	2	Tennessee	Green Bay, WI	FA '21
71	Justin Ellis	DT	6-2	350	30	8	Louisiana Tech	Neville, LA	FA '19
91	Xavier Kelly (IR)	DT	6-6	306	24	R	Arkansas	Wichita, KA	FA '21
92	Justin Madubuike	DT	6-3	300	23	2	Texas A&M	McKinney, TX	D3a '20
93	Calais Campbell	DE	6-8	300	35	14	Miami (Fla)	Denver, CO	TR (Jax.) '20
95	Derek Wolfe (IR)	DE	6-5	285	31	10	Cincinnati	East Liverpool, OH	UFA (Den.) '20
96	Broderick Washington	DT	6-2	305	24	2	Texas Tech	Longview, TX	D5 '20
97	Aaron Crawford (IR)	DT	6-1	315	23	2	North Carolina	Ashburn, VA	FA '20
98	Brandon Williams	DT	6-1	336	32	9	Missouri Southern St.	Kirkwood, MO	D3 '13
SPECIALISTS (4)									
4	Sam Koch	P	6-1	222	39	16	Nebraska	Seward, NE	D6a '06
9	Justin Tucker	K	6-1	183	31	10	Texas	Austin, TX	FA '12
15	Jake Verity (PS)	K	6-2	197	23	R	East Carolina	Bremen, GA	FA '21
46	Nick Moore	LS	6-2	248	28	2	Georgia	Snellville, GA	FA '20

DEPTH CHART

Compiled by Ravens PR staff on Oct. 12, 2021

OFFENSE

WR	14	Sammy Watkins	11	James Proche II	<u>16</u>	<u>Tylan Wallace</u>
WR	5	Marquise Brown	13	Devin Duvernay	80	Miles Boykin
LT	79	Ronnie Stanley*	78	Alejandro Villanueva		
LG	72	Ben Powers	63	Trystan Colon		
C	77	Bradley Bozeman	63	Trystan Colon	65	Patrick Mekari
RG	70	Kevin Zeitler	65	Patrick Mekari	63	Trystan Colon
RT	78	Alejandro Villanueva	65	Patrick Mekari		
TE	89	Mark Andrews	85	Eric Tomlinson	84	Josh Oliver
QB	8	Lamar Jackson	2	Tyler Huntley		
FB	42	Patrick Ricard				
RB	28	Latavius Murray	34	Ty'Son Williams	- or -	33 Devonta Freeman

DEFENSE

DT	92	Justin Madubuike	96	Broderick Washington		
NT	98	Brandon Williams	71	Justin Ellis		
DE	93	Calais Campbell	96	Broderick Washington		
RUSH	50	Justin Houston	<u>99</u>	<u>Odafe Oweh</u>	45	Jaylon Ferguson^
MLB	6	Patrick Queen	49	Chris Board	56	Josh Bynes
WLB	40	Malik Harrison	57	Kristian Welch		
SAM	54	Tyus Bowser	90	Pernell McPhee		
CB	23	Anthony Averett	22	Jimmy Smith		
SS	36	Chuck Clark	26	Geno Stone*	41	Anthony Levine Sr.
FS	32	DeShon Elliott*	<u>21</u>	<u>Brandon Stephens</u>	<u>29</u>	<u>Ar'Darius Washington</u>
CB	44	Marlon Humphrey	25	Tavon Young		

SPECIAL TEAMS

P	4	Sam Koch				
K	9	Justin Tucker				
H	4	Sam Koch				
LS	46	Nick Moore				
KOR	13	Devin Duvernay	11	James Proche II	34	Ty'Son Williams
PR	13	Devin Duvernay	11	James Proche II	<u>16</u>	<u>Tylan Wallace</u>

All Rookies Underlined *Missed Last Game w/ Injury ^Reserve/COVID-19

PRONUNCIATIONS

PLAYERS: Otaro Alaka (oh-TARE-oh); Anthony Averett (AVE-rett); Calais Campbell (cuh-LAY-us); Khalil Dorsey (kuh-LIL); Devin Duvernay (DOO-ver-nay); Sam Koch (Cook); Anthony Levine Sr. (luh-VEEN); Justin Madubuike (mad-uh-BEE-kay); Patrick Mekari (muh-CARE-ee); Odafe Oweh (uh-DAH-fay, O-way); Tony Poljan (POLE-jan); James Proche (pro-SHAY); Kevon Seymour (KEE-von); Tylan Wallace (TIE-luhn); Ar'Darius Washington (ar-DARE-ee-us); Ty'Son Williams (tie-SAHN); Tavon Young (TAY-von) **COACHES:** Richard Angulo (an-GOO-low); Joe D'Alessandris (dell-ah-SAN-dress); D'Anton Lynn (DANT-in); Craig Ver Steeg (ver-STEGG); T.J. Weist (WEEST)

COACHING STAFF

John Harbaugh - Head Coach	Tee Martin - Wide Receivers Coach
Chris Horton - Special Teams Coordinator	Jay Peterson - Asst. Linebackers / Quality Control
Don Martindale - Defensive Coordinator	Rob Ryan - Inside Linebackers Coach
Greg Roman - Offensive Coordinator	Steve Saunders - Head Strength & Conditioning Coach
Richard Angulo - Asst. Offensive Line Coach	Travis Switzer - Offensive Quality Control
Jason Brooks - Asst. Defensive Line / Quality Control	James Urban - Quarterbacks Coach
Randy Brown - Special Teams Coach	Craig Ver Steeg - Running Backs Coach
Joe D'Alessandris - Offensive Line Coach	Anthony Weaver - Run Game Coordinator / Defensive Line Coach
Bobby Engram - Tight Ends Coach	T.J. Weist - Special Teams Coach
Chris Hewitt - Pass Game Coordinator / Secondary	Drew Wilkins - Outside Linebackers Coach
D'Anton Lynn - Defensive Backs Coach	Keith Williams - Pass Game Specialist

HOW THE RAVENS ARE BUILT

YEAR	DRAFTEES (36)	FREE AGENTS (26)	TRADES (3)	UDFA (18)
2006	P Sam Koch (6a)			
2011	CB Jimmy Smith (1)			
2012		DB/LB Anthony Levine Sr. (FA '12)		K Justin Tucker (FA '12)
2013	DT Brandon Williams (3)			
2015	TE Nick Boyle (5a) *			
2016	T Ronnie Stanley (1) CB Tavon Young (4a)			
2017	CB Marlon Humphrey (1) OLB Tyus Bowser (2) S Chuck Clark (6)			FB/DL Patrick Ricard (FA '17)
2018	QB Lamar Jackson (1b) TE Mark Andrews (3b) CB Anthony Averett (4a) S DeShon Elliott (6a) C/G Bradley Bozeman (6c)			ILB Chris Board (FA '18) RB Gus Edwards (FA '18) *
2019	WR Marquise Brown (1) OLB Jaylon Ferguson (3a) v WR Miles Boykin (3b) RB Justice Hill (4a) * G Ben Powers (4b) CB Iman Marshall (4c) * QB Trace McSorley (6) ^	DT Justin Ellis (FA '19) OLB Pernell McPhee (Was. '19) S Jordan Richards (FA '19) ^ T Andre Smith (FA '19) ^	CB Marcus Peters (TR LAR '19) *	ILB Otaru Alaka (FA '19) * OL Patrick Mekari (FA '19)
2020	ILB Patrick Queen (1) RB J.K. Dobbins (2) * DT Justin Madubuike (3a) WR Devin Duvernay (3b) ILB Malik Harrison (3c) G/T Tyre Phillips (3d) φ DT Broderick Washington (5) WR James Proche II (6) S Geno Stone (7)	LS Nick Moore (FA '20) TE Eric Tomlinson (FA '20) DE Derek Wolfe (UFA Den. '20) *	DE Calais Campbell (TR Jax. '20)	C/G Trystan Colon (FA '20) DT Aaron Crawford (FA '20) * CB Khalil Dorsey (FA '20) * QB Tyler Huntley (FA '20) WR Jaylon Moore (FA '20) ^ LB Kristian Welch (FA '20) RB Ty'Son Williams (FA '20)
2021	WR Rashod Bateman (1a) φ OLB Odafe Oweh (1b) G Ben Cleveland (3a) * DB Brandon Stephens (3b) WR Tylan Wallace (4) OLB Daelin Hayes (5b) *	RB Le'Veon Bell (FA '21) ^ ILB Josh Bynes (FA '21) ILB L.J. Fort (FA '19) * RB Devonta Freeman (FA '21) OLB Justin Houston (FA '21) T Ja'Wuan James (FA '21) δ T Jaryd Jones-Smith (FA '21) ^ RB Nate McCrary (FA '21) ^ DT Kahlil McKenzie (FA '21) ^ RB Latavius Murray (FA '21) DB Kevon Seymour (FA '21) ^ T David Sharpe (FA '21) ^ OLB Chris Smith (FA '21) ^ T Alejandro Villanueva (FA '21) WR Sammy Watkins (UFA KC '21) CB Chris Westry (FA '21) * DB Mazzi Wilkins (FA '21) ^ G Kevin Zeitler (FA '21)	TE Josh Oliver (TR Jax. '21)	T Adrian Ealy (FA '21) ^ DT Xavier Kelly (FA '21) * TE Tony Poljan (FA '21) ^ K Jake Verity (FA '21) ^ S Ar'Darius Washington (FA '21)

Key: *Injured Reserve, ^Practice Squad, RFA = Rookie Free Agent, RSFA = Restricted Free Agent, TR = Trade, UFA = Unrestricted Free Agent, δ = Reserve/NFI, v = Reserve/COVID-19, φ = Designated Return from IR

GAME-BY-GAME STARTERS

OFFENSE												
DATE	OPPONENT	WR	LT	LG	C	RG	RT	TE	QB	FB	RB	WR
9/13	at Las Vegas	Sammy Watkins/ Marquise Brown	Ronnie Stanley	Tyre Phillips	Bradley Bozeman	Kevin Zeitler	Alejandro Villanueva	Mark Andrews	Lamar Jackson	--	Ty'Son Williams	Devin Duvernay
9/19	Kansas City	Sammy Watkins/ Marquise Brown	Alejandro Villanueva	Ben Powers	Bradley Bozeman	Kevin Zeitler	Patrick Mekari	--	Lamar Jackson	Patrick Ricard	Ty'Son Williams	Devin Duvernay
9/26	at Detroit	Sammy Watkins	Alejandro Villanueva	Ben Powers	Bradley Bozeman	Kevin Zeitler	Patrick Mekari	Mark Andrews	Lamar Jackson	Patrick Ricard	Ty'Son Williams	Marquise Brown
10/3	at Denver	Sammy Watkins	Alejandro Villanueva	Ben Powers	Bradley Bozeman	Kevin Zeitler	Patrick Mekari	Mark Andrews	Lamar Jackson	Patrick Ricard	Latavius Murray	Marquise Brown
10/11	Indianapolis	Sammy Watkins/ Marquise Brown	Alejandro Villanueva	Ben Powers	Bradley Bozeman	Kevin Zeitler	Patrick Mekari	Mark Andrews	Lamar Jackson	--	Latavius Murray	Devin Duvernay
10/17	L.A. Chargers	--	--	--	--	--	--	--	--	--	--	--
10/24	Cincinnati	--	--	--	--	--	--	--	--	--	--	--
11/7	Minnesota	--	--	--	--	--	--	--	--	--	--	--
11/11	at Miami	--	--	--	--	--	--	--	--	--	--	--
11/21	at Chicago	--	--	--	--	--	--	--	--	--	--	--
11/28	Cleveland	--	--	--	--	--	--	--	--	--	--	--
12/5	at Pittsburgh	--	--	--	--	--	--	--	--	--	--	--
12/12	at Cleveland	--	--	--	--	--	--	--	--	--	--	--
12/19	Green Bay	--	--	--	--	--	--	--	--	--	--	--
12/26	at Cincinnati	--	--	--	--	--	--	--	--	--	--	--
1/2	L.A. Rams	--	--	--	--	--	--	--	--	--	--	--
1/9	Pittsburgh	--	--	--	--	--	--	--	--	--	--	--

DEFENSE													
DATE	OPPONENT	DT	NT	DE	RUSH	MLB	WLB	SAM	SS	FS	CB	CB	DB
9/13	at Las Vegas	Calais Campbell	Brandon Williams	Justin Madubuike	Justin Houston	Patrick Queen	Malik Harrison	Tyus Bowser	Chuck Clark	DeShon Elliott	Marlon Humphrey	Anthony Averett	--
9/19	Kansas City	Calais Campbell	Brandon Williams	--	Justin Houston	Patrick Queen	Malik Harrison	Tyus Bowser	Chuck Clark	DeShon Elliott	Marlon Humphrey	Anthony Averett	Tavon Young
9/26	at Detroit	Calais Campbell	Justin Ellis	Broderick Washington	<u>Odafe Oweh</u>	Patrick Queen	Malik Harrison	Tyus Bowser	Chuck Clark	DeShon Elliott	Marlon Humphrey	Anthony Averett	--
10/3	at Denver	Calais Campbell	Brandon Williams	Justin Madubuike	Justin Houston	Patrick Queen	Malik Harrison	Tyus Bowser	Chuck Clark	<u>Brandon Stephens</u>	Marlon Humphrey	Anthony Averett	--
10/11	Indianapolis	Calais Campbell	Brandon Williams	Justin Madubuike	Justin Houston	Patrick Queen	Malik Harrison	Tyus Bowser	Chuck Clark	<u>Brandon Stephens</u>	Marlon Humphrey	Anthony Averett	--
10/17	L.A. Chargers	--	--	--	--	--	--	--	--	--	--	--	--
10/24	Cincinnati	--	--	--	--	--	--	--	--	--	--	--	--
11/7	Minnesota	--	--	--	--	--	--	--	--	--	--	--	--
11/11	at Miami	--	--	--	--	--	--	--	--	--	--	--	--
11/21	at Chicago	--	--	--	--	--	--	--	--	--	--	--	--
11/28	Cleveland	--	--	--	--	--	--	--	--	--	--	--	--
12/5	at Pittsburgh	--	--	--	--	--	--	--	--	--	--	--	--
12/12	at Cleveland	--	--	--	--	--	--	--	--	--	--	--	--
12/19	Green Bay	--	--	--	--	--	--	--	--	--	--	--	--
12/26	at Cincinnati	--	--	--	--	--	--	--	--	--	--	--	--
1/2	L.A. Rams	--	--	--	--	--	--	--	--	--	--	--	--
1/9	Pittsburgh	--	--	--	--	--	--	--	--	--	--	--	--

Rookies underlined.

2021 TRANSACTIONS

DATE	POS.	PLAYER	TRANSACTION
1/1	CB	Terrell Bonds	Waived
1/2	DB	Nate Brooks	Activated from practice squad
1/2	QB	Tyler Huntley	Activated from practice squad
1/4	CB	Terrell Bonds	Signed to practice squad
1/4	DB	Nate Brooks	Terminated from practice squad
1/5	LB	James Crawford	Terminated from practice squad
1/5	TE	Sean Culkin	Restored to practice squad from Practice Squad Injured Reserve
1/9	G	Ben Bredeson	Placed on Injured Reserve
1/9	QB	Tyler Huntley	Activated from practice squad
1/9	P	Sam Koch	Activated off Reserve/COVID-19
1/9	G/T	R.J. Prince	Activated from practice squad
1/12	G	Parker Ehinger	Placed on Practice Squad Injured Reserve
1/12	CB	Davontae Harris	Placed on Injured Reserve/Designated for Return
1/12	DT	Braxton Hoyett	Terminated from practice squad
1/12	C	Greg Mancz	Signed to practice squad
1/12	T	Jordan Mills	Signed to practice squad
1/15	DB	Pierre Desir	Activated from practice squad
1/15	QB	Tyler Huntley	Activated from practice squad
1/18	OLB	Aaron Adeoye	Signed to Reserve/Future contract
1/18	DT	Aaron Crawford	Signed to Reserve/Future contract
1/18	QB	Robert Griffin III	Waived
1/18	CB	Davontae Harris	Waived
1/18	CB	Davontae Harris	Waived
1/18	DT	Braxton Hoyett	Signed to Reserve/Future contract
1/18	QB	Tyler Huntley	Signed to Reserve/Future contract
1/18	WR	Jaylon Moore	Signed to Reserve/Future contract
1/18	LS	Nick Moore	Signed to Reserve/Future contract
1/18	DE	Chauncey Rivers	Signed to Reserve/Future contract
1/18	WR/RS	De'Anthony Thomas	Waived
1/18	WR	Binjimen Victor	Signed to Reserve/Future contract
1/18	S	Nigel Warrior	Signed to Reserve/Future contract
1/18	DB	Chris Westry	Signed to Reserve/Future contract
1/18	CB	Tramon Williams	Waived
1/18	RB	Ty'Son Williams	Signed to Reserve/Future contract
1/18	TE	Eli Wolf	Signed to Reserve/Future contract
1/19	RB	Mark Ingram II	Waived
1/29	CB	Khalil Dorsey	Re-signed to Reserve/Future contract
1/29	C	Greg Mancz	Re-signed to Reserve/Future contract
2/8	CB	Davontae Harris	Signed to Reserve/Future contract
2/10	TE	Eric Tomlinson	Signed to Reserve/Future contract
3/16	ILB	Chris Board	Signed to a one-year contract extension
3/16	OLB	Pernell McPhee	Signed to a one-year contract extension
3/17	LS	Brian Khoury	Signed
3/17	DE	Derek Wolfe	Signed to a three-year contract extension
3/18	TE	Josh Oliver	Acquired from the Jacksonville Jaguars in exchange for a 2022 undisclosed draft choice
3/18	G	Kevin Zeitler	Signed
3/19	OLB	Tyus Bowser	Signed to a four-year contract extension
3/23	S	Geno Stone	Signed
4/1	ILB	L.J. Fort	Signed to a one-year contract extension
4/2	WR	Sammy Watkins	Signed
4/9	DB/LB	Anthony Levine Sr.	Signed to a one-year contract extension
4/17	C/G	Trystan Colon	Re-signed exclusive rights free agent
4/17	LB	Kristian Welch	Re-signed exclusive rights free agent
4/23	T	Orlando Brown Jr.	Traded to the Kansas City Chiefs
5/4	T	Alejandro Villanueva	Signed
5/12	WR	Rashod Bateman	Signed 2021 draft choice
5/12	OLB	Daelin Hayes	Signed 2021 draft choice
5/12	TE	Ben Mason	Signed 2021 draft choice
5/12	DB	Shaun Wade	Signed 2021 draft choice
5/13	T	Adrian Ealy	Signed undrafted rookie free agent
5/13	DT	Xavier Kelly	Signed 2021 draft choice
5/13	RB	Nate McCrary	Signed undrafted rookie free agent
5/13	TE	Tony Poljan	Signed undrafted rookie free agent
5/13	T	Foster Sarell	Signed undrafted rookie free agent
5/13	WR	Donte Sylencieux	Signed undrafted rookie free agent
5/13	LB	Barrington Wade	Signed undrafted rookie free agent
5/13	DB	Ar'Darius Washington	Signed undrafted rookie free agent

5/18	LS	Brian Khoury	Waived
5/18	K	Jake Verity	Signed undrafted rookie free agent
6/1	DT	Xavier Kelly	Waived (injured), who reverted to Injured Reserve
6/1	DT	Jovan Swann	Signed undrafted rookie free agent
6/1	WR	Donte Sylencieux	Waived (injured), who reverted to Injured Reserve
6/2	DT	Braxton Hoyett	Waived
6/3	WR	Devin Gray	Signed
6/4	QB	Kenji Bahar	Waived
6/8	RB	Gus Edwards	Re-signed restricted free agent to a two-year extension (through 2023)
6/8	G	Michael Schofield	Signed
6/10	T	Ja'Wuan James	Signed
6/11	OLB	Odafe Oweh	Signed 2021 draft choice
6/19	WR	Donte Sylencieux	Waived (injury settlement)
7/20	G	Ben Cleveland	Signed 2021 draft choice
7/21	CB	Brandon Stephens	Signed 2021 draft choice
7/27	OLB	Chris Smith	Signed
7/28	QB	Kenji Bahar	Signed
7/28	RB	Gus Edwards	Placed on Reserve/COVID-19
7/28	QB	Lamar Jackson	Placed on Reserve/COVID-19
8/2	OLB	Justin Houston	Signed
8/3	WR	Michael Dereus	Signed
8/3	OLB	Chauncey Rivers	Waived
8/6	QB	Kenji Bahar	Waived
8/6	RB	Gus Edwards	Activated off Reserve/COVID-19
8/6	QB	Lamar Jackson	Activated off Reserve/COVID-19
8/6	ILB	Barrington Wade	Waived
8/9	TE	Jake Breeland	Waived
8/9	WR	Siaosi Mariner	Signed
8/16	OLB	Aaron Adeoye	Waived
8/16	QB	Kenji Bahar	Signed
8/16	CB	Khalil Dorsey	Placed on Injured Reserve
8/16	CB	Davontae Harris	Waived
8/16	CB	Iman Marshall	Placed on Injured Reserve
8/16	TE	Eli Wolf	Waived
8/17	P	Johnny Townsend	Waived
8/23	WR	Michael Dereus	Waived
8/23	ILB	L.J. Fort	Placed on Injured Reserve
8/23	S	Jordan Richards	Terminated the contract of vested veteran
8/23	T	Andre Smith	Terminated the contract of vested veteran
8/24	QB	Kenji Bahar	Waived
8/26	CB	Shaun Wade	Traded to the New England Patriots in exchange for undisclosed draft picks
8/28	C	Greg Mancz	Traded to the Miami Dolphins in exchange for an undisclosed draft pick
8/30	RB	J.K. Dobbins	Placed on Injured Reserve
8/30	WR	Devin Gray	Waived
8/30	WR	Siaosi Mariner	Waived
8/30	G	Michael Schofield	Terminated the contract of vested veteran
8/31	ILB	Otaro Alaka	Waived (injured), who reverted to Injured Reserve on Sept. 1
8/31	G	Ben Bredeson	Traded to the New York Giants in exchange for an undisclosed draft pick
8/31	WR	Deon Cain	Waived (injured), who reverted to Injured Reserve on Sept. 1
8/31	DT	Aaron Crawford	Waived (injured), who reverted to Injured Reserve on Sept. 1
8/31	T	Adrian Ealy	Waived
8/31	DT	Justin Ellis	Terminated the contract of vested veteran
8/31	T	Ja'Wuan James	Placed on the Reserve/Non-Football Injury (NFI) list
8/31	DB/LB	Anthony Levine Sr.	Terminated the contract of vested veteran
8/31	FB/TE	Ben Mason	Waived
8/31	RB	Nate McCrary	Waived
8/31	OLB	Pernell McPhee	Terminated the contract of vested veteran
8/31	QB	Trace McSorley	Waived
8/31	WR	Jaylon Moore	Waived
8/31	TE	Tony Poljan	Waived
8/31	T	Foster Sarell	Waived
8/31	OLB	Chris Smith	Terminated the contract of vested veteran

2021 TRANSACTIONS

8/31	DT	Jovan Swann	Waived
8/31	TE	Eric Tomlinson	Terminated the contract of vested veteran
8/31	K	Jake Verity	Waived
8/31	WR	Binjimen Victor	Waived
8/31	DB	Nigel Warrior	Waived
9/1	WR	Rashod Bateman	Placed on Injured Reserve
9/1	WR	Miles Boykin	Placed on Injured Reserve
9/1	T	Adrian Ealy	Signed to practice squad
9/1	DT	Justin Ellis	Signed to practice squad
9/1	WR	Devin Gray	Signed to practice squad
9/1	DB/LB	Anthony Levine Sr.	Signed to practice squad
9/1	QB	Trace McSorley	Signed to practice squad
9/1	WR	Jaylon Moore	Signed to practice squad
9/1	TE	Tony Poljan	Signed to practice squad
9/1	S	Jordan Richards	Signed to practice squad
9/1	T	Andre Smith	Signed to practice squad
9/1	OLB	Chris Smith	Signed to practice squad
9/1	T	Eric Tomlinson	Re-signed free agent
9/1	P	Johnny Townsend	Signed to practice squad (exception)
9/1	K	Jake Verity	Signed to practice squad
9/1	WR	Binjimen Victor	Signed to practice squad
9/1	LB	Blake Gallagher	Signed to practice squad
9/2	OLB	Pernell McPhee	Re-signed free agent
9/3	WR	Deon Cain	Waived (injury settlement)
9/6	ILB	Josh Bynes	Signed to practice squad
9/7	RB	Le'Veon Bell	Signed to practice squad
9/7	RB	Trenton Cannon	Signed free agent
9/7	RB	Justice Hill	Waived (injured)
9/7	DT	Kahlil McKenzie	Signed to practice squad
9/7	S	Jordan Richards	Terminated from practice squad
9/8	RB	Justice Hill	Placed on Injured Reserve
9/10	TE	Nick Boyle	Placed on Injured Reserve
9/10	RB	Gus Edwards	Placed on Injured Reserve
9/10	RB	Devonta Freeman	Signed to practice squad
9/10	RB	Latavius Murray	Signed free agent
9/10	CB	Marcus Peters	Placed on Injured Reserve
9/10	T	Andre Smith	Terminated from practice squad
9/13	DT	Justin Ellis	Activated from practice squad (standard elevation)
9/13	DB/LB	Anthony Levine Sr.	Activated from practice squad (standard elevation)
9/14	RB	Trenton Cannon	Waived
9/14	G/T	Tyre Phillips	Placed on Injured Reserve
9/15	DT	Justin Ellis	Signed from the practice squad to the active roster
9/15	DB/LB	Anthony Levine Sr.	Signed from the practice squad to the active roster
9/15	DB	Kevon Seymour	Signed to practice squad
9/15	T	Andre Smith	Re-signed to the practice squad
9/16	RB	Devonta Freeman	Signed from the practice squad to the active roster
9/16	T	Foster Sarell	Re-signed to practice squad
9/17	CB	Chris Westry	Placed on Injured Reserve

9/19	DB	Kevon Seymour	Activated from practice squad (standard elevation)
9/19	T	Andre Smith	Activated from practice squad (standard elevation)
9/21	T	Jaryd Jones-Smith	Signed to practice squad
9/21	T	Foster Sarell	Terminated from practice squad
9/21	DB	David Sharpe	Signed to practice squad
9/21	DB	Linden Stephens	Signed to practice squad
9/21	P	Johnny Townsend	Terminated from practice squad
9/21	LB	Blake Gallagher	Terminated from practice squad
9/24	OLB	Jaylon Ferguson	Placed on Reserve/COVID-19
9/24	OLB	Justin Houston	Placed on Reserve/COVID-19
9/24	DT	Justin Madubuikie	Placed on Reserve/COVID-19
9/24	DT	Brandon Williams	Placed on Reserve/COVID-19
9/25	ILB	Josh Bynes	Activated from practice squad (standard elevation)
9/25	DT	Kahlil McKenzie	Activated from practice squad (standard elevation)
9/25	DB	Kevon Seymour	Activated from practice squad (standard elevation)
9/25	T	Andre Smith	Activated from practice squad (standard elevation)
9/27	WR	Devin Gray	Terminated from practice squad
9/27	OLB	Daelin Hayes	Placed on Injured Reserve
9/27	RB	Nate McCrary	Signed to practice squad
9/28	ILB	Josh Bynes	Signed from the practice squad to the active roster
9/28	S	Jordan Richards	Signed to practice squad
9/28	DT	Brandon Williams	Activated off Reserve/COVID-19
9/29	WR	Rashod Bateman	Designated for return to practice from Injured Reserve
9/29	WR	Miles Boykin	Designated for return to practice from Injured Reserve
9/29	OLB	Justin Houston	Activated off Reserve/COVID-19
9/29	DT	Justin Madubuikie	Activated off Reserve/COVID-19
10/2	RB	Le'Veon Bell	Activated from practice squad (standard elevation)
10/2	DB	Kevon Seymour	Activated from practice squad (standard elevation)
10/2	T	Andre Smith	Activated from practice squad (COVID-19 replacement)
10/2	DE	Derek Wolfe	Placed on Injured Reserve
10/4	DB	Linden Stephens	Terminated from practice squad
10/4	DB	Mazzi Wilkins	Signed to practice squad
10/9	G/T	Tyre Phillips	Designated for return to practice from Injured Reserve
10/11	WR	Miles Boykin	Activated from Injured Reserve/Designated for Return
10/11	DB	Jordan Richards	Activated from practice squad (standard elevation)
10/11	T	Andre Smith	Activated from practice squad (standard elevation)
10/12	G	Ben Cleveland	Placed on Injured Reserve



RAVENS STATISTICS

- CUMULATIVE SEASON STATS
- TEAM GAME-BY-GAME STATISTICS
- LONGEST PLAYS FROM SCRIMMAGE
 - TEAM SUPERLATIVES
 - INDIVIDUAL SUPERLATIVES
 - TURNOVER TABLE
 - INSIDE-THE-20 SCORING
 - FIRST DOWNS
- COMPLETIONS BY DISTANCE
 - THE LAST TIME...
 - TEAM RECORD WHEN...
- PENALTY CHALLENGES
 - GAME RECAPS

STATISTICS

WON 4, LOST 1 HEAD COACH: JOHN HARBAUGH

09/13	L	27-33 (OT)	at Las Vegas	61,756
09/19	W	36-35	Kansas City	70,417
09/26	W	19-17	at Detroit	50,788
10/03	W	23-7	at Denver	76,490
10/11	W	31-25 (OT)	Indianapolis	70,510

TEAM STATISTICS	BAL	OPP.
FIRST DOWNS	116	114
Rushing	44	30
Passing	68	73
Penalty	4	11
Third Down-Made/Att	20/58	19/55
Third Down Efficiency	34.5%	34.5%
Fourth Down-Made/Att	3/4	1/2
Fourth Down Efficiency	75.0%	50.0%
TOTAL NET YARDS	2,203	1,948
Avg. Per Game	440.6	389.6
Total Plays	332	311
Avg. Per Play	6.6	6.3
NET YARDS RUSHING	744	466
Avg. Per Game	148.8	93.2
Total Rushes	152	109
Avg. Per Rush	4.9	4.3
NET YARDS PASSING	1,459	1,482
Avg. Per Game	291.8	296.4
Sacked/Yards Lost	13/60	12/93
Gross Yards	1,519	1,575
Attempts/Completions	167/112	190/124
Pct. of Completion	67.1%	65.3%
Had Intercepted	3	3
PUNTS/AVERAGE	20/47.2	27/48.3
Net Punting Average	41.9	39.9
PUNT RETURN/AVG.	11/17.2	10/8.6
KICKOFF RETURN/AVG.	5/22.2	11/17.7
INTERCEPTION RETURN/AVG.	3/0.0	3/16.7
PENALTIES/YARDS	33/324	31/213
FUMBLES/BALL LOST	7/3	4/2
TOUCHDOWNS	15	15
Rushing	6	6
Passing	8	8
Returns	1	1
EXTRA POINTS/ATTEMPTS	9/9	12/13
TWO POINT CONVERSION/ATT.	2/5	0/1
FIELD GOALS/ATTEMPTS	11/12	5/7
AVG. TIME OF POSSESSION	31:26	28:34

* SCORE BY PERIODS	Q1	Q2	Q3	Q4	OT	PTS
TEAM	14	47	22	47	6	136
OPPONENTS	21	27	33	30	6	117

SCORING	TD	RU	PA	RT	K-PAT	FG	2PT	S	PTS
J. Tucker	0	0	0	0	9/9	11/12	0	0	42
M. Brown	5	0	5	0	0/0	0/0	0	0	30
L. Murray	3	3	0	0	0/0	0/0	0	0	18
M. Andrews	2	0	2	0	0/0	0/0	2	0	16
D. Duvernay	2	0	1	1	0/0	0/0	0	0	12
L. Jackson	2	2	0	0	0/0	0/0	0	0	12
T. Williams	1	1	0	0	0/0	0/0	0	0	6
TEAM	15	6	8	1	9/9	11/12	2	0	136
OPPONENTS	15	6	8	1	12/13	5/7	0	0	117

SACKS: O. Oweh 3.0, T. Young 2.0, T. Bowser 2.0, J. Houston 1.0, C. Clark 1.0, P. Queen 1.0, J. Madubuike 1.0, P. McPhee 1.0, TM 12.0, OPP 13.0

* PASSING	ATT	CMP	YDS	CMP%	YDS/ATT	TD	TD%	INT	INT%	LONG	SACK/LOST	RATING
L. Jackson	167	112	1,519	67.1	9.1	8	4.8	3	1.8	49t	13.0/60	104.4
TEAM	167	112	1,519	67.1	9.1	8	4.8	3	1.8	49t	13/60	104.4
OPPONENTS	190	124	1,575	65.3	8.3	8	4.2	3	1.6	76t	12/93	98.5

* RUSHING	NO.	YDS	AVG	LONG	TD
L. Jackson	56	341	6.1	31	2
T. Williams	31	170	5.5	35t	1
L. Murray	50	168	3.4	11t	3
D. Freeman	7	42	6.0	31	0
L. Bell	4	11	2.8	4	0
M. Brown	1	5	5.0	5	0
T. Cannon	2	5	2.5	3	0
P. Ricard	1	2	2.0	2	0
TEAM	152	744	4.9	35t	6
OPPONENTS	109	466	4.3	31	6

* RECEIVING	TAR	NO.	YDS	AVG	LONG	TD
M. Andrews	38	29	400	13.8	41	2
M. Brown	38	28	451	16.1	49t	5
S. Watkins	32	18	292	16.2	49	0
D. Duvernay	15	10	104	10.4	19t	1
J. Proche II	9	8	118	14.8	32	0
T. Williams	9	7	60	8.6	21	0
J. Oliver	6	4	28	7.0	9	0
D. Freeman	4	3	34	11.3	15	0
P. Ricard	4	3	19	6.3	9	0
L. Murray	3	2	13	6.5	7	0
L. Bell	1	0	0	0.0	0	0
TEAM	159	112	1,519	13.6	49t	8
OPPONENTS	181	124	1,575	12.7	76t	8

* INTERCEPTIONS	NO.	YDS	AVG	LONG	TD
A. Averett	2	0	0.0	0	0
T. Young	1	0	0.0	0	0
TEAM	3	0	0.0	0	0
OPPONENTS	3	50	16.7	34t	1

* OFFENSIVE FUMBLES	FUM	LST	REC	TD
L. Jackson	5	3	2	0
T. Williams	1	0	0	0
D. Duvernay	1	0	2	1
TEAM	7	3	4	1
OPPONENTS	5	3	1	0

* PUNTING	NO.	YDS	AVG	NET	TB	IN	LG	B
S. Koch	20	944	47.2	41.9	1	7	57	0
TEAM	20	944	47.2	41.9	1	7	57	0
OPPONENTS	27	1,305	48.3	39.9	2	9	68	0

* PUNT RETURNS	RET	FC	YDS	AVG	LONG	TD
D. Duvernay	11	7	189	17.2	42	0
TEAM	11	7	189	17.2	42	0
OPPONENTS	10	7	86	8.6	13	0

* KICKOFF RETURNS	NO.	YDS	AVG	LONG	TD
D. Duvernay	5	111	22.2	27	0
TEAM	5	111	22.2	27	0
OPPONENTS	11	198	18.0	33	0

* FIELD GOALS	1-19	20-29	30-39	40-49	50+
J. Tucker	0/0	2/2	2/2	5/6	2/2
TEAM	0/0	2/2	2/2	5/6	2/2
OPPONENTS	0/0	0/0	3/4	1/2	1/1

J. Tucker: (40G, 47G) (43G) (49WR, 39G, 50G, 32G, 66G) (40G, 46G, 20G) (23G)

OPP: (34G, 55G) (35G) (37G, 43G, 37B, 47WL)

2-Pt Conv: M. Andrews 2, L. Jackson 0, TM 2-5, OPP 0-1

DEFENSIVE STATISTICS

2021 REGULAR SEASON BALTIMORE RAVENS DEFENSIVE STATS (THROUGH WEEK 5)

PLAYER	TOTAL	TKL.	ASST	TFL	SACKS/YDS.	QBH	FR	FF	INT./YDS.	PD
Queen, Patrick	33	23	10	3	1.0/13.0	1	0	0	0/0	0
Clark, Chuck	27	17	10	3	1.0/12.0	1	0	0	0/0	3
Humphrey, Marlon	25	19	6	0	0.0/0.0	0	0	0	0/0	4
Averett, Anthony	24	19	5	0	0.0/0.0	0	0	0	2/0	4
Stephens, Brandon	22	10	12	0	0.0/0.0	1	0	0	0/0	0
Board, Chris	17	9	8	0	0.0/0.0	1	0	0	0/0	0
Campbell, Calais	17	11	6	3	0.0/0.0	6	0	0	0/0	0
Bowser, Tyus	16	8	8	2	2.0/14.0	3	0	0	0/0	0
Harrison, Malik	14	9	5	2	0.0/0.0	0	0	0	0/0	0
Oweh, Odafe	13	11	2	3	3.0/16.0	8	1	2	0/0	0
Elliott, DeShon	12	9	3	0	0.0/0.0	1	0	0	0/0	0
McPhee, Pernell	11	9	2	2	1.0/11.0	2	0	0	0/0	0
Young, Tavon	10	9	1	4	2.0/20.0	3	0	0	1/0	2
Houston, Justin	9	5	4	2	1.0/1.0	4	0	0	0/0	0
Williams, Brandon	8	3	5	1	0.0/0.0	0	1	0	0/0	0
Ellis, Justin	5	3	2	0	0.0/0.0	0	0	0	0/0	0
Madubuike, Justin	5	4	1	2	1.0/6.0	3	0	0	0/0	1
Bynes, Josh	4	2	2	0	0.0/0.0	0	0	0	0/0	0
Smith, Jimmy	3	3	0	0	0.0/0.0	0	0	0	0/0	3
Washington, Broderick	3	2	1	1	0.0/0.0	0	0	0	0/0	0
Ferguson, Jaylon	2	1	1	0	0.0/0.0	0	0	0	0/0	0
McKenzie, Kahlil	2	0	2	0	0.0/0.0	0	0	0	0/0	0
Seymour, Kevon	2	1	1	0	0.0/0.0	0	0	0	0/0	0
Westry, Chris	2	2	0	1	0.0/0.0	0	0	0	0/0	0
TOTALS	286	189	97	29	12.0/93.0	34	2	2	3/0	17

ASST=Assist, TFL=Tackle for a Loss, Int.=Interception, FR=Fumble Recovery, FF=Forced Fumble, PD=Pass Defense

2021 RAVENS SPECIAL TEAMS				
POS.	PLAYER	TTL.	SOLO	ASST.
ILB	Board, Chris	4	3	1
DB	Stephens, Brandon	3	2	1
OLB	Bowser, Tyus	2	1	1
ILB	Harrison, Malik	2	1	1
DB/LB	Levine Sr., Anthony	2	2	0
WR	Wallace, Tylan	2	1	1
LB	Welch, Kristian	2	1	1
CB	Averett, Anthony	1	1	0
RB	Cannon, Trenton	1	1	0
S	Clark, Chuck	1	1	0
LS	Moore, Nick	1	1	0
S	Stone, Geno	1	0	1
S	Washington, Ar'Darius	1	1	0
CB	Westry, Chris	1	1	0
CB	Young, Tavon	1	1	0
TOTALS		25	18	7

DEFENSIVE STATS BY RANK									
SACKS		INTERCEPTIONS		TACKLES FOR LOSS		PASSES DEFENSED		QBH	
PLAYER	NO.	PLAYER	NO.	PLAYER	NO.	PLAYER	NO.	PLAYER	NO.
Oweh, Odafe	3.0	Averett, Anthony	2	Young, Tavon	4	Averett, Anthony	4	Oweh, Odafe	8
Bowser, Tyus	2.0	Young, Tavon	1	Campbell, Calais	3	Humphrey, Marlon	4	Campbell, Calais	6
Young, Tavon	2.0			Clark, Chuck	3	Clark, Chuck	3	Houston, Justin	4
Clark, Chuck	1.0			Oweh, Odafe	3	Smith, Jimmy	3	Bowser, Tyus	3
Houston, Justin	1.0			Queen, Patrick	3	Young, Tavon	2	Madubuike, Justin	3
Madubuike, Justin	1.0			Bowser, Tyus	2	Madubuike, Justin	1	Young, Tavon	3
McPhee, Pernell	1.0			Harrison, Malik	2			McPhee, Pernell	2
Queen, Patrick	1.0			Houston, Justin	2			Board, Chris	1
				Madubuike, Justin	2			Clark, Chuck	1
				McPhee, Pernell	2			Elliott, DeShon	1
				Washington, Broderick	1			Queen, Patrick	1
				Westry, Chris	1			Stephens, Brandon	1
				Williams, Brandon	1				

FORCED FUMBLES		FUMBLE RECOVERIES	
PLAYER	NO.	PLAYER	NO.
Oweh, Odafe	2	Oweh, Odafe	1
		Williams, Brandon	1

GAME-BY-GAME OFFENSE

2021 REGULAR SEASON RAVENS GAME-BY-GAME OFFENSE																		
	09/13	09/19	09/26	10/03	10/11	10/17	10/24	11/07	11/11	11/21	11/28	12/05	12/12	12/19	12/26	01/02	01/09	Totals
	@ LV	KC	@ DET	@ DEN	IND	LAC	CIN	MIN	@ MIA	@ CHI	CLE	@ PIT	@ CLE	GB	@ CIN	LAR	PIT	
FIRST DOWNS																		
Total	20	31	15	20	30													116
Rushing	8	18	5	6	7													44
Passing	11	11	10	14	22													68
Penalty	1	2	0	0	1													4
THIRD DOWNS																		
Attempts	12	11	10	17	8													58
Converted	3	6	1	7	3													20
Percentage	25.0%	54.5%	10.0%	41.2%	37.5%													34.5%
FOURTH DOWNS																		
Attempts	2	1	1	0	0													4
Converted	1	1	1	0	0													3
Percentage	50.0%	100.0%	100.0%	0	0													75.0%
TOT. OFFENSE																		
Net Yards	406	481	387	406	523													2,203
Plays	67	68	57	70	70													332
Avg./Play	6.1	7.1	6.8	5.8	7.5													6.6
RUSHING																		
Net Yards	189	251	116	102	86													744
Rush. Att.	34	41	22	30	25													152
Avg./Att.	5.6	6.1	5.3	3.4	3.4													4.9
PASSING																		
Net Yards	217	230	271	304	437													1,459
Attempts	30	26	31	37	43													167
Completions	19	18	16	22	37													112
Completion Pct	63.3%	69.2%	51.6%	59.5%	86.0%													67.1%
Avg. Gain Per Pass Play	6.6	8.5	7.7	7.6	9.7													8.1
Intercepted	0	2	1	0	0													3
Gross Yards	235	239	287	316	442													1,519
Sacked	3.0	1.0	4.0	3.0	2.0													13.0
Yards Lost	18	9	16	12	5													60
PENALTIES																		
Number	5	8	6	6	8													33
Yards	71	55	69	55	74													324
FUMBLES																		
Number	4	1	1	0	1													7
Lost	2	0	0	0	1													3
PUNTING																		
Yards	179	95	137	335	198													944
Punts	4	2	3	7	4													20
Net Avg.	42.3	41.0	42.0	41.9	42.0													41.9
Gross Avg.	44.8	47.5	45.7	47.9	49.5													47.2
Touchbacks	0	0	0	1	0													1
Punts Blocked	0	0	0	0	0													0
Punt Returns	4	1	2	3	1													11
Punt Return Yards	67	16	42	64	0													189
Punt Return Avg.	16.8	16.0	21.0	21.3	0.0													17.2
Inside 20	1	1	2	1	2													7
Fair Catches	1	0	2	3	1													7
SCORING																		
Points	27	36	19	23	31													136
Q1	7	7	0	0	0													14
Q2	7	10	10	17	3													47
Q3	3	7	6	0	6													22
Q4	10	12	3	6	16													47
OT	0	0	0	0	6													6
TD Rushing	2	3	0	1	0													6
TD Passing	1	1	1	1	4													8
TD KO Returns	0	0	0	0	0													0
TD Punt Returns	0	0	0	0	0													0
TD Sp. Teams	0	0	0	0	0													0
TD Def. Returns	0	0	0	0	0													0
Total TDs	3	5	1	2	4													15
PAT Attempts	3	5	1	2	3													14
PAT Made	3	3	1	2	2													11
FG Attempts	2	1	5	3	1													12
FG Made	2	1	4	3	1													11
Safety	0	0	0	0	0													0
2-Pt Attempts	0	2	0	0	3													5
2-Pt Made	0	0	0	0	2													2
Time of Possession	32:14	35:59	27:26	33:07	33:51													162:37
KICKOFFS																		
Kickoff Returns	0	0	0	0	5													5
Kickoff Return Yards	0	0	0	0	111													111
Kickoff Return Avg.	0	0	0	0	22.2													22.2

GAME-BY-GAME DEFENSE

2021 REGULAR SEASON RAVENS GAME-BY-GAME DEFENSE																		
	09/13	09/19	09/26	10/03	10/11	10/17	10/24	11/07	11/11	11/21	11/28	12/05	12/12	12/19	12/26	01/02	01/09	Totals
	@ LV	KC	@ DET	@ DEN	IND	LAC	CIN	MIN	@ MIA	@ CHI	CLE	@ PIT	@ CLE	GB	@ CIN	LAR	PIT	
FIRST DOWNS																		
Total	26	22	22	15	29													114
Rushing	6	2	7	5	10													30
Passing	17	18	13	9	16													73
Penalty	3	2	2	1	3													11
THIRD DOWNS																		
Attempts	15	6	10	14	10													55
Converted	7	1	3	3	5													19
Percentage	46.7%	16.7%	30.0%	21.4%	50.0%													34.5%
FOURTH DOWNS																		
Attempts	1	0	0	0	1													2
Converted	0	0	0	0	1													1
Percentage	0.0%	0	0	0	100.0%													50.0%
TOT. OFFENSE																		
Net Yards	491	405	285	254	513													1,948
Plays	80	49	60	59	63													311
Avg./Play	6.1	8.3	4.8	4.3	8.1													6.3
RUSHING																		
Net Yards	82	62	93	106	123													466
Rush. Att.	21	18	27	17	26													109
Avg./Att.	3.9	3.4	3.4	6.2	4.7													4.3
PASSING																		
Net Yards	409	343	192	148	390													1,482
Attempts	56	31	31	37	35													190
Completions	34	24	22	19	25													124
Completion Pct	60.7%	77.4%	71.0%	51.4%	71.4%													65.3%
Avg. Gain Per Pass Play	6.9	11.1	5.8	3.5	10.5													7.3
Intercepted	1	1	0	1	0													3
Gross Yards	435	343	217	178	402													1,575
Sacked	3.0	0.0	2.0	5.0	2.0													12.0
Yards Lost	26	0	25	30	12													93
PENALTIES																		
Number	10	5	7	4	5													31
Yards	62	46	35	25	45													213
FUMBLES																		
Number	1	2	0	0	1													4
Lost	0	1	0	0	1													2
PUNTING																		
Yards	316	135	273	491	90													1,305
Punts	6	3	6	10	2													27
Net Avg.	41.5	39.7	38.5	38.7	45.0													39.9
Gross Avg.	52.7	45.0	45.5	49.1	45.0													48.3
Touchbacks	0	0	0	2	0													2
Punts Blocked	0	0	0	0	0													0
Punt Returns	2	1	1	3	3													10
Punt Return Yards	10	13	11	22	30													86
Punt Return Avg.	5.0	13.0	11.0	7.3	10.0													8.6
Inside 20	2	0	2	4	1													9
Fair Catches	1	1	2	2	1													7
SCORING																		
Points	33	35	17	7	25													117
Q1	0	14	0	0	7													21
Q2	10	7	0	7	3													27
Q3	0	14	7	0	12													33
Q4	17	0	10	0	3													30
OT	6	0	0	0	0													6
TD Rushing	2	1	2	0	1													6
TD Passing	2	3	0	1	2													8
TD KO Returns	0	0	0	0	0													0
TD Punt Returns	0	0	0	0	0													0
TD Sp. Teams	0	0	0	0	0													0
TD Def. Returns	0	2	0	0	0													2
Total TDs	4	5	2	1	3													15
PAT Attempts	3	5	2	1	3													14
PAT Made	3	5	2	1	1													12
FG Attempts	2	0	1	0	4													7
FG Made	2	0	1	0	2													5
Safety	0	0	0	0	0													0
2-Pt Attempts	0	0	0	0	1													1
2-Pt Made	0	0	0	0	0													0
Time of Possession	34:08	24:01	32:34	26:53	30:45													148:21
KICKOFFS																		
Kickoff Returns	2	5	0	2	2													11
Kickoff Return Yards	33	83	0	36	46													198
Kickoff Return Avg.	16.5	16.6	0	18.0	23.0													18.0

LONGEST PLAYS FROM SCRIMMAGE

RAVENS						OPPONENT					
DATE	OPPONENT	QTR	RAVENS PLAYER	YARDS	SCORE	DATE	OPPONENT	QTR	OPP. PLAYER	YARDS	SCORE
09/13	at Las Vegas	4	Lamar Jackson -> Sammy Watkins	49	L, 33-27 (OT)	10/11	Indianapolis	1	Carson Wentz -> Jonathan Taylor	76T	W, 25-31 (OT)
10/03	at Denver	2	Lamar Jackson -> Marquise Brown	49T	W, 23-7	09/19	Kansas City	3	Patrick Mahomes -> Travis Kelce	46T	W, 35-36
10/11	Indianapolis	3	Lamar Jackson -> Marquise Brown	43T	W, 31-25 (OT)	10/11	Indianapolis	3	Carson Wentz -> Michael Pittman Jr.	42T	W, 25-31 (OT)
09/19	Kansas City	3	Lamar Jackson -> Marquise Brown	42T	W, 36-35	09/19	Kansas City	3	Patrick Mahomes -> Byron Pringle	40T	W, 35-36
09/26	at Detroit	3	Lamar Jackson -> Mark Andrews	41	W, 19-17	09/13	at Las Vegas	4	Derek Carr -> Henry Ruggs III	37	L, 27-33 (OT)
09/26	at Detroit	2	Lamar Jackson -> Marquise Brown	37	W, 19-17	09/19	Kansas City	1	Patrick Mahomes -> Demarcus Robinson	33T	W, 35-36
09/26	at Detroit	4	Lamar Jackson -> Sammy Watkins	36	W, 19-17	09/13	at Las Vegas	5	Derek Carr -> Bryan Edwards	32	L, 27-33 (OT)
09/13	at Las Vegas	1	TySon Williams run	35T	L, 33-27 (OT)	10/03	at Denver	4	Drew Lock -> Courtland Sutton	32	W, 7-23
10/03	at Denver	4	Lamar Jackson -> James Proche II	32	W, 23-7	09/13	at Las Vegas	1	Marcus Mariota run	31	L, 27-33 (OT)
10/03	at Denver	2	Lamar Jackson -> Marquise Brown	32	W, 23-7	09/13	at Las Vegas	5	Derek Carr -> Zay Jones	31T	L, 27-33 (OT)
09/19	Kansas City	1	Devonta Freeman run	31	W, 36-35	10/03	at Denver	1	Javonte Williams run	31	W, 7-23
09/26	at Detroit	1	Lamar Jackson run	31	W, 19-17	10/11	Indianapolis	3	Carson Wentz -> Zach Pascal	31	W, 25-31 (OT)
09/13	at Las Vegas	2	Lamar Jackson -> Sammy Watkins	29	L, 33-27 (OT)	10/11	Indianapolis	4	Carson Wentz -> Jonathan Taylor	29	W, 25-31 (OT)
09/13	at Las Vegas	2	Lamar Jackson -> Marquise Brown	29	L, 33-27 (OT)	09/13	at Las Vegas	5	Derek Carr -> Hunter Renfrow	27	L, 27-33 (OT)
09/26	at Detroit	2	Lamar Jackson -> James Proche II	29	W, 19-17						
09/13	at Las Vegas	4	Lamar Jackson run	28	L, 33-27 (OT)						
10/11	Indianapolis	2	Lamar Jackson -> Sammy Watkins	28	W, 31-25 (OT)						
10/11	Indianapolis	2	Lamar Jackson -> Mark Andrews	28	W, 31-25 (OT)						
09/19	Kansas City	3	Lamar Jackson -> Marquise Brown	27	W, 36-35						
10/11	Indianapolis	4	Lamar Jackson -> Mark Andrews	27	W, 31-25 (OT)						
TOTALS			20 - 683 (34.2), 4 TDS (4 RUNS, 1 TD, 16 PASSES, 3 TDS)						14 - 518 (37.0), 6 TDS (2 RUNS, 0 TDS, 12 PASSES, 6 TDS)		



TEAM SUPERLATIVES

HIGH	DATE	OPPONENT	OFFENSIVE CATEGORY	OPPONENT	DATE	LOW
36	9/19	vs. Kansas City	Points	at Detroit	9/26	19
17	10/3	at Denver	Points in a Quarter	vs. Indianapolis ...2 more at 0.	10/11	0
22	10/11	vs. Indianapolis	Points in a Half	vs. Indianapolis	10/11	3
5	9/19	vs. Kansas City	Total Touchdowns	at Detroit	9/26	1
70	10/11	vs. Indianapolis ...1 more at 70.	Total Plays	at Detroit	9/26	57
523	10/11	vs. Indianapolis	Total Net Yards	at Detroit	9/26	387
31	9/19	vs. Kansas City	Total First Downs	at Detroit	9/26	15
18	9/19	vs. Kansas City	First Downs Rushing	at Detroit	9/26	5
22	10/11	vs. Indianapolis	First Downs Passing	at Detroit	9/26	10
2	9/19	vs. Kansas City	First Down Penalties	at Denver ...1 more at 0.	10/3	0
55%	9/19	vs. Kansas City	Third Down Efficiency	at Detroit	9/26	10%
7.5	10/11	vs. Indianapolis	Average Yards Per Play	at Denver	10/3	5.8
251	9/19	vs. Kansas City	Total Net Yards Rushing	vs. Indianapolis	10/11	86
41	9/19	vs. Kansas City	Rushing Attempts	at Detroit	9/26	22
6.1	9/19	vs. Kansas City	Rushing Average Yards	vs. Indianapolis ...1 more at 3.4.	10/11	3.4
3	9/19	vs. Kansas City	Rushing Touchdowns	vs. Indianapolis ...1 more at 0.	10/11	0
437	10/11	vs. Indianapolis	Total Net Yards Passing	at Las Vegas	9/13	217
43	10/11	vs. Indianapolis	Passing Attempts	vs. Kansas City	9/19	26
37	10/11	vs. Indianapolis	Passing Completions	at Detroit	9/26	16
4	10/11	vs. Indianapolis	Passing Touchdowns	at Denver ...3 more at 1.	10/3	1
9.7	10/11	vs. Indianapolis	Passing Yards Average	at Las Vegas	9/13	6.6
2	9/19	vs. Kansas City	Passes Thrown for Interception	vs. Indianapolis ...2 more at 0.	10/11	0
4	9/26	at Detroit	Times Sacked	vs. Kansas City	9/19	1
18	9/13	at Las Vegas	Sack Yards Lost	vs. Indianapolis	10/11	5
7	10/3	at Denver	Total Punts	vs. Kansas City	9/19	2
335	10/3	at Denver	Total Punt Yards	vs. Kansas City	9/19	95
49.5	10/11	vs. Indianapolis	Punt Gross Average Yards	at Las Vegas	9/13	44.8
42.3	9/13	at Las Vegas	Punt Net Average Yards	vs. Kansas City	9/19	41
4	9/13	at Las Vegas	Punt Returns	vs. Indianapolis ...1 more at 1.	10/11	1
67	9/13	at Las Vegas	Punt Return Yards	vs. Indianapolis	10/11	0
21.3	10/3	at Denver	Punt Return Yards Average	vs. Indianapolis	10/11	0.0
5	10/11	vs. Indianapolis	Kickoff Returns	at Denver ...3 more at 0.	10/3	0
111	10/11	vs. Indianapolis	Kickoff Return Yards	at Denver ...3 more at 0.	10/3	0
8	10/11	vs. Indianapolis ...1 more at 8.	Total Penalties	at Las Vegas	9/13	5
74	10/11	vs. Indianapolis	Penalty Yards	at Denver ...1 more at 55.	10/3	55
4	9/13	at Las Vegas	Total Fumbles	at Denver	10/3	0
2	9/13	at Las Vegas	Fumbles Lost	at Denver ...2 more at 0.	10/3	0
35:59	9/19	vs. Kansas City	Time of Possession	at Detroit	9/26	27:26
2	9/19	vs. Kansas City ...1 more at 2.	Turnovers	at Denver	10/3	0
76,490	10/3	at Denver	Attendance	at Detroit	9/26	50,788

TEAM SUPERLATIVES

HIGH	DATE	OPPONENT	DEFENSIVE CATEGORY	OPPONENT	DATE	LOW
35	9/19	vs. Kansas City	Points	at Denver	10/3	7
17	9/13	at Las Vegas	Points in a Quarter	at Denver	10/3	0
				...3 more at 0.		
21	9/19	vs. Kansas City	Points in a Half	at Denver	10/3	0
				...1 more at 0.		
5	9/19	vs. Kansas City	Total Touchdowns	at Denver	10/3	1
80	9/13	at Las Vegas	Total Plays	vs. Kansas City	9/19	49
513	10/11	vs. Indianapolis	Total Net Yards	at Denver	10/3	254
29	10/11	vs. Indianapolis	Total First Downs	at Denver	10/3	15
10	10/11	vs. Indianapolis	First Downs Rushing	vs. Kansas City	9/19	2
18	9/19	vs. Kansas City	First Downs Passing	at Denver	10/3	9
3	10/11	vs. Indianapolis	First Down Penalties	at Denver	10/3	1
		...1 more at 3.				
50%	10/11	vs. Indianapolis	Third Down Efficiency	vs. Kansas City	9/19	17%
8.3	9/19	vs. Kansas City	Average Yards Per Play	at Denver	10/3	4.3
123	10/11	vs. Indianapolis	Total Net Yards Rushing	vs. Kansas City	9/19	62
27	9/26	at Detroit	Rushing Attempts	at Denver	10/3	17
6.2	10/3	at Denver	Rushing Average Yards	at Detroit	9/26	3.4
				...1 more at 3.4.		
2	9/26	at Detroit	Rushing Touchdowns	at Denver	10/3	0
		...1 more at 2.				
409	9/13	at Las Vegas	Total Net Yards Passing	at Denver	10/3	148
56	9/13	at Las Vegas	Passing Attempts	at Detroit	9/26	31
				...1 more at 31.		
34	9/13	at Las Vegas	Passing Completions	at Denver	10/3	19
3	9/19	vs. Kansas City	Passing Touchdowns	at Detroit	9/26	0
11.1	9/19	vs. Kansas City	Passing Yards Average	at Denver	10/3	3.5
1	10/3	at Denver	Passes Thrown for Interception	vs. Indianapolis	10/11	0
		...2 more at 1.		...1 more at 0.		
5	10/3	at Denver	QB Sacks	vs. Kansas City	9/19	0
30	10/3	at Denver	Sack Yards Lost	vs. Kansas City	9/19	0
10	10/3	at Denver	Total Punts	vs. Indianapolis	10/11	2
491	10/3	at Denver	Total Punt Yards	vs. Indianapolis	10/11	90
52.7	9/13	at Las Vegas	Punt Gross Average Yards	vs. Indianapolis	10/11	45
				...1 more at 45.		
45	10/11	vs. Indianapolis	Punt Net Average Yards	at Detroit	9/26	38.5
3	10/11	vs. Indianapolis	Punt Returns	at Detroit	9/26	1
		...1 more at 3.		...1 more at 1.		
30	10/11	vs. Indianapolis	Punt Return Yards	at Las Vegas	9/13	10
13.0	9/19	vs. Kansas City	Punt Return Yards Average	at Las Vegas	9/13	5.0
5	9/19	vs. Kansas City	Kickoff Returns	at Detroit	9/26	0
83	9/19	vs. Kansas City	Kickoff Return Yards	at Detroit	9/26	0
10	9/13	at Las Vegas	Total Penalties	at Denver	10/3	4
62	9/13	at Las Vegas	Penalty Yards	at Denver	10/3	25
2	9/19	vs. Kansas City	Total Fumbles	at Denver	10/3	0
				...1 more at 0.		
1	10/11	vs. Indianapolis	Fumbles Lost	at Denver	10/3	0
		...1 more at 1.		...2 more at 0.		
34:08	9/13	at Las Vegas	Time of Possession	vs. Kansas City	9/19	24:01
2	9/19	vs. Kansas City	Turnovers	at Detroit	9/26	0
76,490	10/3	at Denver	Attendance	at Detroit	9/26	50,788

INDIVIDUAL SUPERLATIVES

CATEGORY	2021 RAVENS INDIVIDUAL BEST	GAME	DATE	OPPONENT INDIVIDUAL BEST	GAME	DATE
Touchdowns	2 Mark Andrews ...2 more.	vs. IND	10/11	2 Jonathan Taylor ...1 more.	vs. IND	10/11
Passes Attempted	43 Lamar Jackson	vs. IND	10/11	56 Derek Carr	at LV	09/13
Passes Completed	37 Lamar Jackson	vs. IND	10/11	34 Derek Carr	at LV	09/13
Completion Percentage	86.0 Lamar Jackson	vs. IND	10/11	77.4 Patrick Mahomes	vs. KC	09/19
Passing Yards	442 Lamar Jackson	vs. IND	10/11	435 Derek Carr	at LV	09/13
Yards Per Attempt	10.3 Lamar Jackson	vs. IND	10/11	11.5 Carson Wentz	vs. IND	10/11
Touchdown Passes	4 Lamar Jackson	vs. IND	10/11	3 Patrick Mahomes	vs. KC	09/19
Receptions	11 Mark Andrews	vs. IND	10/11	10 Darren Waller	at LV	09/13
Receiving Yards	147 Mark Andrews	vs. IND	10/11	116 Jonathan Taylor	vs. IND	10/11
Touchdown Receptions	2 Mark Andrews ...1 more.	vs. IND	10/11	1 Michael Pittman Jr. ...7 more.	vs. IND	10/11
Rushing Yards	107 Lamar Jackson	vs. KC	09/19	56 Melvin Gordon III	at DEN	10/03
Rushing Attempts	18 Lataavius Murray	at DEN	10/03	15 Jonathan Taylor	vs. IND	10/11
Rushing Average	8.3 Lamar Jackson	at DET	09/26	6.9 Javonte Williams	at DEN	10/03
Rushing Touchdowns	2 Lamar Jackson	vs. KC	09/19	2 Josh Jacobs	at LV	09/13
Yards From Scrimmage	147 Mark Andrews	vs. IND	10/11	169 Jonathan Taylor	vs. IND	10/11
Combined Net Yards	156 Devin Duvernay	vs. IND	10/11	169 Jonathan Taylor	vs. IND	10/11
Interceptions Made	1 Anthony Averett ...2 more.	at DEN	10/03	2 Tyrann Mathieu	vs. KC	09/19
Interceptions Thrown	2 Lamar Jackson	vs. KC	09/19	1 Drew Lock ...2 more.	at DEN	10/03
INT Return Yards				50 Tyrann Mathieu	vs. KC	09/19
Tackles	12 Chuck Clark	at DET	09/26	13 Darius Leonard	vs. IND	10/11
Sacks	2.0 Tyus Bowser	at DEN	10/03	2.0 Caden Sterns ...1 more.	at DEN	10/03
Punts	7 Sam Koch	at DEN	10/03	10 Sam Martin	at DEN	10/03
Punts Inside the 20	2 Sam Koch ...1 more.	vs. IND	10/11	4 Sam Martin	at DEN	10/03
Punting Average	49.5 Sam Koch	vs. IND	10/11	52.7 AJ Cole	at LV	09/13
Punt Returns	4 Devin Duvernay	at LV	09/13	3 Nyheim Hines	vs. IND	10/11
Punt Return Yards	67 Devin Duvernay	at LV	09/13	30 Nyheim Hines	vs. IND	10/11
Kickoff Returns	5 Devin Duvernay	vs. IND	10/11	3 Byron Pringle	vs. KC	09/19
Kickoff Return Yards	111 Devin Duvernay	vs. IND	10/11	46 Ashton Dulin ...1 more.	vs. IND	10/11
Field Goals Attempted	5 Justin Tucker	at DET	09/26	4 Rodrigo Blankenship	vs. IND	10/11
Field Goals Made	4 Justin Tucker	at DET	09/26	2 Rodrigo Blankenship ...1 more.	vs. IND	10/11

CATEGORY	2021 RAVENS LONGEST PLAYS	GAME	DATE	OPPONENT INDIVIDUAL	GAME	DATE
Run From Scrimmage	35 Ty'Son Williams	at LV	09/13	31 Javonte Williams ...1 more.	at DEN	10/03
Touchdown Run	35 Ty'Son Williams	at LV	09/13	15 Josh Jacobs	at LV	09/13
Passing Long	49 Lamar Jackson ...1 more.	at DEN	10/03	76 Carson Wentz	vs. IND	10/11
Touchdown Pass Long	49 Lamar Jackson	at DEN	10/03	76 Carson Wentz	vs. IND	10/11
Longest Reception	49 Marquise Brown ...1 more.	at DEN	10/03	76 Jonathan Taylor	vs. IND	10/11
Touchdown Reception	49 Marquise Brown	at DEN	10/03	76 Jonathan Taylor	vs. IND	10/11
Interception Return				34 Tyrann Mathieu	vs. KC	09/19
Longest INT Return for TD				34 Tyrann Mathieu	vs. KC	09/19
Longest Own Fumble Return	2 Devin Duvernay	vs. KC	09/19			
Longest Opponent's Fumble Return				21 Darius Leonard	vs. IND	10/11
Punt Return	42 Devin Duvernay	at DEN	10/03	13 Nyheim Hines ...1 more.	vs. IND	10/11
Kickoff Return	27 Devin Duvernay	vs. IND	10/11	33 Byron Pringle	vs. KC	09/19
Punt	57 Sam Koch	at DEN	10/03	68 Sam Martin	at DEN	10/03
Field Goal	66 Justin Tucker	at DET	09/26	55 Daniel Carlson	at LV	09/13
Field Goal Attempt	66 Justin Tucker	at DET	09/26	55 Daniel Carlson	at LV	09/13

TURNOVER TABLE

DATE	OPPONENT	FORCED TURNOVERS			TURNOVERS CONVERTED					OUTCOME	
		FUM	INTS	TOTAL	TD	FG	PTS.	PTS. PCT.	TD PCT.	NET DIFF.	RESULT
09/13	Baltimore	0	1	1	0	0	0	0.0	0.0	-1	L
	at Las Vegas	2	0	2	2	0	13	100.0	100.0	+1	W
09/19	Baltimore	1	1	2	1	0	6	50.0	100.0	0	W
	Kansas City	0	2	2	1	0	7	50.0	100.0	0	L
09/26	Baltimore	0	0	0	0	0	0	0.0	0.0	-1	W
	at Detroit	0	1	1	0	1	3	100.0	0.0	+1	L
10/03	Baltimore	0	1	1	0	0	0	0.0	0.0	+1	W
	at Denver	0	0	0	0	0	0	0.0	0.0	-1	L
10/11	Baltimore	1	0	1	0	0	0	0.0	0.0	0	W
	Indianapolis	1	0	1	1	0	6	100.0	100.0	0	L
10/17	L.A. Chargers	--	--	--	--	--	--	--	--	--	--
10/24	Cincinnati	--	--	--	--	--	--	--	--	--	--
11/07	Minnesota	--	--	--	--	--	--	--	--	--	--
11/11	at Miami	--	--	--	--	--	--	--	--	--	--
11/21	at Chicago	--	--	--	--	--	--	--	--	--	--
11/28	Cleveland	--	--	--	--	--	--	--	--	--	--
12/05	at Pittsburgh	--	--	--	--	--	--	--	--	--	--
12/12	at Cleveland	--	--	--	--	--	--	--	--	--	--
12/19	Green Bay	--	--	--	--	--	--	--	--	--	--
12/26	at Cincinnati	--	--	--	--	--	--	--	--	--	--
01/02	L.A. Rams	--	--	--	--	--	--	--	--	--	--
01/09	Pittsburgh	--	--	--	--	--	--	--	--	--	--
	RAVENS	2	3	5	1	0	6	20.0	100.0	-1	4-1
	OPPONENTS	3	3	6	4	1	29	83.3	80.0	+1	1-4

INSIDE THE 20

RAVENS																			
Date	Opponent	Pos	TD	PAT	2-Pt.	Miss		FG	FGA	Blk/ MFG	INT	Fum	Dwns	Drive Ends		Pts	TD%	Score	
						PAT								Half	Game			Pct.	Pts/Poss
09/13	at Las Vegas	2	2	2	0	0	0	0	0	0	0	0	0	0	0	14	100.0	100.0	7.0
09/19	Kansas City	4	4	2	0	0	0	0	0	0	0	0	0	0	0	26	100.0	100.0	6.5
09/26	at Detroit	2	1	1	0	0	1	1	0	0	0	0	0	0	0	10	50.0	100.0	5.0
10/03	at Denver	3	1	1	0	0	2	2	0	0	0	0	0	0	0	13	33.3	100.0	4.3
10/11	Indianapolis	5	3	0	2	0	1	1	0	0	1	0	0	0	0	25	60.0	80.0	5.0
10/17	L.A. Chargers	--	--	--	--	--	--	--	--	--	--	--	--	--	--	--	--	--	--
10/24	Cincinnati	--	--	--	--	--	--	--	--	--	--	--	--	--	--	--	--	--	--
11/07	Minnesota	--	--	--	--	--	--	--	--	--	--	--	--	--	--	--	--	--	--
11/11	at Miami	--	--	--	--	--	--	--	--	--	--	--	--	--	--	--	--	--	--
11/21	at Chicago	--	--	--	--	--	--	--	--	--	--	--	--	--	--	--	--	--	--
11/28	Cleveland	--	--	--	--	--	--	--	--	--	--	--	--	--	--	--	--	--	--
12/05	at Pittsburgh	--	--	--	--	--	--	--	--	--	--	--	--	--	--	--	--	--	--
12/12	at Cleveland	--	--	--	--	--	--	--	--	--	--	--	--	--	--	--	--	--	--
12/19	Green Bay	--	--	--	--	--	--	--	--	--	--	--	--	--	--	--	--	--	--
12/26	at Cincinnati	--	--	--	--	--	--	--	--	--	--	--	--	--	--	--	--	--	--
01/02	L.A. Rams	--	--	--	--	--	--	--	--	--	--	--	--	--	--	--	--	--	--
01/09	Pittsburgh	--	--	--	--	--	--	--	--	--	--	--	--	--	--	--	--	--	--
TOTALS		16	11	6	2	0	4	4	0	0	1	0	0	0	0	88	68.8	93.8	5.5

OPPONENT																			
Date	Opponent	Pos	TD	PAT	2-Pt.	Miss		FG	FGA	Blk/ MFG	INT	Fum	Dwns	Drive Ends		Pts	TD%	Score	
						PAT								Half	Game			Pct.	Pts/Poss
09/13	at Las Vegas	6	3	3	0	0	1	1	0	0	1	0	1	0	0	24	50.0	66.7	4.0
09/19	Kansas City	1	1	1	0	0	0	0	0	0	0	0	0	0	0	7	100.0	100.0	7.0
09/26	at Detroit	3	2	2	0	0	1	1	0	0	0	0	0	0	0	17	66.7	100.0	5.7
10/03	at Denver	2	1	1	0	0	0	0	0	1	0	0	0	0	0	7	50.0	50.0	3.5
10/11	Indianapolis	4	1	0	0	0	1	2	1	0	1	0	0	0	0	9	25.0	50.0	2.3
10/17	L.A. Chargers	--	--	--	--	--	--	--	--	--	--	--	--	--	--	--	--	--	--
10/24	Cincinnati	--	--	--	--	--	--	--	--	--	--	--	--	--	--	--	--	--	--
11/07	Minnesota	--	--	--	--	--	--	--	--	--	--	--	--	--	--	--	--	--	--
11/11	at Miami	--	--	--	--	--	--	--	--	--	--	--	--	--	--	--	--	--	--
11/21	at Chicago	--	--	--	--	--	--	--	--	--	--	--	--	--	--	--	--	--	--
11/28	Cleveland	--	--	--	--	--	--	--	--	--	--	--	--	--	--	--	--	--	--
12/05	at Pittsburgh	--	--	--	--	--	--	--	--	--	--	--	--	--	--	--	--	--	--
12/12	at Cleveland	--	--	--	--	--	--	--	--	--	--	--	--	--	--	--	--	--	--
12/19	Green Bay	--	--	--	--	--	--	--	--	--	--	--	--	--	--	--	--	--	--
12/26	at Cincinnati	--	--	--	--	--	--	--	--	--	--	--	--	--	--	--	--	--	--
01/02	L.A. Rams	--	--	--	--	--	--	--	--	--	--	--	--	--	--	--	--	--	--
01/09	Pittsburgh	--	--	--	--	--	--	--	--	--	--	--	--	--	--	--	--	--	--
TOTALS		16	8	7	0	0	3	4	1	2	1	1	0	0	0	64	50.0	68.8	4.0

FIRST DOWNS GAINED

PLAYER	RUSH	REC.	TOTAL	3RD DOWN CONVERSION	4TH DOWN CONVERSION
Lamar Jackson	20	0	20	6	1
Mark Andrews	0	20	20	1	0
Marquise Brown	1	18	19	3	0
Latavius Murray	13	0	13	0	0
Sammy Watkins	0	12	12	2	1
Ty'Son Williams	8	3	11	1	1
Devin Duvernay	0	5	5	3	0
James Proche II	0	5	5	3	0
Devonta Freeman	1	2	3	0	0
Patrick Ricard	1	1	2	1	0
Josh Oliver	0	2	2	0	0
Team (by penalty)	--	--	4	--	--
2021 TOTALS	44	68	116	20	3

COMPLETIONS BY DISTANCE

2021 REGULAR SEASON									
Date	Opponent	Quarterback	Loss	0-9	10-19	20-29	30-39	40-49	50+
September 13, 2021	at Las Vegas	Jackson	--	10	5 (1)	3	--	1	--
September 19, 2021	Kansas City	Jackson	1	7	6	3	--	1 (1)	--
September 26, 2021	at Detroit	Jackson	--	6	4 (1)	3	2	1	--
October 3, 2021	at Denver	Jackson	--	10	7	2	2	1 (1)	--
October 11, 2021	Indianapolis	Jackson	--	20 (3)	12	4	--	1 (1)	--
October 17, 2021	L.A. Chargers	--	--	--	--	--	--	--	--
October 24, 2021	Cincinnati	--	--	--	--	--	--	--	--
November 7, 2021	Minnesota	--	--	--	--	--	--	--	--
November 11, 2021	at Miami	--	--	--	--	--	--	--	--
November 21, 2021	at Chicago	--	--	--	--	--	--	--	--
November 28, 2021	Cleveland	--	--	--	--	--	--	--	--
December 5, 2021	at Pittsburgh	--	--	--	--	--	--	--	--
December 12, 2021	at Cleveland	--	--	--	--	--	--	--	--
December 19, 2021	Green Bay	--	--	--	--	--	--	--	--
December 26, 2021	at Cincinnati	--	--	--	--	--	--	--	--
January 2, 2022	L.A. Rams	--	--	--	--	--	--	--	--
January 9, 2022	Pittsburgh	--	--	--	--	--	--	--	--
PLAYER TOTALS		Jackson	1	53 (3)	34 (2)	15	4	5 (3)	--
TEAM TOTALS			1	53 (3)	34 (2)	15	4	5 (3)	--

THE LAST TIME IT HAPPENED

BY RAVENS		BY OPPONENT
RUSHING		
* Never Has Happened *	300 YARDS RUSHING	* Never Has Happened *
204 YDs, Ray Rice @ Cleveland, 12/04/11	200 YARDS RUSHING	* Never Has Happened *
107 YDs, Lamar Jackson vs. Kansas City, 09/19/21	100 YARDS RUSHING	133 YDs, Derrick Henry vs. Tennessee, 11/22/20
107 YDs/77 YDs, Lamar Jackson/Ty'Son Williams vs. Kansas City, 09/19/21	75+ YARD RUSHING	82 YDs, Nick Chubb @ Cleveland, 12/14/20
* Never Has Happened *	FIVE TOUCHDOWNS RUSHING	* Never Has Happened *
* Never Has Happened *	FOUR TOUCHDOWNS RUSHING	* Never Has Happened *
3 TDs, Mark Ingram II: (2, 19, 1) @ Kansas City, 09/22/19	THREE TOUCHDOWNS RUSHING	3 TDs, Nick Chubb: (14, 2, 88) vs. Cleveland, 09/29/19
2 TDs, Lamar Jackson: (2, 1) vs. Kansas City, 09/19/21	TWO TOUCHDOWNS RUSHING	2 TDs, Josh Jacobs: (2, 15) @ Las Vegas, 09/13/21
Lamar Jackson: (5, 17)/Gus Edwards: (11, 19) @ Cleveland, 12/14/20	TWO PLAYERS WITH TWO TD RUSHING	* Never Has Happened *
404 YDs, Baltimore 38, Cincinnati 3 @ Cincinnati, 01/03/21	OVER 400 YARDS RUSHING (TEAM)	* Never Has Happened *
308 YDs, Baltimore 48, Detroit 3 vs. Detroit, 12/13/09	300-399 YARDS RUSHING (TEAM)	* Never Has Happened *
251 YDs, Baltimore 36, Kansas City 35 vs. Kansas City, 09/19/21	200-299 YARDS RUSHING (TEAM)	231 YDs, Chicago 27, Baltimore 24 vs. Chicago, 10/15/17
RECEIVING		
147 YDs/125 YDs, Mark Andrews/Marquise Brown vs. Indianapolis, 10/11/21	TWO 100-YARD RECEIVERS	114 YDs/104 YDs, Christian Kirk/Larry Fitzgerald vs. Arizona, 09/15/19
258 YDs, Qadry Ismail @ Pittsburgh, 12/12/99	200 YARDS RECEIVING	213 YDs, Antonio Brown @ Pittsburgh, 12/10/17
186 YDs, Steve Smith vs. Cincinnati, 09/27/15	150 YARDS RECEIVING	167 YDs, Jarvis Landry vs. Cleveland, 09/29/19
147 YDs/125 YDs, Mark Andrews/Marquise Brown vs. Indianapolis, 10/11/21	100 YARDS RECEIVING	116 YDs, Jonathan Taylor vs. Indianapolis, 10/11/21
* Never Has Happened *	FIVE TOUCHDOWN RECEPTIONS	* Never Has Happened *
4 TDs, Marcus Robinson: (13, 50, 25, 9) vs. Seattle, 11/23/03	FOUR TOUCHDOWN RECEPTIONS	* Never Has Happened *
3 TDs, Torrey Smith: (74, 41, 18) @ St. Louis, 09/25/11	THREE TOUCHDOWN RECEPTIONS	3 TDs, A.J. Green: (4, 32, 7) @ Cincinnati, 09/13/18
2 TDs/2 TDs, Marquise Brown: (43, 5)/Mark Andrews: (5, 4) vs. Indianapolis, 10/11/21	TWO TOUCHDOWN RECEPTIONS	2 TDs, Rex Burkhead: (7, 24) @ New England, 11/15/20
Marquise Brown: (43, 5)/Mark Andrews: (5, 4) vs. Indianapolis, 10/11/21	TWO PLAYERS WITH TWO TD RECEPTIONS	Doug Baldwin: (14, 22, 16)/Tyler Lockett: (8, 49) vs. Seattle, 12/13/15
PASSING		
* Never Has Happened *	500 YARDS PASSING	506 YDs, Ben Roethlisberger @ Pittsburgh, 12/10/17
442 YDs, Lamar Jackson vs. Indianapolis, 10/11/21	400 YARDS PASSING	402 YDs, Carson Wentz vs. Indianapolis, 10/11/21
442 YDs, Lamar Jackson vs. Indianapolis, 10/11/21	300 YARDS PASSING	402 YDs, Carson Wentz vs. Indianapolis, 10/11/21
* Never Has Happened *	SEVEN TOUCHDOWN PASSES	7 TDs, Peyton Manning: (24, 23, 28, 5, 2, 26, 78) @ Denver, 09/05/13
* Never Has Happened *	SIX TOUCHDOWN PASSES	6 TDs, Ben Roethlisberger: (5, 19, 47, 54, 18, 33) @ Pittsburgh, 11/02/14
5 TDs, Lamar Jackson: (5, 1, 24, 33, 10) vs. N.Y. Jets, 12/12/19	FIVE TOUCHDOWN PASSES	5 TDs, Russell Wilson: (8, 14, 22, 49, 16) vs. Seattle, 12/13/15
4 TDs, Lamar Jackson: (43, 5, 4, 5) vs. Indianapolis, 10/11/21	FOUR TOUCHDOWN PASSES	4 TDs, Patrick Mahomes: (5, 20, 49, 2) vs. Kansas City, 09/28/20

THE LAST TIME IT HAPPENED

4 TDs, Lamar Jackson: (43, 5, 4, 5) vs. Indianapolis, 10/11/21	THREE TOUCHDOWN PASSES	3 TDs, Patrick Mahomes: (33, 40, 46) vs. Kansas City, 09/19/21
56 ATT., Joe Flacco @ Cleveland, 10/07/18	50+ PASS ATTEMPTS	56 ATT., Derek Carr @ Las Vegas, 09/13/21
43 ATT., Lamar Jackson vs. Indianapolis, 10/11/21	40+ PASS ATTEMPTS	56 ATT., Derek Carr @ Las Vegas, 09/13/21
5 INTs, Joe Flacco @ Buffalo, 09/29/13	FOUR INTERCEPTIONS THROWN	4 INTs, Andy Dalton @ Cincinnati, 09/10/17
3 INTs, Lamar Jackson @ Pittsburgh, 10/06/19	THREE INTERCEPTIONS THROWN	3 INTs, Baker Mayfield vs. Cleveland, 12/30/18
2 INTs, Lamar Jackson vs. Kansas City, 09/19/21	TWO INTERCEPTIONS THROWN	2 INTs, Brandon Allen @ Cincinnati, 01/03/21

BY RAVENS BY OPPONENT

COMBINED YARDS

107 YDs/324 YDs, Mark Ingram II/Lamar Jackson @ Miami, 09/08/19	100-YARD RUSHER AND 300-YARD PASSER	165 YDs/342 YDs, Nick Chubb/Baker Mayfield vs. Cleveland, 09/29/19
147/125 YDs/442 YDs, Mark Andrews/Marquise Brown/Lamar Jackson vs. Indianapolis, 10/11/21	100-YARD RECEIVER AND 300-YARD PASSER	116 YDs/402 YDs, Jonathan Taylor/Carson Wentz vs. Indianapolis, 10/11/21
107 YDs/113 YDs, Lamar Jackson/Marquise Brown vs. Kansas City, 09/19/21	100-YARD RUSHER AND 100-YARD RECEIVER	133 YDs/113 YDs, Derrick Henry/Corey Davis vs. Tennessee, 11/22/20
107 YDs/324 YDs/108 YDs, Mark Ingram II/Lamar Jackson Mark Andrews @ Miami, 09/08/19	100-YARD RUSHER, 300-YARD PASSER, 100-YARD RECEIVER	165 YDs/342 YDs/167 YDs, Nick Chubb/Baker Mayfield Jarvis Landry vs. Cleveland, 09/29/19

BY RAVENS BY OPPONENT

DEFENSE

89 YDs, Marcus Peters: (3:55) 5-R.Finley pass short right intended for 12-A.Erickson INTERCEPTED by 24-M.Peters at BLT 11. 24-M.Peters for 89 yards, TOUCHDOWN. @ Cincinnati, 11/10/19	INTERCEPTED PASS RETURNED FOR A TOUCHDOWN	34 YDs, Tyrann Mathieu: (14:19) (Shotgun) 8-L.Jackson pass short right intended for 14-S.Watkins INTERCEPTED by 32-T.Mathieu at BLT 34. 32-T.Mathieu for 34 yards, TOUCHDOWN. vs. Kansas City, 09/19/21
65 YDs, Chuck Clark: (1:28) (Shotgun) 28-J.Taylor right end to BLT 36 for 9 yards (40-M.Harrison, 24-M.Peters). FUMBLES (24-M.Peters), RECOVERED by BLT-36-C.Clark at BLT 35. 36-C.Clark for 65 yards, TOUCHDOWN. @ Indianapolis, 11/08/20	FUMBLE RETURNED FOR A TOUCHDOWN	0 YDs, J.J. Arcega-Whiteside: (7:33) 26-M.Sanders left guard to BLT 7 for 74 yards (32-D.Elliott). FUMBLES (32-D.Elliott), recovered by PHI-19-J.Arcega-Whiteside at BLT -1. TOUCHDOWN. @ Philadelphia, 10/18/20
Matthew Judon: (11:01) 15-G.Minshew II sacked in End Zone for -3 yards, SAFETY (99-M.Judon). vs. Jacksonville, 12/20/20	SAFETY SCORED	Malcom Brown: (10:53) 30-K.Dixon right tackle tackled in End Zone for -1 yards, SAFETY (90-M.Brown, 23-P.Chung). @ New England, 12/12/16
Baltimore 21, Tennessee 0 @ Tennessee, 10/14/18	SHUTOUT	Tampa Bay 25, Baltimore 0 vs. Tampa Bay, 09/15/02
4.0 SK, Peter Boulware vs. Minnesota, 01/07/02	FOUR SACK GAME	4.0 SK, Antwan Barnes @ San Diego, 12/18/11
3.0 SK, Calais Campbell @ Philadelphia, 10/18/20	THREE SACK GAME	3.0 SK, Vincent Rey vs. Cincinnati, 11/10/13
2.0 SK, Tyus Bowser @ Denver, 10/03/21	TWO SACK GAME	2.0 SK, Caden Sterns @ Denver, 10/03/21
89t YDs, Marcus Peters @ Cincinnati, 11/10/19	70+ YARD INTERCEPTION RETURN	89t YDs, Darqueze Dennard vs. Cincinnati, 12/31/17
2 INTs, Jimmy Smith vs. Cleveland, 12/30/18	TWO INTERCEPTIONS	2 INTs, Tyrann Mathieu vs. Kansas City, 09/19/21
* Never Has Happened *	THREE INTERCEPTIONS	3 INTs, Anthony Henry vs. Cleveland, 11/18/01
* Never Has Happened *	FOUR INTERCEPTIONS	* Never Has Happened *
90 YDs, Pittsburgh 19, Baltimore 14 @ Pittsburgh, 12/02/20	LESS THAN 100 NET PASSING YARDS	48 YDs, Baltimore 38, Cincinnati 3 @ Cincinnati, 01/03/21
131 YDs, Baltimore 26, Atlanta 16 @ Atlanta, 12/02/18	LESS THAN 150 YARDS NET OFFENSE	146 YDs, Jacksonville 12, Baltimore 7 @ Jacksonville, 10/24/11
195 YDs, Baltimore 38, Cincinnati 3 @ Cincinnati, 01/03/21	LESS THAN 200 YARDS NET OFFENSE	186 YDs, Jacksonville 44, Baltimore 7 @ Jacksonville, 09/24/17
254 YDs, Baltimore 23, Denver 7 @ Denver, 10/03/21	LESS THAN 300 YARDS NET OFFENSE	219 YDs, Pittsburgh 19, Baltimore 14 @ Pittsburgh, 12/02/20
3 TO, Baltimore 27, Cincinnati 3 vs. Cincinnati, 10/11/20	FORCED THREE+ TURNOVERS	4 TO, Pittsburgh 28, Baltimore 24 vs. Pittsburgh, 11/01/20

BY RAVENS BY OPPONENT

THE LAST TIME IT HAPPENED

SPECIAL TEAMS

93 YDs, Devin Duvernay: 7-H.Butker kicks 58 yards from KC 35 to BLT 7. 13-D.Duvernay for 93 yards, TOUCHDOWN. vs. Kansas City, 09/28/20	KICKOFF RETURNED FOR A TOUCHDOWN	92 YDs, Brandon Wilson: 9-J.Tucker kicks 57 yards from BLT 35 to CIN 8. 40-B.Wilson for 92 yards, TOUCHDOWN. vs. Cincinnati, 10/13/19
70 YDs, Cyrus Jones: (13:01) (Punt formation) 5-J.Townsend punts 52 yards to BLT 30, Center-47-T.Sieg. 27-C.Jones for 70 yards, TOUCHDOWN. vs. Oakland, 11/25/18	PUNT RETURNED FOR A TOUCHDOWN	85 YDs, Jamison Crowder: (5:11) (Punt formation) 4-S.Koch punts 45 yards to WAS 15, Center-46-M.Cox. 80-J.Crowder for 85 yards, TOUCHDOWN. vs. Washington, 10/09/16
Brent Urban: (:03) 6-T.Coons 51 yard field goal is BLOCKED (96-B.Urban), Center-47-C.Hughlett, Holder-8-A.Lee, RECOVERED by BLT-33-W.Hill at BLT 36. 33-W.Hill for 64 yards, TOUCHDOWN. @ Cleveland, 11/30/15	BLOCKED FIELD GOAL RETURNED FOR A TOUCHDOWN	* Never Has Happened *
Javorius Allen: (13:44) (Punt formation) 4-J.Berry punt is BLOCKED by 37-J.Allen, Center-60-G.Warren, RECOVERED by BLT-10-C.Moore at PIT 14. 10-C.Moore for 14 yards, TOUCHDOWN. vs. Pittsburgh, 11/06/16	BLOCKED PUNT RETURNED FOR A TOUCHDOWN	Tarell Basham: (12:13) (Punt formation) 4-S.Koch punt is BLOCKED by 93-T.Basham, Center-46-M.Cox, RECOVERED by NYJ-49-B.Bello at BLT 14. 49-B.Bello for 14 yards, TOUCHDOWN. vs. N.Y. Jets, 12/12/19
66 YDs, Justin Tucker: (:03) 9-J.Tucker 66 yard field goal is GOOD, Center-46-N.Moore, Holder-4-S.Koch. @ Detroit, 09/26/21	MADE FIELD GOAL OF 60 YARDS OR LONGER	* Never Has Happened *
50 YDs, Justin Tucker: (12:21) 9-J.Tucker 50 yard field goal is GOOD, Center-46-N.Moore, Holder-4-S.Koch. @ Detroit, 09/26/21	MADE FIELD GOAL OF 50-59 YARDS	55 YDs, Daniel Carlson: (:07) 2-D.Carlson 55 yard field goal is GOOD, Center-47-T.Sieg, Holder-6-A.Cole. @ Las Vegas, 09/13/21
48 YDs, Justin Tucker: (:05) (Field Goal formation) 9-J.Tucker 48 yard field goal is BLOCKED (21-D.Ward), Center-46-M.Cox, Holder-4-S.Koch, recovered by BLT-46-M.Cox at CLV 7. @ Cleveland, 10/07/18	BLOCKED FIELD GOAL	37 YDs, Rodrigo Blankenship: (4:37) 3-R.Blankenship 37 yard field goal is BLOCKED (93-C.Campbell), Center-46-L.Rhodes, Holder-8-R.Sanchez, RECOVERED by BLT-23-A.Averett at BLT 25. vs. Indianapolis, 10/11/21
Sam Koch: (12:13) (Punt formation) 4-S.Koch punt is BLOCKED by 93-T.Basham, Center-46-M.Cox, RECOVERED by NYJ-49-B.Bello at BLT 14. 49-B.Bello for 14 yards, TOUCHDOWN. vs. N.Y. Jets, 12/12/19	BLOCKED PUNT	Jordan Berry: (13:44) (Punt formation) 4-J.Berry punt is BLOCKED by 37-J.Allen, Center-60-G.Warren, RECOVERED by BLT-10-C.Moore at PIT 14. 10-C.Moore for 14 yards, TOUCHDOWN. vs. Pittsburgh, 11/06/16
Justin Tucker: 9-J.Tucker extra point is No Good, Wide Left, Center-46-M.Cox, Holder-4-S.Koch. vs. N.Y. Jets, 12/12/19	MISSED POINT AFTER TOUCHDOWN ATTEMPT	Rodrigo Blankenship: 3-R.Blankenship extra point is No Good, Wide Left, Center-46-L.Rhodes, Holder-8-R.Sanchez. vs. Indianapolis, 10/11/21
Patrick Murray [Lawrence Guy blocked]: 2-P.Murray extra point is Blocked (93-L.Guy), Center-47-C.Hughlett, Holder-4-B.Colquitt. DEFENSIVE TWO-POINT ATTEMPT. 36-T.Young recovered the blocked kick. ATTEMPT SUCCEEDS. @ Cleveland, 09/18/16	POINT AFTER TOUCHDOWN ATTEMPT BLOCKED	Justin Tucker [Vincent Taylor blocked]: 9-J.Tucker extra point is Blocked (96-V.Taylor), Center-46-M.Cox, Holder-4-S.Koch. DEFENSIVE TWO-POINT ATTEMPT. 20-T.Thomas recovered the blocked kick. ATTEMPT FAILS. @ Cleveland, 12/14/20
10 YDs, Matt Stover: kicks onside 10 yards from BLT 30 to BLT 40. RECOVERED by BLT-E.Hartwell. vs. Green Bay, 10/14/01	SUCCESSFUL ONSIDE KICK	Johnathan Cyprien: 10-J.Scobee kicks onside 17 yards from JAX 35 to BLT 48. RECOVERED by JAX-37-J.Cyprien. vs. Jacksonville, 12/14/14
6 FG, Justin Tucker: (29, 24, 32, 49, 53, 61) @ Detroit, 12/16/13	SIX FIELD GOALS	6 FG, Kai Forbath: (52, 51, 43, 43, 34, 32) @ Minnesota, 10/22/17
5 FG, Justin Tucker: (48, 29, 48, 45, 39) vs. San Diego, 11/01/15	FIVE FIELD GOALS	6 FG, Kai Forbath: (52, 51, 43, 43, 34, 32) @ Minnesota, 10/22/17
4 FG, Justin Tucker: (39, 50, 32, 66) @ Detroit, 09/26/21	FOUR FIELD GOALS	4 FG, Chris Boswell: (52, 43, 24, 46) @ Pittsburgh, 12/10/17
3 FG, Justin Tucker: (40, 46, 20) @ Denver, 10/03/21	THREE FIELD GOALS	3 FG, Stephen Gostkowski: (40, 40, 22) vs. Tennessee, 11/22/20
73 yds, Sam Koch @ New Orleans, 11/24/14	70+ YARD PUNT	72 yds, Kevin Huber @ Cincinnati, 01/03/21

BY RAVENS

BY OPPONENT

TEAM/MISCELLANEOUS

523 YDs, Baltimore 523, Indianapolis 513 vs. Indianapolis, 10/11/21	500 TOTAL YARDS OF OFFENSE	513 YDs, Baltimore 523, Indianapolis 513 vs. Indianapolis, 10/11/21
406 YDs, Baltimore 406, Denver 254 @ Denver, 10/03/21	400-499 TOTAL YARDS OF OFFENSE	405 YDs, Baltimore 481, Kansas City 405 vs. Kansas City, 09/19/21

THE LAST TIME IT HAPPENED

ST: (11:20) (Shotgun) L.Jackson pass short right to M.Crabtree for 8 yards, TOUCHDOWN.ST: (8:16) L.Jackson left end for 5 yards, TOUCHDOWN.DEF: (6:11) (No Huddle, Shotgun) D.Carr sacked at OAK 33 for -5 yards (M.Judon). FUMBLES (M.Judon) [M.Judon], RECOVERED by BLT-T.Suggs at OAK 43. T.Suggs for 43 yards, TOUCHDOWN. Suggs' 3rd career touchdown.OFF: (13:01) (Punt formation) J.Townsend punts 52 yards to BLT 30, Center-T.Sieg. C.Jones for 70 yards, TOUCHDOWN. vs. Oakland, 11/25/18

* Never Has Happened *

TOUCHDOWN ON OFFENSE, DEFENSE AND SPECIAL TEAMS

Lamar Jackson/Lamar Jackson: TWO-POINT CONVERSION ATTEMPT. 8-L.Jackson pass to 89-M.Andrews is complete. ATTEMPT SUCCEEDS.TWO-POINT CONVERSION ATTEMPT. 8-L.Jackson pass to 89-M.Andrews is complete. ATTEMPT SUCCEEDS. vs. Indianapolis, 10/11/21

MADE TWO-POINT CONVERSION

Baker Mayfield: TWO-POINT CONVERSION ATTEMPT. 6-B.Mayfield pass to 11-D.Peoples-Jones is complete. ATTEMPT SUCCEEDS. Pass Deflected off 27-K. Hunt @ Cleveland, 12/14/20

Lamar Jackson: TWO-POINT CONVERSION ATTEMPT. 8-L.Jackson rushes left end. ATTEMPT FAILS. vs. Indianapolis, 10/11/21

FAILED TWO-POINT CONVERSION

Carson Wentz: TWO-POINT CONVERSION ATTEMPT. 2-C.Wentz pass to 28-J.Taylor is incomplete. ATTEMPT FAILS. DEFENSIVE TWO-POINT ATTEMPT. 36-C.Clark intercepted the try attempt. ATTEMPT FAILS. vs. Indianapolis, 10/11/21

Baltimore 59, Miami 10 @ Miami, 09/08/19

50 POINTS

* Never Has Happened *

Baltimore 40, Jacksonville 14 vs. Jacksonville, 12/20/20

40 POINTS

Baltimore 47, Cleveland 42 @ Cleveland, 12/14/20

Baltimore 31, Indianapolis 25 vs. Indianapolis, 10/11/21

OVERTIME WIN

Las Vegas 33, Baltimore 27 @ Las Vegas, 09/13/21

Las Vegas 33, Baltimore 27 @ Las Vegas, 09/13/21

OVERTIME LOSS

Baltimore 31, Indianapolis 25 vs. Indianapolis, 10/11/21

Baltimore 10, Philadelphia 10 vs. Philadelphia, 11/16/97

OVERTIME TIE

Baltimore 10, Philadelphia 10 vs. Philadelphia, 11/16/97

0 TO, Baltimore 23, Denver 7 @ Denver, 10/03/21

NO TURNOVERS

0 TO, Baltimore 19, Detroit 17 @ Detroit, 09/26/21

40:31 TOP, Baltimore 38, Cincinnati 3 @ Cincinnati, 01/03/21

OVER 40:00 TIME OF POSSESSION (NON-OT)

40:03 TOP, Baltimore 31, Dallas 29 vs. Dallas, 10/14/12

Baltimore 38, Cincinnati 3 @ Cincinnati, 01/03/21

WON GAME BY 20+ POINTS

Jacksonville 44, Baltimore 7 @ Jacksonville, 09/24/17

TEAM RECORD WHEN...

RAVENS 2021 REGULAR SEASON RECORD WHEN...

CATEGORY	2021 SEASON W-L-T	ALL-TIME W-L-T	CATEGORY	2021 SEASON W-L-T	ALL-TIME W-L-T
OVERALL	4-1	229-175-1	IN SEPTEMBER	2-1	54-34
HOME	2-0	140-61-1	IN OCTOBER	2-0	44-52
RAVENS AT M&T BANK STADIUM	2-0	133-53	IN NOVEMBER	0-0	62-42-1
RAVENS ON THE ROAD	2-1	89-114	IN DECEMBER	0-0	63-42
RAVENS OUTDOORS	3-0	220-159-1	IN JANUARY	0-0	6-4
RAVENS INDOORS	1-1	8-16			
			ON SUNDAY NIGHT	1-0	16-13
RAVENS SCORE FIRST	2-1	157-59-1	ON THURSDAY NIGHT	0-0	8-5
OPPONENT SCORES FIRST	2-0	72-116	ON MONDAY NIGHT	1-1	15-13
RAVENS SCORE ON FIRST POSSESSION	0-0	98-48	ON SATURDAY	0-0	4-1
RAVENS SCORE 20 OR MORE POINTS	3-1	183-67			
RAVENS SCORE 19 OR LESS POINTS	1-0	46-108-1	DAY GAMES	2-0	187-143-1
RAVENS ALLOW 20 OR MORE	2-1	57-136	NIGHT GAMES	2-1	42-32
RAVENS ALLOW 19 OR LESS POINTS	2-0	172-39-1			
			VS. AFC NORTH OVERALL	0-0	67-47
RAVENS LEAD AFTER 1ST QUARTER	0-1	136-35-1	VS. AFC NORTH AT HOME	0-0	39-18
RAVENS TRAIL AFTER 1ST QUARTER	2-0	45-97	VS. AFC NORTH ON THE ROAD	0-0	28-29
SCORE TIED AFTER 1ST QUARTER	2-0	48-43			
RAVENS LEAD AT HALFTIME	2-1	178-35-1	VS. AFC	3-1	170-136
RAVENS TRAIL AT HALFTIME	2-0	37-124	VS. AFC EAST	0-0	27-21
SCORE TIED AT HALFTIME	0-0	14-16	VS. AFC SOUTH	1-0	23-18
RAVENS LEAD AFTER 3RD QUARTER	2-1	193-30-1	VS. AFC WEST	2-1	27-22
RAVENS TRAIL AFTER 3RD QUARTER	2-0	30-137			
SCORE TIED AFTER 3RD QUARTER	0-0	6-8	VS. NFC	1-0	59-39-1
GAME GOES TO OVERTIME	1-1	14-15-1	VS. NFC EAST	0-0	17-9-1
			VS. NFC SOUTH	0-0	12-8
RAVENS HAVE + TURNOVER RATIO	1-0	141-24	VS. NFC NORTH	1-0	9-8
RAVENS HAVE - TURNOVER RATIO	1-1	38-114-1	VS. NFC WEST	0-0	18-9
TURNOVER RATIO EVEN	2-0	50-37			
			RAVENS WEARING COLOR RUSH (ALL PURPLE)	0-0	5-0
RAVENS HAVE 30:00+TOP	3-1	165-61-1	RAVENS WEARING BLACK JERSEYS W/ WHITE PANTS	0-0	7-5
RAVENS HAVE LESS THAN 30:00 TOP	1-0	64-114	RAVENS WEARING BLACK JERSEYS W/ BLACK PANTS	0-0	16-5
			RAVENS WEARING BLACK JERSEYS W/ PURPLE PANTS	1-0	2-0
RAVENS HAVE 100-YARD RUSHER	1-0	83-27-1			
RAVENS HAVE 300 NET PASSING YARDS	2-0	23-21			
RAVENS HAVE 300-YARD PASSER	2-0	28-26			
RAVENS HAVE 1 100-YARD RECEIVER	2-0	49-36			
RAVENS HAVE 2 100-YARD RECEIVERS	1-0	3-2			
RAVENS SCORE A KR TD	0-0	5-5			
RAVENS SCORE A PR TD	0-0	12-3			

REPLAY CHALLENGES

RAVENS

Date	Opp.	Initial Ruling	Ruling Challenged	Ruling
9/26	at Det.	J. Goff pass deep left to K. Raymond to BLT 35 for 19 yards (A. Averett) [C. Campbell].	Pass completion	Upheld

TOTALS 0-for-1 (0%)

OPPONENTS

Date	Opp.	Initial Ruling	Ruling Challenged	Ruling
9/26	at Det.	J. Goff pass short left to K. Raymond to DET 34 for 1 yard (M. Humphrey).	Short of line to gain	Upheld
9/26	at Det.	L. Stenberg reported in as eligible. J. Williams left tackle to BLT 1 for no gain (P. Queen).	Short of the goal line	Reversed – touchdown
10/11	vs. Ind.	L. Jackson pass short left to M. Andrews to BLT 38 for 7 yards (B. Okereke).	Pass completion	Reversed – incomplete

TOTALS 2-for-3 (66.7%)

REPLAY ASSISTANT

Last two minutes of the half and overtime and any touchdown scoring play or turnover

Date	Opp.	Initial Ruling	Ruling Challenged	Ruling
9/13	at LV	D. Carr pass deep right to B. Edwards for 33 yards, TOUCHDOWN.	Runner broke the plane	Reversed – runner did not break the plane
9/26	at Det.	D. Swift right end to DET 43 for -9 yards. FUMBLES, RECOVERED by BLT-B. Washington at BLT 48. B. Washington to DET 39 for 13 yards.	Backward pass	Reversed – pass incomplete
10/11	vs. Ind.	L. Jackson right end to IND 2 for -1 yards (J. Blackmon). FUMBLE (J. Blackmon), RECOVERED by IND-D. Leonard at IND 3. D. Leonard to IND 25 for 22 yards. Lateral to I. Rodgers for 75 yards, TOUCHDOWN.	Backward pass	Reversed – illegal forward pass

TOTALS 0-for-3 (0%)

HARBAUGH CAREER CHALLENGE TOTALS

REGULAR SEASON					POSTSEASON				
Year	No.	Reversed	Upheld	Pct.	Year	No.	Reversed	Upheld	Pct.
2008	7	3	4	42.9	2008	3	2	1	66.7
2009	11	6	5	54.6	2009	2	1	1	50.0
2010	9	1	8	11.1	2010	0	0	0	0.0
2011	12	8	4	66.7	2011	1	0	1	0.0
2012	6	3	3	50.0	2012	1	0	1	0.0
2013	12	7	5	58.3	2013	-	-	-	-
2014	8	1	7	12.5	2014	1	1	0	100.0
2015	8	3	5	37.5	2015	-	-	-	-
2016	5	2	3	40.0	2016	-	-	-	-
2017	9	5	4	55.6	2017	-	-	-	-
2018	6	3	3	50.0	2018	1	1	0	100.0
2019	6	0	6	0.0	2019	0	0	0	0.0
2020	6	3	3	50.0	2020	0	0	0	0.0
2021	1	0	1	0.0	2021	-	-	-	-
Total	106	45	60	42.5	Total	7	3	4	42.8



GAME 1: RAVENS 27, RAIDERS 33 (OT)

Baltimore (0-1) • Las Vegas (1-0)

Monday, September 13, 2021 • 8:15 PM EDT • Allegiant Stadium • Las Vegas
Indoors • Attendance: 61,756 • Time: 3:40



Baltimore Ravens	7	7	3	10	0	—	27
Las Vegas Raiders	0	10	0	17	6	—	33

SCORING DRIVES

TEAM	QTR	TIME	SCORING PLAY	BAL	LV
Ravens	1	01:47	T. Williams 35 yd. run (J. Tucker kick) (6-65, 2:59) (2-27, 0:53) (2-27, 0:53)	7	0
Ravens	2	08:52	M. Brown 10 yd. pass from L. Jackson (J. Tucker kick) (6-68, 2:38)	14	0
Raiders	2	04:14	J. Jacobs 2 yd. run (D. Carlson kick) (9-75, 4:38)	14	7
Raiders	2	00:00	D. Carlson 34 yd. Field Goal (9-48, 1:12)	14	10
Ravens	3	08:24	J. Tucker 40 yd. Field Goal (6-16, 2:24)	17	10
Raiders	4	09:18	J. Jacobs 15 yd. run (D. Carlson kick) (5-41, 2:36)	17	17
Ravens	4	06:04	L. Murray 8 yd. run (J. Tucker kick) (6-75, 3:14)	24	17
Raiders	4	03:44	D. Waller 10 yd. pass from D. Carr (D. Carlson kick) (9-75, 2:20)	24	24
Ravens	4	00:37	J. Tucker 47 yd. Field Goal (8-46, 3:07)	27	24
Raiders	4	00:02	D. Carlson 55 yd. Field Goal (5-38, 0:35)	27	27
Raiders	OT	03:38	Z. Jones 31 yd. pass from D. Carr	27	33

LAS VEGAS RAIDERS (HEAD COACH: JON GRUDEN)

OFFENSE		DEFENSE	
WR	11 H. Ruggs III	DE	98 M. Crosby
WR	89 B. Edwards	DT	77 Q. Jefferson
LT	74 K. Miller	DT	90 J. Hankins
LG	76 J. Simpson	DE	91 Y. Ngakoue
C	68 A. James	LB	52 D. Perryman
RG	71 D. Good	LB	42 C. Littleton
RT	70 A. Leatherwood	CB	39 N. Hobbs
TE	83 D. Waller	CB	27 T. Mullen Jr.
QB	4 D. Carr	CB	29 C. Hayward Jr.
RB	28 J. Jacobs	S	25 T. Moehrig
FB	45 A. Ingold	S	24 J. Abram

BALTIMORE RAVENS (HEAD COACH: JOHN HARBAUGH)

OFFENSE		DEFENSE	
WR	14 S. Watkins	DT	93 C. Campbell
WR	5 M. Brown	NT	98 B. Williams
LT	79 R. Stanley	DE	92 J. Madubuike
LG	74 T. Phillips	RUSH	50 J. Houston
C	77 B. Bozeman	MLB	6 P. Queen
RG	70 K. Zeiter	WLB	40 M. Harrison
RT	78 A. Villanueva	SAM	54 T. Bowser
TE	89 M. Andrews	SS	36 C. Clark
QB	8 L. Jackson	FS	32 D. Elliott
RB	34 T. Williams	CB	44 M. Humphrey
WR	13 D. Duvernay	CB	23 A. Averett

OFFICIALS: Referee: Shawn Smith (14), Umpire: Bryan Neale (92), Down Judge: Mark Hittner (28), Line Judge: Michael Dolce (123), Field Judge: Dyrrol Pringle (109), Side Judge: Dave Hawkshaw (107), Back Judge: Dino Paganelli (105), Replay Official: Mike Wimmer, Replay Assistant: Sebrina Brunson

BALTIMORE RAVENS

PASSING	ATT	CP	YDS	SK/YD	TD	LG	INT	RTG
Lamar Jackson	30	19	235	3/18	1	49	0	98.6
TOTAL	30	19	235	3/18	1	49	0	98.6

RUSHING	ATT	YDS	AVG	LG	TD
Lamar Jackson	12	86	7.2	28	0
Ty'Son Williams	9	65	7.2	35t	1
Latavius Murray	10	28	2.8	8t	1
Trenton Cannon	2	5	2.5	3	0
Marquise Brown	1	5	5.0	5	0
TOTAL	34	189	5.6	35T	2

RECEIVING	NO	YDS	AVG	LG	TD
Marquise Brown	6	69	11.5	29	1
Sammy Watkins	4	96	24.0	49	0
Ty'Son Williams	3	29	9.7	21	0
Mark Andrews	3	20	6.7	10	0
Patrick Ricard	2	15	7.5	9	0
Devin Duvernay	1	6	6.0	6	0
TOTAL	19	235	12.4	49	1

TOP DEFENSE	TOT	SOLO	AST	SCK	YDS	INT
Marlon Humphrey	9	6	3	0.0	0.0	0
Patrick Queen	9	6	3	1.0	13.0	0
Anthony Averett	7	6	1	0.0	0.0	1

FIELD GOALS	FGM/FGA	PERCENT	RESULTS
Justin Tucker	2-2	100.0	40G, 47G
TOTAL	2-2	100.0	

LAS VEGAS RAIDERS

PASSING	ATT	CP	YDS	SK/YD	TD	LG	INT	RTG
Derek Carr	56	34	435	3/26	2	37	1	89.5
TOTAL	56	34	435	3/26	2	37	1	89.5

RUSHING	ATT	YDS	AVG	LG	TD
Josh Jacobs	10	34	3.4	15t	2
Marcus Mariota	1	31	31.0	31	0
Kenyan Drake	6	11	1.8	6	0
Derek Carr	4	6	1.5	4	0
TOTAL	21	82	3.9	31	2

RECEIVING	NO	YDS	AVG	LG	TD
Darren Waller	10	105	10.5	24	1
Hunter Renfrow	6	70	11.7	27	0
Kenyan Drake	5	59	11.8	21	0
Bryan Edwards	4	81	20.3	32	0
Alec Ingold	4	22	5.5	9	0
Henry Ruggs III	2	46	23.0	37	0
Zay Jones	2	46	23.0	31t	1
Josh Jacobs	1	6	6.0	6	0
TOTAL	34	435	12.8	37	2

TOP DEFENSE	TOT	SOLO	AST	SCK	YDS	INT
Cory Littleton	10	4	6	0.0	0.0	0
Denzel Perryman	10	5	5	0.0	0.0	0
Johnathan Abram	9	5	4	0.0	0.0	0

FIELD GOALS	FGM/FGA	PERCENT	RESULTS
Daniel Carlson	2-2	100.0	34G, 55G
TOTAL	2-2	100.0	

GAME HIGHLIGHTS

- WR Marquise Brown** recorded 6 receptions for 69 yards and 1 TD, adding 1 carry for 5 yards. With his 10-yard TD reception, Brown has 7 TD grabs in his last seven contests (since Week 12, 2020), marking the second-most TD receptions in the NFL over that span (Davante Adams – 8).
- QB Lamar Jackson** finished 19-of-30 for 235 passing yards and 1 TD, adding 12 rushes for 86 yards. With 235 passing yards, Jackson (7,320) passed Vinny Testaverde (7,148) for the third-most career passing yards in franchise history.
- In his Ravens' debut, **RB Latavius Murray** posted 10 carries for 28 yards, including an 8-yard TD run late in the fourth quarter. The score was set up by a 49-yard reception by **WR Sammy Watkins**, who finished his Ravens' debut with 4 receptions for a team-high 96 yards.
- LB Patrick Queen** helped guide Baltimore's defense with a team-high (tied, CB Marlon Humphrey) 9 tackles (6 solo) and 1 sack.
- With **CB Anthony Averett's** overtime INT, the first of his career, Baltimore has forced a turnover in 28 of its last 30 games. It marked the NFL's second goal-line INT in the overtime period since 2001 (when data became available).

TEAM STATISTICS

	RAVENS	RAIDERS
First Downs	20	26
3rd-Down Eff. (Made/Att/Pct)	3/12/25%	7/15/47%
4th-Down Eff. (Made/Att/Pct)	1/2/50%	0/1/0%
Total Net Yards	406	491
Total Plays	67	80
Yards Per Play	6.1	6.1
Rushes/Net Yards	34/189	21/82
Net Passing	217	409
Pass Attempts/Completions	30/19	56/34
Had Intercepted	0	1
Sacked/Yards Lost	3/18	3/26
Punts/Average	4/44.8	6/52.7
Penalties/Yards	5/71	10/62
Fumbles/Lost	4/2	1/0
Possession Time	32:14	34:08



GAME 2: CHIEFS 35, RAVENS 36

Kansas City (1-1) • Baltimore (1-1)

Sunday, September 19, 2021 • 8:20 PM EDT • M&T Bank Stadium • Baltimore

Clear Temp: 73° F, Humidity: 66%, Wind: ENE 2 mph • Attendance: 70,417 • Time: 3:02



Kansas City Chiefs	14	7	14	0	—	35
Baltimore Ravens	7	10	7	12	—	36

SCORING DRIVES

TEAM	QTR	TIME	SCORING PLAY	KC	BAL
Chiefs	1	14:10	T.Mathieu 34 yd. interception return (H.Butker kick)	7	0
Ravens	1	10:36	D.Duvernay 2 yd. fumble recovery (J.Tucker kick) (6-75, 3:34)	7	7
Chiefs	1	06:05	D.Robinson 33 yd. pass from P.Mahomes (H.Butker kick) (8-92, 4:31)	14	7
Ravens	2	03:21	L.Murray 5 yd. run (J.Tucker kick) (9-72, 5:31)	14	14
Chiefs	2	00:51	Da.Williams 2 yd. run (H.Butker kick) (7-67, 2:30)	21	14
Ravens	2	00:03	J.Tucker 43 yd. Field Goal (7-50, 0:48)	21	17
Chiefs	3	11:53	B.Pringle 40 yd. pass from P.Mahomes (H.Butker kick) (5-74, 3:07)	28	17
Ravens	3	09:30	M.Brown 42 yd. pass from L.Jackson (J.Tucker kick) (4-75, 2:23)	28	24
Chiefs	3	06:50	T.Kelce 46 yd. pass from P.Mahomes (H.Butker kick) (6-75, 2:40)	35	24
Ravens	4	14:13	L.Jackson 2 yd. run (pass failed) (5-56, 2:48)	35	30
Ravens	4	03:14	L.Jackson 1 yd. run (pass failed) (14-68, 8:02)	35	36

KANSAS CITY CHIEFS (HEAD COACH: ANDY REID)

OFFENSE			DEFENSE		
WR	10	T. Hill	RDE	55	F. Clark
WR	17	M. Hardman	RDT	91	D. Nnadi
LT	57	O. Brown	LDT	90	J. Reed
LG	62	J. Thuney	LDE	95	C. Jones
C	52	C. Humphrey	LB	54	N. Bolton
RG	65	T. Smith	LB	53	A. Hitchens
RT	67	L. Niang	LB	56	B. Niemann
TE	87	T. Kelce	LCB	35	C. Ward
WR	11	D. Robinson	RCB	38	L. Sneed
QB	15	P. Mahomes	S	49	D. Sorensen
RB	25	C. Edwards-Helaire	S	32	T. Mathieu

BALTIMORE RAVENS (HEAD COACH: JOHN HARBAUGH)

OFFENSE			DEFENSE		
WR	14	S. Watkins	DT	93	C. Campbell
WR	5	M. Brown	NT	98	B. Williams
LT	78	A. Villanueva	RUSH	50	J. Houston
LG	72	B. Powers	MLB	6	P. Queen
C	77	B. Bozeman	WLB	40	M. Harrison
RG	70	K. Zeiter	SAM	54	T. Bowser
RT	65	P. Mekari	SS	36	C. Clark
QB	8	L. Jackson	FS	32	D. Elliott
FB	42	P. Ricard	CB	44	M. Humphrey
RB	34	T. Williams	CB	23	A. Averett
WR	13	D. Duvernay	DB	25	T. Young

OFFICIALS: Referee: Clete Blakeman (34), **Back Judge:** Perry Paganelli (46), **Field Judge:** Scott Edwards (3), **Umpire:** Tab Slaughter (110), **Down Judge:** Dana McKenzie (8), **Side Judge:** Clay Reynard (18), **Line Judge:** Julian Mapp (10), **Replay Assistant:** Chad Adams

KANSAS CITY CHIEFS

PASSING	ATT	CP	YDS	SK/YD	TD	LG	INT	RTG
Patrick Mahomes	31	24	343	0/0	3	46t	1	131.5
TOTAL	31	24	343	0/0	3	46T	1	131.5

RUSHING	ATT	YDS	AVG	LG	TD
Clyde Edwards-Helaire	13	46	3.5	9	0
Tyreek Hill	1	15	15.0	15	0
Patrick Mahomes	1	3	3.0	3	0
Darrel Williams	3	-2	-0.7	2t	1
TOTAL	18	62	3.4	15	1

RECEIVING	NO	YDS	AVG	LG	TD
Travis Kelce	7	109	15.6	46t	1
Mecole Hardman	5	55	11.0	19	0
Demarcus Robinson	3	46	15.3	33t	1
Tyreek Hill	3	14	4.7	7	0
Byron Pringle	2	63	31.5	40t	1
Blake Bell	1	20	20.0	20	0
Jerick McKinnon	1	14	14.0	14	0
Jody Fortson	1	11	11.0	11	0
Michael Burton	1	11	11.0	11	0
TOTAL	24	343	14.3	46T	3

TOP DEFENSE	TOT	SOLO	AST	SCK	YDS	INT
Anthony Hitchens	12	8	4	0.0	0.0	0
Daniel Sorensen	10	7	3	1.0	9.0	0
Nick Bolton	9	8	1	0.0	0.0	0

FIELD GOALS	FGM/FGA	PERCENT	RESULTS
No Field Goals			

BALTIMORE RAVENS

PASSING	ATT	CP	YDS	SK/YD	TD	LG	INT	RTG
Lamar Jackson	26	18	239	1/9	1	42t	2	78.8
TOTAL	26	18	239	1/9	1	42T	2	78.8

RUSHING	ATT	YDS	AVG	LG	TD
Lamar Jackson	16	107	6.7	21	2
Ty'Son Williams	13	77	5.9	20	0
Latavius Murray	9	36	4.0	8	1
Devonta Freeman	2	29	14.5	31	0
Patrick Ricard	1	2	2.0	2	0
TOTAL	41	251	6.1	31	3

RECEIVING	NO	YDS	AVG	LG	TD
Marquise Brown	6	113	18.8	42t	1
Mark Andrews	5	57	11.4	20	0
Sammy Watkins	4	44	11.0	19	0
Ty'Son Williams	2	16	8.0	9	0
Josh Oliver	1	9	9.0	9	0
TOTAL	18	239	13.3	42T	1

TOP DEFENSE	TOT	SOLO	AST	SCK	YDS	INT
Patrick Queen	8	7	1	0.0	0.0	0
Anthony Averett	4	3	1	0.0	0.0	0
Marlon Humphrey	4	4	0	0.0	0.0	0

FIELD GOALS	FGM/FGA	PERCENT	RESULTS
Justin Tucker	1-1	100.0	43G
TOTAL	1-1	100.0	

GAME HIGHLIGHTS

- Under **John Harbaugh** (since 2008), Baltimore owns a 16-2 record in home primetime games, ranking as the NFL's best winning percentage (.889). The Ravens have won 14 of their last 15 home primetime games, including four straight on Sunday Night Football.
- Baltimore has rushed for 100+ yards in 41 straight games, marking the second-longest streak in pro football history. Also, since **QB Lamar Jackson** became Baltimore's starter, the Ravens have rushed for at least 200 yards in an NFL-high 21 games.
- With his 107 rushing yards on 16 carries (6.7 avg.), **Jackson** eclipsed 3,000 rushing yards in his 48th-career game, becoming the fastest QB in NFL history to reach that mark (Mike Vick – 61 games).
- WR Marquise Brown** posted a game-high 113 receiving yards and 1 TD on 6 catches, marking the third 100-yard game of his career (and his fifth including postseason).
- OLB Odafe Oweh** forced his first-career fumble – also making his first-career fumble recovery on the play – to halt the Chiefs' potential game-winning drive with 1:26 remaining.

TEAM STATISTICS

	CHIEFS	RAVENS
First Downs	22	31
3rd-Down Eff. (Made/Att/Pct)	1/6/17%	6/11/55%
4th-Down Eff. (Made/Att/Pct)	0/0/0%	1/1/100%
Total Net Yards	405	481
Total Plays	49	68
Yards Per Play	8.3	7.1
Rushes/Net Yards	18/62	41/251
Net Passing	343	230
Pass Attempts/Completions	31/24	26/18
Had Intercepted	1	2
Sacked/Yards Lost	0/0	1/9
Punts/Average	3/45.0	2/47.5
Penalties/Yards	5/46	8/55
Fumbles/Lost	2/1	1/0
Possession Time	24:01	35:59



GAME 3: RAVENS 19, LIONS 17

Baltimore (2-1) • Detroit (0-3)

Sunday, September 26, 2021 • 1:00 PM EDT • Ford Field • Detroit

Indoors • Attendance: 50,788 • Time: 3:07



Baltimore Ravens	0	10	6	3	—	19
Detroit Lions	0	0	7	10	—	17

SCORING DRIVES

TEAM	QTR	TIME	SCORING PLAY	BAL	DET
Ravens	2	10:05	J.Tucker 39 yd. Field Goal (6-25, 2:21)	3	0
Ravens	2	03:15	D.Duvernay 19 yd. pass from L.Jackson (J.Tucker kick) (8-65, 3:39)	10	0
Ravens	3	12:16	J.Tucker 50 yd. Field Goal (7-43, 2:44)	13	0
Lions	3	05:21	D.Swift 2 yd. run (R.Santoso kick) (11-75, 6:55)	13	7
Ravens	3	00:41	J.Tucker 32 yd. Field Goal (10-61, 4:40)	16	7
Lions	4	08:16	J.Williams 1 yd. run (R.Santoso kick) (12-75, 7:25)	16	14
Lions	4	01:04	R.Santoso 35 yd. Field Goal (9-62, 4:21)	16	17
Ravens	4	00:00	J.Tucker 66 yd. Field Goal (7-27, 1:04)	19	17

DETROIT LIONS (HEAD COACH: DAN CAMPBELL)

OFFENSE		DEFENSE	
WR 11	K. Raymond	DE 91	M. Brockers
WR 17	T. Benson	DE 97	N. Williams
LT 58	P. Sewell	NT 54	A. McNeill
LG 73	J. Jackson	ILB 34	A. Anzalone
C 77	F. Ragnow	ILB 55	D. Barnes
RG 72	H. Vatai	CB 24	A. Oruwariye
RT 67	M. Nelson	CB 27	B. Price
TE 80	D. Fells	S 25	W. Harris
TE 88	T. Hockenson	S 21	T. Walker
QB 16	J. Goff	OLB 95	R. Okwara
RB 30	J. Williams	OLB 53	C. Harris
T 69	W. Holden		

BALTIMORE RAVENS (HEAD COACH: JOHN HARBAUGH)

OFFENSE		DEFENSE	
WR 14	S. Watkins	DT 93	C. Campbell
LT 78	A. Villanueva	NT 71	J. Ellis
LG 72	B. Powers	DE 96	B. Washington
C 77	B. Bozeman	RUSH 99	O. Oweh
RG 70	K. Zeitler	MLB 6	P. Queen
RT 65	P. Mekari	WLB 40	M. Harrison
TE 89	M. Andrews	SAM 54	T. Bowser
QB 8	L. Jackson	SS 36	C. Clark
FB 42	P. Ricard	FS 32	D. Elliott
RB 34	T. Williams	CB 44	M. Humphrey
WR 5	M. Brown	CB 23	A. Averett

OFFICIALS: Referee: Scott Novak (1), **Down Judge:** Derick Bowers (74), **Field Judge:** Mike Weatherford (116), **Back Judge:** Terrence Miles (111), **Umpire:** Ramon George (128), **Line Judge:** Walt Coleman IV (65), **Side Judge:** David Meslow (118), **Replay Official:** Matt Sumstine

BALTIMORE RAVENS

PASSING	ATT	CP	YDS	SK/YD	TD	LG	INT	RTG
Lamar Jackson	31	16	287	4/16	1	41	1	81.0
TOTAL	31	16	287	4/16	1	41	1	81.0

RUSHING	ATT	YDS	AVG	LG	TD
Lamar Jackson	7	58	8.3	31	0
Lataavius Murray	7	28	4.0	8	0
Ty'Son Williams	5	22	4.4	12	0
Devonta Freeman	3	8	2.7	5	0
TOTAL	22	116	5.3	31	0

RECEIVING	NO	YDS	AVG	LG	TD
Mark Andrews	5	109	21.8	41	0
Sammy Watkins	4	68	17.0	36	0
Marquise Brown	3	53	17.7	37	0
Devin Duvernay	2	22	11.0	19t	1
James Proche II	1	29	29.0	29	0
Josh Oliver	1	6	6.0	6	0
TOTAL	16	287	17.9	41	1

TOP DEFENSE	TOT	SOLO	AST	SCK	YDS	INT
Chuck Clark	12	9	3	1.0	12.0	0
Patrick Queen	7	4	3	0.0	0.0	0
Brandon Stephens	5	2	3	0.0	0.0	0

FIELD GOALS	FGM/FGA	PERCENT	RESULTS
Justin Tucker	4-5	80.0	49WR, 39G, 50G, 32G, 66G
TOTAL	4-5	80.0	

GAME HIGHLIGHTS

- **K Justin Tucker's** 66-yard game-winning field goal is the longest field goal made in NFL history, surpassing K Matt Prater's previous NFL record of 64 yards in 2013. Tucker's previous career long, a 61-yarder, was also a game-winner in an 18-16 contest at Detroit (12/16/13).
- This marks Tucker's seventh-career game with multiple 50-plus-yard conversions, tying K Brandon McManus and K Matt Prater for the most in NFL history.
- **QB Lamar Jackson** has recorded either a rushing or passing TD in 39 consecutive games played, marking the longest active streak by a QB.
- With a 31-yard rush this afternoon, his longest since Week 14 of 2020, Jackson now has 19 career rushes of 25-plus yards and surpassed QB Mike Vick (18) for the most such rushes by a QB in his first four seasons in NFL history.
- The Ravens have won 11 straight games against NFC opponents, dating back to Week 13 of 2018 at Atlanta. This ranks as the NFL's longest-active streak in games played against the NFC.

DETROIT LIONS

PASSING	ATT	CP	YDS	SK/YD	TD	LG	INT	RTG
Jared Goff	30	22	217	2/25	0	24	0	93.3
D'Andre Swift	1	0	0	0/0	0	0	0	39.6
TOTAL	31	22	217	2/25	0	24	0	90.4

RUSHING	ATT	YDS	AVG	LG	TD
D'Andre Swift	14	47	3.4	14	1
Jamaal Williams	12	42	3.5	14	1
Jared Goff	1	4	4.0	4	0
TOTAL	27	93	3.4	14	2

RECEIVING	NO	YDS	AVG	LG	TD
D'Andre Swift	7	60	8.6	19	0
Kalif Raymond	6	68	11.3	22	0
Darren Fells	2	35	17.5	24	0
Jamaal Williams	2	25	12.5	15	0
T.J. Hockenson	2	10	5.0	5	0
KhaDarel Hodge	1	9	9.0	9	0
Quintez Cephus	1	8	8.0	8	0
Amon-Ra St. Brown	1	2	2.0	2	0
TOTAL	22	217	9.9	24	0

TOP DEFENSE	TOT	SOLO	AST	SCK	YDS	INT
Will Harris	6	6	0	0.0	0.0	0
Alex Anzalone	5	5	0	1.0	3.0	0
Dean Marlowe	5	4	1	0.0	0.0	0

FIELD GOALS	FGM/FGA	PERCENT	RESULTS
Ryan Santoso	1-1	100.0	35G
TOTAL	1-1	100.0	

TEAM STATISTICS

	RAVENS	LIONS
First Downs	15	22
3rd-Down Eff. (Made/Att/Pct)	1/10/10%	3/10/30%
4th-Down Eff. (Made/Att/Pct)	1/1/100%	0/0/0%
Total Net Yards	387	285
Total Plays	57	60
Yards Per Play	6.8	4.8
Rushes/Net Yards	22/116	27/93
Net Passing	271	192
Pass Attempts/Completions	31/16	31/22
Had Intercepted	1	0
Sacked/Yards Lost	4/16	2/25
Punts/Average	3/45.7	6/45.5
Penalties/Yards	6/69	7/35
Fumbles/Lost	1/0	0/0
Possession Time	27:26	32:34



GAME 4: RAVENS 23, BRONCOS 7

Baltimore (3-1) • Denver (3-1)

Sunday, October 3, 2021 • 4:25 PM EDT • Empower Field at Mile High • Denver

Sunny Temp: 76° F, Humidity: 12%, Wind: East 9 mph • Attendance: 76,490 • Time: 3:01



Baltimore Ravens	0	17	0	6	—	23
Denver Broncos	0	7	0	0	—	7

SCORING DRIVES

TEAM	QTR	TIME	SCORING PLAY	BAL	DEN
Broncos	2	14:18	N.Fant 3 yd. pass from T.Bridgewater (B.McManus kick) (5-57, 2:07)	0	7
Ravens	2	10:21	L.Murray 11 yd. run (J.Tucker kick) (8-75, 3:57)	7	7
Ravens	2	07:09	M.Brown 49 yd. pass from L.Jackson (J.Tucker kick) (4-60, 1:27)	14	7
Ravens	2	00:00	J.Tucker 40 yd. Field Goal (5-4, 0:31)	17	7
Ravens	4	13:37	J.Tucker 46 yd. Field Goal (13-48, 5:41)	20	7
Ravens	4	01:51	J.Tucker 20 yd. Field Goal (15-78, 6:35)	23	7

DENVER BRONCOS (HEAD COACH: VIC FANGIO)

OFFENSE			DEFENSE		
WR 81	T. Patrick	DE 96	S. Harris		
WR 14	C. Sutton	DE 93	D. Jones		
TE 87	N. Fant	NT 98	M. Purcell		
TE 85	A. Okwuegbunam	SLB 58	V. Miller		
LT 72	G. Bolles	WLB 59	M. Reed		
LG 77	Q. Meinerz	ILB 45	A. Johnson		
C 79	L. Cushmanberry III	ILB 40	J. Strnad		
RG 52	N. Muti	LCB 23	K. Fuller		
RT 70	B. Massie	RCB 2	P. Surtain II		
RB 25	M. Gordon III	SS 22	K. Jackson		
QB 5	T. Bridgewater	FS 31	J. Simmons		

BALTIMORE RAVENS (HEAD COACH: JOHN HARBAUGH)

OFFENSE			DEFENSE		
WR 14	S. Watkins	DT 93	C. Campbell		
LT 78	A. Villanueva	NT 98	B. Williams		
LG 72	B. Powers	DE 92	J. Madubuike		
C 77	B. Bozeman	RUSH 50	J. Houston		
RG 70	K. Zetter	MLB 6	P. Queen		
RT 65	P. Mekari	WLB 40	M. Harrison		
TE 89	M. Andrews	SAM 54	T. Bowser		
QB 8	L. Jackson	SS 36	C. Clark		
FB 42	P. Ricard	FS 21	B. Stephens		
RB 28	L. Murray	CB 44	M. Humphrey		
WR 5	M. Brown	CB 23	A. Averett		

OFFICIALS: Referee: Craig Wrolstad (4), **Replay Official:** Kevin Stine, **Down Judge:** Jim Mello (48), **Side Judge:** Jeff Lamberth (21), **Umpire:** Steve Woods (54), **Field Judge:** Terry Brown (43), **Back Judge:** Grantis Bell (27), **Down Judge:** Tripp Sutter (37)

BALTIMORE RAVENS

PASSING	ATT	CP	YDS	SK/YD	TD	LG	INT	RTG
Lamar Jackson	37	22	316	3/12	1	49t	0	96.2
TOTAL	37	22	316	3/12	1	49T	0	96.2

RUSHING	ATT	YDS	AVG	LG	TD
Lataavius Murray	18	59	3.3	11t	1
Lamar Jackson	7	28	4.0	7	0
Le'Veon Bell	4	11	2.8	4	0
Devonta Freeman	1	4	4.0	4	0
TOTAL	30	102	3.4	11T	1

RECEIVING	NO	YDS	AVG	LG	TD
James Proche II	5	74	14.8	32	0
Mark Andrews	5	67	13.4	24	0
Marquise Brown	4	91	22.8	49t	1
Sammy Watkins	4	49	12.3	20	0
Devin Duvernay	3	31	10.3	17	0
Patrick Ricard	1	4	4.0	4	0
TOTAL	22	316	14.4	49T	1

TOP DEFENSE	TOT	SOLO	AST	SCK	YDS	INT
Chris Board	7	5	2	0.0	0.0	0
Chuck Clark	6	4	2	0.0	0.0	0
Calais Campbell	5	2	3	0.0	0.0	0

FIELD GOALS	FGM/FGA	PERCENT	RESULTS
Justin Tucker	3-3	100.0	40G, 46G, 20G
TOTAL	3-3	100.0	

GAME HIGHLIGHTS

- The Ravens improved to 3-1 for the ninth time under head coach **John Harbaugh** (since 2008). The nine occasions mark the most 3-1 or better starts by an NFL team through the first four games of a season during that 14-year span (2008-21).
- With 3 FGs, **K Justin Tucker** reached 300 FGM in his 148th-career game, becoming the fastest kicker in NFL history to reach that mark.
- **QB Lamar Jackson** threw for 316 yards, marking his second-career 300-yard output and the second-most passing yards in his career (324 yards at Miami; 9/8/19). With 8,162 career passing yards, Jackson surpassed QB Kyle Boller (7,846) for the second-most passing yards in franchise history.
- Jackson is the first QB in NFL history to notch at least 1,000 passing yards (1,077) and 250 rushing yards (279) through a team's first four games of a season.
- **CB Anthony Averett** sealed the victory with a fourth-quarter interception in the end zone. It marked his career-high second INT of the season, adding 3 solo tackles.

DENVER BRONCOS

PASSING	ATT	CP	YDS	SK/YD	TD	LG	INT	RTG
Drew Lock	21	12	113	3/15	0	32	1	52.3
Teddy Bridgewater	16	7	65	2/15	1	19	0	76.3
TOTAL	37	19	178	5/30	1	32	1	62.7

RUSHING	ATT	YDS	AVG	LG	TD
Melvin Gordon III	9	56	6.2	14	0
Javonte Williams	7	48	6.9	31	0
Teddy Bridgewater	1	2	2.0	2	0
TOTAL	17	106	6.2	31	0

RECEIVING	NO	YDS	AVG	LG	TD
Noah Fant	6	46	7.7	14	1
Courtland Sutton	3	47	15.7	32	0
Tim Patrick	3	39	13.0	19	0
Javonte Williams	3	11	3.7	9	0
Melvin Gordon III	2	11	5.5	8	0
Kendall Hinton	1	13	13.0	13	0
Albert Okwuegbunam	1	11	11.0	11	0
TOTAL	19	178	9.4	32	1

TOP DEFENSE	TOT	SOLO	AST	SCK	YDS	INT
Kareem Jackson	11	8	3	0.0	0.0	0
Alexander Johnson	8	5	3	0.0	0.0	0
Justin Simmons	8	6	2	0.0	0.0	0

FIELD GOALS	FGM/FGA	PERCENT	RESULTS
	No Field Goals		

TEAM STATISTICS

	RAVENS	BRONCOS
First Downs	20	15
3rd-Down Eff. (Made/Att/Pct)	7/17/41%	3/14/21%
4th-Down Eff. (Made/Att/Pct)	0/0/0%	0/0/0%
Total Net Yards	406	254
Total Plays	70	59
Yards Per Play	5.8	4.3
Rushes/Net Yards	30/102	17/106
Net Passing	304	148
Pass Attempts/Completions	37/22	37/19
Had Intercepted	0	1
Sacked/Yards Lost	3/12	5/30
Punts/Average	7/47.9	10/49.1
Penalties/Yards	6/55	4/25
Fumbles/Lost	0/0	0/0
Possession Time	33:07	26:53



GAME 5: COLTS 25, RAVENS 31 (OT)

Indianapolis (1-4) • Baltimore (4-1)

Monday, October 11, 2021 • 8:15 PM EDT • M&T Bank Stadium • Baltimore

Cloudy Temp: 69° F, Humidity: 78%, Wind: S 4 mph • Attendance: 70,510 • Time: 3:15



Indianapolis Colts	7	3	12	3	0	—	25
Baltimore Ravens	0	3	6	16	6	—	31

SCORING DRIVES

TEAM	QTR	TIME	SCORING PLAY	IND	BAL
Colts	1	12:59	J.Taylor 76 yd. pass from C.Wentz (R.Blankenship kick) (3-71, 0:23) (10-68, 4:36) (10-68, 4:36)	7	0
Ravens	2	01:36	J.Tucker 23 yd. Field Goal (9-80, 2:49)	7	3
Colts	2	00:00	R.Blankenship 37 yd. Field Goal (8-56, 1:36)	10	3
Colts	3	13:59	M.Pittman 42 yd. pass from C.Wentz (kick failed, wl) (2-73, 1:01)	16	3
Colts	3	03:06	J.Taylor 4 yd. run (pass failed) (6-81, 3:36)	22	3
Ravens	3	00:56	M.Brown 43 yd. pass from L.Jackson (run failed) (5-75, 2:10)	22	9
Colts	4	12:00	R.Blankenship 43 yd. Field Goal (9-55, 3:56)	25	9
Ravens	4	09:38	M.Andrews 5 yd. pass from L.Jackson (L.Jackson-M.Andrews pass) (6-78, 2:22)	25	17
Ravens	4	00:39	M.Andrews 4 yd. pass from L.Jackson (L.Jackson-M.Andrews pass) (11-75, 3:50)	25	25
Ravens	OT	05:24	M.Brown 5 yd. pass from L.Jackson	25	31

INDIANAPOLIS COLTS (HEAD COACH: FRANK REICH)

OFFENSE			DEFENSE		
LT	79	E. Fisher	DE	94	T. Lewis
LG	62	C. Reed	DT	99	D. Buckner
C	78	R. Kelly	NT	90	G. Stewart
RG	64	M. Glowinski	DE	97	A. Muhammad
RT	69	M. Pryor	WLB	53	D. Leonard
TE	81	M. Alle-Cox	MLB	58	B. Okereke
TE	84	J. Doyle	FS	32	J. Blackmon
WR	11	M. Pittman Jr.	SS	42	A. Sendejo
WR	14	Z. Pascal	CB	27	X. Rhodes
QB	2	C. Wentz	CB	34	I. Rodgers
RB	28	J. Taylor	CB	23	K. Moore II

BALTIMORE RAVENS (HEAD COACH: JOHN HARBAUGH)

OFFENSE			DEFENSE		
WR	14	S. Watkins	DT	93	C. Campbell
WR	5	M. Brown	NT	98	B. Williams
LT	78	A. Villanueva	DE	92	J. Madubuike
LG	72	B. Powers	RUSH	50	J. Houston
C	77	B. Bozeman	MLB	6	P. Queen
RG	70	K. Zeiter	WLB	40	M. Harrison
RT	65	P. Mekari	SAM	54	T. Bowser
TE	89	M. Andrews	SS	36	C. Clark
QB	8	L. Jackson	FS	21	B. Stephens
RB	28	L. Murray	CB	44	M. Humphrey
WR	13	D. Duvernay	CB	23	A. Averett

OFFICIALS: Referee: Land Clark (130), Umpire: Paul King (121), Down Judge: Tom Stephan (68), Line Judge: Brian Bolinger (40), Field Judge: Michael Banks (72), Side Judge: Anthony Flemming (90), Back Judge: Greg Meyer (78), Replay Official: Jimmy Oldham, Replay Assistant: Desiree Abrams

INDIANAPOLIS COLTS

PASSING	ATT	CP	YDS	SK/YD	TD	LG	INT	RTG
Carson Wentz	35	25	402	2/12	2	76t	0	128.5
TOTAL	35	25	402	2/12	2	76T	0	128.5

RUSHING	ATT	YDS	AVG	LG	TD
Jonathan Taylor	15	53	3.5	19	1
Marlon Mack	5	47	9.4	22	0
Nyheim Hines	4	18	4.5	11	0
Carson Wentz	2	5	2.5	4	0
TOTAL	26	123	4.7	22	1

RECEIVING	NO	YDS	AVG	LG	TD
Michael Pittman Jr.	6	89	14.8	42t	1
Parris Campbell	4	56	14.0	23	0
Jonathan Taylor	3	116	38.7	76t	1
Mo Alie-Cox	3	50	16.7	24	0
Zach Pascal	3	48	16.0	31	0
Kylen Granson	2	19	9.5	15	0
Ashton Dulin	2	13	6.5	15	0
Marlon Mack	1	7	7.0	7	0
Jack Doyle	1	4	4.0	4	0
TOTAL	25	402	16.1	76T	2

TOP DEFENSE	TOT	SOLO	AST	SCK	YDS	INT
Darius Leonard	13	7	6	0.0	0.0	0
Bobby Okereke	9	7	2	0.0	0.0	0
Al-Quadin Muhammad	7	5	2	0.5	2.5	0

FIELD GOALS	FGM/FGA	PERCENT	RESULTS
Rodrigo Blankenship	2-4	50.0	37G, 43G, 37B, 47WL
TOTAL	2-4	50.0	

BALTIMORE RAVENS

PASSING	ATT	CP	YDS	SK/YD	TD	LG	INT	RTG
Lamar Jackson	43	37	442	2/5	4	43t	0	140.5
TOTAL	43	37	442	2/5	4	43T	0	140.5

RUSHING	ATT	YDS	AVG	LG	TD
Lamar Jackson	14	62	4.4	13	0
Latavius Murray	6	17	2.8	6	0
Ty'Son Williams	4	6	1.5	5	0
Devonta Freeman	1	1	1.0	1	0
TOTAL	25	86	3.4	13	0

RECEIVING	NO	YDS	AVG	LG	TD
Mark Andrews	11	147	13.4	28	2
Marquise Brown	9	125	13.9	43t	2
Devin Duvernay	4	45	11.3	17	0
Devonta Freeman	3	34	11.3	15	0
Sammy Watkins	2	35	17.5	28	0
James Proche II	2	15	7.5	11	0
Ty'Son Williams	2	15	7.5	8	0
Josh Oliver	2	13	6.5	7	0
Latavius Murray	2	13	6.5	7	0
TOTAL	37	442	11.9	43T	4

TOP DEFENSE	TOT	SOLO	AST	SCK	YDS	INT
Brandon Stephens	11	5	6	0.0	0.0	0
Anthony Averett	7	5	2	0.0	0.0	0
Patrick Queen	6	4	2	0.0	0.0	0

FIELD GOALS	FGM/FGA	PERCENT	RESULTS
Justin Tucker	1-1	100.0	23G
TOTAL	1-1	100.0	

GAME HIGHLIGHTS

- **QB Lamar Jackson** threw for a career-high (and single-game Ravens record) 442 yards, surpassing his previous mark of 324 at Mia. (2019). Jackson passed for 4 TDs and 0 INTs, completing 86% (37-of-43). According to ESPN Stats & Information, Jackson became the first player in NFL history to pass for 400 yards while also completing at least 85% of his passes.
- **TE Mark Andrews** set career highs in receptions (11) and receiving yards (147), also tying a career high with 2 TD catches and setting a personal best with two 2-point catches. Andrews became the first NFL player since 1970 merger to have 2 receiving TDs and two 2-point conversions in a game.
- **OLB Odafu Oweh** tallied 3 tackles, 1 sack and 1 FF to become first Ravens rookie to notch 3 sacks and 2 FFs through his first five career games. Oweh also joins T.J. Watt and Chandler Jones as the NFL's only defenders in 2021 with at least 3 sacks, 2 FFs and 1 FR.
- **DE Calais Campbell's** fourth-quarter blocked FG was the 8th blocked kick of his career, which tied Craig Terrill for the third most since 1970 NFL merger. Only Shaun Rogers (14) & Julius Peppers (12) have produced more blocks.
- Under **John Harbaugh** (since 2008), Baltimore owns a 17-2 record in home primetime games, ranking as the NFL's best winning percentage (.895). At home on Monday Night Football during this span, Baltimore is 3-1.

TEAM STATISTICS

	COLTS	RAVENS
First Downs	29	30
3rd-Down Eff. (Made/Att/Pct)	5/10/50%	3/8/38%
4th-Down Eff. (Made/Att/Pct)	1/1/100%	0/0/0%
Total Net Yards	513	523
Total Plays	63	70
Yards Per Play	8.1	7.5
Rushes/Net Yards	26/123	25/86
Net Passing	390	437
Pass Attempts/Completions	35/25	43/37
Had Intercepted	0	0
Sacked/Yards Lost	2/12	2/5
Punts/Average	2/45.0	4/49.5
Penalties/Yards	5/45	8/74
Fumbles/Lost	1/1	1/1
Possession Time	30:45	33:51



PLAYER BIOGRAPHIES



51 OTARO ALAKA

INSIDE LINEBACKER COLLEGE: TEXAS A&M
 BORN: 5/18/96, HOUSTON, TX
 6-3 | 239 EXP. (NFL/RAVENS): 3/3 GP/GS (PLAYOFFS): 5/0



— KEY TRANSACTIONS —

- Waived (injured) by Baltimore and placed on Injured Reserve (knee) on 8/31/21
- Placed on Injured Reserve (knee) on 10/12/20
- Placed on Injured Reserve on 9/28/19
- Signed by the Ravens as a rookie free agent on 5/3/19...Was one of two (G/C Patrick Mekari) undrafted RFAs to make the Ravens' Week 1 53-man roster

— CAREER HIGHLIGHTS —

- Has appeared in five games, producing 1 special teams tackle, in his career

— PERSONAL —

- Brother (Temi) played WR at Rice and South Florida... Primarily played soccer as a child...Began playing football in emulation of his older brother, who excelled in the sport
- His all-time favorite movie is The Dark Knight

OTARO ALAKA'S NFL REGULAR SEASON DEFENSIVE STATISTICS

DATE	TEAM	GP	GS	TACKLES							INTERCEPTIONS					FUMBLES				ST				MISC							
				TK	S	A	TFL	YDS	SK	YDS	QBH	NO	YDS	LG	TD	PD	FF	FR	TD	YDS	TK	S	A	FF	FR	S	A				
2019	Ravens	0	0	0	0	0	0	0	0	0.0	0.0	0	0	0	0	0	0	0	0	0	0	0	0	0	0	0	0	0	0	0	0
2020	Ravens	5	0	0	0	0	0	0	0	0.0	0.0	0	0	0	0	0	0	0	0	0	0	0	0	1	0	1	0	0	0	0	0
2021	Ravens	0	0	0	0	0	0	0	0	0.0	0.0	0	0	0	0	0	0	0	0	0	0	0	0	0	0	0	0	0	0	0	0
NFL TOTALS		5	0	0	0	0	0	0	0	0.0	0.0	0	0	0	0	0	0	0	0	0	0	0	0	1	0	1	0	0	0	0	0

OTARO ALAKA'S NFL POSTSEASON DEFENSIVE STATISTICS

DATE	TEAM	GP	GS	TACKLES							INTERCEPTIONS					FUMBLES				ST				MISC							
				TK	S	A	TFL	YDS	SK	YDS	QBH	NO	YDS	LG	TD	PD	FF	FR	TD	YDS	TK	S	A	FF	FR	S	A				
2019	Ravens	0	0	0	0	0	0	0	0	0.0	0.0	0	0	0	0	0	0	0	0	0	0	0	0	0	0	0	0	0	0	0	0
2020	Ravens	0	0	0	0	0	0	0	0	0.0	0.0	0	0	0	0	0	0	0	0	0	0	0	0	0	0	0	0	0	0	0	0
NFL TOTALS		0	0	0	0	0	0	0	0	0.0	0.0	0	0	0	0	0	0	0	0	0	0	0	0	0	0	0	0	0	0	0	0

2021 GAME-BY-GAME REGULAR-SEASON STATISTICS (RAVENS)

DATE	OPPONENT	P/S	TACKLES							INTERCEPTIONS					FUMBLES				ST				MISC		W/L	SCORE						
			TK	S	A	SK	YDS	TFL	YDS	QBH	NO	YDS	LG	TD	PD	FF	FR	TD	YDS	TK	S	A	FF	FR			S	A				
09/13	at Raiders																										L	27-33+				
09/19	Chiefs																										W	36-35				
09/26	at Lions																										W	19-17				
10/03	at Broncos																										W	23-7				
10/11	Colts																										W	31-25+				
2021 TOTALS			0	0	0	0.0	0.0	0	0	0	0	0	0	0	0	0	0	0	0	0	0	0	0	0	0	0	0	0	0	0	4-1	

+ - Overtime



89



MARK ANDREWS

TIGHT END
6-5 | 256

COLLEGE: OKLAHOMA
BORN: 9/6/95, SCOTTSDALE, AZ
EXP. (NFL/RAVENS): 4/4

GP/GS (PLAYOFFS): 50/13 (4/1)



— KEY TRANSACTIONS —

- Signed a four-year contract extension (through 2025) with the Ravens on 9/6/21
- Mark Andrews was selected by the Ravens in the third round (86th overall) of the 2018 NFL Draft...Was the second of two third-round picks (Oklahoma teammate T Orlando Brown Jr., 83rd) by the Ravens

— HONORS —

- Pro Bowl (2019)

— CAREER HIGHLIGHTS —

- On 10/11/21 vs. Ind., set career highs in receptions (11) and receiving yards (147), also tying a career high with 2 TD catches and setting a personal best with 2 two-point conversion catches...His 147 receiving yards set a Ravens' single-game record by a TE, while his 11 receptions tied a previous single-game high for a Baltimore TE (Dennis Pitta in 2016)...Also became the first NFL player since the 1970 merger to have 2 receiving TDs and 2 two-point conversions in a game
- In 2020, became the first tight end in Ravens history to produce multiple seasons (2019-20) with at least 700 receiving yards and 7 receiving TDs
- His 19 receiving TDs since 2019 are the second most among TEs over that span (Travis Kelce – 20)...The 19 scores are also the 11th most among all players in the NFL
- In 2020, totaled 58 receptions for 701 yards and 7 receiving TDs for the NFL's seventh-best scoring offense (29.3 ppg) and fourth-best third-down offense (48.8%)...Helped block for the NFL's No. 1 rushing attack (191.9 ypg), which produced the third-most yards (3,071) ever in a 16-game NFL season
- Finished 2019 with team highs in receptions (64), receiving yards (852) and receiving TDs (10), helping Baltimore produce the NFL's No. 1 scoring offense (33.2 ppg)...The Ravens became the first team in NFL history to average at least 200 rushing (206.0) and 200 net passing yards (201.6) per game in a season
- Helped set new single-season franchise records for total TDs (64), points (531), rushing yards (3,296) and total net yards (6,521) in 2019
- In 2019, produced the single-season franchise record for TD catches (10) by a TE
- His 10 receiving TDs tied (LAR's Cooper Kupp) for No. 2 in the NFL and ranked No. 1 among all TEs in 2019
- Is one of three Ravens ever to post at least 10 receiving TDs in a season (Torrey Smith, 11 in 2014; Michael Jackson, 14 in 1996), doing so in 2019
- On 12/1/19 vs. SF, scored Baltimore's 48th total TD of the season, setting a new franchise record (12/1/19)
- Became the first Ravens TE to post back-to-back 100-yard receiving games in the victory vs. Ari. (9/15/19)...Tallied a career-high 112 yards and 1 TD on 8 catches
- Posted then-career highs in receiving yards (108) and receptions (8) to help the Ravens produce franchise-records in yards (643) and points (59) in the season-opening, 59-10 victory at Mia. (9/8/19)
- In 2018, became the Ravens' record holder for most receptions (34) and receiving yards (552) in a season by a rookie TE, passing Maxx Williams (32 for 268 in 2015)
- Andrews' 552 receiving yards in 2018 ranked No. 1 among all NFL rookie TEs...His 34 receptions stood third
- With 34 receptions for 552 yards and 3 TDs in 2018, he helped the Ravens produce a then-single-season team-record 5,999 total net yards
- Owns the two longest regular season receptions by TE in Ravens history, registering a 68-yard catch at LAC (12/22/18) and a record 74-yarder vs. Oak. (11/25/18), which was the second-longest reception by a rookie NFL TE since 1992 (Tyji Armstrong, 81t)

— PERSONAL —

- Was diagnosed with Type 1 diabetes and wears an insulin pump, except when he plays football...Passionate spokesperson for those with diabetes and educating youth about its effects and ways to overcome them
- Father, Paul, and brother, Jack, are urologists, while his sister, Annie, is a dentist...Mother, Martha, and another brother, Charlie, both work in real estate

— 2021 SEASON HIGHLIGHTS —

- Set career highs in receptions (11) and receiving yards (147), also tying a career high with 2 TD catches and setting a personal best with 2 two-point conversion catches, in the 31-25 win vs. Ind. (10/11)...His 147 receiving yards set a Ravens' single-game record by a TE, while his 11 receptions tied a previous single-game high for a Baltimore TE (Dennis Pitta in 2016)...Became the first NFL player since the 1970 merger to have 2 receiving TDs and 2 two-point conversions in a game...Also joined WR Marquise Brown to form the first tandem in Ravens history with 100 receiving yards and 2 TD grabs, respectively, in the same game
- Recorded 5 receptions for 67 yards in the 23-7 win at Den. (10/3)...All 5 of his catches moved the chains, as the Ravens' attack recorded a season-high 14 passing first downs

89 MARK ANDREWS

- Posted 5 receptions for a game-high 106 receiving yards, including a 41-yard grab, in the 19-17 win at Det. (9/26)... In the contest, Andrews collected his 169th-career catch, surpassing TE Todd Heap (168) for the most receptions by a TE in his first four seasons as a Raven
- Caught all 5 targets for 57 yards, while adding major contributions as a blocker for the Ravens' 251-yard rushing attack in the 36-35 win vs. KC (9/19)... Baltimore converted 6-of-11 (54.5%) third downs and scored a TD on all four red zone opportunities

MARK ANDREWS' NFL REGULAR SEASON RUSHING/RECEIVING STATISTICS

DATE	TEAM	GP	GS	RECEIVING					RUSHING				
				NO.	YDS.	AVG.	LG	TD	NO.	YDS.	AVG.	LG	TD
2018	Ravens	16	3	34	552	16.2	74	3	0	0	0.0	0	0
2019	Ravens	15	4	64	852	13.3	51	10	0	0	0.0	0	0
2020	Ravens	14	2	58	701	12.1	39	7	0	0	0.0	0	0
2021	Ravens	5	4	29	400	13.8	41	2	0	0	0.0	0	0
NFL TOTALS		50	13	185	2,505	13.5	74	22	0	0	0.0	0	0

MARK ANDREWS' NFL POSTSEASON RUSHING/RECEIVING STATISTICS

DATE	TEAM	GP	GS	RECEIVING					RUSHING				
				NO.	YDS.	AVG.	LG	TD	NO.	YDS.	AVG.	LG	TD
2018	Ravens	1	0	3	31	10.3	13	0	0	0	0.0	0	0
2019	Ravens	1	0	4	39	9.8	16	0	0	0	0.0	0	0
2020	Ravens	2	1	8	69	8.6	17	0	0	0	0.0	0	0
NFL TOTALS		4	1	15	139	9.3	17	0	0	0	0.0	0	0

SINGLE-GAME HIGHS: RECEIVING

Receptions	11 vs. Indianapolis Colts, Oct 11, 2021	Receiving TDs	2 vs. Indianapolis Colts, Oct 11, 2021
Receiving Yards	147 vs. Indianapolis Colts, Oct 11, 2021	Receiving Average	21.8 at Detroit Lions, Sep 26, 2021
Longest Receptions	74 vs. Oakland Raiders, Nov 25, 2018		...4 more at 2.

2021 GAME-BY-GAME REGULAR-SEASON STATISTICS [RAVENS]

DATE	OPPONENT	P/S	RECEIVING					RUSHING					W/L	SCORE
			NO.	YDS.	AVG.	LG	TD	NO.	YDS.	AVG.	LG	TD		
09/13	at Raiders	S	3	20	6.7	10	0	0	0	0.0	0	0	L	27-33+
09/19	Chiefs	P	5	57	11.4	20	0	0	0	0.0	0	0	W	36-35
09/26	at Lions	S	5	109	21.8	41	0	0	0	0.0	0	0	W	19-17
10/03	at Broncos	S	5	67	13.4	24	0	0	0	0.0	0	0	W	23-7
10/11	Colts	S	11	147	13.4	28	2	0	0	0.0	0	0	W	31-25+
2021 TOTALS		5-4	29	400	13.8	41	2	0	0	0.0	0	0	4-1	

+ - Overtime



23

ANTHONY AVERETT

CORNERBACK

5-11 | 184

COLLEGE: ALABAMA

BORN: 11/30/94, WOODBURY, NJ

EXP. (NFL/RAVENS): 4/4

GP/GS (PLAYOFFS): 35/12 (3/1)



— KEY TRANSACTIONS —

- Activated from Injured Reserve/Designated to Return (shoulder) on 12/4/20
- Placed on Injured Reserve/Designated to Return (shoulder) on 10/22/20
- Anthony Averett was selected by the Ravens in the fourth round (118th overall) of the 2018 NFL Draft...Was the first of three (Kenny Young, 122nd, and Jaleel Scott, 132nd) players selected in the round

— CAREER HIGHLIGHTS —

- Played in 10 games (four starts) in 2020, recording 27 tackles (22 solo) and a career-high 7 PD for the NFL's No. 2 scoring defense (18.9 ppg) and No. 2 third-down defense (34.0%)
- Totaled 14 tackles and 2 PD in 2019, helping Baltimore's defense rank No. 3 in points (17.6) and No. 4 in yards (300.6) allowed per game
- In 2018, posted 2 tackles on special teams and 3 stops and 2 PD from scrimmage for the league's No. 1 overall (292.9 ypg) and No. 2 scoring (17.9 ppg) defense
- Posted his first-career tackle for a defense that registered 6 sacks, 2 INTs and allowed just 153 yards of offense in the 47-3 season-opening win vs. Buf. (9/9/18)

— PERSONAL —

- Is the nephew of former Ravens LT Bryant McKinnie, who was a member of the Super Bowl XLVII championship team
- In 2018, was reunited with Ravens CB Marlon Humphrey from Alabama, where they starred together for two seasons and were "locker buddies"
- Majored in exercise science at Alabama

— 2021 SEASON HIGHLIGHTS —

- Registered a career-high 7 tackles for the second time this season in the 31-25 win vs. Ind. (10/11), as Baltimore limited Indianapolis to 1-of-4 (25%) in the red zone
- Recorded 3 tackles, 1 INT and 1 PD in the 23-7 win vs. Den. (10/3)...His fourth-quarter INT in the end zone sealed the game and marked his career-high second INT of the season
- Produced 4 tackles and 1 PD on defense, while adding 1 ST tackle in the 36-35 win vs. KC (9/19)...His third-down PD in the fourth quarter forced a punt, and Baltimore took the lead on the ensuing possession... Baltimore limited Kansas City to 1-of-6 (16.7%) on third down
- Produced a career-high 7 tackles and his first-career INT (in the end zone during OT) at LV (9/13)...Helped hold the Raiders to 3-of-6 in red zone TD efficiency, limiting them to 1 FG, forcing 1 turnover on downs and making 1 INT inside the 20

ANTHONY AVERETT'S NFL REGULAR SEASON DEFENSIVE STATISTICS

DATE	TEAM	GP	GS	TACKLES							INTERCEPTIONS					FUMBLES				ST				MISC				
				TK	S	A	TFL	YDS	SK	YDS	QBH	NO	YDS	LG	TD	PD	FF	FR	TD	YDS	TK	S	A	FF	FR	S	A	
2018	Ravens	11	0	3	3	0	0	0	0.0	0.0	0	0	0	0	0	2	0	0	0	0	2	2	0	0	0	0	0	0
2019	Ravens	9	3	14	13	1	1	4	0.0	0.0	0	0	0	0	0	2	0	0	0	0	1	1	0	0	0	0	0	0
2020	Ravens	10	4	27	22	5	0	0	0.0	0.0	0	0	0	0	0	7	0	0	0	0	0	0	0	0	0	0	0	0
2021	Ravens	5	5	24	19	5	0	0	0.0	0.0	0	2	0	0	0	4	0	0	0	0	1	1	0	0	0	0	0	0
NFL TOTALS		35	12	68	57	11	1	4	0.0	0.0	0	2	0	0	0	15	0	0	0	0	4	4	0	0	0	0	0	0

ANTHONY AVERETT'S NFL POSTSEASON DEFENSIVE STATISTICS

DATE	TEAM	GP	GS	TACKLES							INTERCEPTIONS					FUMBLES				ST				MISC					
				TK	S	A	TFL	YDS	SK	YDS	QBH	NO	YDS	LG	TD	PD	FF	FR	TD	YDS	TK	S	A	FF	FR	S	A		
2018	Ravens	1	0	0	0	0	0	0	0.0	0.0	0	0	0	0	0	0	0	0	0	0	1	1	0	0	0	0	0	0	0
2019	Ravens	0	0	0	0	0	0	0	0.0	0.0	0	0	0	0	0	0	0	0	0	0	0	0	0	0	0	0	0	0	0
2020	Ravens	2	1	1	1	0	0	0	0.0	0.0	0	0	0	0	0	0	0	0	0	0	1	1	0	0	0	0	0	0	0
NFL TOTALS		3	1	1	1	0	0	0	0.0	0.0	0	0	0	0	0	0	0	0	0	0	2	2	0	0	0	0	0	0	0

SINGLE-GAME HIGHS: DEFENSIVE

- Total Tackles** 7 vs. Indianapolis Colts, Oct 11, 2021
...1 more at 7.
- Passes Defensed** 2 at Cincinnati Bengals, Jan 03, 2021
...2 more at 2.
- Tackles For Loss** 1 vs. Pittsburgh Steelers, Dec 29, 2019

- Interceptions** 1 at Denver Broncos, Oct 03, 2021
...1 more at 1.
- Special Teams Tackles** 1 vs. Kansas City Chiefs, Sep 19, 2021
...3 more at 1.

23 ANTHONY AVERETT

2021 GAME-BY-GAME REGULAR-SEASON STATISTICS (RAVENS)

DATE	OPPONENT	P/S	TACKLES								INTERCEPTIONS					FUMBLES				ST				MISC		W/L	SCORE	
			TK	S	A	SK	YDS	TFL	YDS	QBH	NO	YDS	LG	TD	PD	FF	FR	TD	YDS	TK	S	A	FF	FR	S			A
09/13	at Raiders	S	7	6	1	0.0	0.0	0	0	0	1	0	0	0	1	0	0	0	0	0	0	0	0	0	0	0	L	27-33+
09/19	Chiefs	S	4	3	1	0.0	0.0	0	0	0	0	0	0	0	1	0	0	0	0	1	1	0	0	0	0	0	W	36-35
09/26	at Lions	S	2	2	0	0.0	0.0	0	0	0	0	0	0	0	1	0	0	0	0	0	0	0	0	0	0	0	W	19-17
10/03	at Broncos	S	4	3	1	0.0	0.0	0	0	0	1	0	0	0	1	0	0	0	0	0	0	0	0	0	0	0	W	23-7
10/11	Colts	S	7	5	2	0.0	0.0	0	0	0	0	0	0	0	0	0	0	0	0	0	0	0	0	0	0	0	W	31-25+
2021 TOTALS		5-5	24	19	5	0.0	0.0	0	0	0	2	0	0	0	4	0	0	0	0	1	1	0	0	0	0	0	4-1	

+ - Overtime



17



LE'VEON BELL

COLLEGE: MICHIGAN STATE

BORN: 2/18/92, REYNOLDSBURG, OH

RUNNING BACK

6-1 | 225

EXP. (NFL/RAVENS): 8/1

GP/GS (PLAYOFFS): 89/81 (5/4)



— KEY TRANSACTIONS —

- Activated from the practice squad (standard elevation) on 10/3/21 at Den.
- Signed to the Ravens' practice squad on 9/7/21
- Signed with Kansas City on 10/17/20
- Released by the Jets on 10/14/20
- Placed on Injured Reserve (hamstring) on 9/15/20
- Signed a four-year contract (through 2022) with the Jets on 3/15/19
- Placed on the Reserve/Suspended by Commissioner on 9/3/16
- Placed on Injured Reserve (knee) on 11/2/15
- Le'Veon Bell was originally selected by the Steelers in the second round (48th overall) of the 2013 NFL Draft

— HONORS —

- Three-time Pro Bowler (2014, 2016-17)
- Two-time AP first-team All-Pro (2014, 2017)
- AP second-team All-Pro (2016)
- Three-time AFC Offensive Player of the Week (Week 6, 2017; Week 14, 2016; Week 14; 2014)
- Two-time AFC Offensive Player of the Month (December, 2017; December 2016)
- Two-time Steelers' MVP (2014, 2016)
- Two-time PFWA All-AFC Team (2014, 2016)
- Four-time FedEx Ground Player of the Week (Weeks 3, 11 and 14, 2014; Week 14, 2016)
- PFWA All-NFL Team (2014)
- PFWA's Most Improved Player (2014)
- NFL 101 AFC Co-Offensive Player of the Year (2014)
- FedEx Ground Player of the Year (2014)
- com's Fantasy Player of the Year (2014)
- com's AFC North Most Valuable Player (2014)
- Joe Greene Great Performance Award, given annually to the Steelers' top rookie (2013)
- Pepsi Next Rookie of the Week (Week 16, 2013)

— CAREER HIGHLIGHTS —

- In 89 games played (81 starts) with Pittsburgh (2013-17), NYJ (2019-20), KC (2020) and Baltimore (2021), has totaled 6,464 rushing yards and 40 TDs on 1,556 carries (4.1 avg), while adding 394 receptions for 3,259 yards and 8 TDs...In five postseason appearances (four starts), has recorded 430 rushing yards and 3 rushing TDs on 83 attempts (5.18 avg), while catching 13 passes for 91 yards and 1 TD

- His 6,464 rushing yards are the fourth most among active RBs, while his 394 receptions rank No. 1 and 3,259 receiving yards rank No. 2
- His 17 outings of 150-plus scrimmage yards are tied (WR Julio Jones) for the most such games among active players
- His 109.3 scrimmage yards per game throughout his career marks the ninth-best average among all players in league history with at least 50 games played...Of the top 10 players in league history, five are in the Pro Football Hall of Fame
- In 2019, became the fastest player to reach 8,000 scrimmage yards in NFL history, doing so in just 63 games played
- Eclipsed 6,000 scrimmage yards in his 47th-career game, tied (Ezekiel Elliott and Eric Dickerson) for the second-fewest games in NFL history to reach that mark...Also reached 225 receptions in 47 career games, which tied (LaDainian Tomlinson) for the then-second-fewest games by a RB (Christian McCaffrey set new mark at 39 games)
- Became the fastest player in NFL history to reach 3,000 rushing yards and 1,500 receiving yards in his career (38 games)
- Played with the Jets and Chiefs in 2020, seeing action in 11 total games (four starts)...Posted 82 carries for 328 yards and 2 TDs, while adding 16 receptions for 138 yards...In postseason play for the Super Bowl-bound Chiefs, had 2 carries for 6 yards in their Wild Card playoff victory
- Started all 15 games he appeared in as a first-year member of the Jets in 2019, totaling 245 carries for 789 yards and 3 TDs, while adding 66 receptions for 461 yards and 1 TD
- En route to earning Pro Bowl and All-Pro honors in 2017, recorded a league-high 321 carries for 1,291 yards and 9 TDs, while adding 85 receptions for 655 yards and 2 scores through the air...His 9 rushing TDs and 85 receptions were both career-high marks...In one postseason contest, posted 16 carries for 67 yards and 1 TD, while adding 9 receptions for 88 yards and 1 TD
- Appearing in 12 games (all starts) in 2016, tallied 1,268 rushing yards and 7 TDs on 261 carries (4.86 avg), while collecting 75 receptions for 616 yards and 2 TDs, en route to his second-career Pro Bowl nod...Led the NFL with an average of 157.0 scrimmage yards per game, the Steelers' single-season record and third-highest single-season average in NFL history...Became the first player in NFL history to average 100 rushing yards and 50 receiving yards per game in a single season...Also became the first NFL player to eclipse 150 rushing yards in each of his first two postseason appearances...His 337 total rushing yards in those games stand as the most ever through a player's first two postseason contests



17 LE'VEON BELL

— PERSONAL —

- In 2015, started all six games that he played in, before being placed on Injured Reserve (knee)...Notched 556 rushing yards and 3 TDs on 113 carries, adding 24 receptions for 136 receiving yards
- In 2014, his first season as a 16-game starter, tallied a career-high 1,361 rushing yards and 854 receiving yards, while adding 8 rushing TDs and 3 receiving scores, en route to Pro Bowl and All-Pro honors...His 1,361 rushing yards were the second most in the NFL, while his 854 receiving yards ranked No. 1 among all RBs
- As a rookie in 2013, started all 13 games he appeared in, totaling 1,259 yards from scrimmage (860 rushing and 399 receiving), adding 8 rushing TDs...His 244 carries were the third most among rookie RBs, while his 45 receptions were the second most among the group
- In May 2020, Bell partnered with professional Super Smash Bros. player Juan "Hungrybox" DeBiedma and esports organization Team Liquid to create an online Super Smash Bros. Ultimate tournament: The Box...At 8,192 participants, it was the largest Super Smash Bros. tournament of all time
- Is an avid musician, who's released music under the moniker "Juice"
- Donated \$750,000 for a new turf field at his alma mater, Groveport Madison (Groveport, OH) HS in 2017, with the field now named Le'Veon Bell Field at Cruiser Stadium
- Grew up a Jets' fan among a family of Steelers fans, especially enjoying the running style of RB Curtis Martin
- Cites his high school principal, Donis Toler Jr., as a father figure, and his mother, as the two people responsible for helping him achieve success

— 2021 SEASON HIGHLIGHTS —

- Recorded 11 rushing yards on 4 carries in his Ravens debut, as Baltimore extended its 100-yard rushing streak to a record-tying 43 straight games, in the 23-7 win at Den. (10/3)

LE'VEON BELL'S NFL REGULAR SEASON RUSHING/RECEIVING STATISTICS

DATE	TEAM	RUSHING							RECEIVING				
		GP	GS	NO.	YDS.	AVG.	LG	TD	NO.	YDS.	AVG.	LG	TD
2013	Steelers	13	13	244	860	3.5	43	8	45	399	8.9	43	0
2014	Steelers	16	16	290	1,361	4.7	81	8	83	854	10.3	48	3
2015	Steelers	6	6	113	556	4.9	42	3	24	136	5.7	20	0
2016	Steelers	12	12	261	1,268	4.9	44	7	75	616	8.2	32	2
2017	Steelers	15	15	321	1,291	4.0	27	9	85	655	7.7	42	2
2019	Jets	15	15	245	789	3.2	19	3	66	461	7.0	23	1
2020	Jets	2	2	19	74	3.9	13	0	3	39	13.0	30	0
Went from N.Y. Jets to Kansas City.													
2020	Chiefs	9	2	63	254	4.0	16	2	13	99	7.6	18	0
2020	TOTAL	11	4	82	328	4.0	16	2	16	138	8.6	30	0
2021	Ravens	1	0	4	11	2.8	4	0	0	0	0.0	0	0
NFL TOTALS		89	81	1,560	6,464	4.1	81	40	394	3,259	8.3	48	8

LE'VEON BELL'S NFL POSTSEASON RUSHING/RECEIVING STATISTICS

DATE	TEAM	RUSHING							RECEIVING				
		GP	GS	NO.	YDS.	AVG.	LG	TD	NO.	YDS.	AVG.	LG	TD
2014	Steelers	0	0	0	0	0.0	0	0	0	0	0.0	0	0
2016	Steelers	3	3	65	357	5.5	38	2	4	3	0.8	4	0
2017	Steelers	1	1	16	67	4.2	21	1	9	88	9.8	22	1
2020	Chiefs	1	0	2	6	3.0	4	0	0	0	0.0	0	0
NFL TOTALS		5	4	83	430	5.2	38	3	13	91	7.0	22	1

SINGLE-GAME HIGHS: RUSHING/RECEIVING

Rush Attempts 38 at Buffalo Bills, Dec 11, 2016
Rushing Yards 236 at Buffalo Bills, Dec 11, 2016
Longest Runs 81 at Carolina Panthers, Sep 21, 2014
Rushing TDs 3 at Buffalo Bills, Dec 11, 2016
Receptions 12 vs. Green Bay Packers, Nov 26, 2017
Receiving Yards 159 vs. New Orleans Saints, Nov 30, 2014

Longest Receptions 48 vs. New Orleans Saints, Nov 30, 2014
Receiving TDs 1 vs. Buffalo Bills, Sep 08, 2019
 ...7 more at 1.
All-Purpose Yards 298 at Buffalo Bills, Dec 11, 2016
Miscellaneous Tackles 1 vs. Baltimore Ravens, Dec 25, 2016
 ...4 more at 1.
Most TDs 3 vs. Baltimore Ravens, Dec 10, 2017
 ...2 more at 3.
Rushing Average 8.0 vs. Kansas City Chiefs, Oct 02, 2016

17 LE'VEON BELL

2021 GAME-BY-GAME REGULAR-SEASON STATISTICS (RAVENS)

DATE	OPPONENT	P/S	RUSHING					RECEIVING					W/L	SCORE	
			NO.	YDS.	AVG.	LG	TD	NO.	YDS.	AVG.	LG	TD			
09/13	at Raiders													L	27-33+
09/19	Chiefs													W	36-35
09/26	at Lions													W	19-17
10/03	at Broncos	P	4	11	2.8	4	0	0	0	0.0	0	0	0	W	23-7
10/11	Colts													W	31-25+
2021 TOTALS		1-0	4	11	2.8	4	0	0	0	0.0	0	0	0	4-1	

+ - Overtime



49 CHRIS BOARD

COLLEGE: NORTH DAKOTA STATE
 INSIDE LINEBACKER BORN: 7/23/95, ORLANDO, FL
 6-2 | 237 EXP. (NFL/RAVENS): 4/4 GP/GS (PLAYOFFS): 52/2 (4/0)



— KEY TRANSACTIONS —

- Re-signed (one-year deal) with the Ravens on 3/16/21
- Chris Board signed with the Ravens as a rookie free agent on 5/4/18...Was one of three (WR/RS Janarion Grant and CB Darius Williams) undrafted rookies to make the Ravens' Week 1 53-man roster

— CAREER HIGHLIGHTS —

- Saw action on defense and special teams in all 16 games (two starts) in 2020...Produced career highs in tackles (24 – 18 solo), sacks (2.5), TFL (2) and QBHs (5), while registering his first-career FF and a PD for the NFL's No. 2 scoring defense (18.9 ppg) and No. 2 third-down defense (34.0%)...Added 7 special teams tackles as a key contributor for a unit that allowed only 5.7 yards per punt return (No. 4 in the NFL)
- Made his first-career start and teamed with S DeShon Elliott to help corral QB Ben Roethlisberger, producing the first sack and FF of his career, vs. Pit. (11/1/20)
- In 2019, tallied 6 special teams tackles and 5 tackles from scrimmage, helping Baltimore's defense rank No. 3 in points (17.6) and No. 4 in yards (300.6) allowed per game

- In 2018, led the Ravens with 12 special teams tackles (8 solo), playing in all 16 games (and 1 postseason contest) as an undrafted rookie free agent
- Made his first-career tackle from scrimmage in the Wild Card game vs. LAC (1/6/19)

— PERSONAL —

- Graduated with a degree in accounting & criminal justice, with a minor in psychology from NDSU

— 2021 SEASON HIGHLIGHTS —

- Notched a career-high 7 tackles on defense, while adding a team-high 2 ST tackles in the 23-7 win vs. Den. (10/3), as Baltimore's defense pitched a second-half shutout and limited the Broncos to a season-low 256 total yards
- Tallied 3 tackles on defense, while adding a team-high 2 ST tackles in the 36-35 win vs. KC (9/19)...Baltimore limited Kansas City to 1-of-6 (16.7%) on third down
- Posted 3 tackles (2 solo) and 1 QBH at LV (9/20)...Helped hold the Raiders to 3-of-6 in red zone TD efficiency, limiting them to 1 FG, forcing 1 turnover on downs and making 1 INT (CB Anthony Averett) inside the 20

CHRIS BOARD'S NFL REGULAR SEASON DEFENSIVE STATISTICS

DATE	TEAM	GP	GS	TACKLES								INTERCEPTIONS					FUMBLES				ST					MISC	
				TK	S	A	TFL	YDS	SK	YDS	QBH	NO	YDS	LG	TD	PD	FF	FR	TD	YDS	TK	S	A	FF	FR	S	A
2018	Ravens	16	0	0	0	0	0	0	0.0	0.0	0	0	0	0	0	0	0	0	0	0	12	8	4	0	0	0	0
2019	Ravens	15	0	5	3	2	1	1	0.0	0.0	0	0	0	0	0	0	1	0	0	0	5	3	2	0	0	0	0
2020	Ravens	16	2	24	15	9	2	10	2.5	11.0	5	0	0	0	0	1	1	0	0	0	7	5	2	0	0	0	0
2021	Ravens	5	0	17	9	8	0	0	0.0	0.0	1	0	0	0	0	0	0	0	0	0	4	3	1	0	0	0	0
NFL TOTALS		52	2	46	27	19	3	11	2.5	11.0	6	0	0	0	0	1	2	0	0	0	28	19	9	0	0	0	0

CHRIS BOARD'S NFL POSTSEASON DEFENSIVE STATISTICS

DATE	TEAM	GP	GS	TACKLES								INTERCEPTIONS					FUMBLES				ST					MISC	
				TK	S	A	TFL	YDS	SK	YDS	QBH	NO	YDS	LG	TD	PD	FF	FR	TD	YDS	TK	S	A	FF	FR	S	A
2018	Ravens	1	0	1	1	0	0	0	0.0	0.0	0	0	0	0	0	0	0	0	0	0	0	0	0	0	0	0	0
2019	Ravens	1	0	0	0	0	0	0	0.0	0.0	0	0	0	0	0	0	0	0	0	0	0	0	0	0	0	0	
2020	Ravens	2	0	1	1	0	0	0	0.0	0.0	0	0	0	0	0	0	0	0	0	0	0	0	0	0	0	0	
NFL TOTALS		4	0	2	2	0	0	0	0.0	0.0	0	0	0	0	0	0	0	0	0	0	0	0	0	0	0	0	

SINGLE-GAME HIGHS: DEFENSIVE

Total Tackles 7 at Denver Broncos, Oct 03, 2021
Sacks 2.0 vs. New York Giants, Dec 27, 2020
Passes Defensed 1 at Philadelphia Eagles, Oct 18, 2020

Forced Fumbles 1 vs. Pittsburgh Steelers, Nov 01, 2020
 ...1 more at 1.
Tackles For Loss 2 vs. New York Giants, Dec 27, 2020
Special Teams Tackles 2 at Denver Broncos, Oct 03, 2021
 ...5 more at 2.

49 CHRIS BOARD

2021 GAME-BY-GAME REGULAR-SEASON STATISTICS (RAVENS)

DATE	OPPONENT	P/S	TACKLES							INTERCEPTIONS					FUMBLES				ST					MISC		W/L	SCORE	
			TK	S	A	SK	YDS	TFL	YDS	QBH	NO	YDS	LG	TD	PD	FF	FR	TD	YDS	TK	S	A	FF	FR	S			A
09/13	at Raiders	P	3	2	1	0.0	0.0	0	0	1	0	0	0	0	0	0	0	0	0	0	0	0	0	0	0	0	L	27-33+
09/19	Chiefs	P	3	2	1	0.0	0.0	0	0	0	0	0	0	0	0	0	0	0	0	0	0	0	0	0	0	W	36-35	
09/26	at Lions	P	2	0	2	0.0	0.0	0	0	0	0	0	0	0	0	0	0	0	0	0	0	0	0	0	0	W	19-17	
10/03	at Broncos	P	7	5	2	0.0	0.0	0	0	0	0	0	0	0	0	0	0	0	0	0	0	0	0	0	0	W	23-7	
10/11	Colts	P	2	0	2	0.0	0.0	0	0	0	0	0	0	0	0	0	0	0	0	0	0	0	0	0	0	W	31-25+	
2021 TOTALS		5-0	17	9	8	0.0	0.0	0	0	1	0	0	0	0	0	0	0	0	0	0	0	0	0	0	0	4-1		

+ - Overtime



54 TYUS BOWSER

COLLEGE: HOUSTON
 OUTSIDE LINEBACKER BORN: 5/23/95, TYLER, TX
 6-3 | 242 EXP. (NFL/RAVENS): 5/5 GP/GS (PLAYOFFS): 68/7 (4/0)



— KEY TRANSACTIONS —

- Re-signed (four-year deal) with the Ravens on 3/16/21
- Tyus Bowser was selected by the Ravens in the second round (47th overall) of the 2017 NFL Draft

— HONORS —

- Pepsi Rookie of the Week (Week 2, 2017)

— CAREER HIGHLIGHTS —

- Recorded 3 INTs in 2020, marking a career high and the second most on the team (Marcus Peters - 4)
- In 2020, produced career highs with 34 tackles, 4 TFL, 14 QBHs, 3 INTs and 5 PD, while adding 2 sacks for the NFL's No. 2 scoring defense (18.9 ppg) and No. 2 third-down defense (34.0%)
- In 2019, posted 20 tackles, 5 sacks (-35 yards), 2 PD, 1 FF and 1 FR-TD, helping Baltimore's defense rank No. 3 in points (17.6) and No. 4 in yards (300.6) allowed per game...The Ravens' 6 defensive TDs tied Tampa Bay for No. 1 in the NFL
- Posted a 33-yard FR-TD – the first TD of his career – in the 49-13 win at Cin. (11/10/19)

- Registered his first-career INT (returned for 27 yards) and tallied 1 sack vs. Cle. (9/17/17)

— PERSONAL —

- Played shooting guard on the Houston basketball team during the 2013-14 and 2014-15 seasons
- Said that his basketball background has helped with his ability to play coverage linebacker
- Graduated with a degree in retailing & consumer science

— 2021 SEASON HIGHLIGHTS —

- Registered a career-high 6 tackles in the 31-25 win vs. Ind. (10/11), as Baltimore limited Indianapolis to 1-of-4 (25%) in the red zone
- Posted 3 tackles, 2 sacks, 2 TFL and 2 QBH in the 23-7 win vs. Den. (10/3), as Baltimore's defense pitched a second-half shutout and limited the Broncos to a season-low 256 total yards
- Registered 4 tackles on defense, while adding 1 ST tackle in the 36-35 win vs. KC (9/19)...Baltimore limited Kansas City to 1-of-6 (16.7%) on third down

TYUS BOWSER'S NFL REGULAR SEASON DEFENSIVE STATISTICS

DATE	TEAM	GP	GS	TACKLES							INTERCEPTIONS					FUMBLES				ST				MISC				
				TK	S	A	TFL	YDS	SK	YDS	QBH	NO	YDS	LG	TD	PD	FF	FR	TD	YDS	TK	S	A	FF	FR	S	A	
2017	Ravens	16	0	9	7	2	3	13	3.0	13.0	4	1	27	27	0	3	0	0	0	0	2	2	0	0	0	0	0	0
2018	Ravens	15	0	5	2	3	1	25	0.5	2.0	1	0	0	0	0	0	0	0	0	6	4	2	0	0	0	0	0	0
2019	Ravens	16	0	20	16	4	3	24	5.0	35.0	10	0	0	0	0	2	1	1	1	33	4	4	0	0	0	0	0	0
2020	Ravens	16	2	34	17	17	4	26	2.0	23.0	14	3	53	25	0	5	0	0	0	0	0	0	0	0	0	0	0	0
2021	Ravens	5	5	16	8	8	2	14	2.0	14.0	3	0	0	0	0	0	0	0	0	2	1	1	0	0	0	0	0	0
NFL TOTALS		68	7	84	50	34	13	102	12.5	87.0	32	4	80	27	0	10	1	1	1	33	14	11	3	0	0	0	0	0

TYUS BOWSER'S NFL POSTSEASON DEFENSIVE STATISTICS

DATE	TEAM	GP	GS	TACKLES							INTERCEPTIONS					FUMBLES				ST				MISC				
				TK	S	A	TFL	YDS	SK	YDS	QBH	NO	YDS	LG	TD	PD	FF	FR	TD	YDS	TK	S	A	FF	FR	S	A	
2018	Ravens	1	0	0	0	0	0	0	0.0	0.0	1	0	0	0	0	0	0	0	0	0	0	0	0	0	0	0	0	0
2019	Ravens	1	0	0	0	0	0	0	0.0	0.0	0	0	0	0	0	1	0	0	0	0	0	0	0	0	0	0	0	0
2020	Ravens	2	0	3	2	1	1	2	0.0	0.0	0	0	0	0	0	1	0	0	0	0	1	1	0	0	0	0	0	0
NFL TOTALS		4	0	3	2	1	1	2	0.0	0.0	1	0	0	0	0	2	0	0	0	0	1	1	0	0	0	0	0	0

SINGLE-GAME HIGHS: DEFENSIVE

Total Tackles 6 vs. Indianapolis Colts, Oct 11, 2021
Sacks 2.0 at Denver Broncos, Oct 03, 2021
 ...1 more at 2.0.
Passes Defensed 1 at Cleveland Browns, Dec 14, 2020
 ...9 more at 1.
Forced Fumbles 1 vs. New York Jets, Dec 12, 2019
Fumble Recoveries 1 at Cincinnati Bengals, Nov 10, 2019

Tackles For Loss 2 at Denver Broncos, Oct 03, 2021
Interceptions 1 at Cleveland Browns, Dec 14, 2020
 ...3 more at 1.
Interception Return Yards 27 vs. Cleveland Browns, Sep 17, 2017
Special Teams Tackles 1 at Denver Broncos, Oct 03, 2021
 ...13 more at 1.
Longest Opponent's Fumble Return 33 at Cincinnati Bengals, Nov 10, 2019

54 TYUS BOWSER

2021 GAME-BY-GAME REGULAR-SEASON STATISTICS (RAVENS)

DATE	OPPONENT	P/S	TACKLES							INTERCEPTIONS					FUMBLES				ST				MISC		W/L	SCORE		
			TK	S	A	SK	YDS	TFL	YDS	QBH	NO	YDS	LG	TD	PD	FF	FR	TD	YDS	TK	S	A	FF	FR			S	A
09/13	at Raiders	S	1	1	0	0.0	0.0	0	0	0	0	0	0	0	0	0	0	0	0	0	0	0	0	0	0	0	L	27-33+
09/19	Chiefs	S	4	2	2	0.0	0.0	0	0	0	0	0	0	0	0	0	0	0	0	0	0	0	0	0	0	0	W	36-35
09/26	at Lions	S	2	1	1	0.0	0.0	0	0	1	0	0	0	0	0	0	0	0	0	0	0	0	0	0	0	W	19-17	
10/03	at Broncos	S	3	2	1	2.0	14.0	2	14	2	0	0	0	0	0	0	0	0	0	0	0	0	0	0	0	W	23-7	
10/11	Colts	S	6	2	4	0.0	0.0	0	0	0	0	0	0	0	0	0	0	0	0	0	0	0	0	0	0	W	31-25+	
2021 TOTALS		5-5	16	8	8	2.0	14.0	2	14	3	0	0	0	0	0	0	0	0	0	0	0	0	0	0	0	0	4-1	

+ - Overtime





80

MILES BOYKIN

WIDE RECEIVER

6-4 | 220

COLLEGE: NOTRE DAME

BORN: 10/12/96, NEW LENOX, IL

EXP. (NFL/RAVENS): 3/3

GP/GS (PLAYOFFS): 33/24 (3/2)



— KEY TRANSACTIONS —

- Activated from Injured Reserve/Designated for Return on 10/11/21
- Placed on Injured Reserve (hamstring) on 9/1/21
- Miles Boykin was selected by the Ravens in the third round (93rd overall) of the 2019 NFL Draft...Was the second of two Ravens' picks in the third round (OLB Jaylon Ferguson)

— CAREER HIGHLIGHTS —

- Registered a career-high 4 TD receptions in 2020
- In 2020, played in all 16 games (13 starts), registering a career-high 19 receptions for 266 receiving yards and 4 TDs for the NFL's seventh-best scoring offense (29.3 ppg) and fourth-best third-down offense (48.8%)...Also contributed as an integral blocker in the Ravens' top-ranked rushing attack (191.9 ypg), which produced the third-most yards (3,071) ever in a 16-game NFL season

- Finished his rookie season (2019) with 13 catches for 198 yards and 3 TDs, helping the Ravens produce the league's No. 1 scoring offense (33.2 ppg)
- Hauled in 2 receptions, including a 50-yarder that set up a K Justin Tucker FG, for a career-high 55 yards in the 30-16 win at Sea. (10/20/19)
- In his NFL debut, posted a 5-yard TD on his first-career-reception in the 59-10, season-opening victory at Mia. (9/8/19)...Helped the Ravens set single-game franchise records in yards (643) and points (59)

— PERSONAL —

- Wore No. 81 in college in honor of Calvin Johnson, one of his favorite receivers, and his brother and teammate, George, who gave him the number in high school after an injury halted his football career
- Graduated with a degree in marketing

MILES BOYKIN'S NFL REGULAR SEASON RUSHING/RECEIVING STATISTICS

DATE	TEAM	GP	GS	RECEIVING					RUSHING				
				NO.	YDS.	AVG.	LG	TD	NO.	YDS.	AVG.	LG	TD
2019	Ravens	16	11	13	198	15.2	50	3	0	0	0.0	0	0
2020	Ravens	16	13	19	266	14.0	43t	4	0	0	0.0	0	0
2021	Ravens	1	0	0	0	0.0	0	0	0	0	0.0	0	0
NFL TOTALS		33	24	32	464	14.5	50	7	0	0	0.0	0	0

MILES BOYKIN'S NFL POSTSEASON RUSHING/RECEIVING STATISTICS

DATE	TEAM	GP	GS	RECEIVING					RUSHING				
				NO.	YDS.	AVG.	LG	TD	NO.	YDS.	AVG.	LG	TD
2019	Ravens	1	0	3	26	8.7	13	0	0	0	0.0	0	0
2020	Ravens	2	2	3	20	6.7	11	0	0	0	0.0	0	0
NFL TOTALS		3	2	6	46	7.7	13	0	0	0	0.0	0	0

SINGLE-GAME HIGHS: RECEIVING

Receptions 4 at Houston Texans, Sep 20, 2020
Receiving Yards 55 at Seattle Seahawks, Oct 20, 2019
Longest Receptions 50 at Seattle Seahawks, Oct 20, 2019

Receiving TDs 1 at Cincinnati Bengals, Jan 03, 2021
 ...6 more at 1.
Special Teams Tackles 1 at Cleveland Browns, Dec 14, 2020
 ...1 more at 1.
Receiving Average 12.3 vs. Cleveland Browns, Sep 13, 2020

2021 GAME-BY-GAME REGULAR-SEASON STATISTICS (RAVENS)

DATE	OPPONENT	P/S	RECEIVING					RUSHING					W/L	SCORE	
			NO.	YDS.	AVG.	LG	TD	NO.	YDS.	AVG.	LG	TD			
09/13	at Raiders												L	27-33+	
09/19	Chiefs												W	36-35	
09/26	at Lions												W	19-17	
10/03	at Broncos												W	23-7	
10/11	Colts	P	0	0	0.0	0	0	0	0	0	0.0	0	0	W	31-25+
2021 TOTALS		1-0	0	0	0.0	0	0	0	0	0	0.0	0	0	4-1	

+ - Overtime



86 NICK BOYLE

TIGHT END
6-4 | 270

COLLEGE: DELAWARE
BORN: 2/17/93, SUSSEX, NJ
EXP. (NFL/RAVENS): 7/7

GP/GS (PLAYOFFS): 73/50 (2/1)



— KEY TRANSACTIONS —

- Placed on Injured Reserve (knee) on 9/10/21
- Placed on Injured Reserve (knee) on 11/17/20
- Signed a three-year extension with the Ravens on 3/7/19
- Selected by the Ravens in the fifth round (171st overall) of the 2015 NFL Draft
- Was the first of two Baltimore draft picks in the fifth round (G Robert Myers, 176th)

— CAREER HIGHLIGHTS —

- In 2020, started all nine games in which he appeared, recording 14 receptions for 113 yards and 2 TDs before suffering a season-ending knee injury in Week 10...Helped block for the NFL's No. 1 rushing attack (191.9 ypg), which produced the third-most yards (3,071) ever in a 16-game NFL season...Baltimore owned the seventh-best scoring offense (29.3 ppg) and fourth-best third-down offense (48.8%)...The Ravens also tallied a franchise-record 24 rushing TDs
- In 2019, recorded career-highs in receiving yards (321), receptions (31) and receiving TDs (2), helping the Ravens produce the league's No. 1 scoring offense (33.2 ppg)...Was a key run-blocker, assisting Baltimore in setting a new NFL single-season record for rushing yards (3,296)...Baltimore also became the first team in NFL history to average at least 200 rushing (206.0) and 200 net passing (201.6) yards per game in a season
- In 2019, helped the Ravens set new single-season franchise records for total TDs (64), points (531), rushing yards (3,296) and total net yards (6,521)

- Posted a career-high 78 yards on 4 catches in the victory at Cin. (11/10/19)
- Scored his first pro TD (on a 5-yard pass from QB Lamar Jackson) on the 91st reception of his five-year career in the 37-20 victory vs. NE (11/3/19)
- In 2018, posted 23 receptions for a then-career-high 213 yards, helping the Ravens' offense produce a then-single-season team-record 5,999 total net yards
- In 2017, posted 28 catches for 213 yards, helping Baltimore post the NFL's No. 9 scoring attack (24.7 ppg)
- Recorded 44 receiving yards on 6 receptions (7.3 avg.) in 2016, helping QB Joe Flacco post a franchise-record 4,317 passing yards
- Registered 153 yards on 18 receptions (8.5 avg.) for the league's No. 8 passing attack (266.9 ypg), which gained a single-season franchise-record 4,271 net passing yards, as a rookie in 2015

— PERSONAL —

- Has two sisters who were college athletes: Lauren was a four-year starter in basketball at Muhlenberg (PA) College, while Kate played soccer for two seasons at Susquehanna (PA) University
- Favorite hobbies are fishing and building remote-controlled cars and planes
- Nick and his wife, Kristina, have a son, Broc Ryan (1) and a newborn daughter, Blakely Grace.
- Went to long-snapping camps in high school, initially thinking he would be primarily a long snapper in college

NICK BOYLE'S NFL REGULAR SEASON RUSHING/RECEIVING STATISTICS

DATE	TEAM	GP	GS	RECEIVING					RUSHING				
				NO.	YDS.	AVG.	LG	TD	NO.	YDS.	AVG.	LG	TD
2015	Ravens	11	2	18	153	8.5	25	0	0	0	0.0	0	0
2016	Ravens	6	0	6	44	7.3	20	0	0	0	0.0	0	0
2017	Ravens	15	11	28	203	7.3	16	0	0	0	0.0	0	0
2018	Ravens	16	13	23	213	9.3	25	0	0	0	0.0	0	0
2019	Ravens	16	15	31	321	10.4	35	2	0	0	0.0	0	0
2020	Ravens	9	9	14	113	8.1	21	2	0	0	0.0	0	0
2021	Ravens	0	0	0	0	0.0	0	0	0	0	0.0	0	0
NFL TOTALS		73	50	120	1,047	8.7	35	4	0	0	0.0	0	0

NICK BOYLE'S NFL POSTSEASON RUSHING/RECEIVING STATISTICS

DATE	TEAM	GP	GS	RECEIVING					RUSHING				
				NO.	YDS.	AVG.	LG	TD	NO.	YDS.	AVG.	LG	TD
2018	Ravens	1	0	0	0	0.0	0	0	0	0	0.0	0	0
2019	Ravens	1	1	0	0	0.0	0	0	0	0	0.0	0	0
2020	Ravens	0	0	0	0	0.0	0	0	0	0	0.0	0	0
NFL TOTALS		2	1	0	0	0.0	0	0	0	0	0.0	0	0

86 NICK BOYLE

SINGLE-GAME HIGHS: RECEIVING

Receptions 5 vs. New England Patriots, Nov 03, 2019
...1 more at 5.

Receiving Yards 78 at Cincinnati Bengals, Nov 10, 2019

Longest Receptions 35 at Cincinnati Bengals, Nov 10, 2019

Receiving TDs 1 at Philadelphia Eagles, Oct 18, 2020
...3 more at 1.

2021 GAME-BY-GAME REGULAR-SEASON STATISTICS (RAVENS)

DATE	OPPONENT	P/S	RECEIVING					RUSHING					W/L	SCORE	
			NO.	YDS.	AVG.	LG	TD	NO.	YDS.	AVG.	LG	TD			
09/13	at Raiders													L	27-33+
09/19	Chiefs													W	36-35
09/26	at Lions													W	19-17
10/03	at Broncos													W	23-7
10/11	Colts													W	31-25+
2021 TOTALS		0-0	0	0	0.0	0	0	0	0	0	0.0	0	0	4-1	

+ - Overtime



77

BRADLEY BOZEMAN

CENTER/GUARD

6-5 | 325

COLLEGE: ALABAMA

BORN: 11/24/94, ROANOKE, AL

EXP. (NFL/RAVENS): 4/4

GP/GS (PLAYOFFS): 51/38 (4/3)



— KEY TRANSACTIONS —

- Bradley Bozeman was selected by the Ravens in the sixth round (215th overall) of the 2018 NFL Draft...Was the third (S DeShon Elliott, 190th, and T Greg Senat, 212th) of Baltimore's three picks in the round

— HONORS —

- Ravens NFL Walter Payton Man of the Year (2020)

— CAREER HIGHLIGHTS —

- Helped block for a Ravens rushing attack that topped 100 rushing yards in 43 consecutive games (2018-21), tying for the longest streak of its kind in NFL history (Pittsburgh – 1974-77)
- In 2020, started at LG in all 16 games, helping block for the NFL's No. 1 rushing attack (191.9 ypg), which produced the third-most yards (3,071) ever in a 16-game NFL season... Baltimore owned the seventh-best scoring offense (29.3 ppg) and fourth-best third-down offense (48.8%)... The Ravens also tallied a franchise-record 24 rushing TDs
- Started at LG and helped block for a rushing attack that totaled 110 ground yards and 2 TDs in the 24-10 win at Ind. (11/8/20)... Baltimore scored 17 unanswered in the second half to capture the victory and set an NFL record with its 31st-straight game scoring at least 20 points
- In 2019, helped the Ravens set an NFL record for single-season rushing yards (3,296) and produce the NFL's No. 1 scoring offense (33.2 ppg)... Assisted Baltimore in becoming the first team in NFL history to average at least 200 rushing (206.0) and 200 net passing (201.6) yards per game in a season
- Helped the Ravens set new single-season franchise records for total TDs (64), points (531), rushing yards (3,296) and total net yards (6,521)
- Blocked for NFL MVP QB Lamar Jackson, who produced one of the greatest seasons ever by a QB in 2019... Jackson threw an NFL-high 36 TDs (also a franchise record) and posted 1,206 rushing yards, the most by a QB in NFL single-season history
- In the Week 15 win vs. NYJ, blocked for QB Lamar Jackson, who set the NFL single-season rushing record for a QB and threw 5 TD passes in a game for the third time in the 2019 season (12/12/19)
- In 2018, helped the Ravens produce the NFL's No. 2 rushing attack, totaling 2,441 yards (152.6 ypg)... Marked the then-second-most rushing yards in franchise single-season history

- Played 28 snaps at LG, seeing relief for G/T James Hurst, as part of an offensive line that helped pave the way for 242 rushing yards in the 20-12 win vs. TB (12/16/18)... Baltimore became the first team since 1976 (Steelers) to rush for at least 190 yards in five-consecutive games
- Made his first-career start at LG for an O-line that helped the offense record 351 total yards vs. NO (10/21/18)... Filled in for an injured G/T Alex Lewis (neck)

— PERSONAL —

- Made headlines after Alabama's 2017 National Championship win by proposing to his wife, Nikki, on the field... Bozeman and Nikki were married in March 2019
- The couple launched the Bradley and Nikki Bozeman Foundation, which works with at-risk children and their families with a focus on the dangers of childhood bullying, aiming to reinforce the importance of respect and standing up for others in vulnerable positions... The foundation also focuses on food security in underserved communities, regularly distributing thousands of meals to those in need
- Graduated with a degree in exercise & sport science from the University of Alabama and is pursuing a master's in sports business management

— 2021 SEASON HIGHLIGHTS —

- Started at center, helping block for a passing attack that produced a single-game franchise-record 437 passing yards in the 31-25 win vs. Ind. (10/11)... QB Lamar Jackson finished 37-of-43 passing for 442 yards and 4 TDs (140.5 rating), becoming the first QB in NFL history to complete at least 85% of his passes in a 400-yard game
- Started at center, helping block for a ground game that extended its 100-yard rushing streak to an NFL-record-tying 43 straight games, in the 23-7 win at Den. (10/3)... Also protected QB Lamar Jackson, who passed for a season-high 316 yards and 1 TD
- Started at center and helped block for a rushing attack that produced 251 yards in the 36-35 win vs KC (9/19)... Baltimore eclipsed 100 rushing yards for the 41st-straight game, as the offense converted 6-of-11 (54.5%) third downs and scored a TD on all four red zone opportunities
- Made his first-career start at center at LV (9/13), helping Baltimore gain 189 yards on the ground to extend its 100-yard rushing streak to 40 games... Also blocked for QB Lamar Jackson, who completed 19-of-30 passes for 235 yards and 1 TD, adding 86 rushing yards



77 BRADLEY BOZEMAN

BRADLEY BOZEMAN'S NFL REGULAR SEASON STATISTICS

DATE	TEAM	GP	GS
2018	Ravens	14	1
2019	Ravens	16	16
2020	Ravens	16	16
2021	Ravens	5	5
NFL TOTALS		51	38

BRADLEY BOZEMAN'S NFL POSTSEASON STATISTICS

DATE	TEAM	GP	GS
2018	Ravens	1	0
2019	Ravens	1	1
2020	Ravens	2	2
NFL TOTALS		4	3

2021 GAME-BY-GAME REGULAR-SEASON STATISTICS (RAVENS)

DATE	OPPONENT	P/S	W/L	SCORE
09/13	at Raiders	S	L	27-33+
09/19	Chiefs	S	W	36-35
09/26	at Lions	S	W	19-17
10/03	at Broncos	S	W	23-7
10/11	Colts	S	W	31-25+
2021 TOTALS		5-5	4-1	

+ - Overtime



S

MARQUISE BROWN

WIDE RECEIVER

5-9 | 180

COLLEGE: OKLAHOMA

BORN: 6/4/97, HOLLYWOOD, FL

EXP. (NFL/RAVENS): 3/3

GP/GS (PLAYOFFS): 35/30 (3/2)



— KEY TRANSACTIONS —

- Marquise Brown was selected by the Ravens in the first round (25th overall) of the 2019 NFL Draft

— CAREER HIGHLIGHTS —

- His 10 receiving TDs of 20-plus yards are tied (with WR Mike Evans) for the second most in the NFL since entering the league in 2019 (Tyreek Hill – 15)
- His 15 receiving TDs from 2019-20 tied (WR Torrey Smith) for the most by a homegrown Raven in his first two seasons
- With 101 receiving yards in the season-opening win vs. Cle. (9/13/20) of the 2020 season and 147 receiving yards in the season-opening win at Mia. (9/18/19) of the 2019 season, Brown became the fifth player in NFL history, and first since Louis Lipps (1984-85), with at least 100 receiving yards on Kickoff Weekend during both his rookie and second season
- In 2020, led the team and set new career-highs in receptions (58), receiving yards (769) and receiving TDs (8) in 16 games of action (14 starts) for the for the NFL's seventh-best scoring offense (29.3 ppg) and fourth-best third-down offense (48.8%)... Ended the regular season with a TD in five of his final six games
- Finished his 2019 rookie season with 46 receptions for 584 receiving yards and 7 TDs, helping the Ravens produce the league's No. 1 scoring offense (33.2 ppg)
- His 7 TD catches in 2019 tied (Marlon Brown, 2013 & Torrey Smith, 2011) for the most by a rookie in team history
- Helped the Ravens set new single-season franchise records for total TDs (64), points (531), rushing yards (3,296) and total net yards (6,521)
- Recorded game highs in catches (7) and receiving yards (126) in the Divisional Playoff vs. Ten. (1/11/20)...Became the first rookie in franchise history to surpass the 100-yard receiving mark in a playoff game, while his 126 yards also stand as the second most in a Ravens' playoff game (Anquan Boldin, 145 yards on 1/6/13 vs. Ind.)
- Posted 147 yards and 2 TDs on 4 receptions (36.8 avg.) in his NFL debut at Mia. (9/8/19)...Brown scored 47- and 83-yard TDs on his first two NFL catches to become the first player in league history to notch two 40-plus-yard TD catches in a career debut

— PERSONAL —

- Nickname is "Hollywood," which is the city where Brown grew up...Sports announcer Gus Johnson first coined the nickname while calling a big game of Brown's in 2017
- Received a "Key to the City" in his hometown of Hollywood, FL, on 7/4/21
- Originally didn't receive a D-I scholarship offer out of high school...Opted to play at College of the Canyons (Santa Clarita, CA) for one year...To pay for school, worked at Six Flags as an operator on the ride "Full Throttle"
- Played Pop Warner football against QB Lamar Jackson
- Is the cousin of WR Antonio Brown
- Majored in human relations at Oklahoma

— 2021 SEASON HIGHLIGHTS —

- Registered 9 receptions for 125 yards and 2 TDs in the 31-25 win vs. Ind. (10/11)...Brown's first score came on a 43-yard strike for Baltimore's first TD of the game, while his second was a game-winning 5-yarder in OT...Joined TE Mark Andrews to form the first tandem in Ravens franchise history with 100 receiving yards and 2 TD grabs, respectively, in the same game
- Registered 4 receptions for a team-high 91 yards and 1 TD in the 23-7 win at Den. (10/3)...His diving 49-yard TD grab gave the Ravens their first lead of the game, which they never relinquished...It marked his ninth-career receiving TD of 20-plus yards since entering the league in 2019, tying WR Darius Slayton for the NFL's second most such scores over that span (Tyreek Hill – 15)
- Posted a game-high 113 receiving yards and 1 TD on 6 catches, marking the third 100-yard output of his career, in the 36-35 win vs. KC (9/19)...His 42-yard TD reception in the third quarter capped a 4-play, 75-yard drive to pull Baltimore within 4 points of Kansas City...It marked his fourth-straight game with a TD and eighth receiving score over the last eight games dating back to 2020
- Recorded 6 receptions for 69 yards and 1 TD, adding 1 carry for 5 yards at LV (9/13)...With his 10-yard TD reception, Brown has 7 TD grabs in his last seven regular season contests (since Week 12, 2020), marking the second-most TD receptions in the NFL over that span (Davante Adams – 8)...Became one of three players (joining WRs Louis Lipps and Tyreek Hill) since the 1970 NFL merger to notch at least 300 receiving yards and 3 TD grabs over his first three NFL Kickoff Weekends

5 MARQUISE BROWN

MARQUISE BROWN'S NFL REGULAR SEASON RUSHING/RECEIVING STATISTICS

DATE	TEAM	GP	GS	RECEIVING					RUSHING				
				NO.	YDS.	AVG.	LG	TD	NO.	YDS.	AVG.	LG	TD
2019	Ravens	14	11	46	584	12.7	83t	7	0	0	0.0	0	0
2020	Ravens	16	14	58	769	13.3	70t	8	1	1	1.0	1	0
2021	Ravens	5	5	28	451	16.1	49t	5	1	5	5.0	5	0
NFL TOTALS		35	30	132	1,804	13.7	83T	20	2	6	3.0	5	0

MARQUISE BROWN'S NFL POSTSEASON RUSHING/RECEIVING STATISTICS

DATE	TEAM	GP	GS	RECEIVING					RUSHING				
				NO.	YDS.	AVG.	LG	TD	NO.	YDS.	AVG.	LG	TD
2019	Ravens	1	1	7	126	18.0	38	0	0	0	0.0	0	0
2020	Ravens	2	1	11	196	17.8	30	0	2	19	9.5	15	0
NFL TOTALS		3	2	18	322	17.9	38	0	2	19	9.5	15	0

SINGLE-GAME HIGHS: RUSHING/RECEIVING

Rush Attempts 1 at Las Vegas Raiders, Sep 13, 2021
...1 more at 1.

Rushing Yards 5 at Las Vegas Raiders, Sep 13, 2021

Longest Runs 5 at Las Vegas Raiders, Sep 13, 2021

Receptions 9 vs. Indianapolis Colts, Oct 11, 2021

Receiving Yards 147 at Miami Dolphins, Sep 08, 2019

Longest Receptions 83t at Miami Dolphins, Sep 08, 2019

Receiving TDs 2 vs. Indianapolis Colts, Oct 11, 2021
...3 more at 2.

All-Purpose Yards 147 at Miami Dolphins, Sep 08, 2019

Kickoff Returns 1 vs. Cincinnati Bengals, Oct 11, 2020

Kickoff Return Yards 30 vs. Cincinnati Bengals, Oct 11, 2020

Longest Kickoff Return 30 vs. Cincinnati Bengals, Oct 11, 2020

Receiving Average 36.8 at Miami Dolphins, Sep 08, 2019

2021 GAME-BY-GAME REGULAR-SEASON STATISTICS (RAVENS)

DATE	OPPONENT	P/S	RECEIVING					RUSHING					W/L	SCORE
			NO.	YDS.	AVG.	LG	TD	NO.	YDS.	AVG.	LG	TD		
09/13	at Raiders	S	6	69	11.5	29	1	1	5	5.0	5	0	L	27-33+
09/19	Chiefs	S	6	113	18.8	42t	1	0	0	0.0	0	0	W	36-35
09/26	at Lions	S	3	53	17.7	37	0	0	0	0.0	0	0	W	19-17
10/03	at Broncos	S	4	91	22.8	49t	1	0	0	0.0	0	0	W	23-7
10/11	Colts	S	9	125	13.9	43t	2	0	0	0.0	0	0	W	31-25+
2021 TOTALS		5-5	28	451	16.1	49T	5	1	5	5.0	5	0	4-1	

+ - Overtime



56 JOSH BYNES

COLLEGE: AUBURN
 INSIDE LINEBACKER BORN: 8/24/89, LAUDERDALE LAKES, FL
 6-1 | 235 EXP. (NFL/RAVENS): 10/4 GP/GS (PLAYOFFS): 119/63 (7/1)



— KEY TRANSACTIONS —

- Signed to the Ravens' active roster on 9/28/21
- Activated from the practice squad (COVID-19 replacement) on 9/26/21 at Det.
- Signed to the Ravens' practice squad on 9/6/21
- Signed by Carolina on 8/11/21
- Signed by Cincinnati on 3/25/20
- Signed to the Ravens' 53-man roster on 10/2/19 after being released by the Cardinals on 3/6/19
- Placed on Injured Reserve (thumb) on 11/26/18
- Signed by the Cardinals on 8/5/17
- Released by the Lions on 5/10/17
- Placed on the Lions' Injured Reserve list on 9/4/16
- Signed by the Detroit Lions on 9/23/14
- Released from the practice squad on 9/23/14
- Signed to the Ravens' practice squad on 9/4/14
- Waived by the Ravens on 9/2/14
- Elevated to the Ravens' 53-man roster on 12/17/12
- Signed to the Ravens' practice squad on 9/1/12
- Released by the Ravens on 8/31/12
- Elevated to the Ravens' 53-man roster on 1/14/12
- Signed to the Ravens' practice squad on 12/1/11
- Released by the Ravens on 11/29/11
- Elevated to the Ravens' 53-man roster on 11/23/11
- Released by the Ravens on 9/3/11 and signed to the practice squad on 11/9/11
- Originally signed by the Ravens as an undrafted rookie free agent in 2011

— CAREER HIGHLIGHTS —

- In 10 seasons from 2011-21, Bynes has seen action for Baltimore (2011-14, 2019, 2021), Detroit (2014-16), Arizona (2017-18) and Cincinnati (2020), totaling 119 games played with 63 starts...Has 459 career tackles, 4 INTs and 3 FRs
- In 2020, started all 16 games for first time in his career with Cincinnati...Tallied a career-high 99 tackles with 5 TFL and 1 sack
- In 2019, totaled 45 tackles, 1 sack, 2 INTs and 4 PD, helping Baltimore's defense rank No. 3 in points (17.6) and No. 4 in yards (300.6) allowed per game
- In 2017, became a valued backup on the NFL's sixth-ranked defense in Arizona
- In 2015, competed in all 16 games for the first time in his career and established then-career highs with 11 starts, 80 tackles (54 solo), 5 PD, 1 FF and a half sack
- Recorded his first-career INT and totaled 19 tackles (16 solo), 1 FR and 3 special teams tackles in 2014
- In 2012 with the Ravens, competed in all four playoff games and had 2 special teams tackles, including the final tackle in Baltimore's Super Bowl XLVII victory

— PERSONAL —

- While at Auburn, helped the Tigers win the 2011 BCS National Championship...Totaled 238 tackles, 1 FF and 12 PD during his collegiate career

— 2021 SEASON HIGHLIGHTS —

- Notched 4 tackles (3 solo) in his first game of the 2021 season in the 19-17 win at Det. (9/26)

JOSH BYNES' NFL REGULAR SEASON DEFENSIVE STATISTICS

DATE	TEAM	GP	GS	TACKLES							INTERCEPTIONS					FUMBLES				ST					MISC				
				TK	S	A	TFL	YDS	SK	YDS	QBH	NO	YDS	LG	TD	PD	FF	FR	TD	YDS	TK	S	A	FF	FR	S	A		
2011	Ravens	1	0	0	0	0	0	0	0.0	0.0	0	0	0	0	0	0	0	0	0	0	0	0	0	0	0	0	0		
2012	Ravens	10	3	31	18	13	1	0	0.0	0.0	1	0	0	0	0	1	0	0	0	0	0	3	1	2	0	0	0	0	
2013	Ravens	15	6	41	19	22	1	3	0.0	0.0	1	0	0	0	0	3	0	0	0	0	0	4	3	1	0	0	0	0	
2014	Ravens	0	0	0	0	0	0	0	0.0	0.0	0	0	0	0	0	0	0	0	0	0	0	0	0	0	0	0	0	0	
Went from Baltimore to Detroit.																													
2014	Lions	13	0	19	16	3	2	7	0.0	0.0	1	1	17	17	0	1	0	1	0	0	0	3	2	1	0	0	0	0	0
2014	TOTAL	13	0	19	16	3	2	7	0.0	0.0	1	1	17	17	0	1	0	1	0	0	0	3	2	1	0	0	0	0	0
2015	Lions	16	11	80	54	26	5	9	0.5	5.5	3	0	0	0	0	5	1	0	0	0	2	2	0	0	0	0	0	0	0
2016	Lions	9	8	38	26	12	4	13	0.0	0.0	0	0	0	0	0	4	0	0	0	0	0	0	0	0	0	0	0	0	0
2017	Cardinals	14	1	27	24	3	2	5	1.0	2.0	1	1	25	25	0	3	1	0	0	0	9	7	2	1	0	0	0	0	0
2018	Cardinals	11	11	75	52	23	5	27	2.0	22.0	3	0	0	0	0	5	0	1	1	23	0	0	0	0	0	0	0	0	0
2019	Ravens	12	7	45	22	23	6	14	1.0	0.0	2	2	7	6	0	4	0	0	0	0	1	1	0	0	0	0	0	0	0
2020	Bengals	16	16	99	53	46	5	9	1.0	0.0	2	0	0	0	0	2	0	1	0	0	0	0	0	0	0	0	0	0	0
2021	Ravens	2	0	4	2	2	0	0	0.0	0.0	0	0	0	0	0	0	0	0	0	0	0	0	0	0	0	0	0	0	0
NFL TOTALS		119	63	459	286	173	31	87	5.5	29.5	14	4	49	25	0	28	2	3	1	23	22	16	6	1	0	0	0	0	0

56 JOSH BYNES

JOSH BYNES' NFL POSTSEASON DEFENSIVE STATISTICS

DATE	TEAM	GP	GS	TACKLES							INTERCEPTIONS					FUMBLES				ST				MISC					
				TK	S	A	TFL	YDS	SK	YDS	QBH	NO	YDS	LG	TD	PD	FF	FR	TD	YDS	TK	S	A	FF	FR	S	A		
2011	Ravens	0	0	0	0	0	0	0	0	0.0	0.0	0	0	0	0	0	0	0	0	0	0	0	0	0	0	0	0	0	
2012	Ravens	4	0	0	0	0	0	0	0	0.0	0.0	0	0	0	0	0	0	0	0	0	0	0	0	2	2	0	0	0	0
2014	Lions	1	0	1	1	0	0	0	0	0.0	0.0	0	0	0	0	0	0	0	0	0	0	0	0	0	0	0	0	0	0
2016	Lions	1	1	7	1	6	0	0	0	0.0	0.0	0	0	0	0	0	0	0	0	0	0	0	0	0	0	0	0	0	0
2019	Ravens	1	0	6	2	4	0	0	0	0.0	0.0	0	0	0	0	0	0	0	0	0	0	0	0	0	0	0	0	0	0
NFL TOTALS		7	1	14	4	10	0	0	0.0	0.0	0	0	0	0	0	0	0	0	0	0	0	0	0	2	2	0	0	0	0

SINGLE-GAME HIGHS: DEFENSIVE

Total Tackles	13 vs. Denver Broncos, Dec 16, 2012	Tackles For Loss	2 vs. Chicago Bears, Dec 11, 2016
Sacks	1.0 vs. Los Angeles Chargers, Sep 13, 2020 ...4 more at 1.0.	Interceptions	1 vs. Houston Texans, Nov 17, 2019 ...3 more at 1.
Passes Defensed	2 vs. New York Giants, Nov 29, 2020 ...1 more at 2.	Interception Return Yards	25 vs. Tennessee Titans, Dec 10, 2017
Forced Fumbles	1 vs. Jacksonville Jaguars, Nov 26, 2017 ...1 more at 1.	Special Teams Tackles	2 at Los Angeles Rams, Oct 22, 2017 ...2 more at 2.
Fumble Recoveries	1 vs. Pittsburgh Steelers, Dec 21, 2020 ...2 more at 1.	Special Teams Forced Fumbles	1 at Indianapolis Colts, Sep 17, 2017

2021 GAME-BY-GAME REGULAR-SEASON STATISTICS (RAVENS)

DATE	OPPONENT	P/S	TACKLES							INTERCEPTIONS					FUMBLES				ST				MISC		W/L	SCORE		
			TK	S	A	SK	YDS	TFL	YDS	QBH	NO	YDS	LG	TD	PD	FF	FR	TD	YDS	TK	S	A	FF	FR			S	A
09/13	at Raiders																									L	27-33+	
09/19	Chiefs																									W	36-35	
09/26	at Lions	P	4	2	2	0.0	0.0	0	0	0	0	0	0	0	0	0	0	0	0	0	0	0	0	0	0	0	W	19-17
10/03	at Broncos	P	0	0	0	0.0	0.0	0	0	0	0	0	0	0	0	0	0	0	0	0	0	0	0	0	0	W	23-7	
10/11	Colts																									W	31-25+	
2021 TOTALS		2-0	4	2	2	0.0	0.0	0	0	0	0	0	0	0	0	0	0	0	0	0	0	0	0	0	0	0	4-1	

+ - Overtime



93



CALAIS CAMPBELL

DEFENSIVE END

6-8 | 300

COLLEGE: MIAMI (FLA)

BORN: 9/1/86, DENVER, CO

EXP. (NFL/RAVENS): 14/2

GP/GS (PLAYOFFS): 203/185 (14/9)



— KEY TRANSACTIONS —

- Signed a one-year contract extension (through 2021) with the Ravens on 3/21/20
- Acquired by Baltimore from the Jacksonville Jaguars on 3/19/20 in exchange for a 2020 fifth-round draft choice
- Signed with Jacksonville as an unrestricted free agent (Ari.) on 3/10/17
- Re-signed with the Cardinals on 5/10/12
- Originally selected by the Arizona Cardinals in the second round (50th overall) of the 2008 NFL Draft

— HONORS —

- Six-time Pro Bowler (2014-15, 2017-20)
- NFL All-Decade Team (2010s)
- NFL Walter Payton Man of the Year (2019)
- Bart Starr Award (2019)
- PFWA All-AFC Team (2019)
- Pro Bowl Defensive MVP Award (2019)
- Two-time AFC Defensive Player of the Week (Week 6, 2020; Week 3, 2019)
- AP first-team All-Pro as a DE (2017)
- PFWA and *Sporting News* Defensive Player of the Year (2017)
- NFL 101 Awards AFC Defensive Player of the Year (2017)
- AP second-team All-Pro as a DT (2016-17)
- NFLPA Community MVP (Nov. 2014, Oct. 2016, Oct. 2019)
- AP second-team All-Pro as a DE (2014)
- Pop Warner Humanitarian Award (2015)

— CAREER HIGHLIGHTS —

- Has played in 203 games with 185 starts during his 14-year career, which both rank as the most among active NFL defensive linemen...Has totaled 732 tackles (540 solo), 92 sacks, 159 TFL, 14 FFs, 11 FRs (3 returned for TDs), 54 PD and 3 INTs...His 8 blocked field goals tie Craig Terrill for the third most since the 1970 NFL merger
- In 2020, Campbell notched his 12th-consecutive season with at least 4 sacks, marking the NFL's longest such active streak

- Earning his sixth-overall and fourth-consecutive Pro Bowl nod in 2020, Campbell started all 12 games in which he appeared, producing 28 tackles, 4 sacks, 10 QBHs, 5 TFL and 6 PD for the NFL's No. 2 scoring defense (18.9 ppg) and No. 2 third-down defense (34.0%)
- Recorded at least 6 sacks in all but three seasons of his 12-year NFL career (2020, 4; 2015, 5; 2008, 0)
- Is one of only five active D-linemen with more than 50-career PD (Carlos Dunlap, 62; J.J. Watt, 61; Jason Pierre-Paul, 57; Calais Campbell, 54; Cameron Jordan, 50)
- Since 2008, his 156 TFL rank No. 2 in the NFL, trailing only J.J. Watt's 175

— PERSONAL —

- Grew up in a household of 10 (five brothers, two sisters)
- While in seventh grade, both his parents lost their jobs as accountants, and the family lived out of a homeless shelter for eight months
- His younger brother, Jared, played safety at Miami (FL) and spent time with the Cardinals during training camp in 2011...His older brother, Ciare, was a DB at Colorado State from 2004-05, and his brother, Raj, played football at Butte and Orange County Junior Colleges and was a WR at Adams State...His brother, Severin, played football at the University of Montana
- In 2007, graduated with a degree in sociology from the University of Miami (FL)

— 2021 SEASON HIGHLIGHTS —

- Posted 4 tackles, 1 TFL and 1 QBH in the 31-25 win vs. Ind. (10/11), as Baltimore limited Indianapolis to 1-of-4 (25%) in the red zone...Registered the eighth blocked kick of his career on a fourth-quarter FGA to give Baltimore's offense the ball back just prior to its game-tying TD drive
- Notched 5 tackles and 3 QBHs in the 23-7 win vs. Den. (10/3), as Baltimore's defense pitched a second-half shutout and limited the Broncos to a season-low 256 total yards
- Tallied 4 solo tackles, 2 TFLs and 1 QBH in the 19-17 win at Det. (9/26)...Also protected in field-goal formation during K Justin Tucker's game-winning and NFL-record 66-yard kick
- Appeared in his 200th-career game, notching 2 tackles (1 solo), in the 36-35 win vs. KC (9/19)...Baltimore limited Kansas City to 1-of-6 (16.7%) on third down

93 CALAIS CAMPBELL

CALAIS CAMPBELL'S NFL REGULAR SEASON DEFENSIVE STATISTICS

DATE	TEAM	GP	GS	TACKLES								INTERCEPTIONS					FUMBLES				ST					MISC	
				TK	S	A	TFL	YDS	SK	YDS	QBH	NO	YDS	LG	TD	PD	FF	FR	TD	YDS	TK	S	A	FF	FR	S	A
2008	Cardinals	16	0	21	17	4	2	2	0.0	0.0	1	0	0	0	0	1	1	0	0	0	8	7	1	0	0	0	0
2009	Cardinals	16	15	46	35	11	8	0	7.0	50.5	14	0	0	0	0	5	1	0	0	0	1	1	0	0	0	0	0
2010	Cardinals	15	15	60	46	14	13	0	6.0	49.0	7	0	0	0	0	2	0	1	0	0	0	0	0	0	0	0	0
2011	Cardinals	16	16	72	53	19	13	0	8.0	64.0	17	1	0	0	0	10	2	1	0	0	0	0	0	0	0	0	0
2012	Cardinals	13	12	63	50	13	13	0	6.5	28.0	12	0	0	0	0	6	0	0	0	0	0	0	0	0	0	0	0
2013	Cardinals	16	16	58	45	13	14	55	9.0	52.5	21	0	0	0	0	6	1	2	0	2	0	0	0	0	0	0	0
2014	Cardinals	14	14	58	48	10	16	64	7.0	50.0	11	1	23	23	0	3	1	0	0	0	0	0	0	0	0	0	0
2015	Cardinals	16	16	61	46	15	16	59	5.0	36.5	20	0	0	0	0	3	0	1	0	0	0	0	0	0	0	0	0
2016	Cardinals	16	16	53	34	19	12	61	8.0	67.5	21	1	1	1	0	6	2	3	1	53	0	0	0	0	0	0	0
2017	Jaguars	16	16	67	47	20	14	80	14.5	96.0	30	0	0	0	0	3	3	1	1	10	0	0	0	0	0	0	0
2018	Jaguars	16	16	72	53	19	20	89	10.5	73.5	22	0	0	0	0	2	1	1	0	0	0	0	0	0	0	0	0
2019	Jaguars	16	16	56	37	19	10	57	6.5	47.0	25	0	0	0	0	1	2	1	1	8	0	0	0	0	0	0	0
2020	Ravens	12	12	28	18	10	5	29	4.0	27.5	10	0	0	0	0	6	0	0	0	0	0	0	0	0	0	0	0
2021	Ravens	5	5	17	11	6	3	5	0.0	0.0	6	0	0	0	0	0	0	0	0	0	0	0	0	0	0	0	0
NFL TOTALS		203	185	732	540	192	159	501	92.0	642.0	217	3	24	23	0	54	14	11	3	73	9	8	1	0	0	0	0

CALAIS CAMPBELL'S NFL POSTSEASON DEFENSIVE STATISTICS

DATE	TEAM	GP	GS	TACKLES								INTERCEPTIONS					FUMBLES				ST					MISC		
				TK	S	A	TFL	YDS	SK	YDS	QBH	NO	YDS	LG	TD	PD	FF	FR	TD	YDS	TK	S	A	FF	FR	S	A	
2008	Cardinals	4	0	4	3	1	0	0	0.0	0.0	0	0	0	0	0	1	0	0	0	0	4	4	0	0	0	0	0	0
2009	Cardinals	2	1	5	5	0	0	0	0.0	0.0	2	0	0	0	0	0	0	0	0	0	0	0	0	0	0	0	0	0
2014	Cardinals	1	1	4	0	4	0	0	0.0	0.0	1	0	0	0	0	0	0	0	0	0	0	0	0	0	0	0	0	0
2015	Cardinals	2	2	5	1	4	0	0	0.0	0.0	0	0	0	0	0	1	0	0	0	0	0	0	0	0	0	0	0	0
2017	Jaguars	3	3	11	7	4	0	0	0.0	0.0	4	0	0	0	0	0	0	0	0	0	0	0	0	0	0	0	0	0
2020	Ravens	2	2	4	1	3	0	0	0.0	0.0	1	0	0	0	0	1	0	0	0	0	0	0	0	0	0	0	0	0
NFL TOTALS		14	9	33	17	16	0	0	0.0	0.0	8	0	0	0	0	3	0	0	0	0	4	4	0	0	0	0	0	0


SINGLE-GAME HIGHS: DEFENSIVE

Total Tackles	11 vs. St. Louis Rams, Oct 04, 2015 ...1 more at 11.	Tackles For Loss	4 at Philadelphia Eagles, Oct 18, 2020 ...4 more at 4.
Sacks	4.0 at Houston Texans, Sep 10, 2017	Interceptions	1 at San Francisco 49ers, Oct 06, 2016 ...2 more at 1.
Passes Defensed	3 vs. Cleveland Browns, Sep 13, 2020	Interception Return Yards	23 at Denver Broncos, Oct 05, 2014
Forced Fumbles	1 at Tennessee Titans, Nov 24, 2019 ...13 more at 1.	Safeties	1 at San Francisco 49ers, Oct 06, 2016 ...1 more at 1.
Fumble Recoveries	1 vs. Indianapolis Colts, Dec 29, 2019 ...10 more at 1.	Special Teams Tackles	2 at Seattle Seahawks, Nov 16, 2008

2021 GAME-BY-GAME REGULAR-SEASON STATISTICS (RAVENS)

DATE	OPPONENT	P/S	TACKLES								INTERCEPTIONS					FUMBLES				ST					MISC		SCORE	
			TK	S	A	SK	YDS	TFL	YDS	QBH	NO	YDS	LG	TD	PD	FF	FR	TD	YDS	TK	S	A	FF	FR	S	A		W/L
09/13	at Raiders	S	2	1	1	0.0	0.0	0	0	0	1	0	0	0	0	0	0	0	0	0	0	0	0	0	0	0	L	27-33+
09/19	Chiefs	S	2	1	1	0.0	0.0	0	0	0	0	0	0	0	0	0	0	0	0	0	0	0	0	0	0	0	W	36-35
09/26	at Lions	S	4	4	0	0.0	0.0	2	1	1	0	0	0	0	0	0	0	0	0	0	0	0	0	0	0	0	W	19-17
10/03	at Broncos	S	5	2	3	0.0	0.0	0	0	3	0	0	0	0	0	0	0	0	0	0	0	0	0	0	0	0	W	23-7
10/11	Colts	S	4	3	1	0.0	0.0	1	4	1	0	0	0	0	0	0	0	0	0	0	0	0	0	0	0	0	W	31-25+
2021 TOTALS		5-5	17	11	6	0.0	0.0	3	5	6	0	0	0	0	0	0	0	0	0	0	0	0	0	0	0	0	4-1	

+ - Overtime



36

CHUCK CLARK

SAFETY

6-0 | 205

COLLEGE: VIRGINIA TECH

BORN: 4/19/95, SUFFOLK, VA

EXP. (NFL/RAVENS): 5/5

GP/GS (PLAYOFFS): 68/35 (4/3)



— KEY TRANSACTIONS —

- Signed a three-year contract extension (through 2023) with the Ravens on 2/10/20
- Chuck Clark was selected by the Ravens in the sixth round (186th overall) of the 2017 NFL Draft

— CAREER HIGHLIGHTS —

- Started in all 16 games in 2020 and produced a career-high 96 tackles (57 solo), 1.5 sacks, 3 TFL, 4 QBHs and 3 FRs, one of which he returned 65 yards for a TD...Helped guide the NFL's No. 2 scoring defense (18.9 ppg) and No. 2 third-down defense (34.0%)...Also notched 2 of Baltimore's league-leading 25 FFs
- Recorded 3 solo tackles, 1 PD and 2 FRs – including a 65-yard TD return off a CB Marcus Peters strip – in the 24-10 win at Ind. (11/8/20)...The FR-TD marked Clark's first-career D-TD, and the 65-yard return was the second longest in franchise history (Marlon Humphrey, 70 yards, 11/3/19 vs. NE)
- In 2019, totaled team and career highs in tackles (68), adding 1 sack, 1 INT, 9 PD and 2 FF...Helped the Ravens' defense rank No. 3 in points (17.6) and No. 4 in yards (300.6) allowed per game
- Recorded 7 tackles, including his first-career sack that also forced a fumble, in the 20-17 win vs. SF (12/1/19)
- Returned his first-career INT 5 yards, helping set up a game-tying TD drive in the third quarter at KC (12/9/18)

— PERSONAL —

- Looked up to NFL safeties Sean Taylor and Brian Dawkins when he was younger...One of his favorite current players is S Tyrann Mathieu
- He and his wife, Aysha, welcomed their first child, Charleé Reign Clark, in October of 2019
- Blueberry pancakes and blueberry donuts are two of his favorite foods
- Following football, would like to pursue a career working to help guide and counsel troubled teens
- Graduated with a human development degree and minor in sociology from Virginia Tech

— 2021 SEASON HIGHLIGHTS —

- Produced 4 tackles and 1 TFL in the 31-25 win vs. Ind. (10/11), as Baltimore limited Indianapolis to 1-of-4 (25%) in the red zone
- Posted 6 tackles and 1 TFL, while adding 1 ST stop, in the 23-7 win vs. Den. (10/3)...Baltimore's defense pitched a second-half shutout and limited the Broncos to a season-low 256 total yards
- Tallied 12 tackles (including a career-high 9 solo), 1 sack and 1 QBH in the 19-17 win at Det. (9/26)
- Notched 3 tackles and 3 PD at LV (9/13)...Helped hold the Raiders to 3-of-6 in red zone TD efficiency, limiting them to 1 FG, forcing 1 turnover on downs and making 1 INT (CB Anthony Averett) inside the 20

CHUCK CLARK'S NFL REGULAR SEASON DEFENSIVE STATISTICS

DATE	TEAM	GP	GS	TACKLES								INTERCEPTIONS					FUMBLES				ST					MISC	
				TK	S	A	TFL	YDS	SK	YDS	QBH	NO	YDS	LG	TD	PD	FF	FR	TD	YDS	TK	S	A	FF	FR	S	A
2017	Ravens	15	0	5	5	0	0	0.0	0.0	0	0	0	0	0	2	0	0	0	0	8	7	1	0	0	0	0	
2018	Ravens	16	2	13	10	3	0	0.0	0.0	0	1	5	5	0	1	0	0	0	0	8	6	2	0	0	0	0	
2019	Ravens	16	12	68	43	25	2	5	1.0	8.0	3	1	12	12	0	9	2	0	0	5	2	3	0	0	0	0	
2020	Ravens	16	16	96	57	39	3	9	1.5	11.0	4	1	0	0	4	2	3	1	66	0	0	0	0	0	0		
2021	Ravens	5	5	27	17	10	3	13	1.0	12.0	1	0	0	0	3	0	0	0	0	1	1	0	0	0	0		
NFL TOTALS		68	35	209	132	77	8	27	3.5	31.0	8	3	17	12	0	19	4	3	1	66	22	16	6	0	0	0	

CHUCK CLARK'S NFL POSTSEASON DEFENSIVE STATISTICS

DATE	TEAM	GP	GS	TACKLES								INTERCEPTIONS					FUMBLES				ST					MISC	
				TK	S	A	TFL	YDS	SK	YDS	QBH	NO	YDS	LG	TD	PD	FF	FR	TD	YDS	TK	S	A	FF	FR	S	A
2018	Ravens	1	0	0	0	0	0	0.0	0.0	0	0	0	0	0	0	0	0	0	0	0	0	0	0	0	0	0	
2019	Ravens	1	1	2	1	1	0	0.0	0.0	0	0	0	0	0	0	0	0	0	0	0	0	0	0	0	0	0	
2020	Ravens	2	2	7	4	3	1	0.0	0.0	0	0	0	0	0	0	0	0	0	0	0	0	0	0	0	0	0	
NFL TOTALS		4	3	9	5	4	1	0.0	0.0	0	0	0	0	0	0	0	0	0	0	0	0	0	0	0	0	0	

36 CHUCK CLARK

SINGLE-GAME HIGHS: DEFENSIVE

Total Tackles 13 at Pittsburgh Steelers, Dec 02, 2020
Sacks 1.0 at Detroit Lions, Sep 26, 2021
 ...2 more at 1.0.
Passes Defensed 4 at Cleveland Browns, Dec 22, 2019
Forced Fumbles 1 vs. Kansas City Chiefs, Sep 28, 2020
 ...3 more at 1.
Fumble Recoveries 2 at Indianapolis Colts, Nov 08, 2020

Tackles For Loss 1 vs. Indianapolis Colts, Oct 11, 2021
 ...7 more at 1.
Interceptions 1 at Cincinnati Bengals, Jan 03, 2021
 ...2 more at 1.
Interception Return Yards 12 vs. New York Jets, Dec 12, 2019
Special Teams Tackles 2 vs. Buffalo Bills, Sep 09, 2018

2021 GAME-BY-GAME REGULAR-SEASON STATISTICS (RAVENS)

DATE	OPPONENT	P/S	TACKLES							INTERCEPTIONS					FUMBLES				ST			MISC		W/L	SCORE				
			TK	S	A	SK	YDS	TFL	YDS	QBH	NO	YDS	LG	TD	PD	FF	FR	TD	YDS	TK	S	A	FF			FR	S	A	
09/13	at Raiders	S	3	1	2	0.0	0.0	0	0	0	0	0	0	0	0	0	0	0	0	0	0	0	0	0	0	0	L	27-33+	
09/19	Chiefs	S	2	2	0	0.0	0.0	0	0	0	0	0	0	0	0	0	0	0	0	0	0	0	0	0	0	0	W	36-35	
09/26	at Lions	S	12	9	3	1.0	12.0	1	12	1	0	0	0	0	0	0	0	0	0	0	0	0	0	0	0	0	W	19-17	
10/03	at Broncos	S	6	4	2	0.0	0.0	1	1	0	0	0	0	0	0	0	0	0	0	0	0	0	1	1	0	0	0	W	23-7
10/11	Colts	S	4	1	3	0.0	0.0	1	0	0	0	0	0	0	0	0	0	0	0	0	0	0	0	0	0	0	W	31-25+	
2021 TOTALS		5-5	27	17	10	1.0	12.0	3	13	1	0	0	0	0	3	0	0	0	0	0	0	0	1	1	0	0	0	4-1	

+ - Overtime



66 BEN CLEVELAND

GUARD

6-6 | 357

COLLEGE: GEORGIA

BORN: 8/25/98, TOCCOA, GA

EXP. (NFL/RAVENS): ROOKIE

GP/GS (PLAYOFFS): 4/0



— KEY TRANSACTIONS —

- Placed on Injured Reserve (knee) on 10/12/21
- Ben Cleveland was selected by the Ravens in the third round (94th overall) of the 2021 NFL Draft...Was the first of two Ravens' picks (CB Brandon Stephens, 104th) in the round

— COLLEGE HONORS —

- Second-team All-America by *The Athletic* (2020)
- Third-team All-America by the *Associated Press* (2020)
- First-team All-SEC by the *Associated Press* (2020)
- Three-time SEC Offensive Lineman of the Week (2019-20)

— COLLEGE HIGHLIGHTS —

- Played in 45 career games (25 starts) at Georgia, where in 2020 he developed into one of the SEC's top offensive linemen
- In his first full season as a starter (2020) for the Bulldogs, started all nine regular season games at RG, seeing action on 82% of UGA's offensive snaps
- Was thrice selected as SEC Offensive Lineman of the Week (2019-20)

— PERSONAL —

- He and his fiancée, Kaitlyn Terrell, plan to get married in 2021
- Brother, Ryan, played baseball at Georgia Southern
- Enjoys hunting, bowfishing, landscaping and collects pocketknives
- Aspires to one day learn how to play guitar, in hopes of performing "Simple Man" by Lynyrd Skynrd
- Majored in social justice at Georgia

— NOTE THE QUOTE —

"Ben Cleveland is a big, physical, road-grading offensive lineman and power-gap-scheme type of guy that really fits us and really fits our identity. We've had a lot of success with guys like him in the past."

— EVP & GM Eric DeCosta

— 2021 SEASON HIGHLIGHTS —

- Saw action at LG, helping block for a ground game that extended its 100-yard rushing streak to an NFL-record-tying 43 straight games, in the 23-7 win at Den. (10/3)...Also protected QB Lamar Jackson, who passed for a season-high 316 yards and 1 TD
- Saw action on 26 snaps at LG and split time with Ben Powers in the 19-17 win at Det. (9/26)...Also protected in field-goal formation during K Justin Tucker's game-winning and NFL-record 66-yard kick
- Made his NFL debut, seeing action at LG and helping block for a rushing attack that produced 251 yards in the 36-35 win vs KC (9/19)...Baltimore eclipsed 100 rushing yards for the 41st-straight game, as the offense converted 6-of-11 (54.5%) third downs and scored a TD on all four red zone opportunities

BEN CLEVELAND'S NFL REGULAR SEASON STATISTICS

DATE	TEAM	GP	GS
2021	Ravens	4	0
NFL TOTALS		4	0

2021 GAME-BY-GAME REGULAR-SEASON STATISTICS (RAVENS)

DATE	OPPONENT	P/S	W/L	SCORE
09/13	at Raiders		L	27-33+
09/19	Chiefs	P	W	36-35
09/26	at Lions	P	W	19-17
10/03	at Broncos	P	W	23-7
10/11	Colts	P	W	31-25+
2021 TOTALS		4-0	4-1	

+ - Overtime



63 TRYSTAN COLON

CENTER/GUARD

6-3 | 313

COLLEGE: MISSOURI

BORN: 3/23/98, WEBB CITY, MO

EXP. (NFL/RAVENS): 2/2

GP/GS (PLAYOFFS): 6/2



— KEY TRANSACTIONS —

- Signed to Baltimore's 53-man roster from the practice squad on 10/12/20
- Activated from the practice squad (standard elevation) on 10/10/20 (vs. Cin.)
- Signed to the Ravens' practice squad on 9/6/20
- Waived by Baltimore on 9/5/20
- Signed with the Ravens as a undrafted rookie free agent on 4/30/20

— CAREER HIGHLIGHTS —

- Started at center in two games during his rookie campaign in 2020, filling in for C Patrick Mekari...Helped block for the NFL's No. 1 rushing attack (191.9 ypg), which produced the third-most yards (3,071) ever in a 16-game NFL season...Baltimore owned the seventh-best scoring offense (29.3 ppg) and fourth-best third-down offense (48.8%)...The Ravens also tallied a franchise-record 24 rushing TDs

- Started at center in place of the injured C Patrick Mekari (back) and helped block for an offense that totaled a franchise-record 404 rushing yards in the 38-3 win at Cin. (1/3/21)...The 404 rushing yards stand as the fourth most in an NFL game since 1950 and the second most since the 1970 merger
- Started at center in his NFL debut, seeing all 54 offensive snaps at Pit. (12/2/20)

— PERSONAL —

- In 2016, impressed Missouri coaches with his dedication in the weight room and was awarded the team's Lifter of the Year award at the postseason honors banquet
- Chose Mizzou over offers from Iowa State, Minnesota, Illinois and Rutgers

TRYSTAN COLON'S NFL REGULAR SEASON STATISTICS

DATE	TEAM	GP	GS
2020	Ravens	2	2
2021	Ravens	4	0
NFL TOTALS		6	2

TRYSTAN COLON'S NFL POSTSEASON STATISTICS

DATE	TEAM	GP	GS
2020	Ravens	0	0
NFL TOTALS		0	0

2021 GAME-BY-GAME REGULAR-SEASON STATISTICS (RAVENS)

DATE	OPPONENT	P/S	W/L	SCORE
09/13	at Raiders		L	27-33+
09/19	Chiefs	P	W	36-35
09/26	at Lions	P	W	19-17
10/03	at Broncos	P	W	23-7
10/11	Colts	P	W	31-25+
2021 TOTALS		4-0	4-1	

+ - Overtime



97 AARON CRAWFORD

COLLEGE: NORTH CAROLINA
 DEFENSIVE TACKLE BORN: 11/4/97, ASHBURN, VA
 6-1 | 315 EXP. (NFL/RAVENS): 2/2 GP/GS (PLAYOFFS): 1/0



— KEY TRANSACTIONS —

- Waived (injured) by Baltimore and reverted to Injured Reserve on 9/1/21
- Signed a Reserve/Future contract with Baltimore on 1/18/21
- Was activated from the practice squad (COVID replacement elevation) on 12/2/20 at Pit.
- Signed to the Ravens' practice squad on 9/6/20
- Waived by Baltimore on 9/5/20

- Originally signed with the Ravens as a undrafted rookie free agent on 5/7/20

— CAREER HIGHLIGHTS —

- Has logged one game in his career, seeing 21 defensive snaps and posting 1 tackle at Pit. (12/2/20)

— PERSONAL —

- Says his parents, Booker and Robin Berry-Crawford, have had the biggest impact on his life

AARON CRAWFORD'S NFL REGULAR SEASON DEFENSIVE STATISTICS

DATE	TEAM	GP	GS	TACKLES								INTERCEPTIONS					FUMBLES				ST				MISC						
				TK	S	A	TFL	YDS	SK	YDS	QBH	NO	YDS	LG	TD	PD	FF	FR	TD	YDS	TK	S	A	FF	FR	S	A				
2020	Ravens	1	0	1	0	1	0	0	0	0.0	0.0	0	0	0	0	0	0	0	0	0	0	0	0	0	0	0	0	0	0	0	0
2021	Ravens	0	0	0	0	0	0	0	0	0.0	0.0	0	0	0	0	0	0	0	0	0	0	0	0	0	0	0	0	0	0	0	0
NFL TOTALS		1	0	1	0	1	0	0	0	0.0	0.0	0	0	0	0	0	0	0	0	0	0	0	0	0	0	0	0	0	0	0	


AARON CRAWFORD'S NFL POSTSEASON DEFENSIVE STATISTICS

DATE	TEAM	GP	GS	TACKLES								INTERCEPTIONS					FUMBLES				ST				MISC						
				TK	S	A	TFL	YDS	SK	YDS	QBH	NO	YDS	LG	TD	PD	FF	FR	TD	YDS	TK	S	A	FF	FR	S	A				
2020	Ravens	0	0	0	0	0	0	0	0	0.0	0.0	0	0	0	0	0	0	0	0	0	0	0	0	0	0	0	0	0	0	0	0
NFL TOTALS		0	0	0	0	0	0	0	0	0.0	0.0	0	0	0	0	0	0	0	0	0	0	0	0	0	0	0	0	0	0	0	

2021 GAME-BY-GAME REGULAR-SEASON STATISTICS (RAVENS)

DATE	OPPONENT	P/S	TACKLES								INTERCEPTIONS					FUMBLES				ST				MISC		W/L	SCORE						
			TK	S	A	SK	YDS	TFL	YDS	QBH	NO	YDS	LG	TD	PD	FF	FR	TD	YDS	TK	S	A	FF	FR	S			A					
09/13	at Raiders																															L	27-33+
09/19	Chiefs																															W	36-35
09/26	at Lions																															W	19-17
10/03	at Broncos																															W	23-7
10/11	Colts																															W	31-25+
2021 TOTALS			0	0	0	0	0	0	0	0	0	0	0	0	0	0	0	0	0	0	0	0	0	0	0	0	0	0	0	0	0	4-1	

+ - Overtime



27 J.K. DOBBINS

RUNNING BACK
5-10 | 212

COLLEGE: OHIO STATE
BORN: 12/17/98, LA GRANGE, TX
EXP. (NFL/RAVENS): 2/2 **GP/GS (PLAYOFFS): 15/1 (2/1)**



— KEY TRANSACTIONS —

- Placed on Injured Reserve (knee) on 8/30/21
- J.K. Dobbins was selected by the Ravens in the second round (55th overall) of the 2020 NFL Draft... Declared for the draft following his junior season at Ohio State

— CAREER HIGHLIGHTS —

- Saw action in 15 games (one start) in his rookie campaign (2020), producing 805 rushing yards (second most by a rookie in franchise history) and a Ravens' rookie-record 9 TDs (all rushing)... Added 18 receptions for 120 yards
- Ended the regular season with a six-game streak of 50-plus rushing yards and a rushing TD, which ties (Eric Dickerson & Franco Harris) for the longest rookie streak of its kind since the 1970 merger
- In 2020, his 6.0 rushing average led all NFL RBs and marked the second-highest (Alvin Kamara – 6.1 in 2017) rookie average since the 1970 merger (min. 100 carries)

— PERSONAL —

- Full name is J'Kaylin Dobbins
- His late father, Lawrence, also attended La Grange (TX) HS, where he was a standout football and track athlete, winning the '98 Texas Class 3A 100-meter championship... His father ran track at Lincoln University, where his 4x100 meter relay team finished second in the 1999 national championships
- In 2019, Dobbins was named recipient of the Earl Campbell Tyler Rose Award as the nation's Offensive Player of the Year, honoring the top offensive player in Division I football who also exhibits the "enduring characteristics that define Earl Campbell: integrity, performance, teamwork, sportsmanship, drive, community and tenacity; specifically, tenacity to persist and determination to overcome adversity and injury in pursuit of reaching goals"
- Majored in consumer and family financial services

J.K. DOBBINS' NFL REGULAR SEASON RUSHING/RECEIVING STATISTICS

DATE	TEAM	RUSHING							RECEIVING				
		GP	GS	NO.	YDS.	AVG.	LG	TD	NO.	YDS.	AVG.	LG	TD
2020	Ravens	15	1	134	805	6.0	72t	9	18	120	6.7	19	0
2021	Ravens	0	0	0	0	0.0	0	0	0	0	0.0	0	0
NFL TOTALS		15	1	134	805	6.0	72T	9	18	120	6.7	19	0

J.K. DOBBINS' NFL POSTSEASON RUSHING/RECEIVING STATISTICS

DATE	TEAM	RUSHING							RECEIVING				
		GP	GS	NO.	YDS.	AVG.	LG	TD	NO.	YDS.	AVG.	LG	TD
2020	Ravens	2	1	19	85	4.5	13	1	4	45	11.3	31	0
NFL TOTALS		2	1	19	85	4.5	13	1	4	45	11.3	31	0

SINGLE-GAME HIGHS: RUSHING/RECEIVING

Rush Attempts 15 vs. Tennessee Titans, Nov 22, 2020
...1 more at 15.

Rushing Yards 160 at Cincinnati Bengals, Jan 03, 2021

Longest Runs 72t at Cincinnati Bengals, Jan 03, 2021

Rushing TDs 2 at Cincinnati Bengals, Jan 03, 2021
...1 more at 2.

Receptions 4 vs. Kansas City Chiefs, Sep 28, 2020

Receiving Yards 38 vs. Kansas City Chiefs, Sep 28, 2020

Longest Receptions 19 vs. Kansas City Chiefs, Sep 28, 2020

All-Purpose Yards 160 at Cincinnati Bengals, Jan 03, 2021

Most TDs 2 at Cincinnati Bengals, Jan 03, 2021
...1 more at 2.

Rushing Average 12.3 at Cincinnati Bengals, Jan 03, 2021

27 J.K. DOBBINS

2021 GAME-BY-GAME REGULAR-SEASON STATISTICS (RAVENS)

DATE	OPPONENT	P/S	RUSHING					RECEIVING					W/L	SCORE	
			NO.	YDS.	AVG.	LG	TD	NO.	YDS.	AVG.	LG	TD			
09/13	at Raiders													L	27-33+
09/19	Chiefs													W	36-35
09/26	at Lions													W	19-17
10/03	at Broncos													W	23-7
10/11	Colts													W	31-25+
2021 TOTALS		0-0	0	0	0.0	0	0	0	0	0.0	0	0	0	4-1	

+ - Overtime





31 KHALIL DORSEY

CORNERBACK
5-9 | 181

COLLEGE: NORTHERN ARIZONA
BORN: 3/31/98, ONTARIO, CA
EXP. (NFL/RAVENS): 2/2 GP/GS (PLAYOFFS): 6/0



— KEY TRANSACTIONS —

- Placed on Injured Reserve on 8/16/21
- Placed on Injured Reserve (shoulder) on 11/10/20
- Signed to Baltimore's 53-man roster from the practice squad on 10/9/20
- Activated from the practice squad (standard elevation) on 9/28/20 (vs. KC) and 10/4/20 (at Was.)
- Signed to the Ravens' practice squad on 9/6/20
- Waived by Baltimore on 9/5/20

- Signed with the Ravens as a undrafted rookie free agent on 5/5/20

— CAREER HIGHLIGHTS —

- Saw action in six games in 2020 after beginning the season on the practice squad, posting 1 solo tackle and 1 special teams tackle

— PERSONAL —

- Played with his brother, Tommie, at Northern Arizona

KHALIL DORSEY'S NFL REGULAR SEASON DEFENSIVE STATISTICS

DATE	TEAM	GP	GS	TACKLES							INTERCEPTIONS					FUMBLES				ST				MISC				
				TK	S	A	TFL	YDS	SK	YDS	QBH	NO	YDS	LG	TD	PD	FF	FR	TD	YDS	TK	S	A	FF	FR	S	A	
2020	Ravens	6	0	1	1	0	0	0	0.0	0.0	0	0	0	0	0	0	0	0	0	0	0	1	1	0	0	0	0	0
2021	Ravens	0	0	0	0	0	0	0	0.0	0.0	0	0	0	0	0	0	0	0	0	0	0	0	0	0	0	0	0	
NFL TOTALS		6	0	1	1	0	0	0	0.0	0.0	0	0	0	0	0	0	0	0	0	0	0	1	1	0	0	0	0	0

KHALIL DORSEY'S NFL POSTSEASON DEFENSIVE STATISTICS

DATE	TEAM	GP	GS	TACKLES							INTERCEPTIONS					FUMBLES				ST				MISC			
				TK	S	A	TFL	YDS	SK	YDS	QBH	NO	YDS	LG	TD	PD	FF	FR	TD	YDS	TK	S	A	FF	FR	S	A
2020	Ravens	0	0	0	0	0	0	0	0.0	0.0	0	0	0	0	0	0	0	0	0	0	0	0	0	0	0	0	0
NFL TOTALS		0	0	0	0	0	0	0	0.0	0.0	0	0	0	0	0	0	0	0	0	0	0	0	0	0	0	0	0

SINGLE-GAME HIGHS: DEFENSIVE

Total Tackles

1 at Washington, Oct 04, 2020

Special Teams Tackles

1 at Indianapolis Colts, Nov 08, 2020

2021 GAME-BY-GAME REGULAR-SEASON STATISTICS (RAVENS)

DATE	OPPONENT	P/S	TACKLES							INTERCEPTIONS					FUMBLES				ST				MISC		W/L	SCORE		
			TK	S	A	SK	YDS	TFL	YDS	QBH	NO	YDS	LG	TD	PD	FF	FR	TD	YDS	TK	S	A	FF	FR			S	A
09/13	at Raiders																									L	27-33+	
09/19	Chiefs																									W	36-35	
09/26	at Lions																									W	19-17	
10/03	at Broncos																									W	23-7	
10/11	Colts																									W	31-25+	
2021 TOTALS			0	0	0	0.0	0.0	0	0	0	0	0	0	0	0	0	0	0	0	0	0	0	0	0	0	0	4-1	

+ - Overtime



13 DEVIN DUVERNAY

WIDE RECEIVER
5-11 | 200

COLLEGE: TEXAS
BORN: 9/12/97, SACHSE, TX
EXP. (NFL/RAVENS): 2/2

GP/GS (PLAYOFFS): 21/6 (2/0)



— KEY TRANSACTIONS —

- Devin Duvernay was selected by the Ravens in the third round (92nd overall) of the 2020 NFL Draft... Was the second of four Ravens' picks (DE Justin Madubuike, LB Malik Harrison and G Tyre Phillips) in the round

— CAREER HIGHLIGHTS —

- In 2021, owns the NFL's highest punt return yards (189) and punt return average (17.2)
- Played in all 16 games (three starts) in his 2020 rookie campaign, seeing action on special teams (as the primary kick returner) and offense... Returned 21 kicks for 578 yards and 1 TD, while adding 4 punt returns for 46 yards... Became the fifth Ravens rookie and the youngest Raven (23 years, 16 days) in franchise history to register a KOR-TD... The Ravens posted a 26.7 KOR average, ranking as the NFL's second-best mark... Also tallied 20 receptions for 201 yards and 4 rushes for 70 yards as part of the NFL's No. 1 rushing attack (191.1 ypg)
- Registered a 93-yard KOR-TD in Week 3 vs. KC (9/28/20), marking 1 of only 7 NFL KOR-TDs in 2020... Became the fifth Ravens rookie and the youngest Raven (23 years, 16 days) in franchise history to have a KOR-TD

— PERSONAL —

- His twin brother, Donovan, was a DB for the Longhorns and transferred to Northwestern State
- Is a first cousin of Arizona Cardinals QB Kyler Murray

- Uncle, Calvin Murray, played baseball at Texas... Uncle, Kevin Murray, played QB at Texas A&M in the 1980, while another uncle, Charles Murray, played WR at North Texas in the late 1970s... Uncle, Vince Murray, played DB at Tulsa in 2017 and suited up for the Salina Liberty of the Champions Indoor Football league

- Graduated from the University of Texas with a degree in sport management and a minor in business

- Last name is pronounced: DOO-ver-nay**

— 2021 SEASON HIGHLIGHTS —

- Posted career highs in receptions (4) and receiving yards (46), while adding 111 KR yards on 5 attempts (22.2 avg) in the 31-25 win vs. Ind. (10/11)
- Recorded 3 punt returns for 64 yards (21.3 avg), including a career-long 42-yarder that set up a Baltimore FG just before halftime, in the 23-7 win at Den. (10/3)... Also added 3 receptions for 31 yards in the contest
- Capped an 8-play, 65-yard drive with a 19-yard TD reception, marking his first-career TD grab, in the 19-17 win at Det. (9/26)... Added 2 punt returns for 21 yards, including a 29-yarder
- Recorded his second-career TD, recovering and then returning RB Ty'Son Williams' first quarter fumble for a 2-yard TD, in the 36-35 win vs. KC (9/19)... His first-overall TD also came against Kansas City (93-yard KOR) in 2020
- Caught 1 pass for 6 yards, while adding 4 punt returns for a career-high 67 yards, including a 30-yarder, at LV (9/13)... His 67 punt return yards were the most in Week 1, and his 30-yard return was the NFL's longest on Kickoff Weekend

DEVIN DUVERNAY'S NFL REGULAR SEASON RUSHING/RECEIVING STATISTICS

DATE	TEAM	GP	GS	RECEIVING					RUSHING				
				NO.	YDS.	AVG.	LG	TD	NO.	YDS.	AVG.	LG	TD
2020	Ravens	16	3	20	201	10.1	39	0	4	70	17.5	42	0
2021	Ravens	5	3	10	104	10.4	19t	1	0	0	0.0	0	0
NFL TOTALS		21	6	30	305	10.2	39	1	4	70	17.5	42	0

DEVIN DUVERNAY'S NFL POSTSEASON RUSHING/RECEIVING STATISTICS

DATE	TEAM	GP	GS	RECEIVING					RUSHING				
				NO.	YDS.	AVG.	LG	TD	NO.	YDS.	AVG.	LG	TD
2020	Ravens	2	0	0	0	0.0	0	0	0	0	0.0	0	0
NFL TOTALS		2	0	0	0	0.0	0	0	0	0	0.0	0	0

DEVIN DUVERNAY'S NFL REGULAR SEASON RETURN STATISTICS

DATE	TEAM	KICKOFF RETURNS					PUNT RETURNS					
		RET.	YDS.	AVG.	LG	TD	NO.	FC	YDS.	AVG.	LG	TD
2020	Ravens	21	578	27.5	93t	1	4	2	46	11.5	19	0
2021	Ravens	5	111	22.2	27	0	11	7	189	17.2	42	0
NFL TOTALS		26	689	26.5	93T	1	15	9	235	15.7	42	0

13 DEVIN DUVERNAVY

DEVIN DUVERNAVY'S NFL POSTSEASON RETURN STATISTICS

DATE	TEAM	KICKOFF RETURNS					PUNT RETURNS					
		RET.	YDS.	AVG.	LG	TD	NO.	FC	YDS.	AVG.	LG	TD
2020	Ravens	1	20	20.0	20	0	0	4	0	0.0	0	0
NFL TOTALS		1	20	20.0	20	0	0	4	0	0.0	0	0

Additional Stats: Duvernay scored a 1-yard FR-TD vs. KC (9/19/21).

SINGLE-GAME HIGHS: RUSHING/RECEIVING

Rush Attempts	1 at Cincinnati Bengals, Jan 03, 2021 ...3 more at 1.	Kickoff Return TDs	1 vs. Kansas City Chiefs, Sep 28, 2020
Rushing Yards	42 vs. Cincinnati Bengals, Oct 11, 2020	Punt Return Yards	67 at Las Vegas Raiders, Sep 13, 2021
Longest Runs	42 vs. Cincinnati Bengals, Oct 11, 2020	Longest Punt Return	42 at Denver Broncos, Oct 03, 2021
Receptions	4 vs. Indianapolis Colts, Oct 11, 2021	Punt Returns	4 at Las Vegas Raiders, Sep 13, 2021
Receiving Yards	45 vs. Indianapolis Colts, Oct 11, 2021 ...1 more at 45.	Miscellaneous Tackles	1 vs. Tennessee Titans, Nov 22, 2020
Longest Receptions	39 vs. Pittsburgh Steelers, Nov 01, 2020	Most TDs	1 at Detroit Lions, Sep 26, 2021 ...2 more at 1.
All-Purpose Yards	156 vs. Indianapolis Colts, Oct 11, 2021	Longest Own Fumble Return	2 vs. Kansas City Chiefs, Sep 19, 2021
Kickoff Returns	5 vs. Indianapolis Colts, Oct 11, 2021	Receiving Average	15.0 at New England Patriots, Nov 15, 2020
Kickoff Return Yards	119 vs. Kansas City Chiefs, Sep 28, 2020	Punt Return Average	21.3 at Denver Broncos, Oct 03, 2021
Longest Kickoff Return	93t vs. Kansas City Chiefs, Sep 28, 2020	Kickoff Return Average	23.7 at Cleveland Browns, Dec 14, 2020

2021 GAME-BY-GAME REGULAR-SEASON STATISTICS (RAVENS)

DATE	OPPONENT	P/S	RECEIVING					RUSHING					W/L	SCORE	
			NO.	YDS.	AVG.	LG	TD	NO.	YDS.	AVG.	LG	TD			
09/13	at Raiders	S	1	6	6.0	6	0	0	0	0.0	0	0	0	L	27-33+
09/19	Chiefs	S	0	0	0.0	0	0	0	0	0.0	0	0	0	W	36-35
09/26	at Lions	P	2	22	11.0	19t	1	0	0	0.0	0	0	0	W	19-17
10/03	at Broncos	P	3	31	10.3	17	0	0	0	0.0	0	0	0	W	23-7
10/11	Colts	S	4	45	11.3	17	0	0	0	0.0	0	0	0	W	31-25+
2021 TOTALS		5-3	10	104	10.4	19T	1	0	0	0.0	0	0	0	4-1	

+ - Overtime



68

ADRIAN EALY

TACKLE

6-6 | 321

COLLEGE: OKLAHOMA

BORN: 8/7/99, GONZALES, LA

EXP. (NFL/RAVENS): ROOKIE

GP/GS (PLAYOFFS): 0/0



— TRANSACTIONS —

- Signed to the Ravens' practice squad 9/1/21
- Released by Baltimore on 8/31/21
- Signed with the Ravens as a undrafted rookie free agent on 5/13/21

— COLLEGE —

- Played in 28 games (23 starts) at Oklahoma, taking most of his reps at RT during his four-year (2017-20) career...Member of four Big 12 championship teams and three College Football Playoff squads over four seasons
- During his two years as a starter (2019-20), OU ranked second nationally in pass efficiency rating (179.8), fourth in total offense (518.8 ypg), fifth in points per game (42.5) and eighth in yards per rush (5.4)
- Helped established one of the most dominant run games in college football during his tenure, as the Sooners' 5.9 yards-per-carry average from 2018-20 ranked No. 2 in the nation
- As a senior in 2020, started each of OU's 11 games (10 at LT and one at RT) and was named a second-team All-Big 12 selection by the league's coaches and media...Blocked for an offense that led the Big 12 in points per game (43.0) and yards per game (494.7)

- Played in 12 games (all starts at right tackle) as a junior in 2019, earning second-team All-Big 12 honors by the league's coaches...Blocked for an offense that averaged the third-most yards per game in the country (537.8) and posted an FBS-high 8.0 yards per play
- In 2018, after redshirting in 2017, appeared in five games in a backup role at tackle...Helped block for an offense that ranked No. 1 nationally in points per game (48.4)...OU's offensive line won the Joe Moore Award, recognizing the toughest, most physical offensive line in the country
- Graduated with a degree in planned intercultural communications

— HIGH SCHOOL/PERSONAL —

- Prepped at East Ascension (Gonzales, LA) HS, where he earned All-Metro and Class 5A All-State honors as a senior
- Named a 3A All-State honoree and All-Metro pick as a junior at University Laboratory (Baton Rouge, LA) HS...The high school sits on LSU's campus
- Ranked as a four-star recruit by *ESPN.com*, *Rivals.com* and *Scout.com* and a three-star prospect by *247Sports.com*
- Chose Oklahoma over Arizona, LSU, Michigan and others

ADRIAN EALY'S NFL REGULAR SEASON STATISTICS

DATE	TEAM	GP	GS
2021	Ravens	0	0
NFL TOTALS		0	0

2021 GAME-BY-GAME REGULAR-SEASON STATISTICS (RAVENS)

DATE	OPPONENT	P/S	W/L	SCORE
09/13	at Raiders	PRACTICE SQUAD	L	27-33+
09/19	Chiefs	PRACTICE SQUAD	W	36-35
09/26	at Lions	PRACTICE SQUAD	W	19-17
10/03	at Broncos	PRACTICE SQUAD	W	23-7
10/11	Colts	PRACTICE SQUAD	W	31-25+
2021 TOTALS		0-0	4-1	

+ - Overtime



35 GUS EDWARDS

COLLEGE: RUTGERS

RUNNING BACK

BORN: 4/13/95, LIBERIA

6-1 | 238

EXP. (NFL/RAVENS): 4/4

GP/GS (PLAYOFFS): 43/13 (4/2)



— KEY TRANSACTIONS —

- Placed on Injured Reserve (knee) on 9/10/21
- Signed a two-year extension (through 2023) with the Ravens on 6/7/21
- Activated from the Ravens' practice squad on 10/13/18
- Signed to Baltimore's practice squad on 9/2/18
- Signed with Baltimore as a rookie free agent on 5/4/18

— CAREER HIGHLIGHTS —

- Has rushed for a first down on 30.9% of his carries during his three-year career (since 2018), ranking No. 1 in the NFL among RBs (min. 300 attempts).
- Surpassed 700 rushing yards (723) in 2020 alongside QB Lamar Jackson (1,005) and RB J.K. Dobbins (805)...The 2020 Ravens joined the 2019 Ravens and 2011 Panthers as the only teams ever with three 700-yard rushers
- In 2020, recorded a career-high 723 rushing yards and 6 TDs on 144 attempts for the NFL's No. 1 ranked rushing attack (191.9 ypg), which produced the third-most yards (3,071) ever in a 16-game NFL season...Also added a career-high 9 receptions for 129 yards...Baltimore tallied a franchise-record 24 rushing TDs, also producing the NFL's seventh-best scoring offense (29.3 ppg) and fourth-best third-down offense (48.8%)
- In 2019, rushed for 711 yards and 2 TDs on 133 attempts for the NFL's No. 1 scoring offense (33.2 ppg) and helped set new single-season franchise records for total TDs (64), points (531), rushing yards (3,296) and total net yards (6,521)...The Ravens became the first team in NFL history to average at least 200 rushing (206.0) and 200 net passing (201.6) yards per game in a season

- Rushed for a career-high 130 yards on 21 attempts and helped the Ravens set a new NFL single-season record for rushing yards (3,296) in the 28-10 victory vs. Pit. (12/29/19)
- As a rookie in 2018, posted a team-high 718 rushing yards and 2 TDs on 137 carries for the NFL's second-ranked rushing attack (152.6 ypg)
- In 2018, despite not playing until Week 6, finished fifth in the NFL in rushing yards by a rookie RB (second among undrafted players behind Denver's Phillip Lindsay)
- Rushed for over 100 yards, finishing with 118 on 23 carries (5.1 avg.) in the 34-17 win vs. Oak. (11/25/18)...Became the second rookie in franchise history to have back-to-back 100-yard rushing games (Jamal Lewis, 2000, Weeks 12-13)...Edwards is also the sixth undrafted rookie in the NFL's common draft era to produce 100-plus rushing yards in consecutive games
- Rushed for 115 yards and his first-career TD on 17 carries in the 24-21 win vs. Cin. (11/18/18)...Added a successful 2-point conversion run that tied the score...Edwards' 115 rushing yards were the most ever by a Ravens' rookie who signed as an undrafted free agent...Edwards and QB Lamar Jackson (119) became the first *rookie* RB-QB teammates to each rush for 100 yards in a game in NFL history

— PERSONAL —

- Born in the middle of the Liberian Civil War, Edwards and his family fled the violence to find a better life in the U.S.
- During the 2020 offseason, began his rapping career under the moniker "Gusto"
- Earned a bachelor's degree from Miami, and while at Rutgers, was a graduate student in the adult & continuing education program

GUS EDWARDS' NFL REGULAR SEASON RUSHING/RECEIVING STATISTICS

DATE	TEAM	GP	GS	RUSHING					RECEIVING				
				NO.	YDS.	AVG.	LG	TD	NO.	YDS.	AVG.	LG	TD
2018	Ravens	11	6	137	718	5.2	43	2	2	20	10.0	13	0
2019	Ravens	16	1	133	711	5.3	63t	2	7	45	6.4	10	0
2020	Ravens	16	6	144	723	5.0	36	6	9	129	14.3	34	0
2021	Ravens	0	0	0	0	0.0	0	0	0	0	0.0	0	0
NFL TOTALS		43	13	414	2,152	5.2	63T	10	18	194	10.8	34	0

GUS EDWARDS' NFL POSTSEASON RUSHING/RECEIVING STATISTICS

DATE	TEAM	GP	GS	RUSHING					RECEIVING				
				NO.	YDS.	AVG.	LG	TD	NO.	YDS.	AVG.	LG	TD
2018	Ravens	1	1	8	23	2.9	5	0	0	0	0.0	0	0
2019	Ravens	1	0	3	20	6.7	19	0	0	0	0.0	0	0
2020	Ravens	2	1	18	80	4.4	12	0	0	0	0.0	0	0
NFL TOTALS		4	2	29	123	4.2	19	0	0	0	0.0	0	0



35 GUS EDWARDS

SINGLE-GAME HIGHS: RUSHING/RECEIVING

Rush Attempts 23 vs. Oakland Raiders, Nov 25, 2018
Rushing Yards 130 vs. Pittsburgh Steelers, Dec 29, 2019
Longest Runs 63t vs. Houston Texans, Nov 17, 2019
Rushing TDs 2 at Cleveland Browns, Dec 14, 2020
Receptions 2 vs. New York Giants, Dec 27, 2020
 ...3 more at 2.

Receiving Yards 37 vs. New York Giants, Dec 27, 2020
Longest Receptions 34 vs. Jacksonville Jaguars, Dec 20, 2020
All-Purpose Yards 132 vs. Pittsburgh Steelers, Dec 29, 2019
Most TDs 2 at Cleveland Browns, Dec 14, 2020
Rushing Average 14.4 vs. Dallas Cowboys, Dec 08, 2020

2021 GAME-BY-GAME REGULAR-SEASON STATISTICS (RAVENS)

DATE	OPPONENT	P/S	RUSHING					RECEIVING					W/L	SCORE	
			NO.	YDS.	AVG.	LG	TD	NO.	YDS.	AVG.	LG	TD			
09/13	at Raiders													L	27-33+
09/19	Chiefs													W	36-35
09/26	at Lions													W	19-17
10/03	at Broncos													W	23-7
10/11	Colts													W	31-25+
2021 TOTALS		0-0	0	0	0.0	0	0	0	0	0.0	0	0	0	4-1	

+ - Overtime



32

DESHON ELLIOTT

SAFETY

6-1 | 210

COLLEGE: TEXAS

BORN: 4/21/97, DALLAS, TX

EXP. (NFL/RAVENS): 4/4

GP/GS (PLAYOFFS): 25/19 (2/2)



— KEY TRANSACTIONS —

- Placed on Injured Reserve (knee) on 10/15/19
- Placed on Injured Reserve after suffering a fractured forearm in the preseason win at Mia. (8/25/18)
- Was selected by the Ravens in the sixth round (190th overall) of the 2018 NFL Draft...Was the first of Baltimore's three picks in the round (T Greg Senat, 212th and C Bradley Bozeman, 215th)

— CAREER HIGHLIGHTS —

- In 2020, totaled a career-high 80 tackles (51 solo), 2.5 sacks, 3 TFL, 5 QBHs, 2 FFs and 4 PD for the NFL's No. 2 scoring defense (18.9 ppg) and No. 2 third-down unit (34.0%)... Baltimore led the NFL with 25 FFs.
- Played in six games in 2019, recording 3 tackles and 1 PD, before being placed on IR (knee) on 10/15/19
- Placed on Injured Reserve after suffering a fractured forearm in the preseason win at Mia. (8/25/18)

— PERSONAL —

- Nickname is "The Joker"...Is a fan of the character and created a celebratory move inspired by the villain
- Enjoys skateboarding and is a big movie buff
- Majored in corporate communications at Texas

— 2021 SEASON HIGHLIGHTS —

- Recorded 3 solo tackles and 1 QBH before leaving the game with a concussion in the 36-35 win vs. KC (9/19)...Baltimore limited Kansas City to 1-of-6 (16.7%) on third down
- Produced 7 tackles at LV (9/13)...Helped hold the Raiders to 3-of-6 in red zone TD efficiency, limiting them to 1 FG, forcing 1 turnover on downs and making 1 INT (CB Anthony Averett) inside the 20

DESHON ELLIOTT'S NFL REGULAR SEASON DEFENSIVE STATISTICS

DATE	TEAM	GP	GS	TACKLES							INTERCEPTIONS					FUMBLES				ST				MISC				
				TK	S	A	TFL	YDS	SK	YDS	QBH	NO	YDS	LG	TD	PD	FF	FR	TD	YDS	TK	S	A	FF	FR	S	A	
2018	Ravens	0	0	0	0	0	0	0	0	0.0	0.0	0	0	0	0	0	0	0	0	0	0	0	0	0	0	0	0	
2019	Ravens	6	0	3	3	0	0	0	0.0	0.0	0	0	0	0	1	0	0	0	0	0	0	0	3	3	0	0	0	0
2020	Ravens	16	16	80	51	29	3	15	2.5	14.0	5	0	0	0	0	4	2	0	0	0	0	0	0	0	0	0	0	0
2021	Ravens	3	3	12	9	3	0	0	0.0	0.0	1	0	0	0	0	0	0	0	0	0	0	0	0	0	0	0	0	0
NFL TOTALS		25	19	95	63	32	3	15	2.5	14.0	6	0	0	0	0	5	2	0	0	0	0	3	3	0	0	0	0	0

DESHON ELLIOTT'S NFL POSTSEASON DEFENSIVE STATISTICS

DATE	TEAM	GP	GS	TACKLES							INTERCEPTIONS					FUMBLES				ST				MISC				
				TK	S	A	TFL	YDS	SK	YDS	QBH	NO	YDS	LG	TD	PD	FF	FR	TD	YDS	TK	S	A	FF	FR	S	A	
2018	Ravens	0	0	0	0	0	0	0	0.0	0.0	0	0	0	0	0	0	0	0	0	0	0	0	0	0	0	0	0	0
2019	Ravens	0	0	0	0	0	0	0	0.0	0.0	0	0	0	0	0	0	0	0	0	0	0	0	0	0	0	0	0	0
2020	Ravens	2	2	8	6	2	0	0	0.0	0.0	0	0	0	0	1	0	0	0	0	0	0	1	1	0	0	0	0	0
NFL TOTALS		2	2	8	6	2	0	0	0.0	0.0	0	0	0	0	1	0	0	0	0	0	0	1	1	0	0	0	0	0

SINGLE-GAME HIGHS: DEFENSIVE

Total Tackles 7 at Las Vegas Raiders, Sep 13, 2021
...4 more at 7.

Sacks 1.0 vs. Cincinnati Bengals, Oct 11, 2020
...1 more at 1.0.

Passes Defensed 1 at Cleveland Browns, Dec 14, 2020
...4 more at 1.

Forced Fumbles 2 at Philadelphia Eagles, Oct 18, 2020

Tackles For Loss 2 vs. Cincinnati Bengals, Oct 11, 2020

Special Teams Tackles 1 at Pittsburgh Steelers, Oct 06, 2019
...2 more at 1.

32 DESHON ELLIOTT

2021 GAME-BY-GAME REGULAR-SEASON STATISTICS (RAVENS)

DATE	OPPONENT	P/S	TACKLES							INTERCEPTIONS					FUMBLES				ST					MISC		W/L	SCORE	
			TK	S	A	SK	YDS	TFL	YDS	QBH	NO	YDS	LG	TD	PD	FF	FR	TD	YDS	TK	S	A	FF	FR	S			A
09/13	at Raiders	S	7	4	3	0.0	0.0	0	0	0	0	0	0	0	0	0	0	0	0	0	0	0	0	0	0	0	L	27-33+
09/19	Chiefs	S	3	3	0	0.0	0.0	0	0	1	0	0	0	0	0	0	0	0	0	0	0	0	0	0	0	W	36-35	
09/26	at Lions	S	2	2	0	0.0	0.0	0	0	0	0	0	0	0	0	0	0	0	0	0	0	0	0	0	0	W	19-17	
10/03	at Broncos										ON INACTIVE LIST															W	23-7	
10/11	Colts										ON INACTIVE LIST															W	31-25+	
2021 TOTALS		3-3	12	9	3	0.0	0.0	0	0	1	0	0	0	0	0	0	0	0	0	0	0	0	0	0	0	0	4-1	

+ - Overtime





71 JUSTIN ELLIS

COLLEGE: LOUISIANA TECH
 DEFENSIVE TACKLE BORN: 12/27/90, NEVILLE, LA
 6-2 | 350 EXP. (NFL/RAVENS): 8/3 GP/GS (PLAYOFFS): 88/46 (3/0)



— KEY TRANSACTIONS —

- Signed from the Ravens' practice squad to the active roster on 9/15/21
- Activated from the practice squad (standard elevation) on 9/13/21
- Signed to the Ravens' practice squad 9/1/21
- Released by Baltimore on 8/23/21
- Re-signed by the Ravens (one-year contract) on 3/5/21
- Re-signed by the Ravens (one-year contract) on 3/21/20
- Signed by the Ravens on 11/12/19
- Placed on Injured Reserve by Oakland on 8/31/19 and was later released on 10/8/19
- Signed a contract extension with the Raiders on 3/12/18
- Originally selected by the Raiders in the fourth round (107th overall) of the 2014 NFL Draft

— HONORS —

- PFWA and *Sports Illustrated* All-Rookie teams (2014)

— CAREER HIGHLIGHTS —

- Produced 17 tackles (6 solo) and 1 PD in 13 games (three starts) in 2020, helping Baltimore's defense rank No. 2 in both points allowed (18.9) and third-down efficiency (34.0%)
- In 2019, recorded 6 tackles in four games, helping Baltimore's defense rank No. 3 in points (17.6) and No. 4 in yards (300.6) allowed per game
- In 2017 with Oakland, appeared in 16 games, setting a career high with 48 tackles and adding a half-sack
- As a rookie in 2014, appeared in all 16 games, earning *Sports Illustrated* and PFWA All-Rookie honors

— PERSONAL —

- Nicknamed "Jelly" by his high school football coach
- Participated in numerous Oakland community events...Helped the Raiders host the UCSF Benioff Children's Hospital Pediatric Prom (2017) and hosted a "Skills and Drills" football camp in his hometown of Monroe, LA

JUSTIN ELLIS' NFL REGULAR SEASON DEFENSIVE STATISTICS

DATE	TEAM	GP	GS	TACKLES								INTERCEPTIONS					FUMBLES				ST					MISC					
				TK	S	A	TFL	YDS	SK	YDS	QBH	NO	YDS	LG	TD	PD	FF	FR	TD	YDS	TK	S	A	FF	FR	S	A				
2014	Raiders	16	14	21	16	5	1	1	0.0	0.0	1	0	0	0	0	1	0	0	0	0	0	0	0	0	0	0	0	0	0	0	0
2015	Raiders	12	9	22	19	3	2	1	0.0	0.0	1	0	0	0	0	1	0	0	0	0	0	0	0	0	0	0	0	0	0	0	0
2016	Raiders	16	4	21	15	6	1	0	0.0	0.0	0	0	0	0	0	0	0	0	0	0	0	0	0	0	0	0	0	0	0	0	0
2017	Raiders	16	14	48	27	21	1	1	0.5	0.5	1	0	0	0	0	0	0	0	0	0	0	0	0	0	0	0	0	0	0	0	0
2018	Raiders	6	1	7	3	4	1	1	0.0	0.0	0	0	0	0	0	0	0	0	0	0	0	0	0	0	0	0	0	0	0	0	0
2019	Raiders	0	0	0	0	0	0	0	0.0	0.0	0	0	0	0	0	0	0	0	0	0	0	0	0	0	0	0	0	0	0	0	0
		Went from Oakland to Baltimore.																													
2019	Ravens	4	0	6	2	4	0	0	0.0	0.0	0	0	0	0	0	0	0	0	0	0	0	0	0	0	0	0	0	0	0	0	0
2019	TOTAL	4	0	6	2	4	0	0	0.0	0.0	0	0	0	0	0	0	0	0	0	0	0	0	0	0	0	0	0	0	0	0	0
2020	Ravens	13	3	17	6	11	0	0	0.0	0.0	0	0	0	0	0	1	0	0	0	0	0	0	0	0	0	0	0	0	0	0	0
2021	Ravens	5	1	5	3	2	0	0	0.0	0.0	0	0	0	0	0	0	0	0	0	0	0	0	0	0	0	0	0	0	0	0	0
NFL TOTALS		88	46	147	91	56	6	4	0.5	0.5	3	0	0	0	0	3	0	0	0	0	0	0	0	0	0	0	0	0	0	0	0

JUSTIN ELLIS' NFL POSTSEASON DEFENSIVE STATISTICS

DATE	TEAM	GP	GS	TACKLES								INTERCEPTIONS					FUMBLES				ST					MISC					
				TK	S	A	TFL	YDS	SK	YDS	QBH	NO	YDS	LG	TD	PD	FF	FR	TD	YDS	TK	S	A	FF	FR	S	A				
2016	Raiders	1	0	2	0	2	0	0	0.0	0.0	0	0	0	0	0	0	0	0	0	0	0	0	0	0	0	0	0	0	0	0	0
2019	Ravens	1	0	1	1	0	0	0	0.0	0.0	0	0	0	0	0	0	0	0	0	0	0	0	0	0	0	0	0	0	0	0	0
2020	Ravens	1	0	1	1	0	0	0	0.0	0.0	0	0	0	0	0	0	0	0	0	0	0	0	0	0	0	0	0	0	0	0	0
NFL TOTALS		3	0	4	2	2	0	0	0.0	0.0	0	0	0	0	0	0	0	0	0	0	0	0	0	0	0	0	0	0	0	0	0

SINGLE-GAME HIGHS: DEFENSIVE

Total Tackles 7 vs. Kansas City Chiefs, Oct 19, 2017
Sacks 0.5 at Tennessee Titans, Sep 10, 2017

Passes Defensed 1 at Indianapolis Colts, Nov 08, 2020
 ...2 more at 1.
Tackles For Loss 1 vs. Pittsburgh Steelers, Dec 09, 2018
 ...5 more at 1.

71 JUSTIN ELLIS

2021 GAME-BY-GAME REGULAR-SEASON STATISTICS (RAVENS)

DATE	OPPONENT	P/S	TACKLES							INTERCEPTIONS					FUMBLES				ST				MISC		W/L	SCORE		
			TK	S	A	SK	YDS	TFL	YDS	QBH	NO	YDS	LG	TD	PD	FF	FR	TD	YDS	TK	S	A	FF	FR			S	A
09/13	at Raiders	P	1	1	0	0.0	0.0	0	0	0	0	0	0	0	0	0	0	0	0	0	0	0	0	0	0	0	L	27-33+
09/19	Chiefs	P	1	0	1	0.0	0.0	0	0	0	0	0	0	0	0	0	0	0	0	0	0	0	0	0	0	0	W	36-35
09/26	at Lions	S	2	2	0	0.0	0.0	0	0	0	0	0	0	0	0	0	0	0	0	0	0	0	0	0	0	0	W	19-17
10/03	at Broncos	P	0	0	0	0.0	0.0	0	0	0	0	0	0	0	0	0	0	0	0	0	0	0	0	0	0	0	W	23-7
10/11	Colts	P	1	0	1	0.0	0.0	0	0	0	0	0	0	0	0	0	0	0	0	0	0	0	0	0	0	0	W	31-25+
2021 TOTALS		5-1	5	3	2	0.0	0.0	0	0	0	0	0	0	0	0	0	0	0	0	0	0	0	0	0	0	0	4-1	

+ - Overtime



45 JAYLON FERGUSON

COLLEGE: LOUISIANA TECH

OUTSIDE LINEBACKER BORN: 12/14/95, ST. FRANCISVILLE, LA

6-5 | 270

EXP. (NFL/RAVENS): 3/3

GP/GS (PLAYOFFS): 30/10 (1/1)



— KEY TRANSACTIONS —

- Jaylon Ferguson was selected by the Ravens in the third round (85th overall) of the 2019 NFL Draft...Was the first of two players (WR Miles Boykin) selected in the round

— CAREER HIGHLIGHTS —

- Saw action in 14 games (one start) in 2020, tallying 30 tackles (21 solo), 2 sacks, 7 TFL, 5 QBHs, 1 FR and 1 PD...Helped Baltimore's defense rank No. 2 in both points allowed (18.9) and third-down efficiency (34.0%)
- Posted a career-high 6 tackles (3 solo) and 1 TFL in the 27-3 win vs. Cin. (10/11/20)
- In his rookie season, recorded 31 tackles, 2.5 sacks, 1 PD and 1 FR, helping Baltimore's defense rank No. 3 in points (17.6) and No. 4 in yards (300.6) allowed per game

- Talled his first-career sack (-7 yards) and first-career FR in the 41-7 victory vs. Hou. (11/17/19)
- With a career-high 46 defensive snaps, notched his first-career TFL in the 30-16 win at Sea. (10/20/19)

— PERSONAL —

- Following a devastating tornado strike, spent time on 2019 draft week lending a helping hand in the relief efforts surrounding his college community of Ruston, LA
- Nickname is "Sack Daddy"
- Graduated with a degree in general studies

JAYLON FERGUSON'S NFL REGULAR SEASON DEFENSIVE STATISTICS

DATE	TEAM	GP	GS	TACKLES							INTERCEPTIONS					FUMBLES				ST			MISC							
				TK	S	A	TFL	YDS	SK	YDS	QBH	NO	YDS	LG	TD	PD	FF	FR	TD	YDS	TK	S	A	FF	FR	S	A			
2019	Ravens	14	9	31	20	11	6	24	2.5	18.0	9	0	0	0	0	1	0	1	0	0	0	0	0	0	0	0	0	0	0	0
2020	Ravens	14	1	30	21	9	7	36	2.0	25.0	5	0	0	0	0	1	0	1	0	0	0	0	0	0	0	0	0	0	0	
2021	Ravens	2	0	2	1	1	0	0	0.0	0.0	0	0	0	0	0	0	0	0	0	0	0	0	0	0	0	0	0	0		
NFL TOTALS		30	10	63	42	21	13	60	4.5	43.0	14	0	0	0	0	2	0	2	0	0	0	0	0	0	0	0	0	0	0	

JAYLON FERGUSON'S NFL POSTSEASON DEFENSIVE STATISTICS

DATE	TEAM	GP	GS	TACKLES							INTERCEPTIONS					FUMBLES				ST			MISC					
				TK	S	A	TFL	YDS	SK	YDS	QBH	NO	YDS	LG	TD	PD	FF	FR	TD	YDS	TK	S	A	FF	FR	S	A	
2019	Ravens	1	1	1	1	0	0	0	0.0	0.0	1	0	0	0	0	0	0	0	0	0	0	0	0	0	0	0	0	0
2020	Ravens	0	0	0	0	0	0	0	0.0	0.0	0	0	0	0	0	0	0	0	0	0	0	0	0	0	0	0	0	
NFL TOTALS		1	1	1	1	0	0	0	0.0	0.0	1	0	0	0	0	0	0	0	0	0	0	0	0	0	0	0	0	

SINGLE-GAME HIGHS: DEFENSIVE

Total Tackles 6 vs. Cincinnati Bengals, Oct 11, 2020
Sacks 1.0 vs. Pittsburgh Steelers, Nov 01, 2020
 ...3 more at 1.0.
Passes Defensed 1 at Cincinnati Bengals, Jan 03, 2021
 ...1 more at 1.

Fumble Recoveries 1 vs. Kansas City Chiefs, Sep 28, 2020
 ...1 more at 1.
Tackles For Loss 2 vs. Pittsburgh Steelers, Nov 01, 2020
 ...2 more at 2.

2021 GAME-BY-GAME REGULAR-SEASON STATISTICS (RAVENS)

DATE	OPPONENT	P/S	TACKLES							INTERCEPTIONS					FUMBLES				ST			MISC			W/L	SCORE		
			TK	S	A	SK	YDS	TFL	YDS	QBH	NO	YDS	LG	TD	PD	FF	FR	TD	YDS	TK	S	A	FF	FR			S	A
09/13	at Raiders	P	2	1	1	0.0	0.0	0	0	0	0	0	0	0	0	0	0	0	0	0	0	0	0	0	0	0	L	27-33+
09/19	Chiefs	P	0	0	0	0.0	0.0	0	0	0	0	0	0	0	0	0	0	0	0	0	0	0	0	0	0	0	W	36-35
09/26	at Lions																									W	19-17	
10/03	at Broncos																									W	23-7	
10/11	Colts																									W	31-25+	
2021 TOTALS		2-0	2	1	1	0.0	0.0	0	0	0	0	0	0	0	0	0	0	0	0	0	0	0	0	0	0	0	4-1	

+ - Overtime



3

L.J. FORT

COLLEGE: NORTHERN IOWA

INSIDE LINEBACKER

BORN: 1/3/90, WAYNESVILLE, MO

6-0 | 232

EXP. (NFL/RAVENS): 7/3

GP/GS (PLAYOFFS): 91/19 (7/2)



— KEY TRANSACTIONS —

- Placed on Injured Reserve (knee) on 8/23/21
- Re-signed (one-year contract) with the Ravens on 4/1/21
- Signed a two-year contract extension with the Ravens on 11/8/19
- Signed to the Ravens' 53-man roster on 9/30/19 after being released by the Eagles on 9/27/19
- Signed by Philadelphia on 3/4/19
- Elevated to Pittsburgh's active roster on 9/23/17
- Signed to Pittsburgh's practice squad on 9/13/17
- Waived by the Steelers on 9/12/17
- Signed by Pittsburgh on 11/15/16
- Waived by the Steelers on 11/12/16
- Elevated to Pittsburgh's active roster on 12/28/15
- Signed to the Steelers' practice squad on 9/6/15
- Acquired by the Steelers via waivers on 8/19/15
- Waived by the Patriots on 8/18/15
- Signed by the Patriots on 8/4/15 after being waived by the Bengals on 4/29/15
- Signed by the Bengals on 1/5/15
- Signed to the Bengals' practice squad on 11/11/14
- Released by the Seahawks on 11/11/14
- Signed to Seattle's practice squad on 11/6/14
- Waived by the Seahawks on 11/4/14
- Elevated to Seattle's active roster on 10/29/2014
- Signed to the Seahawks' practice squad on 10/21/14

- Waived by the Broncos on 8/30/14 after signing on 1/1/14
- Waived by the Browns on 9/1/13
- Originally signed with the Browns as an undrafted rookie free agent in 2012

— CAREER HIGHLIGHTS —

- In 2020, produced a career-high 46 tackles (28 solo) and registered 2 TFL, 2 PD, 2 FRs and 1 FF, while adding 8 special teams tackles...Returned one of his FRs 22 yards for his second-career TD...Helped Baltimore's defense rank No. 2 in both points allowed (18.9) and third-down efficiency (34.0%), also leading the NFL in FFs (25)
- Registered a 22-yard FR-TD return off a CB Marlon Humphrey FF in the 33-16 win at Hou. (9/20/20), marking his second-career D-TD
- In 2019, recorded 26 tackles, 2 sacks (-12 yards) and 1 PD, helping the Ravens' defense rank No. 3 in points (17.6) and No. 4 in yards (300.6) allowed per game
- In 2018, recorded 43 tackles, 1 sack and 1 FR-TD while with Pittsburgh
- In 2012, played in 16 games as a rookie with Cleveland, producing 13 tackles, 1 sack, 1 INT and 3 PD
- Recorded his first INT in his NFL debut vs. Phi. (9/9/12)

— PERSONAL —

- He and his wife, Stephanie, welcomed their first son, Benaiah James, in February of 2019
- His parents served in the Army and frequently moved to different military bases

L.J. FORT'S NFL REGULAR SEASON DEFENSIVE STATISTICS

DATE	TEAM	GP	GS	TACKLES							INTERCEPTIONS					FUMBLES				ST			MISC						
				TK	S	A	TFL	YDS	SK	YDS	QBH	NO	YDS	LG	TD	PD	FF	FR	TD	YDS	TK	S	A	FF	FR	S	A		
2012	Browns	16	1	13	8	5	1	0	1.0	1.0	2	1	10	10	0	3	0	0	0	0	7	5	2	0	0	0	0		
2014	Seahawks	1	0	0	0	0	0	0	0.0	0.0	0	0	0	0	0	0	0	0	0	0	0	0	0	0	0	0			
2015	Steelers	0	0	0	0	0	0	0	0.0	0.0	0	0	0	0	0	0	0	0	0	0	0	0	0	0	0	0			
2016	Steelers	14	0	2	2	0	0	0	0.0	0.0	1	0	0	0	0	0	0	0	0	2	1	1	0	0	0	0			
2017	Steelers	15	0	2	2	0	1	7	1.0	7.0	1	0	0	0	4	0	0	0	0	9	7	2	0	0	0	0			
2018	Steelers	15	2	43	34	9	3	11	1.0	7.0	3	0	0	0	0	0	1	1	0	5	4	1	0	0	0	0			
2019	Eagles	4	0	0	0	0	0	0	0.0	0.0	0	0	0	0	0	0	0	0	0	2	1	1	0	0	0	0			
		Went from Philadelphia to Baltimore.																											
2019	Ravens	12	8	26	14	12	4	19	2.0	12.0	2	0	0	0	0	1	0	0	0	9	7	2	0	0	0	0	0		
2019	TOTAL	16	8	26	14	12	4	19	2.0	12.0	2	0	0	0	0	1	0	0	0	11	8	3	0	0	0	0	0		
2020	Ravens	14	8	46	28	18	2	4	0.0	0.0	1	0	0	0	0	2	1	2	1	24	7	4	3	0	0	0	0		
2021	Ravens	0	0	0	0	0	0	0	0.0	0.0	0	0	0	0	0	0	0	0	0	0	0	0	0	0	0	0	0		
NFL TOTALS		91	19	132	88	44	11	41	5.0	27.0	10	1	10	10	0	10	1	3	2	24	41	29	12	0	0	0	0		

3 L.J. FORT

L.J. FORT'S NFL POSTSEASON DEFENSIVE STATISTICS

DATE	TEAM	GP	GS	TACKLES							INTERCEPTIONS					FUMBLES				ST				MISC			
				TK	S	A	TFL	YDS	SK	YDS	QBH	NO	YDS	LG	TD	PD	FF	FR	TD	YDS	TK	S	A	FF	FR	S	A
2015	Steelers	1	0	0	0	0	0	0	0.0	0.0	0	0	0	0	0	0	0	0	0	0	0	0	0	0	0	0	0
2016	Steelers	2	0	0	0	0	0	0	0.0	0.0	0	0	0	0	0	0	0	0	0	0	0	0	0	0	0	0	
2017	Steelers	1	0	1	1	0	0	0	0.0	0.0	0	0	0	0	0	1	0	0	0	0	0	0	0	0	0	0	
2019	Ravens	1	1	2	2	0	0	0	0.0	0.0	0	0	0	0	0	1	0	0	0	0	0	0	0	0	0	0	
2020	Ravens	2	1	6	5	1	2	2	0.0	0.0	1	0	0	0	0	0	0	0	0	0	0	0	0	0	0	0	
NFL TOTALS		7	2	9	8	1	2	2	0.0	0.0	1	0	0	0	0	2	0	0	0	0	0	0	0	0	0	0	

SINGLE-GAME HIGHS: DEFENSIVE

Total Tackles	12 vs. Los Angeles Chargers, Dec 02, 2018	Tackles For Loss	2 vs. Dallas Cowboys, Dec 08, 2020
Sacks	1.0 at Buffalo Bills, Dec 08, 2019 ...4 more at 1.0.	Interceptions	...1 more at 2. 1 vs. Philadelphia Eagles, Sep 09, 2012
Passes Defensed	2 vs. Philadelphia Eagles, Sep 09, 2012	Interception Return Yards	10 vs. Philadelphia Eagles, Sep 09, 2012
Forced Fumbles	1 vs. Cleveland Browns, Sep 13, 2020	Special Teams Tackles	2 at Buffalo Bills, Dec 08, 2019
Fumble Recoveries	1 at Houston Texans, Sep 20, 2020 ...2 more at 1.		...4 more at 2.

2021 GAME-BY-GAME REGULAR-SEASON STATISTICS (RAVENS)

DATE	OPPONENT	P/S	TACKLES							INTERCEPTIONS					FUMBLES				ST				MISC		W/L	SCORE	
			TK	S	A	SK	YDS	TFL	YDS	QBH	NO	YDS	LG	TD	PD	FF	FR	TD	YDS	TK	S	A	FF	FR			S
09/13	at Raiders																									L	27-33+
09/19	Chiefs																									W	36-35
09/26	at Lions																									W	19-17
10/03	at Broncos																									W	23-7
10/11	Colts																									W	31-25+
2021 TOTALS			0	0	0	0.0	0.0	0	0	0	0	0	0	0	0	0	0	0	0	0	0	0	0	0	0	4-1	

+ - Overtime



33



DEVONTA FREEMAN

RUNNING BACK

COLLEGE: FLORIDA STATE

5-8 | 206

BORN: 3/15/92, MIAMI, FL

EXP. (NFL/RAVENS): 8/1

GP/GS (PLAYOFFS): 86/63 (5/5)



— KEY TRANSACTIONS —

- Signed from the Ravens' practice squad to the active roster on 9/16/21
- Signed to the Ravens' practice squad on 9/10/21
- Released by the Saints on 8/31/21
- Signed with New Orleans on 8/1/21
- Signed to the Bills' practice squad on 1/12/21
- Released by the Giants on 1/7/21
- Placed on Injured Reserve (hamstring) on 11/13/20
- Signed a one-year contract with the Giants on 9/23/20
- Released by Atlanta on 3/16/20
- Placed on Injured Reserve (groin) on 10/16/18
- Signed a five-year extension with the Falcons on 8/9/17
- Devonta Freeman was originally selected by the Falcons in the fourth round (103rd overall) of the 2014 NFL Draft

— HONORS —

- Two-time Pro Bowler (2015-16)
- AP second-team All-Pro (2015)
- NFC Offensive Player of the Week (Week 15, 2016)
- NFC Offensive Player of the Month (October 2015)

— CAREER HIGHLIGHTS —

- In 86 games played (63 starts), the two-time Pro Bowler (2015-16) has tallied 4,186 rushing yards and 33 TDs on 1,012 carries, while adding 267 receptions for 2,107 receiving yards and 11 TDs...In five postseason appearances (all starts), has recorded 235 rushing yards and 3 rushing TDs on 67 attempts, while adding 16 catches for 197 yards and 2 TDs
- Is one of eight players in NFL history to record a scrimmage TD in each of his first five postseason contests
- In 2020, appeared in five games (four starts) for the New York Giants, tallying 172 rushing yards and 1 TD on 54 attempts, while adding 58 receiving yards on 7 receptions
- Started all 14 games he appeared in for the Falcons in 2019, recording 656 rushing yards and 2 TDs on 184 carries, while adding 410 receiving yards and 4 TDs on 59 receptions
- Started two games in 2018, notching 68 rushing yards on 14 carries and 5 receptions for 23 receiving yards
- Started in all 14 games he appeared in during the 2017 regular season, totaling 865 rushing yards and 7 TDs on 196 carries, while adding 317 receiving yards and 1 TD on 36 catches...Saw action in two playoff contests (both starts), registering 73 rushing yards and 1 TD on 28 carries, while adding 6 receptions for 29 yards and 1 TD

- In 2016, started all 16 regular season contests for the first time in his career, recording a career-high 1,079 rushing yards and 11 rushing TDs on 227 attempts (4.8 avg), adding 54 receptions for 462 yards and 2 TDs, en route to earning Pro Bowl honors for the second-consecutive season...Started all three postseason contests during the Falcons' Super Bowl run, recording 162 rushing yards and 2 TDs on 39 carries, while adding 12 receptions for 166 yards and 1 TD...In Super Bowl LI vs. New England, finished with 75 rushing yards and 1 TD on 11 carries, while adding two receptions for 46 yards...His 121 yards from scrimmage led the Falcons
- In his 2015 Pro Bowl season, ranked at or near the top of the NFL in several offensive categories, including rushing yards (1,056 – seventh) and rushing TDs (11 – tied for first)...Also finished No. 3 among NFL running backs in both receptions (73) and receiving yards (578), while adding 3 TD receptions...His 1,634 yards from scrimmage were the league's third most, while his 14 scrimmage TDs ranked No. 1... Became the first player since the 1970 NFL merger to rush for 3 TDs in each of his first two starts...Was also the first player in the Super Bowl era to record 7 rushing TDs over his first three starts
- In his rookie (2014) campaign, appeared in all 16 games, registering 348 rushing yards and 1 TD on 65 attempts, while adding 30 receptions for 225 receiving yards and 1 TD

— PERSONAL —

- Since 2015, has teamed with other recognizable NFL players to host the Devonta Freeman Football and Cheerleading Camp and Community Outreach Day in his hometown of Miami
- Honored his aunt, who died from a heart attack at age 24, by donning the No. 24 as a member of the Atlanta Falcons
- Worked at a mortuary in Florida as a young man
- Once hit a home run in little league baseball against Broncos QB Teddy Bridgewater
- Grew up in Liberty City, the 13 square blocks of Miami Public Housing that have also produced NFL players Teddy Bridgewater, Antonio Brown, Amari Cooper, Elvis Dumervil, T.Y. Hilton, Chad Johnson and Willis McGahee, among others

— 2021 SEASON HIGHLIGHTS —

- Produced 29 yards on 2 rushes in his Ravens debut, in the 36-35 win vs. KC (9/19)...Baltimore eclipsed 100 rushing yards for the 41st-straight game, as the offense converted 6-of-11 (54.5%) third downs and scored a TD on all four red zone opportunities



33 DEVONTA FREEMAN

DEVONTA FREEMAN'S NFL REGULAR SEASON RUSHING/RECEIVING STATISTICS

DATE	TEAM	GP	GS	RUSHING					RECEIVING				
				NO.	YDS.	AVG.	LG	TD	NO.	YDS.	AVG.	LG	TD
2014	Falcons	16	0	65	248	3.8	31t	1	30	225	7.5	36	1
2015	Falcons	15	13	265	1,056	4.0	39	11	73	578	7.9	44	3
2016	Falcons	16	16	227	1,079	4.8	75t	11	54	462	8.6	35	2
2017	Falcons	14	14	196	865	4.4	44	7	36	317	8.8	29	1
2018	Falcons	2	2	14	68	4.9	20	0	5	23	4.6	14	0
2019	Falcons	14	14	184	656	3.6	28	2	59	410	6.9	28	4
2020	Giants	5	4	54	172	3.2	14	1	7	58	8.3	18	0
2021	Ravens	4	0	7	42	6.0	31	0	3	34	11.3	15	0
NFL TOTALS		86	63	1,012	4,186	4.1	75T	33	267	2,107	7.9	44	11

DEVONTA FREEMAN'S NFL POSTSEASON RUSHING/RECEIVING STATISTICS

DATE	TEAM	GP	GS	RUSHING					RECEIVING				
				NO.	YDS.	AVG.	LG	TD	NO.	YDS.	AVG.	LG	TD
2016	Falcons	3	3	39	162	4.2	37	2	10	168	16.8	53	1
2017	Falcons	2	2	28	73	2.6	22	1	6	29	4.8	13	1
2020	Bills	0	0	0	0	0.0	0	0	0	0	0.0	0	0
NFL TOTALS		5	5	67	235	3.5	37	3	16	197	12.3	53	2

SINGLE-GAME HIGHS: RUSHING/RECEIVING

Rush Attempts
Rushing Yards
Longest Runs
Rushing TDs

30 at Dallas Cowboys, Sep 27, 2015
153 vs. Washington Football Team, Oct 11, 2015
75t vs. New Orleans Saints, Jan 01, 2017
3 vs. San Francisco 49ers, Dec 18, 2016
...2 more at 3.

Receptions
Receiving Yards
Longest Receptions

10 at Tampa Bay Buccaneers, Dec 06, 2015
85 vs. Carolina Panthers, Dec 31, 2017
44 vs. Houston Texans, Oct 04, 2015

Receiving TDs
All-Purpose Yards
Special Teams Tackles

2 at Arizona Cardinals, Oct 13, 2019
207 at New Orleans Saints, Sep 26, 2016
1 at Green Bay Packers, Dec 08, 2014
...2 more at 1.

Miscellaneous Tackles

1 vs. New Orleans Saints, Nov 28, 2019
...5 more at 1.

Most TDs

3 vs. San Francisco 49ers, Dec 18, 2016
...2 more at 3.

Rushing Average
Receiving Average

10.9 at New Orleans Saints, Sep 26, 2016
16.2 vs. New Orleans Saints, Jan 01, 2017
...1 more at 16.2.

2021 GAME-BY-GAME REGULAR-SEASON STATISTICS (RAVENS)

DATE	OPPONENT	P/S	RUSHING					RECEIVING					W/L	SCORE
			NO.	YDS.	AVG.	LG	TD	NO.	YDS.	AVG.	LG	TD		
09/13	at Raiders												L	27-33+
09/19	Chiefs	P	2	29	14.5	31	0	0	0	0.0	0	0	W	36-35
09/26	at Lions	P	3	8	2.7	5	0	0	0	0.0	0	0	W	19-17
10/03	at Broncos	P	1	4	4.0	4	0	0	0	0.0	0	0	W	23-7
10/11	Colts	P	1	1	1.0	1	0	3	34	11.3	15	0	W	31-25+
2021 TOTALS		4-0	7	42	6.0	31	0	3	34	11.3	15	0	4-1	

+ - Overtime



40 MALIK HARRISON

COLLEGE: OHIO STATE
 INSIDE LINEBACKER BORN: 3/5/98, COLUMBUS, OH
 6-3 | 247 EXP. (NFL/RAVENS): 2/2 GP/GS (PLAYOFFS): 21/12 (2/1)



— KEY TRANSACTIONS —

- Malik Harrison was selected by the Ravens in the third round (98th overall) of the 2020 NFL Draft...Was the third of four Ravens' picks (DT Justin Madubuike, WR Devin Duvernay and G Tyre Phillips) selected in the round

— CAREER HIGHLIGHTS —

- Saw action in 16 games (six starts) during his rookie campaign in 2020, totaling 36 tackles (21 solo), 1 TFL and 1 PD on defense, while adding 7 special teams tackles...Helped Baltimore's defense rank No. 2 in both points allowed (18.9) and third-down efficiency (34.0%)
- Notched a career-high 6 tackles (3 solo) and game-high 5 ST tackles (3 solo) in the 24-10 win at Ind. (11/8/20)... Baltimore's defense pitched a second-half shutout to help secure the team's 10th-consecutive road victory

- Started in his NFL debut, registering 4 solo tackles and 1 PD in the season-opening win vs. Cle. (9/13/20)...Baltimore's defense limited Cleveland to 0-for-3 on fourth down and 3-of-12 (25%) on third down

— PERSONAL —

- Grew up just 15 minutes from Ohio State University, in Walnut Ridge, OH
- Majored in human development and family science

— 2021 SEASON HIGHLIGHTS —

- Posted 5 tackles and 1 TFL in the 23-7 win vs. Den. (10/3), as Baltimore's defense pitched a second-half shutout and limited the Broncos to a season-low 256 total yards

MALIK HARRISON'S NFL REGULAR SEASON DEFENSIVE STATISTICS

DATE	TEAM	GP	GS	TACKLES								INTERCEPTIONS					FUMBLES				ST				MISC		
				TK	S	A	TFL	YDS	SK	YDS	QBH	NO	YDS	LG	TD	PD	FF	FR	TD	YDS	TK	S	A	FF	FR	S	A
2020	Ravens	16	7	36	21	15	1	1	0.0	0.0	0	0	0	0	0	1	0	0	0	0	8	5	3	0	0	0	0
2021	Ravens	5	5	14	9	5	2	3	0.0	0.0	0	0	0	0	0	0	0	0	0	0	2	1	1	0	0	0	0
NFL TOTALS		21	12	50	30	20	3	4	0.0	0.0	0	0	0	0	0	1	0	0	0	0	10	6	4	0	0	0	0

MALIK HARRISON'S NFL POSTSEASON DEFENSIVE STATISTICS

DATE	TEAM	GP	GS	TACKLES								INTERCEPTIONS					FUMBLES				ST				MISC		
				TK	S	A	TFL	YDS	SK	YDS	QBH	NO	YDS	LG	TD	PD	FF	FR	TD	YDS	TK	S	A	FF	FR	S	A
2020	Ravens	2	1	2	0	2	0	0	0.0	0.0	0	0	0	0	0	0	0	0	0	0	2	0	2	0	0	0	0
NFL TOTALS		2	1	2	0	2	0	0	0.0	0.0	0	0	0	0	0	0	0	0	0	0	2	0	2	0	0	0	0

SINGLE-GAME HIGHS: DEFENSIVE

Total Tackles
Passes Defensed

7 vs. Tennessee Titans, Nov 22, 2020
 1 vs. Cleveland Browns, Sep 13, 2020

Tackles For Loss

1 at Denver Broncos, Oct 03, 2021
 ...2 more at 1.

Special Teams Tackles

5 at Indianapolis Colts, Nov 08, 2020

2021 GAME-BY-GAME REGULAR-SEASON STATISTICS (RAVENS)

DATE	OPPONENT	P/S	TACKLES								INTERCEPTIONS					FUMBLES				ST				MISC		W/L	SCORE	
			TK	S	A	SK	YDS	TFL	YDS	QBH	NO	YDS	LG	TD	PD	FF	FR	TD	YDS	TK	S	A	FF	FR	S			A
09/13	at Raiders	S	3	3	0	0.0	0.0	0	0	0	0	0	0	0	0	0	0	0	0	0	0	0	0	0	0	0	L	27-33+
09/19	Chiefs	S	3	2	1	0.0	0.0	0	0	0	0	0	0	0	0	0	0	0	0	0	0	0	0	0	0	0	W	36-35
09/26	at Lions	S	1	1	0	0.0	0.0	1	3	0	0	0	0	0	0	0	0	0	0	1	1	0	0	0	0	0	W	19-17
10/03	at Broncos	S	5	2	3	0.0	0.0	1	0	0	0	0	0	0	0	0	0	0	0	0	0	0	0	0	0	0	W	23-7
10/11	Colts	S	2	1	1	0.0	0.0	0	0	0	0	0	0	0	0	0	0	0	0	1	0	1	0	0	0	0	W	31-25+
2021 TOTALS		5-5	14	9	5	0.0	0.0	2	3	0	0	0	0	0	0	0	0	0	0	2	1	1	0	0	0	0	4-1	

+ - Overtime



59 DAE LIN HAYES

COLLEGE: NOTRE DAME
 OUTSIDE LINEBACKER BORN: 5/16/98, BELLEVILLE, MI
 6-4 | 253 EXP. (NFL/RAVENS): ROOKIE GP/GS (PLAYOFFS): 1/0



— KEY TRANSACTIONS —

- Placed on Injured Reserve (ankle) on 9/27/21
- Daelin Hayes was selected by the Ravens in the fifth round (171st overall) of the 2021 NFL Draft... Was the second of three Ravens' picks (DB Shaun Wade, 160th and TE Ben Mason, 184th) in the round

— COLLEGE HONORS —

- Team Captain (2020)
- Freddie Solomon Community Spirit Award Winner (2020), honoring a collegiate football player who has impacted the lives of others through giving and community service
- Jason Witten Collegiate Man of the Year Finalist (2020), recognizing exemplary leadership both on and off the field
- All-ACC Honorable Mention (2020)
- Mayo Clinic Comeback Player of the Year Semifinalist (2020), honoring those who overcame injury and illness to excel on the field
- Wuerffel Trophy Watch List (2020), honoring college football's most impactful leaders in community service
- Reese's Senior Bowl Top 250 (2020)
- ACC Top Six for Service Award Winner (2019-20), recognizing those who have shown a commitment to community service

— COLLEGE HIGHLIGHTS —

- Totaled 95 tackles (54 solo), 20.5 TFL, 9 sacks, 5 FRs, 3 FFs, 4 PD and 1 INT in 53 career games (24 starts) over five seasons at Notre Dame
- Was named ACC Defensive Lineman of the Week and *Pro Football Focus* Defensive MVP of the Week after totaling 2 sacks and 2 FFs in the 31-13 win at Georgia Tech (2020)... Both were single-game career-high marks... Hayes' 2 FFs tied for the most in a single game among all FBS players in 2020
- In 2018, appeared in 12 games (one start), totaling a career-high 31 tackles (15 solo), 5 TFL, 2 sacks, 1 FF, 1 FR and 1 PD

— PERSONAL —

- Earned a degree in film, television and theatre from Notre Dame
- Cites his mother, Lakeshia Neal, who had him at 19 years old, as his inspiration
- The Baltimore Ravens were his favorite childhood NFL team, because enjoyed watching Ray Lewis, Ed Reed and Terrell Suggs play
- Involved in the Robinson Community Learning Center in South Bend, IN, teaching a twice-weekly class at the center and working with fourth- and fifth-graders on how to resolve conflicts in a healthy manner
- Other volunteer efforts while at Notre Dame include: Food Bank of Northern Indiana (weekly in 2018); South Bend Center for the Homeless (weekly 2018-19); Boys & Girls Club of St. Joseph County (weekly in 2018); facilitator at Notre Dame Summer Bridge Program (2019), helping new freshman student-athletes begin college; Kindness to Prevent Blindness, helping underprivileged youth get eye exams and glasses; ambassador for Irish Strong mental health initiative for student-athletes; a representative for Fighting Irish Fight for Life program, which sees teams adopt children fighting a rare disease; volunteer to read weekly at Studebaker Elementary School (first-graders); and mentor at the South Bend Juvenile Detention Center

— NOTE THE QUOTE —

"Daelin Hayes is a guy that really fits our scheme and fits our defense. He's a great person, has a great motor and was productive. He can be used in a lot of different ways, and he gives Coach [Don] Martindale another player who can do multiple things very well."

— EVP & GM Eric DeCosta

— 2021 SEASON HIGHLIGHTS —

- Saw action on 4 snaps in his NFL debut before leaving the game with an ankle injury in the 19-17 win at Det. (9/26)

DAELIN HAYES' NFL REGULAR SEASON DEFENSIVE STATISTICS

DATE	TEAM	GP	GS	TACKLES							INTERCEPTIONS					FUMBLES			ST			MISC				
				TK	S	A	TFL	YDS	SK	YDS	QBH	NO	YDS	LG	TD	PD	FF	FR	TD	YDS	TK	S	A	FF	FR	S
2021	Ravens	1	0	0	0	0	0	0	0.0	0.0	0	0	0	0	0	0	0	0	0	0	0	0	0	0	0	0
NFL TOTALS		1	0	0	0	0	0	0	0.0	0.0	0	0	0	0	0	0	0	0	0	0	0	0	0	0	0	

59 DAELIN HAYES

2021 GAME-BY-GAME REGULAR-SEASON STATISTICS (RAVENS)

DATE	OPPONENT	P/S	TACKLES							INTERCEPTIONS					FUMBLES				ST			MISC		W/L	SCORE		
			TK	S	A	SK	YDS	TFL	YDS	QBH	NO	YDS	LG	TD	PD	FF	FR	TD	YDS	TK	S	A	FF			FR	S
09/13	at Raiders																									L	27-33+
09/19	Chiefs																									W	36-35
09/26	at Lions																									W	19-17
10/03	at Broncos																									W	23-7
10/11	Colts																									W	31-25+
2021 TOTALS			0	0	0	0.0	0.0	0	0	0	0	0	0	0	0	0	0	0	0	0	0	0	0	0	0	4-1	

+ - Overtime



43 JUSTICE HILL

RUNNING BACK
5-10 | 200

COLLEGE: OKLAHOMA STATE

BORN: 11/14/97, TULSA, OK

EXP. (NFL/RAVENS): 3/3

GP/GS (PLAYOFFS): 28/0 (3/0)



— KEY TRANSACTIONS —

- Waived (injured) and reverted to Injured Reserve (Achilles) on 9/7/21
- Justice Hill was selected by the Baltimore Ravens in the fourth round (113th overall) of the 2019 NFL Draft...Was the first of three Ravens' picks (G Ben Powers & CB Iman Marshall) in the round

— CAREER HIGHLIGHTS —

- Appeared in 12 games in 2020, totaling a team-high 9 special teams tackles and producing 1 FF for a unit that allowed only 5.7 yards per punt return (fourth best in the NFL)...Also tallied 80 scrimmage yards on 12 carries and 5 catches, as Baltimore finished with the NFL's No. 1 ranked rushing attack (191.9 ypg), which produced the third-most yards (3,071) ever in a 16-game NFL season
- Rushed for 39 yards and 1 TD in the win vs. Pit. (12/29/19)

- Scored his first-career TD on an 18-yard run in the 31-15 win at Cle. (12/22/19), helping clinch the franchise's first-ever No. 1 playoff seed
- Recorded a career-high 46-yard KOR, also adding 7 rushing yards on 2 carries, in the 26-23 OT victory at Pit. (10/6/19)
- Posted 27 yards on 7 carries in his NFL debut in the 59-10, season-opening victory at Mia. (9/8/19)...Helped the Ravens set single-game franchise records in total net yards (643) and points (59)

— PERSONAL —

- Brother, Dax, is a junior DB at Michigan and was named the team's Defensive Rookie of the Year as a true freshman in 2019
- Is a barber who enjoys cutting hair for his friends
- Majored in finance at Oklahoma State

JUSTICE HILL'S NFL REGULAR SEASON RUSHING/RECEIVING STATISTICS

DATE	TEAM	GP	GS	RUSHING					RECEIVING				
				NO.	YDS.	AVG.	LG	TD	NO.	YDS.	AVG.	LG	TD
2019	Ravens	16	0	58	225	3.9	18t	2	8	70	8.8	14	0
2020	Ravens	12	0	12	60	5.0	19	0	5	20	4.0	8	0
2021	Ravens	0	0	0	0	0.0	0	0	0	0	0.0	0	0
NFL TOTALS		28	0	70	285	4.1	19	2	13	90	6.9	14	0

JUSTICE HILL'S NFL POSTSEASON RUSHING/RECEIVING STATISTICS

DATE	TEAM	GP	GS	RUSHING					RECEIVING				
				NO.	YDS.	AVG.	LG	TD	NO.	YDS.	AVG.	LG	TD
2019	Ravens	1	0	0	0	0.0	0	0	4	26	6.5	14	0
2020	Ravens	2	0	0	0	0.0	0	0	0	0	0.0	0	0
NFL TOTALS		3	0	0	0	0.0	0	0	4	26	6.5	14	0

JUSTICE HILL'S NFL REGULAR SEASON RETURN STATISTICS

DATE	TEAM	KICKOFF RETURNS					PUNT RETURNS					
		RET.	YDS.	AVG.	LG	TD	NO.	FC	YDS.	AVG.	LG	TD
2019	Ravens	12	227	18.9	46	0	0	0	0	0.0	0	0
2020	Ravens	0	0	0.0	0	0	0	0	0	0.0	0	0
2021	Ravens	0	0	0.0	0	0	0	0	0	0.0	0	0
NFL TOTALS		12	227	18.9	46	0	0	0	0	0.0	0	0

JUSTICE HILL'S NFL POSTSEASON RETURN STATISTICS

DATE	TEAM	KICKOFF RETURNS					PUNT RETURNS					
		RET.	YDS.	AVG.	LG	TD	NO.	FC	YDS.	AVG.	LG	TD
2019	Ravens	0	0	0.0	0	0	0	0	0	0.0	0	0
2020	Ravens	0	0	0.0	0	0	0	0	0	0.0	0	0
NFL TOTALS		0	0	0.0	0	0	0	0	0	0.0	0	0

43 JUSTICE HILL

SINGLE-GAME HIGHS: RUSHING/RECEIVING

Rush Attempts 10 vs. Pittsburgh Steelers, Dec 29, 2019
Rushing Yards 39 vs. Pittsburgh Steelers, Dec 29, 2019
Longest Runs 19 at Pittsburgh Steelers, Dec 02, 2020
Rushing TDs 1 vs. Pittsburgh Steelers, Dec 29, 2019
 ...1 more at 1.
Receptions 3 at Cleveland Browns, Dec 22, 2019
Receiving Yards 32 at Cleveland Browns, Dec 22, 2019
Longest Receptions 14 at Cleveland Browns, Dec 22, 2019

All-Purpose Yards 60 vs. Arizona Cardinals, Sep 15, 2019
Kickoff Returns 2 vs. New England Patriots, Nov 03, 2019
 ...4 more at 2.
Kickoff Return Yards 47 at Kansas City Chiefs, Sep 22, 2019
Longest Kickoff Return 46 at Pittsburgh Steelers, Oct 06, 2019
Most TDs 1 vs. Pittsburgh Steelers, Dec 29, 2019
 ...1 more at 1.
Rushing Average 3.9 vs. Pittsburgh Steelers, Dec 29, 2019
 ...2 more at 3.9.

2021 GAME-BY-GAME REGULAR-SEASON STATISTICS (RAVENS)

DATE	OPPONENT	P/S	RUSHING					RECEIVING					W/L	SCORE	
			NO.	YDS.	AVG.	LG	TD	NO.	YDS.	AVG.	LG	TD			
09/13	at Raiders													L	27-33+
09/19	Chiefs													W	36-35
09/26	at Lions													W	19-17
10/03	at Broncos													W	23-7
10/11	Colts													W	31-25+
2021 TOTALS		0-0	0	0	0.0	0	0	0	0	0.0	0	0	0	4-1	

+ - Overtime





50



JUSTIN HOUSTON

COLLEGE: GEORGIA

OUTSIDE LINEBACKER BORN: 1/21/89, STATESBORO, GA

6-3 | 270

EXP. (NFL/RAVENS): 11/1

GP/GS (PLAYOFFS): 138/132 (8/7)



— KEY TRANSACTIONS —

- Signed with the Baltimore Ravens as a free agent on 7/31/21
- Signed a two-year deal with the Indianapolis Colts on 3/21/19
- Released by the Chiefs on 3/10/19
- Activated from the Physically Unable to Perform list (knee) on 11/9/16
- Placed on the Physically Unable to Perform list (knee) on 8/30/16
- Re-signed a six-year contract extension with Kansas City on 7/15/15
- Originally selected by the Kansas City Chiefs in the third round (70th overall) of the 2011 NFL Draft

— HONORS —

- Four-time Pro Bowler (2012-15)
- Two-time *Sporting News* First-Team All-Pro as an OLB (2014-15)
- AP & PFWA First-Team All-Pro as an OLB (2014)
- *Pro Football Focus* First-Team All-Pro as a DE (2014)
- *Pro Football Focus* Second-Team All-Pro as a DE (2013)
- AFC Defensive Player of the Month (September 2013)
- Three-time AFC Defensive Player of the Week (Week 5, 2019; Week 3, 2013; Week 1, 2013)
- Two-time *Pro Football Weekly* First-Team All-Conference (AFC) as an OLB (2013-14)
- Art Rooney Sportsmanship Award Finalist (2020)
- Kansas City Chiefs Ed Block Courage Award (2016)
- Deacon Jones Award (2014)

— CAREER HIGHLIGHTS —

- In 11 seasons with the Colts (2) and Chiefs (8) and Ravens (1), has played in 138 games (132 starts) and totaled 455 tackles (373 solo), 119 TFL, 98.5 sacks, 32 PD, 17 FFs, 13 FRs, 4 INTs and 2 TDs (1 INT-TD & 1 FR-TD)
- In 2020, started all 16 games for the Colts, collecting 25 tackles (19 solo), 11 TFL, 8 sacks, 2 FRs, and 1 FF...Recorded 0.5 sacks in his lone postseason appearance in Indy
- In 16 starts in 2019, had 44 tackles (33 solo), 18 TFL, 11 sacks, 2 FFs and 3 FRs...In Week 5 at Kansas City, he won AFC Defensive Player of the Week after he tallied 4 tackles (3 solo), 2.0 TFL and 1.0 sack
- In 2018, started 12 games and accumulated 37 tackles (28 solo), 15 TFL, 9 sacks, 1 INT, 1 PD, 5 FFs and 3 FRs...Started two postseason contests and had 4 solo tackles, 2 TFL, 2.0 sacks, 1 PD and 1 FR...His five forced fumbles ranked second on the team and fifth in the NFL

- In 2017, started 15 games and totaled 59 tackles (46 solo), a team-high 17 TFL, a team-high 9.5 sacks, 5 PD and 1 FR...Started one postseason game and had 2 solo tackles, 1 TFL, 1 sacks and 1 PD
- In 2016, was placed on the PUP list at the beginning of the season before coming back in Week 11 and starting five games...Totaled 21 tackles (20 solo), 6 TFL, 4 sacks, 1 PD and 1 FF...Started one postseason contest and had 6 tackles (5 solo)
- In 2015, started all 11 games he saw action in, amassing 30 tackles (25 solo), 12 TFL, 7.5 sacks, 6 PD, a career-best 2 INTs, while scoring 1 defensive TD en route to his fourth-consecutive trip to the Pro Bowl
- Started all 16 games in 2014 and accumulated 69 tackles (60 solo), a career-high 27 TFL, a league-leading 22 sacks, 5 PD and 4 FF...Won the 2014 Deacon Jones Award, given annually to the NFL leader in sacks...His 22 sacks set a Chiefs franchise record for a single season and are tied for second most in NFL history, only trailing Michael Strahan in 2001 (22.5)...Earned First-Team AP All-Pro and PFWA All-NFL honors, in addition to being named to the Pro Bowl
- In 2013, started 11 games and totaled 44 tackles (41 solo), 13 TFL, 11 sacks, 4 PD, 1 FF and 2 FRs...Started one postseason game and had 4 tackles (three solo), 1 TFL, 1 sacks, 1 PD and 1 FR...Earned AFC Defensive Player of the Week following Week 1 and Week 3, eventually being named AFC Defensive Player of the Month for September after compiling 19 tackles, 7.5 sacks, 2 FRs and 1 FF...Became the first Chiefs linebacker to win the award since Pro Football Hall of Fame linebacker Derrick Thomas in 1997, en route to being named a Pro Bowler for the second-consecutive year
- Started 16 games in 2012 and had 66 tackles (53 solo), 13 TFL, 10 sacks, 6 PD, 1 INT, 1 FF, 1 FR and 1 safety...Was selected to his first Pro Bowl
- As a rookie, appeared in 16 games (10 starts) and accumulated 51 tackles (43 solo), 13 TFL, 5.5 sacks, 4 PD, 1 FF and 1 FR...Was named the club's Mack Lee Hill Award winner, an honor given to Kansas City's top rookie or first-year player

— PERSONAL —

- Enjoys playing video games and basketball
- Considers his trainer, Curtis Winters, who he's known since his first year in college, one of his closest mentors
- Favorite vacation sport is Montego Bay
- Holds football camps back in his hometown of Statesboro, GA
- Is close with Ravens CB Marcus Peters, with whom he played while in KC



50 JUSTIN HOUSTON

— 2021 SEASON HIGHLIGHTS —

- Registered a season-high 3 tackles and 1 QBH in the 31-25 win vs. Ind. (10/11), as Baltimore limited Indianapolis to 1-of-4 (25%) in the red zone
- Recorded 2 tackles, 1 sack, 1 TFL and 1 QBH in the 23-7 win vs. Den. (10/3), as Baltimore's defense pitched a second-half shutout and limited the Broncos to a season-low 256 total yards
- Tallied 2 solo tackles, 1 TFL and 1 QBH against his former team in the 36-35 win vs. KC (9/19)...Laid a hit on QB Patrick Mahomes following an errant snap that led to an intentional grounding penalty...Baltimore limited Kansas City to 1-of-6 (16.7%) on third down
- Started at OLB in his Ravens debut, registering 2 tackles and 1 QBH at LV (9/13)...Helped hold the Raiders to 3-of-6 in red zone TD efficiency, limiting them to 1 FG, forcing 1 turnover on downs and making 1 INT (CB Anthony Averett) inside the 20

JUSTIN HOUSTON'S NFL REGULAR SEASON DEFENSIVE STATISTICS

DATE	TEAM	GP	GS	TACKLES								INTERCEPTIONS					FUMBLES				ST				MISC		
				TK	S	A	TFL	YDS	SK	YDS	QBH	NO	YDS	LG	TD	PD	FF	FR	TD	YDS	TK	S	A	FF	FR	S	A
2011	Chiefs	16	10	51	43	8	10	0	5.5	27.5	9	0	0	0	0	4	1	1	0	0	5	3	2	0	0	0	0
2012	Chiefs	16	16	66	53	13	13	10	10.0	69.0	18	1	32	32	0	6	1	1	0	4	0	0	0	0	0	0	0
2013	Chiefs	11	11	44	41	3	11	63	11.0	75.0	15	0	0	0	0	4	1	2	0	0	0	0	0	0	0	0	0
2014	Chiefs	16	16	69	60	9	23	112	22.0	99.0	25	0	0	0	0	5	4	0	0	0	0	0	0	0	0	0	0
2015	Chiefs	11	11	30	25	5	9	50	7.5	54.0	13	2	16	17t	1	6	1	0	0	0	0	0	0	0	0	0	0
2016	Chiefs	5	5	21	20	1	6	21	4.0	17.0	6	0	0	0	0	1	1	0	0	0	0	0	0	0	0	0	0
2017	Chiefs	15	15	59	46	13	16	74	9.5	54.0	20	0	0	0	0	5	0	1	1	13	0	0	0	0	0	0	0
2018	Chiefs	12	12	37	28	9	8	15	9.0	56.5	12	1	4	4	0	1	5	3	0	0	0	0	0	0	0	0	0
2019	Colts	16	16	44	33	11	13	72	11.0	66.0	18	0	0	0	0	0	2	3	0	0	0	0	0	0	0	0	0
2020	Colts	16	16	25	19	6	8	43	8.0	64.5	12	0	0	0	0	0	1	2	0	0	0	0	0	0	0	0	0
2021	Ravens	4	4	9	5	4	2	2	1.0	1.0	4	0	0	0	0	0	0	0	0	0	0	0	0	0	0	0	0
NFL TOTALS		138	132	455	373	82	119	462	98.5	583.5	152	4	52	32	1	32	17	13	1	17	5	3	2	0	0	0	0

JUSTIN HOUSTON'S NFL POSTSEASON DEFENSIVE STATISTICS

DATE	TEAM	GP	GS	TACKLES								INTERCEPTIONS					FUMBLES				ST				MISC			
				TK	S	A	TFL	YDS	SK	YDS	QBH	NO	YDS	LG	TD	PD	FF	FR	TD	YDS	TK	S	A	FF	FR	S	A	
2013	Chiefs	1	1	4	3	1	1	7	1.0	7.0	3	0	0	0	0	1	0	1	0	7	0	0	0	0	0	0	0	0
2015	Chiefs	2	1	3	2	1	0	0	0.0	0.0	1	0	0	0	0	0	0	0	0	0	0	0	0	0	0	0	0	0
2016	Chiefs	1	1	6	5	1	0	0	0.0	0.0	0	0	0	0	0	0	0	0	0	0	0	0	0	0	0	0	0	0
2017	Chiefs	1	1	2	2	0	1	1	1.0	1.0	2	0	0	0	0	1	0	0	0	0	0	0	0	0	0	0	0	0
2018	Chiefs	2	2	4	4	0	2	15	2.0	15.0	2	0	0	0	0	1	0	1	0	0	0	0	0	0	0	0	0	0
2020	Colts	1	1	1	0	1	0	0	0.5	2.5	1	0	0	0	0	0	0	0	0	0	0	0	0	0	0	0	0	0
NFL TOTALS		8	7	20	16	4	4	23	4.5	25.5	9	0	0	0	0	3	0	2	0	7	0	0	0	0	0	0	0	0

SINGLE-GAME HIGHS: DEFENSIVE

Total Tackles	10 at Denver Broncos, Nov 27, 2016 ...1 more at 10.	Tackles For Loss	4 at Denver Broncos, Nov 27, 2016 ...1 more at 4.
Sacks	4.5 at Philadelphia Eagles, Sep 19, 2013	Interceptions	1 vs. Arizona Cardinals, Nov 11, 2018 ...3 more at 1.
Passes Defensed	3 at Philadelphia Eagles, Sep 19, 2013	Interception Return Yards	32 at Tampa Bay Buccaneers, Oct 14, 2012
Forced Fumbles	2 vs. San Francisco 49ers, Sep 23, 2018	Safeties	1 at Houston Texans, Dec 06, 2020 ...2 more at 1.
Fumble Recoveries	2 at Philadelphia Eagles, Sep 19, 2013	Special Teams Tackles	2 vs. Miami Dolphins, Nov 06, 2011

2021 GAME-BY-GAME REGULAR-SEASON STATISTICS (RAVENS)

DATE	OPPONENT	P/S	TACKLES								INTERCEPTIONS					FUMBLES				ST				MISC		W/L	SCORE	
			TK	S	A	SK	YDS	TFL	YDS	QBH	NO	YDS	LG	TD	PD	FF	FR	TD	YDS	TK	S	A	FF	FR	S			A
09/13	at Raiders	S	2	0	2	0.0	0.0	0	0	0	1	0	0	0	0	0	0	0	0	0	0	0	0	0	0	0	L	27-33+
09/19	Chiefs	S	2	2	0	0.0	0.0	1	1	1	0	0	0	0	0	0	0	0	0	0	0	0	0	0	0	0	W	36-35
09/26	at Lions																										W	19-17
10/03	at Broncos	S	2	2	0	1.0	1.0	1	1	1	0	0	0	0	0	0	0	0	0	0	0	0	0	0	0	0	W	23-7
10/11	Colts	S	3	1	2	0.0	0.0	0	0	1	0	0	0	0	0	0	0	0	0	0	0	0	0	0	0	0	W	31-25+
2021 TOTALS		4-4	9	5	4	1.0	1.0	2	2	4	0	0	0	0	0	0	0	0	0	0	0	0	0	0	0	0	4-1	

+ - Overtime



44



MARLON HUMPHREY

CORNERBACK
6-0 | 197

COLLEGE: ALABAMA
BORN: 7/8/96, HOOVER, AL
EXP. (NFL/RAVENS): 5/5

GP/GS (PLAYOFFS): 66/48 (4/4)



— KEY TRANSACTIONS —

- Signed a five-year contract extension (through 2026) with the Ravens on 10/1/20
- Selected by the Ravens in the first round (16th overall) of the 2017 NFL Draft...Declared for the NFL Draft following his redshirt sophomore season

— HONORS —

- Two-time Pro Bowler (2019-20)
- *Associated Press* first-team All-Pro (2019)
- Team MVP by Baltimore media (2018)

— CAREER HIGHLIGHTS —

- In 2020, led the NFL with a Ravens franchise record 8 FFs, tying for the second most by a DB in NFL single-season history...He became the first DB to register at least 8 FFs and a sack (2.5) in a single season (records kept since 2000)
- Earning his second-straight Pro Bowl selection in 2020, started all 15 games in which he played, posting 82 tackles (70 solo), 2.5 sacks, 4 TFL, 4 QBHs, 11 PD, 1 INT and a league-leading 8 FFs (also a Ravens' single-season record)...Helped Baltimore's defense rank No. 2 in both points allowed (18.9) and third-down efficiency (34.0%), also leading the NFL in FFs (25)
- Broke OLB Terrell Suggs' single-season franchise record of 7 FFs (2011) after a 2-FF performance at Cle. (12/14/20)
- In 2019, totaled 65 tackles, 3 INTs (-14 yards), a team-leading 14 PD, 3 FRs (2 were returned for TDs) and 2 FFs, helping the Ravens' defense rank No. 3 in points (17.6) and No. 4 in yards (300.6) allowed per game...Baltimore's 6 defensive TDs tied (TB) for No. 1 in the NFL
- Owns the longest FR in Ravens history, a 70-yard FR-TD recorded in the 37-20 victory vs. NE (11/3/19)
- Picked up a game-sealing WR DK Metcalf fumble and ran 18 yards to score his first-career TD (10/20/19 at Sea.)
- In 2018, produced 37 tackles, 2 INTs and led the Ravens with 15 PD, earning team MVP honors by Baltimore media

- Had a career-high 4 PD in the 20-12 win vs. TB (12/16/18)
- As a rookie in 2017, totaled 34 tackles, 2 INTs and finished second on the team with 11 PD for a unit that led the league in both takeaways (34) and INTs (22)
- Recorded his first-career INT (returned 15 yards) and tallied 3 tackles in a 23-0 win at GB (11/19)
- Earned his first-career start in the 30-17 win at Oak. (10/8)

— PERSONAL —

- Father, Bobby, was a first-team All-American RB at Alabama in 1986 and 1987, ranking third in Crimson Tide career rushing yards (3,420)...Bobby became a 1989 first-round draft pick of the Denver Broncos, where he played three seasons and earned 1990 Pro Bowl honors...Bobby also played for the Miami Dolphins in 1992
- Mother, Barbara, set Alabama-Birmingham's still-standing record in the outdoor 400 meters (53.30)
- Older brother, Maudrecus, played WR at Arkansas and UAB...Older sister, Breona, ran track at UAB...Younger sister, Brittlely, is a standout hurdler at LSU
- During the 2019 offseason, earned his degree from Alabama, completing a pledge he made after declaring for the draft
- Spent much of the 2018, 2019 and 2021 offseasons serving as a volunteer track coach at Hoover (AL) HS

— 2021 SEASON HIGHLIGHTS —

- Registered 4 tackles and 1 PD in the 31-25 win vs. Ind. (10/11), as Baltimore limited Indianapolis to 1-of-4 (25%) in the red zone
- Registered 4 solo tackles and 1 PD in the 36-35 win vs. KC (9/19)...Baltimore limited Kansas City to 1-of-6 (16.7%) on third down
- Produced a team-leading (tied, ILB Patrick Queen) 9 tackles and 1 PD at LV (9/13)...Helped hold the Raiders to 3-of-6 in red zone TD efficiency, limiting them to 1 FG, forcing 1 turnover on downs and making 1 INT (CB Anthony Averett) inside the 20

MARLON HUMPHREY'S NFL REGULAR SEASON DEFENSIVE STATISTICS

DATE	TEAM	GP	GS	TACKLES							INTERCEPTIONS					FUMBLES				ST		MISC						
				TK	S	A	TFL	YDS	SK	YDS	QBH	NO	YDS	LG	TD	PD	FF	FR	TD	YDS	TK	S	A	FF	FR	S	A	
2017	Ravens	16	5	34	30	4	1	5	0.0	0.0	0	2	33	18	0	11	0	0	0	0	0	0	0	0	0	0	0	0
2018	Ravens	14	8	37	31	6	3	6	0.0	0.0	0	2	0	0	0	15	1	0	0	0	0	0	0	0	0	0	0	0
2019	Ravens	16	15	65	53	12	4	7	0.0	0.0	1	3	14	14	0	14	2	3	2	91	0	0	0	0	0	0	0	0
2020	Ravens	15	15	82	70	12	4	44	2.5	14.5	4	1	8	8	0	11	8	0	0	0	0	0	0	0	0	0	0	0
2021	Ravens	5	5	25	19	6	0	0	0.0	0.0	0	0	0	0	0	4	0	0	0	0	0	0	0	0	0	0	0	0
NFL TOTALS		66	48	243	203	40	12	62	2.5	14.5	5	8	55	18	0	55	11	3	2	91	0	0	0	0	0	0	0	0



44 MARLON HUMPHREY

MARLON HUMPHREY'S NFL POSTSEASON DEFENSIVE STATISTICS

DATE	TEAM	GP	GS	TACKLES							INTERCEPTIONS					FUMBLES				ST				MISC		
				TK	S	A	TFL	YDS	SK	YDS	QBH	NO	YDS	LG	TD	PD	FF	FR	TD	YDS	TK	S	A	FF	FR	S
2018	Ravens	1	1	1	1	0	0	0.0	0.0	0	0	0	0	0	0	0	0	0	0	0	0	0	0	0	0	0
2019	Ravens	1	1	2	2	0	0	0.0	0.0	0	0	0	0	0	0	0	0	0	0	0	0	0	0	0	0	
2020	Ravens	2	2	7	5	2	0	0	0.0	0.0	0	0	0	0	1	0	0	0	0	0	0	0	0	0	0	
NFL TOTALS		4	4	10	8	2	0	0	0.0	0.0	0	0	0	0	1	0	0	0	0	0	0	0	0	0	0	

SINGLE-GAME HIGHS: DEFENSIVE

Total Tackles	9 at Las Vegas Raiders, Sep 13, 2021 ...1 more at 9.	Tackles For Loss	1 at Cleveland Browns, Dec 14, 2020 ...11 more at 1.
Sacks	1.0 at Philadelphia Eagles, Oct 18, 2020 ...1 more at 1.0.	Interceptions	1 vs. Cleveland Browns, Sep 13, 2020 ...7 more at 1.
Passes Defensed	4 vs. Tampa Bay Buccaneers, Dec 16, 2018	Interception Return Yards	18 vs. Detroit Lions, Dec 03, 2017
Forced Fumbles	2 at Cleveland Browns, Dec 14, 2020 ...1 more at 2.	Safeties	1 at Cleveland Browns, Dec 14, 2020
Fumble Recoveries	1 vs. New England Patriots, Nov 03, 2019 ...2 more at 1.		

2021 GAME-BY-GAME REGULAR-SEASON STATISTICS (RAVENS)

DATE	OPPONENT	P/S	TACKLES							INTERCEPTIONS					FUMBLES				ST				MISC		W/L	SCORE		
			TK	S	A	SK	YDS	TFL	YDS	QBH	NO	YDS	LG	TD	PD	FF	FR	TD	YDS	TK	S	A	FF	FR			S	A
09/13	at Raiders	S	9	6	3	0.0	0.0	0	0	0	0	0	0	0	1	0	0	0	0	0	0	0	0	0	0	0	L	27-33+
09/19	Chiefs	S	4	4	0	0.0	0.0	0	0	0	0	0	0	0	1	0	0	0	0	0	0	0	0	0	0	0	W	36-35
09/26	at Lions	S	5	4	1	0.0	0.0	0	0	0	0	0	0	0	0	0	0	0	0	0	0	0	0	0	0	W	19-17	
10/03	at Broncos	S	3	2	1	0.0	0.0	0	0	0	0	0	0	0	1	0	0	0	0	0	0	0	0	0	0	W	23-7	
10/11	Colts	S	4	3	1	0.0	0.0	0	0	0	0	0	0	0	1	0	0	0	0	0	0	0	0	0	0	W	31-25+	
2021 TOTALS		5-5	25	19	6	0.0	0.0	0	0	0	0	0	0	0	4	0	0	0	0	0	0	0	0	0	0	0	4-1	

+ - Overtime





2 TYLER HUNTLEY

QUARTERBACK
6-1 | 196

COLLEGE: UTAH
BORN: 2/3/98, HALLANDALE BEACH, FL
EXP. (NFL/RAVENS): 2/2 GP/GS (PLAYOFFS): 2/0 (1/0)



— KEY TRANSACTIONS —

- Signed a Reserve/Future contract with Baltimore on 1/18/21
- Was activated from the practice squad (COVID replacement elevation) on 12/2/20 at Pit., 12/20/20 vs. Jax. and (standard elevation) on 12/27/20 vs. NYG, 1/3/21 at Cin., 1/10/21 at Ten., 1/16/21 at Buf.
- Signed to the Ravens' practice squad on 9/6/20
- Waived by Baltimore on 9/5/20
- Signed with the Ravens as a undrafted rookie free agent on 4/30/20

— PERSONAL —

- Played against Ravens QB Lamar Jackson in high school...In a battle of unbeaten teams in 2014, the two star quarterbacks combined for 8 TDs...Huntley's Hallandale Chargers eventually secured the victory

— CAREER HIGHLIGHTS —

- Played in two regular season games and one postseason contest as a rookie...Has completed 3-of-5 passes for 15 yards, while adding 23 rushing yards on 10 carries...Also filled in for QB Lamar Jackson (concussion) in the fourth quarter of the AFC Divisional Playoff at Buf. (1/16/21), completing 7-of-13 passes for 60 yards, while adding 32 yards rushing on 3 attempts

TYLER HUNTLEY'S NFL REGULAR SEASON PASSING/RUSHING STATISTICS

DATE	TEAM	GP	GS	PASSING											RUSHING				
				ATT.	CMP.	PCT.	YDS	AVG.	TD	INT.	LG	SK	LST	RATE	NO.	YDS.	AVG.	LG	TD
2020	Ravens	2	0	5	3	60.0	15	3.0	0	0	8	0	0	64.6	10	23	2.3	19	0
2021	Ravens	0	0	0	0	0.0	0	0.0	0	0	0	0	0.0	0	0	0.0	0	0	
TOTALS		2	0	5	3	60.0	15	3.0	0	0	8	0	0	64.6	10	23	2.3	19	0

TYLER HUNTLEY'S NFL POSTSEASON PASSING/RUSHING STATISTICS

DATE	TEAM	GP	GS	PASSING											RUSHING				
				ATT.	CMP.	PCT.	YDS	AVG.	TD	INT.	LG	SK	LST	RATE	NO.	YDS.	AVG.	LG	TD
2020	Ravens	1	0	13	6	46.2	60	4.6	0	0	29	1	8	59.8	3	32	10.7	19	0
TOTALS		1	0	13	6	46.2	60	4.6	0	0	29	1	8	59.8	3	32	10.7	19	0

2021 GAME-BY-GAME REGULAR-SEASON STATISTICS [RAVENS]

DATE	OPPONENT	P/S	PASSING											RUSHING				W/L	SCORE		
			ATT	CMP	YDS	PCT	Y/A	Y/C	TD	INT	LG	SK/YD	RATE	ATT	YDS	LG	TD				
09/13	at Raiders																			L	27-33+
09/19	Chiefs																			W	36-35
09/26	at Lions																			W	19-17
10/03	at Broncos																			W	23-7
10/11	Colts																			W	31-25+
2021 TOTALS		0-0	0	0	0	0.0	0.0	0.0	0	0	0	0/0	0.0	0	0	0	0	0	0	4-1	

+ - Overtime



8



LAMAR JACKSON

QUARTERBACK

6-2 | 212

COLLEGE: LOUISVILLE

BORN: 1/7/97, POMPANO BEACH, FL

EXP. (NFL/RAVENS): 4/4

GP/GS (PLAYOFFS): 51/42 (4/4)



— KEY TRANSACTIONS —

- Lamar Jackson was selected by the Ravens in the first round (32nd overall) of the 2018 NFL Draft

— HONORS —

- Ranked the league's No. 1 player, as voted by his peers, on the NFL Network's Top 100 List (2020)
- *Associated Press* and *PFWA* NFL MVP (2019)
- *PFWA* Offensive Player of the Year (2019)
- *Associated Press* first-team All-Pro (2019)
- Pro Bowl and Pro Bowl Offensive MVP (2019)
- *PFWA* All-NFL Team (2019)
- FedEx Air Player of the Year (2019)
- Team MVP, as voted by local media (2019)
- NFL 101 Awards' AFC Offensive Player of the Year (2019)
- Maxwell FB Club's Bert Bell Pro Player of the Year (2019)
- AFC Offensive Player of the Month (November 2019)
- Seven-time AFC Offensive Player of the Week (Week 14, 2020; Week 1, 2020; Week 15, 2019; Week 12, 2019; Week 10, 2019; Week 9, 2019; Week 1, 2019)
- Three-time FedEx Air NFL Player of the Week (Week 12, 2019; Week 10, 2019; Week 1, 2019)
- FedEx Ground NFL Player of the Week (Week 6, 2019)
- NFL Offensive Rookie of the Month (December 2018)

— CAREER HIGHLIGHTS —

- Baltimore is 34-8 in the regular season with Jackson as its starter...Since his first NFL start (Week 11 of 2018), his 34 wins rank No. 1 in the league among QBs
- On 10/11/21 vs. Ind., Jackson threw for a career-high (and single-game franchise record) 442 yards, surpassing his previous mark of 324 at Miami in 2019...Jackson passed for 4 TDs and 0 INTs, completing 86% of his passes (37-of-43)...He became the first player in NFL history to pass for 400 yards while also completing at least 85% of his passes
- In 2021, eclipsed 3,000 rushing yards in his 48th-career game, becoming the fastest QB in NFL history to reach that mark (Mike Vick – 61 games)
- In 2020, became the fastest QB to produce 30 regular season wins in NFL history, doing so in just his 37th start
- Tied Dan Marino for the best record through a QB's first 30 starts (25-5) in NFL history in the 24-10 win at Ind. (11/8/20)
- Started in 15 games in 2020, completing 242-of-376 passes for 2,757 yards and 26 TDs, while adding a team-high 1,005 rushing yards to become the first QB in NFL history to record multiple 1,000-yard rushing seasons

- In 2020, Jackson led a Baltimore offense that produced the NFL's No. 1 rushing attack (191.9 ypg), which posted the third-most yards (3,071) ever in a 16-game NFL season...Baltimore also owned the seventh-best scoring offense (29.3 ppg) and fourth-best third-down offense (48.8%)
- Completed 17-of-24 passes for 179 yards, while adding a team-high 136 of Baltimore's postseason franchise-best 236 rushing yards in the 20-13 Wild Card Playoff win at Ten. (1/10/21)...His 136 rushing yards were the third most by a QB in NFL postseason history, and he joined QB Colin Kaepernick as the only QBs in NFL playoff history with multiple 100-yard rushing outputs
- The Ravens tallied a franchise-record 24 rushing TDs, including 7 by Jackson, in 2020
- In 2020, Jackson led Baltimore to five-straight victories to close out the regular season, guiding the team to its third-consecutive playoff berth
- Named the 2019 NFL MVP, earning all 50 first-place votes to make him only the second unanimous MVP in NFL history (Tom Brady, 2010)...Became the youngest QB to ever win MVP, at 22 years and 358 days old (on Dec. 31, 2019)
- In 2020, Jackson rushed for 1,005 yards, becoming the first QB in NFL history to produce multiple 1,000-rush yard seasons
- Is the first player in NFL history to reach 5,000 passing yards and 2,500 rushing yards in the first three years of a career
- Jackson is the fastest QB in league history (35 games) to reach 5,000 passing yards and 2,000 rushing yards
- Is the only QB in NFL history to produce at least 3,000 passing yards and 1,000 rushing yards in a season (2019)
- Jackson has nine-career performances with at least 100 rushing yards, marking the second most by a QB in NFL history (Michael Vick - 10)
- Jackson has 14 career games with 2-plus passing TDs & 50-plus rushing yards, joining Russell Wilson, Steve Young, Michael Vick, Randall Cunningham and Cam Newton as the only players with 10-plus such games since 1950...Jackson's 14 games of 2-plus passing TDs and 50-plus rushing yards are the most all time in a QB's first three seasons
- In 2019, Jackson (36/7) became the third QB in NFL history to produce at least 35 passing TDs & 7 rushing TDs in a season...Steve Young (35/7 in 1994) & Cam Newton (35/10 in 2015) also won MVP honors after accomplishing this feat



8 LAMAR JACKSON

- In his 2019 NFL MVP campaign, led the Ravens to their first-ever No. 1 playoff seed and second-consecutive AFC North Division title, while producing one of the greatest seasons ever by an NFL QB...Completed 265 of 401 passes for 3,127 yards and an NFL-high 36 TDs (also a franchise record)
- In 2019, tallied 1,206 rushing yards (sixth in the league), which are the most by a QB in NFL single-season history...Helped Baltimore set a new NFL single-season team record for rushing yards (3,296)
- Baltimore produced the NFL's No. 1 scoring offense (33.2 ppg) in 2019, also setting new single-season franchise records for total TDs (64), points (531), rushing yards (3,296) and total net yards (6,521)
- In 2019, the Ravens became the first team in NFL history to average at least 200 rushing (206.0) and 200 net passing (201.6) yards per game in a season
- Set a Ravens' single-season passing TDs record (36) and had his fifth 100-yard rushing game of the year, extending his NFL single-season record by a QB, at Cle. (12/22/19)
- In the Divisional Playoff vs. Ten. (1/11/20), became the first player in NFL history with at least 350 passing yards and 100 rushing yards in a game (includes regular season and playoffs)...His 365 passing yards and the Ravens' 530 yards of offense set new franchise playoff single-game records
- Set the NFL single-season rushing record for a QB and threw 5 TD passes in a game for the third time in 2019 in Week 15 vs. NYJ (12/12)...Became the sixth QB in NFL history to have at least three 5-TD passing games in a season
- Registered at least 60 rushing yards in nine-straight games (4-12) in 2019, ranking as the most consecutive 60+ rushing outputs by a QB in NFL single-season history.
- On 12/1/19 vs. SF, set the NFL single-season record for most 100-yard rushing games (4) by a QB (now has 5 such games)
- On 11/25/19 at LAR, became the youngest player in NFL history with multiple 5-passing TD games in a season...Became the first player ever to record 3,000-plus passing yards and 1,500-plus rushing yards in his first two seasons...Became the first player ever to throw 4 TDs and have at least 50 rushing yards in back-to-back games
- On 11/17/19 vs. Hou., Jackson surpassed Cam Newton (1,447 yards) for the most rushing yards by a QB through the first two seasons of a career in NFL history
- On 11/10/19 at Cin., became the second player (QB Ben Roethlisberger, 2007) in NFL history to produce a perfect passer rating (158.3) in multiple games in a single season...Also had a 158.3 rating on 9/8/19 at Mia.
- On 10/13/19 vs. Cin., became the first player ever with at least 200 passing yards and 150 rushing yards in a regular season game...His 152 rushing yards stand as the third most by a QB in NFL single-game regular season history.
- On 10/6/19 at Pit., tied Robert Griffin III as the fastest QB in NFL history to reach 1,000 career rushing yards (21 games)
- On 9/15/19 vs. Ari., became the only player in league history to throw for at least 250 yards and rush for at least 120 yards in a game, in the 23-17 win vs. Ari. (9/15)
- On 9/8/19 at Mia., registered then-career highs in passing yards (324) and TDs (5, since tied) to produce a perfect 158.3 QB rating (since tied)...Became the first QB in team history to post a perfect passer rating, also setting a franchise record in completion percentage (85.0%)...Led the charge in producing team records in total yards (643) and points (59)
- On 9/8/19 at Mia., became the seventh QB in NFL history to record at least 300 passing yards, 5 TDs and a perfect 158.3 passer rating...He is also the youngest NFL QB ever to register a perfect passer rating
- In 2018, helped lead the Ravens to the AFC North title, completing 99 of 170 passes for 1,201 yards and 6 TDs...Started the regular season's last seven games and led Baltimore to a 6-1 record
- As a rookie, produced 695 rushing yards and 5 TDs for the NFL's No. 2 rush attack (152.6 ypg)...His 695 rushing yards were the most among NFL QBs in 2018
- Became the youngest QB to start a playoff game in NFL history (21 years, 364 days), completing 14-of-29 attempts for 194 yards and 2 TDs in the WC playoff vs. LAC (1/6/19)
- Made his first-career start, replacing QB Joe Flacco (hip) in the 24-21 win vs. Cin. (11/18)...Completed 13 of 19 passes for 150 yards and 1 INT, adding 119 rushing yards on 26 carries...Marked the first time in NFL history that a team had a rookie QB and RB (Gus Edwards, 115) each surpass 100 rushing yards in a game...His 119 rushing yards were the second most by a rookie QB since the 1970 merger, with only Robert Griffin III having more (138 on 10/14/12)
- Completed his first-career TD pass to fellow rookie TE Hayden Hurst on a 26-yard completion at Car. (10/28)

— PERSONAL —

- Was awarded a key to the city of his hometown Pompano Beach, FL, in May 2017
- Played neighborhood football with Falcons WR Calvin Ridley while both were younger and competed in Pee Wee vs. Ravens' 2019 first-round pick WR Marquise Brown
- Created the popular Era 8 Apparel clothing line

— 2021 SEASON HIGHLIGHTS —

- Completed 37-of-43 passes (86%) for a career-high and single-game franchise-record 442 yards and 4 TDs (140.5 rating) in the 31-25 win vs. Ind. (10/11)...Became the first QB in NFL history to complete at least 85% of his passes in a 400-yard passing game...Adding 62 yards on the ground, Jackson joined QB Deshaun Watson as one of two QBs in NFL history to pass for 400 yards and 4 TDs, while reaching 60 rushing yards

8 LAMAR JACKSON

- Completed 22-of-37 passes for 316 yards and 1 TD (96.2 rating), adding 7 carries for 28 yards in the 23-7 win at Den. (10/3)...It marked his second-career 300-yard output and the second-most passing yards in his career (324 yards at Miami; 9/8/19)...Jackson also became the first QB in NFL history to eclipse 1,000 passing yards and 250 rushing yards through a team's first four games in a season
- Completed 16-of-31 passes for 287 passing yards, 1 TD with 1 INT, while adding a game-high 58 rushing yards on 7 attempts (8.3 avg), in the 19-17 win at Det. (9/26)...Notched his 90th-career TD (70 passing & 20 rushing) as a starter, marking the fourth most all time through a QBs first 40 NFL starts
- Completed 18-of-26 passes for 239 passing yards and 1 TD with 2 INTs (78.8 rating), while adding a game-high 107 rushing yards and 2 TDs on 16 attempts, in the 36-35 win vs. KC (9/19)...Eclipsed 3,000 rushing yards in his 48th-career game, becoming the fastest QB in NFL history to reach that mark (Mike Vick – 61 games)...It marked Jackson's ninth-career "double-triple" (triple-digit yardage in two different statistical categories), surpassing Vick's previous NFL record of eight such performances
- Completed 19-of-30 passes for 235 passing yards and 1 TD (98.6 rating), adding 12 rushes for 86 yards, at LV (9/13)...With 235 passing yards, Jackson (7,320) passed Vinny Testaverde (7,148) for the third-most career passing yards in franchise history

LAMAR JACKSON'S NFL REGULAR SEASON PASSING/RUSHING STATISTICS

DATE	TEAM	PASSING													RUSHING				
		GP	GS	ATT.	CMP.	PCT.	YDS	AVG.	TD	INT.	LG	SK	LST	RATE	NO.	YDS.	AVG.	LG	TD
2018	Ravens	16	7	170	99	58.2	1,201	7.1	6	3	74	16	71	84.5	147	695	4.7	39	5
2019	Ravens	15	15	401	265	66.1	3,127	7.8	36	6	83t	23	106	113.3	176	1,206	6.9	47t	7
2020	Ravens	15	15	376	242	64.4	2,757	7.3	26	9	47	29	160	99.3	159	1,005	6.3	50t	7
2021	Ravens	5	5	167	112	67.1	1,519	9.1	8	3	49t	13	60	104.4	56	341	6.1	31	2
TOTALS		51	42	1,114	718	64.5	8,604	7.7	76	21	83T	81	397	102.9	538	3,247	6.0	50T	21

LAMAR JACKSON'S NFL POSTSEASON PASSING/RUSHING STATISTICS

DATE	TEAM	PASSING													RUSHING				
		GP	GS	ATT.	CMP.	PCT.	YDS	AVG.	TD	INT.	LG	SK	LST	RATE	NO.	YDS.	AVG.	LG	TD
2018	Ravens	1	1	29	14	48.3	194	6.7	2	1	39	7	55	78.8	9	54	6.0	17	0
2019	Ravens	1	1	59	31	52.5	365	6.2	1	2	38	4	20	63.2	20	143	7.2	30	0
2020	Ravens	2	2	48	31	64.6	341	7.1	0	2	31	8	38	68.1	25	170	6.8	48t	1
TOTALS		4	4	136	76	55.9	900	6.6	3	5	39	19	113	68.3	54	367	6.8	48T	1

SINGLE-GAME HIGHS: QUARTERBACK

Pass Attempts	43 vs. Indianapolis Colts, Oct 11, 2021 ...1 more at 43.	Passer Rating	158.3 at Cincinnati Bengals, Nov 10, 2019 ...1 more at 158.3.
Pass Completions	37 vs. Indianapolis Colts, Oct 11, 2021	Rush Attempts	26 vs. Cincinnati Bengals, Nov 18, 2018
Yards Passing	442 vs. Indianapolis Colts, Oct 11, 2021	Rushing Yards	152 vs. Cincinnati Bengals, Oct 13, 2019
TD Passes	5 vs. New York Jets, Dec 12, 2019 ...2 more at 5.	Longest Runs	50t at Washington Football Team, Oct 04, 2020 2 vs. Kansas City Chiefs, Sep 19, 2021 ...3 more at 2.
Long Passes	83t at Miami Dolphins, Sep 08, 2019	Rushing TDs	2 vs. Kansas City Chiefs, Sep 19, 2021 ...3 more at 2.
Completion Percentage	88.2 at Cincinnati Bengals, Nov 10, 2019	Rushing Average	13.8 at Cleveland Browns, Dec 14, 2020

2021 GAME-BY-GAME REGULAR-SEASON STATISTICS (RAVENS)

DATE	OPPONENT	P/S	PASSING											RUSHING					W/L	SCORE
			ATT	CMP	YDS	PCT	Y/A	Y/C	TD	INT	LG	SK/YD	RATE	ATT	YDS	LG	TD			
09/13	at Raiders	S	30	19	235	63.3	7.8	12.4	1	0	49	3/18	98.6	12	86	28	0	L	27-33+	
09/19	Chiefs	S	26	18	239	69.2	9.2	13.3	1	2	42t	1/9	78.8	16	107	21	2	W	36-35	
09/26	at Lions	S	31	16	287	51.6	9.3	17.9	1	1	41	4/16	81.0	7	58	31	0	W	19-17	
10/03	at Broncos	S	37	22	316	59.5	8.5	14.4	1	0	49t	3/12	96.2	7	28	7	0	W	23-7	
10/11	Colts	S	43	37	442	86.0	10.3	11.9	4	0	43t	2/5	140.5	14	62	13	0	W	31-25+	
2021 TOTALS		5-5	167	112	1,519	67.1	9.1	13.6	8	3	49T	13/60	104.4	56	341	31	2	4-1		

+ - Overtime



61

JARYD JONES-SMITH

TACKLE

6-7 | 345

COLLEGE: PITTSBURGH

BORN: 9/3/95, CAMDEN, NJ

EXP. (NFL/RAVENS): 1/1

GP/GS (PLAYOFFS): 3/0



— KEY TRANSACTIONS —

- Signed to the Ravens' practice squad on 9/21/21
- Waived by the Raiders on 8/31/21
- Signed by the Raiders as a reserve/future free agent on 1/5/21
- Signed to the Las Vegas Raiders' practice squad on 9/8/20
- Released by the 49ers on 9/5/20
- Signed to the San Francisco 49ers' practice squad on 10/8/19
- Released by the Dolphins on 8/31/19
- Signed by the Miami Dolphins as a free agent on 4/9/19
- Released by the Texans on 9/1/18
- Originally signed by the Houston Texans as an undrafted rookie free agent in 2018

— CAREER HIGHLIGHTS —

- Appeared in his first three career contests with the Raiders in 2020, while spending majority of the season on the team's practice squad
- In 2019, played in eight games (seven starts) for the San Antonio Commanders in the Alliance of American Football League before he was signed to the San Francisco 49ers' practice squad

— PERSONAL —

- Spent part of the 2018 season with the AAF's San Antonio Commanders and saw action in eight games
- Majored in communications and served as an intern in the University of Pittsburgh's athletic media relations office

JARYD JONES-SMITH'S NFL REGULAR SEASON STATISTICS

DATE	TEAM	GP	GS
2020	Raiders	3	0
2021	Ravens	0	0
NFL TOTALS		3	0

2021 GAME-BY-GAME REGULAR-SEASON STATISTICS [RAVENS]

DATE	OPPONENT	P/S	W/L	SCORE
09/13	at Raiders		L	27-33+
09/19	Chiefs		W	36-35
09/26	at Lions		W	19-17
10/03	at Broncos		W	23-7
10/11	Colts		W	31-25+
2021 TOTALS		0-0	4-1	

+ - Overtime



91 XAVIER KELLY

COLLEGE: ARKANSAS
 DEFENSIVE TACKLE BORN: 10/2/97, WICHITA, KA
 6-6 | 306 EXP. (NFL/RAVENS): ROOKIE GP/GS (PLAYOFFS): 0/0



— KEY TRANSACTIONS —

- Waived (injured) by Baltimore and reverted to Injured Reserve on 6/1/21
- Originally signed as a rookie free agent with the Ravens on 5/1/21

— COLLEGE —

- Played in nine games at Arkansas in 2020, when he notched 8 tackles (3 solo), 1 TFL, 1 sack and 2 QBHs...Made his first-career start at Texas A&M and recorded 1 tackle
- Prior to Arkansas, spent four seasons at Clemson (2016-19), where he totaled 26 tackles, 2.5 TFL, 2.5 sacks, 1 FF and 1 FR over 256 career snaps with the Tigers...Was a member of two National Championship-winning teams and four ACC Championship teams
- In his final year at Clemson (2019), notched 9 tackles, a half-sack, 2 PD and 1 FR in 10 games...Made a tackle vs. No. 22 Virginia in the ACC Championship Game...Was an ACC Honor Roll selection
- Transitioned from DE to DT prior to the start of the 2018 season...Totaled 9 tackles, 1 TFL, 1 sack and 1 FF in 10 games

- After redshirting in 2016, played in eight games, tallying 8 tackles, 1 TFL and 1 sack in 2017
- Graduated from Clemson with a degree in sports communication

— HIGH SCHOOL/PERSONAL —

- Prepped at East (Wichita, KS) HS, where he tallied 72 tackles (39 solo), 12 TFLs and 8.5 sacks as a senior in just nine games
- Was also a standout basketball player at East HS, where he was a three-year starter...Started at center on the East High School 6A State Championship team in 2015
- Named a four-star overall football prospect, the No. 19 DE and No. 154 overall prospect in the nation by *ESPN.com*...Rated No. 1 prospect in Kansas by *ESPN.com*...Played in the U.S. Army All-American game in 2016
- Is an incredibly talented artist and illustrates with either a pencil and paper or on his tablet...Has designed logos and tattoos for his teammates
- While at Clemson, completed micro-internships at Adobe (2019) and WH Trucking (2018)

XAVIER KELLY'S NFL REGULAR SEASON DEFENSIVE STATISTICS

DATE	TEAM	GP	GS	TACKLES							INTERCEPTIONS					FUMBLES				ST				MISC				
				TK	S	A	TFL	YDS	SK	YDS	QBH	NO	YDS	LG	TD	PD	FF	FR	TD	YDS	TK	S	A	FF	FR	S	A	
2021	Ravens	0	0	0	0	0	0	0	0	0.0	0.0	0	0	0	0	0	0	0	0	0	0	0	0	0	0	0	0	0
NFL TOTALS		0	0	0	0	0	0	0	0	0.0	0.0	0	0	0	0	0	0	0	0	0	0	0	0	0	0	0	0	0

2021 GAME-BY-GAME REGULAR-SEASON STATISTICS (RAVENS)

DATE	OPPONENT	P/S	TACKLES							INTERCEPTIONS					FUMBLES				ST				MISC		W/L	SCORE			
			TK	S	A	SK	YDS	TFL	YDS	QBH	NO	YDS	LG	TD	PD	FF	FR	TD	YDS	TK	S	A	FF	FR			S	A	
09/13	at Raiders																										L	27-33+	
09/19	Chiefs																										W	36-35	
09/26	at Lions																										W	19-17	
10/03	at Broncos																										W	23-7	
10/11	Colts																										W	31-25+	
2021 TOTALS			0	0	0	0.0	0.0	0	0	0	0	0	0	0	0	0	0	0	0	0	0	0	0	0	0	0	0	0	4-1

+ - Overtime



4



SAM KOCH

PUNTER

6-1 | 222

COLLEGE: NEBRASKA

BORN: 8/13/82, SEWARD, NE

EXP. (NFL/RAVENS): 16/16

GP/GS (PLAYOFFS): 244/0 (20/0)



— KEY TRANSACTIONS —

- Signed a two-year contract extension with the Ravens on 3/18/20
- Signed a contract extension with the Ravens on 7/9/15
- Re-signed with Baltimore on 2/1/11
- Re-signed with the Ravens on 5/20/10
- Originally drafted by the Ravens in the sixth round (203rd overall) of the 2006 NFL Draft

— HONORS —

- Pro Bowl (2015)
- Three-time Pro Bowl first alternate (2010, 2014, 2019)
- PFWA All-AFC (2015)
- AFC Special Teams Player of the Week (Week 15, 2017; Week 12, 2017; Week 16, 2008)
- Ravens Roost Unsung Hero Award (2015)
- Ravens Roost Extra Effort Award (2008)

— CAREER HIGHLIGHTS —

- Owns franchise records with 1,117 punts for 50,663 yards and a 45.4 career gross average...His 39.7 career net average also ranks first in team history
- Owns the most regular season games played (244) in Ravens franchise history
- In 2020, punted 51 times for 2,268 yards for a 44.5 gross average and 42.5 net average...Also finished as the NFL's only punter to place at least 20 punts (22) inside in the 20-yard line and have no more than 1 TB
- On fake punts/kicks, is 7-of-7 passing for 82 yards and a 115.5 career passer rating
- Since 2006, when he entered the league, Koch's 434 punts inside the 20 ranks second among active punters

- Led the league in 2017 with a franchise-record 40 punts inside the 20...Also added an NFL-best 16 inside the 10
- In 2015, earned his first-career Pro Bowl nod after posting the NFL's second-best net (42.9) and ninth-best gross (46.7) punting averages
- Led the NFL in net punting average (43.3) in 2014, a figure that ranks fourth in league history...Punted 60 times for 2,841 yards, finishing third in the NFL with a 47.4 gross average...Also placed 26 punts inside the 20
- Koch's 43.3 net punting average and 47.4 gross punting average in 2014 are both Ravens' single-season records
- Scored his first-career TD, scrambling for a 7-yard run on a fake FGA in the 55-20 victory vs. Oak. (11/11/12)
- Blasted a team-record 74-yard punt at Hou. (11/9/08)

— PERSONAL —

- He and his wife, Nikki, have four children: Ryan (23), Braxtyn (17), Kamdyn (15) and Gianna (7)
- Spends his down time working on projects around his house, with a knack for craftsmanship
- Cites former Ravens special teams coordinator/associate head coach Jerry Rosburg as a father figure

— 2021 SEASON HIGHLIGHTS —

- Punted 7 times for 335 yards (47.9 avg) and pinned the Broncos inside their own 20-yard line once in the 23-7 win at Den. (10/3)...Also held on all 3 of K Justin Tucker FGs, who notched his 300th FGM faster than any other kicker in NFL history (148 games)
- Punted 3 times for 137 yards (45.7 avg) and pinned the Lions inside their own 20 on two occasions in the 19-17 win at Det. (9/26)...Held the snap on K Justin Tucker's game-winning and NFL-record 66-yard FG...Koch has now held on all of Tucker's 17 game-winners (including playoffs)

4 SAM KOCH

SAM KOCH'S NFL REGULAR SEASON PUNTING STATISTICS

DATE	TEAM	GP	NO.	YDS.	AVG.	OPP. RET.	YDS.	NET YDS.	AVG.	TB	IN20	LG	BK
2006	Ravens	16	86	3,695	43.0	44	404	3,231	37.6	3	30	61	0
2007	Ravens	16	78	3,397	43.6	38	375	2,842	36.0	9	20	64	1
2008	Ravens	16	84	3,777	45.0	38	245	3,352	39.9	9	34	74	0
2009	Ravens	16	73	3,188	43.7	36	287	2,801	37.9	5	26	60	1
2010	Ravens	16	81	3,530	43.6	30	275	3,175	39.2	4	39	60	0
2011	Ravens	16	73	3,393	46.5	33	392	2,821	38.6	9	21	63	0
2012	Ravens	16	83	3,911	47.1	47	383	3,388	40.8	7	28	60	0
2013	Ravens	16	90	4,138	46.0	42	419	3,539	38.9	9	27	69	1
2014	Ravens	16	60	2,841	47.4	20	166	2,595	43.3	4	26	73	0
2015	Ravens	16	74	3,454	46.7	31	176	3,178	42.9	5	29	67	0
2016	Ravens	16	80	3,665	45.8	33	375	3,190	39.9	5	37	68	0
2017	Ravens	16	84	3,765	44.8	33	277	3,428	40.3	3	40	67	1
2018	Ravens	16	60	2,842	47.4	31	315	2,427	39.8	5	27	65	1
2019	Ravens	16	40	1,855	46.4	15	143	1,632	39.8	4	21	62	1
2020	Ravens	15	51	2,268	44.5	17	82	2,166	42.5	1	22	59	0
2021	Ravens	5	20	944	47.2	10	86	838	41.9	1	7	57	0
NFL TOTALS		244	1,117	50,663	45.4	498	4,400	44,603	39.7	83	434	74	6

SAM KOCH'S NFL POSTSEASON PUNTING STATISTICS

DATE	TEAM	GP	NO.	YDS.	AVG.	OPP. RET.	YDS.	NET YDS.	AVG.	TB	IN20	LG	BK
2006	Ravens	1	5	190	38.0	3	33	137	27.4	1	1	47	0
2008	Ravens	3	20	845	42.3	10	44	761	38.1	2	7	52	0
2009	Ravens	2	9	374	41.6	4	57	317	35.2	0	3	59	0
2010	Ravens	2	6	277	46.2	2	22	235	39.2	1	4	61	0
2011	Ravens	2	13	619	47.6	9	11	568	43.7	2	2	64	0
2012	Ravens	4	22	1,013	46.0	7	178	755	34.3	4	8	60	0
2014	Ravens	2	5	250	50.0	3	45	205	34.2	0	0	53	1
2018	Ravens	1	6	268	44.7	4	46	222	37.0	0	1	59	0
2019	Ravens	1	1	44	44.0	0	0	44	44.0	0	0	44	0
2020	Ravens	2	6	264	44.0	3	16	248	41.3	0	1	55	0
NFL TOTALS		20	93	4,144	44.6	45	452	3,492	37.1	10	27	64	1

SINGLE-GAME HIGHS: PUNTER

Punts 10 at Pittsburgh Steelers, Nov 05, 2007
Gross Punting Yards 470 at Jacksonville Jaguars, Oct 24, 2011
Gross Punting Avg 63.0 at New Orleans Saints, Nov 24, 2014
Net Punting Yards 413 at Jacksonville Jaguars, Oct 24, 2011
Net Punting Avg 55.7 at Miami Dolphins, Oct 19, 2008
Longest Punts 74 at Houston Texans, Nov 09, 2008
Inside the 20 6 at Cleveland Browns, Oct 07, 2018
Pass Attempts 1 at Washington, Oct 04, 2020
 ...6 more at 1.

Pass Completions 1 at Washington, Oct 04, 2020
 ...6 more at 1.
Yards Passing 22 vs. Houston Texans, Nov 27, 2017
Rush Attempts 1 at Pittsburgh Steelers, Dec 25, 2016
 ...6 more at 1.
Rushing Yards 10 at Cincinnati Bengals, Dec 30, 2012
Longest Runs 10 at Cincinnati Bengals, Dec 30, 2012
Rushing TDs 1 vs. Oakland Raiders, Nov 11, 2012
Special Teams Tackles 1 vs. Arizona Cardinals, Sep 15, 2019
 ...15 more at 1.

2021 GAME-BY-GAME REGULAR-SEASON STATISTICS (RAVENS)

DATE	OPPONENT		NO.	YDS.	AVG.	OPP. RET.	YDS.	NET YDS.	AVG	TB	IN20	LG	BK	W/L	SCORE
09/13	at Raiders	P	4	179	44.8	2	10	169	42.3	0	1	49	0	L	27-33+
09/19	Chiefs	P	2	95	47.5	1	13	82	41.0	0	1	49	0	W	36-35
09/26	at Lions	P	3	137	45.7	1	11	126	42.0	0	2	54	0	W	19-17
10/03	at Broncos	P	7	335	47.9	3	22	293	41.9	1	1	57	0	W	23-7
10/11	Colts	P	4	198	49.5	3	30	168	42.0	0	2	53	0	W	31-25+
2021 TOTALS		5	20	944	47.2	10	86	838	41.9	1	7	57	0	4-1	

+ - Overtime



41

**DEFENSIVE BACK
LINEBACKER**
5-11 | 207

ANTHONY LEVINE SR.

COLLEGE: TENNESSEE STATE

BORN: 3/27/87, ABBEVILLE, LA

EXP. (NFL/RAVENS): 10/10

GP/GS (PLAYOFFS): 134/4 (6/0)



— KEY TRANSACTIONS —

- Signed from the Ravens' practice squad to the active roster on 9/15/21
- Activated from the practice squad (standard elevation) on 9/13/21
- Signed to the Ravens' practice squad 9/1/21
- Released by Baltimore on 8/31/21
- Re-signed (one-year deal) with the Ravens on 4/9/21
- Re-signed (UFA) with Baltimore on 3/15/17
- Re-signed with the Ravens on 3/12/15
- Elevated to the Ravens' active roster on 11/17/12
- Signed to the Ravens' practice squad on 9/3/12
- Originally signed with the Packers as a RFA on 5/3/10

— CAREER HIGHLIGHTS —

- In 2020, saw action in 15 games primarily on special teams, where he produced 4 tackles and made 1 FR for a unit that allowed only 5.7 yards per punt return (fourth in the NFL) and 21.1 yards per kickoff return (10th)...Also added 3 solo tackles and 1 FR for a Baltimore defense ranked No. 2 in both points allowed (18.9) and third-down efficiency (34.0%)
- In 2019, recorded 6 special teams tackles (second on the team, tied)...Added 8 tackles from scrimmage, helping Baltimore's defense rank No. 3 in points (17.6) and No. 4 in yards (300.6) allowed per game
- For seven-consecutive seasons from 2012-18, Levine was a fixture on Baltimore's special teams unit which ranked in the NFL's Top 6 in the annual report by senior writer Rick Gosselin, seen around the league as a special teams measuring stick
- In 2018, posted 21 tackles (18 solo), 1 sack (-2 yards) and 1 INT from scrimmage for the league's No. 1 overall (292.9 ypg) and No. 2 scoring (17.9 ppg) defense

- In 2017, registered 9 special teams tackles, adding 20 tackles (18 solo) from scrimmage, 1 INT, 3 PD and a career-high 3 sacks (-21 yards) for a unit that led the league in both takeaways (34) and INTs (22)
- Tallied his first-career INT on the Texans' last offensive drive to clinch the 23-16 win vs. Hou. (11/2/17)
- Posted 6 special teams stops for one of the league's top punt return coverage units in 2015
- Started and led the team with a career-high 10 tackles (6 solo) vs. SD (11/30/14)
- Started his first-career game (at CB) and recorded his first-career tackle (finished with 4) and PD (had 2) for a defense that allowed just 45 total yards in the second half in the 21-7 victory vs. Ten. (11/9/14)
- Finished second on the team with a career-high 11 special teams tackles in 2013

— PERSONAL —

- Collects signed jerseys of NFL players and has them framed in his house...Among his collection are Peyton Manning, Steve Smith Sr., Ray Lewis, Ed Reed and Charles Woodson
- Started the Anthony Levine 4every1 Foundation, which is dedicated to helping at-risk youth and their families build better futures through mentorship, educational opportunities and life changing experiences...Also focuses on helping people with Lupus, which Levine Sr.'s younger sister, Alisio, was diagnosed with
- Favorite athlete is LeBron James...Most memorable moment as a sports fan is the Cavs' 2016 championship
- Dislikes fishing, but goes often because his son, Anthony Levine Jr. (9) enjoys it...Has another son, Alexander (5)
- Has earned the nickname "Co-Cap" from his teammates

ANTHONY LEVINE SR.'S NFL REGULAR SEASON DEFENSIVE STATISTICS

DATE	TEAM	GP	GS	TACKLES							INTERCEPTIONS					FUMBLES				ST					MISC					
				TK	S	A	TFL	YDS	SK	YDS	QBH	NO	YDS	LG	TD	PD	FF	FR	TD	YDS	TK	S	A	FF	FR	S	A			
2012	Ravens	2	0	0	0	0	0	0	0	0.0	0.0	0	0	0	0	0	0	0	0	0	0	0	0	1	1	0	0	0	0	0
2013	Ravens	16	0	0	0	0	0	0	0	0.0	0.0	0	0	0	0	0	0	0	0	0	0	0	0	11	10	1	0	0	0	0
2014	Ravens	16	3	23	16	7	0	0	0.0	0.0	0.0	0	0	0	0	0	3	0	0	0	0	0	6	5	1	0	0	0	0	
2015	Ravens	16	0	1	1	0	0	0	0.0	0.0	0.0	0	0	0	0	0	0	0	1	0	0	0	6	6	0	1	0	0	0	
2016	Ravens	16	0	7	4	3	0	0	0.0	0.0	0.0	1	0	0	0	0	1	0	0	0	0	0	4	3	1	0	0	0	0	
2017	Ravens	16	0	20	18	2	3	21	3.0	21.0	3	1	8	8	0	3	0	1	0	0	0	9	5	4	0	0	0	0	0	
2018	Ravens	16	0	21	18	3	1	2	1.0	2.0	2	1	16	16	0	8	0	0	0	0	0	7	5	2	0	0	0	0	0	
2019	Ravens	16	0	8	7	1	1	2	0.0	0.0	0.0	3	0	0	0	0	0	0	0	0	0	6	5	1	0	0	0	0	0	
2020	Ravens	15	1	3	3	0	0	0	0.0	0.0	0.0	0	0	0	0	0	0	1	0	1	1	4	1	3	0	1	0	0	0	
2021	Ravens	5	0	0	0	0	0	0	0.0	0.0	0.0	0	0	0	0	0	0	0	0	0	0	2	2	0	0	0	0	0	0	
NFL TOTALS		134	4	83	67	16	5	25	4.0	23.0	9	2	24	16	0	15	0	3	0	1	56	43	13	1	1	0	0	0	0	

41 ANTHONY LEVINE SR.

ANTHONY LEVINE SR.'S NFL POSTSEASON DEFENSIVE STATISTICS

DATE	TEAM	GP	GS	TACKLES							INTERCEPTIONS					FUMBLES				ST				MISC									
				TK	S	A	TFL	YDS	SK	YDS	QBH	NO	YDS	LG	TD	PD	FF	FR	TD	YDS	TK	S	A	FF	FR	S	A						
2014	Ravens	2	0	3	3	0	0	0	0.0	0.0	0	0	0	0	0	0	0	0	0	0	0	0	0	0	0	0	0	0	0	0	0	0	0
2018	Ravens	1	0	0	0	0	0	0	0.0	0.0	0	0	0	0	0	0	0	0	0	0	0	0	0	0	0	0	0	0	0	0	0	0	0
2019	Ravens	1	0	0	0	0	0	0	0.0	0.0	0	0	0	0	0	0	0	0	0	0	0	0	0	0	0	0	0	0	0	0	0	0	0
2020	Ravens	2	0	0	0	0	0	0	0.0	0.0	0	0	0	0	0	0	0	0	0	0	0	0	0	0	0	0	0	0	0	0	0	0	0
NFL TOTALS		6	0	3	3	0	0	0	0.0	0.0	0	0	0	0	0	0	0	0	0	0	0	0	0	0	0	0	0	0	0	0	0	0	0

SINGLE-GAME HIGHS: DEFENSIVE

Total Tackles	10 vs. San Diego Chargers, Nov 30, 2014	Interceptions	1 at Pittsburgh Steelers, Sep 30, 2018 ...1 more at 1.
Sacks	1.0 at Tennessee Titans, Oct 14, 2018 ...3 more at 1.0.	Interception Return Yards	16 at Pittsburgh Steelers, Sep 30, 2018
Passes Defensed	3 at Cleveland Browns, Oct 07, 2018 ...1 more at 3.	Special Teams Tackles	3 at Detroit Lions, Dec 16, 2013 ...1 more at 3.
Fumble Recoveries	1 vs. Cleveland Browns, Sep 13, 2020 ...1 more at 1.	Special Teams Forced Fumbles	1 at San Francisco 49ers, Oct 18, 2015
Tackles For Loss	1 at Pittsburgh Steelers, Oct 06, 2019 ...4 more at 1.	Special Teams Fumble Recoveries	1 at Pittsburgh Steelers, Dec 02, 2020

2021 GAME-BY-GAME REGULAR-SEASON STATISTICS (RAVENS)

DATE	OPPONENT	P/S	TACKLES							INTERCEPTIONS					FUMBLES				ST				MISC		W/L	SCORE							
			TK	S	A	SK	YDS	TFL	YDS	QBH	NO	YDS	LG	TD	PD	FF	FR	TD	YDS	TK	S	A	FF	FR			S	A					
09/13	at Raiders	P	0	0	0	0.0	0.0	0	0	0	0	0	0	0	0	0	0	0	0	0	0	0	0	0	0	0	0	0	0	0	0	L	27-33+
09/19	Chiefs	P	0	0	0	0.0	0.0	0	0	0	0	0	0	0	0	0	0	0	0	0	0	0	0	0	0	0	0	0	0	0	0	W	36-35
09/26	at Lions	P	0	0	0	0.0	0.0	0	0	0	0	0	0	0	0	0	0	0	0	0	0	0	0	0	0	0	0	0	0	0	0	W	19-17
10/03	at Broncos	P	0	0	0	0.0	0.0	0	0	0	0	0	0	0	0	0	0	0	0	0	0	0	0	0	0	0	0	0	0	0	0	W	23-7
10/11	Colts	P	0	0	0	0.0	0.0	0	0	0	0	0	0	0	0	0	0	0	0	0	0	0	0	0	0	0	0	0	0	0	0	W	31-25+
2021 TOTALS		5-0	0	0	0	0.0	0.0	0	0	0	0	0	0	0	0	0	0	0	0	0	0	0	0	0	0	0	0	0	0	0	0	4-1	

+ - Overtime



92 JUSTIN MADUBUIKE

COLLEGE: TEXAS A&M
 DEFENSIVE TACKLE BORN: 11/17/97, MCKINNEY, TX
 6-3 | 300 EXP. (NFL/RAVENS): 2/2 GP/GS (PLAYOFFS): 14/6 (2/0)



— KEY TRANSACTIONS —

- Justin Madubuike was selected by the Ravens in the third round (71st overall) of the 2020 NFL Draft... Was the first of four Ravens' picks (WR Devin Duvernay, LB Malik Harrison and G Tyre Phillips) in the round

— CAREER HIGHLIGHTS —

- Totaled 19 tackles (11 solo), 1 sack, 2 TFL and 2 QBHs in 10 games (three starts) as a rookie in 2020, helping Baltimore's defense rank No. 2 in both points allowed (18.9) and third-down efficiency (34.0%)
- Notched his first-career sack in the 27-13 win vs. NYG (12/27/20)
- Made his NFL debut and tallied 1 QBH in the 27-3 win vs. Cin. (10/11/20)

— PERSONAL —

- In high school, participated in the PALS (Peer Assistance & Leadership) program that mentors children in the community
- His parents, Maureen and Festus Madubuike, are immigrants from Nigeria... Festus runs a home healthcare company called "Lucent Home Health"

- Last name Madubuike means: "My family is my strength."
- Modeled his game after Hall of Fame DE and fellow Texas native, John Randle, when he first started playing football
- Weighed 10 pounds at birth
- Last name is pronounced: mad-uh-BEE-kay**

— 2021 SEASON HIGHLIGHTS —

- Notched 2 tackles, 1 sack, 1 TFL and 2 QBH in the 23-7 win vs. Den. (10/3), as Baltimore's defense pitched a second-half shutout and limited the Broncos to a season-low 256 total yards
- Produced 2 solo tackles and 1 TFL in the 36-35 win vs. KC (9/19)... Baltimore limited Kansas City to 1-of-6 (16.7%) on third down

JUSTIN MADUBUIKE'S NFL REGULAR SEASON DEFENSIVE STATISTICS

DATE	TEAM	GP	GS	TACKLES							INTERCEPTIONS					FUMBLES				ST					MISC			
				TK	S	A	TFL	YDS	SK	YDS	QBH	NO	YDS	LG	TD	PD	FF	FR	TD	YDS	TK	S	A	FF	FR	S	A	
2020	Ravens	10	3	19	11	8	2	7	1.0	7.0	2	0	0	0	0	0	0	0	0	0	0	0	0	0	0	0	0	0
2021	Ravens	4	3	5	4	1	2	11	1.0	6.0	3	0	0	0	0	1	0	0	0	0	0	0	0	0	0	0	0	
NFL TOTALS		14	6	24	15	9	4	18	2.0	13.0	5	0	0	0	0	1	0	0	0	0	0	0	0	0	0	0	0	

JUSTIN MADUBUIKE'S NFL POSTSEASON DEFENSIVE STATISTICS

DATE	TEAM	GP	GS	TACKLES							INTERCEPTIONS					FUMBLES				ST					MISC		
				TK	S	A	TFL	YDS	SK	YDS	QBH	NO	YDS	LG	TD	PD	FF	FR	TD	YDS	TK	S	A	FF	FR	S	A
2020	Ravens	2	0	3	2	1	0	0	0.0	0.0	0	0	0	0	0	1	0	0	0	0	0	0	0	0	0	0	0
NFL TOTALS		2	0	3	2	1	0	0	0.0	0.0	0	0	0	0	0	1	0	0	0	0	0	0	0	0	0	0	

SINGLE-GAME HIGHS: DEFENSIVE

Total Tackles 5 at Indianapolis Colts, Nov 08, 2020
Sacks 1.0 at Denver Broncos, Oct 03, 2021
 ...1 more at 1.0.

Passes Defensed 1 at Denver Broncos, Oct 03, 2021
Tackles For Loss 1 at Denver Broncos, Oct 03, 2021
 ...3 more at 1.

92 JUSTIN MADUBUIKE

2021 GAME-BY-GAME REGULAR-SEASON STATISTICS (RAVENS)

DATE	OPPONENT	P/S	TACKLES							INTERCEPTIONS					FUMBLES				ST					MISC		W/L	SCORE	
			TK	S	A	SK	YDS	TFL	YDS	QBH	NO	YDS	LG	TD	PD	FF	FR	TD	YDS	TK	S	A	FF	FR	S			A
09/13	at Raiders	S	0	0	0	0.0	0.0	0	0	0	0	0	0	0	0	0	0	0	0	0	0	0	0	0	0	0	L	27-33+
09/19	Chiefs	P	2	2	0	0.0	0.0	1	5	0	0	0	0	0	0	0	0	0	0	0	0	0	0	0	0	0	W	36-35
09/26	at Lions		RESERVE/COVID-19																							W	19-17	
10/03	at Broncos	S	2	2	0	1.0	6.0	1	6	2	0	0	0	0	1	0	0	0	0	0	0	0	0	0	0	0	W	23-7
10/11	Colts	S	1	0	1	0.0	0.0	0	0	1	0	0	0	0	0	0	0	0	0	0	0	0	0	0	0	0	W	31-25+
2021 TOTALS		4-3	5	4	1	1.0	6.0	2	11	3	0	0	0	0	1	0	0	0	0	0	0	0	0	0	0	0	0	4-1

+ - Overtime





37 IMAN MARSHALL

CORNERBACK
6-1 | 210

COLLEGE: SOUTHERN CALIFORNIA
BORN: 2/27/97, LONG BEACH, CA
EXP. (NFL/RAVENS): 3/3 GP/GS (PLAYOFFS): 3/0



— KEY TRANSACTIONS —

- Placed on Injured Reserve on 8/16/21
- Placed on Injured Reserve (knee) on 8/17/20
- Activated from Injured Reserve - Designated for Return on 11/12/19 after being placed on IR on 9/2/19
- Selected by the Ravens in the fourth round (127th overall) of the 2019 NFL Draft...Was the third of three Ravens' picks (RB Justice Hill & G Ben Powers) in the round

— CAREER HIGHLIGHTS —

- Spent the entire 2020 season on Injured Reserve

- Made his NFL debut and recorded 1 special teams tackle in the 45-6 win at LAR (11/25/19)

— PERSONAL —

- Nickname is "Biggie"
- Is a big dog lover
- Graduated with a degree in political science/real estate development from USC

IMAN MARSHALL'S NFL REGULAR SEASON DEFENSIVE STATISTICS

DATE	TEAM	GP	GS	TACKLES							INTERCEPTIONS					FUMBLES				ST			MISC										
				TK	S	A	TFL	YDS	SK	YDS	QBH	NO	YDS	LG	TD	PD	FF	FR	TD	YDS	TK	S	A	FF	FR	S	A						
2019	Ravens	3	0	0	0	0	0	0	0.0	0.0	0	0	0	0	0	0	0	0	0	0	0	0	0	0	0	0	0	0	0	0	0	0	0
2020	Ravens	0	0	0	0	0	0	0	0.0	0.0	0	0	0	0	0	0	0	0	0	0	0	0	0	0	0	0	0	0	0	0	0	0	0
2021	Ravens	0	0	0	0	0	0	0	0.0	0.0	0	0	0	0	0	0	0	0	0	0	0	0	0	0	0	0	0	0	0	0	0	0	0
NFL TOTALS		3	0	0	0	0	0	0	0.0	0.0	0	0	0	0	0	0	0	0	0	0	0	0	0	0	0	0	0	0	0	0	0	0	0

IMAN MARSHALL'S NFL POSTSEASON DEFENSIVE STATISTICS

DATE	TEAM	GP	GS	TACKLES							INTERCEPTIONS					FUMBLES				ST			MISC											
				TK	S	A	TFL	YDS	SK	YDS	QBH	NO	YDS	LG	TD	PD	FF	FR	TD	YDS	TK	S	A	FF	FR	S	A							
2019	Ravens	0	0	0	0	0	0	0	0.0	0.0	0	0	0	0	0	0	0	0	0	0	0	0	0	0	0	0	0	0	0	0	0	0	0	
2020	Ravens	0	0	0	0	0	0	0	0.0	0.0	0	0	0	0	0	0	0	0	0	0	0	0	0	0	0	0	0	0	0	0	0	0	0	0
NFL TOTALS		0	0	0	0	0	0	0	0.0	0.0	0	0	0	0	0	0	0	0	0	0	0	0	0	0	0	0	0	0	0	0	0	0	0	0

SINGLE-GAME HIGHS: DEFENSIVE

1 at Los Angeles Rams, Nov 25, 2019

Special Teams Tackles

2021 GAME-BY-GAME REGULAR-SEASON STATISTICS (RAVENS)

DATE	OPPONENT	P/S	TACKLES							INTERCEPTIONS					FUMBLES				ST			MISC		W/L	SCORE									
			TK	S	A	SK	YDS	TFL	YDS	QBH	NO	YDS	LG	TD	PD	FF	FR	TD	YDS	TK	S	A	FF			FR	S	A						
09/13	at Raiders																																L	27-33+
09/19	Chiefs																																W	36-35
09/26	at Lions																																W	19-17
10/03	at Broncos																																W	23-7
10/11	Colts																																W	31-25+
2021 TOTALS			0	0	0	0.0	0.0	0	0	0	0	0	0	0	0	0	0	0	0	0	0	0	0	0	0	0	0	0	0	0	0	0	4-1	

+ - Overtime



47 NATE MCCRARY

RUNNING BACK
6-0 | 213

COLLEGE: SAGINAW VALLEY STATE

BORN: 4/9/99, MUSKEGON, MI

EXP. (NFL/RAVENS): ROOKIE

GP/GS (PLAYOFFS): 0/0



— KEY TRANSACTIONS —

- Signed to Baltimore's practice squad on 9/28/21
- Released by Denver on 9/23/21
- Signed with the Broncos on 9/1/21
- Released by the Ravens on 8/31/21
- Originally signed by the Baltimore Ravens as an undrafted rookie free agent in 2021

— COLLEGE —

- Played 33 career games (11 starts) at SVSU, recording 377 carries for 1,889 yards (5.0 avg.) and 28 TDs...Also posted 12 receptions for 150 yards and 1 TD, adding 9 KORs for 123 yards
- In 2020, SVSU's season was cancelled due to the COVID-19 pandemic
- During his junior campaign in 2019, started all 11 games, totaling 167 rushes for a career-high 1,060 yards (6.3 avg.) and 10 TDs...Also recorded 2 receptions for 46 yards...Earned first-team All- Great Lakes Intercollegiate Athletic honors after ranking second in the conference with 96.4 rushing yards per game
- As a sophomore in 2018, appeared in 11 games, rushing 137 times for 520 yards and a team-high 11 TDs...Ranked third in the conference in rushing TDs (11) and ninth on the program's all-time single-season rushing TD list

- During his true freshman campaign (2017), appeared in 11 games, recording 73 rushes for 309 yards and a team-high 7 TDs...Also recorded 4 receptions for 31 yards and had 9 KORs for 123 yards
- McCrary is the first SVSU football student-athlete to sign with an NFL team since the Ravens signed LB Michael Alexander in 2019
- Majored in health sciences with the intention of becoming a chiropractor

— HIGH SCHOOL/PERSONAL —

- Prepped at Reeths-Puffer (Muskegon, MI) HS, where he lettered in football and track
- Was a three-year starter with the Rockets and finished with 17 TDs as a running back, while adding 3 KOR-TDs
- Earned All-State honors in track & field four times (200, 400 relay, twice in the 800 relay) and graduated as the school's record-holder in four events (200, 400 relay, 800 relay, 1600 relay)
- Volunteered in 2020 with Samaritan's Purse in Rockport, TX, to rebuild homes for those impacted by Hurricane Harvey and in Midland, MI, to help clean up homes for renovations after the area was devastated by a historic flood

NATE MCCRARY'S NFL REGULAR SEASON RUSHING/RECEIVING STATISTICS

DATE	TEAM	RUSHING							RECEIVING				
		GP	GS	NO.	YDS.	AVG.	LG	TD	NO.	YDS.	AVG.	LG	TD
2021	Broncos	0	0	0	0	0.0	0	0	0	0	0.0	0	0
Went from Denver to Baltimore .													
2021	Ravens	0	0	0	0	0.0	0	0	0	0	0.0	0	0
2021	TOTAL	0	0	0	0	0.0	0	0	0	0	0.0	0	0
NFL TOTALS		0	0	0	0	0.0	0	0	0	0	0.0	0	0

2021 GAME-BY-GAME REGULAR-SEASON STATISTICS (BRONCOS/RAVENS)

DATE	OPPONENT	P/S	RUSHING					RECEIVING				W/L	SCORE	
			NO.	YDS.	AVG.	LG	TD	NO.	YDS.	AVG.	LG			TD
09/12	at Giants												W	27-13
09/19	at Jaguars												W	23-13
09/26	Jets												W	26-0
Went from Broncos to Ravens .														
10/03	at Broncos												W	23-7
10/11	Colts												W	31-25+
2021 TOTALS		0-0	0	0	0.0	0	0	0	0	0.0	0	0	0	5-0

+ - Overtime



69

KAHLIL MCKENZIE

DEFENSIVE TACKLE

COLLEGE: TENNESSEE

BORN: 1/3/97, GREEN BAY, WI

6-3 | 326

EXP. (NFL/RAVENS): 2/1

GP/GS (PLAYOFFS): 2/0



— KEY TRANSACTIONS —

- Activated from the practice squad (COVID-19 replacement) on 9/26/21 at Det.
- Signed to the Ravens' practice squad on 9/8/21
- Released by the Bengals on 8/31/21
- Signed to the Bengals' roster on 1/2/21
- Signed to the Bengals' practice squad on 10/27/20
- Waived by Cincinnati on 10/24/20
- Activated to the Bengals' 53-man roster on 10/17/20
- Signed to the Bengals' practice squad on 9/6/20
- Waived by Cincinnati on 9/5/20
- Signed with the Bengals as a free agent on 8/25/20
- Waived by the Seahawks on 7/26/20
- Re-signed with the Seahawks as a free agent on 4/20/20
- Signed to the Seahawks' practice squad on 9/3/19
- Waived by the Chiefs on 8/31/19
- Selected by the Kansas City Chiefs in the sixth round (198th overall) of the 2018 NFL Draft

— CAREER HIGHLIGHTS —

- Has appeared in seven games (no starts), all for the Bengals, totaling 8 tackles while seeing action on 101 defensive snaps
- Has been listed at guard in each of his two previous NFL stops, but Cincinnati moved him to DT, which he played in college

- Spent majority of the season on the Bengals' practice squad, but played five games as a standard elevation (two) or COVID-19 replacement (three)
- Made his Bengals debut at Phi. (9/27/20) and did not record any statistics, but finished his 2020 campaign with four tackles in the season finale vs. Bal. (1/3/21)
- Did not play as a rookie with Kansas City and was inactive for all 16 regular season games, including two postseason contests... Listed as a guard by the Seahawks

— PERSONAL —

- His father, Reggie McKenzie, was a star LB at the University of Tennessee from 1981-84 and in the NFL with the Los Angeles Raiders, Phoenix Cardinals and San Francisco 49ers from 1985-92... He served in various front office roles in Green Bay (1994-2011), then became the general manager of the Oakland Raiders (2012-18) before joining the Miami Dolphins as a senior personnel executive (2019-present)
- Full name is Reginald Kahlil McKenzie
- **First name is pronounced kah-LEEL**

— 2021 SEASON HIGHLIGHTS —

- Saw action on 15 snaps and notched 2 tackles in his first game as a Raven in the 19-17 win at Det. (9/26)

KAHLIL MCKENZIE'S NFL REGULAR SEASON DEFENSIVE STATISTICS

DATE	TEAM	GP	GS	TACKLES							INTERCEPTIONS					FUMBLES				ST				MISC		
				TK	S	A	TFL	YDS	SK	YDS	QBH	NO	YDS	LG	TD	PD	FF	FR	TD	YDS	TK	S	A	FF	FR	S
2018	Chiefs	0	0	0	0	0	0	0	0.0	0.0	0	0	0	0	0	0	0	0	0	0	0	0	0	0	0	0
2019	Seahawks	0	0	0	0	0	0	0	0.0	0.0	0	0	0	0	0	0	0	0	0	0	0	0	0	0	0	0
2021	Ravens	1	0	2	0	2	0	0	0.0	0.0	0	0	0	0	0	0	0	0	0	0	0	0	0	0	0	0
NFL TOTALS		1	0	2	0	2	0	0	0.0	0.0	0	0	0	0	0	0	0	0	0	0	0	0	0	0	0	0

KAHLIL MCKENZIE'S NFL POSTSEASON DEFENSIVE STATISTICS

DATE	TEAM	GP	GS	TACKLES							INTERCEPTIONS					FUMBLES				ST				MISC		
				TK	S	A	TFL	YDS	SK	YDS	QBH	NO	YDS	LG	TD	PD	FF	FR	TD	YDS	TK	S	A	FF	FR	S
2018	Chiefs	0	0	0	0	0	0	0	0.0	0.0	0	0	0	0	0	0	0	0	0	0	0	0	0	0	0	0
2019	Seahawks	0	0	0	0	0	0	0	0.0	0.0	0	0	0	0	0	0	0	0	0	0	0	0	0	0	0	0
NFL TOTALS		0	0	0	0	0	0	0	0.0	0.0	0	0	0	0	0	0	0	0	0	0	0	0	0	0	0	0

SINGLE-GAME HIGHS: DEFENSIVE

Total Tackles

4 at Cincinnati Bengals, Jan 03, 2021

Tackles For Loss

1 at Cincinnati Bengals, Dec 13, 2020



90 PERNELL MCPHEE

COLLEGE: MISSISSIPPI STATE
 OUTSIDE LINEBACKER BORN: 12/17/88, PAHOKEE, FL
 6-3 | 269 EXP. (NFL/RAVENS): 11/7 GP/GS (PLAYOFFS): 136/43 (10/1)



— KEY TRANSACTIONS —

- Signed with Baltimore on 9/2/21
- Released by the Ravens on 8/31/21
- Re-signed (one-year deal) with the Ravens on 3/16/21
- Re-signed (one-year deal) with the Ravens on 5/12/20
- Placed on Injured Reserve (arm) on 10/21/19
- Re-signed with the Ravens as a free agent on 5/17/19
- Signed with the Washington Redskins on 3/26/18
- Released by the Bears on 2/26/18
- Placed on Injured Reserve (shoulder) on 12/20/17
- Signed with the Chicago Bears as an unrestricted free agent (Bal.) on 3/11/15
- Originally selected by the Baltimore Ravens in the fifth round (165th overall) of the 2011 NFL Draft

— CAREER HIGHLIGHTS —

- In 11 NFL seasons, owns 257 tackles (199 solo), 38 sacks, 6 FFs, 2 FRs and 1 INT...Has played for Baltimore (2011-14, 2019-21), Chicago (2015-17) and Washington (2018)
- In 2020, recorded 34 tackles (26 solo), 3 sacks, 3 TFL, 15 QBHs and 1 PD in 15 games (13 starts)...His 13 starts in his 10th season were a career high, as he helped Baltimore's defense rank No. 2 in both points allowed (18.9) and third-down efficiency (34.0%)
- In 2019, recorded 19 tackles, 3 sacks and 1 PD in seven games, helping Baltimore's defense rank No. 3 in points (17.6) and No. 4 in yards (300.6) allowed per game, before being placed on Injured Reserve (10/21/19)
- During his first four seasons with the Ravens, registered 92 tackles, 17 sacks, 3 FFs and 1 FR in 60 games (six starts)
- Helped the Ravens make five playoff appearances during his six seasons in Baltimore, which included a victory in Super Bowl XLVII (2012)

- In the 2012 postseason, posted 4 tackles, 1 sack, 2 PD, 1 FF and 1 FR for a defense that forced 10 turnovers in four playoff games en route to a victory in Super Bowl XLVII
- In his first season as a Bear (2015), was named a captain by his teammates and notched 53 tackles (42 solo), 6 sacks, 1 INT, 1 FF and 3 PD
- Tallied a career-high 8 tackles (7 solo) and his first-career INT, returning a pick 13 yards to set up a field goal drive, in a 22-20 win vs. Oak. (10/4/15)
- Recorded three multi-sack games in 2014, vs. Atl. (10/19), vs. Jax. (12/14) and vs. Cle. (12/28), helping Baltimore to a 3-0 record in those contests and producing a personal-best season total of 7.5 sacks...That season, Baltimore tied (Phi.) to produce the NFL's second-most sacks (49)

— PERSONAL —

- Began playing organized football as a high school senior
- Also started two seasons on his high school basketball team at Pahokee (FL) HS
- Majored in general studies at Mississippi State

— 2021 SEASON HIGHLIGHTS —

- Produced 5 tackles and 1 QBH in the 31-25 win vs. Ind. (10/11), as Baltimore limited Indianapolis to 1-of-4 (25%) in the red zone
- Posted a third-down sack (-12 yards) of Raiders QB Derek Carr to force a punt at LV (9/13)...Helped hold the Raiders to 3-of-6 in red zone TD efficiency, limiting them to 1 FG, forcing 1 turnover on downs and making 1 INT (CB Anthony Averett) inside the 20

PERNELL MCPHEE'S NFL REGULAR SEASON DEFENSIVE STATISTICS

DATE	TEAM	GP	GS	TACKLES							INTERCEPTIONS					FUMBLES				ST				MISC						
				TK	S	A	TFL	YDS	SK	YDS	QBH	NO	YDS	LG	TD	PD	FF	FR	TD	YDS	TK	S	A	FF	FR	S	A			
2011	Ravens	16	0	23	16	7	4	0	6.0	31.0	8	0	0	0	0	2	1	1	0	0	0	0	0	0	0	0	0	0	0	0
2012	Ravens	12	6	21	18	3	4	0	1.5	12.0	8	0	0	0	0	0	0	0	0	0	0	0	0	0	0	0	0	0	0	0
2013	Ravens	16	0	21	13	8	5	18	2.0	13.0	6	0	0	0	0	1	1	0	0	0	0	0	0	0	0	0	0	0	0	0
2014	Ravens	16	0	27	17	10	11	47	7.5	50.0	26	0	0	0	0	4	1	0	0	0	0	0	0	0	0	0	0	0	0	0
2015	Bears	14	12	53	42	11	9	44	6.0	41.0	18	1	13	13	0	3	1	0	0	0	0	0	0	0	0	0	0	0	0	0
2016	Bears	9	0	16	13	3	5	32	4.0	34.0	9	0	0	0	0	0	1	0	0	0	0	0	0	0	0	0	0	0	0	0
2017	Bears	13	5	21	20	1	5	26	4.0	20.0	11	0	0	0	0	2	1	0	0	0	0	0	0	0	0	0	0	0	0	0
2018	Washington	13	0	11	8	3	3	10	0.0	0.0	8	0	0	0	0	2	0	1	0	24	0	0	0	0	0	0	0	0	0	0
2019	Ravens	7	7	19	17	2	7	28	3.0	18.0	6	0	0	0	0	1	0	0	0	0	0	0	0	0	0	0	0	0	0	0
2020	Ravens	15	13	34	26	8	3	22	3.0	22.0	15	0	0	0	0	1	0	0	0	0	0	0	0	0	0	0	0	0	0	0
2021	Ravens	5	0	11	9	2	2	12	1.0	11.0	2	0	0	0	0	0	0	0	0	0	0	0	0	0	0	0	0	0	0	0
NFL TOTALS		136	43	257	199	58	58	239	38.0	252.0	117	1	13	13	0	16	6	2	0	24	0	0	0	0	0	0	0	0	0	0

90 PERNELL MCPHEE

PERNELL MCPHEE'S NFL POSTSEASON DEFENSIVE STATISTICS

DATE	TEAM	GP	GS	TACKLES							INTERCEPTIONS					FUMBLES				ST				MISC				
				TK	S	A	TFL	YDS	SK	YDS	QBH	NO	YDS	LG	TD	PD	FF	FR	TD	YDS	TK	S	A	FF	FR	S	A	
2011	Ravens	2	0	0	0	0	0	0	0.0	0.0	0	0	0	0	0	1	0	0	0	0	0	0	0	0	0	0	0	0
2012	Ravens	4	0	4	2	2	0	0	1.0	9.0	0	0	0	0	0	2	1	1	0	0	0	0	0	0	0	0	0	0
2014	Ravens	2	0	4	0	4	0	0	0.5	2.0	3	0	0	0	0	0	0	0	0	0	0	0	0	0	0	0	0	0
2019	Ravens	0	0	0	0	0	0	0	0.0	0.0	0	0	0	0	0	0	0	0	0	0	0	0	0	0	0	0	0	0
2020	Ravens	2	1	7	6	1	1	6	1.0	6.0	1	0	0	0	0	0	0	0	0	0	0	0	0	0	0	0	0	0
NFL TOTALS		10	1	15	8	7	1	6	2.5	17.0	4	0	0	0	0	3	1	1	0	0	0	0	0	0	0	0	0	0

SINGLE-GAME HIGHS: DEFENSIVE

Total Tackles 8 vs. Oakland Raiders, Oct 04, 2015
Sacks 2.0 vs. Green Bay Packers, Dec 18, 2016
 ...4 more at 2.0.
Passes Defensed 1 vs. Cincinnati Bengals, Oct 11, 2020
 ...15 more at 1.
Forced Fumbles 1 at Tampa Bay Buccaneers, Sep 17, 2017
 ...5 more at 1.

Fumble Recoveries 1 at New Orleans Saints, Oct 08, 2018
 ...1 more at 1.
Tackles For Loss 3 vs. Arizona Cardinals, Sep 15, 2019
 ...2 more at 3.
Interceptions 1 vs. Oakland Raiders, Oct 04, 2015
Interception Return Yards 13 vs. Oakland Raiders, Oct 04, 2015

2021 GAME-BY-GAME REGULAR-SEASON STATISTICS (RAVENS)

DATE	OPPONENT	P/S	TACKLES							INTERCEPTIONS					FUMBLES				ST				MISC		W/L	SCORE			
			TK	S	A	SK	YDS	TFL	YDS	QBH	NO	YDS	LG	TD	PD	FF	FR	TD	YDS	TK	S	A	FF	FR			S	A	
09/13	at Raiders	P	2	2	0	1.0	11.0	1	11	1	0	0	0	0	0	0	0	0	0	0	0	0	0	0	0	0	0	L	27-33+
09/19	Chiefs	P	1	1	0	0.0	0.0	0	0	0	0	0	0	0	0	0	0	0	0	0	0	0	0	0	0	0	0	W	36-35
09/26	at Lions	P	2	2	0	0.0	0.0	0	0	1	0	0	0	0	0	0	0	0	0	0	0	0	0	0	0	0	W	19-17	
10/03	at Broncos	P	1	1	0	0.0	0.0	0	0	0	0	0	0	0	0	0	0	0	0	0	0	0	0	0	0	0	W	23-7	
10/11	Colts	P	5	3	2	0.0	0.0	1	1	0	0	0	0	0	0	0	0	0	0	0	0	0	0	0	0	0	W	31-25+	
2021 TOTALS		5-0	11	9	2	1.0	11.0	2	12	2	0	0	0	0	0	0	0	0	0	0	0	0	0	0	0	0	4-1		

+ - Overtime



7 TRACE MCSORLEY

QUARTERBACK
6-0 | 202

COLLEGE: PENN STATE
BORN: 8/23/95, ASHBURN, VA
EXP. (NFL/RAVENS): 3/3 GP/GS (PLAYOFFS): 3/0



— KEY TRANSACTIONS —

- Signed to the Ravens' practice squad 9/1/21
- Released by Baltimore on 8/31/21
- Placed on Injured Reserve (knee) on 12/16/20
- Trace McSorley was selected by the Ravens in the sixth round (197th overall) of the 2019 NFL Draft

— CAREER HIGHLIGHTS —

- In 2020, played in his second- and third-career game, completing 3-of-10 passes for 90 yards and 1 TD, before being placed on Injured Reserve (knee) on 12/16/20
- Completed his first-career pass by finishing 2-of-6 for 77 yards and 1 TD at Pit. (12/2/20)...His 70-yard TD strike to WR Marquise Brown was the longest TD pass by a Ravens' QB since Lamar Jackson's 83-yarder in Week 1 of 2019

- Rushed for 1 yard to gain a key first down in his first-career NFL game in the 28-10 victory vs. Pit. (12/29/19)

— PERSONAL —

- Full name is Richard Thomas McSorley III
- Graduated with an accounting degree...Is also working on a second degree in journalism
- Son of Rick and Andrea McSorley...Father played football at the University of Richmond, and an uncle, Jeff McSorley, played football at Marshall
- Sister, Micaela, is a 2020 Penn State graduate

TRACE MCSORLEY'S NFL REGULAR SEASON PASSING/RUSHING STATISTICS

DATE	TEAM	GP	GS	PASSING										RUSHING						
				ATT.	CMP.	PCT.	YDS	AVG.	TD	INT.	LG	SK	LST	RATE	NO.	YDS.	AVG.	LG	TD	
2019	Ravens	1	0	0	0	0.0	0	0.0	0	0	0	0	0	0	0.0	1	1	1.0	1	0
2020	Ravens	2	0	10	3	30.0	90	9.0	1	0	70t	0	0	0	97.9	5	17	3.4	9	0
2021	Ravens	0	0	0	0	0.0	0	0.0	0	0	0	0	0	0.0	0	0	0.0	0	0	
TOTALS		3	0	10	3	30.0	90	9.0	1	0	70T	0	0	0	97.9	6	18	3.0	9	0

TRACE MCSORLEY'S NFL POSTSEASON PASSING/RUSHING STATISTICS

DATE	TEAM	GP	GS	PASSING										RUSHING						
				ATT.	CMP.	PCT.	YDS	AVG.	TD	INT.	LG	SK	LST	RATE	NO.	YDS.	AVG.	LG	TD	
2019	Ravens	0	0	0	0	0.0	0	0.0	0	0	0	0	0	0	0.0	0	0	0.0	0	0
2020	Ravens	0	0	0	0	0.0	0	0.0	0	0	0	0	0	0.0	0	0	0.0	0	0	
TOTALS		0	0	0	0	0.0	0	0.0	0	0	0	0	0	0.0	0	0	0.0	0	0	

SINGLE-GAME HIGHS: QUARTERBACK

Pass Attempts 6 at Pittsburgh Steelers, Dec 02, 2020
Pass Completions 2 at Pittsburgh Steelers, Dec 02, 2020
Yards Passing 77 at Pittsburgh Steelers, Dec 02, 2020
TD Passes 1 at Pittsburgh Steelers, Dec 02, 2020

Long Passes 70t at Pittsburgh Steelers, Dec 02, 2020
Rush Attempts 3 at Pittsburgh Steelers, Dec 02, 2020
Rushing Yards 16 at Pittsburgh Steelers, Dec 02, 2020
Longest Runs 9 at Pittsburgh Steelers, Dec 02, 2020

2021 GAME-BY-GAME REGULAR-SEASON STATISTICS (RAVENS)

DATE	OPPONENT	P/S	PASSING										RUSHING				W/L	SCORE		
			ATT	CMP	YDS	PCT	Y/A	Y/C	TD	INT	LG	SK/YD	RATE	ATT	YDS	LG			TD	
09/13	at Raiders																		L	27-33+
09/19	Chiefs																		W	36-35
09/26	at Lions																		W	19-17
10/03	at Broncos																		W	23-7
10/11	Colts																		W	31-25+
2021 TOTALS		0-0	0	0	0	0.0	0.0	0.0	0	0	0	0/0	0.0	0	0	0	0	0	4-1	

+ - Overtime



65 PATRICK MEKARI

COLLEGE: CAL-BERKELEY

OFFENSIVE LINEMAN BORN: 8/13/97, WESTLAKE VILLAGE, CA

6-4 | 308

EXP. (NFL/RAVENS): 3/3

GP/GS (PLAYOFFS): 30/17 (3/3)



— KEY TRANSACTIONS —

- Signed by the Ravens as a rookie free agent on 5/3/19...Was one of two (OLB Otaru Alaka) undrafted RFAs to make the Ravens' Week 1 53-man roster

— CAREER HIGHLIGHTS —

- Helped block for a Ravens rushing attack that topped 100 rushing yards in 43 consecutive games (2018-21), tying for the longest streak of its kind in NFL history (Pittsburgh – 1974-77)
- In 2020, saw action in all 14 games (eight starts), seeing time at RG and center...Helped block for the NFL's No. 1 rushing attack (191.9 ypg), which produced the third-most yards (3,071) ever in a 16-game NFL season...Baltimore owned the seventh-best scoring offense (29.3 ppg) and fourth-best third-down offense (48.8%)...The Ravens also tallied a franchise-record 24 rushing TDs
- Started at RG and helped block for a rushing attack that totaled 110 ground yards and 2 TDs in the 24-10 win at Ind. (11/8/20)...Baltimore scored 17 unanswered in the second half to capture the victory and set an NFL record with its 31st-straight game scoring at least 20 points
- In 2019, helped the Ravens set new single-season franchise records for total TDs (64), points (531), rushing yards (3,296) and total net yards (6,521)...The Ravens also became the first team in league history to average at least 200 rushing (206.0) and 200 net passing (201.6) yards per game in a season

— PERSONAL —

- Both of Mekari's parents fled war-torn countries in the Middle East in the 1970s and immigrated to Los Angeles – his mother left Iran and his father is from Lebanon
- While at Cal, played with his older brother, Tony, who was a defensive lineman and is a current law student at UC Davis

- **Last name pronounced: muh-CARE-ee**

— 2021 SEASON HIGHLIGHTS —

- Started at RT, helping block for a passing attack that produced a single-game franchise-record 437 passing yards in the 31-25 win vs. Ind. (10/11)...QB Lamar Jackson finished 37-of-43 passing for 442 yards and 4 TDs (140.5 rating), becoming the first QB in NFL history to complete at least 85% of his passes in a 400-yard game
- Started at RT, helping block for a ground game that extended its 100-yard rushing streak to an NFL-record-tying 43 straight games, in the 23-7 win at Den. (10/3)...Also protected QB Lamar Jackson, who passed for a season-high 316 yards and 1 TD
- Started at RT and blocked on all 58 offensive snaps, while adding 6 special teams plays, including K Justin Tucker's game-winning and NFL-record 66-yard FG, in the 19-17 win at Det. (9/26)
- Started at RT and helped block for a rushing attack that produced 251 yards in the 36-35 win vs KC (9/19)...Baltimore eclipsed 100 rushing yards for the 41st-straight game, as the offense converted 6-of-11 (54.5%) third downs and scored a TD on all four red zone opportunities

PATRICK MEKARI'S NFL REGULAR SEASON STATISTICS

DATE	TEAM	GP	GS
2019	Ravens	11	5
2020	Ravens	14	8
2021	Ravens	5	4
NFL TOTALS		30	17

PATRICK MEKARI'S NFL POSTSEASON STATISTICS

DATE	TEAM	GP	GS
2019	Ravens	1	1
2020	Ravens	2	2
NFL TOTALS		3	3

65 PATRICK MEKARI

2021 GAME-BY-GAME REGULAR-SEASON STATISTICS (RAVENS)

DATE	OPPONENT	P/S	W/L	SCORE
09/13	at Raiders	P	L	27-33+
09/19	Chiefs	S	W	36-35
09/26	at Lions	S	W	19-17
10/03	at Broncos	S	W	23-7
10/11	Colts	S	W	31-25+
2021 TOTALS		5-4	4-1	

+ - Overtime



10 JAYLON MOORE

WIDE RECEIVER

5-11 | 191

COLLEGE: TENNESSEE-MARTIN

BORN: 7/1/97, MEMPHIS, TN

EXP. (NFL/RAVENS): 1/1

GP/GS (PLAYOFFS): 0/0



— KEY TRANSACTIONS —

- Signed to the Ravens' practice squad on 9/1/21
- Released by Baltimore on 8/31/21
- Signed a Reserve/Future contract with Baltimore on 1/18/21
- Signed to the Ravens' practice squad on 9/6/20
- Waived by Baltimore on 9/5/20
- Originally signed with the Ravens as a undrafted rookie free agent on 5/5/20

— CAREER HIGHLIGHTS —

- Spent his entire rookie campaign (2020) on Baltimore's practice squad

— COLLEGE —

- Appeared in 39 games (25 starts) over four seasons for Tennessee-Martin, totaling 92 receptions for 1,492 yards and 18 TDs...As a senior in 2019, played in nine games (seven starts) and tallied 16 receptions for 292 yards and 5 TDs
- Missed five games due to injury
- Best performance came against Austin Peay, with 5 catches for 87 yards and a career-high 3 TDs
- Started in all 11 games for the Skyhawks as a junior, posting career highs for receptions (52), receiving yards (799) and TDs (8)

- Set single-game career highs for receptions (8) and receiving yards (180), adding 2 TDs against Tennessee State
- Saw action in 10 games (seven starts) in 2017 and recorded 18 receptions for 297 yards and 4 TDs
- Appeared in nine games as a redshirt freshman (2016), catching 6 passes for 104 yards and 1 TD
- Majored in business and global affairs

— HIGH SCHOOL/PERSONAL —

- Prepped at Mitchell (Memphis, TN) HS, where he earned Class 2A All-State honors and garnered first-team All-District 16A accolades
- Accumulated 53 receptions for 1,147 yards and 15 TDs, while adding another rushing score...Added 15 tackles and 3 INTs on defense
- Highlighted by the *Memphis Commercial Appeal* as a "Best of the Preps" honoree in 2014
- Helped the West team to a 28-16 win in the eighth annual Toyota East-West Tennessee All-Star Game
- In addition to his collegiate football career, Moore was also a member of the UT Martin track and field program as a sprinter

JAYLON MOORE'S NFL REGULAR SEASON RUSHING/RECEIVING STATISTICS

DATE	TEAM	GP	GS	RECEIVING					RUSHING					
				NO.	YDS.	AVG.	LG	TD	NO.	YDS.	AVG.	LG	TD	
2020	Ravens	0	0	0	0	0.0	0	0	0	0	0	0.0	0	0
2021	Ravens	0	0	0	0	0.0	0	0	0	0	0	0.0	0	0
NFL TOTALS		0	0	0	0	0.0	0	0	0	0	0	0.0	0	0

JAYLON MOORE'S NFL POSTSEASON RUSHING/RECEIVING STATISTICS

DATE	TEAM	GP	GS	RECEIVING					RUSHING					
				NO.	YDS.	AVG.	LG	TD	NO.	YDS.	AVG.	LG	TD	
2020	Ravens	0	0	0	0	0.0	0	0	0	0	0	0.0	0	0
NFL TOTALS		0	0	0	0	0.0	0	0	0	0	0	0.0	0	0

2021 GAME-BY-GAME REGULAR-SEASON STATISTICS [RAVENS]

DATE	OPPONENT	P/S	RECEIVING					RUSHING					W/L	SCORE
			NO.	YDS.	AVG.	LG	TD	NO.	YDS.	AVG.	LG	TD		
09/13	at Raiders												L	27-33+
09/19	Chiefs												W	36-35
09/26	at Lions												W	19-17
10/03	at Broncos												W	23-7
10/11	Colts												W	31-25+
2021 TOTALS		0-0	0	0	0.0	0	0	0	0	0.0	0	0	4-1	

+ - Overtime



46 NICK MOORE

LONG SNAPPER

6-2 | 248

COLLEGE: GEORGIA

BORN: 12/9/92, SNELLVILLE, GA

EXP. (NFL/RAVENS): 2/2

GP/GS (PLAYOFFS): 6/0



— KEY TRANSACTIONS —

- Signed a Reserve/Future contract with Baltimore on 1/18/21
- Was activated from the practice squad (COVID replacement elevation) on 12/2/20 at Pit.
- Signed to Baltimore's practice squad on 9/6/20 after being waived at the end of training camp on 9/5/20
- Signed with Baltimore on 3/26/20
- Waived by the Saints on 8/21/19
- Signed with New Orleans as a rookie free agent on 5/10/19

— CAREER HIGHLIGHTS —

- Snapped on all 5 of K Justin Tucker's FGAs, including his game-winning and NFL-record 66-yard FG, in the 19-17 win at Det. (9/26/21)...It marked Tucker's 17th-career game-winner (including playoffs) and the first snapped by Moore

— PERSONAL —

- Spent the abbreviated XFL season with the Tampa Bay Vipers in 2019, seeing action in five games
- In 2011, was selected in the 30th round of the Major League Baseball Draft by the Boston Red Sox...Played first and third base in Boston's minor league system for four years (2011-14)

— 2021 SEASON HIGHLIGHTS —

- Snapped on all 5 of K Justin Tucker's FGAs, including his game-winning and NFL-record 66-yard FG, in the 19-17 win at Det. (9/26)...It marked Tucker's 17th-career game-winner (including playoffs) and the first snapped by Moore

NICK MOORE'S NFL REGULAR SEASON STATISTICS

DATE	TEAM	GP
2020	Ravens	1
2021	Ravens	5
NFL TOTALS		6

NICK MOORE'S NFL POSTSEASON STATISTICS

DATE	TEAM	GP
2020	Ravens	0
NFL TOTALS		0

2021 GAME-BY-GAME REGULAR-SEASON STATISTICS (RAVENS)

DATE	OPPONENT		W/L	SCORE
09/13	at Raiders	P	L	27-33+
09/19	Chiefs	P	W	36-35
09/26	at Lions	P	W	19-17
10/03	at Broncos	P	W	23-7
10/11	Colts	P	W	31-25+
2021 TOTALS		5	4-1	

+ - Overtime



28



LATAVIUS MURRAY

RUNNING BACK

6-3 | 230

COLLEGE: CENTRAL FLORIDA

BORN: 1/18/90, NEDROW, NY

EXP. (NFL/RAVENS): 9/1

GP/GS (PLAYOFFS): 113/65 (5/4)



— KEY TRANSACTIONS —

- Signed with the Ravens on 9/10/21
- Released by New Orleans on 9/7/21
- Signed a four-year deal with the Saints on 3/13/19
- Signed a three-year deal with the Vikings on 3/16/17
- Placed on Injured Reserve on 8/27/13
- Lataavius Murray was originally selected by the Raiders in the sixth round (181st overall) of the 2013 NFL Draft

— HONORS —

- Saints team nominee for the NFL Salute to Service Award (2020)
- Pro Bowl (2015)

— CAREER HIGHLIGHTS —

- Has appeared in 113 games (65 starts) for the Raiders (2014-16), Vikings (2017-18), Saints (2019-20) and Ravens (2021), totaling 5,159 rushing yards and 46 TDs on 1,241 rushes, while contributing through the air with 187 receptions for 1,307 yards and 2 TDs... Has appeared in five postseason contests (four starts), registering 137 yards and 2 TDs on 4 carries, while adding 8 receptions for 55 yards and 1 TD
- Played in 15 regular season games (seven starts) for New Orleans, rushing 146 times for 656 yards (4.5 avg) and 4 TDs, while adding 23 receptions for 176 yards and his second-career scoring grab... Contributed to a Saints' rushing attack that averaged the sixth-most rushing yards per game (141.6) and scored the NFL's most rushing TDs (30)... Saw action and started in one of two Saints' playoff contests, posting 9 yards on 4 rushes, while adding 2 receptions for 11 yards and 1 TD
- In 2019, played in all 16 games (eight starts), totaling 637 rushing yards and 5 TDs on 144 carries (4.4 avg), while adding 34 receptions for 235 yards and his first-career scoring grab... Saw action in one playoff game, recording 21 rushing yards on 5 carries and 1 reception for 4 yards
- Appeared in all 16 games (six starts) with the Vikings in 2018, tallying 578 rushing yards and a team-best 6 TDs on 140 carries (4.1 avg), while adding 22 receptions for 141 yards
- In his first year in Minnesota (2017), saw action in all 16 games (11 starts) and led the team with 842 rushing yards and 8 TDs on 216 carries, while adding 15 receptions for 103 yards... Notched 2 playoff starts, tallying 68 yards and 1 TD on 25 carries, while adding 4 receptions for 28 yards

- In 2016 with the Raiders, appeared in 14 games (12 starts), posting 788 rushing yards and a career-high 12 TDs on 195 carries, while adding 33 receptions for 264 yards (also a career high)... Started in the Raiders' Wild Card matchup, posting 39 rushing yards and 1 TD on 12 carries, while adding a 12-yard reception... His 12 regular season rushing TDs were the NFL's fifth most
- En route to earning Pro Bowl honors in 2015, became first Raiders RB since Charlie Garner (2001) to start all 16 games, registering a career-high 1,066 rushing yards and 6 TDs on 266 carries, while adding 41 receptions for 232 yards
- After missing his rookie campaign (2013) with an injury, saw game action for the first time in 2014... Appeared in 15 contests (three starts), notching 424 rushing yards and 2 TDs on 82 carries, while adding 17 receptions for 143 yards

— PERSONAL —

- Enjoys photography as a hobby
- Participated in NFL's 2018 USO Tour throughout Italy and Germany
- Traveled to Haiti with former Raiders teammate Derek Carr to visit an orphanage (2016 & 2018)
- In 2021, combined with former UCF teammate Blake Bortles to give the athletic department a \$500,000 gift to help renovate its sports medicine center and part of the football building
- Honored his late friend, Jonathan Diaz, who was shot and killed during a dispute in 2016, during the NFL's My Cause My Cleats (2017) campaign, by auctioning off his cleats and donating the proceeds to Diaz's favorite cause, the Central New York Society for the Prevention of Cruelty to Animals (CNYSPCA)

— 2021 SEASON HIGHLIGHTS —

- Recorded 18 carries for a team-leading 59 yards and 1 TD in his first start as Raven, as Baltimore extended its 100-yard rushing streak to an NFL-record-tying 43 straight games, in the 23-7 win at Den. (10/3)
- Recorded 36 yards and 1 rushing TD on 9 carries (4.0 avg) in the 36-35 win vs. KC (9/19)... Baltimore eclipsed 100 rushing yards for the 41st-straight game, as the offense converted 6-of-11 (54.5%) third downs and scored a TD on all four red zone opportunities... Reached the end zone in each of his first two games as a Raven, marking the first time he's recorded back-to-back games with a TD since 2018 (with Minnesota)
- Posted 28 rushing yards and 1 TD on 10 carries in his Ravens debut at LV (9/14)... Baltimore notched 189 rushing yards, extending its 100-yard rushing streak to 40 games



28 LATAVIUS MURRAY

LATAVIUS MURRAY'S NFL REGULAR SEASON RUSHING/RECEIVING STATISTICS

DATE	TEAM	GP	GS	RUSHING					RECEIVING				
				NO.	YDS.	AVG.	LG	TD	NO.	YDS.	AVG.	LG	TD
2014	Raiders	15	3	82	424	5.2	90t	2	17	143	8.4	46	0
2015	Raiders	16	16	266	1,066	4.0	54	6	41	232	5.7	23	0
2016	Raiders	14	12	195	788	4.0	42	12	33	264	8.0	39	0
2017	Vikings	16	11	216	842	3.9	46	8	15	103	6.9	28	0
2018	Vikings	16	6	140	578	4.1	38t	6	22	141	6.4	16	0
2019	Saints	16	8	146	637	4.4	30t	5	34	235	6.9	30	1
2020	Saints	15	7	146	656	4.5	36t	4	23	176	7.7	25	1
2021	Ravens	5	2	50	168	3.4	11t	3	2	13	6.5	7	0
NFL TOTALS		113	65	1,241	5,159	4.2	90T	46	187	1,307	7.0	46	2

LATAVIUS MURRAY'S NFL POSTSEASON RUSHING/RECEIVING STATISTICS

DATE	TEAM	GP	GS	RUSHING					RECEIVING				
				NO.	YDS.	AVG.	LG	TD	NO.	YDS.	AVG.	LG	TD
2016	Raiders	1	1	12	39	3.3	18	1	1	12	12.0	12	0
2017	Vikings	2	2	25	68	2.7	14	1	4	28	7.0	13	0
2019	Saints	1	0	5	21	4.2	8	0	1	4	4.0	4	0
2020	Saints	1	1	4	9	2.3	4	0	2	11	5.5	6t	1
NFL TOTALS		5	4	46	137	3.0	18	2	8	55	6.9	13	1

SINGLE-GAME HIGHS: RUSHING/RECEIVING

Rush Attempts 27 at Chicago Bears, Oct 20, 2019
Rushing Yards 155 vs. Arizona Cardinals, Oct 14, 2018
Longest Runs 90t vs. Kansas City Chiefs, Nov 20, 2014
Rushing TDs 3 vs. Denver Broncos, Nov 06, 2016
Receptions 9 vs. Arizona Cardinals, Oct 27, 2019
Receiving Yards 60 at Denver Broncos, Dec 28, 2014
Longest Receptions 46 at Denver Broncos, Dec 28, 2014
Receiving TDs 1 vs. Kansas City Chiefs, Dec 20, 2020
 ...1 more at 1.
All-Purpose Yards 158 vs. Arizona Cardinals, Oct 14, 2018

Kickoff Returns 5 vs. Miami Dolphins, Sep 28, 2014
Kickoff Return Yards 112 vs. Miami Dolphins, Sep 28, 2014
Longest Kickoff Return 38 at New York Jets, Sep 07, 2014
Special Teams Tackles 1 vs. Kansas City Chiefs, Nov 20, 2014
 ...2 more at 1.
Miscellaneous Tackles 1 at Chicago Bears, Oct 04, 2015
 ...1 more at 1.
Most TDs 3 vs. Denver Broncos, Nov 06, 2016
Rushing Average 9.9 vs. San Francisco 49ers, Dec 08, 2019
Receiving Average 15.0 at Denver Broncos, Dec 28, 2014

2021 GAME-BY-GAME REGULAR-SEASON STATISTICS (RAVENS)

DATE	OPPONENT	P/S	RUSHING					RECEIVING					W/L	SCORE
			NO.	YDS.	AVG.	LG	TD	NO.	YDS.	AVG.	LG	TD		
09/13	at Raiders	P	10	28	2.8	8t	1	0	0	0.0	0	0	L	27-33+
09/19	Chiefs	P	9	36	4.0	8	1	0	0	0.0	0	0	W	36-35
09/26	at Lions	P	7	28	4.0	8	0	0	0	0.0	0	0	W	19-17
10/03	at Broncos	S	18	59	3.3	11t	1	0	0	0.0	0	0	W	23-7
10/11	Colts	S	6	17	2.8	6	0	2	13	6.5	7	0	W	31-25+
2021 TOTALS		5-2	50	168	3.4	11T	3	2	13	6.5	7	0	4-1	

+ - Overtime



84 JOSH OLIVER

TIGHT END
6-5 | 249

COLLEGE: SAN JOSE STATE
BORN: 3/21/97, PASO ROBLES, CA
EXP. (NFL/RAVENS): 3/1 GP/GS (PLAYOFFS): 9/1



— KEY TRANSACTIONS —

- Acquired by the Ravens on 3/18/21 in exchange for an undisclosed 2022 draft choice
- Placed on Injured Reserve (foot) on 8/20/20
- Placed on Injured Reserve (back) on 11/18/19
- Originally selected by the Jacksonville Jaguars in the third round (69th overall) of the 2019 NFL Draft

— CAREER HIGHLIGHTS —

- Has played in nine games (one start), with Jacksonville (2019) and Baltimore (2021), totaling 7 receptions for 43 yards

— PERSONAL —

- Is an avid snowboarder
- Father, Rene, played college football for Cal Poly...Uncle, Clancy, was a defensive back for the Pittsburgh Steelers and St. Louis Cardinals...Second cousin, Darren, pitched for 20 seasons in the MLB

— 2021 SEASON HIGHLIGHTS —

- Notched career highs in receptions (2) and receiving yards (13) in the 31-25 vs. Ind. (10/11)

JOSH OLIVER'S NFL REGULAR SEASON RUSHING/RECEIVING STATISTICS

DATE	TEAM	GP	GS	RECEIVING					RUSHING				
				NO.	YDS.	AVG.	LG	TD	NO.	YDS.	AVG.	LG	TD
2019	Jaguars	4	1	3	15	5.0	6	0	0	0	0.0	0	0
2020	Jaguars	0	0	0	0	0.0	0	0	0	0	0.0	0	0
2021	Ravens	5	0	4	28	7.0	9	0	0	0	0.0	0	0
NFL TOTALS		9	1	7	43	6.1	9	0	0	0	0.0	0	0

SINGLE-GAME HIGHS: RECEIVING

Receptions
Receiving Yards

2 vs. Indianapolis Colts, Oct 11, 2021
13 vs. Indianapolis Colts, Oct 11, 2021

Longest Receptions
All-Purpose Yards

9 vs. Kansas City Chiefs, Sep 19, 2021
13 vs. Indianapolis Colts, Oct 11, 2021

2021 GAME-BY-GAME REGULAR-SEASON STATISTICS (RAVENS)

DATE	OPPONENT	P/S	RECEIVING					RUSHING					W/L	SCORE	
			NO.	YDS.	AVG.	LG	TD	NO.	YDS.	AVG.	LG	TD			
09/13	at Raiders	P	0	0	0.0	0	0	0	0	0.0	0	0	0	L	27-33+
09/19	Chiefs	P	1	9	9.0	9	0	0	0	0.0	0	0	0	W	36-35
09/26	at Lions	P	1	6	6.0	6	0	0	0	0.0	0	0	0	W	19-17
10/03	at Broncos	P	0	0	0.0	0	0	0	0	0.0	0	0	0	W	23-7
10/11	Colts	P	2	13	6.5	7	0	0	0	0.0	0	0	0	W	31-25+
2021 TOTALS		5-0	4	28	7.0	9	0	0	0	0.0	0	0	0	4-1	

+ - Overtime



99 ODAFE OWEH

COLLEGE: PENN STATE

OUTSIDE LINEBACKER BORN: 12/15/98, HACKENSACK, NJ

6-5 | 251

EXP. (NFL/RAVENS): ROOKIE

GP/GS (PLAYOFFS): 5/1



— KEY TRANSACTIONS —

- Odafe Oweh was selected by the Ravens in the first round (31st overall) of the 2021 NFL Draft...Was the second of two Ravens' picks (WR Rashod Bateman, 27th) in the round...Declared for the draft following his redshirt sophomore season at Penn State

— NFL HONORS —

- AFC Defensive Player of the Week (Week 2, 2021)

— CAREER HIGHLIGHTS —

- Tallied 3 solo tackles, 1 TFL, 1 QBH and the first FF and FR of his career, en route to earning AFC Defensive Player of the Week honors, in the 36-35 win vs. KC (9/19)...Knocked the ball loose from RB Clyde Edwards-Helaire and recovered the fumble with 1:26 left to play and the Ravens protecting a one-point lead...His QBH earlier in the game forced an errant pass and led to a CB Tavon Young INT...Became the fourth Baltimore rookie to win Defensive Player of the Week, joining LB Patrick Queen (Week 5, 2020), S Chad Williams (Week 13, 2002) and LB Ray Lewis (Week 1, 1996)

— COLLEGE HONORS —

- First-team All-Big Ten by league coaches (2020)
- Second-team All-Big Ten by *The Associated Press* (2020)
- Second-team All-Big Ten by *Pro Football Focus* (2020)
- Third-team All-Big Ten by *Phil Steele* (2020)
- Big Ten Freshman of the Week following the Michigan State game (10/26/19)

— COLLEGE HIGHLIGHTS —

- In 24 career games (eight starts), posted 63 tackles (37 solo), 13.5 TFL, 7 sacks, 2 PD and 2 FFs
- In his final season (2020) at Penn State, tallied a career-high 38 tackles (20 solo), including 6.5 TFL and 1 PD
- Collected a career-high 5 sacks, adding 21 tackles, 2 FFs and 1 PD, as a redshirt freshman in 2019

— PERSONAL —

- Ran a 4.36-second 40-yard dash at Penn State's Pro Day
- Comes from a family of Nigerian descent and hopes to one day travel to the country to help with various construction projects...Oweh grew up in New Jersey, but both of his

parents are from Nigeria...Father, Henry, was born in Nigeria, while his mother, Tania, moved there when she was 7...Odafe is a name with roots in the Urhobo tribe, Henry's ethnic group, which primarily resides in Southwest Nigeria...The name means "a wealthy individual"

- Was a skilled high school basketball player and didn't start playing organized football until his junior year of high school
- Enjoys drawing as a hobby
- Majored in communication arts and sciences at Penn State
- **Name is pronounced: uh-DAH-fay, OH-way**

— NOTE THE QUOTE —

"You look at his athletic ability, and just for that very fact, we feel like he's a great fit in our defense. He's an aggressive player. He runs to the ball very fast. He's in the backfield constantly. He's knocking people back into the backfield. He's beating tackles into the backfield. He runs things down from behind. I think he's a perfect fit for our defense."

— Head Coach John Harbaugh

— 2021 SEASON HIGHLIGHTS —

- Tallied 3 tackles, 1 sack, 2 TFL and 1 FF in the 31-25 win vs. Ind. (10/11), as Baltimore limited Indianapolis to 1-of-4 (25%) in the red zone...Became first Ravens rookie to produce 3 sacks and 2 FF through the first five games of a career
- Posted 1 tackle, 1 sack, 1 TFL and 2 QBH in the 23-7 win vs. Den. (10/3), as Baltimore's defense pitched a second-half shutout and limited the Broncos to a season-low 256 total yards
- Tallied 4 tackles and 1 QBH in his first-career start in the 19-17 win at Det. (9/26)
- Tallied 3 solo tackles, 1 TFL, 1 QBH and the first FF and FR of his career, en route to earning AFC Defensive Player of the Week honors, in the 36-35 win vs. KC (9/19)...Knocked the ball loose from RB Clyde Edwards-Helaire and recovered the fumble with 1:26 left to play and the Ravens protecting a one-point lead...His QBH earlier in the game forced an errant pass and led to a CB Tavon Young INT
- Made his NFL debut, posting 2 tackles (both solo) and 1 sack at LV (9/13)...His sack forced a Raiders' FGA as time expired in the first half...Led NFL rookie defenders with 4 QB pressures in Week One

ODAFE OWEH'S NFL REGULAR SEASON DEFENSIVE STATISTICS

DATE	TEAM	GP	GS	TACKLES								INTERCEPTIONS					FUMBLES			ST				MISC				
				TK	S	A	TFL	YDS	SK	YDS	QBH	NO	YDS	LG	TD	PD	FF	FR	TD	YDS	TK	S	A	FF	FR	S	A	
2021	Ravens	5	1	13	11	2	3	11	3.0	16.0	8	0	0	0	0	0	2	1	0	0	0	0	0	0	0	0	0	0
NFL TOTALS		5	1	13	11	2	3	11	3.0	16.0	8	0	0	0	0	0	2	1	0	0	0	0	0	0	0	0	0	0

99 ODAFE OWEH

SINGLE-GAME HIGHS: DEFENSIVE

Total Tackles 4 at Detroit Lions, Sep 26, 2021
Sacks 1.0 vs. Indianapolis Colts, Oct 11, 2021
 ...2 more at 1.0.
Forced Fumbles 1 vs. Indianapolis Colts, Oct 11, 2021
 ...1 more at 1.


Fumble Recoveries 1 vs. Kansas City Chiefs, Sep 19, 2021
Tackles For Loss 1 vs. Kansas City Chiefs, Sep 19, 2021
 ...1 more at 1.

2021 GAME-BY-GAME REGULAR-SEASON STATISTICS (RAVENS)

DATE	OPPONENT	P/S	TACKLES							INTERCEPTIONS					FUMBLES				ST				MISC		W/L	SCORE				
			TK	S	A	SK	YDS	TFL	YDS	QBH	NO	YDS	LG	TD	PD	FF	FR	TD	YDS	TK	S	A	FF	FR			S	A		
09/13	at Raiders	P	2	2	0	1.0	2.0	1	2	2	0	0	0	0	0	0	0	0	0	0	0	0	0	0	0	0	0	0	L	27-33+
09/19	Chiefs	P	3	3	0	0.0	0.0	1	0	1	0	0	0	0	0	0	1	1	0	0	0	0	0	0	0	0	0	0	W	36-35
09/26	at Lions	S	4	2	2	0.0	0.0	0	0	1	0	0	0	0	0	0	0	0	0	0	0	0	0	0	0	0	0	W	19-17	
10/03	at Broncos	P	1	1	0	1.0	9.0	1	9	2	0	0	0	0	0	0	0	0	0	0	0	0	0	0	0	0	0	W	23-7	
10/11	Colts	P	3	3	0	1.0	5.0	0	0	2	0	0	0	0	0	1	0	0	0	0	0	0	0	0	0	0	0	W	31-25+	
2021 TOTALS		5-1	13	11	2	3.0	16.0	3	11	8	0	0	0	0	0	2	1	0	0	0	0	0	0	0	0	0	0	4-1		

+ - Overtime





24



MARCUS PETERS

CORNERBACK

6-0 | 197

COLLEGE: WASHINGTON

BORN: 1/9/93, OAKLAND, CA

EXP. (NFL/RAVENS): 7/3

GP/GS (PLAYOFFS): 91/90 (10/10)



— KEY TRANSACTIONS —

- Placed on Injured Reserve (knee) on 9/10/21
- Signed a three-year contract extension (through 2022) with the Ravens on 12/28/19
- Acquired by the Ravens from the LA Rams on 10/15/19 in exchange for ILB Kenny Young and a 2020 fifth-round draft choice
- Traded by Kansas City to the LA Rams on 3/14/18
- Selected by Kansas City in the first round (18th overall) of the 2015 NFL Draft

— HONORS —

- Three-time Pro Bowler (2016-17, 2019)
- *Associated Press* first-team All-Pro (2016, 2019 - DB)
- *Associated Press* second-team All-Pro (2015, 2019 - CB)
- *Associated Press* Defensive Rookie of the Year (2015)
- NFL All-Rookie Team (2015)
- Three-time AFC Offensive Player of the Week (Week 15, 2017; Week 3, 2016; Week 15, 2015)

— CAREER HIGHLIGHTS —

- Since entering the NFL in 2015, Peters owns the league's most takeaways (39), INTs (31), INT-return yards (814), INT-return TDs (6) and defensive TDs (7), while his 86 PD stand as the third most during that span
- His 3 postseason INTs are tied for the most in the NFL since he entered the league in 2015
- In 2020, started all 14 games in which he played, registering 52 tackles (46 solo), 1 sack, 1 TFL, 1 QBH, 4 FFs, 2 FRs and a team-high 4 INTs. ...Helped Baltimore's defense rank No. 2 in both points allowed (18.9) and third-down efficiency (34.0%), also posting an NFL-high 25 FFs
- In 2019, totaled 39 tackles, 3 INTs (2 of which were returned for TDs) and 10 PD, helping Baltimore's defense rank No. 3 in points (17.6) and No. 4 in total yards (300.6) allowed per game...Tallied 5 total INTs for the season, producing NFL bests in INT return yards (210) and INT-TDs (3)...The Ravens' 6 defensive TDs tied (TB) for No. 1 in the NFL

- In his Ravens debut at Seattle (10/20/19), recorded a 67-yard INT-TD, marking his 25th-career INT and fifth-career pick-6
- In 2018, started all 16 regular season games in his first year with the Rams, finishing with 3 INTs for 107 yards, 43 tackles and 8 PD...Also started all three postseason contests and totaled a playoff career-high 7 tackles and 1 PD in Super Bowl LIII against New England
- In his rookie season (2015), recorded career highs in tackles (53), INTs (8), INT return yards (280, including 2 TDs) and PD (26)...Added 9 tackles, 1 INT and 3 PD in two playoff games
- On his first-career play from scrimmage, intercepted Texans QB Brian Hoyer (9/13/15)

— PERSONAL —

- Established the Fam 1st Family Foundation in 2011 with Josh Johnson and Marshawn Lynch to strengthen underprivileged youth in Oakland, CA
- The foundation educates students in architecture and design, coding, music and entrepreneurship
- Marcus' father, Michael, is the head football coach at McClymonds (Oakland, CA) HS, leading Marcus' alma mater to three state championships over Michael's 35-year tenure (28 as an assistant & seven as head coach)...Michael has won several awards, including the 2020 National Coalition of Minority Football Coaches High School Coach of the Year, which honors a coach who has excelled on the field and used his position to advance diversity in the high school ranks by demonstrating integrity, character and excellence...Michael also earned the Cal-Hi State Small Schools Coach of the Year (2018) award, a year after Oakland honored him with a key to the city (2017)



24 MARCUS PETERS

MARCUS PETERS' NFL REGULAR SEASON DEFENSIVE STATISTICS

DATE	TEAM	GP	GS	TACKLES								INTERCEPTIONS					FUMBLES				ST				MISC				
				TK	S	A	TFL	YDS	SK	YDS	QBH	NO	YDS	LG	TD	PD	FF	FR	TD	YDS	TK	S	A	FF	FR	S	A		
2015	Chiefs	16	16	60	53	7	2	4	0.0	0.0	0	8	280	90t	2	26	1	0	0	0	0	0	0	0	0	0	0	0	0
2016	Chiefs	15	15	45	35	10	0	0	0.0	0.0	0	6	63	28	0	20	1	3	0	31	0	0	0	0	0	0	0	0	
2017	Chiefs	14	14	46	42	4	2	1	0.0	0.0	0	5	137	62	0	9	4	2	1	45	0	0	0	0	0	0	0	0	
2018	Rams	16	16	43	33	10	0	0	0.0	0.0	1	3	107	50t	1	8	0	0	0	0	0	0	0	0	0	0	0	0	
2019	Rams	6	6	14	9	5	1	8	0.0	0.0	0	2	32	32t	1	4	0	1	0	0	0	0	0	0	0	0	0	0	
Went from L.A. Rams to Baltimore.																													
2019	Ravens	10	9	39	31	8	0	0	0.0	0.0	0	3	178	89t	2	10	0	0	0	0	0	0	0	0	0	0	0	0	
2019	TOTAL	16	15	53	40	13	1	8	0.0	0.0	0	5	210	89t	3	14	0	1	0	0	0	0	0	0	0	0	0	0	
2020	Ravens	14	14	52	46	6	1	2	1.0	10.0	1	4	17	12	0	9	4	2	0	-3	0	0	0	0	0	0	0	0	
2021	Ravens	0	0	0	0	0	0	0	0.0	0.0	0	0	0	0	0	0	0	0	0	0	0	0	0	0	0	0	0	0	
NFL TOTALS		91	90	299	249	50	6	15	1.0	10.0	2	31	814	90T	6	86	10	8	1	73	0	0	0	0	0	0	0	0	

MARCUS PETERS' NFL POSTSEASON DEFENSIVE STATISTICS

DATE	TEAM	GP	GS	TACKLES								INTERCEPTIONS					FUMBLES				ST				MISC			
				TK	S	A	TFL	YDS	SK	YDS	QBH	NO	YDS	LG	TD	PD	FF	FR	TD	YDS	TK	S	A	FF	FR	S	A	
2015	Chiefs	2	2	9	6	3	0	0	0.0	0.0	0	1	2	2	0	3	0	0	0	0	0	0	0	0	0	0	0	0
2016	Chiefs	1	1	6	4	2	0	0	0.0	0.0	0	0	0	0	0	1	0	0	0	0	0	0	0	0	0	0	0	
2017	Chiefs	1	1	4	4	0	2	3	0.0	0.0	0	1	28	28	0	1	0	0	0	0	0	0	0	0	0	0	0	
2018	Rams	3	3	11	8	3	1	1	0.0	0.0	0	0	0	0	0	2	0	0	0	0	0	0	0	0	0	0	0	
2019	Ravens	1	1	2	2	0	1	1	0.0	0.0	0	0	0	0	0	1	0	0	0	0	0	0	0	0	0	0	0	
2020	Ravens	2	2	9	7	2	0	0	0.0	0.0	0	1	13	13	0	1	0	0	0	0	0	0	0	0	0	0	0	
NFL TOTALS		10	10	41	31	10	4	5	0.0	0.0	0	3	43	28	0	9	0	0	0	0	0	0	0	0	0	0	0	


SINGLE-GAME HIGHS: DEFENSIVE

Total Tackles	8 at Los Angeles Rams, Nov 25, 2019 ...1 more at 8.	Fumble Recoveries	1 vs. Pittsburgh Steelers, Nov 01, 2020 ...7 more at 1.
Sacks	1.0 vs. Cincinnati Bengals, Oct 11, 2020	Tackles For Loss	1 at New England Patriots, Nov 15, 2020 ...5 more at 1.
Passes Defensed	4 at Carolina Panthers, Nov 13, 2016 ...3 more at 4.	Interceptions	2 vs. Los Angeles Chargers, Dec 16, 2017 ...3 more at 2.
Forced Fumbles	1 at Cleveland Browns, Dec 14, 2020 ...9 more at 1.	Interception Return Yards	93 at Baltimore Ravens, Dec 20, 2015

2021 GAME-BY-GAME REGULAR-SEASON STATISTICS (RAVENS)

DATE	OPPONENT	P/S	TACKLES								INTERCEPTIONS					FUMBLES				ST				MISC		W/L	SCORE	
			TK	S	A	SK	YDS	TFL	YDS	QBH	NO	YDS	LG	TD	PD	FF	FR	TD	YDS	TK	S	A	FF	FR	S			A
09/13	at Raiders																										L	27-33+
09/19	Chiefs																										W	36-35
09/26	at Lions																										W	19-17
10/03	at Broncos																										W	23-7
10/11	Colts																										W	31-25+
2021 TOTALS			0	0	0	0.0	0.0	0	0	0	0	0	0	0	0	0	0	0	0	0	0	0	0	0	0	0	0	4-1

+ - Overtime



83

TONY POLJAN

TIGHT END
6-7 | 251

COLLEGE: VIRGINIA

BORN: 4/25/97, LANSING, MI

EXP. (NFL/RAVENS): ROOKIE

GP/GS (PLAYOFFS): 0/0



— TRANSACTIONS —

- Signed to Baltimore's practice squad on 9/1/21
- Released by the Ravens on 8/31/21
- Signed with the Ravens as a undrafted rookie free agent on 5/13/21

— COLLEGE —

- Finished his only season at Virginia ranking No. 8 all time in career receiving TDs (6) by TE and tied for No. 2 on UVA's single-season TDs list by a TE...His 38 receptions rank seventh most in the program's single-season history by a TE, while his 411 receiving yards also tied for seventh most by a TE
- Appeared in all 10 games (eight starts) at UVA in 2020, recording 38 receptions for 411 yards and 6 TDs...Finished seventh in the nation among tight ends with 38 receptions and 6 TDs...Accepted an invitation to the 2021 Reese's Senior Bowl
- Prior to Virginia, played at Central Michigan, where he earned second-team All-Mid-American Conference honors as a junior in 2019...Started 12 games and caught 33 passes for 496 yards and 4 TDs, averaging 15.0 yards per reception...Reeled in a season-long 53-yard reception at Bowling Green
- Played in all 12 games (five starts), splitting the 2018 season between quarterback and tight end as a sophomore with the Chippewas...Rushed for 123 yards on 64 carries and 1 TD...Grabbed 7 passes for 125 yards and 2 TDs, averaging 17.9 yards per catch...Completed 76-of-147 passes for 625 yards and 2 TDs

- As a redshirt freshman, appeared in all 12 games at QB, where he completed 13-of-21 passes for 78 yards and rushed for 125 yards on 27 carries
- Redshirted the 2016 season
- Earned a degree in finance at Central Michigan

— HIGH SCHOOL/PERSONAL —

- Prepped at Lansing Catholic (MI) HS, where he completed 390-of-670 attempts for 6,090 yards and 58 TDs during his career...Also rushed for 3,118 yards and 58 TDs on 500 carries...Helped lead the team to two district championships, two regional titles, a state championship game appearance and a state semifinal berth
- Was named the 2016 Michigan High School Gatorade Player of the Year
- Was also a standout basketball player who scored more than 1,000 career points...Was a four-time All-League selection in basketball...Named to the Mr. Basketball Watch List prior to his senior season
- Earned varsity letters in football, basketball and track & field
- Was named the No. 17 overall football prospect in Michigan by the Detroit Free Press
- Son of Amy and Rick Poljan...Has three brothers, Buddy, David and Bo, and three sisters, Hillary, Rebecka and Mary
- **Last name is pronounced: POLE-jan**


TONY POLJAN'S NFL REGULAR SEASON RUSHING/RECEIVING STATISTICS

DATE	TEAM	RECEIVING							RUSHING				
		GP	GS	NO.	YDS.	AVG.	LG	TD	NO.	YDS.	AVG.	LG	TD
2021	Ravens	0	0	0	0	0.0	0	0	0	0	0.0	0	0
NFL TOTALS		0	0	0	0	0.0	0	0	0	0	0.0	0	0

2021 GAME-BY-GAME REGULAR-SEASON STATISTICS (RAVENS)

DATE	OPPONENT	P/S	RECEIVING					RUSHING					W/L	SCORE
			NO.	YDS.	AVG.	LG	TD	NO.	YDS.	AVG.	LG	TD		
09/13	at Raiders												L	27-33+
09/19	Chiefs												W	36-35
09/26	at Lions												W	19-17
10/03	at Broncos												W	23-7
10/11	Colts												W	31-25+
2021 TOTALS		0-0	0	0	0.0	0	0	0	0	0.0	0	0	4-1	

+ - Overtime



72 BEN POWERS

GUARD

6-4 | 310

COLLEGE: OKLAHOMA

BORN: 10/29/96, WICHITA, KS

EXP. (NFL/RAVENS): 3/3

GP/GS (PLAYOFFS): 22/11 (2/2)



— KEY TRANSACTIONS —

- Ben Powers was selected by the Baltimore Ravens in the fourth round (123rd overall) of the 2019 NFL Draft...Was the second (RB Justice Hill and CB Iman Marshall) of three picks in the round

— CAREER HIGHLIGHTS —

- Helped block for a Ravens rushing attack that topped 100 rushing yards in 43 consecutive games (2018-21), tying for the longest streak of its kind in NFL history (Pittsburgh – 1974-77)
- Appeared in all 16 games (seven starts) in 2020, helping block for the NFL's No. 1 rushing attack (191.9 ypg), which produced the third-most yards (3,071) ever in a 16-game NFL season... Baltimore owned the seventh-best scoring offense (29.3 ppg) and fourth-best third-down offense (48.8%)... The Ravens also tallied a franchise-record 24 rushing TDs
- Saw action at right guard in his first-career NFL game in the 28-10 victory vs. Pit. (12/29/19)... Helped the Ravens set a new NFL single-season team record for rushing yards (3,296) by producing 223 against the Steelers

— PERSONAL —

- Powers' draft selection was announced by the late Mo Gaba, a then-13-year-old Ravens' superfan who survived cancer three times, became blind at the age of nine months and passed away in July 2020 following his fourth battle with the disease... The inspirational Gaba became the first person ever to read an NFL Draft pick using Braille (2019)... The draft card is on display at the Hall of Fame in Canton, OH, where Gaba's legacy will live on forever
- Majored in management at Oklahoma
- Is best friends with former Ravens T Orlando Brown Jr.

— 2021 SEASON HIGHLIGHTS —

- Started at LG, helping block for a passing attack that produced a single-game franchise-record 437 passing yards in the 31-25 win vs. Ind. (10/11)... QB Lamar Jackson finished 37-of-43 passing for 442 yards and 4 TDs (140.5 rating), becoming the first QB in NFL history to complete at least 85% of his passes in a 400-yard game
- Started at LG, helping block for a ground game that extended its 100-yard rushing streak to an NFL-record-tying 43 straight games, in the 23-7 win at Den. (10/3)... Also protected QB Lamar Jackson, who passed for a season-high 316 yards and 1 TD
- Started at LG, where he saw 32 snaps in split action with G Ben Cleveland, in the 19-17 win at Det. (9/26)... Also protected in field-goal formation during K Justin Tucker's game-winning and NFL-record 66-yard kick
- Started at LG and helped block for a rushing attack that produced 251 yards in the 36-35 win vs KC (9/19)... Baltimore eclipsed 100 rushing yards for the 41st-straight game, as the offense converted 6-of-11 (54.5%) third downs and scored a TD on all four red zone opportunities
- Filled in for starting LG Tyre Phillips (knee injury) at LV (9/13)... Helped Baltimore gain 189 yards on the ground to extend its 100-yard rushing streak to 40 games... Also blocked for QB Lamar Jackson, who completed 19-of-30 passes for 235 yards and 1 TD, adding 86 rushing yards

BEN POWERS' NFL REGULAR SEASON STATISTICS

DATE	TEAM	GP	GS
2019	Ravens	1	0
2020	Ravens	16	7
2021	Ravens	5	4
NFL TOTALS		22	11

BEN POWERS' NFL POSTSEASON STATISTICS

DATE	TEAM	GP	GS
2019	Ravens	0	0
2020	Ravens	2	2
NFL TOTALS		2	2

72 BEN POWERS

2021 GAME-BY-GAME REGULAR-SEASON STATISTICS (RAVENS)

DATE	OPPONENT	P/S	W/L	SCORE
09/13	at Raiders	P	L	27-33+
09/19	Chiefs	S	W	36-35
09/26	at Lions	S	W	19-17
10/03	at Broncos	S	W	23-7
10/11	Colts	S	W	31-25+
2021 TOTALS		5-4	4-1	

+ - Overtime





11 JAMES PROCHE II

WIDE RECEIVER
5-11 | 201

COLLEGE: SOUTHERN METHODIST
BORN: 9/20/96, DALLAS, TX
EXP. (NFL/RAVENS): 2/2 GP/GS (PLAYOFFS): 19/0



— KEY TRANSACTIONS —

- James Proche II was selected by the Ravens in the sixth round (201st overall) of the 2020 NFL Draft

— HONORS —

- PFWA All-Rookie Team as a punt returner (2020)

— CAREER HIGHLIGHTS —

- Saw action in 14 games as a rookie in 2020, contributing mostly on special teams (as the primary punt returner for most of the year)...Returned 23 punts for 198 yards (8.6 avg), while adding 1 reception for 14 yards...Earned PFWA All-Rookie special teams honors
- Registered his first-career NFL catch, gaining 14 yards on a third-and-7 in the third quarter vs. Ten. (11/22/20)
- In his NFL debut, posted 2 PRs for 26 yards, including a 17-yarder, in the season-opening win vs. Cle. (9/13/20)

— PERSONAL —

- Mentored by Hall of Fame CB Deion Sanders...Spent two years at Prime Prep Academy (TX), co-founded by Sanders, before transferring to DeSoto (TX) HS for his senior year of high school
- Nickname is "Channel 3"
- Is an avid photographer
- Originally grew up playing soccer
- Graduated with a degree in sociology
- Last name is pronounced: pro-SHAY**

— 2021 SEASON HIGHLIGHTS —

- Produced career highs in receptions (5) and receiving yards (74), including a career-long 32-yard gain on third down in the fourth quarter, in the 23-7 win at Den. (10/3)

JAMES PROCHE II'S NFL REGULAR SEASON RUSHING/RECEIVING STATISTICS

DATE	TEAM	GP	GS	RECEIVING					RUSHING				
				NO.	YDS.	AVG.	LG	TD	NO.	YDS.	AVG.	LG	TD
2020	Ravens	14	0	1	14	14.0	14	0	0	0	0.0	0	0
2021	Ravens	5	0	8	118	14.8	32	0	0	0	0.0	0	0
NFL TOTALS		19	0	9	132	14.7	32	0	0	0	0.0	0	0

JAMES PROCHE II'S NFL POSTSEASON RUSHING/RECEIVING STATISTICS

DATE	TEAM	GP	GS	RECEIVING					RUSHING				
				NO.	YDS.	AVG.	LG	TD	NO.	YDS.	AVG.	LG	TD
2020	Ravens	0	0	0	0	0.0	0	0	0	0	0.0	0	0
NFL TOTALS		0	0	0	0	0.0	0	0	0	0	0.0	0	0

JAMES PROCHE II'S NFL REGULAR SEASON RETURN STATISTICS

DATE	TEAM	KICKOFF RETURNS					PUNT RETURNS					
		RET.	YDS.	AVG.	LG	TD	NO.	FC	YDS.	AVG.	LG	TD
2020	Ravens	0	0	0.0	0	0	23	16	198	8.6	20	0
2021	Ravens	0	0	0.0	0	0	0	0	0	0.0	0	0
NFL TOTALS		0	0	0.0	0	0	23	16	198	8.6	20	0

JAMES PROCHE II'S NFL POSTSEASON RETURN STATISTICS

DATE	TEAM	KICKOFF RETURNS					PUNT RETURNS					
		RET.	YDS.	AVG.	LG	TD	NO.	FC	YDS.	AVG.	LG	TD
2020	Ravens	0	0	0.0	0	0	0	0	0	0.0	0	0
NFL TOTALS		0	0	0.0	0	0	0	0	0	0.0	0	0

SINGLE-GAME HIGHS: RUSHING/RECEIVING

Receptions 5 at Denver Broncos, Oct 03, 2021
Receiving Yards 74 at Denver Broncos, Oct 03, 2021
Longest Receptions 32 at Denver Broncos, Oct 03, 2021
All-Purpose Yards 74 at Denver Broncos, Oct 03, 2021
Fair Catches 3 at New England Patriots, Nov 15, 2020
 ...1 more at 3.

Punt Return Yards 43 at Philadelphia Eagles, Oct 18, 2020
Longest Punt Return 20 vs. Jacksonville Jaguars, Dec 20, 2020
Punt Returns 5 at Philadelphia Eagles, Oct 18, 2020
Receiving Average 14.8 at Denver Broncos, Oct 03, 2021

11 JAMES PROCHE II

2021 GAME-BY-GAME REGULAR-SEASON STATISTICS (RAVENS)

DATE	OPPONENT	P/S	RECEIVING					RUSHING					W/L	SCORE
			NO.	YDS.	AVG.	LG	TD	NO.	YDS.	AVG.	LG	TD		
09/13	at Raiders	P	0	0	0.0	0	0	0	0	0.0	0	0	L	27-33+
09/19	Chiefs	P	0	0	0.0	0	0	0	0	0.0	0	0	W	36-35
09/26	at Lions	P	1	29	29.0	29	0	0	0	0.0	0	0	W	19-17
10/03	at Broncos	P	5	74	14.8	32	0	0	0	0.0	0	0	W	23-7
10/11	Colts	P	2	15	7.5	11	0	0	0	0.0	0	0	W	31-25+
2021 TOTALS		5-0	8	118	14.8	32	0	0	0	0.0	0	0	4-1	

+ - Overtime





6

PATRICK QUEEN

COLLEGE: LOUISIANA STATE

INSIDE LINEBACKER BORN: 8/13/99, VENTRESS, LA

6-0 | 232

EXP. (NFL/RAVENS): 2/2

GP/GS (PLAYOFFS): 21/21 (2/1)



— KEY TRANSACTIONS —

- Patrick Queen was selected by the Ravens in the first round (28th overall) of the 2020 NFL Draft

— HONORS —

- PFWA All-Rookie Team (2020)
- AFC Defensive Player of the Week (Week 5, 2020)

— CAREER HIGHLIGHTS —

- Started all 16 games in which he played in as a rookie in 2020, posting a team-high 105 tackles (65 solo), 3 sacks, 9 TFL, 10 QBHs, 2 FFs, 2 FRs, 1 INT and 1 PD...Returned one of his FRs 53 yards for a TD...Helped Baltimore's defense rank No. 2 in both points allowed (18.9) and third-down efficiency (34.0%), also posting an NFL-high 25 FFs...Also earned PFWA All-Rookie honors
- In 2020, was the NFL's only defender with at least 70 tackles, 3 sacks, 2 FFs, 2 FRs, 1 INT and 1 defensive TD
- Became the first rookie since at least 2000 (when data became available) to record at least 100 tackles (105), 2 sacks (3), 1 FF (2) and 1 defensive TD (1)
- At 21 years, 1 month, became the second-youngest Raven ever to start a game (Jamal Lewis in 2000; 21 years, 18 days), in the season-opening win vs. Cle. (9/13/20)

— PERSONAL —

- Father, Dwayne, played CB at Nicholls State
- Following LSU's National Championship victory, the town of New Road, LA, held a parade for Queen and presented him with a key to the city (2020)...Queen was honored along with good friend and former high school teammate Stephen Guidry, who attended Mississippi State and was signed as an undrafted free agent by the Dallas Cowboys

- Player he most enjoys facing in the NFL is former LSU teammate and current Bengals QB Joe Burrow, who was selected No. 1 overall in the 2020 draft
- Was a standout high school baseball player (left fielder) and considered walking on to LSU's baseball team
- Pre-game ritual is to listen to Phil Collins' "In the Air Tonight" just prior to walking out on the field
- Grew up a fan of Ray Lewis and always dreamed about playing for the Ravens' defense
- New Ravens teammate QB Lamar Jackson labeled Queen as "Ray Lewis Jr." following the team's first-round selection via an Instagram live
- Spent many summers training with his father, who would have Patrick do sled pulls on a Mississippi River levee
- Majored in sport administration at LSU

— 2021 SEASON HIGHLIGHTS —

- Produced 6 tackles and 1 QBH in the 31-25 win vs. Ind. (10/11), as Baltimore limited Indianapolis to 1-of-4 (25%) in the red zone
- Registered a team-high 8 tackles (7 solo) in the in the 36-35 win vs. KC (9/19)...Baltimore limited Kansas City to 1-of-6 (16.7%) on third down
- Produced a team-leading (tied, CB Marlon Humphrey) 9 tackles and 1 sack (-13 yards) at LV (9/13)...Helped hold the Raiders to 3-of-6 in red zone TD efficiency, limiting them to 1 FG, forcing 1 turnover on downs and making 1 INT (CB Anthony Averett) inside the 20

PATRICK QUEEN'S NFL REGULAR SEASON DEFENSIVE STATISTICS

DATE	TEAM	GP	GS	TACKLES							INTERCEPTIONS					FUMBLES				ST					MISC			
				TK	S	A	TFL	YDS	SK	YDS	QBH	NO	YDS	LG	TD	PD	FF	FR	TD	YDS	TK	S	A	FF	FR	S	A	
2020	Ravens	16	16	105	65	40	9	19	3.0	17.0	10	1	0	0	0	2	2	2	1	53	1	1	0	0	0	0	0	0
2021	Ravens	5	5	33	23	10	3	17	1.0	13.0	1	0	0	0	0	0	0	0	0	0	0	0	0	0	0	0	0	
NFL TOTALS		21	21	138	88	50	12	36	4.0	30.0	11	1	0	0	0	2	2	2	1	53	1	1	0	0	0	0	0	0

PATRICK QUEEN'S NFL POSTSEASON DEFENSIVE STATISTICS

DATE	TEAM	GP	GS	TACKLES							INTERCEPTIONS					FUMBLES				ST					MISC			
				TK	S	A	TFL	YDS	SK	YDS	QBH	NO	YDS	LG	TD	PD	FF	FR	TD	YDS	TK	S	A	FF	FR	S	A	
2020	Ravens	2	1	4	3	1	0	0	0.0	0.0	1	0	0	0	0	0	0	0	0	0	0	0	0	0	0	0	0	0
NFL TOTALS		2	1	4	3	1	0	0	0.0	0.0	1	0	0	0	0	0	0	0	0	0	0	0	0	0	0	0	0	0



6 PATRICK QUEEN

SINGLE-GAME HIGHS: DEFENSIVE

Total Tackles 12 at Washington Football Team, Oct 04, 2020
Sacks 1.0 at Las Vegas Raiders, Sep 13, 2021
 ...3 more at 1.0.
Passes Defensed 1 vs. Dallas Cowboys, Dec 08, 2020
 ...1 more at 1.
Forced Fumbles 1 vs. Cincinnati Bengals, Oct 11, 2020
 ...1 more at 1.

Fumble Recoveries 2 vs. Cincinnati Bengals, Oct 11, 2020
Tackles For Loss 3 vs. Jacksonville Jaguars, Dec 20, 2020
 ...1 more at 3.
Interceptions 1 vs. Dallas Cowboys, Dec 08, 2020
Special Teams Tackles 1 at Pittsburgh Steelers, Dec 02, 2020

2021 GAME-BY-GAME REGULAR-SEASON STATISTICS (RAVENS)

DATE	OPPONENT	P/S	TACKLES							INTERCEPTIONS					FUMBLES				ST			MISC		W/L	SCORE				
			TK	S	A	SK	YDS	TFL	YDS	QBH	NO	YDS	LG	TD	PD	FF	FR	TD	YDS	TK	S	A	FF			FR	S	A	
09/13	at Raiders	S	9	6	3	1.0	13.0	1	13	1	0	0	0	0	0	0	0	0	0	0	0	0	0	0	0	0	0	L	27-33+
09/19	Chiefs	S	8	7	1	0.0	0.0	0	0	0	0	0	0	0	0	0	0	0	0	0	0	0	0	0	0	0	0	W	36-35
09/26	at Lions	S	7	4	3	0.0	0.0	0	0	0	0	0	0	0	0	0	0	0	0	0	0	0	0	0	0	0	0	W	19-17
10/03	at Broncos	S	3	2	1	0.0	0.0	1	3	0	0	0	0	0	0	0	0	0	0	0	0	0	0	0	0	0	0	W	23-7
10/11	Colts	S	6	4	2	0.0	0.0	1	1	0	0	0	0	0	0	0	0	0	0	0	0	0	0	0	0	0	0	W	31-25+
2021 TOTALS		5-5	33	23	10	1.0	13.0	3	17	1	0	0	0	0	0	0	0	0	0	0	0	0	0	0	0	0	4-1		

+ - Overtime



42

FULLBACK
DEFENSIVE LINEMAN
6-3 | 303



PATRICK RICARD

COLLEGE: MAINE

BORN: 5/27/94, SPENCER, MA

EXP. (NFL/RAVENS): 5/5

GP/GS (PLAYOFFS): 62/22 (3/2)



— KEY TRANSACTIONS —

- Signed a two-year contract extension (through 2021) with the Ravens on 12/3/19
- Signed with the Ravens as a rookie free agent on 5/5/17

— HONORS —

- Two-time Pro Bowler (2019-20)

— CAREER HIGHLIGHTS —

- Helped block for a Ravens rushing attack that topped 100 rushing yards in 43 consecutive games (2018-21), tying for the longest streak of its kind in NFL history (Pittsburgh – 1974-77)
- Has the ability to play on both sides of the ball as a fullback and defensive lineman...Has appeared in 1,123 offensive snaps and 216 defensive snaps throughout his career
- Earning his second-straight Pro Bowl selection in 2020, appeared in 15 games (10 starts) at FB, helping block for the NFL's No. 1 rushing attack (191.9 ypg), which produced the third-most yards (3,071) ever in a 16-game NFL season... Baltimore owned the seventh-best scoring offense (29.3 ppg) and fourth-best third-down offense (48.8%)...The Ravens also tallied a franchise-record 24 rushing TDs
- In 2019, established himself as a key contributor on offense and defense...Recorded 8 receptions for 47 yards and 1 TD and served as a dominant blocker, helping Baltimore post the NFL's No. 1 scoring offense (33.2 ppg)
- In 2019, the Ravens set new single-season franchise records for total TDs (64), points (531), rushing yards (3,296) and total net yards (6,521)...Also helped the Ravens set a new NFL single-season team record for rushing yards (3,296)
- Tallied 9 tackles, 1 sack, 1 PD and 1 FF, helping Baltimore's defense rank No. 3 in points (17.6) and No. 4 in yards (300.6) allowed per game in 2019

- Tallied his first-career sack in the victory at Cin. (11/10/19)
- Helped Baltimore set single-game franchise records in yards (643) and points (59) in the 59-10, season-opening victory at Mia. (9/8/19)
- Made his first-career start as a defensive lineman, posting 1 tackle for a defense that registered 10 TFL, 8 PD and 5 sacks at Cle. (10/7/18)
- Scored on a 3-yard TD pass from QB Joe Flacco, marking the first TD of Ricard's career and helping the Ravens produce a season high in points in the 44-20 victory vs. Det. (12/3/17)
- Made his first-career catch in a 40-0 win vs. Mia. (10/26/17)

— PERSONAL —

- Nicknamed "Project Pat" by his teammates because he plays both offense and defense...His nickname is also "Pancake Pat," as given by his teammates due to his dominant blocking
- During the 2018 season, started a social media food-review series, joining a different teammate each week for a meal at a Baltimore restaurant
- Was an economics major at Maine

— 2021 SEASON HIGHLIGHTS —

- Started at FB, helping block for a ground game that extended its 100-yard rushing streak to an NFL-record-tying 43 straight games, in the 23-7 win at Den. (10/3)...Also added a 4-yard reception
- Started at FB and helped block for a rushing attack that produced 251 yards in the 36-35 win vs KC (9/19)... Baltimore eclipsed 100 rushing yards for the 41st-straight game, as the offense converted 6-of-11 (54.5%) third downs and scored a TD on all four red zone opportunities
- Caught 2 passes for 15 yards at LV (9/13) and helped pave the way for Baltimore to gain 189 yards on the ground, extending its 100-yard rushing streak to 40 games

PATRICK RICARD'S NFL REGULAR SEASON RUSHING/RECEIVING STATISTICS

DATE	TEAM	GP	GS	RUSHING					RECEIVING				
				NO.	YDS.	AVG.	LG	TD	NO.	YDS.	AVG.	LG	TD
2017	Ravens	16	0	0	0	0.0	0	0	4	12	3.0	6t	2
2018	Ravens	10	2	0	0	0.0	0	0	0	0	0.0	0	0
2019	Ravens	16	7	0	0	0.0	0	0	8	47	5.9	10	1
2020	Ravens	15	10	1	-1	-1.0	-1	0	9	45	5.0	11	1
2021	Ravens	5	3	1	2	2.0	2	0	3	19	6.3	9	0
NFL TOTALS		62	22	2	1	0.5	2	0	24	123	5.1	11	4

42 PATRICK RICARD

PATRICK RICARD'S NFL POSTSEASON RUSHING/RECEIVING STATISTICS

DATE	TEAM	RUSHING								RECEIVING				
		GP	GS	NO.	YDS.	AVG.	LG	TD	NO.	YDS.	AVG.	LG	TD	
2018	Ravens	0	0	0	0	0.0	0	0	0	0	0	0.0	0	0
2019	Ravens	1	0	0	0	0.0	0	0	0	0	0	0.0	0	0
2020	Ravens	2	2	0	0	0.0	0	0	0	4	37	9.3	11	0
NFL TOTALS		3	2	0	0	0.0	0	0	0	4	37	9.3	11	0

PATRICK RICARD'S NFL REGULAR SEASON DEFENSIVE STATISTICS

DATE	TEAM	GP	GS	TACKLES							INTERCEPTIONS					FUMBLES				ST			MISC					
				TK	S	A	TFL	YDS	SK	YDS	QBH	NO	YDS	LG	TD	PD	FF	FR	TD	YDS	TK	S	A	FF	FR	S	A	
2017	Ravens	16	0	5	3	2	2	7	0.0	0.0	0	0	0	0	0	0	0	0	0	0	0	0	0	0	0	0	0	
2018	Ravens	10	2	4	2	2	1	3	0.0	0.0	1	0	0	0	0	0	0	0	0	0	0	0	0	0	0	1	0	
2019	Ravens	16	7	9	8	1	1	1	1.0	10.0	2	0	0	0	0	1	1	0	0	0	0	0	0	0	0	0	0	
2020	Ravens	15	10	0	0	0	0	0	0.0	0.0	0	0	0	0	0	0	0	0	0	0	0	0	0	0	0	1	0	
2021	Ravens	5	3	0	0	0	0	0	0.0	0.0	0	0	0	0	0	0	0	0	0	0	0	0	0	0	0	0	0	
NFL TOTALS		62	22	18	13	5	4	11	1.0	10.0	3	0	0	0	0	1	1	0	0	0	0	0	0	0	0	0	2	0

PATRICK RICARD'S NFL POSTSEASON DEFENSIVE STATISTICS

DATE	TEAM	GP	GS	TACKLES							INTERCEPTIONS					FUMBLES				ST			MISC				
				TK	S	A	TFL	YDS	SK	YDS	QBH	NO	YDS	LG	TD	PD	FF	FR	TD	YDS	TK	S	A	FF	FR	S	A
2018	Ravens	0	0	0	0	0	0	0	0.0	0.0	0	0	0	0	0	0	0	0	0	0	0	0	0	0	0	0	0
2019	Ravens	1	0	0	0	0	0	0	0.0	0.0	0	0	0	0	0	0	0	0	0	0	0	0	0	0	0	0	0
2020	Ravens	2	2	0	0	0	0	0	0.0	0.0	0	0	0	0	0	0	0	0	0	0	0	0	0	0	0	0	0
NFL TOTALS		3	2	0	0	0	0	0	0.0	0.0	0	0	0	0	0	0	0	0	0	0	0	0	0	0	0	0	0

SINGLE-GAME HIGHS: RUSHING/RECEIVING

Rush Attempts	1 vs. Kansas City Chiefs, Sep 19, 2021 ...1 more at 1.	Receiving Yards	27 vs. Houston Texans, Nov 17, 2019
Rushing Yards	2 vs. Kansas City Chiefs, Sep 19, 2021	Longest Receptions	11 vs. Jacksonville Jaguars, Dec 20, 2020
Longest Runs	2 vs. Kansas City Chiefs, Sep 19, 2021	Receiving TDs	1 at Houston Texans, Sep 20, 2020 ...3 more at 1.
Receptions	3 vs. Houston Texans, Nov 17, 2019	Receiving Average	9.0 vs. Houston Texans, Nov 17, 2019

SINGLE-GAME HIGHS: DEFENSIVE

Total Tackles	4 at Cincinnati Bengals, Nov 10, 2019 ...1 more at 4.	Forced Fumbles	1 at Cincinnati Bengals, Nov 10, 2019
Sacks	1.0 at Cincinnati Bengals, Nov 10, 2019	Tackles For Loss	1 vs. Cleveland Browns, Sep 29, 2019 ...3 more at 1.
Passes Defensed	1 vs. Cincinnati Bengals, Oct 13, 2019		

2021 GAME-BY-GAME REGULAR-SEASON STATISTICS (RAVENS)

DATE	OPPONENT	P/S	RUSHING						RECEIVING					W/L	SCORE
			NO.	YDS.	AVG.	LG	TD	NO.	YDS.	AVG.	LG	TD			
09/13	at Raiders	P	0	0	0.0	0	0	2	15	7.5	9	0	L	27-33+	
09/19	Chiefs	S	1	2	2.0	2	0	0	0	0.0	0	0	W	36-35	
09/26	at Lions	S	0	0	0.0	0	0	0	0	0.0	0	0	W	19-17	
10/03	at Broncos	S	0	0	0.0	0	0	1	4	4.0	4	0	W	23-7	
10/11	Colts	P	0	0	0.0	0	0	0	0	0.0	0	0	W	31-25+	
2021 TOTALS		5-3	1	2	2.0	2	0	3	19	6.3	9	0	4-1		

+ - Overtime





48 JORDAN RICHARDS

SAFETY

5-11 | 215

COLLEGE: STANFORD

BORN: 1/21/93, FOLSOM, CA

EXP. (NFL/RAVENS): 7/3

GP/GS (PLAYOFFS): 85/19 (7/0)



— KEY TRANSACTIONS —

- Activated from the practice squad (standard elevation) on 10/11/21 vs. Ind.
- Signed to Baltimore's practice squad on 9/28/21
- Released by Baltimore on 8/23/21
- Signed to the Ravens' practice squad 9/1/21
- Released by Baltimore on 8/23/21
- Re-signed (one-year deal) with the Ravens on 1/30/21
- Signed to Baltimore's 53-man roster from the practice squad on 9/28/20
- Activated from the practice squad (standard elevation) on 9/12/20 (vs. Cle.) and 9/19/20 (at Hou.)
- Signed to Baltimore's practice squad on 9/6/20 after the vested veteran's contract was terminated at the end of training camp on 9/5/20
- Re-signed by the Ravens to a one-year contract on 2/13/20
- Signed by the Ravens on 10/24/19
- Waived by New England on 10/23/19
- Signed by the Patriots on 10/2/19
- Waived by the Raiders on 8/30/19
- Signed by Oakland as an UFA (ATL) on 4/8/19
- Acquired by the Atlanta Falcons in a trade with New England on 8/31/18

- Originally selected by New England in the second round (64th overall) of the 2015 NFL Draft

— CAREER HIGHLIGHTS —

- In 2020, notched 3 special teams tackles in 16 games for a unit that allowed only 5.7 yards per punt return (fourth in the NFL) and 21.1 yards per kickoff return (10th)
- Scored his first-career TD after recovering a fumble in the end zone in the Week 17 28-10 victory vs. Pit. (12/29/19)... Was part of a Ravens' defense that scored 6 TDs in 2019, tying (TB) for No. 1 in the NFL
- In 2018, started a career-high 12 games at safety and posted a career-best 37 tackles and 3 PD in his lone season with the Atlanta Falcons
- Appeared in five postseason contests, totaling 5 tackles, including 4 tackles in Super Bowl LIII, for the Patriots

— PERSONAL —

- Richards and his wife, Mary, welcomed twin boys in December 2019
- Interested in working in the automotive industry someday
- Majored in public policy at Stanford

JORDAN RICHARDS' NFL REGULAR SEASON DEFENSIVE STATISTICS

DATE	TEAM	GP	GS	TACKLES							INTERCEPTIONS					FUMBLES				ST				MISC			
				TK	S	A	TFL	YDS	SK	YDS	QBH	NO	YDS	LG	TD	PD	FF	FR	TD	YDS	TK	S	A	FF	FR	S	A
2015	Patriots	14	2	18	14	4	0	0	0.0	0.0	0	0	0	0	0	2	1	0	0	0	2	2	0	0	0	0	0
2016	Patriots	11	0	0	0	0	0	0	0.0	0.0	0	0	0	0	0	0	0	0	0	0	3	1	2	0	1	0	0
2017	Patriots	16	5	22	20	2	0	0	0.0	0.0	0	0	0	0	1	1	0	0	0	5	4	1	0	0	0	0	
2018	Falcons	15	12	37	26	11	0	0	0.0	0.0	0	0	0	0	3	0	0	0	0	2	1	1	0	0	0	0	
2019	Raiders	0	0	0	0	0	0	0	0.0	0.0	0	0	0	0	0	0	0	0	0	0	0	0	0	0	0	0	
				Went from Oakland to New England.																							
2019	Patriots	3	0	0	0	0	0	0	0.0	0.0	0	0	0	0	0	0	0	0	0	2	2	0	0	0	0	0	
				Went from New England to Baltimore.																							
2019	Ravens	9	0	0	0	0	0	0	0.0	0.0	0	0	0	0	0	0	1	1	0	5	4	1	0	0	0	0	
2019	TOTAL	12	0	0	0	0	0	0	0.0	0.0	0	0	0	0	0	0	1	1	0	7	6	1	0	0	0	0	
2020	Ravens	16	0	0	0	0	0	0	0.0	0.0	0	0	0	0	0	0	0	0	0	4	3	1	0	0	0	0	
2021	Ravens	1	0	0	0	0	0	0	0.0	0.0	0	0	0	0	0	0	0	0	0	0	0	0	0	0	0	0	
NFL TOTALS		85	19	77	60	17	0	0	0.0	0.0	0	0	0	0	6	2	1	1	0	23	17	6	0	1	0	0	

JORDAN RICHARDS' NFL POSTSEASON DEFENSIVE STATISTICS

DATE	TEAM	GP	GS	TACKLES							INTERCEPTIONS					FUMBLES				ST				MISC		
				TK	S	A	TFL	YDS	SK	YDS	QBH	NO	YDS	LG	TD	PD	FF	FR	TD	YDS	TK	S	A	FF	FR	S
2015	Patriots	2	0	0	0	0	0	0	0	0.0	0.0	0	0	0	0	0	0	0	0	0	0	0	0	0	0	0
2016	Patriots	0	0	0	0	0	0	0	0	0.0	0.0	0	0	0	0	0	0	0	0	0	0	0	0	0	0	0
2017	Patriots	3	0	5	3	2	0	0	0.0	0.0	0	0	0	0	0	0	0	0	0	1	0	1	0	0	0	0
2019	Ravens	0	0	0	0	0	0	0	0.0	0.0	0	0	0	0	0	0	0	0	0	0	0	0	0	0	0	0
2020	Ravens	2	0	0	0	0	0	0	0.0	0.0	0	0	0	0	0	0	0	0	0	1	1	0	0	0	0	0
NFL TOTALS		7	0	5	3	2	0	0	0.0	0.0	0	0	0	0	0	0	0	0	0	2	1	1	0	0	0	0

48 JORDAN RICHARDS

SINGLE-GAME HIGHS: DEFENSIVE

Total Tackles	7 at Pittsburgh Steelers, Oct 07, 2018 ...1 more at 7.	Fumble Recoveries	1 vs. Pittsburgh Steelers, Dec 29, 2019
Passes Defensed	2 at New Orleans Saints, Nov 22, 2018	Special Teams Tackles	2 at Buffalo Bills, Dec 08, 2019 ...2 more at 2.
Forced Fumbles	1 vs. Kansas City Chiefs, Sep 07, 2017 ...1 more at 1.	Special Teams Fumble Recoveries	1 vs. Houston Texans, Sep 22, 2016

2021 GAME-BY-GAME REGULAR-SEASON STATISTICS (RAVENS)

DATE	OPPONENT	P/S	TACKLES							INTERCEPTIONS					FUMBLES				ST			MISC		W/L	SCORE			
			TK	S	A	SK	YDS	TFL	YDS	QBH	NO	YDS	LG	TD	PD	FF	FR	TD	YDS	TK	S	A	FF			FR	S	A
09/13	at Raiders																										L	27-33+
09/19	Chiefs																										W	36-35
09/26	at Lions																										W	19-17
10/03	at Broncos																										W	23-7
10/11	Colts	P	0	0	0	0.0	0.0	0	0	0	0	0	0	0	0	0	0	0	0	0	0	0	0	0	0	0	W	31-25+
2021 TOTALS		1-0	0	0	0	0.0	0.0	0	0	0	0	0	0	0	0	0	0	0	0	0	0	0	0	0	0	4-1		

+ - Overtime





38 KEVON SEYMOUR

DEFENSIVE BACK
6-0 | 185

COLLEGE: USC
BORN: 11/30/93, PASADENA, CA
EXP. (NFL/RAVENS): 5/1 GP/GS (PLAYOFFS): 36/5



— KEY TRANSACTIONS —

- Activated from the practice squad (standard elevation) on 10/3/21 at Den.
- Activated from the practice squad (COVID-19 replacement) on 9/26/21 at Det.
- Activated from the practice squad (standard elevation) on 9/19/21 vs. KC
- Signed to the Ravens' practice squad on 9/15/21
- Released by Philadelphia on 8/31/21
- Signed by Philadelphia to a Reserve/Futures contract on 1/8/21
- Placed on Injured Reserve on 12/26/20
- Signed from the Eagles' practice squad to the active roster on 12/12/20
- Signed to Philadelphia's practice squad on 12/2/20
- Released by Carolina on 9/1/19
- Placed on Injured Reserve (shoulder) on 9/1/18
- Acquired by Carolina from the Bills on 9/3/17 in exchange for WR Kaelin Clay and a seventh-round draft choice
- Kevon Seymour was originally selected by the Bills in the sixth round (218th overall) of the 2016 NFL Draft

— CAREER HIGHLIGHTS —

- In 2020, produced 8 tackles (6 solo), while adding 1 ST tackle, in two contests with Philadelphia
- Saw action in 16 games (two starts) with Carolina in 2017, registering 22 tackles (18 solo), 1 QBH, and 4 PD, while adding 2 ST tackles
- Tallied 22 tackles (20 solo) and 3 PD, while adding a career-high 8 ST tackles, in 15 games (three starts) as a rookie with the Bills in 2016

— PERSONAL —

- While rehabbing injuries in 2019, worked at Wheel & Tire Exchange, an auto customizing shop in Charlotte, NC, where he served as a salesman to provide for his family
- Is married with three children, Karsyn, Kendall and Kruz
- Has a twin brother, Keon
- **Last name is pronounced: KEE-von**

— 2021 SEASON HIGHLIGHTS —

- Saw action on 9 defensive snaps and notched 2 tackles in his first game as a Raven in the 23-7 win vs. Den. (10/3)

KEVON SEYMOUR'S NFL REGULAR SEASON DEFENSIVE STATISTICS

DATE	TEAM	GP	GS	TACKLES							INTERCEPTIONS					FUMBLES				ST				MISC			
				TK	S	A	TFL	YDS	SK	YDS	QBH	NO	YDS	LG	TD	PD	FF	FR	TD	YDS	TK	S	A	FF	FR	S	A
2016	Bills	15	3	14	12	2	0	0	0.0	0.0	0	0	0	0	0	3	0	0	0	0	8	8	0	0	0	0	0
2017	Panthers	16	2	19	16	3	0	0	0.0	0.0	1	0	0	0	0	4	0	0	0	0	3	2	1	0	0	0	0
2018	Panthers	0	0	0	0	0	0	0	0.0	0.0	0	0	0	0	0	0	0	0	0	0	0	0	0	0	0	0	0
2020	Panthers	0	0	0	0	0	0	0	0.0	0.0	0	0	0	0	0	0	0	0	0	0	0	0	0	0	0	0	0
				Went from Carolina to Philadelphia.																							
2020	Eagles	2	0	7	5	2	0	0	0.0	0.0	0	0	0	0	0	0	0	0	0	0	1	1	0	0	0	0	0
2020	TOTAL	2	0	7	5	2	0	0	0.0	0.0	0	0	0	0	0	0	0	0	0	0	1	1	0	0	0	0	0
2021	Ravens	3	0	2	1	1	0	0	0.0	0.0	0	0	0	0	0	0	0	0	0	0	0	0	0	0	0	0	0
NFL TOTALS		36	5	42	34	8	0	0	0.0	0.0	1	0	0	0	0	7	0	0	0	0	12	11	1	0	0	0	0

KEVON SEYMOUR'S NFL POSTSEASON DEFENSIVE STATISTICS

DATE	TEAM	GP	GS	TACKLES							INTERCEPTIONS					FUMBLES				ST				MISC			
				TK	S	A	TFL	YDS	SK	YDS	QBH	NO	YDS	LG	TD	PD	FF	FR	TD	YDS	TK	S	A	FF	FR	S	A
2017	Panthers	0	0	0	0	0	0	0	0.0	0.0	0	0	0	0	0	0	0	0	0	0	0	0	0	0	0	0	0
NFL TOTALS		0	0	0	0	0	0	0	0.0	0.0	0	0	0	0	0	0	0	0	0	0	0	0	0	0	0	0	0

SINGLE-GAME HIGHS: DEFENSIVE

Total Tackles 5 vs. New Orleans Saints, Dec 13, 2020
Passes Defended 1 vs. Green Bay Packers, Dec 17, 2017
...6 more at 1.

Special Teams Tackles 3 vs. New England Patriots, Oct 30, 2016

38 KEVON SEYMOUR

2021 GAME-BY-GAME REGULAR-SEASON STATISTICS (RAVENS)

DATE	OPPONENT	P/S	TACKLES							INTERCEPTIONS					FUMBLES				ST			MISC		W/L	SCORE			
			TK	S	A	SK	YDS	TFL	YDS	QBH	NO	YDS	LG	TD	PD	FF	FR	TD	YDS	TK	S	A	FF			FR	S	A
09/13	at Raiders		NOT ON ANY TEAM																							L	27-33+	
09/19	Chiefs	P	0	0	0	0.0	0.0	0	0	0	0	0	0	0	0	0	0	0	0	0	0	0	0	0	0	0	W	36-35
09/26	at Lions	P	0	0	0	0.0	0.0	0	0	0	0	0	0	0	0	0	0	0	0	0	0	0	0	0	0	W	19-17	
10/03	at Broncos		PRACTICE SQUAD																							W	23-7	
10/11	Colts		PRACTICE SQUAD																							W	31-25+	
2021 TOTALS		2-0	0	0	0	0.0	0.0	0	0	0	0	0	0	0	0	0	0	0	0	0	0	0	0	0	0	0	4-1	

+ - Overtime



62 DAVID SHARPE

TACKLE
6-6 | 330

COLLEGE: FLORIDA

BORN: 10/21/95, JACKSONVILLE, FL

EXP. (NFL/RAVENS): 5/1

GP/GS (PLAYOFFS): 34/6



— KEY TRANSACTIONS —

- Signed to the Ravens' practice squad on 9/21/21
- Released by Washington on 8/31/21
- Re-signed (one-year deal) with Washington
- Acquired by Washington from Las Vegas on 9/1/20, along with a 2021 seventh-round draft choice, in exchange for a 2021 sixth-round draft choice
- Re-signed (one-year deal) with Las Vegas on 3/17/20
- Signed with the Raiders on 11/2/18
- Released by Houston on 10/31/18
- Signed to the Texans' active roster 9/25/18
- Signed to Houston's practice squad on 9/12/18

- Released by Oakland on 9/2/18
- David Sharpe was originally selected by the Raiders in the fourth round (129th overall) of the 2017 NFL Draft

— CAREER HIGHLIGHTS —

- Has appeared in 34 career games (six starts) over his five-year career...Has had two stints with the Raiders

— PERSONAL —

- Protected QB Luke Del Rio while at Florida, before being drafted by Luke's father and then-head coach of the Raiders, Jack Del Rio
- Participated in the Raiders' annual Thanksgiving holiday event in 2017, in which Oakland's offensive line provided local families in need with food for the holiday

DAVID SHARPE'S NFL REGULAR SEASON STATISTICS

DATE	TEAM	GP	GS
2017	Raiders	5	2
2018	Raiders	8	0
Went from Oakland to Houston .			
2018	Texans	2	0
2018	TOTAL	10	0
2019	Raiders	9	2
2020	Washington	10	2
2021	Ravens	0	0
NFL TOTALS		34	6

DAVID SHARPE'S NFL POSTSEASON STATISTICS

DATE	TEAM	GP	GS
2020	Washington	0	0
NFL TOTALS		0	0

2021 GAME-BY-GAME REGULAR-SEASON STATISTICS (RAVENS)

DATE	OPPONENT	P/S	W/L	SCORE
09/13	at Raiders		L	27-33+
09/19	Chiefs		W	36-35
09/26	at Lions		W	19-17
10/03	at Broncos		W	23-7
10/11	Colts		W	31-25+
2021 TOTALS		0-0	4-1	

+ - Overtime



76

ANDRE SMITH

TACKLE

6-4 | 330

COLLEGE: ALABAMA

BORN: 1/25/87, BIRMINGHAM, AL

EXP. (NFL/RAVENS): 13/2

GP/GS (PLAYOFFS): 120/98 (5/4)



— KEY TRANSACTIONS —

- Activated from the practice squad (COVID-19 replacement) on 9/26/21 at Det., 10/3/21 at Den. and 10/11/21 vs. Ind.
- Activated from the practice squad (standard elevation) on 9/19/21 vs. KC
- Signed to Baltimore's practice squad on 9/15/21
- Released by the Ravens on 9/10/21
- Signed to the Ravens' practice squad 9/1/21
- Released by Baltimore on 8/23/21
- Placed on the Reserve/Voluntary Opt-Out (COVID-19) list on 7/28/20
- Re-signed with Baltimore to a one-year contract on 2/6/20
- Signed to the Ravens' 53-man roster on 1/8/20
- Released by the Bengals on 11/30/19
- Re-signed with Cincinnati to a one-year contract on 7/25/19
- Signed to the Bengals' 53-man roster on 11/29/18
- Released by the Cardinals on 11/26/18
- Signed with the Cardinals on 3/16/18
- Placed on Injured Reserve (knee) on 12/20/17
- Signed with the Bengals on 3/16/17
- Placed on Injured Reserve (triceps) on 11/11/16
- Signed with the Vikings on 3/17/16
- Placed on Injured Reserve (triceps) on 11/25/14
- Originally selected by the Cincinnati Bengals in the first round (sixth overall) of the 2009 NFL Draft

— HONORS —

- *Pro Football Focus* first-team All-Pro (2012)

— CAREER HIGHLIGHTS —

- Has appeared in 120 games (98 starts) throughout his 13-year career (10 with Cincinnati)
- Started five of the first six games of the 2019 season for the Bengals before joining the Ravens' offensive line prior to the playoffs
- Protected then-rookie QB Josh Rosen for eight games in Arizona, who registered 2,278 passing yards and 11 TD passes in 2018
- Played his first seven seasons (2009-15) with the Bengals...Appeared in 69 games (68 starts) at RT for Cincinnati from 2011-15 and made the playoffs five straight seasons...During that span, helped the Bengals log four Top 10 NFL rankings in fewest sacks allowed, two Top 10 finishes in rushing yards and two Top 10 finishes in scoring
- Started all 16 games at RT for the Bengals in 2012 and was named to *Pro Football Focus*' All-Pro Team after helping QB Andy Dalton produce 3,578 passing yards on the season

— PERSONAL —

- His younger brother, Christian Smith, formerly played wide receiver and cornerback at Hampton University...Cousin, Desmond Jennings, is a professional baseball outfielder who enjoyed a seven-year career (2010-16) with the Tampa Bay Rays

— 2021 SEASON HIGHLIGHTS —

- Saw action at LT in relief of T Alejandro Villanueva, who left the game with a knee injury, in the 23-7 win at Den. (10/3)...Helped block for a ground game that extended its 100-yard rushing streak to an NFL-record-tying 43 straight games
- Protected on 6 special teams snaps, including K Justin Tucker's game-winning and NFL-record 66-yard FG, in the 19-17 win at Det. (9/26)

76 ANDRE SMITH

ANDRE SMITH'S NFL REGULAR SEASON STATISTICS

DATE	TEAM	GP	GS
2009	Bengals	6	1
2010	Bengals	7	4
2011	Bengals	14	14
2012	Bengals	16	16
2013	Bengals	16	15
2014	Bengals	9	9
2015	Bengals	14	14
2016	Vikings	4	4
2017	Bengals	13	8
2018	Cardinals	8	8
Went from Arizona to Cincinnati .			
2018	Bengals	3	0
2018	TOTAL	11	8
2019	Bengals	6	5
2020	Ravens	0	0
2021	Ravens	4	0
NFL TOTALS		120	98

ANDRE SMITH'S NFL POSTSEASON STATISTICS

DATE	TEAM	GP	GS
2009	Bengals	1	0
2011	Bengals	1	1
2012	Bengals	1	1
2013	Bengals	1	1
2015	Bengals	1	1
2019	Ravens	0	0
NFL TOTALS		5	4

2021 GAME-BY-GAME REGULAR-SEASON STATISTICS [RAVENS]

DATE	OPPONENT	P/S	W/L	SCORE
09/13	at Raiders		L	27-33+
09/19	Chiefs	P	W	36-35
09/26	at Lions	P	W	19-17
10/03	at Broncos	P	W	23-7
10/11	Colts	P	W	31-25+
2021 TOTALS		4-0	4-1	

+ - Overtime



94 CHRIS SMITH

COLLEGE: ARKANSAS

OUTSIDE LINEBACKER BORN: 2/11/92, MOUNT ULLA, NC

6-1 | 266

EXP. (NFL/RAVENS): 8/1

GP/GS (PLAYOFFS): 68/2



— KEY TRANSACTIONS —

- Signed to Baltimore's practice squad on 9/1/21
- Released by the Ravens on 8/31/21
- Signed by the Ravens on 7/27/21
- Signed to Las Vegas' active roster on 12/12/20
- Activated from the practice squad (standard elevation) on 10/10/20, 10/31/20, 11/7/20, 11/21/20 and 11/28/20
- Signed to the Raiders' practice squad on 9/6/20
- Released by Las Vegas on 9/5/20
- Signed with the Raiders on 8/24/20
- Released by Carolina on 7/30/20
- Signed by the Panthers on 3/5/20
- Released by Cleveland on 12/3/19
- Signed by the Browns on 3/18/18
- Traded by the Jaguars to the Bengals on 4/11/17
- Signed to Jacksonville's active roster on 10/20/14
- Signed to the Jaguars' practice squad on 9/16/14
- Waived by the Jaguars on 9/13/14
- Originally selected by the Jacksonville Jaguars in the fifth round (159th overall) of the 2014 NFL Draft

— CAREER HIGHLIGHTS —

- Appeared in 68 games (two starts), recording 72 tackles (50 solo), 9.5 sacks, 6 PD and 3 FFs throughout his seven-year career with Jacksonville (2014-16), Cincinnati (2017), Cleveland (2018-19) and Las Vegas (2020)

- Began the 2020 season on the Raiders' practice squad and was activated five times before signing to the active roster on 12/12/20...Saw action in eight games, posting 5 tackles (4 solo) and 1 sack
- Saw action in 25 games (two starts), posting 22 tackles (14 solo), 1 sack, 3 PD and 1 FF over two seasons in Cleveland (2018-19)...During that span, the Browns forced 51 turnovers (tied for the sixth most) and held QBs to a 85.9 passer rating, which was the sixth-lowest mark in the NFL
- In his lone season with the Bengals (2017), appeared in all 16 games for the first time in his career and recorded a career-high 26 tackles (17 solo) and 9 QBHs, while his 3 sacks matched his career high set in 2014...Also tallied 2 PD and 1 FF...Cincinnati finished with the eighth-best pass defense (211.2 ypg) and permitted the eighth-fewest (tied) passing TDs (20) in the NFL
- As a three-year member of the Jaguars (2014-16), saw action in 19 games, totaling 19 tackles (15 solo), 4.5 sacks, 1 PD and 1 FF...During his tenure in Jacksonville, the defense limited rushers to 3.86 yards per attempt, ranking No. 5 in the NFL over that span

— PERSONAL —

- Has a son, Jayceon, and two daughters, Alaina and Haven
- Is a spokesman for Emergency Safety Solutions, a tech company that seeks to equip cars with "emergency mode" hazard lights that flash 2.5 times faster than the standard

CHRIS SMITH'S NFL REGULAR SEASON DEFENSIVE STATISTICS

DATE	TEAM	GP	GS	TACKLES							INTERCEPTIONS					FUMBLES				ST					MISC						
				TK	S	A	TFL	YDS	SK	YDS	QBH	NO	YDS	LG	TD	PD	FF	FR	TD	YDS	TK	S	A	FF	FR	S	A				
2014	Jaguars	7	0	5	3	2	1	5	3.0	24.0	4	0	0	0	0	0	1	0	0	0	0	0	0	0	0	0	0	0	0	0	0
2015	Jaguars	6	0	10	8	2	1	6	0.5	2.5	2	0	0	0	0	1	0	0	0	0	0	0	0	0	0	0	0	0	0	0	
2016	Jaguars	6	0	4	4	0	1	4	1.0	4.0	1	0	0	0	0	0	0	0	0	0	0	0	0	0	0	0	0	0	0	0	
2017	Bengals	16	0	26	17	9	4	28	3.0	36.0	9	0	0	0	0	2	1	0	0	0	0	0	0	0	0	0	0	0	0	0	
2018	Browns	16	2	21	14	7	4	5	1.0	13.0	2	0	0	0	0	2	1	0	0	0	0	0	0	0	0	0	0	0	0	0	
2019	Browns	9	0	1	0	1	0	0	0.0	0.0	1	0	0	0	0	1	0	0	0	0	0	0	0	0	0	0	0	0	0	0	
2020	Raiders	8	0	5	4	1	0	0	1.0	0.0	4	0	0	0	0	0	0	0	0	0	0	0	0	0	0	0	0	0	0	0	
2021	Ravens	0	0	0	0	0	0	0	0.0	0.0	0	0	0	0	0	0	0	0	0	0	0	0	0	0	0	0	0	0	0	0	
NFL TOTALS		68	2	72	50	22	11	48	9.5	79.5	23	0	0	0	0	6	3	0	0	0	0	0	0	0	0	0	0	0	0	0	

SINGLE-GAME HIGHS: DEFENSIVE

Total Tackles

6 vs. Houston Texans, Sep 14, 2017

Sacks

1.0 at Kansas City Chiefs, Oct 11, 2020
...6 more at 1.0.

Passes Defensed

1 at New York Jets, Sep 16, 2019
...5 more at 1.

Forced Fumbles

1 vs. Atlanta Falcons, Nov 11, 2018
...2 more at 1.

Tackles For Loss

3 vs. New York Jets, Sep 20, 2018

94 CHRIS SMITH

2021 GAME-BY-GAME REGULAR-SEASON STATISTICS (RAVENS)

DATE	OPPONENT	P/S	TACKLES							INTERCEPTIONS					FUMBLES				ST			MISC		W/L	SCORE			
			TK	S	A	SK	YDS	TFL	YDS	QBH	NO	YDS	LG	TD	PD	FF	FR	TD	YDS	TK	S	A	FF			FR	S	A
09/13	at Raiders																									L	27-33+	
09/19	Chiefs																									W	36-35	
09/26	at Lions																									W	19-17	
10/03	at Broncos																									W	23-7	
10/11	Colts																									W	31-25+	
2021 TOTALS			0	0	0	0.0	0.0	0	0	0	0	0	0	0	0	0	0	0	0	0	0	0	0	0	0	0	4-1	

+ - Overtime



22

JIMMY SMITH

CORNERBACK
6-2 | 210

COLLEGE: COLORADO
BORN: 7/26/88, COLTON, CA
EXP. (NFL/RAVENS): 11/11

GP/GS (PLAYOFFS): 121/88 (10/3)



— KEY TRANSACTIONS —

- Signed a renegotiated contract with Baltimore, extending him through the 2021 season, on 1/1/21
- Re-signed (one-year deal) with the Ravens on 3/24/20
- Placed on Injured Reserve (Achilles) on 12/5/17
- Placed on Injured Reserve (ankle) on 12/30/16
- Re-signed (four-year extension) with the Ravens on 4/21/15
- Placed on Injured Reserve (foot) on 11/8/14
- Originally selected by the Ravens in the first round (27th overall) of the 2011 NFL Draft

— CAREER HIGHLIGHTS —

- Has produced 354 tackles (306 solo), 14 INTs (2 returned for TDs), 2 FRs (one returned for a 47-yard TD) and 74 PD in his career
- In 2020, played in 11 games (five starts), registering 27 tackles (23 solo), 1 sack, 2 TFL, 1 QBH and 1 PD for the NFL's second-best scoring defense (18.9 ppg) and second-best third down defense (34.0%)
- In 2019, played nine games and recorded 30 tackles, 1 sack, 1 INT and 6 PD, helping Baltimore's defense rank No. 3 in points (17.6) and No. 4 in yards (300.6) allowed per game
- Registered a career-high 2 INTs, totaling a game-high 3 PDs, in the 26-24 win that clinched Baltimore's AFC North title vs. Cle. (12/30/18)...The last Raven to have 2 INTs in a game was CB Corey Graham (2013 vs. NYJ)
- Led the team with a career-high 10 solo tackles (11 total) at KC (12/9/18)
- In 2017, recorded 3 INTs, 28 tackles, 9 PD and 1 FR in 12 games prior to suffering a torn Achilles on 12/3 vs. Det. ...Also scored a FR-TD (47 yards) and INT-TD (50 yards)

- Returned an INT 50 yards for a TD and posted 3 PD in a 40-0 win vs. Mia. (10/26/17)
- Scored his second-career TD on a 47-yard fumble return at Oak. (10/8/17)
- In 2015, posted a career-high (tied, 2017) 3 INTs (one returned for a TD), his first-career sack, 10 PD and 54 tackles
- Returned a QB Peyton Manning INT 24 yards for his first-career TD at Den. (9/13/15)
- In 2013, started all 16 games for the first time in his career and set career highs in tackles (58), solo tackles (49), PD (16) and FFs (2), while posting 2 INTs
- Had 3 tackles and 2 PD in the 2012 playoffs, including a clutch PD in Super Bowl XLVII's final goal-line stand

— PERSONAL —

- Has four brothers who played college football: Ryan Smalls (Millikin), Terrance Smalls (Illinois), Paul Smalls (New Mexico) and Anthony Smalls (Idaho State)
- Played HS football with former Ravens CB Shareece Wright (currently a free agent), and the two remain best friends
- CB Nat Berhe (FA), RB Tyler Ervin (GB) and S Daniel Sorensen (KC) are all other NFL players Smith knows from Colton HS
- Would have liked to match up against former NFL wide receivers Michael Irvin and Randy Moss
- Graduated with a bachelor's degree in sociology in 2010

— 2021 SEASON HIGHLIGHTS —

- Registered 1 tackle and 1 PD in the 31-25 win vs. Ind. (10/11), as Baltimore limited Indianapolis to 1-of-4 (25%) in the red zone...Tallied 1 PD for the third-consecutive game, seeing time at CB and safety
- Posted 1 tackle and 1 PD in his first game back from an ankle injury in the 19-17 win at Det. (9/26)

JIMMY SMITH'S NFL REGULAR SEASON DEFENSIVE STATISTICS

DATE	TEAM	GP	GS	TACKLES							INTERCEPTIONS					FUMBLES				ST					MISC		
				TK	S	A	TFL	YDS	SK	YDS	QBH	NO	YDS	LG	TD	PD	FF	FR	TD	YDS	TK	S	A	FF	FR	S	A
2011	Ravens	12	3	18	18	0	0	0	0.0	0.0	0	2	48	32	0	8	0	0	0	0	2	2	0	0	0	0	0
2012	Ravens	11	2	31	27	4	1	0	0.0	0.0	0	0	0	0	0	3	0	0	0	0	3	3	0	0	0	0	
2013	Ravens	16	16	58	49	9	1	1	0.0	0.0	0	2	0	0	0	15	2	0	0	0	0	0	0	0	0	0	
2014	Ravens	8	8	28	22	6	0	0	0.0	0.0	0	1	31	31	0	6	0	0	0	0	0	0	0	0	0	0	
2015	Ravens	16	16	54	48	6	0	0	1.0	0.0	1	3	24	24t	1	10	0	0	0	0	0	0	0	0	0	0	
2016	Ravens	11	11	32	29	3	0	0	0.0	0.0	0	0	0	0	0	4	0	0	0	0	0	0	0	0	0	0	
2017	Ravens	12	12	28	26	2	1	1	0.0	0.0	0	3	58	50t	1	9	0	1	1	47	0	0	0	0	0	0	
2018	Ravens	12	10	45	34	11	1	1	0.0	0.0	0	2	4	4	0	9	0	0	0	0	0	0	0	0	0	0	
2019	Ravens	9	5	30	28	2	1	8	1.0	8.0	1	1	7	7	0	6	0	0	0	0	0	0	0	0	0	0	
2020	Ravens	11	5	27	23	4	2	1	1.0	1.0	1	0	0	0	0	1	0	1	0	0	0	0	0	0	0	0	
2021	Ravens	3	0	3	3	0	0	0	0.0	0.0	0	0	0	0	0	3	0	0	0	0	0	0	0	0	0	0	
NFL TOTALS		121	88	354	307	47	7	12	3.0	9.0	3	14	172	50T	2	74	2	2	1	47	5	5	0	0	0	0	

22 JIMMY SMITH

JIMMY SMITH'S NFL POSTSEASON DEFENSIVE STATISTICS

DATE	TEAM	GP	GS	TACKLES								INTERCEPTIONS					FUMBLES				ST				MISC		
				TK	S	A	TFL	YDS	SK	YDS	QBH	NO	YDS	LG	TD	PD	FF	FR	TD	YDS	TK	S	A	FF	FR	S	A
2011	Ravens	2	1	3	1	2	0	0	0.0	0.0	0	1	39	39	0	1	0	0	0	4	0	0	0	0	1	0	0
2012	Ravens	4	0	3	3	0	0	0	0.0	0.0	0	0	0	0	0	2	0	0	0	0	1	1	0	0	0	0	
2018	Ravens	1	1	7	7	0	0	0	0.0	0.0	0	0	0	0	1	0	0	0	0	0	0	0	0	0	0	0	
2019	Ravens	1	0	0	0	0	0	0	0.0	0.0	0	0	0	0	1	0	0	0	0	0	0	0	0	0	0	0	
2020	Ravens	2	1	5	3	2	0	0	0.0	0.0	0	0	0	0	0	0	0	0	0	0	0	0	0	0	0	0	
NFL TOTALS		10	3	18	14	4	0	0	0.0	0.0	0	1	39	39	0	5	0	0	0	4	1	1	0	0	1	0	

SINGLE-GAME HIGHS: DEFENSIVE

Total Tackles	11 at Kansas City Chiefs, Dec 09, 2018	Interceptions	2 vs. Cleveland Browns, Dec 30, 2018
Sacks	1.0 vs. Cincinnati Bengals, Oct 11, 2020 ...2 more at 1.0.	Interception Return Yards	50 vs. Miami Dolphins, Oct 26, 2017
Passes Defensed	3 vs. Cleveland Browns, Dec 30, 2018 ...3 more at 3.	Special Teams Tackles	2 at Cincinnati Bengals, Dec 30, 2012
Forced Fumbles	1 vs. Minnesota Vikings, Dec 08, 2013 ...1 more at 1.	Longest Opponent's Fumble Return	47 at Oakland Raiders, Oct 08, 2017
Fumble Recoveries	1 at Philadelphia Eagles, Oct 18, 2020 ...1 more at 1.	Longest Own Fumble Return	4 at Philadelphia Eagles, Oct 18, 2020
Tackles For Loss	1 at Indianapolis Colts, Nov 08, 2020 ...6 more at 1.		

2021 GAME-BY-GAME REGULAR-SEASON STATISTICS (RAVENS)

DATE	OPPONENT	P/S	TACKLES								INTERCEPTIONS					FUMBLES				ST				MISC		W/L	SCORE	
			TK	S	A	SK	YDS	TFL	YDS	QBH	NO	YDS	LG	TD	PD	FF	FR	TD	YDS	TK	S	A	FF	FR	S			A
09/13	at Raiders																										L	27-33+
09/19	Chiefs																										W	36-35
09/26	at Lions	P	1	1	0	0.0	0.0	0	0	0	0	0	0	0	1	0	0	0	0	0	0	0	0	0	0	0	W	19-17
10/03	at Broncos	P	1	1	0	0.0	0.0	0	0	0	0	0	0	0	1	0	0	0	0	0	0	0	0	0	0	0	W	23-7
10/11	Colts	P	1	1	0	0.0	0.0	0	0	0	0	0	0	0	1	0	0	0	0	0	0	0	0	0	0	0	W	31-25+
2021 TOTALS		3-0	3	3	0	0.0	0.0	0	0	0	0	0	0	0	3	0	0	0	0	0	0	0	0	0	0	0	4-1	

+ - Overtime



79



RONNIE STANLEY

TACKLE

6-6 | 315

COLLEGE: NOTRE DAME

BORN: 3/18/94, LAS VEGAS, NV

EXP. (NFL/RAVENS): 6/6

GP/GS (PLAYOFFS): 63/63 (2/2)



— KEY TRANSACTIONS —

- Placed on Injured Reserve (ankle) on 11/3/20
- Signed a five-year contract extension (through 2026) with the Ravens on 10/30/20
- Was selected by the Ravens in the first round (sixth overall) of the 2016 NFL Draft

— HONORS —

- *Associated Press* first-team All-Pro (2019)
- Pro Bowl (2019)
- PFWA All-NFL and All-AFC (2019)

— CAREER HIGHLIGHTS —

- Helped block for a Ravens rushing attack that topped 100 rushing yards in 43 consecutive games (2018-21), tying for the longest streak of its kind in NFL history (Pittsburgh – 1974-77)
- In 2020, started in six games, before being placed on Injured Reserve (ankle) on 11/3/20... Helped block for the NFL's No. 1 rushing attack (191.9 ypg), which produced the third-most yards (3,071) ever in a 16-game NFL season... Baltimore owned the seventh-best scoring offense (29.3 ppg) and fourth-best third-down offense (48.8%)... The Ravens also tallied a franchise-record 24 rushing TDs
- In 2019, helped Baltimore set an NFL record for single-season rushing yards (3,296) and produce the NFL's No. 1 scoring offense (33.2 ppg)
- In 2019, assisted the Ravens in becoming the first team ever to average at least 200 rushing (206.0) and 200 net passing (201.6) yards per game in a season
- Blocked for NFL MVP QB Lamar Jackson, who produced one of the greatest seasons ever by a QB in 2019... Jackson threw an NFL-high 36 TDs (franchise record) and posted 1,206 rushing yards, the most by a QB in single-season history
- In 2019, helped the Ravens set new single-season franchise records for total TDs (64), points (531), rushing yards (3,296) and total net yards (6,521)

- In 2018, helped Baltimore produce the NFL's No. 2 rushing attack - 2,441 yards (152.6 ypg)
- Baltimore also tallied a then-single-season team-record 5,999 total yards and permitted the NFL's sixth-fewest sacks (32, tied Panthers) in 2018
- In 2017, helped the Ravens produce the NFL's ninth-ranked scoring attack (24.7 ppg)... Over the last nine games of the season, Baltimore averaged the league's second-most points per contest (29.4)
- Started 12 games at LT as a rookie in 2016, helping QB Joe Flacco post a team-record 4,317 passing yards

— PERSONAL —

- Created The Ronnie Stanley Foundation in 2021 to support his community endeavors
- An avid soccer fan, Stanley visited Russia to attend the 2018 World Cup during the offseason
- Stanley is 50 percent Tongan, (his mother, Julie, was born in Tonga), and in 2015, Stanley earned the Polynesian Player of the Year Award, given annually by the Polynesian Football Hall of Fame to the most outstanding Polynesian college football player
- Is an advocate of pet adoption and supporting animal shelters... Went to the Baltimore BARCS Animal Shelter, where he adopted a pit bull (named Lola) in 2016 and then a pit mix (named Rico) in 2017
- Attended Bishop Gorman (Las Vegas, NV) HS with former Orioles and current free agent outfielder Joey Rickard

— 2021 SEASON HIGHLIGHTS —

- Started at LT at LV (9/13) in his return from a season-ending knee injury in Week 8 of 2020... Helped Baltimore gain 189 yards on the ground to extend its 100-yard rushing streak to 40 games... Also blocked for QB Lamar Jackson, who completed 19-of-30 passes for 235 yards and 1 TD, adding 86 rushing yards

RONNIE STANLEY'S NFL REGULAR SEASON STATISTICS

DATE	TEAM	GP	GS
2016	Ravens	12	12
2017	Ravens	15	15
2018	Ravens	15	15
2019	Ravens	14	14
2020	Ravens	6	6
2021	Ravens	1	1
NFL TOTALS		63	63



79 RONNIE STANLEY

RONNIE STANLEY'S NFL POSTSEASON STATISTICS

DATE	TEAM	GP	GS
2018	Ravens	1	1
2019	Ravens	1	1
2020	Ravens	0	0
NFL TOTALS		2	2

2021 GAME-BY-GAME REGULAR-SEASON STATISTICS (RAVENS)

DATE	OPPONENT	P/S		W/L	SCORE
09/13	at Raiders	S		L	27-33+
09/19	Chiefs		ON INACTIVE LIST	W	36-35
09/26	at Lions		ON INACTIVE LIST	W	19-17
10/03	at Broncos		ON INACTIVE LIST	W	23-7
10/11	Colts		ON INACTIVE LIST	W	31-25+
2021 TOTALS		1-1		4-1	

+ - Overtime





21

BRANDON STEPHENS

DEFENSIVE BACK
6-1 | 213

COLLEGE: SOUTHERN METHODIST
BORN: 12/29/97, PLANO, TX
EXP. (NFL/RAVENS): ROOKIE

GP/GS (PLAYOFFS): 5/2



— KEY TRANSACTIONS —

- Brandon Stephens was selected by the Ravens in the third round (104th overall) of the 2021 NFL Draft... Was the second of two Ravens' draft picks (G Ben Cleveland, 94th overall) in the round

— COLLEGE HONORS —

- NFLPA Collegiate Bowl Invite (2020)
- National Football Foundation Honor Society (2020)
- American Athletic Conference All-Academic Team (2019)

— COLLEGE HIGHLIGHTS —

- Originally began his collegiate career as a running back at UCLA, where he played three seasons (2016-18), posting 277 rushing yards and 1 TD on 65 carries (4.3 avg.)
- Transferred to SMU in 2019 and switched his position to CB... Over two seasons (2019-20), he recorded 22 PD, including an American Athletic Conference-high 10 in 2020
- Totaled 92 tackles (74 solo) at SMU, adding 3.5 TFL, 1 INT and 1 FR

— PERSONAL —

- Enjoys cooking and playing the saxophone in his spare time
- Is interested in real estate and once interned for a Dallas-area real estate agency called The Blackman Group
- His sister, Chelsea, is a molecular geneticist
- His cousin, Alexis Hornbuckle, won an NCAA women's basketball title (Tennessee) and a WNBA title (Detroit Shock)

- Was an SMU teammate and friend of current Ravens WR James Proche II in 2019
- Graduated with a degree in liberal science from SMU

— NOTE THE QUOTE —

"[Stephens] is a very versatile player. He's a former running back at UCLA, then transferred to SMU. He's played some corner. He's played some safety. [He has] a lot of upside and potential. He's a big guy. He runs very well. He's very physical. He should contribute right away on special teams, and he's the kind of player that we look for."

— EVP & GM Eric DeCosta

— 2021 SEASON HIGHLIGHTS —

- Tallied a career-high and team-high 11 tackles, 1 QBH and 1 ST stop in the 31-25 win vs. Ind. (10/11), as Baltimore limited Indianapolis to 1-of-4 (25%) in the red zone
- Notched 3 tackles in his first-career start in the 23-7 win vs. Den. (10/3), as Baltimore's defense pitched a second-half shutout and limited the Broncos to a season-low 256 total yards
- Posted 1 tackle on defense, while adding 2 ST tackles in the 36-35 win vs. KC (9/19)... Saw increased action following S DeShon Elliott's departure (concussion)... Baltimore limited Kansas City to 1-of-6 (16.7%) on third down
- Made his NFL debut, posting 2 solo tackles at LV (9/13)... Helped hold the Raiders to 3-of-6 in red zone TD efficiency, limiting them to 1 FG, forcing 1 turnover on downs and making 1 INT (CB Anthony Averett) inside the 20

BRANDON STEPHENS' NFL REGULAR SEASON DEFENSIVE STATISTICS

DATE	TEAM	GP	GS	TACKLES							INTERCEPTIONS					FUMBLES				ST		MISC							
				TK	S	A	TFL	YDS	SK	YDS	QBH	NO	YDS	LG	TD	PD	FF	FR	TD	YDS	TK	S	A	FF	FR	S	A		
2021	Ravens	5	2	22	10	12	0	0	0.0	0.0	1	0	0	0	0	0	0	0	0	0	0	0	3	2	1	0	0	0	0
NFL TOTALS		5	2	22	10	12	0	0	0.0	0.0	1	0	0	0	0	0	0	0	0	0	0	3	2	1	0	0	0	0	

SINGLE-GAME HIGHS: DEFENSIVE

Total Tackles

11 vs. Indianapolis Colts, Oct 11, 2021

Special Teams Tackles

2 vs. Kansas City Chiefs, Sep 19, 2021

2021 GAME-BY-GAME REGULAR-SEASON STATISTICS (RAVENS)

DATE	OPPONENT	P/S	TACKLES							INTERCEPTIONS					FUMBLES				ST		MISC		W/L	SCORE					
			TK	S	A	SK	YDS	TFL	YDS	QBH	NO	YDS	LG	TD	PD	FF	FR	TD	YDS	TK	S	A			FF	FR	S	A	
09/13	at Raiders	P	2	2	0	0.0	0.0	0	0	0	0	0	0	0	0	0	0	0	0	0	0	0	0	0	0	0	L	27-33+	
09/19	Chiefs	P	1	0	1	0.0	0.0	0	0	0	0	0	0	0	0	0	0	0	0	0	0	2	1	1	0	0	0	W	36-35
09/26	at Lions	P	5	2	3	0.0	0.0	0	0	0	0	0	0	0	0	0	0	0	0	0	0	0	0	0	0	0	W	19-17	
10/03	at Broncos	S	3	1	2	0.0	0.0	0	0	0	0	0	0	0	0	0	0	0	0	0	0	0	0	0	0	0	W	23-7	
10/11	Colts	S	11	5	6	0.0	0.0	0	0	1	0	0	0	0	0	0	0	0	0	0	1	1	0	0	0	0	W	31-25+	
2021 TOTALS		5-2	22	10	12	0.0	0.0	0	0	1	0	0	0	0	0	0	0	0	0	0	3	2	1	0	0	0	0	4-1	

+ - Overtime



26

GENO STONE

SAFETY

5-11 | 207

COLLEGE: IOWA

BORN: 4/19/99, NEW CASTLE, PA

EXP. (NFL/RAVENS): 2/2

GP/GS (PLAYOFFS): 6/0



— **KEY TRANSACTIONS** —

- Re-signed by Baltimore on 3/23/21
- Claimed off waivers by the Texans and was placed on the Exempt/Commissioner's Permission List on 12/29/20
- Waived by Baltimore on 12/28/20
- Signed to Baltimore's 53-man roster from the practice squad on 11/17/20
- Activated from the practice squad (COVID replacement elevation) on 11/8/20 (at Ind.) and (standard elevation) on 11/15/20 at NE
- Signed to Baltimore's practice squad on 10/10/20
- Waived by the Ravens on 10/8/20

- Was selected by the Ravens in the seventh round (219th overall) of the 2020 NFL Draft

— **CAREER HIGHLIGHTS** —

- Saw action on two games with the Ravens during his rookie campaign

— **PERSONAL** —

- Mentored by Will Allen, a DB who played in the NFL from 2007-15 for the Tampa Bay Buccaneers, Pittsburgh Steelers and Dallas Cowboys
- Childhood friends with NFL safety Malik Hooker, who is also a New Castle, PA native

GENO STONE'S NFL REGULAR SEASON DEFENSIVE STATISTICS

DATE	TEAM	GP	GS	TACKLES							INTERCEPTIONS					FUMBLES				ST			MISC					
				TK	S	A	TFL	YDS	SK	YDS	QBH	NO	YDS	LG	TD	PD	FF	FR	TD	YDS	TK	S	A	FF	FR	S	A	
2020	Ravens	2	0	0	0	0	0	0	0.0	0.0	0	0	0	0	0	0	0	0	0	0	0	0	0	0	0	0	0	0
Went from Baltimore to Houston.																												
2020	Texans	0	0	0	0	0	0	0	0.0	0.0	0	0	0	0	0	0	0	0	0	0	0	0	0	0	0	0	0	0
2020	TOTAL	2	0	0	0	0	0	0	0.0	0.0	0	0	0	0	0	0	0	0	0	0	0	0	0	0	0	0	0	
2021	Ravens	4	0	0	0	0	0	0	0.0	0.0	0	0	0	0	0	0	0	0	0	0	0	0	1	0	1	0	0	
NFL TOTALS		6	0	0	0	0	0	0	0.0	0.0	0	0	0	0	0	0	0	0	0	0	0	1	0	1	0	0	0	

SINGLE-GAME HIGHS: DEFENSIVE

1 vs. Kansas City Chiefs, Sep 19, 2021

Special Teams Tackles

2021 GAME-BY-GAME REGULAR-SEASON STATISTICS (RAVENS)

DATE	OPPONENT	P/S	TACKLES							INTERCEPTIONS					FUMBLES				ST			MISC		W/L	SCORE				
			TK	S	A	SK	YDS	TFL	YDS	QBH	NO	YDS	LG	TD	PD	FF	FR	TD	YDS	TK	S	A	FF			FR	S	A	
09/13	at Raiders	P	0	0	0	0.0	0.0	0	0	0	0	0	0	0	0	0	0	0	0	0	0	0	0	0	0	0	L	27-33+	
09/19	Chiefs	P	0	0	0	0.0	0.0	0	0	0	0	0	0	0	0	0	0	0	0	1	0	1	0	0	0	0	W	36-35	
09/26	at Lions	P	0	0	0	0.0	0.0	0	0	0	0	0	0	0	0	0	0	0	0	0	0	0	0	0	0	W	19-17		
10/03	at Broncos	P	0	0	0	0.0	0.0	0	0	0	0	0	0	0	0	0	0	0	0	0	0	0	0	0	0	W	23-7		
10/11	Colts		ON INACTIVE LIST																									W	31-25+
2021 TOTALS		4-0	0	0	0	0.0	0.0	0	0	0	0	0	0	0	0	0	0	0	0	1	0	1	0	0	0	0	4-1		

+ - Overtime



85

ERIC TOMLINSON

TIGHT END
6-6 | 263

COLLEGE: UTEP

BORN: 4/22/92, OKLAHOMA CITY, OK

EXP. (NFL/RAVENS): 5/2

GP/GS (PLAYOFFS): 56/34 (2/1)



— KEY TRANSACTIONS —

- Signed by the Ravens on 9/1/21
- Released by Baltimore on 8/31/21
- Signed a Reserve/Future contract with Baltimore on 2/10/21
- Activated from the practice squad (COVID replacement elevation) on 12/2/20 at Pit., (standard elevation) 12/8/20 vs. Dal., (COVID replacement elevation) 12/14/20 at Cle. and (standard elevation) 12/20/20 vs. Jax.
- Signed to Baltimore's practice squad on 11/24/20
- Waived by the Giants on 11/13/20
- Signed by the New York Giants on 3/30/20
- Signed by the Raiders on 12/11/20
- Released by New England on 10/29/19
- Signed by the New England Patriots on 10/15/19
- Released by the Giants on 9/24/19
- Claimed off waivers by the Giants on 9/1/19
- Released by the Jets on 8/31/19
- Signed by the Jets on 11/5/16
- Signed to Houston's practice squad on 9/4/16
- Released by Houston on 9/3/16
- Signed by Houston on 1/11/16
- Signed to Houston Texans' practice squad on 9/8/15

- Waived by Philadelphia on 9/5/15
- Originally signed as an undrafted rookie free agent by the Philadelphia Eagles on 5/2/15

— CAREER HIGHLIGHTS —

- Has appeared in 56 games (34 starts) in five seasons (2016-20) with the New York Jets, New England Patriots, New York Giants, Oakland Raiders and Baltimore Ravens, totaling 17 receptions for 194 yards (11.4 avg.) and 1 TD...Also contributes on special teams and as a blocker
- In 2020, appeared in six games (two starts) after signing to Baltimore's practice squad on 11/24/20 and later being elevated to the 53-man roster...Helped block for the NFL's No. 1 rushing attack (191.9 ypg), which produced the third-most yards (3,071) ever in a 16-game NFL season...Baltimore owned the seventh-best scoring offense (29.3 ppg) and fourth-best third-down offense (48.8%)...The Ravens also tallied a franchise-record 24 rushing TDs

— PERSONAL —

- Majored in finance/management at Texas-El Paso
- Participated in mission trips every summer with his church

— 2021 SEASON HIGHLIGHTS —

- Saw action on 15 offensive snaps, while adding 6 special teams plays, including K Justin Tucker's game-winning and NFL-record 66-yard FG, in the 19-17 win at Det. (9/26)

ERIC TOMLINSON'S NFL REGULAR SEASON RUSHING/RECEIVING STATISTICS

DATE	TEAM	GP	GS	RECEIVING					RUSHING				
				NO.	YDS.	AVG.	LG	TD	NO.	YDS.	AVG.	LG	TD
2016	Jets	7	5	0	0	0.0	0	0	0	0	0.0	0	0
2017	Jets	14	12	8	121	15.1	34	1	0	0	0.0	0	0
2018	Jets	15	12	8	72	9.0	24	0	0	0	0.0	0	0
2019	Jets	0	0	0	0	0.0	0	0	0	0	0.0	0	0
				Went from N.Y. Jets to N.Y. Giants.									
2019	Giants	3	0	0	0	0.0	0	0	0	0	0.0	0	0
				Went from N.Y. Giants to New England.									
2019	Patriots	2	2	1	1	1.0	1	0	0	0	0.0	0	0
				Went from New England to Oakland.									
2019	Raiders	3	1	0	0	0.0	0	0	0	0	0.0	0	0
2019	TOTAL	8	3	1	1	1.0	1	0	0	0	0.0	0	0
2020	Giants	1	0	0	0	0.0	0	0	0	0	0.0	0	0
				Went from N.Y. Giants to Baltimore.									
2020	Ravens	6	2	0	0	0.0	0	0	0	0	0.0	0	0
2020	TOTAL	7	2	0	0	0.0	0	0	0	0	0.0	0	0
2021	Ravens	5	0	0	0	0.0	0	0	0	0	0.0	0	0
NFL TOTALS		56	34	17	194	11.4	34	1	0	0	0.0	0	0

ERIC TOMLINSON'S NFL POSTSEASON RUSHING/RECEIVING STATISTICS

DATE	TEAM	GP	GS	RECEIVING					RUSHING				
				NO.	YDS.	AVG.	LG	TD	NO.	YDS.	AVG.	LG	TD
2020	Ravens	2	1	0	0	0.0	0	0	0	0	0.0	0	0
NFL TOTALS		2	1	0	0	0.0	0	0	0	0	0.0	0	0

85 ERIC TOMLINSON

SINGLE-GAME HIGHS: RECEIVING

Receptions

2 vs. Denver Broncos, Oct 07, 2018
...2 more at 2.

Receiving TDs

1 vs. Atlanta Falcons, Oct 29, 2017

All-Purpose Yards

34 at Cleveland Browns, Oct 08, 2017

Receiving Yards

34 at Cleveland Browns, Oct 08, 2017

Longest Receptions

34 at Cleveland Browns, Oct 08, 2017

2021 GAME-BY-GAME REGULAR-SEASON STATISTICS (RAVENS)

DATE	OPPONENT	P/S	RECEIVING					RUSHING					W/L	SCORE	
			NO.	YDS.	AVG.	LG	TD	NO.	YDS.	AVG.	LG	TD			
09/13	at Raiders	P	0	0	0.0	0	0	0	0	0.0	0	0	0	L	27-33+
09/19	Chiefs	P	0	0	0.0	0	0	0	0	0.0	0	0	0	W	36-35
09/26	at Lions	P	0	0	0.0	0	0	0	0	0.0	0	0	0	W	19-17
10/03	at Broncos	P	0	0	0.0	0	0	0	0	0.0	0	0	0	W	23-7
10/11	Colts	P	0	0	0.0	0	0	0	0	0.0	0	0	0	W	31-25+
2021 TOTALS		5-0	0	0	0.0	0	0	0	0	0.0	0	0	0	4-1	

+ - Overtime



9

KICKER

6-1 | 183



JUSTIN TUCKER

COLLEGE: TEXAS

BORN: 11/21/89, AUSTIN, TX

EXP. (NFL/RAVENS): 10/10

GP/GS (PLAYOFFS): 149/0 (10/0)



— KEY TRANSACTIONS —

- Signed a four-year contract extension (through 2023 season) with the Ravens on 4/24/19
- Re-signed (four-year deal) with Baltimore on 7/15/16
- Signed with the Ravens as a rookie free agent on 5/29/12

— HONORS —

- Four-time Pro Bowler (2013, 2016, 2019-20)
- *Associated Press* first-team All-Pro (2013, 2016, 2018-19)
- *Associated Press* second-team All-Pro (2017, 2020)
- PFWA All-NFL (2013, 2016, 2018-20)
- PFWA All-AFC (2013, 2016-20)
- Pro Bowl first alternate (2017-18)
- Seven-time AFC Special Teams Player of the Month (October, 2019; November, 2018; September, 2018; November, 2017; September, 2016; November, 2014; November, 2013)
- 12-time AFC Special Teams Player of the Week (Week 3, 2021; Week 6, 2019; Week 5, 2019; Week 16, 2018; Week 3, 2018; Week 12, 2016; Week 8, 2015; Week 4, 2015; Week 3, 2014; Week 15, 2013; Week 12, 2013; Week 10, 2013)
- GMC "Never Say Never" Moment winner (Week 15, 2013)
- *USA Today* All-Joe Team (2012)

— CAREER HIGHLIGHTS —

- Is the most accurate kicker in NFL history (90.7%), connecting on 302-of-333 FG attempts
- Owns 17-career game-winning FGs (16 regular season and 1 playoff), connecting on 11 of those in road games
- Is 16-of-16 on FGAs in the final minute of regulation and has converted on 52 consecutive fourth quarter/OT tries, marking the NFL's longest active streak
- Is the only kicker in NFL history with two go-ahead 60-plus-yard FGs in the final minute of regulation (66 yards – 9/26/21 at Det.; 61 yards – 12/16/13 at Det.)
- Became the fastest kicker to 300 FGM, reaching that mark in his 148th-career game (at Den. 10/3/21)
- En route to AFC Special Teams Player of the Week honors, connected on 4-of-5 FGAs, including a 50-yarder and the game-winning and NFL-record 66-yarder, in the 19-17 victory at Det. (9/26/21)...Made kicks from 39, 50, 32 and 66 yards, after missing a 49-yard try (WR)...Notched his 17th-career game-winning FG (including playoffs) and improved to 16-of-16 on tries in the final minute of regulation during his career

- In 2020, connected on 26-of-29 (89.7) FGAs and 52-of-53 (98.1) PATs, en route to his fourth-overall and second-consecutive Pro Bowl nod...Finished with at least 130 points for his fifth-consecutive season, tying the NFL record of consecutive seasons with 130-plus points (Stephen Gostkowski, 2011-15 & David Akers, 2008-12)
- In Week 6 of 2019, became the fastest kicker in NFL history (118 games) to score 1,000 career points (10/13 vs. Cin.)
- Is the first kicker in NFL history to produce six seasons with 30-plus FGM (2012-13, 2015-18)
- Since 2012, ranks first in the NFL in FGs made (298) and points (1,251)
- In 2019, connected on 28-of-29 FGAs (96.6%) and a franchise-record 57-of-59 PATs, marking his fourth-consecutive year scoring exactly 141 points (a Ravens single-season scoring record)...Helped the Ravens produce the NFL's No. 1 scoring offense (33.2 ppg) and set a team record for points (531)
- In 2018, became the fastest pure kicker in league history to reach the 900-point (107 games) and 800-point milestone (95 games)...Only Gino Cappelletti (a WR/kicker combo from 1960-70) did it faster (106 & 93 games, respectively)
- Owns seven-career games with multiple 50-plus-yard FGs...Is 26-of-32 on 50-plus-yard kicks since the 2016 season
- In 2016, earned his second Pro Bowl invitation and was a unanimous first-team All-Pro selection after producing perhaps the greatest season ever by an NFL kicker...Scored a single-season franchise-record 141 points, connecting on 38-of-39 FGs (lone miss was a block) and 27-of-27 PATs
- In 2016, Tucker's 38 FGs ranked first in the NFL, while he was 10-for-10 from 50-plus yards, tying (Blair Walsh, 2012) for the most such kicks in NFL single-season history...An NFL single-season record 24 of Tucker's 38 FGs made came from 40 yards or beyond (he was 24-of-24 on such boots)
- Fastest kicker in NFL history to make 100 FGs (50 games) and to reach the 500-point milestone (60 games), overtaking Hall of Famer Jan Stenerud (61 games)
- Became just the ninth kicker in league history to make 3 FGs of 50-plus yards in a single game, connecting on kicks of 52, 57 & 54 yards, vs. Cin. (11/27/16)
- Since PATs were moved to the 15-yard line in 2015, Tucker is 247-of-251 (98.4%) and owns the NFL's top success rate (min. 100 attempts)
- Kicked a game-winning FG as part of a franchise-record 6 FGs (29, 24, 32, 49, 53 and 61) in the victory at Det. (12/16/13), becoming the only kicker in NFL history to kick FGs from the 20-, 30-, 40-, 50- and 60-yard ranges in a single game

9 JUSTIN TUCKER

- His 12-career AFC Special Teams Player of the Week awards are the most in franchise history...His seven AFC Special Teams Player of the Month selections are the most ever by a ST player and are three more than Ravens legends S Ed Reed & K Matt Stover for the most in franchise history

— PERSONAL —

- He and wife, Amanda, have a son, Easton (6)
- Can sing opera in seven different languages: English, Spanish, French, German, Italian, Latin and Russian
- Appeared on the 2018 CBS show "Most Valuable Performer," winning the competition by singing "Ave Maria"
- Likes to do impressions of celebrities such as George W. Bush, Matthew McConaughey, Christopher Walken and former teammate Ray Lewis
- Pre-game ritual is to lay out his entire uniform (helmet to cleats) on the floor in front of his locker, just as childhood football hero Deion Sanders did

— 2021 SEASON HIGHLIGHTS —

- Connected on all 3 of his FGAs in the 23-7 win at Den. (10/3)...Reached 300 FGM in his 148th career game, surpassing K Stephen Gostkowski's previous record (167 games) to become the fastest kicker in NFL history to reach that milestone
- En route to AFC Special Teams Player of the Week honors, connected on 4-of-5 FGAs, including a 50-yarder and the game-winning and NFL-record 66-yarder, in the 19-17 victory at Det. (9/26)...Made kicks from 39, 50, 32 and 66 yards, after missing a 49-yard try (WR)...Notched his 17th-career game-winning FG (including playoffs) and improved to 16-of-16 on tries in the final minute of regulation during his career
- Connected on both FGAs from 40 and 47 yards and all 3 PATs at LV (9/13)...Has now made 26-of-27 FGAs (96.3%) in 11 Monday night contests...Extended his fourth-quarter, consecutive field goals made to 48 straight, marking the NFL's longest active streak

JUSTIN TUCKER'S NFL REGULAR SEASON KICKING STATISTICS

DATE	TEAM	GP	FGM	FGA	PCT.	LG	XP	XPA	PCT.	BLK	PTS
2012	Ravens	16	30	33	90.9	56	42	42	100.0	0	132
2013	Ravens	16	38	41	92.7	61	26	26	100.0	0	140
2014	Ravens	16	29	34	85.3	55	42	42	100.0	1	129
2015	Ravens	16	33	40	82.5	52	29	29	100.0	0	128
2016	Ravens	16	38	39	97.4	57	27	27	100.0	1	141
2017	Ravens	16	34	37	91.9	57	39	39	100.0	1	141
2018	Ravens	16	35	39	89.7	56	36	37	97.3	2	141
2019	Ravens	16	28	29	96.6	51	57	59	96.6	0	141
2020	Ravens	16	26	29	89.7	55	52	53	98.1	0	130
2021	Ravens	5	11	12	91.7	66	9	9	100.0	0	42
NFL TOTALS		149	302	333	90.7	66	359	363	98.9	5	1,265

JUSTIN TUCKER'S NFL POSTSEASON KICKING STATISTICS

DATE	TEAM	GP	FGM	FGA	PCT.	LG	XP	XPA	PCT.	BLK	PTS
2012	Ravens	4	4	4	100.0	47	16	16	100.0	0	28
2014	Ravens	2	4	4	100.0	52	7	7	100.0	0	19
2018	Ravens	1	1	2	50.0	33	2	2	100.0	0	5
2019	Ravens	1	2	2	100.0	49	0	0	0.0	0	6
2020	Ravens	2	3	6	50.0	51	2	2	100.0	0	11
NFL TOTALS		10	14	18	77.8	52	27	27	100.0	0	69

JUSTIN TUCKER'S NFL REGULAR SEASON FIELD-GOAL ACCURACY STATISTICS

DATE	TEAM	1-19	PCT.	20-29	PCT.	30-39	PCT.	40-49	PCT.	50+	PCT.
2012	Ravens	0-0	0.0	8-8	100.0	8-8	100.0	10-13	76.9	4-4	100.0
2013	Ravens	0-0	0.0	10-10	100.0	12-13	92.3	10-11	90.9	6-7	85.7
2014	Ravens	0-0	0.0	10-10	100.0	11-11	100.0	4-4	100.0	4-9	44.4
2015	Ravens	0-0	0.0	10-10	100.0	9-9	100.0	10-11	90.9	4-10	40.0
2016	Ravens	0-0	0.0	4-4	100.0	10-11	90.9	14-14	100.0	10-10	100.0
2017	Ravens	0-0	0.0	7-7	100.0	11-11	100.0	11-12	91.7	5-7	71.4
2018	Ravens	0-0	0.0	12-12	100.0	9-9	100.0	9-11	81.8	5-7	71.4
2019	Ravens	0-0	0.0	8-8	100.0	9-9	100.0	10-11	90.9	1-1	100.0
2020	Ravens	0-0	0.0	8-8	100.0	6-7	85.7	9-9	100.0	3-5	60.0
2021	Ravens	0-0	0.0	2-2	100.0	2-2	100.0	5-6	83.3	2-2	100.0
NFL TOTALS		0-0	0.0	79-79	100.0	87-90	96.7	92-102	90.2	44-62	71.0

9 JUSTIN TUCKER

JUSTIN TUCKER'S NFL POSTSEASON FIELD-GOAL ACCURACY STATISTICS

DATE	TEAM	1-19	PCT.	20-29	PCT.	30-39	PCT.	40-49	PCT.	50+	PCT.
2012	Ravens	1-1	100.0	1-1	100.0	1-1	100.0	1-1	100.0	0-0	0.0
2014	Ravens	0-0	0.0	2-2	100.0	0-0	0.0	1-1	100.0	1-1	100.0
2018	Ravens	0-0	0.0	0-0	0.0	1-1	100.0	0-0	0.0	0-1	0.0
2019	Ravens	0-0	0.0	1-1	100.0	0-0	0.0	1-1	100.0	0-0	0.0
2020	Ravens	0-0	0.0	0-0	0.0	2-2	100.0	0-2	0.0	1-2	50.0
NFL TOTALS		1-1	100.0	4-4	100.0	4-4	100.0	3-5	60.0	2-4	50.0

SINGLE-GAME HIGHS: KICKER

Field Goals Made	6 at Detroit Lions, Dec 16, 2013	Points	18 at Detroit Lions, Dec 16, 2013
Field Goal Attempts	6 at Detroit Lions, Dec 16, 2013	Longest Field Goals Attempt	65 at Los Angeles Chargers, Dec 22, 2018
Longest Field Goals Made	66 at Detroit Lions, Sep 26, 2021	Kickoff Average	69.3 at Cincinnati Bengals, Oct 26, 2014
PATs Made	8 at Miami Dolphins, Sep 08, 2019	Extra Point Attempt Percentage	100.0 at Cincinnati Bengals, Jan 03, 2021 ...14 more at 100.0.
PAT Attempts	8 at Miami Dolphins, Sep 08, 2019	Field Goal Percentage	100.0 at Houston Texans, Sep 20, 2020 ...17 more at 100.0.

2021 GAME-BY-GAME REGULAR-SEASON STATISTICS (RAVENS)

DATE	OPPONENT		FIELD GOALS				EXTRA POINTS				W/L	SCORE	
			FGM	FGA	PCT	LG	XP	XPA	PCT	BLK			PTS
09/13	at Raiders	P	2	2	100.0	47	3	3	100.0	0	9	L	27-33+
09/19	Chiefs	P	1	1	100.0	43	3	3	100.0	0	6	W	36-35
09/26	at Lions	P	4	5	80.0	66	1	1	100.0	0	13	W	19-17
10/03	at Broncos	P	3	3	100.0	46	2	2	100.0	0	11	W	23-7
10/11	Colts	P	1	1	100.0	23	0	0	0.0	0	3	W	31-25+
2021 TOTALS		5	11	12	91.7	66	9	9	100.0	0	42	4-1	

+ - Overtime



15 JAKE VERITY

KICKER
6-2 | 197

COLLEGE: EAST CAROLINA
BORN: 12/23/97, BREMEN, GA
EXP. (NFL/RAVENS): ROOKIE

GP/GS (PLAYOFFS): 0/0



— TRANSACTIONS —

- Signed to the Ravens' practice squad 9/1/21
- Released by Baltimore on 8/31/21
- Signed with the Ravens as an undrafted rookie free agent on 5/13/21

— COLLEGE —

- Finished as East Carolina University's all-time leader in points scored (352), connecting on 74-of-98 (75.5%) FGAs and 130-of-133 (97.7%) PATs
- Connected on 14-of-21 (66.6%) FGAs and 30-of-31 PATs in 2020...Was named to the Lou Groza Award watch list, recognizing the nation's top kicker
- In 2019, connected on a 24-of-29 (82.8%) FGAs, marking the most field goals (24) in ECU single-season history...Recorded a team-high 105 points, drilling 19-of-20 FGAs inside 40 yards and all 33 of his PATs, en route to being named a Lou Groza Award semifinalist...Also earned All-American Athletic Conference honors with a first-team selection by *Phil Steele* and second-team selection by league coaches
- In 2018, converted on 19-of-21 (90.5%) FGAs, marking the fourth-highest success rate among all FBS kickers, and 27-of-28 PATs...Was a perfect 13-of-13 on FGAs inside 40 yards...Notched a team-high 84 points and earned first-team All-AAC recognition
- Was the Pirates' leading scorer (83 points) during his sophomore campaign in 2017...Connected on 16-of-25 (64.0%) FGAs and a near-perfect 35-of-36 PATs...Registered three double-digit scoring performances and hit a career-high two 50-plus-yard field goal tries on the year

- Saw action in two games as a true freshman in 2016...Made 1-of-2 FGAs and all 5 PATs on the year
- Earned his bachelor's degree in construction management with a minor in business from East Carolina...Was selected to the ECU honor roll in the fall semester from 2016-19, and earned a Dean's List designation during the spring from 2017-20

— HIGH SCHOOL/PERSONAL —

- Prepped at Bremen (GA) HS, where he served as the team's top placekicker, punter and kickoff specialist
- Was officially credited with a 63-yard FG, which then-ranked as the third longest FG in Georgia High School Association (GHSA) history and the 11th-longest nationally (according to *USA Today* High School Sports)
- Earned national distinction from numerous kicking and punting camps, including "Event Elite" status by *ChrisSailorKicking.com*, which also listed him as one of the top kicker/punter combo prospects in the country...Captured the "Last Man (PK) Standing" and "Punting Champion" honors during the 2014 *com* Southern Invitational Showcase...Captured the FG title at the 2014 Georgia Fall Camp and was a top punting finalist at the 2015 and 2016 Vegas XXVI and XXVII events, respectively
- Also lettered in soccer at Bremen

2021 GAME-BY-GAME REGULAR-SEASON STATISTICS [RAVENS]

DATE	OPPONENT	FIELD GOALS				EXTRA POINTS				PTS	W/L	SCORE
		FGM	FGA	PCT	LG	XP	XPA	PCT	BLK			
09/13	at Raiders					PRACTICE SQUAD					L	27-33+
09/19	Chiefs					PRACTICE SQUAD					W	36-35
09/26	at Lions					PRACTICE SQUAD					W	19-17
10/03	at Broncos					PRACTICE SQUAD					W	23-7
10/11	Colts					PRACTICE SQUAD					W	31-25+
2021 TOTALS		0	0	0.0	0	0	0	0.0	0	0	4-1	

+ - Overtime



81

BINJIMEN VICTOR

WIDE RECEIVER

6-4 | 199

COLLEGE: OHIO STATE

BORN: 1/15/97, POMPANO BEACH, FL

EXP. (NFL/RAVENS): 1/1

GP/GS (PLAYOFFS): 0/0



— KEY TRANSACTIONS —

- Signed to Baltimore's practice squad on 9/1/21
- Released by the Ravens on 8/31/21
- Signed a Reserve/Future contract with Baltimore on 1/18/21
- Signed to the Giants' practice squad on 9/6/20
- Waived by the Giants on 9/5/20
- Originally signed with the Giants as a rookie free agent on 4/28/20

— CAREER HIGHLIGHTS —

- Spent the entire 2020 season on the Giants' practice squad

— COLLEGE —

- Played in 47 career games for the Buckeyes and finished with 83 receptions for 1,340 yards (16.1 avg.) and 18 TDs
- As a senior in 2019, played in all 14 games and finished with career highs in catches (35) and receiving yards (573), adding 6 TDs
- Had a season-high 5 receptions vs. Cincinnati and Rutgers and scored 2 TDs vs. the Scarlet Knights

- Set career highs for receiving yards (79) and longest reception (60 yards) vs. Michigan State
- In 2018, played in all 14 games and recorded 21 catches for 354 yards and 4 TDs
- In 2017, scored a career-best 7 TDs, while playing all 14 games and catching 23 passes for 349 yards
- Appeared in five games in 2016, finishing with 4 receptions for 64 yards and 1 TD

— HIGH/SCHOOL PERSONAL —

- Prepped at Coconut Creek (FL) HS, where as a senior he caught 42 passes for 846 yards and 15 TDs and was named second-team Class 5A All-State and first-team All-Broward County
- Was also a U.S. Army All-American bowl participant and consensus four-star prospect (*ESPN.com*, *Rivals.com*, *Scout.com*, *247Sports.com*)...Had 44 receptions for 811 yards and 12 TDs as a junior

BINJIMEN VICTOR'S NFL REGULAR SEASON RUSHING/RECEIVING STATISTICS

DATE	TEAM	GP	GS	RECEIVING					RUSHING				
				NO.	YDS.	AVG.	LG	TD	NO.	YDS.	AVG.	LG	TD
2020	Giants	0	0	0	0	0.0	0	0	0	0	0.0	0	0
2021	Ravens	0	0	0	0	0.0	0	0	0	0	0.0	0	0
NFL TOTALS		0	0	0	0	0.0	0	0	0	0	0.0	0	0

2021 GAME-BY-GAME REGULAR-SEASON STATISTICS (RAVENS)

DATE	OPPONENT	P/S	RECEIVING					RUSHING					W/L	SCORE
			NO.	YDS.	AVG.	LG	TD	NO.	YDS.	AVG.	LG	TD		
09/13	at Raiders												L	27-33+
09/19	Chiefs												W	36-35
09/26	at Lions												W	19-17
10/03	at Broncos												W	23-7
10/11	Colts												W	31-25+
2021 TOTALS		0-0	0	0	0.0	0	0	0	0	0.0	0	0	4-1	

+ - Overtime



78



ALEJANDRO VILLANUEVA

TACKLE

6-9 | 320

COLLEGE: ARMY

BORN: 9/22/88, MERIDIAN, MS

EXP. (NFL/RAVENS): 7/1

GP/GS (PLAYOFFS): 101/95 (7/7)



— KEY TRANSACTIONS —

- Signed a two-year deal with the Ravens as a free agent on 5/4/21
- Signed a four-year contract with the Steelers on 7/27/17
- Signed a Reserve/Future contract with Pittsburgh on 1/5/15
- Signed to Pittsburgh's practice squad on 8/31/14
- Released by the Eagles on 8/23/14
- Originally signed with the Philadelphia Eagles as a rookie free agent on 5/5/14

— HONORS —

- Two-time Pro Bowler (2017-18)

— CAREER HIGHLIGHTS —

- Helped block for a Ravens rushing attack that topped 100 rushing yards in 43 consecutive games (2018-21), tying for the longest streak of its kind in NFL history (Pittsburgh – 1974-77)
- Has played in 101 games (95 starts) during his seven-year career (2015-21) and has started all seven postseason contests in which he has appeared in
- Has played in 101 consecutive regular season games, tied for the second longest active streak among NFL offensive tackles...His 95 consecutive regular season starts mark the third longest active streak amongst his position group
- Started all 16 games and one postseason contest in 2020...Was a key member of the Steelers' O-line that helped Pittsburgh tally 11-consecutive victories to start the season, en route to clinching the AFC North Division title...Helped block for an offensive line that allowed an NFL-low 14 sacks, while the Pittsburgh aerial attack completed an NFL-high 428 passes and 25 TDs (tied for the NFL's sixth most)
- In 2018, started all 16 games and helped block for Steelers QB Ben Roethlisberger, who threw for an NFL-high 5,129 yards (320.6 ypg) on 452 completions...The offensive line yielded 24 sacks, marking the fourth fewest in the league, as the Steelers' offense produced 403.3 yards per game, ranking No. 4 in the NFL
- Started all 16 games and one postseason contest at LT in 2017, helping clear running lanes for Pittsburgh All-Pro RB Le'Veon Bell to finish with the NFL's third-most rushing yards (1,291) and third-most (tied) rushing TDs (9)
- In 2016, started all 16 games and three postseason contests, helping block for an O-line that allowed the second-fewest sacks in the league (21) and guided Pro Bowl RB Le'Veon Bell to the NFL's third-most yards from scrimmage (1,884 – 616 receiving) and fifth-most rushing yards (1,268)...Helped the Steelers reach the AFC Conference Championship for the first time since their Super Bowl XLV (2010 season) appearance

- Scored his only career TD on a 2-yard pass from K Chris Boswell at Den. (11/25/18)...The fake FG-TD tied the score at 10-10 as time expired in the first half

— PERSONAL —

- Spent 2010-13 as an active member of the United States Army, serving three tours in Afghanistan, and was promoted to the ranking of Captain in April 2014
- Earned various honors and recognition for his service, including the Bronze Star Medal of Valor, the Ranger Tab, the Parachutist Badge, the Bronze Star Medal for overseas service, National Defense Service Medal, Afghanistan Campaign Medal with Campaign Star, Global War on Terrorism Service Ribbon, Army Service Ribbon, Overseas Service Ribbon, NATO Medal, Combat Infantryman's Badge and Expert Infantryman's Badge
- Was one of two finalists for the sixth annual Salute to Service Award presented by USAA (2016)...He and former Falcons head coach and current Cowboys defensive coordinator Dan Quinn were selected for their efforts to honor and support members of the military community
- The son of Ignacio and Matilda Villanueva...His father was a Lieutenant Commander in the Spanish Navy and also worked for NATO throughout Europe...His younger brother, Iñaki, is a professional rugby union player and plays on the Spanish national rugby union team
- He and his wife, Madelyn, have three children, Cruz, Eva and Alina...Their wedding ceremony was held at the Jesus the Divine Word Catholic Church in Huntingtown, MD
- Graduated with a bachelor's degree in systems engineering from the U.S. Military Academy at West Point, NY (2010), and earned an MBA from Carnegie Melon's Tepper School of Business (2019)

— 2021 SEASON HIGHLIGHTS —

- Started at LT, helping block for a passing attack that produced a single-game franchise-record 437 passing yards in the 31-25 win vs. Ind. (10/11)...QB Lamar Jackson finished 37-of-43 passing for 442 yards and 4 TDs (140.5 rating), becoming the first QB in NFL history to complete at least 85% of his passes in a 400-yard game
- Started at LT, helping block for a ground game that extended its 100-yard rushing streak to an NFL-record-tying 43 straight games, in the 23-7 win at Den. (10/3)...Also protected QB Lamar Jackson, who passed for a season-high 316 yards and 1 TD

78 ALEJANDRO VILLANUEVA

- Started at LT and helped block for a rushing attack that produced 251 yards in the 36-35 win vs KC (9/19)...Baltimore eclipsed 100 rushing yards for the 41st-straight game, as the offense converted 6-of-11 (54.5%) third downs and scored a TD on all four red zone opportunities
- Made his Ravens debut and first-career start at RT at LV (9/13)...Helped Baltimore gain 189 yards on the ground to extend its 100-yard rushing streak to 40 games...Also blocked for QB Lamar Jackson, who completed 19-of-30 passes for 235 yards and 1 TD, adding 86 rushing yards

ALEJANDRO VILLANUEVA'S NFL REGULAR SEASON STATISTICS

DATE	TEAM	GP	GS
2015	Steelers	16	10
2016	Steelers	16	16
2017	Steelers	16	16
2018	Steelers	16	16
2019	Steelers	16	16
2020	Steelers	16	16
2021	Ravens	5	5
NFL TOTALS		101	95

ALEJANDRO VILLANUEVA'S NFL POSTSEASON STATISTICS

DATE	TEAM	GP	GS
2015	Steelers	2	2
2016	Steelers	3	3
2017	Steelers	1	1
2020	Steelers	1	1
NFL TOTALS		7	7

2021 GAME-BY-GAME REGULAR-SEASON STATISTICS (RAVENS)

DATE	OPPONENT	P/S	W/L	SCORE
09/13	at Raiders	S	L	27-33+
09/19	Chiefs	S	W	36-35
09/26	at Lions	S	W	19-17
10/03	at Broncos	S	W	23-7
10/11	Colts	S	W	31-25+
2021 TOTALS		5-5	4-1	

+ - Overtime





16 TYLAN WALLACE

WIDE RECEIVER
5-11 | 193

COLLEGE: OKLAHOMA STATE
BORN: 5/13/99, FORT WORTH, TX
EXP. (NFL/RAVENS): ROOKIE GP/GS (PLAYOFFS): 5/0



— KEY TRANSACTIONS —

- Tylan Wallace was selected by the Ravens in the fourth round (131st overall) of the 2021 NFL Draft

— COLLEGE HONORS —

- First-team All-Big 12 (2020, 2018)
- First-team All-America (2018)
- Second-team All-Big 12 (2019)
- Second-team All-America (2020, 2018)
- Team Captain (2020)
- Honorable mention Big 12 Offensive Player of the Year (2020)
- Second-team Academic All-Big 12 (2020, 2018)
- Biletnikoff Award Finalist (2018)
- Biletnikoff Award Semifinalist (2020)
- Bob Fenimore Award as the Oklahoma State Team MVP (2018)

— COLLEGE HIGHLIGHTS —

- In 44 career games (30 starts), recorded 205 receptions for 3,434 yards (16.8 avg.) and 26 TDs
- Finished his career ranked second among active FBS players in receiving yards (3,434), third in receiving TDs (26), fifth in receptions (205) and ninth in yards per catch (16.8 avg.)
- Is the 14th OSU player to earn All-America honors in multiple seasons (2020, 2018)
- Posted 14-career 100-yard receiving game, the fifth-most in OSU history
- In OSU's career records, ranks fifth in receiving yards, fifth in receptions, sixth in receiving touchdowns, sixth in yards per catch and seventh in receptions per game... Also ranks ninth all-time in Big 12 receiving yards

- In 2019, his 112.9 receiving yards per game ranked first among all receivers from the Power Five conferences and were fourth in the FBS
- Was one of the NCAA's most dominant receivers as a sophomore in 2018, posting 86 catches for 1,491 yards (17.3) and 12 TDs... His receiving yards were second most in all of college football, while his 12 TDs ranked eighth... Led the Big 12 in receiving yards and was second in receptions

— PERSONAL —

- Has a twin brother, Tracin, who also played football at Oklahoma State before injuries forced him to retire
- As infants, he and his brother developed cryptophasia, which is a phenomenon of a language developed by twins that only the two children can understand
- Has been actively involved with volunteering for the My Brother's Keeper program
- Graduated with degrees in business administration and sports management from Oklahoma State
- **First name is pronounced: TIE-luhn**

— NOTE THE QUOTE —

"Tylan Wallace, just too good of a player for us not to take him. He's a very talented receiver who we saw at the Senior Bowl and quite a bit this past fall."

— EVP & GM Eric DeCosta

— 2021 SEASON HIGHLIGHTS —

- Made his NFL debut, seeing mostly action on special teams at LV (9/13)

TYLAN WALLACE'S NFL REGULAR SEASON RUSHING/RECEIVING STATISTICS

DATE	TEAM	RECEIVING								RUSHING				
		GP	GS	NO.	YDS.	AVG.	LG	TD	NO.	YDS.	AVG.	LG	TD	
2021	Ravens	5	0	0	0	0.0	0	0	0	0	0.0	0	0	
NFL TOTALS		5	0	0	0	0.0	0	0	0	0	0.0	0	0	

2021 GAME-BY-GAME REGULAR-SEASON STATISTICS (RAVENS)

DATE	OPPONENT	P/S	RECEIVING						RUSHING					W/L	SCORE	
			NO.	YDS.	AVG.	LG	TD	NO.	YDS.	AVG.	LG	TD				
09/13	at Raiders	P	0	0	0.0	0	0	0	0	0	0.0	0	0	0	L	27-33+
09/19	Chiefs	P	0	0	0.0	0	0	0	0	0	0.0	0	0	0	W	36-35
09/26	at Lions	P	0	0	0.0	0	0	0	0	0	0.0	0	0	0	W	19-17
10/03	at Broncos	P	0	0	0.0	0	0	0	0	0	0.0	0	0	0	W	23-7
10/11	Colts	P	0	0	0.0	0	0	0	0	0	0.0	0	0	0	W	31-25+
2021 TOTALS		5-0	0	0	0.0	0	0	0	0	0	0.0	0	0	0	4-1	

+ - Overtime



29

AR'DARIUS WASHINGTON

SAFETY

5-8 | 176

COLLEGE: TEXAS CHRISTIAN

BORN: 11/2/99, SHREVEPORT, LA

EXP. (NFL/RAVENS): ROOKIE

GP/GS (PLAYOFFS): 2/0



— KEY TRANSACTIONS —

- Signed with the Ravens as an undrafted rookie free agent on 5/13/21

— COLLEGE —

- Over his three-year (2018-20) career TCU, played in 26 games (15 starts), registering 86 tackles (62 solo), 12 PD, 5 INTs and 1.5 TFL
- Started all 10 games at safety in 2020, finishing seventh on the team with 37 tackles (25 solo) and third with 5 PD...Recorded at least 4 tackles in six games, including a season-best 7 stops in a 34-18 win over Texas Tech...Earned honorable mention All-Big 12 honors
- In 2019, appeared in 12 games (five starts) and was ranked by *Pro Football Focus* as the nation's second-highest graded safety, behind only teammate Trevon Moehrig...*PFF* recorded him allowing just 5 catches out of 265 snaps in coverage, while forcing 7 PD...Led TCU and ranked second nationally among freshmen with 5 INTs...His 5 INTs also tied for third in the Big 12 and seventh nationally among all players

- Named Big 12 Defensive Freshman of the Year (2019), *FWAA* Freshman All-American (2019) and Freshmen All-American by *The Athletic* (2019)
- Played in four games during his redshirt season in 2018, while he transitioned to safety
- Majored in criminal justice at TCU

— HIGH SCHOOL/PERSONAL —

- Prepped at Evangel Christian Academy (Shreveport, LA), where he was a star defensive back for the Eagles...As a sophomore, received his school's Defensive Player of the Year award
- Was three-star recruit as a senior and the No. 5 safety in Louisiana and No. 45 prospect in the nation...Contributed on both offense and defense, helping the team to an 8-2 record

AR'DARIUS WASHINGTON'S NFL REGULAR SEASON DEFENSIVE STATISTICS

DATE	TEAM	GP	GS	TACKLES							INTERCEPTIONS					FUMBLES				ST				MISC						
				TK	S	A	TFL	YDS	SK	YDS	QBH	NO	YDS	LG	TD	PD	FF	FR	TD	YDS	TK	S	A	FF	FR	S	A			
2021	Ravens	2	0	0	0	0	0	0	0	0.0	0.0	0	0	0	0	0	0	0	0	0	0	0	0	1	1	0	0	0	0	0
NFL TOTALS		2	0	0	0	0	0	0	0	0.0	0.0	0	0	0	0	0	0	0	0	0	0	0	0	1	1	0	0	0	0	0

2021 GAME-BY-GAME REGULAR-SEASON STATISTICS (RAVENS)

DATE	OPPONENT	P/S	TACKLES							INTERCEPTIONS					FUMBLES				ST				MISC		SCORE								
			TK	S	A	SK	YDS	TFL	YDS	QBH	NO	YDS	LG	TD	PD	FF	FR	TD	YDS	TK	S	A	FF	FR		S	A	W/L					
09/13	at Raiders		ON INACTIVE LIST																									L	27-33+				
09/19	Chiefs	P	0	0	0	0.0	0.0	0	0	0	0	0	0	0	0	0	0	0	0	0	0	0	0	0	0	0	0	0	0	0	0	W	36-35
09/26	at Lions		ON INACTIVE LIST																									W	19-17				
10/03	at Broncos		ON INACTIVE LIST																									W	23-7				
10/11	Colts	P	0	0	0	0.0	0.0	0	0	0	0	0	0	0	0	0	0	0	0	0	0	0	0	1	1	0	0	0	0	0	0	W	31-25+
2021 TOTALS		2-0	0	0	0	0.0	0.0	0	0	0	0	0	0	0	0	0	0	0	0	0	0	0	0	1	1	0	0	0	0	0	0	4-1	

+ - Overtime



96

BRODERICK WASHINGTON

DEFENSIVE TACKLE

COLLEGE: TEXAS TECH

BORN: 12/4/96, LONGVIEW, TX

6-2 | 305

EXP. (NFL/RAVENS): 2/2

GP/GS (PLAYOFFS): 12/1



— KEY TRANSACTIONS —

- Was selected by the Ravens in the fifth round (170th overall) of the 2020 NFL Draft

— CAREER HIGHLIGHTS —

- Appeared in eight games as a rookie in 2020, notching 2 tackles...Helped Baltimore's defense rank No. 2 in both points allowed (18.9) and third-down efficiency (34.0%)
- Made his NFL debut and recorded his first-career tackle in the season-opening win vs. Cle. (9/13/20)

— PERSONAL —

- Is one of seven siblings
- Wants to be a football coach when his playing career ends, and model his coaching style after his HS coach, John King
- Majored in human sciences

— 2021 SEASON HIGHLIGHTS —

- Tallied 2 tackles (1 solo) in his first-career NFL start in the 19-17 win at Det. (9/26)

BRODERICK WASHINGTON'S NFL REGULAR SEASON DEFENSIVE STATISTICS

DATE	TEAM	GP	GS	TACKLES							INTERCEPTIONS					FUMBLES				ST				MISC				
				TK	S	A	TFL	YDS	SK	YDS	QBH	NO	YDS	LG	TD	PD	FF	FR	TD	YDS	TK	S	A	FF	FR	S	A	
2020	Ravens	8	0	2	0	2	0	0	0.0	0.0	0	0	0	0	0	0	0	0	0	0	0	0	0	0	0	0	0	0
2021	Ravens	4	1	3	2	1	1	0	0.0	0.0	0	0	0	0	0	0	0	0	0	0	0	0	0	0	0	0	0	
NFL TOTALS		12	1	5	2	3	1	0	0.0	0.0	0	0	0	0	0	0	0	0	0	0	0	0	0	0	0	0	0	

BRODERICK WASHINGTON'S NFL POSTSEASON DEFENSIVE STATISTICS

DATE	TEAM	GP	GS	TACKLES							INTERCEPTIONS					FUMBLES				ST				MISC			
				TK	S	A	TFL	YDS	SK	YDS	QBH	NO	YDS	LG	TD	PD	FF	FR	TD	YDS	TK	S	A	FF	FR	S	A
2020	Ravens	0	0	0	0	0	0	0	0.0	0.0	0	0	0	0	0	0	0	0	0	0	0	0	0	0	0	0	0
NFL TOTALS		0	0	0	0	0	0	0	0.0	0.0	0	0	0	0	0	0	0	0	0	0	0	0	0	0	0	0	

SINGLE-GAME HIGHS: DEFENSIVE

Total Tackles

2 at Detroit Lions, Sep 26, 2021

Tackles For Loss

1 at Detroit Lions, Sep 26, 2021

2021 GAME-BY-GAME REGULAR-SEASON STATISTICS (RAVENS)

DATE	OPPONENT	P/S	TACKLES							INTERCEPTIONS					FUMBLES				ST				MISC					
			TK	S	A	SK	YDS	TFL	YDS	QBH	NO	YDS	LG	TD	PD	FF	FR	TD	YDS	TK	S	A	FF	FR	S	A	W/L	SCORE
09/13	at Raiders	P	0	0	0	0.0	0.0	0	0	0	0	0	0	0	0	0	0	0	0	0	0	0	0	0	0	L	27-33+	
09/19	Chiefs		ON INACTIVE LIST																								W	36-35
09/26	at Lions	S	2	2	0	0.0	0.0	1	0	0	0	0	0	0	0	0	0	0	0	0	0	0	0	0	0	W	19-17	
10/03	at Broncos	P	1	0	1	0.0	0.0	0	0	0	0	0	0	0	0	0	0	0	0	0	0	0	0	0	0	W	23-7	
10/11	Colts	P	0	0	0	0.0	0.0	0	0	0	0	0	0	0	0	0	0	0	0	0	0	0	0	0	0	W	31-25+	
2021 TOTALS		4-1	3	2	1	0.0	0.0	1	0	0	0	0	0	0	0	0	0	0	0	0	0	0	0	0	0	4-1		

+ - Overtime



14 SAMMY WATKINS

WIDE RECEIVER
6-1 | 211

COLLEGE: CLEMSON

BORN: 6/14/93, FORT MYERS, FL

EXP. (NFL/RAVENS): 8/1

GP/GS (PLAYOFFS): 91/87 (7/6)



— KEY TRANSACTIONS —

- Signed one-year deal as an unrestricted free agent (KC) with Baltimore on 3/26/21
- Signed with Kansas City on 3/14/18
- Traded to the Los Angeles Rams from Buffalo on 8/11/17
- Placed on Injured Reserve (foot) on 9/30/16
- Originally selected by the Buffalo Bills in the first round (4th overall) of the 2014 NFL Draft

— CAREER HIGHLIGHTS —

- Has played in 91 career games (87 starts) for Buffalo (2014-16), the Los Angeles Rams (2017), Kansas City Chiefs (2018-20) and Baltimore Ravens (2021), posting 339 career receptions for 4,957 yards (14.6 avg) and 33 TDs...In seven postseason contests (six starts), has recorded 26 receptions for 500 yards (19.2 avg) and 1 TD
- Since 2014, ranks No. 6 in yards per reception (14.62) among NFL players with 300 or more catches
- While with Kansas City (2018-20), Watkins helped guide the Chiefs to three-consecutive AFC West titles, three-straight AFC Championship games and back-to-back Super Bowl appearances (2019-20) – winning the title in 2019
- Recorded a single-game career high in receiving yards (198) and receiving TDs (3) at Jax. (9/8/19)
- In 2017, led the Rams with 8 receiving TDs and was fourth in receiving yards (593)
- From 2014-17, ranked fourth in yards per reception (15.9) among players with 100 or more catches during that span

- His 125 catches and 2,029 yards from 2014-15 were the most ever by a Bills player in their first two NFL seasons
- In 2014, Watkins set a new Bills' rookie record in both receptions (65) and receiving yards (982), while adding 6 TDs

— PERSONAL —

- Is an avid bowler
- His older half-brother, Jaylen Watkins, played DB for the University of Florida and was drafted by the Eagles in 2014 (97 picks apart from Sammy)
- Watkins has three daughters, Samiah, Saliah and Azaria

— 2021 SEASON HIGHLIGHTS —

- Tallied 4 receptions for 49 yards in the 23-7 win at Den. (10/3)...Of his 4 receptions, 3 moved the chains, as the Ravens' attack recorded a season-high 14 passing first downs
- Recorded 68 yards on 4 receptions (17.0 avg) in the 19-17 win at Det. (9/26)...Registered a 36-yard gain on fourth-and-19 with :26 left in regulation to keep Baltimore's comeback chances alive and set up K Justin Tucker's game-winning and NFL-record 66-yard FG
- Recorded 4 receptions for 44 yards against his former team in the 36-35 win vs. KC (9/19)...Baltimore converted 6-of-11 (54.5%) third downs and scored a TD on all four red zone opportunities
- Finished his Ravens debut with a team-leading 96 receiving yards on 4 receptions, including a game-long 49-yard grab to set up a RB Latavius Murray TD, at LV (9/13)

SAMMY WATKINS' NFL REGULAR SEASON RUSHING/RECEIVING STATISTICS

DATE	TEAM	RECEIVING							RUSHING				
		GP	GS	NO.	YDS.	AVG.	LG	TD	NO.	YDS.	AVG.	LG	TD
2014	Bills	16	16	65	982	15.1	84	6	2	8	4.0	5	0
2015	Bills	13	13	60	1,047	17.5	63	9	1	1	1.0	1	0
2016	Bills	8	8	28	430	15.4	62	2	0	0	0.0	0	0
2017	Rams	15	14	39	593	15.2	67t	8	0	0	0.0	0	0
2018	Chiefs	10	9	40	519	13.0	50	3	5	52	10.4	31	0
2019	Chiefs	14	13	52	673	12.9	68t	3	2	12	6.0	11	0
2020	Chiefs	10	9	37	421	11.4	37	2	1	3	3.0	3	0
2021	Ravens	5	5	18	292	16.2	49	0	0	0	0.0	0	0
NFL TOTALS		91	87	339	4,957	14.6	84	33	11	76	6.9	31	0

SAMMY WATKINS' NFL POSTSEASON RUSHING/RECEIVING STATISTICS

DATE	TEAM	RECEIVING							RUSHING				
		GP	GS	NO.	YDS.	AVG.	LG	TD	NO.	YDS.	AVG.	LG	TD
2017	Rams	1	1	1	23	23.0	23	0	0	0	0.0	0	0
2018	Chiefs	2	2	10	176	17.6	54	0	1	-2	-2.0	-2	0
2019	Chiefs	3	3	14	288	20.6	60t	1	1	14	14.0	14	0
2020	Chiefs	1	0	1	13	13.0	13	0	0	0	0.0	0	0
NFL TOTALS		7	6	26	500	19.2	60T	1	2	12	6.0	14	0

14 SAMMY WATKINS

SINGLE-GAME HIGHS: RUSHING/RECEIVING

Rush Attempts

2 at Tennessee Titans, Nov 10, 2019
...1 more at 2.

Rushing Yards

31 at Pittsburgh Steelers, Sep 16, 2018

Longest Runs

31 at Pittsburgh Steelers, Sep 16, 2018

Receptions

11 vs. New York Jets, Jan 03, 2016

Receiving Yards

198 at Jacksonville Jaguars, Sep 08, 2019

Longest Receptions

84 at New York Jets, Oct 26, 2014

Receiving TDs

3 at Jacksonville Jaguars, Sep 08, 2019

All-Purpose Yards

198 at Jacksonville Jaguars, Sep 08, 2019

Miscellaneous Tackles

1 at Miami Dolphins, Dec 13, 2020

...6 more at 1.

Most TDs

3 at Jacksonville Jaguars, Sep 08, 2019

Receiving Average

52.3 at New York Jets, Oct 26, 2014

2021 GAME-BY-GAME REGULAR-SEASON STATISTICS (RAVENS)

DATE	OPPONENT	P/S	RECEIVING					RUSHING					W/L	SCORE
			NO.	YDS.	AVG.	LG	TD	NO.	YDS.	AVG.	LG	TD		
09/13	at Raiders	S	4	96	24.0	49	0	0	0	0.0	0	0	L	27-33+
09/19	Chiefs	S	4	44	11.0	19	0	0	0	0.0	0	0	W	36-35
09/26	at Lions	S	4	68	17.0	36	0	0	0	0.0	0	0	W	19-17
10/03	at Broncos	S	4	49	12.3	20	0	0	0	0.0	0	0	W	23-7
10/11	Colts	S	2	35	17.5	28	0	0	0	0.0	0	0	W	31-25+
2021 TOTALS		5-5	18	292	16.2	49	0	0	0	0.0	0	0	4-1	

+ - Overtime



57 KRISTIAN WELCH

LINEBACKER
6-3 | 240

COLLEGE: IOWA

BORN: 5/24/98, IOLA, WI

EXP. (NFL/RAVENS): 2/2

GP/GS (PLAYOFFS): 15/0 (2/0)



— KEY TRANSACTIONS —

- Signed to Baltimore's 53-man roster from the practice squad on 11/7/20
- Activated from the practice squad (standard elevation) on 10/18/20 (at Phi.) and 11/1/20 (vs. Pit.)
- Placed on Practice Squad Injured Reserve on 9/15/20
- Signed to the Ravens' practice squad on 9/6/20
- Waived by Baltimore on 9/5/20
- Signed with the Ravens as a undrafted rookie free agent on 5/6/20

- Made his NFL debut and produced 1 ST tackle in the 30-28 win at Phi. (10/18/20)

— PERSONAL —

- After Welch arrived for fall camp as a freshman at Iowa, he was discussed as a potential tight end option
- Was one of only 52 students in his high school graduating class

— CAREER HIGHLIGHTS —

- Played in eight games as a rookie in 2020, primarily on special teams, producing 4 special teams tackles for a unit that allowed only 5.7 yards per punt return (fourth in the NFL) and 21.1 yards per kickoff return (10th)

KRISTIAN WELCH'S NFL REGULAR SEASON DEFENSIVE STATISTICS

DATE	TEAM	GP	GS	TACKLES								INTERCEPTIONS					FUMBLES				ST				MISC					
				TK	S	A	TFL	YDS	SK	YDS	QBH	NO	YDS	LG	TD	PD	FF	FR	TD	YDS	TK	S	A	FF	FR	S	A			
2020	Ravens	10	0	0	0	0	0	0	0	0.0	0.0	0	0	0	0	0	0	0	0	0	0	0	0	5	3	2	0	0	0	0
2021	Ravens	5	0	0	0	0	0	0	0	0.0	0.0	0	0	0	0	0	0	0	0	0	0	0	0	2	1	1	0	0	0	0
NFL TOTALS		15	0	0	0	0	0	0	0	0.0	0.0	0	0	0	0	0	0	0	0	0	0	0	0	7	4	3	0	0	0	0

KRISTIAN WELCH'S NFL POSTSEASON DEFENSIVE STATISTICS

DATE	TEAM	GP	GS	TACKLES								INTERCEPTIONS					FUMBLES				ST				MISC					
				TK	S	A	TFL	YDS	SK	YDS	QBH	NO	YDS	LG	TD	PD	FF	FR	TD	YDS	TK	S	A	FF	FR	S	A			
2020	Ravens	2	0	0	0	0	0	0	0	0.0	0.0	0	0	0	0	0	0	0	0	0	0	0	0	1	0	1	0	0	0	0
NFL TOTALS		2	0	0	0	0	0	0	0	0.0	0.0	0	0	0	0	0	0	0	0	0	0	0	0	1	0	1	0	0	0	0

SINGLE-GAME HIGHS: DEFENSIVE

1 at Las Vegas Raiders, Sep 13, 2021
...5 more at 1.

Special Teams Tackles

2021 GAME-BY-GAME REGULAR-SEASON STATISTICS (RAVENS)

DATE	OPPONENT	P/S	TACKLES								INTERCEPTIONS					FUMBLES				ST				MISC		W/L	SCORE				
			TK	S	A	SK	YDS	TFL	YDS	QBH	NO	YDS	LG	TD	PD	FF	FR	TD	YDS	TK	S	A	FF	FR	S			A			
09/13	at Raiders	P	0	0	0	0.0	0.0	0	0	0	0	0	0	0	0	0	0	0	0	0	0	0	0	0	0	0	0	0	0	L	27-33+
09/19	Chiefs	P	0	0	0	0.0	0.0	0	0	0	0	0	0	0	0	0	0	0	0	0	0	0	0	0	0	0	0	0	0	W	36-35
09/26	at Lions	P	0	0	0	0.0	0.0	0	0	0	0	0	0	0	0	0	0	0	0	0	0	0	0	0	0	0	0	0	0	W	19-17
10/03	at Broncos	P	0	0	0	0.0	0.0	0	0	0	0	0	0	0	0	0	0	0	0	0	0	0	0	0	0	0	0	0	0	W	23-7
10/11	Colts	P	0	0	0	0.0	0.0	0	0	0	0	0	0	0	0	0	0	0	0	0	0	0	0	1	0	1	0	0	0	W	31-25+
2021 TOTALS		5-0	0	0	0	0.0	0.0	0	0	0	0	0	0	0	0	0	0	0	0	0	0	0	0	2	1	1	0	0	0	0	4-1

+ - Overtime



30

CHRIS WESTRY

CORNERBACK
6-4 | 197

COLLEGE: KENTUCKY

BORN: 7/10/97, ORANGE PARK, FL

EXP. (NFL/RAVENS): 2/1

GP/GS (PLAYOFFS): 3/0



— KEY TRANSACTIONS —

- Placed on Injured Reserve on 9/17/21
- Signed a Reserve/Future contract with the Ravens on 1/18/21
- Placed on Dallas' Practice Squad Injured Reserve (knee) on 12/26/20
- Activated from the practice squad on 12/13/20 at Cin. and 12/20/20 at SF
- Signed to the Cowboys' practice squad on 9/6/20
- Waived by Dallas on 9/5/20
- Placed on Injured Reserve (hamstring) on 8/31/19
- Originally signed with the Cowboys as a rookie free agent on 5/10/19

— CAREER HIGHLIGHTS —

- Has appeared in three games, totaling 3 solo tackles and 1 TFL, while adding 1 ST (solo) tackle

— PERSONAL —

- Enjoys photography as a hobby
- Other than playing in the NFL, his dream job is to work for Google
- While at Kentucky, he snapped former Cowboys' teammate QB Dak Prescott's collegiate streak of 289 passes without an interception
- Majored in media arts and studies at Kentucky

— 2021 SEASON HIGHLIGHTS —

- Made his Ravens debut, posting 2 solo tackles and 1 TFL at LV (9/13)... Helped hold the Raiders to 3-of-6 in red zone TD efficiency, limiting them to 1 FG, forcing 1 turnover on downs and making 1 INT (CB Anthony Averett) inside the 20

CHRIS WESTRY'S NFL REGULAR SEASON DEFENSIVE STATISTICS

DATE	TEAM	GP	GS	TACKLES							INTERCEPTIONS					FUMBLES				ST				MISC			
				TK	S	A	TFL	YDS	SK	YDS	QBH	NO	YDS	LG	TD	PD	FF	FR	TD	YDS	TK	S	A	FF	FR	S	A
2019	Cowboys	0	0	0	0	0	0	0	0.0	0.0	0	0	0	0	0	0	0	0	0	0	0	0	0	0	0	0	0
2020	Cowboys	2	0	1	1	0	0	0	0.0	0.0	0	0	0	0	0	0	0	0	0	0	0	0	0	0	0	0	0
2021	Ravens	1	0	2	2	0	1	2	0.0	0.0	0	0	0	0	0	0	0	0	0	0	1	1	0	0	0	0	0
NFL TOTALS		3	0	3	3	0	1	2	0.0	0.0	0	0	0	0	0	0	0	0	0	0	1	1	0	0	0	0	0

SINGLE-GAME HIGHS: DEFENSIVE

Total Tackles

2 at Las Vegas Raiders, Sep 13, 2021

Special Teams Tackles

1 at Las Vegas Raiders, Sep 13, 2021

Tackles For Loss

1 at Las Vegas Raiders, Sep 13, 2021

2021 GAME-BY-GAME REGULAR-SEASON STATISTICS (RAVENS)

DATE	OPPONENT	P/S	TACKLES							INTERCEPTIONS					FUMBLES				ST				MISC		W/L	SCORE		
			TK	S	A	SK	YDS	TFL	YDS	QBH	NO	YDS	LG	TD	PD	FF	FR	TD	YDS	TK	S	A	FF	FR			S	A
09/13	at Raiders	P	2	2	0	0.0	0.0	1	2	0	0	0	0	0	0	0	0	0	0	0	1	1	0	0	0	0	L	27-33+
09/19	Chiefs																									W	36-35	
09/26	at Lions																									W	19-17	
10/03	at Broncos																									W	23-7	
10/11	Colts																									W	31-25+	
2021 TOTALS		1-0	2	2	0	0.0	0.0	1	2	0	0	0	0	0	0	0	0	0	0	0	1	1	0	0	0	0	0	4-1

+ - Overtime



39 MAZZI WILKINS

DEFENSIVE BACK
6-0 | 191

COLLEGE: SOUTH FLORIDA
BORN: 10/12/95, TAMPA, FL
EXP. (NFL/RAVENS): 3/1

GP/GS (PLAYOFFS): 6/0



— KEY TRANSACTIONS —

- Signed to Baltimore's practice squad on 10/4/21
- Released by Arizona on 9/29/21
- Signed to the Cardinals' practice squad on 9/22/21
- Released by the Buccaneers on 1/5/21
- Signed to Tampa Bay's practice squad on 10/20/20
- Released by the Buccaneers on 9/21/20
- Signed to Tampa Bay's active roster from the practice squad on 9/19/20
- Activated from the practice squad (standard elevation) on 9/13/20 at NO
- Signed to Tampa Bay's practice squad on 9/6/20
- Released by the Buccaneers on 9/5/20
- Signed the Tampa Bay's active roster from the practice squad on 11/13/19

- Signed to the Buccaneers' practice squad on 9/1/19
- Released by Tampa Bay on 8/31/19
- Originally signed as a rookie free agent with the Buccaneers on 7/24/19

— CAREER HIGHLIGHTS —

- Appeared in six games over two seasons (2019-20) with the Buccaneers, amassing 3 solo tackles

— PERSONAL —

- Signed with the Winnipeg Blue Bombers of the CFL before joining the Cardinals' practice squad in 2021
- Majored in health sciences at the University of South Florida
- Enjoys fishing

MAZZI WILKINS' NFL REGULAR SEASON DEFENSIVE STATISTICS

DATE	TEAM	GP	GS	TACKLES							INTERCEPTIONS					FUMBLES					ST				MISC		
				TK	S	A	TFL	YDS	SK	YDS	QBH	NO	YDS	LG	TD	PD	FF	FR	TD	YDS	TK	S	A	FF	FR	S	A
2019	Buccaneers	5	0	3	3	0	0	0	0.0	0.0	0	0	0	0	0	0	0	0	0	0	0	0	0	0	0	0	
2020	Buccaneers	1	0	0	0	0	0	0	0.0	0.0	0	0	0	0	0	0	0	0	0	0	0	0	0	0	0		
2021	Cardinals	0	0	0	0	0	0	0	0.0	0.0	0	0	0	0	0	0	0	0	0	0	0	0	0	0	0		
				Went from Arizona to Baltimore.																							
2021	Ravens	0	0	0	0	0	0	0	0.0	0.0	0	0	0	0	0	0	0	0	0	0	0	0	0	0	0		
2021	TOTAL	0	0	0	0	0	0	0	0.0	0.0	0	0	0	0	0	0	0	0	0	0	0	0	0	0	0		
NFL TOTALS		6	0	3	3	0	0	0	0.0	0.0	0	0	0	0	0	0	0	0	0	0	0	0	0	0	0		

MAZZI WILKINS' NFL POSTSEASON DEFENSIVE STATISTICS

DATE	TEAM	GP	GS	TACKLES							INTERCEPTIONS					FUMBLES					ST				MISC	
				TK	S	A	TFL	YDS	SK	YDS	QBH	NO	YDS	LG	TD	PD	FF	FR	TD	YDS	TK	S	A	FF	FR	S
2020	Buccaneers	0	0	0	0	0	0	0	0.0	0.0	0	0	0	0	0	0	0	0	0	0	0	0	0	0	0	
NFL TOTALS		0	0	0	0	0	0	0	0.0	0.0	0	0	0	0	0	0	0	0	0	0	0	0	0	0	0	

SINGLE-GAME HIGHS: DEFENSIVE

Total Tackles

2 at Jacksonville Jaguars, Dec 01, 2019

2021 GAME-BY-GAME REGULAR-SEASON STATISTICS [CARDINALS/RAVENS]

DATE	OPPONENT	P/S	TACKLES							INTERCEPTIONS					FUMBLES					ST				MISC			
			TK	S	A	SK	YDS	TFL	YDS	QBH	NO	YDS	LG	TD	PD	FF	FR	TD	YDS	TK	S	A	FF	FR	S	A	W/L
09/12	at Titans																									W	38-13
09/19	Vikings																									W	34-33
09/26	at Jaguars																									W	31-19
10/03	at Rams																									W	37-20
				Went from Cardinals to Ravens.																							
10/11	Colts																									W	31-25+
2021 TOTALS			0	0	0	0.0	0.0	0	0	0	0	0	0	0	0	0	0	0	0	0	0	0	0	0	0	5-0	

+ - Overtime



98



BRANDON WILLIAMS

DEFENSIVE TACKLE

COLLEGE: MISSOURI SOUTHERN ST.

BORN: 2/21/89, KIRKWOOD, MO

6-1 | 336

EXP. (NFL/RAVENS): 9/9

GP/GS (PLAYOFFS): 114/105 (6/6)



— KEY TRANSACTIONS —

- Re-signed (five-year deal) as an unrestricted free agent with the Ravens on 3/13/17
- Selected by the Ravens in the third round (94th overall) of the 2013 NFL Draft

— HONORS —

- Pro Bowl (2018)

— CAREER HIGHLIGHTS —

- Since 2014, when Williams became a full-time starter, Baltimore's rush defense ranks No. 1 in the NFL (96.7 ypg)
- In 2020, started all 13 games in which he played, registering 33 tackles (19 solo), 2 TFL, 1 QBH and 2 PD...Helped Baltimore's defense rank No. 2 in both points allowed (18.9) and third-down efficiency (34.0%)
- In 2019, tallied 34 tackles, 1 sack and 1 FR, helping Baltimore's "D" rank No. 3 in points (17.6) and No. 4 in yards (300.6) allowed per game...Was once again a standout for the Ravens' No. 5 rushing defense (93.4 ypg)
- In 2018, earned his first-career Pro Bowl nod, recording 34 tackles, 1 PD and 1 sack for the league's No. 1 overall (292.9 ypg) and No. 2 scoring (17.9 ppg) defense
- Scored his first-career TD on a fumble recovery in a 27-10 win at Cle. (12/17/17)
- In 2016, anchored the league's No. 5 rush defense (89.4 ypg), recording 51 tackles (34 solo), 1 sack and 1 PD...Williams' 51 total tackles ranked third most among NFL nose tackles
- Produced a career-high 8 tackles (5 solo), including 2 TFL and 1 sack at NYJ (10/23/16)...Also blocked a FG

- In 2015, Williams set career highs in tackles (53), solo stops (35), sacks (2) and PD (2), adding 1 FF
- In 2015, Williams, Jurrell Casey, Kawann Short & Ndamukong Suh were the NFL's only DTs with at least 30 solo tackles, 2 sacks & 2 PD on the season
- Recorded his first-career sack (-5 yards) at Pit. (10/20/13)
- Posted a FR, which later led to a Ravens' TD, in his NFL debut at Buf. (9/29/13)

— PERSONAL —

- Brandon and wife, Alyssa, have two sons, Ryder (9) and Nash (5), and a girl, Rami (2)
- Is a talented singer who enjoys listening to and singing all types of music
- Appeared on the 2018 CBS TV show "Most Valuable Performer" and sang the Bruno Mars song "What I Like"...Teammate K Justin Tucker was also on the show, with Tucker winning the competition
- Considered one of the team's best dancers, particularly known for his "Carlton Dance"
- While in college, worked a part-time job cleaning/hauling porta-potties...Did that for three summers and didn't quit until just eight months before becoming a Raven

— 2021 SEASON HIGHLIGHTS —

- Registered 3 tackles and 1 FR in the 31-25 win vs. Ind. (10/11), as Baltimore limited Indianapolis to 1-of-4 (25%) in the red zone

BRANDON WILLIAMS' NFL REGULAR SEASON DEFENSIVE STATISTICS

DATE	TEAM	GP	GS	TACKLES							INTERCEPTIONS					FUMBLES				ST					MISC							
				TK	S	A	TFL	YDS	SK	YDS	QBH	NO	YDS	LG	TD	PD	FF	FR	TD	YDS	TK	S	A	FF	FR	S	A					
2013	Ravens	7	0	6	3	3	2	7	1.0	5.0	1	0	0	0	0	0	0	0	0	0	0	0	0	0	0	0	0	0	0	0	0	0
2014	Ravens	16	14	47	25	22	2	9	0.5	4.5	2	0	0	0	0	0	2	1	0	0	0	0	0	0	0	0	0	0	0	0	0	0
2015	Ravens	16	16	53	35	18	9	29	2.0	19.0	4	0	0	0	0	2	1	0	0	0	0	0	0	0	0	0	0	0	0	0	0	0
2016	Ravens	16	16	51	34	17	4	8	1.0	3.0	2	0	0	0	0	1	0	0	0	0	0	0	0	0	0	0	0	0	0	0	0	0
2017	Ravens	12	12	30	18	12	5	13	0.0	0.0	2	0	0	0	0	2	0	1	1	1	0	0	0	0	0	0	0	0	0	0	0	0
2018	Ravens	16	16	34	21	13	3	12	1.0	8.0	1	0	0	0	0	1	0	0	0	0	0	0	0	0	0	0	0	0	0	0	0	0
2019	Ravens	14	14	34	13	21	2	8	1.0	6.0	5	0	0	0	0	0	0	1	0	0	0	0	0	0	0	0	0	0	0	0	0	0
2020	Ravens	13	13	33	19	14	2	2	0.0	0.0	1	0	0	0	0	2	0	0	0	0	0	0	0	0	0	0	0	0	0	0	0	0
2021	Ravens	4	4	8	3	5	1	1	0.0	0.0	0	0	0	0	0	0	0	1	0	0	0	0	0	0	0	0	0	0	0	0	0	0
NFL TOTALS		114	105	296	171	125	30	89	6.5	45.5	18	0	0	0	0	8	3	5	1	1	0	0	0	0	0	0	0	0	0	0	0	0

98 BRANDON WILLIAMS

BRANDON WILLIAMS' NFL POSTSEASON DEFENSIVE STATISTICS

DATE	TEAM	GP	GS	TACKLES							INTERCEPTIONS					FUMBLES				ST				MISC							
				TK	S	A	TFL	YDS	SK	YDS	QBH	NO	YDS	LG	TD	PD	FF	FR	TD	YDS	TK	S	A	FF	FR	S	A				
2014	Ravens	2	2	7	5	2	2	12	1.0	9.0	2	0	0	0	0	0	0	0	0	0	0	0	0	0	0	0	0	0	0	0	0
2018	Ravens	1	1	2	1	1	0	0	0.0	0.0	0	0	0	0	0	0	0	0	0	0	0	0	0	0	0	0	0	0	0	0	
2019	Ravens	1	1	6	5	1	1	4	0.0	0.0	0	0	0	0	0	0	0	0	0	0	0	0	0	0	0	0	0	0	0	0	
2020	Ravens	2	2	6	3	3	0	0	0.0	0.0	0	0	0	0	0	0	0	0	0	0	0	0	0	0	0	0	0	0	0	0	
NFL TOTALS		6	6	21	14	7	3	16	1.0	9.0	2	0	0	0	0	0	0	0	0	0	0	0	0	0	0	0	0	0	0	0	

SINGLE-GAME HIGHS: DEFENSIVE

Total Tackles	8 at Dallas Cowboys, Nov 20, 2016 ...2 more at 8.	Fumble Recoveries	1 vs. San Francisco 49ers, Dec 01, 2019 ...3 more at 1.
Sacks	1.0 vs. Houston Texans, Nov 17, 2019 ...5 more at 1.0.	Tackles For Loss	3 vs. Miami Dolphins, Oct 26, 2017
Passes Defensed	1 at Cleveland Browns, Dec 14, 2020 ...7 more at 1.	Longest Opponent's Fumble Return	1 at Cleveland Browns, Dec 17, 2017
Forced Fumbles	1 vs. St. Louis Rams, Nov 22, 2015 ...2 more at 1.		

2021 GAME-BY-GAME REGULAR-SEASON STATISTICS (RAVENS)

DATE	OPPONENT	P/S	TACKLES							INTERCEPTIONS					FUMBLES				ST				MISC		W/L	SCORE		
			TK	S	A	SK	YDS	TFL	YDS	QBH	NO	YDS	LG	TD	PD	FF	FR	TD	YDS	TK	S	A	FF	FR			S	A
09/13	at Raiders	S	3	2	1	0.0	0.0	1	1	0	0	0	0	0	0	0	0	0	0	0	0	0	0	0	0	0	L	27-33+
09/19	Chiefs	S	0	0	0	0.0	0.0	0	0	0	0	0	0	0	0	0	0	0	0	0	0	0	0	0	0	0	W	36-35
09/26	at Lions										RESERVE/COVID-19																W	19-17
10/03	at Broncos	S	2	0	2	0.0	0.0	0	0	0	0	0	0	0	0	0	0	0	0	0	0	0	0	0	0	0	W	23-7
10/11	Colts	S	3	1	2	0.0	0.0	0	0	0	0	0	0	0	0	1	0	0	0	0	0	0	0	0	0	0	W	31-25+
2021 TOTALS		4-4	8	3	5	0.0	0.0	1	1	0	0	0	0	0	0	1	0	0	0	0	0	0	0	0	0	0	4-1	

+ - Overtime





34 TY'SON WILLIAMS

COLLEGE: BYU
 RUNNING BACK BORN: 9/20/96, SUMTER, SC
 6-0 | 220 EXP. (NFL/RAVENS): 2/2 GP/GS (PLAYOFFS): 4/3



— KEY TRANSACTIONS —

- Signed a Reserve/Future contract with Baltimore on 1/18/21
- Was activated from the practice squad (COVID replacement elevation) on 12/2/20 at Pit.
- Signed to Baltimore's practice squad on 9/6/20
- Waived by the Ravens on 9/5/20
- Signed with Baltimore as a rookie free agent on 8/29/20

— CAREER HIGHLIGHTS —

- Finished with 9 carries for 65 yards and 1 TD, while adding 3 receptions for 29 yards in his NFL debut at LV (9/13/21)... Scored his first-career TD on a 35-yard fourth-down run... Became just the 14th undrafted player since the 1970 NFL merger, and first since RB Jalen Richard in 2016, to record at least 65 rushing yards and 1 rushing TD in his NFL debut

— PERSONAL —

- In pursuit of his NFL dreams, held his own recorded workouts that he was able to send to NFL teams

— 2021 SEASON HIGHLIGHTS —

- Tallied 77 rushing yards on 13 carries (5.9 avg), while adding 2 receptions for 16 yards in the 36-35 win vs. KC (9/19)... Baltimore eclipsed 100 rushing yards for the 41st-straight game, as the offense converted 6-of-11 (54.5%) third downs and scored a TD on all four red zone opportunities
- Finished with 9 carried for 65 yards and 1 TD, while adding 3 receptions for 29 yards in his NFL debut at LV (9/13)... Scored his first-career TD on a 35-yard fourth-down run to give the Ravens their opening points of the game... Also became just the 14th undrafted player since the 1970 NFL merger – and first since RB Jalen Richard in 2016 – to record at least 65 rushing yards and 1 rushing TD in an NFL debut

TY'SON WILLIAMS' NFL REGULAR SEASON RUSHING/RECEIVING STATISTICS

DATE	TEAM	GP	GS	RUSHING					RECEIVING				
				NO.	YDS.	AVG.	LG	TD	NO.	YDS.	AVG.	LG	TD
2020	Ravens	0	0	0	0	0.0	0	0	0	0	0.0	0	0
2021	Ravens	4	3	31	170	5.5	35t	1	7	60	8.6	21	0
NFL TOTALS		4	3	31	170	5.5	35T	1	7	60	8.6	21	0

TY'SON WILLIAMS' NFL POSTSEASON RUSHING/RECEIVING STATISTICS

DATE	TEAM	GP	GS	RUSHING					RECEIVING				
				NO.	YDS.	AVG.	LG	TD	NO.	YDS.	AVG.	LG	TD
2020	Ravens	0	0	0	0	0.0	0	0	0	0	0.0	0	0
NFL TOTALS		0	0	0	0	0.0	0	0	0	0	0.0	0	0

SINGLE-GAME HIGHS: RUSHING/RECEIVING

Rush Attempts 13 vs. Kansas City Chiefs, Sep 19, 2021
Rushing Yards 77 vs. Kansas City Chiefs, Sep 19, 2021
Longest Runs 35t at Las Vegas Raiders, Sep 13, 2021
Rushing TDs 1 at Las Vegas Raiders, Sep 13, 2021
Receptions 3 at Las Vegas Raiders, Sep 13, 2021
Receiving Yards 29 at Las Vegas Raiders, Sep 13, 2021

Longest Receptions 21 at Las Vegas Raiders, Sep 13, 2021
All-Purpose Yards 94 at Las Vegas Raiders, Sep 13, 2021
Most TDs 1 at Las Vegas Raiders, Sep 13, 2021
Rushing Average 7.2 at Las Vegas Raiders, Sep 13, 2021
Receiving Average 9.7 at Las Vegas Raiders, Sep 13, 2021

2021 GAME-BY-GAME REGULAR-SEASON STATISTICS (RAVENS)

DATE	OPPONENT	P/S	RUSHING					RECEIVING					W/L	SCORE	
			NO.	YDS.	AVG.	LG	TD	NO.	YDS.	AVG.	LG	TD			
09/13	at Raiders	S	9	65	7.2	35t	1	3	29	9.7	21	0	L	27-33+	
09/19	Chiefs	S	13	77	5.9	20	0	2	16	8.0	9	0	W	36-35	
09/26	at Lions	S	5	22	4.4	12	0	0	0	0.0	0	0	W	19-17	
10/03	at Broncos		ON INACTIVE LIST											W	23-7
10/11	Colts	P	4	6	1.5	5	0	2	15	7.5	8	0	W	31-25+	
2021 TOTALS		4-3	31	170	5.5	35T	1	7	60	8.6	21	0	4-1		

+ - Overtime



95

DEREK WOLFE

DEFENSIVE END

6-5 | 285

COLLEGE: CINCINNATI

BORN: 2/24/90, EAST LIVERPOOL, OH

EXP. (NFL/RAVENS): 10/2

GP/GS (PLAYOFFS): 122/116 (7/6)



— KEY TRANSACTIONS —

- Placed on Injured Reserve (back) on 10/2/21
- Re-signed (three-year deal) with the Ravens on 3/16/21
- Signed a one-year deal with the Ravens as an unrestricted free agent (Den.) on 3/31/20
- Placed on Injured Reserve (elbow) on 12/2/19
- Placed on Injured Reserve (neck) on 12/5/17
- Re-signed with the Broncos on 1/15/16
- Placed on Injured Reserve (illness) on 1/14/14
- Originally selected by the Denver Broncos in the second round (36th overall) of the 2012 NFL Draft

— HONORS —

- AFC Defensive Player of the Week (Week 8, 2015)

— CAREER HIGHLIGHTS —

- Since entering the NFL in 2012, has started in 116 of 122 regular season contests and six of seven postseason contests in which he's appeared in...Owns 350 tackles (225 solo), 34 sacks, 17 PD, 1 INT, 1 FF and 3 FRs in his career
- Matched his career high with 51 tackles in 2020, also recording 1 sack, 6 TFL, 4 QBHs, 1 FR and 2 PD in 14 games (eight starts)...Helped Baltimore's defense rank No. 2 in both points allowed (18.9) and third-down efficiency (34.0%)
- In 2019, posted a career-best 7 sacks, to go along with 34 tackles (22 solo), 1 PD and 1 FF

- Started all 16 games in 2018 and collected 43 tackles (22 solo), 1.5 sacks, 3 TFL, 6 PD and 1 FR
- Produced a career-best 51 tackles (33 solo) in 2016, adding 5.5 sacks, 4 TFL and 4 PD
- Helped Denver finish as the highest-ranked pass defense (185.8 avg.) and fourth-best total defense (316.1 ypg) in 2016
- Contributed to a Denver defense that finished ranked as the league's best (283.1 avg.) in 2015, en route to capturing the Super Bowl 50 title for Denver's third Lombardi Trophy in franchise history
- Named AFC Defensive Player of the Week after posting 7 tackles (3 solo) and 1 TFL vs. GB (11/1/15)
- Opened all 16 contests in 2012 to join Barney Chavous (1973) as the only Broncos defensive linemen to do so

— PERSONAL —

- Named the recipient of the 2015 Lou Holtz/Ohio Valley Hall of Fame Banquet's Lifetime Achievement Award
- Almost declared for the 2011 draft after his junior year because he only had seven dollars to his name, but changed his mind after speaking with his former head coach at Cincinnati, Butch Jones
- As a teenager, was unable to find a permanent home for several years until moving in with the family of his friend, Logan Hoppel

DEREK WOLFE'S NFL REGULAR SEASON DEFENSIVE STATISTICS

DATE	TEAM	GP	GS	TACKLES							INTERCEPTIONS					FUMBLES				ST				MISC					
				TK	S	A	TFL	YDS	SK	YDS	QBH	NO	YDS	LG	TD	PD	FF	FR	TD	YDS	TK	S	A	FF	FR	S	A		
2012	Broncos	16	16	40	26	14	9	0	6.0	41.0	8	0	0	0	0	2	0	0	0	0	0	0	0	0	0	0	0	0	0
2013	Broncos	11	11	16	11	5	7	36	4.0	34.0	8	0	0	0	0	0	0	1	0	1	0	0	0	0	0	0	0	0	
2014	Broncos	16	16	35	24	11	0	0	1.5	1.0	5	0	0	0	0	1	0	0	0	0	0	0	0	0	0	0	0	0	
2015	Broncos	12	12	49	35	14	9	39	5.5	38.5	13	0	0	0	0	1	0	0	0	0	0	0	0	0	0	0	0	0	
2016	Broncos	14	14	51	38	13	4	21	5.5	32.0	19	0	0	0	0	4	0	0	0	0	0	0	0	0	0	0	0	0	
2017	Broncos	11	11	31	18	13	6	30	2.0	13.0	6	0	0	0	0	0	0	0	0	0	0	0	0	0	0	0	0	0	
2018	Broncos	16	16	43	31	12	3	11	1.5	13.5	6	1	2	2	0	6	0	1	0	0	0	0	0	0	0	0	0	0	
2019	Broncos	12	12	34	23	11	8	47	7.0	41.0	12	0	0	0	0	1	1	0	0	0	0	0	0	0	0	0	0	0	
2020	Ravens	14	8	51	19	32	6	9	1.0	5.0	4	0	0	0	0	2	0	1	0	0	0	0	0	0	0	0	0	0	
2021	Ravens	0	0	0	0	0	0	0	0.0	0.0	0	0	0	0	0	0	0	0	0	0	0	0	0	0	0	0	0	0	
NFL TOTALS		122	116	350	225	125	52	193	34.0	219.0	81	1	2	2	0	17	1	3	0	1	0	0	0	0	0	0	0	0	

DEREK WOLFE'S NFL POSTSEASON DEFENSIVE STATISTICS

DATE	TEAM	GP	GS	TACKLES							INTERCEPTIONS					FUMBLES				ST				MISC					
				TK	S	A	TFL	YDS	SK	YDS	QBH	NO	YDS	LG	TD	PD	FF	FR	TD	YDS	TK	S	A	FF	FR	S	A		
2012	Broncos	1	1	3	2	1	0	0	0.0	0.0	0	0	0	0	0	0	0	0	0	0	0	0	0	0	0	0	0	0	0
2013	Broncos	0	0	0	0	0	0	0	0.0	0.0	0	0	0	0	0	0	0	0	0	0	0	0	0	0	0	0	0	0	0
2014	Broncos	1	1	3	2	1	0	0	0.0	0.0	2	0	0	0	0	0	0	0	0	0	0	0	0	0	0	0	0	0	0
2015	Broncos	3	3	15	10	5	2	10	2.5	15.0	5	0	0	0	0	1	0	0	0	0	0	0	0	0	0	0	0	0	0
2020	Ravens	2	1	7	5	2	1	7	1.0	7.0	2	0	0	0	0	0	0	0	0	0	0	0	0	0	0	0	0	0	0
NFL TOTALS		7	6	28	19	9	3	17	3.5	22.0	9	0	0	0	0	1	0	0	0	0	0	0	0	0	0	0	0	0	0

95 DEREK WOLFE

SINGLE-GAME HIGHS: DEFENSIVE

Total Tackles 9 vs. Dallas Cowboys, Dec 08, 2020
...1 more at 9.

Sacks 2.5 at Tampa Bay Buccaneers, Oct 02, 2016

Passes Defensed 2 at New York Jets, Oct 07, 2018
...1 more at 2.

Forced Fumbles 1 at Indianapolis Colts, Oct 27, 2019

Fumble Recoveries 1 vs. Jacksonville Jaguars, Dec 20, 2020
...2 more at 1.

Tackles For Loss 3 vs. Cincinnati Bengals, Nov 19, 2017

Interceptions 1 at New York Jets, Oct 07, 2018

Interception Return Yards 2 at New York Jets, Oct 07, 2018

2021 GAME-BY-GAME REGULAR-SEASON STATISTICS (RAVENS)

DATE	OPPONENT	P/S	TACKLES				INTERCEPTIONS				FUMBLES				ST				MISC				W/L	SCORE			
			TK	S	A	SK	YDS	TFL	YDS	QBH	NO	YDS	LG	TD	PD	FF	FR	TD	YDS	TK	S	A			FF	FR	S
09/13	at Raiders																									L	27-33+
09/19	Chiefs																									W	36-35
09/26	at Lions																									W	19-17
10/03	at Broncos																									W	23-7
10/11	Colts																									W	31-25+
2021 TOTALS			0	0	0	0.0	0.0	0	0	0	0	0	0	0	0	0	0	0	0	0	0	0	0	0	0	4-1	

+ - Overtime



25

TAVON YOUNG

CORNERBACK
5-9 | 185

COLLEGE: TEMPLE

BORN: 3/14/94, OXON HILL, MD

EXP. (NFL/RAVENS): 6/6

GP/GS (PLAYOFFS): 38/18



— KEY TRANSACTIONS —

- Placed on Injured Reserve (knee) on 9/28/20
- Placed on Injured Reserve (neck) on 8/31/19
- Re-signed (four-year contract, three-year extension) with Baltimore on 2/22/19
- Placed on Injured Reserve on 9/1/17 after suffering a knee injury during 2017 June OTAs
- Selected by the Ravens in the fourth round (104th overall) of the 2016 NFL Draft...Young was the first of five players selected in the fourth round

— CAREER HIGHLIGHTS —

- In 2018, tallied 36 tackles (34 solo), 5 PD, 2 sacks, 2 FR-TDs and 1 INT for the league's No. 1 overall (292.9 ypg) and No. 2 scoring (17.9 ppg) defense...His 62-yard-long FR-TD at LAC stands as a franchise record
- Was one of four NFL players to score multiple defensive TDs (both FRs) in 2018
- Posted his second scoop-and-score of the 2018 season, returning a FR a franchise-record 62 yards to seal the Ravens' victory at LAC (12/22/18)
- Scored the first TD of his career when he ran 12 yards after recovering a FF in the 26-16 win at Atl. (12/2/18)
- Became the second Ravens DB (Bennie Thompson, 3 on

11/10/96 at Jax.) ever to record at least 2 sacks in a game in the 47-3 season-opening win vs. Buf. (9/9/18)

- In the first start of Young's career, intercepted QB Eli Manning at NYG (10/16/16)
- Recorded his first-career INT and posted 3 special teams tackles at Jax. (9/25/16)
- Scored Baltimore's first 2 points on a defensive 2-point conversion, when he scooped up a blocked PAT and returned it for a score in a 25-20 win at Cle. (9/18/17)

— PERSONAL —

- Majored in adult and organizational development

— 2021 SEASON HIGHLIGHTS —

- Posted his second sack (-7 yards) of the season on third down while registering 4 tackles, 3 TFL, 1 QBH and 1 PD in the 31-25 win vs. Ind. (10/11), as Baltimore limited Indianapolis to 1-of-4 (25%) in the red zone
- Registered 3 tackles, 1 sack (the third of his career), 1 TFL, 1 QBH in the 19-17 win at Det. (9/26)
- Recorded his fourth-career INT and first since 2018 in the 36-35 win vs. KC (9/19)...The pick also marked the first INT thrown by QB Patrick Mahomes in 12 September starts throughout his career...Baltimore limited Kansas City to 1-of-6 (16.7%) on third down

TAVON YOUNG'S NFL REGULAR SEASON DEFENSIVE STATISTICS

DATE	TEAM	GP	GS	TACKLES							QBH	INTERCEPTIONS					FUMBLES				ST					MISC	
				TK	S	A	TFL	YDS	SK	YDS		NO	YDS	LG	TD	PD	FF	FR	TD	YDS	TK	S	A	FF	FR	S	A
2016	Ravens	16	11	50	41	9	2	4	0.0	0.0	1	2	22	16	0	8	0	1	0	0	3	3	0	0	0	0	0
2017	Ravens	0	0	0	0	0	0	0	0.0	0.0	0	0	0	0	0	0	0	0	0	0	0	0	0	0	0	0	
2018	Ravens	15	6	36	34	2	5	12	2.0	7.0	2	1	0	0	0	5	0	2	2	74	1	1	0	0	1	0	0
2019	Ravens	0	0	0	0	0	0	0	0.0	0.0	0	0	0	0	0	0	0	0	0	0	0	0	0	0	0	0	0
2020	Ravens	2	0	2	2	0	0	0	0.0	0.0	0	0	0	0	0	0	0	0	0	0	0	0	0	0	0	0	0
2021	Ravens	5	1	10	9	1	4	23	2.0	20.0	3	1	0	0	0	2	0	0	0	0	1	1	0	0	0	0	0
NFL TOTALS		38	18	98	86	12	11	39	4.0	27.0	6	4	22	16	0	15	0	3	2	74	5	5	0	0	1	0	0

TAVON YOUNG'S NFL POSTSEASON DEFENSIVE STATISTICS

DATE	TEAM	GP	GS	TACKLES							QBH	INTERCEPTIONS					FUMBLES				ST					MISC	
				TK	S	A	TFL	YDS	SK	YDS		NO	YDS	LG	TD	PD	FF	FR	TD	YDS	TK	S	A	FF	FR	S	A
2018	Ravens	0	0	0	0	0	0	0	0.0	0.0	0	0	0	0	0	0	0	0	0	0	0	0	0	0	0	0	0
2019	Ravens	0	0	0	0	0	0	0	0.0	0.0	0	0	0	0	0	0	0	0	0	0	0	0	0	0	0	0	0
2020	Ravens	0	0	0	0	0	0	0	0.0	0.0	0	0	0	0	0	0	0	0	0	0	0	0	0	0	0	0	0
NFL TOTALS		0	0	0	0	0	0	0	0.0	0.0	0	0	0	0	0	0	0	0	0	0	0	0	0	0	0	0	0



25 TAVON YOUNG

SINGLE-GAME HIGHS: DEFENSIVE

Total Tackles 6 at New York Jets, Oct 23, 2016
Sacks 2.0 vs. Buffalo Bills, Sep 09, 2018
Passes Defensed 2 vs. Cincinnati Bengals, Nov 27, 2016
 ...1 more at 2.
Fumble Recoveries 1 at Los Angeles Chargers, Dec 22, 2018
 ...2 more at 1.
Tackles For Loss 3 vs. Indianapolis Colts, Oct 11, 2021

Interceptions 1 vs. Kansas City Chiefs, Sep 19, 2021
 ...3 more at 1.
Interception Return Yards 16 at New York Giants, Oct 16, 2016
Special Teams Tackles 3 at Jacksonville Jaguars, Sep 25, 2016
Special Teams Fumble Recoveries 1 at Cincinnati Bengals, Sep 13, 2018

2021 GAME-BY-GAME REGULAR-SEASON STATISTICS (RAVENS)

DATE	OPPONENT	P/S	TACKLES							INTERCEPTIONS					FUMBLES				ST			MISC		W/L	SCORE			
			TK	S	A	SK	YDS	TFL	YDS	QBH	NO	YDS	LG	TD	PD	FF	FR	TD	YDS	TK	S	A	FF			FR	S	A
09/13	at Raiders	P	3	2	1	0.0	0.0	0	0	0	0	0	0	0	0	0	0	0	0	0	0	0	0	0	0	0	L	27-33+
09/19	Chiefs	S	0	0	0	0.0	0.0	0	0	0	1	0	0	0	1	0	0	0	0	0	0	0	0	0	0	0	W	36-35
09/26	at Lions	P	3	3	0	1.0	13.0	1	13	1	0	0	0	0	0	0	0	0	0	0	0	0	0	0	0	0	W	19-17
10/03	at Broncos	P	0	0	0	0.0	0.0	0	0	1	0	0	0	0	0	0	0	0	0	1	1	0	0	0	0	0	W	23-7
10/11	Colts	P	4	4	0	1.0	7.0	3	10	1	0	0	0	0	1	0	0	0	0	0	0	0	0	0	0	0	W	31-25+
2021 TOTALS		5-1	10	9	1	2.0	20.0	4	23	3	1	0	0	0	2	0	0	0	0	1	1	0	0	0	0	4-1		

+ - Overtime



70 KEVIN ZEITLER

GUARD

6-4 | 315

COLLEGE: WISCONSIN

BORN: 3/8/90, WAUKESHA, WI

EXP. (NFL/RAVENS): 9/1

GP/GS (PLAYOFFS): 140/139 (4/4)



— KEY TRANSACTIONS —

- Signed a three-year contract with the Ravens on 3/15/21
- Released by the Giants on 3/10/21
- Acquired by the Giants, along with a fifth-round draft pick, from Cleveland, on 3/13/19 in exchange for DE Olivier Vernon and a fourth-round draft choice
- Signed with Cleveland as an unrestricted free agent (Cin.) on 3/9/17
- Originally selected by the Cincinnati Bengals in the first round (27th overall) of the 2012 NFL Draft

— CAREER HIGHLIGHTS —

- Helped block for a Ravens rushing attack that topped 100 rushing yards in 43 consecutive games (2018-21), tying for the longest streak of its kind in NFL history (Pittsburgh – 1974-77)
- Has played in 140 games (139 starts) for Cincinnati (2012-17), Cleveland (2017-18), the Giants (2019-20) and Ravens (2021)...Also started all four playoff games in which he appeared with the Bengals...Played on a Bengals teams that reached the playoffs in four-consecutive seasons (2012-15) and won 2 AFC North titles

— PERSONAL —

- In 2018, finished as runner up on the CBS TV show “NFL’s Most Valuable Performer,” doing tricks with his rescue dog, Amber...Ravens kicker Justin Tucker won the competition with a rousing rendition of Luciano Pavarotti’s “Ave Maria”
- Brothers Eric and Matt played football at Wisconsin Lutheran College

- He and his wife Sarah have two daughters, Kaleia Rose and Parker Lou

— 2021 SEASON HIGHLIGHTS —

- Started at RG, helping block for a passing attack that produced a single-game franchise-record 437 passing yards in the 31-25 win vs. Ind. (10/11)...QB Lamar Jackson finished 37-of-43 passing for 442 yards and 4 TDs (140.5 rating), becoming the first QB in NFL history to complete at least 85% of his passes in a 400-yard game
- Started at RG, helping block for a ground game that extended its 100-yard rushing streak to an NFL-record-tying 43 straight games, in the 23-7 win at Den. (10/3)...Also protected QB Lamar Jackson, who passed for a season-high 316 yards and 1 TD
- Started at RG and blocked on all 58 offensive snaps, while adding 6 special teams plays, including K Justin Tucker’s game-winning and NFL-record 66-yard FG, in the 19-17 win at Det. (9/26)
- Started at RG and helped block for a rushing attack that produced 251 yards in the 36-35 win vs KC (9/19)...The Ravens eclipsed 100 rushing yards for the 41st-straight game, as the offense converted 6-of-11 (54.5%) third downs and scored a TD on all four red zone opportunities
- Made his Ravens debut while starting at RG at LV (9/13)...Helped Baltimore gain 189 yards on the ground to extend its 100-yard rushing streak to 40 games...Also blocked for QB Lamar Jackson, who completed 19-of-30 passes for 235 yards and 1 TD, adding 86 rushing yards

KEVIN ZEITLER'S NFL REGULAR SEASON STATISTICS

DATE	TEAM	GP	GS
2012	Bengals	16	16
2013	Bengals	12	11
2014	Bengals	12	12
2015	Bengals	16	16
2016	Bengals	16	16
2017	Browns	16	16
2018	Browns	16	16
2019	Giants	15	15
2020	Giants	16	16
2021	Ravens	5	5
NFL TOTALS		140	139

70 KEVIN ZEITLER

KEVIN ZEITLER'S NFL POSTSEASON STATISTICS

DATE	TEAM	GP	GS
2012	Bengals	1	1
2013	Bengals	1	1
2014	Bengals	1	1
2015	Bengals	1	1
NFL TOTALS		4	4

2021 GAME-BY-GAME REGULAR-SEASON STATISTICS (RAVENS)

DATE	OPPONENT	P/S	W/L	SCORE
09/13	at Raiders	S	L	27-33+
09/19	Chiefs	S	W	36-35
09/26	at Lions	S	W	19-17
10/03	at Broncos	S	W	23-7
10/11	Colts	S	W	31-25+
2021 TOTALS		5-5	4-1	

+ - Overtime





NFL INFORMATION

- STANDINGS
- STATISTICS
- RANKINGS

NFL STANDINGS & RESULTS

AMERICAN FOOTBALL CONFERENCE

EAST DIVISION

TEAM	W	L	T	PCT	PF	PA	NET PTS	HOME	AWAY	CONF	DIV	STREAK
Buffalo Bills	4	1	0	.800	172	64	108	2-1-0	2-0-0	3-1-0	1-0-0	Won 4
New England Patriots	2	3	0	.400	96	92	4	0-3-0	2-0-0	2-1-0	1-1-0	Won 1
New York Jets	1	4	0	.200	67	121	-54	1-1-0	0-3-0	1-2-0	0-1-0	Lost 1
Miami Dolphins	1	4	0	.200	79	154	-75	0-2-0	1-2-0	1-3-0	1-1-0	Lost 4

NORTH DIVISION

TEAM	W	L	T	PCT	PF	PA	NET PTS	HOME	AWAY	CONF	DIV	STREAK
Baltimore Ravens	4	1	0	.800	136	117	19	2-0-0	2-1-0	3-1-0	0-0-0	Won 4
Cincinnati Bengals	3	2	0	.600	114	100	14	2-1-0	1-1-0	2-0-0	1-0-0	Lost 1
Cleveland Browns	3	2	0	.600	142	114	28	2-0-0	1-2-0	1-2-0	0-0-0	Lost 1
Pittsburgh Steelers	2	3	0	.400	94	112	-18	1-2-0	1-1-0	2-2-0	0-1-0	Won 1

SOUTH DIVISION

TEAM	W	L	T	PCT	PF	PA	NET PTS	HOME	AWAY	CONF	DIV	STREAK
Tennessee Titans	3	2	0	.600	132	130	2	1-1-0	2-1-0	2-1-0	2-0-0	Won 1
Houston Texans	1	4	0	.200	89	141	-52	1-2-0	0-2-0	1-3-0	1-0-0	Lost 4
Indianapolis Colts	1	4	0	.200	108	128	-20	0-2-0	1-2-0	1-2-0	0-1-0	Lost 1
Jacksonville Jaguars	0	5	0	.000	93	152	-59	0-3-0	0-2-0	0-4-0	0-2-0	Lost 5

WEST DIVISION

TEAM	W	L	T	PCT	PF	PA	NET PTS	HOME	AWAY	CONF	DIV	STREAK
Los Angeles Chargers	4	1	0	.800	142	116	26	2-1-0	2-0-0	3-0-0	2-0-0	Won 3
Denver Broncos	3	2	0	.600	102	76	26	1-1-0	2-1-0	2-2-0	0-0-0	Lost 2
Las Vegas Raiders	3	2	0	.600	113	120	-7	2-1-0	1-1-0	3-1-0	0-1-0	Lost 2
Kansas City Chiefs	2	3	0	.400	154	163	-9	1-2-0	1-1-0	1-3-0	0-1-0	Lost 1

NATIONAL FOOTBALL CONFERENCE

EAST DIVISION

TEAM	W	L	T	PCT	PF	PA	NET PTS	HOME	AWAY	CONF	DIV	STREAK
Dallas Cowboys	4	1	0	.800	170	117	53	3-0-0	1-1-0	3-1-0	2-0-0	Won 4
Philadelphia Eagles	2	3	0	.400	115	124	-9	0-2-0	2-1-0	2-2-0	0-1-0	Won 1
Washington Football Team	2	3	0	.400	123	155	-32	1-2-0	1-1-0	2-1-0	1-0-0	Lost 1
New York Giants	1	4	0	.200	103	139	-36	0-2-0	1-2-0	1-3-0	0-2-0	Lost 1

NORTH DIVISION

TEAM	W	L	T	PCT	PF	PA	NET PTS	HOME	AWAY	CONF	DIV	STREAK
Green Bay Packers	4	1	0	.800	120	122	-2	2-0-0	2-1-0	2-1-0	1-0-0	Won 4
Chicago Bears	3	2	0	.600	84	100	-16	2-0-0	1-2-0	1-1-0	1-0-0	Won 2
Minnesota Vikings	2	3	0	.400	113	109	4	2-1-0	0-2-0	2-1-0	1-0-0	Won 1
Detroit Lions	0	5	0	.000	98	138	-40	0-2-0	0-3-0	0-4-0	0-3-0	Lost 5

SOUTH DIVISION

TEAM	W	L	T	PCT	PF	PA	NET PTS	HOME	AWAY	CONF	DIV	STREAK
Tampa Bay Buccaneers	4	1	0	.800	167	122	45	3-0-0	1-1-0	2-1-0	1-0-0	Won 2
Carolina Panthers	3	2	0	.600	115	87	28	2-1-0	1-1-0	1-2-0	1-0-0	Lost 2
New Orleans Saints	3	2	0	.600	127	91	36	1-1-0	2-1-0	2-2-0	0-1-0	Won 1
Atlanta Falcons	2	3	0	.400	105	148	-43	1-2-0	1-1-0	1-3-0	0-1-0	Won 1

WEST DIVISION

TEAM	W	L	T	PCT	PF	PA	NET PTS	HOME	AWAY	CONF	DIV	STREAK
Arizona Cardinals	5	0	0	1.000	157	95	62	2-0-0	3-0-0	3-0-0	2-0-0	Won 5
Los Angeles Rams	4	1	0	.800	141	116	25	2-1-0	2-0-0	3-1-0	1-1-0	Won 1
Seattle Seahawks	2	3	0	.400	120	126	-6	0-2-0	2-1-0	1-2-0	1-1-0	Lost 1
San Francisco 49ers	2	3	0	.400	117	119	-2	0-2-0	2-1-0	2-3-0	0-2-0	Lost 3

**WEEK 5 / THROUGH MONDAY, OCTOBER 11, 2021**

OFFENSE	T.B.	Phil.	Miami	Jax	Cin.	Det.	G.B.	Chi.
GAMES (Won-Lost)	4-1	2-3	1-4	0-5	3-2	0-5	4-1	3-2
FIRST DOWNS	127	99	81	97	85	117	104	85
Rushing	22	34	18	38	23	33	25	38
Passing	98	58	54	49	57	69	67	35
Penalty	7	7	9	10	5	15	12	12
YDS GAINED (tot)	2157	1863	1309	1740	1669	1698	1738	1200
Avg per Game	431.4	372.6	261.8	348.0	333.8	339.6	347.6	240.0
RUSHING (net)	410	582	352	647	495	515	503	634
Avg per Game	82.0	116.4	70.4	129.4	99.0	103.0	100.6	126.8
Rushes	103	113	95	122	126	119	126	149
Yards per Rush	4.0	5.2	3.7	5.3	3.9	4.3	4.0	4.3
PASSING (net)	1747	1281	957	1093	1174	1183	1235	566
Avg per Game	349.4	256.2	191.4	218.6	234.8	236.6	247.0	113.2
Passes Att.	228	183	189	175	145	197	170	122
Completed	152	118	120	104	104	131	112	74
Pct Completed	66.7	64.5	63.5	59.4	71.7	66.5	65.9	60.7
Yards Gained	1808	1365	1073	1146	1269	1303	1309	728
Sacked	9	10	16	8	14	14	11	18
Yards Lost	61	84	116	53	95	120	74	162
Had intercepted	2	3	3	8	6	3	3	3
Yards Opp Ret	66	59	20	83	90	63	128	18
Opp TDs on Int	0	1	0	1	1	1	0	0
PUNTS	17	20	22	22	22	18	15	20
Avg Yards	43.6	46.4	43.2	48.9	44.7	50.1	45.7	49.8
PUNT RETURNS	6	10	9	4	11	7	6	6
Avg Return	6.2	5.2	6.6	3.3	8.0	9.1	5.7	8.5
Returned for TD	0	0	0	0	0	0	0	0
KICKOFF RETURNS	10	8	2	8	12	10	9	13
Avg Return	22.2	20.5	23.0	31.3	23.4	20.3	19.2	24.1
Returned for TD	0	0	0	1	0	0	0	0
PENALTIES	40	50	32	27	25	28	22	31
Yards Penalized	351	341	248	235	220	214	205	280
FUMBLES BY	6	7	9	7	1	6	3	5
Fumbles Lost	3	1	5	3	1	4	2	1
Opp Fumbles	5	6	9	2	4	5	5	4
Opp Fum Lost	2	1	4	0	1	3	3	3
POSS. TIME (avg)	30:35	27:03	25:31	26:05	28:57	30:21	30:42	29:33
TOUCHDOWNS	21	13	9	14	14	11	13	9
Rushing	4	5	3	6	3	4	3	6
Passing	15	7	5	6	11	7	10	2
Returns	2	1	1	2	0	0	0	1
EXTRA-PT KICKS	20/21	10/10	8/8	9/12	13/13	8/8	12/13	9/9
2-PT CONVERSIONS	0/0	3/3	1/1	0/2	1/1	3/3	0/0	0/0
FIELD GOALS/FGA	7/10	7/8	5/6	0/4	5/8	6/7	10/13	7/7
POINTS SCORED	167	115	79	93	114	98	120	84



DEFENSE	T.B.	Phil.	Miami	Jax	Cin.	Det.	G.B.	Chi.
POINTS ALLOWED	122	124	154	152	100	138	122	100
OPP FIRST DOWNS	108	117	126	111	103	99	102	97
Rushing	14	44	39	39	29	34	35	27
Passing	81	56	75	64	63	56	59	58
Penalty	13	17	12	8	11	9	8	12
OPP YARDS GAINED	1801	1684	2111	2042	1758	1909	1613	1662
Avg per Game	360.2	336.8	422.2	408.4	351.6	381.8	322.6	332.4
OPP RUSHING(net)	229	710	668	609	507	651	511	519
Avg per Game	45.8	142.0	133.6	121.8	101.4	130.2	102.2	103.8
Rushes	79	167	153	159	123	148	119	132
Yards per Rush	2.9	4.3	4.4	3.8	4.1	4.4	4.3	3.9
OPP PASSING(net)	1572	974	1443	1433	1251	1258	1102	1143
Avg per Game	314.4	194.8	288.6	286.6	250.2	251.6	220.4	228.6
Passes Att.	225	158	191	155	195	135	175	160
Completed	164	109	129	114	134	92	118	104
Pct Completed	72.9	69.0	67.5	73.5	68.7	68.1	67.4	65.0
Sacked	10	11	9	8	13	11	10	18
Yards Lost	69	72	83	47	93	87	65	136
INTERCEPTED BY	6	4	2	1	4	3	5	4
Yards Returned	80	32	86	23	73	0	45	62
Returned for TD	2	0	1	0	0	0	0	1
OPP PUNT RETURNS	7	8	10	9	4	7	6	12
Avg return	7.3	9.5	6.1	9.1	8.8	10.0	10.3	13.0
OPP KICKOFF RET	6	10	5	4	5	11	12	9
Avg return	18.5	21.9	19.8	22.5	19.2	21.0	31.4	20.3
OPP TOUCHDOWNS	14	15	18	18	11	15	16	11
Rushing	1	4	6	9	4	6	4	3
Passing	13	10	12	7	6	8	12	8
Returns	0	1	0	2	1	1	0	0



OFFENSE	Hou.	Ind.	K.C.	Wash.	LA-C	Balt.	LA-R	NY-G
GAMES (Won-Lost)	1-4	1-4	2-3	2-3	4-1	4-1	4-1	1-4
FIRST DOWNS	73	113	136	105	124	116	109	102
Rushing	17	42	38	36	36	44	31	24
Passing	47	60	84	54	76	68	73	67
Penalty	9	11	14	15	12	4	5	11
YDS GAINED (tot)	1413	1817	2102	1741	2057	2203	2041	1903
Avg per Game	282.6	363.4	420.4	348.2	411.4	440.6	408.2	380.6
RUSHING (net)	399	571	641	544	542	744	490	479
Avg per Game	79.8	114.2	128.2	108.8	108.4	148.8	98.0	95.8
Rushes	128	133	126	135	127	152	128	120
Yards per Rush	3.1	4.3	5.1	4.0	4.3	4.9	3.8	4.0
PASSING (net)	1014	1246	1461	1197	1515	1459	1551	1424
Avg per Game	202.8	249.2	292.2	239.4	303.0	291.8	310.2	284.8
Passes Att.	140	178	195	165	208	167	172	183
Completed	90	115	135	105	139	112	117	117
Pct Completed	64.3	64.6	69.2	63.6	66.8	67.1	68.0	63.9
Yards Gained	1085	1347	1490	1221	1576	1519	1587	1478
Sacked	12	12	7	6	9	13	4	8
Yards Lost	71	101	29	24	61	60	36	54
Had intercepted	5	2	6	5	3	3	3	3
Yards Opp Ret	44	2	36	42	0	50	0	66
Opp TDs on Int	0	0	1	0	0	1	0	1
PUNTS	24	16	8	17	15	20	13	17
Avg Yards	45.5	47.4	45.6	47.7	45.2	47.2	42.1	44.8
PUNT RETURNS	7	6	4	4	6	11	5	7
Avg Return	4.3	6.0	6.8	9.5	6.8	17.2	4.8	11.3
Returned for TD	0	0	0	0	0	0	0	0
KICKOFF RETURNS	15	9	15	14	10	5	7	7
Avg Return	21.5	22.8	23.9	27.2	16.5	22.2	20.4	23.0
Returned for TD	0	0	0	1	0	0	0	0
PENALTIES	39	22	30	33	39	33	17	31
Yards Penalized	349	238	239	297	397	324	176	255
FUMBLES BY	8	4	7	5	5	7	5	7
Fumbles Lost	3	3	5	2	2	3	2	2
Opp Fumbles	10	8	6	4	9	4	4	4
Opp Fum Lost	2	6	1	2	3	2	1	3
POSS. TIME (avg)	27:03	31:44	30:31	28:28	30:33	31:23	28:15	28:17
TOUCHDOWNS	11	11	20	14	18	15	16	10
Rushing	3	3	3	5	5	6	4	5
Passing	8	7	16	8	13	8	12	5
Returns	0	1	1	1	0	1	0	0
EXTRA-PT KICKS	8/11	7/8	19/19	9/11	10/14	9/9	15/16	6/6
2-PT CONVERSIONS	0/0	1/3	0/1	0/3	3/4	2/5	0/0	2/2
FIELD GOALS/FGA	5/7	11/14	5/5	10/11	6/7	11/12	10/11	11/13
POINTS SCORED	89	108	154	123	142	136	141	103



DEFENSE	Hou.	Ind.	K.C.	Wash.	LA-C	Balt.	LA-R	NY-G
POINTS ALLOWED	141	128	163	155	116	117	116	139
OPP FIRST DOWNS	117	106	126	119	111	114	122	114
Rushing	44	31	46	32	41	30	41	34
Passing	62	70	72	77	56	73	74	67
Penalty	11	5	8	10	14	11	7	13
OPP YARDS GAINED	1959	1846	2187	2039	1859	1948	1941	2043
Avg per Game	391.8	369.2	437.4	407.8	371.8	389.6	388.2	408.6
OPP RUSHING(net)	674	542	705	572	788	466	586	692
Avg per Game	134.8	108.4	141.0	114.4	157.6	93.2	117.2	138.4
Rushes	153	134	136	141	141	109	130	148
Yards per Rush	4.4	4.0	5.2	4.1	5.6	4.3	4.5	4.7
OPP PASSING(net)	1285	1304	1482	1467	1071	1482	1355	1351
Avg per Game	257.0	260.8	296.4	293.4	214.2	296.4	271.0	270.2
Passes Att.	167	153	166	195	158	190	196	177
Completed	114	112	112	126	108	124	137	131
Pct Completed	68.3	73.2	67.5	64.6	68.4	65.3	69.9	74.0
Sacked	8	10	7	9	10	12	14	8
Yards Lost	51	66	61	40	62	93	116	51
INTERCEPTED BY	6	3	3	2	4	3	5	3
Yards Returned	96	36	50	23	41	0	5	6
Returned for TD	0	0	1	0	0	0	0	0
OPP PUNT RETURNS	12	10	4	11	10	10	3	7
Avg return	6.4	7.2	6.8	6.5	7.4	8.6	6.7	10.6
OPP KICKOFF RET	6	11	8	7	16	11	10	9
Avg return	21.0	21.3	14.0	22.9	23.0	18.0	25.0	19.2
OPP TOUCHDOWNS	16	16	21	18	13	15	13	16
Rushing	9	1	9	4	5	6	6	5
Passing	7	15	10	14	8	8	6	10
Returns	0	0	2	0	0	1	1	1



OFFENSE	Minn.	Car.	Ariz.	Clev.	Dal.	N.E.	L.V.	Denv.
GAMES (Won-Lost)	2-3	3-2	5-0	3-2	4-1	2-3	3-2	3-2
FIRST DOWNS	108	115	113	117	132	98	105	101
Rushing	32	33	43	51	46	26	25	30
Passing	68	69	65	58	71	61	67	61
Penalty	8	13	5	8	15	11	13	10
YDS GAINED (tot)	1914	1817	2066	2088	2198	1599	1885	1789
Avg per Game	382.8	363.4	413.2	417.6	439.6	319.8	377.0	357.8
RUSHING (net)	569	539	640	938	864	400	393	593
Avg per Game	113.8	107.8	128.0	187.6	172.8	80.0	78.6	118.6
Rushes	134	147	151	175	163	109	121	130
Yards per Rush	4.2	3.7	4.2	5.4	5.3	3.7	3.2	4.6
PASSING (net)	1345	1278	1426	1150	1334	1199	1492	1196
Avg per Game	269.0	255.6	285.2	230.0	266.8	239.8	298.4	239.2
Passes Att.	192	183	165	145	166	192	205	170
Completed	134	120	124	97	123	137	131	116
Pct Completed	69.8	65.6	75.2	66.9	74.1	71.4	63.9	68.2
Yards Gained	1407	1366	1512	1240	1390	1288	1605	1293
Sacked	9	14	10	13	9	11	15	14
Yards Lost	62	88	86	90	56	89	113	97
Had intercepted	2	6	4	2	3	5	4	2
Yards Opp Ret	0	53	100	24	52	100	100	0
Opp TDs on Int	0	0	1	0	0	1	1	0
PUNTS	24	23	18	15	13	18	23	23
Avg Yards	48.7	37.4	50.6	41.8	49.5	47.1	52.3	45.5
PUNT RETURNS	9	13	8	18	5	9	11	11
Avg Return	5.0	9.2	10.3	9.5	8.8	8.9	7.5	10.6
Returned for TD	0	0	0	0	0	0	0	0
KICKOFF RETURNS	9	5	4	9	4	7	10	4
Avg Return	19.7	22.4	16.5	21.0	21.3	21.1	19.8	19.0
Returned for TD	0	0	0	0	0	0	0	0
PENALTIES	33	34	33	31	35	31	40	32
Yards Penalized	288	252	282	340	276	272	346	294
FUMBLES BY	5	4	8	6	7	7	7	2
Fumbles Lost	2	1	1	2	2	4	0	2
Opp Fumbles	2	6	9	5	3	1	8	2
Opp Fum Lost	1	1	5	2	2	1	2	2
POSS. TIME (avg)	30:09	34:51	32:17	34:46	31:25	29:43	30:27	32:44
TOUCHDOWNS	12	13	19	16	21	8	12	10
Rushing	1	7	8	12	6	3	4	3
Passing	10	6	10	4	13	5	8	7
Returns	1	0	1	0	2	0	0	0
EXTRA-PT KICKS	11/12	11/13	19/19	13/13	17/19	6/8	9/10	9/9
2-PT CONVERSIONS	0/0	0/0	0/0	3/3	0/2	0/0	0/1	0/1
FIELD GOALS/FGA	10/12	8/10	8/11	9/9	9/11	14/15	10/11	11/11
POINTS SCORED	113	115	157	142	170	96	113	102



DEFENSE	Minn.	Car.	Ariz.	Clev.	Dal.	N.E.	L.V.	Denv.
POINTS ALLOWED	109	87	95	114	117	92	120	76
OPP FIRST DOWNS	104	75	102	87	104	89	103	81
Rushing	35	26	40	24	21	36	34	18
Passing	62	41	54	53	74	46	58	55
Penalty	7	8	8	10	9	7	11	8
OPP YARDS GAINED	1844	1279	1767	1494	1952	1588	1699	1462
Avg per Game	368.8	255.8	353.4	298.8	390.4	317.6	339.8	292.4
OPP RUSHING(net)	650	471	695	378	397	555	672	427
Avg per Game	130.0	94.2	139.0	75.6	79.4	111.0	134.4	85.4
Rushes	137	107	129	110	94	146	146	114
Yards per Rush	4.7	4.4	5.4	3.4	4.2	3.8	4.6	3.7
OPP PASSING(net)	1194	808	1072	1116	1555	1033	1027	1035
Avg per Game	238.8	161.6	214.4	223.2	311.0	206.6	205.4	207.0
Passes Att.	163	146	172	166	208	153	179	167
Completed	108	86	107	97	135	91	116	92
Pct Completed	66.3	58.9	62.2	58.4	64.9	59.5	64.8	55.1
Sacked	17	16	12	16	9	13	11	12
Yards Lost	123	115	81	117	83	88	59	79
INTERCEPTED BY	3	4	5	2	10	5	1	4
Yards Returned	87	59	53	0	211	24	18	88
Returned for TD	1	0	1	0	2	0	0	0
OPP PUNT RETURNS	15	3	8	7	7	6	13	6
Avg return	7.4	11.0	5.1	4.9	4.6	12.0	13.3	11.3
OPP KICKOFF RET	5	11	3	15	5	10	10	7
Avg return	18.6	26.4	18.0	20.3	29.2	20.4	21.1	34.6
OPP TOUCHDOWNS	11	11	12	15	14	10	14	9
Rushing	5	4	3	5	3	3	7	3
Passing	6	7	7	10	10	6	6	5
Returns	0	0	2	0	1	1	1	1



OFFENSE	Sea.	Pitt.	Buff.	Tenn.	NY-J	Atl.	N.O.	S.F.
GAMES (Won-Lost)	2-3	2-3	4-1	3-2	1-4	2-3	3-2	2-3
FIRST DOWNS	92	90	118	127	78	108	86	112
Rushing	29	19	45	48	24	23	37	36
Passing	55	61	65	66	46	69	46	61
Penalty	8	10	8	13	8	16	3	15
YDS GAINED (tot)	1755	1598	2052	1946	1335	1728	1476	1841
Avg per Game	351.0	319.6	410.4	389.2	267.0	345.6	295.2	368.2
RUSHING (net)	520	368	702	839	370	455	629	610
Avg per Game	104.0	73.6	140.4	167.8	74.0	91.0	125.8	122.0
Rushes	116	101	156	172	104	123	156	144
Yards per Rush	4.5	3.6	4.5	4.9	3.6	3.7	4.0	4.2
PASSING (net)	1235	1230	1350	1107	965	1273	847	1231
Avg per Game	247.0	246.0	270.0	221.4	193.0	254.6	169.4	246.2
Passes Att.	142	195	185	174	171	207	120	166
Completed	100	124	116	111	98	141	73	103
Pct Completed	70.4	63.6	62.7	63.8	57.3	68.1	60.8	62.0
Yards Gained	1327	1286	1379	1257	1117	1332	904	1279
Sacked	13	11	5	20	18	8	9	9
Yards Lost	92	56	29	150	152	59	57	48
Had intercepted	2	4	2	3	9	3	4	3
Yards Opp Ret	3	31	33	36	158	49	53	52
Opp TDs on Int	0	0	0	0	0	2	0	0
PUNTS	25	18	15	15	24	22	21	19
Avg Yards	47.6	43.7	41.5	43.0	48.1	42.9	49.8	46.0
PUNT RETURNS	5	6	11	9	4	11	6	11
Avg Return	7.8	9.0	8.3	13.3	13.3	6.5	12.7	8.4
Returned for TD	0	0	0	0	0	0	0	0
KICKOFF RETURNS	9	10	7	9	11	15	10	12
Avg Return	18.9	24.8	23.9	16.1	26.3	19.2	25.6	19.6
Returned for TD	0	0	0	0	0	0	0	0
PENALTIES	29	33	32	31	35	33	30	31
Yards Penalized	235	241	297	268	320	278	246	363
FUMBLES BY	4	5	9	5	5	7	1	7
Fumbles Lost	1	2	2	4	0	3	1	4
Opp Fumbles	5	7	10	6	7	8	4	9
Opp Fum Lost	3	2	6	1	4	2	1	1
POSS. TIME (avg)	24:50	29:13	32:38	33:26	26:46	31:27	29:29	30:59
TOUCHDOWNS	16	10	20	15	7	12	18	15
Rushing	5	3	7	8	3	2	5	6
Passing	11	6	12	6	4	10	12	8
Returns	0	1	1	1	0	0	1	1
EXTRA-PT KICKS	15/16	10/10	19/19	11/13	3/4	10/10	16/18	13/14
2-PT CONVERSIONS	0/0	0/0	0/1	2/2	2/3	1/2	0/0	1/1
FIELD GOALS/FGA	3/5	8/9	11/12	9/12	6/7	7/7	1/4	4/6
POINTS SCORED	120	94	172	132	67	105	127	117



DEFENSE	Sea.	Pitt.	Buff.	Tenn.	NY-J	Atl.	N.O.	S.F.
POINTS ALLOWED	126	112	64	130	121	148	91	119
OPP FIRST DOWNS	131	96	77	98	116	109	105	104
Rushing	41	28	19	32	34	36	26	36
Passing	81	64	46	54	69	64	65	56
Penalty	9	4	12	12	13	9	14	12
OPP YARDS GAINED	2254	1805	1259	1887	1864	1763	1770	1649
Avg per Game	450.8	361.0	251.8	377.4	372.8	352.6	354.0	329.8
OPP RUSHING(net)	726	502	392	564	617	541	395	566
Avg per Game	145.2	100.4	78.4	112.8	123.4	108.2	79.0	113.2
Rushes	162	125	107	125	154	125	118	133
Yards per Rush	4.5	4.0	3.7	4.5	4.0	4.3	3.3	4.3
OPP PASSING(net)	1528	1303	867	1323	1247	1222	1375	1083
Avg per Game	305.6	260.6	173.4	264.6	249.4	244.4	275.0	216.6
Passes Att.	194	180	175	167	185	171	205	168
Completed	130	116	101	106	128	117	124	111
Pct Completed	67.0	64.4	57.7	63.5	69.2	68.4	60.5	66.1
Sacked	10	10	14	10	13	9	8	11
Yards Lost	80	57	74	73	93	66	51	94
INTERCEPTED BY	2	2	9	3	0	1	9	1
Yards Returned	5	15	124	25	0	11	194	39
Returned for TD	0	0	1	0	0	0	1	1
OPP PUNT RETURNS	11	8	4	4	11	7	10	6
Avg return	7.4	7.8	3.0	14.0	10.8	8.7	10.7	7.0
OPP KICKOFF RET	18	12	10	14	5	11	5	8
Avg return	16.9	25.4	22.3	17.9	21.0	31.7	18.4	18.4
OPP TOUCHDOWNS	14	11	7	16	11	19	9	14
Rushing	5	1	1	7	7	5	4	6
Passing	9	10	5	9	4	11	5	8
Returns	0	0	1	0	0	3	0	0



OFFENSE	NFL/Avg
GAMES (Won-Lost)	---
FIRST DOWNS	105.4
Rushing	32.7
Passing	62.7
Penalty	10.1
YDS GAINED (tot)	1804.3
Avg per Game	360.9
RUSHING (net)	561.8
Avg per Game	112.4
Rushes	131.4
Yards per Rush	4.3
PASSING (net)	1242.5
Avg per Game	248.5
Passes Att.	174.8
Completed	115.4
Pct Completed	66.0
Yards Gained	1321.4
Sacked	11.2
Yards Lost	78.9
Had intercepted	3.7
Yards Opp Ret	50.3
Opp TDs on Int	0.4
PUNTS	18.8
Avg Yards	46.2
PUNT RETURNS	8.0
Avg Return	8.6
Returned for TD	0.0
KICKOFF RETURNS	9.0
Avg Return	22.0
Returned for TD	0.1
PENALTIES	31.9
Yards Penalized	280.2
FUMBLES BY	5.7
Fumbles Lost	2.3
Opp Fumbles	5.7
Opp Fum Lost	2.3
POSS. TIME (avg)	30:00
TOUCHDOWNS	13.8
Rushing	4.7
Passing	8.5
Returns	0.6
EXTRA POINTS (tot)	92%
Kicks Made/2Pt	57%
FIELD GOALS/FGA	8/9
POINTS SCORED	119.0

DEFENSE	NFL/Avg
POINTS ALLOWED	119.0
OPP FIRST DOWNS	105.4
Rushing	32.7
Passing	62.7
Penalty	10.1
OPP YARDS GAINED	1804.3
Avg per Game	360.9
OPP RUSHING (net)	561.8
Avg per Game	112.4
Rushes	131.4
Yards per Rush	4.3
OPP PASSING (net)	1242.5
Avg per Game	248.5
Passes Att.	174.8
Completed	115.4
Pct Completed	66.0
Sacked	11.2
Yards Lost	78.9
INTERCEPTED BY	3.7
Yards Returned	50.3
Returned for TD	0.4
OPP PUNT RETURNS	8.0
Avg return	8.6
OPP KICKOFF RET	9.0
Avg return	22.0
OPP TOUCHDOWNS	13.8
Rushing	4.7
Passing	8.5
Returns	0.6

TEAM RANKINGS						
National Football League						
Offense			Defense			
	Total	Rush	Pass	Total	Rush	Pass
Ariz.	6	8	7	13	28	8
Atl.	23	25	14	12	13	14
Balt.	*1	4	6	24	7	28T
Buff.	8	5	9	*1	3	2
Car.	16T	18	13	2	8	*1
Chi.	32	9	32	8	12	12
Cin.	25	22	24	11	10	16
Cleve.	5	*1	25	4	2	11
Dallas	2	2	11	25	5	31
Denver	18	12	22	3	6	6
Det.	24	20	23	22	23	17
G.B.	22	21	16T	6	11	10
Hou.	29	28	28	26	26	18
Ind.	16T	14	15	18	14	20
Jax	21	6	27	28	20	25
K.C.	4	7	5	31	29	28T
L.V.	13	29	4	10	25	4
L.A.-C	7	17	3	19	32	7
Rams	9	23	2	23	19	23
Miami	31	32	30	30	24	26
Minn.	11	15	10	17	22	13
N.E.	26	27	20	5	15	5
N.O.	28	10	31	14	4	24
Giants	12	24	8	29	27	22
Jets	30	30	29	20	21	15
Phil.	14	13	12	9	30	3
Pitt.	27	31	19	16	9	19
S.F.	15	11	18	7	17	9
Sea.	19	19	16T	32	31	30
T.B.	3	26	*1	15	*1	32
Tenn.	10	3	26	21	16	21
Wash.	20	16	21	27	18	27

T = Tied for position
 * = League Leader



NFL / TEAM/OFFENSE RANK

Tm	(A)	(B)	(C)	(D)	(E)	(F)	(G)	(H)	(I)	(J)	(K)	(L)	(M)	(N)	(O)	(P)	(Q)
BAL	1	2	4	6	6	3	17	23	9	27	4	1	14t	13	12	9	7t
BUF	8	12	5	9	9	11	3	2	6	3	22	17	8	31	31	1	7t
CIN	25	13	22	23	24	7	30	29	28t	23	5t	18	9	23	21	18	29
CLE	5	8	1	1	25	9	6	27	7t	17	21	8t	19	30	28	6t	1t
DEN	18	17	12	8	22	22	5	24	21	32	2	6	28	19	18	24	1t
HOU	29	29	28	32	28	18	29	26	32	12	5t	31	16	20	15	29	26
IND	16t	20	14	12	15	21	4	18	11t	18	13t	26	12	12	9	21	22
JAC	21	16	6	2	27	24	31	9	24	29	8	32	1	7	2	28	32
KC	4	5	7	5	5	10	26	3	1	1	30t	22	7	18	11	5	1t
LV	13	21	29	31	4	16	20	20	17t	13	25	20	23	1	6	19t	9t
LAC	7	11	17	13	3	14	8	7	5	4	3	21	30t	21	23	6t	14t
MIA	31	31	32	25	30	31	11	25	30	25	13t	23	10t	26	26	31	18t
NE	26	27	27	27	20	27	24	15	23	9	5t	13	18	14	24	26	6
NYJ	30	30	30	30	29	30	32	30	31	22	26	3	3	9	8	32	14t
PIT	27	24	31	29	19	25	21	14	26	8	30t	12	5	24	22	27	12
TEN	10	22	3	7	26	28	14	31	3t	20	12	2	32	27	30	10	24
ARI	6	7	8	16	7	2	22	16	11t	14	1	7	30t	2	4	4	25
ATL	23	28	25	26	14	26	9	5	15t	7	24	24	27	28	27	22	1t
CAR	16t	23	18	28	13	23	27	22	10	21	9t	10	13	32	32	16t	21
CHI	32	32	9	14	32	32	23	32	28t	28	28	15	6	5	17	30	1t
DAL	2	3	2	3	11	5	18t	11t	2	2	13t	14	17	6	1	2	20
DET	24	26	20	11	23	29	10	19	7t	30	27	11	22	3	3	25	14t
GB	22	19	21	20	16t	15	16	17	19	11	23	27	26	17	14	13t	23
LAR	9	1	23	24	2	1	15	1	14	6	13t	30	21	29	20	8	9t
MIN	11	15	15	15	10	17	2	10	15t	19	9t	29	24	8	5	19t	18t
NO	28	25	10	18	31	20	28	21	27	10	13t	4	4	4	7	11	31
NYG	12	9	24	21	8	6	12t	8	20	15t	13t	5	10t	22	29	23	17
PHI	14	10	13	4	12	19	12t	13	22	15t	29	28	20	15	19	16t	13
SF	15	14	11	17	18	12	18t	11t	13	24	13t	16	25	16	13	15	28
SEA	19	4	19	10	16t	4	7	28	25	26	30t	19	29	11	16	13t	30
TB	3	6	26	22	1	8	1	6	3t	5	13t	25	14t	25	25	3	27
WAS	20	18	16	19	21	13	25	4	17t	31	9t	8t	2	10	10	12	9t

Team/Offense Rank

- (A) Total Yards per Game
- (B) Yards per Play
- (C) Rushing Yards per Game
- (D) Rushing Yards per Attempt
- (E) Passing Net Yards per Game
- (F) Passing Net Yards per Play
- (G) Passing, Percent Had Intercepted
- (H) Sacks per Pass Play
- (I) First Downs per Game
- (J) Third Down Efficiency
- (K) Fourth Down Efficiency
- (L) Punt Return Average
- (M) Kickoff Return Average
- (N) Gross Punting Average
- (O) Net Punting Average
- (P) Points per Game
- (Q) Field Goal Percentage



NFL / OPPONENT/DEFENSE RANK

Tm	(A)	(B)	(C)	(D)	(E)	(F)	(G)	(H)	(I)	(J)	(K)	(L)	(M)	(N)	(O)	(P)	(Q)	(R)	(S)
BAL	24	28	7	17	28t	25	22	17	23t	7	14t	17	4t	27	11	14t	8t	11	7
BUF	1	1	3	4	2	1	1	7	2	5	2	1	22	15	13	1	24t	1	1
CIN	11	11	10	13	16	8	16	13	12t	18	11t	19	10	11	9	7t	4t	12	21
CLE	4	7	2	3	11	10	23	4	4	22	21	3	13	32	29	11	12t	6t	2
DEN	3	3	6	5	6	5	14	8	3	21	7t	28	32	30	30	2	8t	8t	5
HOU	26	21	26	23	18	26	4	25	26t	19	14t	6	16t	13	26	27	21t	29	31
IND	18	26	14	11	20	29	17	15	18	14	28t	11	20	5	10	23	24t	24	18
JAC	28	30	20	7	25	32	28	23	21t	16	31t	20	23	17	22t	29	15t	31	27
KC	31	32	29	30	28t	30	19	31	30t	24	28t	9	1	6	4t	32	24t	20t	20
LV	10	5	25	27	4	3	31	18	12t	9	22t	31	19	9	14	17	19	19	11
LAC	19	23	32	32	7	13	11t	16	21t	17	10	14t	25	25	27	12t	12t	8t	9
MIA	30	22	24	20	26	23	25	26	30t	32	25t	5	12	28	25	30	15t	32	32
NE	5	6	15	6	5	11	5	5	5	20	25t	29	15	7	1	5	2	13t	17
NYJ	20	9	21	9	15	12	32	10	25	10	22t	26	16t	1	2	18	23	30	30
PIT	16	16	9	10	19	20	24	21	6	15	19t	16	27	8	7	10	24t	23	23
TEN	21	27	16	26	21	27	20	19	8	13	22t	32	3	26	8	24	7	15	16
ARI	13	14	28	31	8	6	6	11	10t	3	6	4	4t	23	19	6	3	2	6
ATL	12	18	13	19	14	19	30	22	20	26	7t	18	31	20	17	28	24t	28	19
CAR	2	2	8	22	1	2	8	2	1	1	4t	27	28	24	20	3	24t	6t	3
CHI	8	13	12	8	12	14	13	1	7	23	9	30	14	29	32	7t	24t	22	28
DAL	25	29	5	14	31	21	2	30	14t	11	25t	2	29	14	18	14t	4t	3	8
DET	22	31	23	21	17	31	15	6	9	2	31t	22	16t	22	24	25	11	27	24
GB	6	10	11	18	10	7	7	20	10t	27	14t	23	30	12	12	19t	1	16t	13
LAR	23	15	19	25	23	15	10	9	29	30	1	8	26	4	15	12t	12t	10	14
MIN	17	19	22	29	13	17	18	3	14t	4	11t	14t	9	19	28	9	21t	13t	15
NO	14	12	4	2	24	16	3	32	17	8	19t	25	7	10	3	4	17t	5	25
NYG	29	24	27	28	22	24	21	28	23t	29	28t	24	11	21	16	26	20	26	22
PHI	9	4	30	15	3	4	11t	12	26t	25	14t	21	21	3	4t	21	24t	20t	12
SF	7	8	17	16	9	9	29	14	14t	6	4t	10	6	31	22t	16	4t	16t	10
SEA	32	25	31	24	30	28	26	24	32	12	13	13	2	16	21	22	17t	18	29
TB	15	17	1	1	32	18	9	29	19	28	3	12	8	2	6	19t	10	4	4
WAS	27	20	18	12	27	22	27	27	28	31	14t	7	24	18	31	31	24t	25	26

Opponent/Defense Rank

- (A) Total Yards per Game
- (B) Yards per Play
- (C) Rushing Yards per Game
- (D) Rushing Yards per Attempt
- (E) Passing Net Yards per Game
- (F) Passing Net Yards per Play
- (G) Passing, Percent Had Intercepted
- (H) Sacks per Pass Play
- (I) First Downs per Game
- (J) Third Down Efficiency
- (K) Fourth Down Efficiency
- (L) Punt Return Average
- (M) Kickoff Return Average
- (N) Gross Punting Average
- (O) Net Punting Average
- (P) Points per Game
- (Q) Field Goal Percentage

Combined Offense/Defense Rank

- (R) Points per Game Differential
- (S) Net Yards per Game Differential

**NFL / TOTAL OFFENSE**

Rank	Team	Total	Rushing	Passing	Total	Rushing	Passing
1)	Baltimore	2203	744	1459	440.6	148.8	291.8
2)	Dallas	2198	864	1334	439.6	172.8	266.8
3)	Tampa Bay	2157	410	1747	431.4	82.0	349.4
4)	Kansas City	2102	641	1461	420.4	128.2	292.2
5)	Cleveland	2088	938	1150	417.6	187.6	230.0
6)	Arizona	2066	640	1426	413.2	128.0	285.2
7)	L.A. Chargers	2057	542	1515	411.4	108.4	303.0
8)	Buffalo	2052	702	1350	410.4	140.4	270.0
9)	L.A. Rams	2041	490	1551	408.2	98.0	310.2
10)	Tennessee	1946	839	1107	389.2	167.8	221.4
11)	Minnesota	1914	569	1345	382.8	113.8	269.0
12)	N.Y. Giants	1903	479	1424	380.6	95.8	284.8
13)	Las Vegas	1885	393	1492	377.0	78.6	298.4
14)	Philadelphia	1863	582	1281	372.6	116.4	256.2
15)	San Francisco	1841	610	1231	368.2	122.0	246.2
16t)	Indianapolis	1817	571	1246	363.4	114.2	249.2
16t)	Carolina	1817	539	1278	363.4	107.8	255.6
18)	Denver	1789	593	1196	357.8	118.6	239.2
19)	Seattle	1755	520	1235	351.0	104.0	247.0
20)	Washington	1741	544	1197	348.2	108.8	239.4
21)	Jacksonville	1740	647	1093	348.0	129.4	218.6
22)	Green Bay	1738	503	1235	347.6	100.6	247.0
23)	Atlanta	1728	455	1273	345.6	91.0	254.6
24)	Detroit	1698	515	1183	339.6	103.0	236.6
25)	Cincinnati	1669	495	1174	333.8	99.0	234.8
26)	New England	1599	400	1199	319.8	80.0	239.8
27)	Pittsburgh	1598	368	1230	319.6	73.6	246.0
28)	New Orleans	1476	629	847	295.2	125.8	169.4
29)	Houston	1413	399	1014	282.6	79.8	202.8
30)	N.Y. Jets	1335	370	965	267.0	74.0	193.0
31)	Miami	1309	352	957	261.8	70.4	191.4
32)	Chicago	1200	634	566	240.0	126.8	113.2

NFL / TOTAL DEFENSE

Rank	Team	Total	Rushing	Passing	Total	Rushing	Passing
1)	Buffalo	1259	392	867	251.8	78.4	173.4
2)	Carolina	1279	471	808	255.8	94.2	161.6
3)	Denver	1462	427	1035	292.4	85.4	207.0
4)	Cleveland	1494	378	1116	298.8	75.6	223.2
5)	New England	1588	555	1033	317.6	111.0	206.6
6)	Green Bay	1613	511	1102	322.6	102.2	220.4
7)	San Francisco	1649	566	1083	329.8	113.2	216.6
8)	Chicago	1662	519	1143	332.4	103.8	228.6
9)	Philadelphia	1684	710	974	336.8	142.0	194.8
10)	Las Vegas	1699	672	1027	339.8	134.4	205.4
11)	Cincinnati	1758	507	1251	351.6	101.4	250.2
12)	Atlanta	1763	541	1222	352.6	108.2	244.4
13)	Arizona	1767	695	1072	353.4	139.0	214.4
14)	New Orleans	1770	395	1375	354.0	79.0	275.0
15)	Tampa Bay	1801	229	1572	360.2	45.8	314.4
16)	Pittsburgh	1805	502	1303	361.0	100.4	260.6
17)	Minnesota	1844	650	1194	368.8	130.0	238.8
18)	Indianapolis	1846	542	1304	369.2	108.4	260.8
19)	L.A. Chargers	1859	788	1071	371.8	157.6	214.2
20)	N.Y. Jets	1864	617	1247	372.8	123.4	249.4
21)	Tennessee	1887	564	1323	377.4	112.8	264.6
22)	Detroit	1909	651	1258	381.8	130.2	251.6
23)	L.A. Rams	1941	586	1355	388.2	117.2	271.0
24)	Baltimore	1948	466	1482	389.6	93.2	296.4
25)	Dallas	1952	397	1555	390.4	79.4	311.0
26)	Houston	1959	674	1285	391.8	134.8	257.0
27)	Washington	2039	572	1467	407.8	114.4	293.4
28)	Jacksonville	2042	609	1433	408.4	121.8	286.6
29)	N.Y. Giants	2043	692	1351	408.6	138.4	270.2
30)	Miami	2111	668	1443	422.2	133.6	288.6
31)	Kansas City	2187	705	1482	437.4	141.0	296.4
32)	Seattle	2254	726	1528	450.8	145.2	305.6



NFL / TAKEAWAYS, GIVEAWAYS

Rank	Team	TAKEAWAYS			GIVEAWAYS			Net Diff
		Int	Fum	Total	Int	Fum	Total	
1)	Buffalo	9	6	15	2	2	4	= +11
2)	Dallas	10	2	12	3	2	5	= +7
3t)	Arizona	5	5	10	4	1	5	= +5
3t)	New Orleans	9	1	10	4	1	5	= +5
5)	Indianapolis	3	6	9	2	3	5	= +4
6t)	Chicago	4	3	7	3	1	4	= +3
6t)	Green Bay	5	3	8	3	2	5	= +3
6t)	Tampa Bay	6	2	8	2	3	5	= +3
9t)	Denver	4	2	6	2	2	4	= +2
9t)	L.A. Chargers	4	3	7	3	2	5	= +2
9t)	Seattle	2	3	5	2	1	3	= +2
12t)	L.A. Rams	5	1	6	3	2	5	= +1
12t)	N.Y. Giants	3	3	6	3	2	5	= +1
12t)	Philadelphia	4	1	5	3	1	4	= +1
15t)	Cleveland	2	2	4	2	2	4	= 0
15t)	Houston	6	2	8	5	3	8	= 0
15t)	Minnesota	3	1	4	2	2	4	= 0
18t)	Baltimore	3	2	5	3	3	6	= -1
18t)	Las Vegas	1	2	3	4	0	4	= -1
18t)	Detroit	3	3	6	3	4	7	= -1
21t)	Cincinnati	4	1	5	6	1	7	= -2
21t)	Miami	2	4	6	3	5	8	= -2
21t)	Pittsburgh	2	2	4	4	2	6	= -2
21t)	Carolina	4	1	5	6	1	7	= -2
25t)	New England	5	1	6	5	4	9	= -3
25t)	Tennessee	3	1	4	3	4	7	= -3
25t)	Atlanta	1	2	3	3	3	6	= -3
25t)	Washington	2	2	4	5	2	7	= -3
29t)	N.Y. Jets	0	4	4	9	0	9	= -5
29t)	San Francisco	1	1	2	3	4	7	= -5
31)	Kansas City	3	1	4	6	5	11	= -7
32)	Jacksonville	1	0	1	8	3	11	= -10
Totals		119	73	192	119	73	192	= 0



NFL / TEAM/OFFENSE INSIDE THE 20

Rank	Team	Poss	Pts	TD	TD%	FG	Score	Score%
1)	New Orleans	14	90	13	92.9	0	13	92.9
2)	San Francisco	11	71	10	90.9	0	10	90.9
3)	Cincinnati	10	63	8	80.0	2	10	100.0
4)	Seattle	13	76	10	76.9	2	12	92.3
5)	Arizona	21	123	15	71.4	6	21	100.0
6)	Kansas City	20	109	14	70.0	4	18	90.0
7)	Minnesota	13	71	9	69.2	3	12	92.3
8t)	Atlanta	16	92	11	68.8	5	16	100.0
8t)	Baltimore	16	88	11	68.8	4	15	93.8
10)	Houston	12	63	8	66.7	3	11	91.7
11)	Philadelphia	17	92	11	64.7	4	15	88.2
12t)	Detroit	14	69	9	64.3	1	10	71.4
12t)	Jacksonville	14	60	9	64.3	0	9	64.3
14t)	L.A. Chargers	24	119	15	62.5	5	20	83.3
14t)	Tampa Bay	24	120	15	62.5	5	20	83.3
14t)	Washington	16	82	10	62.5	5	15	93.8
17)	Chicago	13	68	8	61.5	4	12	92.3
18)	Carolina	18	91	11	61.1	5	16	88.9
19t)	Dallas	20	95	12	60.0	5	17	85.0
19t)	Miami	10	46	6	60.0	1	7	70.0
19t)	Pittsburgh	10	51	6	60.0	3	9	90.0
22)	L.A. Rams	22	108	13	59.1	6	19	86.4
23)	Las Vegas	17	83	10	58.8	5	15	88.2
24)	Buffalo	24	127	14	58.3	10	24	100.0
25)	Cleveland	19	94	11	57.9	5	16	84.2
26)	Tennessee	23	118	13	56.5	9	22	95.7
27)	Green Bay	20	88	11	55.0	4	15	75.0
28)	N.Y. Jets	11	52	5	45.5	6	11	100.0
29)	Denver	19	74	8	42.1	6	14	73.7
30)	N.Y. Giants	15	56	6	40.0	5	11	73.3
31)	New England	16	65	6	37.5	8	14	87.5
32)	Indianapolis	19	66	7	36.8	6	13	68.4

NFL / OPPONENTS/DEFENSE INSIDE THE 20

Rank	Team	Poss	Pts	TD	TD%	FG	Score	Score%
1t)	Buffalo	14	44	5	35.7	3	8	57.1
1t)	New Orleans	14	47	5	35.7	5	10	71.4
3)	Chicago	16	53	6	37.5	4	10	62.5
4)	N.Y. Jets	21	94	9	42.9	10	19	90.5
5)	Pittsburgh	16	73	7	43.8	8	15	93.8
6t)	Baltimore	16	64	8	50.0	3	11	68.8
6t)	Denver	8	33	4	50.0	2	6	75.0
6t)	New England	14	63	7	50.0	5	12	85.7
6t)	Seattle	22	103	11	50.0	9	20	90.9
10)	Houston	21	100	11	52.4	8	19	90.5
11)	L.A. Rams	19	86	10	52.6	5	15	78.9
12)	Cincinnati	17	74	9	52.9	4	13	76.5
13)	Washington	21	102	12	57.1	7	19	90.5
14)	Tampa Bay	17	88	10	58.8	6	16	94.1
15t)	Arizona	15	63	9	60.0	1	10	66.7
15t)	Tennessee	20	100	12	60.0	6	18	90.0
17)	N.Y. Giants	19	99	12	63.2	5	17	89.5
18)	Miami	22	112	14	63.6	5	19	86.4
19)	L.A. Chargers	17	92	11	64.7	5	16	94.1
20t)	Atlanta	18	99	12	66.7	5	17	94.4
20t)	Dallas	18	94	12	66.7	3	15	83.3
20t)	Jacksonville	21	115	14	66.7	6	20	95.2
23)	Indianapolis	19	105	13	68.4	4	17	89.5
24)	Minnesota	11	64	8	72.7	2	10	90.9
25)	Philadelphia	16	92	12	75.0	3	15	93.8
26)	San Francisco	17	100	13	76.5	2	15	88.2
27)	Cleveland	13	77	10	76.9	3	13	100.0
28)	Kansas City	22	132	17	77.3	5	22	100.0
29)	Carolina	10	56	8	80.0	1	9	90.0
30)	Detroit	13	83	11	84.6	2	13	100.0
31)	Las Vegas	11	71	10	90.9	0	10	90.9
32)	Green Bay	13	92	13	100.0	0	13	100.0



NFL / OFFENSE/TEAMS: FIRST DOWNS, THIRD DOWNS, FOURTH DOWNS

Rank	Team	FIRST DOWNS				THIRD DOWNS			FOURTH DOWNS		
		Total	Rush	Pass	Pen	Made	Att	Pct	Made	Att	Pct
1)	Kansas City	136	38	84	14	30	51	58.8	0	1	0.0
2)	Dallas	132	46	71	15	32	62	51.6	3	6	50.0
3t)	Tennessee	127	48	66	13	27	70	38.6	5	9	55.6
3t)	Tampa Bay	127	22	98	7	32	66	48.5	2	4	50.0
5)	L.A. Chargers	124	36	76	12	33	68	48.5	7	8	87.5
6)	Buffalo	118	45	65	8	34	69	49.3	3	7	42.9
7t)	Cleveland	117	51	58	8	25	63	39.7	5	11	45.5
7t)	Detroit	117	33	69	15	18	56	32.1	3	11	27.3
9)	Baltimore	116	44	68	4	20	58	34.5	3	4	75.0
10)	Carolina	115	33	69	13	26	68	38.2	3	5	60.0
11t)	Indianapolis	113	42	60	11	24	61	39.3	4	8	50.0
11t)	Arizona	113	43	65	5	22	54	40.7	3	3	100.0
13)	San Francisco	112	36	61	15	21	59	35.6	5	10	50.0
14)	L.A. Rams	109	31	73	5	27	56	48.2	2	4	50.0
15t)	Atlanta	108	23	69	16	33	72	45.8	3	8	37.5
15t)	Minnesota	108	32	68	8	27	69	39.1	3	5	60.0
17t)	Las Vegas	105	25	67	13	29	70	41.4	3	9	33.3
17t)	Washington	105	36	54	15	18	59	30.5	6	10	60.0
19)	Green Bay	104	25	67	12	24	56	42.9	2	5	40.0
20)	N.Y. Giants	102	24	67	11	25	62	40.3	3	6	50.0
21)	Denver	101	30	61	10	18	63	28.6	8	9	88.9
22)	Philadelphia	99	34	58	7	25	62	40.3	1	8	12.5
23)	New England	98	26	61	11	29	67	43.3	2	3	66.7
24)	Jacksonville	97	38	49	10	18	55	32.7	5	8	62.5
25)	Seattle	92	29	55	8	17	49	34.7	0	2	0.0
26)	Pittsburgh	90	19	61	10	29	66	43.9	0	5	0.0
27)	New Orleans	86	37	46	3	25	58	43.1	3	6	50.0
28t)	Cincinnati	85	23	57	5	22	59	37.3	4	6	66.7
28t)	Chicago	85	38	35	12	19	58	32.8	1	7	14.3
30)	Miami	81	18	54	9	23	65	35.4	5	10	50.0
31)	N.Y. Jets	78	24	46	8	24	63	38.1	2	7	28.6
32)	Houston	73	17	47	9	28	67	41.8	4	6	66.7
	Totals	3373	1046	2005	322	804	1981	40.6	103	211	48.8



NFL / DEFENSE/OPPONENTS: FIRST DOWNS, THIRD DOWNS, FOURTH DOWNS

Rank	Team	FIRST DOWNS				THIRD DOWNS			FOURTH DOWNS		
		Total	Rush	Pass	Pen	Made	Att	Pct	Made	Att	Pct
1)	Carolina	75	26	41	8	14	55	25.5	2	7	28.6
2)	Buffalo	77	19	46	12	20	62	32.3	2	9	22.2
3)	Denver	81	18	55	8	28	65	43.1	2	6	33.3
4)	Cleveland	87	24	53	10	29	67	43.3	4	7	57.1
5)	New England	89	36	46	7	30	70	42.9	4	6	66.7
6)	Pittsburgh	96	28	64	4	27	67	40.3	5	9	55.6
7)	Chicago	97	27	58	12	29	66	43.9	4	11	36.4
8)	Tennessee	98	32	54	12	23	61	37.7	3	5	60.0
9)	Detroit	99	34	56	9	15	49	30.6	2	2	100.0
10t)	Arizona	102	40	54	8	18	57	31.6	3	10	30.0
10t)	Green Bay	102	35	59	8	25	55	45.5	4	8	50.0
12t)	Cincinnati	103	29	63	11	31	73	42.5	3	7	42.9
12t)	Las Vegas	103	34	58	11	24	68	35.3	6	10	60.0
14t)	Dallas	104	21	74	9	22	61	36.1	6	9	66.7
14t)	Minnesota	104	35	62	7	19	60	31.7	3	7	42.9
14t)	San Francisco	104	36	56	12	19	58	32.8	2	7	28.6
17)	New Orleans	105	26	65	14	25	71	35.2	5	9	55.6
18)	Indianapolis	106	31	70	5	19	49	38.8	3	4	75.0
19)	Tampa Bay	108	14	81	13	29	63	46.0	1	4	25.0
20)	Atlanta	109	36	64	9	26	58	44.8	2	6	33.3
21t)	Jacksonville	111	39	64	8	25	61	41.0	5	5	100.0
21t)	L.A. Chargers	111	41	56	14	23	55	41.8	3	8	37.5
23t)	Baltimore	114	30	73	11	19	55	34.5	1	2	50.0
23t)	N.Y. Giants	114	34	67	13	32	68	47.1	6	8	75.0
25)	N.Y. Jets	116	34	69	13	25	70	35.7	3	5	60.0
26t)	Houston	117	44	62	11	23	54	42.6	2	4	50.0
26t)	Philadelphia	117	44	56	17	29	65	44.6	3	6	50.0
28)	Washington	119	32	77	10	41	73	56.2	1	2	50.0
29)	L.A. Rams	122	41	74	7	28	58	48.3	1	8	12.5
30t)	Kansas City	126	46	72	8	23	52	44.2	6	8	75.0
30t)	Miami	126	39	75	12	40	70	57.1	2	3	66.7
32)	Seattle	131	41	81	9	24	65	36.9	4	9	44.4
	Totals	3373	1046	2005	322	804	1981	40.6	103	211	48.8



NFL / FIRST-DOWN PLAYS BY TEAMS

Rank	Team	Yds/Play	Plays	Yards
1)	Dallas	6.93	158	1095
2)	Cleveland	6.71	150	1006
3)	Philadelphia	6.68	138	922
4)	Indianapolis	6.52	151	985
5)	Buffalo	6.52	155	1010
6)	Baltimore	6.48	158	1024
7)	Tampa Bay	6.37	159	1013
8)	Seattle	6.37	127	809
9)	Kansas City	6.21	160	994
10)	Cincinnati	6.19	127	786
11)	L.A. Rams	6.12	142	869
12)	Jacksonville	6.12	139	850
13)	Washington	6.01	139	836
14)	N.Y. Giants	6.01	143	860
15)	Tennessee	5.94	166	986
16)	San Francisco	5.90	145	855
17)	Arizona	5.77	149	859
18)	New England	5.57	140	780
19)	Minnesota	5.52	151	834
20)	Green Bay	5.35	142	759
21)	New Orleans	5.27	124	654
22)	Detroit	5.26	154	810
23)	L.A. Chargers	5.25	152	798
24)	Carolina	5.17	158	817
25)	Denver	5.03	137	689
26)	Las Vegas	4.83	149	720
27)	N.Y. Jets	4.77	124	592
28)	Atlanta	4.43	143	634
29)	Miami	4.43	123	545
30)	Houston	4.07	114	464
31)	Chicago	3.93	123	484
32)	Pittsburgh	3.78	129	487
	TOTAL	5.65	4569	25826

NFL / FIRST-DOWN PLAYS BY OPPONENTS

Rank	Team	Yds/Play	Plays	Yards
1)	Buffalo	4.33	126	546
2)	Las Vegas	4.38	141	617
3)	Green Bay	4.50	136	612
4)	New England	4.71	132	622
5)	Detroit	4.96	138	685
6)	Denver	5.06	125	632
7)	Carolina	5.08	120	609
8)	Tampa Bay	5.10	143	730
9)	N.Y. Jets	5.14	160	822
10)	Cleveland	5.18	123	637
11)	Washington	5.19	154	800
12)	Cincinnati	5.41	148	800
13)	Miami	5.45	157	855
14)	San Francisco	5.46	144	786
15)	Atlanta	5.48	139	762
16)	Jacksonville	5.49	144	791
17)	Philadelphia	5.57	151	841
18)	Pittsburgh	5.58	137	765
19)	Indianapolis	5.62	138	775
20)	L.A. Rams	5.62	157	882
21)	New Orleans	5.77	146	843
22)	Houston	5.88	156	917
23)	Chicago	6.10	134	818
24)	Baltimore	6.22	152	945
25)	N.Y. Giants	6.23	145	904
26)	Arizona	6.25	141	881
27)	L.A. Chargers	6.27	141	884
28)	Tennessee	6.49	138	895
29)	Dallas	6.51	141	918
30)	Minnesota	6.73	142	956
31)	Seattle	6.78	170	1153
32)	Kansas City	7.62	150	1143
	TOTAL	5.65	4569	25826



NFL / KICKOFFS (Receiving Team)

Rank	Team	TotKO	AdjKO	TB	TB%	EZ	EZ%	OB	I20	Avg.Start
1)	Buffalo	17	15	9	60.0	9	52.9	0	1	28.5
2)	New Orleans	22	22	11	50.0	16	72.7	1	1	26.9
3)	Jacksonville	31	31	23	74.2	28	90.3	0	2	26.8
4)	Washington	32	32	17	53.1	22	68.8	1	4	26.8
5)	Carolina	20	19	14	73.7	16	80.0	1	1	26.2
6)	N.Y. Jets	31	31	19	61.3	22	71.0	1	3	26.1
7)	Indianapolis	25	24	14	58.3	17	68.0	1	3	25.8
8)	Seattle	28	26	15	57.7	17	60.7	2	4	25.4
9)	New England	22	22	13	59.1	15	68.2	2	1	25.3
10)	Tampa Bay	26	26	16	61.5	20	76.9	0	1	25.2
11)	Miami	31	31	29	93.5	30	96.8	0	0	25.0
12)	Atlanta	30	28	14	50.0	20	66.7	0	4	24.8
12t)	Detroit	29	28	19	67.9	23	79.3	0	1	24.8
14)	Kansas City	32	30	16	53.3	28	87.5	1	4	24.7
15)	L.A. Rams	25	24	17	70.8	19	76.0	0	1	24.7
16)	N.Y. Giants	29	29	22	75.9	27	93.1	0	3	24.5
17)	Chicago	24	24	11	45.8	17	70.8	0	3	24.5
18)	Baltimore	23	23	18	78.3	20	87.0	0	1	24.4
19)	Arizona	21	21	17	81.0	17	81.0	0	2	24.4
20)	Cleveland	24	24	15	62.5	19	79.2	0	3	24.2
21)	Green Bay	23	23	14	60.9	15	65.2	0	3	24.2
22)	Las Vegas	29	29	19	65.5	23	79.3	0	4	24.2
23)	San Francisco	24	21	10	47.6	13	54.2	0	6	24.0
24)	Dallas	25	24	20	83.3	23	92.0	0	2	24.0
25)	Pittsburgh	28	25	17	68.0	23	82.1	0	4	23.9
26)	Denver	17	16	12	75.0	13	76.5	0	1	23.9
27)	Philadelphia	26	26	18	69.2	24	92.3	0	4	23.7
28)	Cincinnati	24	24	12	50.0	22	91.7	0	4	23.5
29)	Tennessee	28	28	19	67.9	20	71.4	0	5	23.5
30)	Minnesota	24	24	15	62.5	20	83.3	0	6	23.3
31)	Houston	31	30	15	50.0	24	77.4	1	6	22.7
32)	L.A. Chargers	23	23	13	56.5	17	73.9	0	8	21.3
Totals		824	803	513	63.9	639	79.6	11	96	24.7

Note: Average opponent drive start DOES NOT include inside kicks or kickoffs at the end of a half unless either kickoff is returned for a touchdown. All other kickoffs (returned kickoffs, fair catches, touchback and kickoffs out of bounds) are included. Kickoffs resulting in the kicking team retaining possession are not included.

ADJ KO: Adjusted kickoffs are used to compute the Avg. Team Drive Start.

I20: The number of drives that start inside (not including) the 20 yd line.



NFL / KICKOFFS (Kicking Team)

Rank	Team	TotKO	AdjKO	TB	TB%	EZ	EZ%	OB	I20	Avg.Start
1)	Cleveland	29	29	14	48.3	24	82.8	0	9	21.8
2)	Seattle	25	24	7	29.2	14	56.0	0	8	22.4
3)	Chicago	21	21	12	57.1	19	90.5	0	4	22.8
4)	N.Y. Giants	24	23	14	60.9	18	75.0	0	4	23.1
5)	Tennessee	29	29	15	51.7	19	65.5	0	6	23.4
6)	Kansas City	30	29	22	75.9	24	80.0	0	5	23.8
6t)	L.A. Chargers	29	29	13	44.8	22	75.9	0	4	23.8
8)	Indianapolis	25	24	13	54.2	16	64.0	0	4	23.8
9)	Baltimore	29	28	18	64.3	22	75.9	0	2	23.8
10)	Washington	27	26	19	73.1	24	88.9	0	3	23.9
11)	Detroit	22	20	9	45.0	10	45.5	0	5	24.0
12)	New Orleans	24	24	19	79.2	21	87.5	0	2	24.0
13)	Cincinnati	22	22	17	77.3	19	86.4	0	1	24.2
14)	Las Vegas	24	23	14	60.9	17	70.8	0	3	24.3
15)	San Francisco	23	21	14	66.7	16	69.6	0	2	24.3
16)	Buffalo	35	33	22	66.7	28	80.0	2	4	24.5
17)	Jacksonville	18	17	13	76.5	16	88.9	0	1	24.5
18)	Arizona	31	31	28	90.3	29	93.5	0	1	24.5
19)	Philadelphia	25	24	15	62.5	21	84.0	0	4	24.6
20)	Minnesota	26	26	21	80.8	24	92.3	0	1	24.6
21)	Miami	20	19	13	68.4	14	70.0	1	2	24.9
22)	N.Y. Jets	18	16	11	68.8	13	72.2	1	0	25.2
23)	New England	27	26	14	53.8	17	63.0	3	2	25.2
24)	Dallas	34	34	29	85.3	32	94.1	0	1	25.2
25)	Houston	21	21	14	66.7	14	66.7	1	1	25.6
26)	Tampa Bay	33	32	25	78.1	26	78.8	1	1	25.8
27)	Carolina	26	26	15	57.7	20	76.9	0	3	26.2
28)	L.A. Rams	31	31	19	61.3	24	77.4	2	2	26.4
29)	Pittsburgh	23	23	11	47.8	15	65.2	0	2	26.7
30)	Green Bay	26	25	14	56.0	22	84.6	0	3	27.0
31)	Denver	26	26	19	73.1	24	92.3	0	4	27.2
32)	Atlanta	21	21	10	47.6	15	71.4	0	2	30.2
	Totals	824	803	513	63.9	639	79.6	11	96	24.7

Note: Average team drive start DOES NOT include onside kicks or kickoffs at the end of a half unless either kickoff is returned for a touchdown. All other kickoffs (returned kickoffs, fair catches, touchback and kickoffs out of bounds) are included. Kickoffs resulting in the kicking team retaining possession are not included.

ADJ KO: Adjusted kickoffs are used to compute the Avg. Team Drive Start.

I20: The number of drives that start inside (not including) the 20 yd line.



NFL / SINGLE-GAME HIGHS / PLAYERS

Most Points-- 24, Jones, G.B. vs. Det., 9/20, (4 td, 0 fg, 0 xp, 0 2pt)
Passing Yards-- 442, Jackson, Balt. vs. Ind., 10/11 (OT), (37-43, 442, 4 td, 0 int)
Passing Yards-- 432, Brady, T.B. at LA-R, 9/26, (41-55, 432, 1 td, 0 int)
Longest Pass-- 91, Hurts, Phil. vs. S.F., 9/19, (to Watkins, Quez)
Passing Touchdowns-- 5, (4 times in Non-Overtime Games)
Rushing Yards-- 182, Henry, Tenn. at Sea., 9/19 (OT), (35-182, 3 td)
Rushing Yards-- 161, Chubb, Clev. at LA-C, 10/10, (21-161, 1 td)
Rushing Attempts-- 35, Henry, Tenn. at Sea., 9/19 (OT), (35-182, 3 td)
Rushing Attempts-- 29, Henry, Tenn. at Jax , 10/10, (29-130, 3 td)
Longest Rush-- 70, Gordon, Denv. at NY-G, 9/12, td
Receptions-- 14, Harris, Pitt. vs. Cin., 9/26, (14-102, 0 td)
Receiving Yards-- 206, D. Adams, G.B. at Cin., 10/10 (OT), (11-206, 1 td)
Receiving Yards-- 197, Hill, K.C. vs. Clev., 9/12, (11-197, 1 td)
Kickoff Return Yards-- 156, Harris, N.O. at Car., 9/19, (5-156, 0 td)
Kickoff Returns-- 6, Rogers, Tenn. at Sea., 9/19 (OT), (6-100, 0 td)
Kickoff Returns-- 5, Harris, N.O. at Car., 9/19, (5-156, 0 td)
Kickoff Returns-- 5, Schwartz, Clev. at LA-C, 10/10, (5-109, 0 td)
Longest Kickoff Return-- 102, Agnew, Jax vs. Denv., 9/19, td
Punt Return Yards-- 103, Felton, Clev. vs. Chi., 9/26, (7-103, 0 fc, 0 td)
Punt Returns-- 7, Felton, Clev. vs. Chi., 9/26, (7-103, 0 fc, 0 td)
Longest Punt Return-- 42, Duvernay, Balt. at Denv., 10/3
Interceptions-- 2, (7 times in Non-Overtime Games)
Longest Interception Return-- 85, Roberts, Miami at L.V., 9/26 (OT), td
Longest Interception Return-- 66, Lewis, Dal. at T.B., 9/9
Sacks-- 5.0, C. Jones, Ariz. at Tenn., 9/12
Scrimmage Yards-- 237, Henry, Tenn. at Sea., 9/19 (OT), (Rush 35-182, Rec 6-55)
Scrimmage Yards-- 201, Hill, K.C. vs. Clev., 9/12, (Rush 1-4, Rec 11-197)
Longest Punt-- 70, Cole, L.V. vs. Chi., 10/10
Punts-- 10, Martin, Denv. vs. Balt., 10/3, (10-491, 49.1)
Field Goals Made-- 5, Gano, NY-G at Wash., 9/16, (5-5, 55 lg)
Longest Field Goal-- 66, Tucker, Balt. at Det., 9/26



300-Yard Passing Games

442, Jackson, BAL vs. IND 10/11 (ot) (37-43, 4 TD)
435, Carr, LV vs. BAL 09/13 (ot) (34-56, 2 TD)
432, Brady, TB at LAR 09/26 (41-55, 1 TD)
411, Brady, TB vs. MIA 10/10 (30-41, 5 TD)
403, Prescott, DAL at TB 09/09 (42-58, 3 TD)
402, D. Jones, NYG at NO 10/03 (ot) (28-40, 2 TD)
402, Wentz, IND at BAL 10/11 (ot) (25-35, 2 TD)
400, K. Murray, ARI vs. MIN 09/19 (29-36, 3 TD)
398, Herbert, LAC vs. CLE 10/10 (26-43, 4 TD)
387, Hurts, PHI vs. KC 10/03 (32-48, 2 TD)
386, Carr, LV vs. MIA 09/26 (ot) (26-43, 2 TD)
382, Carr, LV at PIT 09/19 (28-37, 2 TD)
379, Brady, TB vs. DAL 09/09 (32-50, 4 TD)
365, Stafford, LAR at SEA 10/07 (25-37, 1 TD)
358, Allen, BUF vs. WAS 09/26 (32-43, 4 TD)
351, Cousins, MIN at CIN 09/12 (ot) (36-49, 2 TD)
348, Burrow, CIN vs. JAX 09/30 (25-32, 2 TD)
347, Tannehill, TEN at SEA 09/19 (ot) (27-40, 0 TD)
344, Aa. Rodgers, GB at CIN 10/10 (ot) (27-39, 2 TD)
343, Stafford, LAR vs. TB 09/26 (27-38, 4 TD)
343, Mahomes, KC at BAL 09/19 (24-31, 3 TD)
343, Wilson, SEA vs. TEN 09/19 (ot) (22-31, 2 TD)
342, Ryan, ATL vs. NYJ 10/10 (33-45, 2 TD)
338, Goff, DET vs. SF 09/12 (38-57, 3 TD)
338, Herbert, LAC vs. DAL 09/19 (31-41, 1 TD)
337, Herbert, LAC at WAS 09/12 (31-47, 1 TD)
337, Mahomes, KC vs. CLE 09/12 (27-36, 3 TD)
336, Heinicke, WAS vs. NYG 09/16 (34-46, 2 TD)
332, Lawrence, JAX at HOU 09/12 (28-51, 3 TD)
328, Bridgewater, DEN at JAX 09/19 (26-34, 2 TD)
326, Hurts, PHI at DAL 09/27 (25-39, 2 TD)
323, Cousins, MIN vs. SEA 09/26 (30-38, 3 TD)
321, Stafford, LAR vs. CHI 09/12 (20-26, 3 TD)
321, Mayfield, CLE at KC 09/12 (21-28, 0 TD)
318, Roethlisberger, PIT vs. CIN 09/26 (38-58, 1 TD)
316, K. Murray, ARI at JAX 09/26 (28-34, 0 TD)
316, Jackson, BAL at DEN 10/03 (22-37, 1 TD)
315, Allen, BUF at KC 10/10 (15-26, 3 TD)
314, Garoppolo, SF at DET 09/12 (17-25, 1 TD)
312, Mills, HOU vs. NE 10/10 (21-29, 3 TD)
305, Darnold, CAR vs. NO 09/19 (26-38, 2 TD)
305, Mayfield, CLE at LAC 10/10 (23-32, 2 TD)
304, Darnold, CAR at HOU 09/23 (23-34, 0 TD)
302, Prescott, DAL vs. NYG 10/10 (22-32, 3 TD)
301, Darnold, CAR at DAL 10/03 (26-39, 2 TD)
300, Ryan, ATL at TB 09/19 (35-46, 2 TD)



100-Yard Receiving Games

206, D. Adams, GB at CIN 10/10 (ot) (11 rec., 1 TD)
 197, Hill, KC vs. CLE 09/12 (11 rec., 1 TD)
 189, Toney, NYG at DAL 10/10 (10 rec., 0 TD)
 189, Samuel, SF at DET 09/12 (9 rec., 1 TD)
 186, Hill, KC at PHI 10/03 (11 rec., 3 TD)
 178, Lockett, SEA vs. TEN 09/19 (ot) (8 rec., 1 TD)
 165, Williams, LAC vs. CLE 10/10 (8 rec., 2 TD)
 163, Kupp, LAR at IND 09/19 (9 rec., 2 TD)
 159, Chase, CIN vs. GB 10/10 (ot) (6 rec., 1 TD)
 159, Sutton, DEN at JAX 09/19 (9 rec., 0 TD)
 156, Samuel, SF vs. SEA 10/03 (8 rec., 2 TD)
 150, Woods, LAR at SEA 10/07 (12 rec., 0 TD)
 149, Njoku, CLE at LAC 10/10 (7 rec., 1 TD)
 147, Andrews, BAL vs. IND 10/11 (ot) (11 rec., 2 TD)
 139, Cooper, DAL at TB 09/09 (13 rec., 2 TD)
 132, Cooks, HOU vs. JAX 09/12 (5 rec., 0 TD)
 132, D. Adams, GB at SF 09/26 (12 rec., 1 TD)
 130, Claypool, PIT vs. DEN 10/10 (5 rec., 1 TD)
 128, Ju. Jones, TEN at SEA 09/19 (ot) (6 rec., 0 TD)
 126, D.J. Moore, CAR at HOU 09/23 (8 rec., 0 TD)
 125, Mooney, CHI vs. DET 10/03 (5 rec., 0 TD)
 125, Brown, BAL vs. IND 10/11 (ot) (9 rec., 2 TD)
 124, Brown, TB vs. MIA 10/10 (7 rec., 2 TD)
 124, Jefferson, MIN vs. DET 10/10 (7 rec., 0 TD)
 123, McLaurin, WAS at ATL 10/03 (6 rec., 2 TD)
 123, Pittman, IND vs. LAR 09/19 (8 rec., 0 TD)
 122, Williams, LAC at KC 09/26 (7 rec., 2 TD)
 122, Smith, PHI vs. KC 10/03 (7 rec., 0 TD)
 121, Brown, TB vs. DAL 09/09 (5 rec., 1 TD)
 121, D. Adams, GB vs. DET 09/20 (8 rec., 0 TD)
 120, Sutton, DEN at PIT 10/10 (7 rec., 1 TD)
 120, D. Jackson, LAR vs. TB 09/26 (3 rec., 1 TD)
 119, Pitts, ATL vs. NYJ 10/10 (9 rec., 1 TD)
 118, Boyd, CIN vs. JAX 09/30 (9 rec., 0 TD)
 118, Jefferson, MIN vs. SEA 09/26 (9 rec., 1 TD)
 117, Watkins, PHI vs. SF 09/19 (2 rec., 0 TD)
 117, Knox, BUF at KC 10/10 (3 rec., 1 TD)
 116, Golladay, NYG at NO 10/03 (ot) (6 rec., 0 TD)
 116, Taylor, IND at BAL 10/11 (ot) (3 rec., 1 TD)
 114, Moore, ARI vs. MIN 09/19 (7 rec., 1 TD)
 114, Diggs, BUF vs. HOU 10/03 (7 rec., 0 TD)
 113, Shepard, NYG vs. DEN 09/12 (7 rec., 1 TD)
 113, Ruggs III, LV at PIT 09/19 (5 rec., 1 TD)
 113, Evans, TB vs. MIA 10/10 (6 rec., 2 TD)
 113, D.J. Moore, CAR at DAL 10/03 (8 rec., 2 TD)
 113, Brown, BAL vs. KC 09/19 (6 rec., 1 TD)
 112, Cooks, HOU vs. CAR 09/23 (9 rec., 0 TD)
 112, Green, ARI at JAX 09/26 (5 rec., 0 TD)
 111, C. Davis, NYJ vs. TEN 10/03 (ot) (4 rec., 1 TD)
 109, C. Moore, HOU vs. NE 10/10 (5 rec., 1 TD)
 109, Kelce, KC at BAL 09/19 (7 rec., 1 TD)
 109, Andrews, BAL at DET 09/26 (5 rec., 0 TD)
 108, Kupp, LAR vs. CHI 09/12 (7 rec., 1 TD)
 108, Allen, LAC vs. DAL 09/19 (4 rec., 0 TD)
 107, Metcalf, SEA at MIN 09/26 (6 rec., 1 TD)
 107, McLaurin, WAS vs. NYG 09/16 (11 rec., 1 TD)
 106, Evans, TB at LAR 09/26 (8 rec., 0 TD)
 105, Godwin, TB vs. DAL 09/09 (9 rec., 1 TD)
 105, Waller, LV vs. BAL 09/13 (ot) (10 rec., 1 TD)
 105, D. Johnson, PIT vs. LV 09/19 (9 rec., 0 TD)
 104, Kirk, ARI at JAX 09/26 (7 rec., 0 TD)
 104, Kelce, KC vs. LAC 09/26 (7 rec., 0 TD)
 104, Lamb, DAL at TB 09/09 (7 rec., 1 TD)
 102, Harris, PIT vs. CIN 09/26 (14 rec., 0 TD)
 101, Chase, CIN vs. MIN 09/12 (ot) (5 rec., 1 TD)
 100, Lockett, SEA at IND 09/12 (4 rec., 2 TD)
 100, Allen, LAC at WAS 09/12 (9 rec., 0 TD)

100-Yard Rushing Games

182, Henry, TEN at SEA 09/19 (ot) (35 att., 3 TD)
 161, Chubb, CLE at LAC 10/10 (21 att., 1 TD)
 157, Henry, TEN at NYJ 10/03 (ot) (33 att., 1 TD)
 149, J. Robinson, JAX vs. TEN 10/10 (18 att., 1 TD)
 143, Elliott, DAL vs. CAR 10/03 (20 att., 1 TD)
 131, Cook, MIN at ARI 09/19 (22 att., 0 TD)
 130, Henry, TEN at JAX 10/10 (29 att., 3 TD)
 127, Mixon, CIN vs. MIN 09/12 (ot) (29 att., 1 TD)
 122, Harris, PIT vs. DEN 10/10 (23 att., 1 TD)
 120, Edmonds, ARI at LAR 10/03 (12 att., 0 TD)
 120, Kamara, NO vs. NYG 10/03 (ot) (26 att., 0 TD)
 117, Ekeler, LAC vs. LV 10/04 (15 att., 1 TD)
 113, Henry, TEN vs. IND 09/26 (28 att., 0 TD)
 113, Mattison, MIN vs. DET 10/10 (25 att., 0 TD)
 112, Mattison, MIN vs. SEA 09/26 (26 att., 0 TD)
 111, Barber, LV vs. MIA 09/26 (ot) (23 att., 1 TD)
 110, Elliott, DAL vs. NYG 10/10 (21 att., 1 TD)
 109, Pollard, DAL at LAC 09/19 (13 att., 1 TD)
 108, Montgomery, CHI at LAR 09/12 (16 att., 1 TD)
 107, Jackson, BAL vs. KC 09/19 (16 att., 2 TD)
 106, Montgomery, CHI vs. DET 10/03 (23 att., 2 TD)
 104, Mitchell, SF at DET 09/12 (19 att., 1 TD)
 103, Jones, GB at CIN 10/10 (ot) (14 att., 0 TD)
 103, Taylor, IND at MIA 10/03 (16 att., 1 TD)
 102, Edwards-Helaire, KC at PHI 10/03 (14 att., 0 TD)
 101, Hubbard, CAR vs. PHI 10/10 (24 att., 0 TD)
 101, Gordon, DEN at NYG 09/12 (11 att., 1 TD)
 100, Chubb, CLE at MIN 10/03 (21 att., 0 TD)
 100, Harris, NE vs. MIA 09/12 (23 att., 0 TD)
 100, Edwards-Helaire, KC vs. LAC 09/26 (17 att., 0 TD)



NFL / LEADING PASSERS

Player, Team	Pct				Avg		Pct			Pct Rating	
	Att	Comp	Comp	Yds	Gain	TD	TD	Long	Int	Int	Points
Wilson, Sea.	125	90	72.0	1196	9.57	10	8.0	69t	1	0.8	125.3
Prescott, Dal.	165	122	73.9	1368	8.29	13	7.9	49t	3	1.8	116.9
Stafford, LA-R	172	117	68.0	1587	9.23	12	7.0	75t	3	1.7	113.2
K. Murray, Ariz	165	124	75.2	1512	9.16	10	6.1	77t	4	2.4	113.0
Brady, T.B.	225	149	66.2	1767	7.85	15	6.7	62t	2	0.9	108.5
J. Winston, N.O.	116	70	60.3	892	7.69	12	10.3	72t	3	2.6	108.1
Burrow, Cin.	145	104	71.7	1269	8.75	11	7.6	70t	6	4.1	106.4
Mahomes, K.C.	195	135	69.2	1490	7.64	16	8.2	75t	6	3.1	106.1
Bridgewater, Den.	149	104	69.8	1180	7.92	7	4.7	55	1	0.7	106.1
Herbert, LA-C	207	139	67.1	1576	7.61	13	6.3	72t	3	1.4	104.7
Jackson, Bal.	167	112	67.1	1519	9.10	8	4.8	49t	3	1.8	104.4
Cousins, Min.	191	133	69.6	1396	7.31	10	5.2	64t	2	1.0	103.7
Allen, Buf.	183	114	62.3	1370	7.49	12	6.6	61	2	1.1	102.5
Aa. Rodgers, G.B.	163	107	65.6	1241	7.61	10	6.1	59	3	1.8	101.3
Wentz, Ind.	173	113	65.3	1322	7.64	7	4.0	76t	1	0.6	99.4
Ryan, Atl.	204	141	69.1	1332	6.53	10	4.9	42t	3	1.5	97.1
Mayfield, Cle.	145	97	66.9	1240	8.55	4	2.8	71t	2	1.4	96.9
Garoppolo, S.F.	118	78	66.1	925	7.84	5	4.2	79t	2	1.7	96.9
D. Jones, NY-G	157	101	64.3	1282	8.17	4	2.5	54t	1	0.6	95.6
Hurts, Phi.	182	118	64.8	1365	7.50	7	3.8	91	3	1.6	93.3
Carr, L.V.	205	131	63.9	1605	7.83	8	3.9	61t	4	2.0	92.8
Goff, Det.	196	131	66.8	1303	6.65	7	3.6	46	3	1.5	91.0
Heinicke, Was.	159	102	64.2	1208	7.60	8	5.0	73t	5	3.1	90.9
Tannehill, Ten.	173	110	63.6	1251	7.23	6	3.5	51	3	1.7	89.5
*M. Jones, N.E.	190	135	71.1	1243	6.54	5	2.6	32	5	2.6	86.4
Darnold, Car.	183	120	65.6	1366	7.46	6	3.3	57t	6	3.3	85.1
Roethlisberger, Pit.	195	124	63.6	1286	6.59	6	3.1	59	4	2.1	84.3
Brissett, Mia.	158	103	65.2	858	5.43	4	2.5	42	2	1.3	82.2
*Mills, Hou.	96	59	61.5	669	6.97	5	5.2	67t	5	5.2	78.0
*Lawrence, Jac.	175	104	59.4	1146	6.55	6	3.4	58	8	4.6	71.3
*Fields, Chi.	72	37	51.4	458	6.36	1	1.4	64	2	2.8	64.5
*Z. Wilson, NY-J	171	98	57.3	1117	6.53	4	2.3	54	9	5.3	62.9

NFL / LEADING PASSERS, RANKS

Player, Team	Pct				Avg		Pct			Pct Rating	
	Att	Comp	Comp	Yds	Gain	TD	TD	Long	Int	Int	Points
Wilson, Sea.	28	28	3	24	1	9t	3		1t	4	1
Prescott, Dal.	19t	11	2	10	7	3t	4		12t	18	2
Stafford, LA-R	16	14	10	3	2	5t	6		12t	16	3
K. Murray, Ariz	19t	9t	1	6	3	9t	11		22t	22	4
Brady, T.B.	1	1	15	1	10	2	7		5t	5	5
J. Winston, N.O.	30	30	29	29	13	5t	1		12t	23	6
Burrow, Cin.	26t	20t	4	18	5	8	5		28t	29	7
Mahomes, K.C.	6t	4t	8	7	15	1	2		28t	26	8
Bridgewater, Den.	25	20t	6	25	9	17t	17		1t	3	9
Herbert, LA-C	2	3	11	4	16	3t	9		12t	10	10
Jackson, Bal.	18	17	12	5	4	14t	16		12t	17	11
Cousins, Min.	8	6	7	8	22	9t	12		5t	6	12
Allen, Buf.	10t	15	27	9	20	5t	8		5t	7	13
Aa. Rodgers, G.B.	21	19	17	21	17	9t	10		12t	19	14
Wentz, Ind.	14t	16	19	14	14	17t	19		1t	1	15
Ryan, Atl.	4	2	9	13	30	9t	15		12t	11	16
Mayfield, Cle.	26t	27	13	22	6	28t	27		5t	9	17
Garoppolo, S.F.	29	29	16	28	11	25t	18		5t	14	18
D. Jones, NY-G	24	25	22	17	8	28t	29		1t	2	19
Hurts, Phi.	12	13	21	12	19	17t	21		12t	13	20
Carr, L.V.	3	7t	24	2	12	14t	20		22t	20	21
Goff, Det.	5	7t	14	15	25	17t	22		12t	12	22
Heinicke, Was.	22	24	23	23	18	14t	14		25t	27	23
Tannehill, Ten.	14t	18	26	19	23	21t	23		12t	15	24
*M. Jones, N.E.	9	4t	5	20	28	25t	28		25t	24	25
Darnold, Car.	10t	12	18	11	21	21t	25		28t	28	26
Roethlisberger, Pit.	6t	9t	25	16	26	21t	26		22t	21	27
Brissett, Mia.	23	23	20	30	32	28t	30		5t	8	28
*Mills, Hou.	31	31	28	31	24	25t	13		25t	31	29
*Lawrence, Jac.	13	20t	30	26	27	21t	24		31	30	30
*Fields, Chi.	32	32t	32	32	31	34t	32		5t	25	31
*Z. Wilson, NY-J	17	26	31	27	29	28t	31		32	32	32

**NFL / FOURTH-QUARTER PASSING LEADERS**

Rank	Player, Team	Att	Comp	Comp%	Yards	YPA	TD	TD%	Int	Int%	Rating
1)	Stafford, LA-R	34	26	76.5	301	8.85	3	8.8	0	0.0	132.1
2)	Mahomes, K.C.	36	25	69.4	301	8.36	6	16.7	1	2.8	122.8
3)	Prescott, Dal.	29	22	75.9	223	7.69	2	6.9	0	0.0	120.3
4)	K. Murray, Ariz	24	20	83.3	225	9.38	1	4.2	0	0.0	119.6
5)	Allen, Buf.	31	23	74.2	226	7.29	2	6.5	0	0.0	115.8
6)	Wilson, Sea.	30	20	66.7	253	8.43	2	6.7	0	0.0	115.0
7)	Herbert, LA-C	55	33	60.0	511	9.29	5	9.1	1	1.8	113.5
8)	J. Winston, N.O.	22	13	59.1	217	9.86	4	18.2	1	4.5	113.1
9)	Brady, T.B.	62	43	69.4	463	7.47	4	6.5	0	0.0	112.5
10)	Jackson, Bal.	38	27	71.1	380	10.00	2	5.3	1	2.6	109.5
11)	Bridgewater, Den.	32	23	71.9	303	9.47	2	6.3	1	3.1	109.2
12)	Wentz, Ind.	48	31	64.6	436	9.08	2	4.2	0	0.0	107.6
13)	Hurts, Phi.	48	30	62.5	356	7.42	3	6.3	0	0.0	105.9
14)	Garoppolo, S.F.	21	13	61.9	176	8.38	1	4.8	0	0.0	104.5
15)	Heinicke, Was.	54	34	63.0	440	8.15	4	7.4	2	3.7	97.8
16)	Darnold, Car.	47	33	70.2	355	7.55	2	4.3	1	2.1	97.4
17)	Carr, L.V.	49	31	63.3	418	8.53	2	4.1	1	2.0	95.5
18)	Tannehill, Ten.	46	30	65.2	268	5.83	2	4.3	0	0.0	95.2
19)	Roethlisberger, Pit.	65	47	72.3	452	6.95	2	3.1	1	1.5	95.2
20)	Goff, Det.	79	54	68.4	577	7.30	2	2.5	1	1.3	92.6
21)	Burrow, Cin.	39	28	71.8	335	8.59	3	7.7	3	7.7	91.3
22)	Brissett, Mia.	42	28	66.7	264	6.29	2	4.8	1	2.4	89.8
23)	*Z. Wilson, NY-J	62	37	59.7	510	8.23	3	4.8	2	3.2	88.8
24)	*M. Jones, N.E.	52	33	63.5	259	4.98	3	5.8	1	1.9	86.9
25)	D. Jones, NY-G	47	27	57.4	335	7.13	1	2.1	0	0.0	86.7
26)	Ryan, Atl.	51	37	72.5	330	6.47	2	3.9	2	3.9	86.2
27)	*Lance, S.F.	24	12	50.0	138	5.75	1	4.2	0	0.0	81.6
28)	Smith, Sea.	17	10	58.8	131	7.71	1	5.9	1	5.9	78.3
29)	Cousins, Min.	64	41	64.1	442	6.91	0	0.0	1	1.6	77.7
30)	Mayfield, Cle.	38	21	55.3	273	7.18	1	2.6	1	2.6	75.9
31)	Aa. Rodgers, G.B.	31	14	45.2	189	6.10	1	3.2	0	0.0	75.9
32)	Glennon, NY-G	18	10	55.6	116	6.44	1	5.6	1	5.6	70.6
33)	*Mills, Hou.	38	24	63.2	233	6.13	1	2.6	2	5.3	67.1
34)	*Lawrence, Jac.	59	36	61.0	400	6.78	1	1.7	3	5.1	65.6
35)	*Fields, Chi.	17	6	35.3	49	2.88	0	0.0	1	5.9	19.5

NFL / THIRD-DOWN PASSING LEADERS

Rank	Player, Team	Att	Comp	Comp%	Yards	YPA	TD	TD%	Int	Int%	Rating
1)	Prescott, Dal.	41	30	73.2	420	10.24	3	7.3	0	0.0	130.1
2)	K. Murray, Ariz	36	24	66.7	327	9.08	5	13.9	1	2.8	123.5
3)	Stafford, LA-R	41	25	61.0	428	10.44	3	7.3	0	0.0	120.8
4)	Carr, L.V.	47	33	70.2	529	11.26	4	8.5	2	4.3	118.1
5)	Ryan, Atl.	58	43	74.1	432	7.45	5	8.6	1	1.7	116.5
6)	J. Winston, N.O.	34	20	58.8	283	8.32	6	17.6	1	2.9	113.1
7)	Herbert, LA-C	55	36	65.5	508	9.24	4	7.3	1	1.8	111.8
8)	Wentz, Ind.	43	28	65.1	344	8.00	4	9.3	1	2.3	111.0
9)	Allen, Buf.	43	21	48.8	293	6.81	6	14.0	0	0.0	110.8
10)	Cousins, Min.	55	40	72.7	434	7.89	2	3.6	0	0.0	107.7
11)	Burrow, Cin.	42	31	73.8	364	8.67	2	4.8	1	2.4	105.7
12)	Garoppolo, S.F.	28	18	64.3	272	9.71	2	7.1	1	3.6	105.1
13)	Hurts, Phi.	41	25	61.0	336	8.20	2	4.9	0	0.0	103.3
14)	Aa. Rodgers, G.B.	42	24	57.1	373	8.88	3	7.1	1	2.4	100.6
15)	Brady, T.B.	45	25	55.6	291	6.47	4	8.9	1	2.2	95.7
16)	Bridgewater, Den.	43	28	65.1	316	7.35	1	2.3	0	0.0	94.7
17)	D. Jones, NY-G	43	26	60.5	409	9.51	0	0.0	0	0.0	92.1
18)	*Mills, Hou.	26	15	57.7	203	7.81	3	11.5	2	7.7	89.1
19)	Goff, Det.	42	27	64.3	264	6.29	2	4.8	1	2.4	87.8
20)	Mahomes, K.C.	37	25	67.6	287	7.76	4	10.8	4	10.8	87.2
21)	Roethlisberger, Pit.	58	33	56.9	428	7.38	4	6.9	3	5.2	81.7
22)	Darnold, Car.	42	27	64.3	249	5.93	2	4.8	2	4.8	76.4
23)	*Z. Wilson, NY-J	40	21	52.5	264	6.60	1	2.5	1	2.5	71.3
24)	*M. Jones, N.E.	50	32	64.0	294	5.88	1	2.0	2	4.0	69.9
25)	Brissett, Mia.	39	23	59.0	173	4.44	0	0.0	0	0.0	69.7
26)	Heinicke, Was.	37	19	51.4	229	6.19	2	5.4	2	5.4	66.2
27)	Tannehill, Ten.	48	28	58.3	315	6.56	2	4.2	3	6.3	65.9
28)	*Lawrence, Jac.	41	19	46.3	242	5.90	1	2.4	1	2.4	63.3
29)	Jackson, Bal.	31	15	48.4	201	6.48	3	9.7	3	9.7	62.1
30)	Mayfield, Cle.	34	17	50.0	184	5.41	0	0.0	1	2.9	54.0

**NFL / LEADING RUSHERS**

Rank	Player, Team	Att	Yards	Avg	Long	TD
1)	Henry, Ten.	142	640	4.5	60t	7
2)	Chubb, Cle.	90	523	5.8	52t	4
3)	Elliott, Dal.	85	452	5.3	47	5
4)	J. Robinson, Jac.	67	387	5.8	58	4
5)	Mixon, Cin.	93	386	4.2	27	3
6)	Kamara, N.O.	94	368	3.9	23t	1
7)	Ekeler, LA-C	67	349	5.2	20	4
8)	Jackson, Bal. (QB)	56	341	6.1	31	2
9)	Taylor, Ind.	73	327	4.5	38	2
10)	Pollard, Dal.	51	325	6.4	28	1
11)	Gibson, Was.	79	313	4.0	27	3
12t)	Jones, G.B.	70	309	4.4	57	2
12t)	Montgomery, Chi.	69	309	4.5	41	3
14)	*Harris, Pit.	78	307	3.9	20	2
15)	Edwards-Helaire, K.C.	65	304	4.7	17	0
16)	Hunt, Cle.	55	295	5.4	33	5
17)	Henderson, LA-R	60	294	4.9	29	3
18)	Singletary, Buf.	55	284	5.2	46t	1
19)	Gordon, Den.	60	282	4.7	70t	2
20)	Edmonds, Ariz	49	270	5.5	54	0
21)	Mattison, Min.	65	258	4.0	48	0
22)	Hurts, Phi. (QB)	43	256	6.0	27	3
23)	Fournette, T.B.	56	251	4.5	21	1
24)	*J. Williams, Den.	54	247	4.6	49	1
25)	J. Williams, Det.	55	244	4.4	20	2
26)	Carson, Sea.	54	232	4.3	33	3
27)	Harris, N.E.	63	230	3.7	35	2
28)	Cook, Min.	51	226	4.4	17	1
29)	*Hubbard, Car.	56	220	3.9	26	0
30)	Sanders, Phi.	48	214	4.5	24	0
31)	Ingram, Hou.	68	212	3.1	12	1
32)	M. Davis, Atl.	62	204	3.3	17	1
33t)	Conner, Ariz	63	201	3.2	11	5
33t)	McCaffrey, Car.	52	201	3.9	18	1
35)	D. Jones, NY-G (QB)	30	197	6.6	46	2
36)	Barkley, NY-G	54	195	3.6	41	2
37)	Swift, Det.	52	190	3.7	16	2
38)	*Mitchell, S.F.	45	189	4.2	38t	1
39)	Allen, Buf. (QB)	35	188	5.4	22	2
40)	Moss, Buf.	46	184	4.0	17	3
41)	Patterson, Atl.	41	173	4.2	14	1
42)	T. Williams, Bal.	31	170	5.5	35t	1
43)	Murray, Bal.	50	168	3.4	11t	3
44)	Gaskin, Mia.	34	167	4.9	18	0
45)	Dillon, G.B.	38	166	4.4	25	0
46)	*Michael Carter, NY-J	47	165	3.5	14	2
47)	Michel, LA-R	45	163	3.6	15	1
48)	Mahomes, K.C. (QB)	23	153	6.7	23	1
49)	Barber, L.V.	37	143	3.9	27	1
50)	Williams, Chi.	32	137	4.3	23	2

NFL / THIRD-AND-ONE RUSHING LEADERS

Rank	Player, Team	Att	FD	Pct
1t)	Carson, Sea.	4	4	100.0
1t)	Harris, N.E.	4	4	100.0
1t)	Brissett, Mia.	3	3	100.0
1t)	Burton, K.C.	3	3	100.0
1t)	Fournette, T.B.	3	3	100.0
1t)	Garoppolo, S.F.	3	3	100.0
1t)	Henry, Ten.	3	3	100.0
1t)	Hurts, Phi.	3	3	100.0
1t)	R. Jones, T.B.	3	3	100.0
1t)	J. Williams, Det.	3	3	100.0
1t)	Coleman, NY-J	2	2	100.0
1t)	Dillon, G.B.	2	2	100.0
1t)	*Gainwell, Phi.	2	2	100.0
1t)	*Harris, Pit.	2	2	100.0
1t)	Herbert, LA-C	2	2	100.0
1t)	Hunt, Cle.	2	2	100.0
1t)	Jones, G.B.	2	2	100.0
1t)	*M. Jones, N.E.	2	2	100.0
1t)	Mattison, Min.	2	2	100.0
1t)	McKissic, Was.	2	2	100.0
1t)	Penny, NY-G	2	2	100.0
1t)	Darre. Williams, K.C.	2	2	100.0
1t)	Wilson, Sea.	2	2	100.0
24)	Taylor, Ind.	6	5	83.3
25t)	Carr, L.V.	4	3	75.0
25t)	Darnold, Car.	4	3	75.0
25t)	Elliott, Dal.	4	3	75.0
25t)	Gibson, Was.	4	3	75.0
25t)	Tannehill, Ten.	4	3	75.0
25t)	J. Winston, N.O.	4	3	75.0
31t)	Ingram, Hou.	6	4	66.7
31t)	Allen, Buf.	3	2	66.7
31t)	D. Jones, NY-G	3	2	66.7
31t)	*Lance, S.F.	3	2	66.7
31t)	Michel, LA-R	3	2	66.7
31t)	Montgomery, Chi.	3	2	66.7
31t)	Pollard, Dal.	3	2	66.7
38)	Conner, Ariz	5	3	60.0
39)	Sanders, Phi.	4	2	50.0
40)	Mixon, Cin.	5	2	40.0



NFL / LEADERS IN RECEPTIONS

Rank	Player, Team	Rec	Yards	Avg	Long	TD
1)	D. Adams, G.B.	42	579	13.8	59	2
2t)	Kupp, LA-R	37	523	14.1	56t	5
2t)	Hill, K.C.	37	516	13.9	75t	4
4)	D.J. Moore, Car.	35	440	12.6	39	3
5)	Allen, LA-C	34	369	10.9	42	1
6)	Jefferson, Min.	33	462	14.0	37	3
7t)	Samuel, S.F.	31	548	17.7	79t	3
7t)	Williams, LA-C	31	471	15.2	72t	6
7t)	Cooks, Hou.	31	392	12.6	52	1
7t)	Meyers, N.E.	31	302	9.7	27	0
11)	Kelce, K.C. (TE)	30	369	12.3	46t	4
12t)	Andrews, Bal. (TE)	29	400	13.8	41	2
12t)	McLaurin, Was.	29	400	13.8	37	3
12t)	Evans, T.B.	29	393	13.6	34t	4
12t)	Pittman, Ind.	29	368	12.7	42t	1
12t)	Godwin, T.B.	29	366	12.6	28	2
12t)	Swift, Det. (RB)	29	252	8.7	43t	1
18t)	Brown, Bal.	28	451	16.1	49t	5
18t)	Diggs, Buf.	28	374	13.4	61	1
18t)	Waller, L.V. (TE)	28	319	11.4	29	2
18t)	Renfrow, L.V.	28	305	10.9	27	2
18t)	*Harris, Pit. (RB)	28	198	7.1	25t	1
23t)	Woods, LA-R	27	322	11.9	25	2
23t)	Boyd, Cin.	27	283	10.5	33	1
23t)	Ridley, Atl.	27	255	9.4	22	1
23t)	*Waddle, Mia.	27	231	8.6	36	1
27t)	Schultz, Dal. (TE)	26	280	10.8	30	3
27t)	Thielen, Min.	26	267	10.3	24t	4
27t)	Beasley, Buf.	26	215	8.3	22	0
30t)	Lockett, Sea.	25	390	15.6	69t	3
30t)	Metcalf, Sea.	25	383	15.3	30	5
30t)	Sutton, Den.	25	377	15.1	55	1
30t)	Cooper, Dal.	25	318	12.7	35t	4
30t)	*Smith, Phi.	25	314	12.6	37	1
30t)	D. Johnson, Pit.	25	305	12.2	50t	3
30t)	Patterson, Atl. (RB)	25	295	11.8	42t	4
37t)	Lamb, Dal.	24	348	14.5	49t	2
37t)	*Pitts, Atl. (TE)	24	308	12.8	39	1
37t)	Hockenson, Det. (TE)	24	237	9.9	23	2
40t)	*Chase, Cin.	23	456	19.8	70t	5
40t)	Hopkins, Ariz	23	312	13.6	38	4
40t)	Ekeler, LA-C (RB)	23	194	8.4	20	3
40t)	Edmonds, Ariz (RB)	23	159	6.9	36	0
44t)	T. Patrick, Den.	22	302	13.7	31	2
44t)	Gesicki, Mia. (TE)	22	227	10.3	27	1
44t)	Hardman, K.C.	22	199	9.0	26	1
44t)	Gaskin, Mia. (RB)	22	131	6.0	24t	2
48t)	Kirk, Ariz	21	283	13.5	35	2
48t)	*Moore, Ariz	21	270	12.9	77t	1
48t)	M. Jones, Jac.	21	243	11.6	33	2
48t)	Fant, Den. (TE)	21	176	8.4	25	2



NFL / RECEIVING YARDAGE LEADERS

Rank	Player, Team	Yards	Rec	Avg	Long	TD
1)	D. Adams, G.B.	579	42	13.8	59	2
2)	Samuel, S.F.	548	31	17.7	79t	3
3)	Kupp, LA-R	523	37	14.1	56t	5
4)	Hill, K.C.	516	37	13.9	75t	4
5)	Williams, LA-C	471	31	15.2	72t	6
6)	Jefferson, Min.	462	33	14.0	37	3
7)	*Chase, Cin.	456	23	19.8	70t	5
8)	Brown, Bal.	451	28	16.1	49t	5
9)	D.J. Moore, Car.	440	35	12.6	39	3
10t)	Andrews, Bal. (TE)	400	29	13.8	41	2
10t)	McLaurin, Was.	400	29	13.8	37	3
12)	Evans, T.B.	393	29	13.6	34t	4
13)	Cooks, Hou.	392	31	12.6	52	1
14)	Lockett, Sea.	390	25	15.6	69t	3
15)	Metcalf, Sea.	383	25	15.3	30	5
16)	Sutton, Den.	377	25	15.1	55	1
17)	Diggs, Buf.	374	28	13.4	61	1
18t)	Allen, LA-C	369	34	10.9	42	1
18t)	Kelce, K.C. (TE)	369	30	12.3	46t	4
20)	Pittman, Ind.	368	29	12.7	42t	1
21)	Godwin, T.B.	366	29	12.6	28	2
22t)	Lamb, Dal.	348	24	14.5	49t	2
22t)	Ruggs III, L.V.	348	17	20.5	61t	1
24)	Claypool, Pit.	341	20	17.1	59	1
25)	Brown, T.B.	325	20	16.3	62t	3
26t)	Sanders, Buf.	322	19	16.9	41	4
26t)	Woods, LA-R	322	27	11.9	25	2
28)	Waller, L.V. (TE)	319	28	11.4	29	2
29)	Cooper, Dal.	318	25	12.7	35t	4
30)	*Smith, Phi.	314	25	12.6	37	1
31)	Hopkins, Ariz	312	23	13.6	38	4
32)	*Pitts, Atl. (TE)	308	24	12.8	39	1
33t)	D. Johnson, Pit.	305	25	12.2	50t	3
33t)	Renfrow, L.V.	305	28	10.9	27	2
35t)	C. Davis, NY-J	302	20	15.1	53t	3
35t)	Meyers, N.E.	302	31	9.7	27	0
35t)	T. Patrick, Den.	302	22	13.7	31	2
38)	Patterson, Atl. (RB)	295	25	11.8	42t	4
39)	Watkins, Bal.	292	18	16.2	49	0
40t)	Boyd, Cin.	283	27	10.5	33	1
40t)	Kirk, Ariz	283	21	13.5	35	2
42)	Golladay, NY-G	282	17	16.6	28	0
43)	*Toney, NY-G	281	20	14.1	38	0
44)	Schultz, Dal. (TE)	280	26	10.8	30	3
45)	*Moore, Ariz	270	21	12.9	77t	1
46t)	Thielen, Min.	267	26	10.3	24t	4
46t)	Watkins, Phi.	267	13	20.5	91	0
48t)	Green, Ariz	261	16	16.3	41t	2
48t)	Knox, Buf. (TE)	261	18	14.5	53t	5
48t)	Mooney, Chi.	261	20	13.1	64	0

**NFL / THIRD-DOWN RECEIVING LEADERS**

Rank	Player, Team	Rec	Yards	Avg	Long	TD
1)	Jefferson, Min.	13	196	15.1	37	1
2)	Renfrow, L.V.	12	142	11.8	25	2
3t)	D. Adams, G.B.	11	174	15.8	50	0
3t)	Allen, LA-C	11	162	14.7	42	0
3t)	Hill, K.C.	11	146	13.3	44t	2
6t)	Pittman, Ind.	10	122	12.2	42	0
6t)	Ridley, Atl.	10	112	11.2	22	0
6t)	Boyd, Cin.	10	108	10.8	22	1
6t)	Osborn, Min.	10	91	9.1	25	0
10t)	Cooks, Hou.	9	170	18.9	52	1
10t)	Samuel, S.F.	9	162	18.0	79t	1
10t)	*Chase, Cin.	9	134	14.9	21	0
10t)	Schultz, Dal. (TE)	9	119	13.2	30	1
14t)	Waller, L.V. (TE)	8	127	15.9	29	1
14t)	Meyers, N.E.	8	107	13.4	27	0
14t)	*Pitts, Atl. (TE)	8	105	13.1	24	0
14t)	*Waddle, Mia.	8	65	8.1	14	0
14t)	Bernard, T.B. (RB)	8	42	5.3	10t	1
19t)	Williams, LA-C	7	149	21.3	72t	2
19t)	Diggs, Buf.	7	122	17.4	61	1
19t)	Cobb, G.B.	7	106	15.1	25	1
19t)	Claypool, Pit.	7	93	13.3	23	1
19t)	D.J. Moore, Car.	7	90	12.9	29	1
19t)	Kupp, LA-R	7	89	12.7	35	0
19t)	Shepard, NY-G	7	89	12.7	20	0
19t)	McNichols, Ten. (RB)	7	87	12.4	27	1
19t)	Kelce, K.C. (TE)	7	86	12.3	23	1
19t)	Woods, LA-R	7	80	11.4	20	1
19t)	McKissic, Was. (RB)	7	76	10.9	30t	1
19t)	Thielen, Min.	7	74	10.6	19	1
19t)	Fant, Den. (TE)	7	53	7.6	11	1
32t)	Brown, T.B.	6	139	23.2	62t	1
32t)	Cooper, Dal.	6	89	14.8	21t	1
32t)	Parker, Mia.	6	76	12.7	30	0
32t)	Patterson, Atl. (RB)	6	70	11.7	23	2
32t)	*Harris, Pit. (RB)	6	68	11.3	25t	1
32t)	Mooney, Chi.	6	58	9.7	15	0
32t)	*St. Brown, Det.	6	56	9.3	17	0
32t)	Gesicki, Mia. (TE)	6	54	9.0	18	0
32t)	Henry, N.E. (TE)	6	54	9.0	13t	1
32t)	Hurst, Atl. (TE)	6	51	8.5	17t	1
32t)	Arnold, Car.-Jac. (TE)	6	45	7.5	12	0
32t)	*Marshall Jr., Car.	6	44	7.3	11	0
32t)	Edmonds, Ariz (RB)	6	42	7.0	7	0
32t)	Bolden, N.E. (RB)	6	37	6.2	15	0
46t)	D. Johnson, Pit.	5	139	27.8	50t	2
46t)	*Toney, NY-G	5	102	20.4	38	0
46t)	Kirk, Ariz	5	87	17.4	26t	2
46t)	Cook, LA-C (TE)	5	77	15.4	23	1
46t)	*Smith, Phi.	5	75	15.0	19	1
46t)	T. Patrick, Den.	5	63	12.6	31	0
46t)	Robinson, Chi.	5	61	12.2	18	1
46t)	Rogers, Ten.	5	57	11.4	20	1
46t)	Hopkins, Ariz	5	56	11.2	23	2
46t)	Shenault, Jac.	5	56	11.2	20	0
46t)	*Moore, Ariz	5	53	10.6	18	0
46t)	Godwin, T.B.	5	47	9.4	19	0
46t)	Higbee, LA-R (TE)	5	43	8.6	12	1
46t)	Reagor, Phi.	5	43	8.6	24	0
46t)	White, N.E. (RB)	5	42	8.4	26	0
46t)	Hockenson, Det. (TE)	5	37	7.4	15	1
46t)	*Freiermuth, Pit. (TE)	5	29	5.8	14	0

**NFL / LEADING SCORERS, NONKICKERS**

Rank	Player, Team	TD	Rush	Rec	Ret	X2	Pts
1t)	Ekeler, LA-C (RB)	7	4	3	0	1	44
1t)	Henry, Ten. (RB)	7	7	0	0	1	44
3)	Williams, LA-C (WR)	6	0	6	0	1	38
4)	Elliott, Dal. (RB)	6	5	1	0	0	36
5)	Hunt, Cle. (RB)	5	5	0	0	1	32
6t)	Brown, Bal. (WR)	5	0	5	0	0	30
6t)	*Chase, Cin. (WR)	5	0	5	0	0	30
6t)	Conner, Ariz (RB)	5	5	0	0	0	30
6t)	Darnold, Car. (QB)	5	5	0	0	0	30
6t)	Jones, G.B. (RB)	5	2	3	0	0	30
6t)	Knox, Buf. (TE)	5	0	5	0	0	30
6t)	Kupp, LA-R (WR)	5	0	5	0	0	30
6t)	Metcalf, Sea. (WR)	5	0	5	0	0	30
6t)	Patterson, Atl. (RB)	5	1	4	0	0	30
15t)	Chubb, Cle. (RB)	4	4	0	0	0	24
15t)	Cooper, Dal. (WR)	4	0	4	0	0	24
15t)	Evans, T.B. (WR)	4	0	4	0	0	24
15t)	Gibson, Was. (RB)	4	3	1	0	0	24
15t)	Gronkowski, T.B. (TE)	4	0	4	0	0	24
15t)	Hill, K.C. (WR)	4	0	4	0	0	24
15t)	Hopkins, Ariz (WR)	4	0	4	0	0	24
15t)	Kamara, N.O. (RB)	4	1	3	0	0	24
15t)	Kelce, K.C. (TE)	4	0	4	0	0	24
15t)	Moss, Buf. (RB)	4	3	1	0	0	24
15t)	J. Robinson, Jac. (RB)	4	4	0	0	0	24
15t)	Samuel, S.F. (WR)	4	1	3	0	0	24
15t)	Sanders, Buf. (WR)	4	0	4	0	0	24
15t)	Thielen, Min. (WR)	4	0	4	0	0	24
29t)	Barkley, NY-G (RB)	3	2	1	0	0	18
29t)	Brown, T.B. (WR)	3	0	3	0	0	18
29t)	Callaway, N.O. (WR)	3	0	3	0	0	18
29t)	Carson, Sea. (RB)	3	3	0	0	0	18
29t)	C. Davis, NY-J (WR)	3	0	3	0	0	18
29t)	Godwin, T.B. (WR)	3	1	2	0	0	18
29t)	*Harris, Pit. (RB)	3	2	1	0	0	18
29t)	Henderson, LA-R (RB)	3	3	0	0	0	18
29t)	Hill, N.O. (WR)	3	3	0	0	0	18
29t)	Hurts, Phi. (QB)	3	3	0	0	0	18
29t)	Jacobs, L.V. (RB)	3	3	0	0	0	18
29t)	Jefferson, Min. (WR)	3	0	3	0	0	18
29t)	D. Johnson, Pit. (WR)	3	0	3	0	0	18
29t)	Ju. Johnson, N.O. (TE)	3	0	3	0	0	18
29t)	Lockett, Sea. (WR)	3	0	3	0	0	18
29t)	McLaurin, Was. (WR)	3	0	3	0	0	18
29t)	Mixon, Cin. (RB)	3	3	0	0	0	18
29t)	Montgomery, Chi. (RB)	3	3	0	0	0	18
29t)	D.J. Moore, Car. (WR)	3	0	3	0	0	18
29t)	K. Murray, Ariz (QB)	3	3	0	0	0	18
29t)	Murray, Bal. (RB)	3	3	0	0	0	18
29t)	Pascal, Ind. (WR)	3	0	3	0	0	18
29t)	Schultz, Dal. (TE)	3	0	3	0	0	18
29t)	Swift, Det. (RB)	3	2	1	0	0	18
29t)	Taylor, Ind. (RB)	3	2	1	0	0	18

**NFL / LEADING SCORERS, KICKERS**

Rank	Player, Team	PAT	FG	Pct	Long	Pts
1)	Bass, Buf.	19/19	11/12	.917	48	52
2)	Folk, N.E.	6/ 8	14/15	.933	52	48
3)	Gay, LA-R	15/16	10/11	.909	53	45
4)	Zuerlein, Dal.	17/19	9/11	.818	56	44
5)	Prater, Ariz	19/19	8/11	.727	62	43
6t)	Crosby, G.B.	12/13	10/13	.769	54	42
6t)	McManus, Den.	9/ 9	11/11	1.000	47	42
6t)	Tucker, Bal.	9/ 9	11/12	.917	66	42
9t)	Joseph, Min.	11/12	10/12	.833	55	41
9t)	Succop, T.B.	20/21	7/ 9	.778	48	41
11t)	Blankenship, Ind.	7/ 8	11/14	.786	48	40
11t)	McLaughlin, Cle.	13/13	9/ 9	1.000	57	40
13t)	Carlson, L.V.	9/10	10/11	.909	55	39
13t)	Gano, NY-G	6/ 6	11/13	.846	55	39
13t)	Hopkins, Was.	9/11	10/11	.909	49	39
16)	Bullock, Ten.	10/11	9/11	.818	46	37
17t)	Boswell, Pit.	10/10	8/ 9	.889	56	34
17t)	Butker, K.C.	19/19	5/ 5	1.000	54	34
19t)	Elliott, Phi.	10/10	7/ 8	.875	58	31
19t)	Koo, Atl.	10/10	7/ 7	1.000	52	31
21)	Santos, Chi.	9/ 9	7/ 7	1.000	47	30
22t)	Gonzalez, Det.-Car.	10/11	6/ 8	.750	50	28
22t)	*McPherson, Cin.	13/13	5/ 8	.625	53	28
22t)	Vizcaino, LA-C	10/14	6/ 7	.857	46	28
25)	Myers, Sea.	15/16	3/ 5	.600	53	24
26t)	Sanders, Mia.	8/ 8	5/ 6	.833	50	23
26t)	Slye, Hou.-S.F.	8/ 9	5/ 6	.833	53	23
28)	*Ammendola, NY-J	3/ 4	6/ 7	.857	49	21
29)	Gould, S.F.	11/11	3/ 4	.750	52	20
30)	Seibert, Det.	4/ 4	5/ 6	.833	52	19
31)	Rosas, N.O.	13/13	1/ 4	.250	44	16
32)	Santoso, Car.-Ten.-Det.	5/ 6	3/ 3	1.000	35	14
33)	Lambo, Jac.	5/ 7	0/ 3	.000	--	5
34t)	Fairbairn, Hou.	1/ 3	1/ 2	.500	33	4
34t)	Wright, Jac.	4/ 5	0/ 1	.000	--	4
36)	Parkey, N.O.	3/ 5	0/ 0	---	--	3
37t)	Badgley, Ten.	1/ 2	0/ 1	.000	--	1
37t)	Wishnowsky, S.F.	1/ 2	0/ 1	.000	--	1
39)	Pinion, T.B.	0/ 0	0/ 1	.000	--	0

NFL / TOUCHBACKS ON KICKOFFS

Rank	Player, Team	TB
1)	Zuerlein, Dal.	29
2)	Prater, Ariz	28
3)	Pinion, T.B.	25
4t)	Bass, Buf.	22
4t)	Butker, K.C.	22
6)	Joseph, Min.	21
7t)	Gay, LA-R	19
7t)	Hopkins, Was.	19
7t)	McManus, Den.	19
10)	Tucker, Bal.	18
11)	*McPherson, Cin.	17
12t)	Rosas, N.O.	16
12t)	Slye, Hou.-S.F.	16
14)	Elliott, Phi.	15
15t)	Bailey, N.E.	14
15t)	Carlson, L.V.	14
15t)	Crosby, G.B.	14
15t)	Gano, NY-G	14
15t)	McLaughlin, Cle.	14
20t)	Bullock, Ten.	13
20t)	Sanchez, Ind.	13
20t)	Sanders, Mia.	13
20t)	Vizcaino, LA-C	13
24)	Santos, Chi.	12
25t)	*Ammendola, NY-J	11
25t)	Boswell, Pit.	11
25t)	Santoso, Car.-Ten.-Det.	11
28)	Gonzalez, Det.-Car.	10
29t)	Lambo, Jac.	7
29t)	Myers, Sea.	7
29t)	Wishnowsky, S.F.	7
32t)	Cooke, Jac.	6
32t)	Nizialek, Atl.	6
34t)	Gould, S.F.	4
34t)	Koo, Atl.	4
36)	Seibert, Det.	3
37t)	Badgley, Ten.	2
37t)	Gillikin, N.O.	2
39t)	Fairbairn, Hou.	1
39t)	Parkey, N.O.	1



NFL / MOST YARDS FROM SCRIMMAGE

Rank	Player, Team	Total			Rushing			Receiving		
		Yards	Att+Rec	Avg	Yards	Att	Avg	Yards	Rec	Avg
1)	Henry, Ten. (RB)	765	156	4.9	640	142	4.5	125	14	8.9
2)	D. Adams, G.B. (WR)	579	42	13.8	0	0	---	579	42	13.8
3)	Samuel, S.F. (WR)	570	37	15.4	22	6	3.7	548	31	17.7
4)	Hill, K.C. (WR)	561	41	13.7	45	4	11.3	516	37	13.9
5)	Chubb, Cle. (RB)	558	95	5.9	523	90	5.8	35	5	7.0
6)	Ekeler, LA-C (RB)	543	90	6.0	349	67	5.2	194	23	8.4
7)	Taylor, Ind. (RB)	524	87	6.0	327	73	4.5	197	14	14.1
8)	Kupp, LA-R (WR)	518	38	13.6	-5	1	-5.0	523	37	14.1
9)	Elliott, Dal. (RB)	507	94	5.4	452	85	5.3	55	9	6.1
10)	*Harris, Pit. (RB)	505	106	4.8	307	78	3.9	198	28	7.1
11)	Kamara, N.O. (RB)	481	109	4.4	368	94	3.9	113	15	7.5
12)	J. Robinson, Jac. (RB)	475	81	5.9	387	67	5.8	88	14	6.3
13)	Williams, LA-C (WR)	471	31	15.2	0	0	---	471	31	15.2
14)	Patterson, Atl. (RB)	468	66	7.1	173	41	4.2	295	25	11.8
15)	Jefferson, Min. (WR)	462	33	14.0	0	0	---	462	33	14.0
16)	Brown, Bal. (WR)	456	29	15.7	5	1	5.0	451	28	16.1
17)	D.J. Moore, Car. (WR)	455	39	11.7	15	4	3.8	440	35	12.6
18)	*Chase, Cin. (WR)	454	24	18.9	-2	1	-2.0	456	23	19.8
19)	Hunt, Cle. (RB)	444	72	6.2	295	55	5.4	149	17	8.8
20)	Swift, Det. (RB)	442	81	5.5	190	52	3.7	252	29	8.7
21)	Jones, G.B. (RB)	441	87	5.1	309	70	4.4	132	17	7.8
22)	Gibson, Was. (RB)	432	89	4.9	313	79	4.0	119	10	11.9
23)	Edmonds, Ariz (RB)	429	72	6.0	270	49	5.5	159	23	6.9
24t)	Fournette, T.B. (RB)	418	75	5.6	251	56	4.5	167	19	8.8
24t)	Pollard, Dal. (RB)	418	63	6.6	325	51	6.4	93	12	7.8
26)	Mixon, Cin. (RB)	417	101	4.1	386	93	4.2	31	8	3.9
27t)	Andrews, Bal. (TE)	400	29	13.8	0	0	---	400	29	13.8
27t)	McLaurin, Was. (WR)	400	29	13.8	0	0	---	400	29	13.8
29)	Cooks, Hou. (WR)	397	32	12.4	5	1	5.0	392	31	12.6
30)	Evans, T.B. (WR)	393	29	13.6	0	0	---	393	29	13.6
31)	Lockett, Sea. (WR)	390	25	15.6	0	0	---	390	25	15.6
32)	Henderson, LA-R (RB)	384	70	5.5	294	60	4.9	90	10	9.0
33)	Metcalf, Sea. (WR)	383	25	15.3	0	0	---	383	25	15.3
34t)	Gordon, Den. (RB)	378	70	5.4	282	60	4.7	96	10	9.6
34t)	Mattison, Min. (RB)	378	80	4.7	258	65	4.0	120	15	8.0
36)	Sutton, Den. (WR)	377	25	15.1	0	0	---	377	25	15.1
37)	Diggs, Buf. (WR)	374	28	13.4	0	0	---	374	28	13.4
38)	Pittman, Ind. (WR)	373	30	12.4	5	1	5.0	368	29	12.7
39t)	Allen, LA-C (WR)	369	34	10.9	0	0	---	369	34	10.9
39t)	Kelce, K.C. (TE)	369	30	12.3	0	0	---	369	30	12.3
41)	Godwin, T.B. (WR)	368	30	12.3	2	1	2.0	366	29	12.6
42)	Edwards-Helaire, K.C. (RB)	365	73	5.0	304	65	4.7	61	8	7.6
43t)	Lamb, Dal. (WR)	364	27	13.5	16	3	5.3	348	24	14.5
43t)	McCaffrey, Car. (RB)	364	68	5.4	201	52	3.9	163	16	10.2
45)	Claypool, Pit. (WR)	363	22	16.5	22	2	11.0	341	20	17.1
46)	Montgomery, Chi. (RB)	358	75	4.8	309	69	4.5	49	6	8.2
47)	Ruggs III, L.V. (WR)	357	19	18.8	9	2	4.5	348	17	20.5
48)	J. Williams, Det. (RB)	345	70	4.9	244	55	4.4	101	15	6.7
49)	Jackson, Bal. (QB)	341	56	6.1	341	56	6.1	0	0	---
50)	Woods, LA-R (WR)	340	31	11.0	18	4	4.5	322	27	11.9



NFL / LEADERS IN FIRST DOWNS

Rank	Player, Team	Rush	Rec	Tot
1)	Henry, Ten. (RB)	34	6	40
2)	Taylor, Ind. (RB)	25	6	31
3)	Ekeler, LA-C (RB)	19	10	29
4t)	D. Adams, G.B. (WR)	0	28	28
4t)	Elliott, Dal. (RB)	25	3	28
6)	Hill, K.C. (WR)	2	25	27
7t)	Chubb, Cle. (RB)	24	2	26
7t)	*Harris, Pit. (RB)	16	10	26
7t)	Hunt, Cle. (RB)	17	9	26
7t)	D.J. Moore, Car. (WR)	2	24	26
11t)	Gibson, Was. (RB)	21	4	25
11t)	J. Robinson, Jac. (RB)	21	4	25
13)	Jefferson, Min. (WR)	0	24	24
14t)	Fournette, T.B. (RB)	11	12	23
14t)	Jones, G.B. (RB)	15	8	23
14t)	Kelce, K.C. (TE)	0	23	23
14t)	Swift, Det. (RB)	12	11	23
14t)	J. Williams, Det. (RB)	17	6	23
19t)	Godwin, T.B. (WR)	1	21	22
19t)	Kupp, LA-R (WR)	0	22	22
19t)	Patterson, Atl. (RB)	8	14	22
19t)	Pollard, Dal. (RB)	18	4	22
19t)	Williams, LA-C (WR)	0	22	22
24t)	Evans, T.B. (WR)	0	21	21
24t)	Henderson, LA-R (RB)	17	4	21
24t)	Kamara, N.O. (RB)	14	7	21
24t)	Montgomery, Chi. (RB)	18	3	21
24t)	Samuel, S.F. (WR)	1	20	21
29t)	Allen, LA-C (WR)	0	20	20
29t)	Andrews, Bal. (TE)	0	20	20
29t)	Jackson, Bal. (QB)	20	0	20
29t)	Woods, LA-R (WR)	0	20	20
33t)	Brown, Bal. (WR)	1	18	19
33t)	McCaffrey, Car. (RB)	7	12	19
33t)	McLaurin, Was. (WR)	0	19	19
33t)	Metcalfe, Sea. (WR)	0	19	19
33t)	Mixon, Cin. (RB)	17	2	19
38t)	Conner, Ariz (RB)	17	1	18
38t)	Cook, Min. (RB)	15	3	18
38t)	Cooper, Dal. (WR)	0	18	18
38t)	Edmonds, Ariz (RB)	14	4	18
38t)	Hopkins, Ariz (WR)	0	18	18
38t)	Hurts, Phi. (QB)	18	0	18
38t)	Moss, Buf. (RB)	13	5	18
38t)	Sanders, Buf. (WR)	1	17	18
46t)	Allen, Buf. (QB)	17	0	17
46t)	Diggs, Buf. (WR)	0	17	17
46t)	Lamb, Dal. (WR)	1	16	17
46t)	T. Patrick, Den. (WR)	0	17	17
46t)	Pittman, Ind. (WR)	0	17	17



NFL / LEADING PUNTERS

Rank	Player, Team	No	Yards	Lg	Avg	TB	Blk	Dwn	OB	Opp			Net	
										Ret	Yds	In	20	Avg
1)	Cole, L.V.	23	1202	70	52.3	1	0	1	3	13	173	10	43.9	
2)	Lee, Ariz	18	911	60	50.6	3	0	3	1	8	41	5	45.0	
3)	Fox, Det.	18	902	67	50.1	1	0	4	1	7	70	9	45.1	
4)	Bailey, N.E.	17	847	68	49.8	3	1	2	2	6	72	7	39.7	
5)	Gillikin, N.O.	21	1046	60	49.8	1	0	3	4	10	107	7	43.8	
6)	O'Donnell, Chi.	20	995	63	49.8	1	0	0	0	12	156	5	41.0	
7)	Anger, Dal.	13	644	63	49.5	1	0	0	1	7	32	7	45.5	
8)	Cooke, Jac.	22	1076	64	48.9	0	0	3	3	9	82	8	45.2	
9)	Berry, Min.	24	1168	63	48.7	0	0	1	3	15	111	5	44.0	
10)	Way, Was.	17	811	56	47.7	1	0	1	1	11	72	4	42.3	
11)	Dickson, Sea.	25	1190	68	47.6	4	0	5	1	11	81	13	41.2	
12)	Morstead, NY-J	17	807	59	47.5	0	0	1	1	7	79	6	42.8	
13)	Sanchez, Ind.	16	759	57	47.4	0	0	0	1	10	72	6	42.9	
14)	Koch, Bal.	20	944	57	47.2	1	0	1	1	10	86	7	41.9	
15)	Siposs, Phi.	20	927	68	46.4	2	0	5	2	8	76	7	40.6	
16)	Long, LA-C	14	646	63	46.1	0	0	3	1	9	68	6	41.3	
17)	Wishnowsky, S.F.	19	874	59	46.0	2	0	5	1	6	42	12	41.7	
18)	Bojorquez, G.B.	15	685	63	45.7	0	0	2	5	6	62	6	41.5	
19)	Martin, Den.	23	1047	68	45.5	2	0	5	2	6	68	13	40.8	
20)	Johnston, Hou.	24	1092	61	45.5	1	0	2	2	12	77	9	41.5	
21)	Nizialek, Atl.	18	817	62	45.4	2	0	3	3	7	61	6	39.8	
22)	Dixon, NY-G	17	761	61	44.8	2	0	4	0	7	74	5	38.1	
23)	Huber, Cin.	22	984	61	44.7	3	0	4	3	4	35	9	40.4	
24)	Haack, Buf.	14	622	60	44.4	3	1	2	3	4	12	5	36.7	
25)	*Harvin, Pit.	18	787	63	43.7	0	0	3	3	8	62	7	40.3	
26)	Pinion, T.B.	17	742	65	43.6	1	0	2	2	7	51	7	39.5	
27)	Palardy, Mia.	22	950	61	43.2	2	0	4	1	10	61	8	38.6	
28)	Hekker, LA-R	13	547	54	42.1	0	0	1	5	3	20	9	40.5	
29)	Gillan, Cle.	15	627	54	41.8	1	0	0	2	7	34	5	38.2	
30)	Charlton, Car.	21	821	54	39.1	0	1	2	2	3	33	8	35.8	

NFL / LEADING PUNTERS, NET AVERAGE

Rank	Player, Team	No	Yards	Lg	Avg	TB	Blk	Dwn	OB	Opp			Net	
										Ret	Yds	In	20	Avg
1)	Anger, Dal.	13	644	63	49.5	1	0	0	1	7	32	7	45.5	
2)	Cooke, Jac.	22	1076	64	48.9	0	0	3	3	9	82	8	45.2	
3)	Fox, Det.	18	902	67	50.1	1	0	4	1	7	70	9	45.1	
4)	Lee, Ariz	18	911	60	50.6	3	0	3	1	8	41	5	45.0	
5)	Berry, Min.	24	1168	63	48.7	0	0	1	3	15	111	5	44.0	
6)	Cole, L.V.	23	1202	70	52.3	1	0	1	3	13	173	10	43.9	
7)	Gillikin, N.O.	21	1046	60	49.8	1	0	3	4	10	107	7	43.8	
8)	Sanchez, Ind.	16	759	57	47.4	0	0	0	1	10	72	6	42.9	
9)	Morstead, NY-J	17	807	59	47.5	0	0	1	1	7	79	6	42.8	
10)	Way, Was.	17	811	56	47.7	1	0	1	1	11	72	4	42.3	
11)	Koch, Bal.	20	944	57	47.2	1	0	1	1	10	86	7	41.9	
12)	Wishnowsky, S.F.	19	874	59	46.0	2	0	5	1	6	42	12	41.7	
13)	Bojorquez, G.B.	15	685	63	45.7	0	0	2	5	6	62	6	41.5	
14)	Johnston, Hou.	24	1092	61	45.5	1	0	2	2	12	77	9	41.5	
15)	Long, LA-C	14	646	63	46.1	0	0	3	1	9	68	6	41.3	
16)	Dickson, Sea.	25	1190	68	47.6	4	0	5	1	11	81	13	41.2	
17)	O'Donnell, Chi.	20	995	63	49.8	1	0	0	0	12	156	5	41.0	
18)	Martin, Den.	23	1047	68	45.5	2	0	5	2	6	68	13	40.8	
19)	Siposs, Phi.	20	927	68	46.4	2	0	5	2	8	76	7	40.6	
20)	Hekker, LA-R	13	547	54	42.1	0	0	1	5	3	20	9	40.5	
21)	Huber, Cin.	22	984	61	44.7	3	0	4	3	4	35	9	40.4	
22)	*Harvin, Pit.	18	787	63	43.7	0	0	3	3	8	62	7	40.3	
23)	Nizialek, Atl.	18	817	62	45.4	2	0	3	3	7	61	6	39.8	
24)	Bailey, N.E.	17	847	68	49.8	3	1	2	2	6	72	7	39.7	
25)	Pinion, T.B.	17	742	65	43.6	1	0	2	2	7	51	7	39.5	
26)	Palardy, Mia.	22	950	61	43.2	2	0	4	1	10	61	8	38.6	
27)	Gillan, Cle.	15	627	54	41.8	1	0	0	2	7	34	5	38.2	
28)	Dixon, NY-G	17	761	61	44.8	2	0	4	0	7	74	5	38.1	
29)	Haack, Buf.	14	622	60	44.4	3	1	2	3	4	12	5	36.7	
30)	Charlton, Car.	21	821	54	39.1	0	1	2	2	3	33	8	35.8	

**NFL / PUNT RETURN LEADERS**

Rank	Player, Team	Ret	FC	Yards	Avg	Long	TD
1)	Duvernay, Bal.	11	7	189	17.2	42	0
2)	Rogers, Ten.	9	8	120	13.3	22	0
3)	D. Spencer, Den.	10	4	108	10.8	25	0
4)	*Moore, Ariz	8	5	82	10.3	27	0
5)	Grant, Mia.-Chi.	10	1	97	9.7	21	0
6)	*Felton, Cle.	18	0	171	9.5	24	0
7)	Erickson, Car.	12	8	111	9.3	22	0
8)	Raymond, Det.	7	4	64	9.1	22	0
9)	Olszewski, N.E.	9	3	80	8.9	18	0
10)	McKenzie, Buf.	11	4	91	8.3	20	0
11)	Aiyuk, S.F.	10	0	81	8.1	14	0
12)	D. Phillips, Cin.	11	7	88	8.0	16	0
13)	Renfrow, L.V.	10	7	76	7.6	17	0
14)	*A. Williams, Atl.	9	1	52	5.8	15	0
15)	Reagor, Phi.	10	7	52	5.2	22	0
16)	Westbrook, Min.	9	9	45	5.0	15	0
17)	Roberts, Hou.	7	2	30	4.3	11	0

NFL / KICKOFF RETURN LEADERS

Rank	Player, Team	Ret	Yards	Avg	Long	TD
1)	Agnew, Jac.	8	250	31.3	102t	1
2)	Carter, Was.	14	381	27.2	101t	1
3)	Harris, N.O.	9	239	26.6	39	0
4)	*Herbert, Chi.	9	234	26.0	50	0
5)	Patterson, Atl.	8	199	24.9	32	0
6)	McCloud, Pit.	10	248	24.8	40	0
7)	Pringle, K.C.	13	321	24.7	33	0
8)	B. Wilson, Cin.	10	238	23.8	44	0
9)	Board, NY-G	7	161	23.0	38	0
10)	Cannon, Bal.-S.F.	7	150	21.4	68	0
11)	Roberts, Hou.	14	295	21.1	38	0
12)	*Hill, G.B.	8	163	20.4	41	0
13)	Dallas, Sea.	9	170	18.9	33	0
14)	*Rountree III, LA-C	7	117	16.7	24	0
15)	Rogers, Ten.	7	114	16.3	19	0

**NFL / LEADERS IN INTERCEPTIONS**

Rank	Player, Team	Int	Yards	Avg	Long	TD
1)	Diggs, Dal.	6	100	16.7	59t	1
2t)	Hyde, Buf.	3	37	12.3	26t	1
2t)	Murphy, Ariz	3	36	12.0	29t	1
2t)	L. Wilson, Cin.	3	31	10.3	18	0
5t)	M. Williams, N.O.	2	56	28.0	53	0
5t)	Mathieu, K.C.	2	50	25.0	34t	1
5t)	Edwards, T.B.	2	46	23.0	31t	2
5t)	P. Williams, N.O.	2	46	23.0	46	0
5t)	A. Brown, Dal.	2	45	22.5	45t	1
5t)	Ju. Reid, Hou.	2	45	22.5	24	0
5t)	*Adebo, N.O.	2	33	16.5	33	0
5t)	L. Johnson, Hou.	2	32	16.0	32	0
5t)	*Samuel Jr., LA-C	2	26	13.0	26	0
5t)	Slay, Phi.	2	21	10.5	19	0
5t)	Campbell, G.B.	2	15	7.5	13	0
5t)	Byard, Ten.	2	12	6.0	12	0
5t)	Bradberry, NY-G	2	5	2.5	5	0
5t)	Diggs, Sea.	2	5	2.5	5	0
5t)	Reeder, LA-R	2	2	1.0	2	0
5t)	J. Jackson, N.E.	2	1	0.5	1	0
5t)	Averett, Bal.	2	0	0.0	0	0
5t)	Oruwariye, Det.	2	0	0.0	0	0

NFL / LEADERS IN SACKS

Rank	Player, Team	Sacks
1)	Garrett, Cle. (DE)	7.0
2t)	Judon, N.E. (LB)	6.5
2t)	Reddick, Car. (LB)	6.5
4t)	Hargrave, Phi. (DT)	6.0
4t)	Hunter, Min. (DE)	6.0
6t)	Bosa, S.F. (DE)	5.0
6t)	C. Jones, Ariz (LB)	5.0
6t)	Mack, Chi. (LB)	5.0
6t)	T. Watt, Pit. (LB)	5.0
10t)	Hendrickson, Cin. (DE)	4.5
10t)	Landry, Ten. (LB)	4.5
10t)	Miller, Den. (LB)	4.5
10t)	Quinn, Chi. (LB)	4.5
14t)	Griffen, Min. (DE)	4.0
14t)	C. Harris, Det. (LB)	4.0
14t)	Taylor, Sea. (DE)	4.0
17t)	Barrett, T.B. (LB)	3.5
17t)	Quinn. Williams, NY-J (DT)	3.5
19t)	J. Allen, Was. (DT)	3.0
19t)	Burns, Car. (DE)	3.0
19t)	Danna, K.C. (DE)	3.0
19t)	Donald, LA-R (DE)	3.0
19t)	Floyd, LA-R (LB)	3.0
19t)	Ford, S.F. (DE)	3.0
19t)	Franklin-Myers, NY-J (DE)	3.0
19t)	B. Hill, Cin. (DE)	3.0
19t)	A. Johnson, NY-G (NT)	3.0
19t)	Mercilus, Hou. (DE)	3.0
19t)	*Ojulari, NY-G (LB)	3.0
19t)	*Oweh, Bal. (LB)	3.0
19t)	*Rousseau, Buf. (DE)	3.0
19t)	Sweat, Was. (DE)	3.0
19t)	Uche, N.E. (LB)	3.0
34t)	Adeniyi, Ten. (LB)	2.5
34t)	J. Allen, Jac. (LB)	2.5
34t)	Bosa, LA-C (DE)	2.5
34t)	*Parsons, Dal. (LB)	2.5
34t)	Thomas, L.V. (DE)	2.5
39t)	Bowser, Bal. (LB)	2.0
39t)	Bush, Pit. (LB)	2.0
39t)	Clowney, Cle. (DE)	2.0
39t)	Crosby, L.V. (DE)	2.0
39t)	Fackrell, LA-C (LB)	2.0
39t)	Fowler, Atl. (DE)	2.0
39t)	Gholston, T.B. (DE)	2.0
39t)	Tr. Gipson, Chi. (LB)	2.0
39t)	Golden, Ariz (LB)	2.0
39t)	Gotsis, Jac. (DE)	2.0
39t)	Greenard, Hou. (DE)	2.0
39t)	Gregory, Dal. (DE)	2.0
39t)	Hollins, LA-R (LB)	2.0
39t)	Huff, NY-J (DE)	2.0
39t)	A. Johnson, Den. (LB)	2.0
39t)	Br. Jones, Mia. (DB)	2.0
39t)	Jones, K.C. (DE)	2.0
39t)	Joseph-Day, LA-R (DT)	2.0
39t)	Kpassagnon, N.O. (DE)	2.0
39t)	Lewis, LA-R (LB)	2.0
39t)	Lotulelei, Buf. (DT)	2.0
39t)	Muhammad, Ind. (DE)	2.0
39t)	Ngakoue, L.V. (DE)	2.0
39t)	*Odighizuwa, Dal. (DT)	2.0
39t)	Philon, L.V. (DT)	2.0
39t)	Pierce, Min. (DT)	2.0
39t)	Reed, Den. (LB)	2.0
39t)	P. Smith, G.B. (LB)	2.0
39t)	Ro. Smith, Chi. (LB)	2.0
39t)	*Sterns, Den. (DB)	2.0
39t)	*Tryon-Shoyinka, T.B. (LB)	2.0
39t)	Tuioti-Mariner, Atl. (LB)	2.0
39t)	Turay, Ind. (DE)	2.0
39t)	Young, Bal. (DB)	2.0

**NFL / FUMBLE RECOVERIES**

Rank	Player, Team	TotRec	OffRec	DefRec
1t)	Carr, L.V.	3	3	0
1t)	Leonard, Ind.	3	1	2
1t)	Prescott, Dal.	3	3	0
4t)	Allen, Buf.	2	2	0
4t)	Brissett, Mia.	2	2	0
4t)	Cousins, Min.	2	2	0
4t)	Davis, LA-C	2	0	2
4t)	Dulin, Ind.	2	0	2
4t)	Duvernay, Bal.	2	2	0
4t)	*Fields, Chi.	2	2	0
4t)	Goff, Det.	2	2	0
4t)	Hurts, Phi.	2	2	0
4t)	Jackson, Bal.	2	2	0
4t)	D. Jones, NY-G	2	2	0
4t)	Milano, Buf.	2	0	2
4t)	*Mills, Hou.	2	2	0
4t)	K. Murray, Ariz	2	2	0
4t)	Paradis, Car.	2	2	0
4t)	Patterson, Atl.	2	2	0
4t)	Simpson, L.V.	2	2	0
4t)	*Z. Wilson, NY-J	2	2	0

NFL / OFFENSIVE FUMBLE RECOVERIES

Rank	Player, Team	Ret	Yards	Avg	Long	TD
1t)	Carr, L.V.	3	0	0.0	0	0
1t)	Prescott, Dal.	3	0	0.0	0	0
3t)	Duvernay, Bal.	2	2	1.0	2t	1
3t)	Allen, Buf.	2	0	0.0	0	0
3t)	Brissett, Mia.	2	0	0.0	0	0
3t)	Cousins, Min.	2	0	0.0	0	0
3t)	*Fields, Chi.	2	0	0.0	0	0
3t)	Goff, Det.	2	0	0.0	0	0
3t)	Hurts, Phi.	2	0	0.0	0	0
3t)	Jackson, Bal.	2	0	0.0	0	0
3t)	D. Jones, NY-G	2	0	0.0	0	0
3t)	*Mills, Hou.	2	0	0.0	0	0
3t)	K. Murray, Ariz	2	0	0.0	0	0
3t)	Paradis, Car.	2	0	0.0	0	0
3t)	Patterson, Atl.	2	0	0.0	0	0
3t)	Simpson, L.V.	2	0	0.0	0	0
3t)	*Z. Wilson, NY-J	2	0	0.0	0	0

NFL / DEFENSIVE FUMBLE RECOVERIES

Rank	Player, Team	Ret	Yards	Avg	Long	TD
1t)	Davis, LA-C	2	34	17.0	20	0
1t)	Leonard, Ind.	2	29	14.5	21	0
1t)	Dulin, Ind.	2	0	0.0	0t	1
1t)	Milano, Buf.	2	0	0.0	0	0
5t)	D. Phillips, NY-J	1	34	34.0	34	0
5t)	Byard, Ten.	1	30	30.0	30t	1
5t)	Chinn, Car.	1	18	18.0	18	0
5t)	Ta. Gipson, Chi.	1	13	13.0	13	0
5t)	Ya-Sin, Ind.	1	13	13.0	13	0
5t)	A. Johnson, Den.	1	10	10.0	10	0
5t)	Lewis, Dal.	1	10	10.0	10	0
5t)	Mack, Chi.	1	8	8.0	8	0
5t)	Payne, Was.	1	6	6.0	6	0
5t)	Baker, Ariz	1	5	5.0	5	0
5t)	Peters, Ariz	1	4	4.0	4	0
5t)	Sherman, T.B.	1	4	4.0	4	0
5t)	Walker, Atl.	1	4	4.0	4	0
5t)	Campbell, G.B.	1	3	3.0	3	0
5t)	Br. Jones, Mia.	1	3	3.0	3	0
5t)	Oliver, Atl.	1	2	2.0	2	0
5t)	C. Jones, Ariz	1	1	1.0	1	0
5t)	Nichols, Chi.	1	1	1.0	1	0
5t)	Perryman, L.V.	1	1	1.0	1	0
5t)	Allen, Ariz	1	0	0.0	0	0
5t)	Barnes, G.B.	1	0	0.0	0	0
5t)	Carter, NY-G	1	0	0.0	0	0
5t)	*Carter II, NY-J	1	0	0.0	0	0
5t)	Clark, G.B.	1	0	0.0	0	0
5t)	Collins, Det.-N.E.	1	0	0.0	0	0
5t)	Cox, Phi.	1	0	0.0	0t	1
5t)	Elliss, N.O.	1	0	0.0	0	0
5t)	Fackrell, LA-C	1	0	0.0	0	0
5t)	Ferguson, Mia.	1	0	0.0	0	0
5t)	Golden, Ariz	1	0	0.0	0	0
5t)	Gregory, Dal.	1	0	0.0	0	0
5t)	Heyward, Pit.	1	0	0.0	0	0
5t)	Howard, Mia.	1	0	0.0	0	0
5t)	Hyder, Sea.	1	0	0.0	0	0
5t)	D. Johnson, S.F.	1	0	0.0	0	0
5t)	J. Johnson, N.O.-Hou.	1	0	0.0	0	0
5t)	T. Jones, Buf.	1	0	0.0	0	0
5t)	Klein, Buf.	1	0	0.0	0	0
5t)	S. Lawson, NY-J	1	0	0.0	0	0
5t)	J. Lynch, Min.	1	0	0.0	0	0
5t)	McDowell, Cle.	1	0	0.0	0	0
5t)	*Melifonwu, Det.	1	0	0.0	0	0
5t)	Niemann, K.C.	1	0	0.0	0	0
5t)	*Oweh, Bal.	1	0	0.0	0	0
5t)	*Paye, Ind.	1	0	0.0	0	0
5t)	Philon, L.V.	1	0	0.0	0	0
5t)	Pratt, Cin.	1	0	0.0	0	0
5t)	Ragland, NY-G	1	0	0.0	0	0
5t)	Rankins, NY-J	1	0	0.0	0	0
5t)	Reed, Sea.	1	0	0.0	0	0
5t)	Reed, Den.	1	0	0.0	0	0
5t)	Reeves-Maybin, Det.	1	0	0.0	0	0
5t)	*Rhattigan, Sea.	1	0	0.0	0	0
5t)	Ryan, NY-G	1	0	0.0	0	0
5t)	Sieler, Mia.	1	0	0.0	0	0
5t)	A. Smith, Buf.	1	0	0.0	0	0
5t)	Suh, T.B.	1	0	0.0	0	0
5t)	Takitaki, Cle.	1	0	0.0	0	0
5t)	T. Watt, Pit.	1	0	0.0	0	0
5t)	White, Buf.	1	0	0.0	0	0
5t)	B. Williams, Bal.	1	0	0.0	0	0
5t)	Young, LA-R	1	0	0.0	0	0
5t)	Kirksey, Hou.	1	-1	-1.0	-1	0
5t)	Judon, N.E.	1	-6	-6.0	-6	0



Team/Offense Rank (Within League)

BAL	BUF	CIN	CLE	DEN	HOU	IND	JAX	KC	LV	LAC	MIA	NE	NYJ	PIT	TEN	ARI	ATL	CAR	CHI	DAL	DET	GB	LAR	MIN	NO	NYG	PHI	SF	SEA	TB	WAS	
1	8	25	5	18	29	16t	21	4	13	7	31	26	30	27	10	TYds/G	6	23	16t	32	2	24	22	9	11	28	12	14	15	19	3	20
2	12	13	8	17	29	20	16	5	21	11	31	27	30	24	22	TYds/P	7	28	23	32	3	26	19	1	15	25	9	10	14	4	6	18
4	5	22	1	12	28	14	6	7	29	17	32	27	30	31	3	RYds/G	8	25	18	9	2	20	21	23	15	10	24	13	11	19	26	16
6	9	23	1	8	32	12	2	5	31	13	25	27	30	29	7	RshAvg	16	26	28	14	3	11	20	24	15	18	21	4	17	10	22	19
6	9	24	25	22	28	15	27	5	4	3	30	20	29	19	26	PsYd/G	7	14	13	32	11	23	16t	2	10	31	8	12	18	16t	1	21
3	11	7	9	22	18	21	24	10	16	14	31	27	30	25	28	PasAvg	2	26	23	32	5	29	15	1	17	20	6	19	12	4	8	13
17	3	30	6	5	29	4	31	26	20	8	11	24	32	21	14	%HdInt	22	9	27	23	18t	10	16	15	2	28	12t	12t	18t	7	1	25
23	2	29	27	24	26	18	9	3	20	7	25	15	30	14	31	Sac/PP	16	5	22	32	11t	19	17	1	10	21	8	13	11t	28	6	4
9	6	28t	7t	21	32	11t	24	1	17t	5	30	23	31	26	3t	1D/Gm	11t	15t	10	28t	2	7t	19	14	15t	27	20	22	13	25	3t	17t
27	3	23	17	32	12	18	29	1	13	4	25	9	22	8	20	3D Eff	14	7	21	28	2	30	11	6	19	10	15t	15t	24	26	5	31
4	22	5t	21	2	5t	13t	8	30t	25	3	13t	5t	26	30t	12	4D Eff	1	24	9t	28	13t	27	23	13t	9t	13t	13t	29	13t	30t	13t	9t
1	17	18	8t	6	31	26	32	22	20	21	23	13	3	12	2	PR Avg	7	24	10	15	14	11	27	30	29	4	5	28	16	19	25	8t
14t	8	9	19	28	16	12	1	7	23	30t	10t	18	3	5	32	KR Avg	30t	27	13	6	17	22	26	21	24	4	10t	20	25	29	14t	2
13	31	23	30	19	20	12	7	18	1	21	26	14	9	24	27	GPntAv	2	28	32	5	6	3	17	29	8	4	22	15	16	11	25	10
12	31	21	28	18	15	9	2	11	6	23	26	24	8	22	30	NPntAv	4	27	32	17	1	3	14	20	5	7	29	19	13	16	25	10
9	1	18	6t	24	29	21	28	5	19t	6t	31	26	32	27	10	Pts/Gm	4	22	16t	30	2	25	13t	8	19t	11	23	16t	15	13t	3	12
7t	7t	29	1t	1t	26	22	32	1t	9t	14t	18t	6	14t	12	24	FG%	25	1t	21	1t	20	14t	23	9t	18t	31	17	13	28	30	27	9t

Opponent/Defense Rank (Within League)

BAL	BUF	CIN	CLE	DEN	HOU	IND	JAX	KC	LV	LAC	MIA	NE	NYJ	PIT	TEN	ARI	ATL	CAR	CHI	DAL	DET	GB	LAR	MIN	NO	NYG	PHI	SF	SEA	TB	WAS	
24	1	11	4	3	26	18	28	31	10	19	30	5	20	16	21	TYds/G	13	12	2	8	25	22	6	23	17	14	29	9	7	32	15	27
28	1	11	7	3	21	26	30	32	5	23	22	6	9	16	27	TYds/P	14	18	2	13	29	31	10	15	19	12	24	4	8	25	17	20
7	3	10	2	6	26	14	20	29	25	32	24	15	21	9	16	RYds/G	28	13	8	12	5	23	11	19	22	4	27	30	17	31	1	18
17	4	13	3	5	23	11	7	30	27	32	20	6	9	10	26	RshAvg	31	19	22	8	14	21	18	25	29	2	28	15	16	24	1	12
28t	2	16	11	6	18	20	25	28t	4	7	26	5	15	19	21	PsYd/G	8	14	1	12	31	17	10	23	13	24	22	3	9	30	32	27
25	1	8	10	5	26	29	32	30	3	13	23	11	12	20	27	PasAvg	6	19	2	14	21	31	7	15	17	16	24	4	9	28	18	22
22	1	16	23	14	4	17	28	19	31	11t	25	5	32	24	20	%HdInt	6	30	8	13	2	15	7	10	18	3	21	11t	29	26	9	27
17	7	13	4	8	25	15	23	31	18	16	26	5	10	21	19	Sac/PP	11	22	2	1	30	6	20	9	3	32	28	12	14	24	29	27
23t	2	12t	4	3	26t	18	21t	30t	12t	21t	30t	5	25	6	8	1D/Gm	10t	20	1	7	14t	9	10t	29	14t	17	23t	26t	14t	32	19	28
7	5	18	22	21	19	14	16	24	9	17	32	20	10	15	13	3D Eff	3	26	1	23	11	2	27	30	4	8	29	25	6	12	28	31
14t	2	11t	21	7t	14t	28t	31t	28t	22t	10	25t	25t	22t	19t	22t	4D Eff	6	7t	4t	9	25t	31t	14t	1	11t	19t	28t	14t	4t	13	3	14t
17	1	19	3	28	6	11	20	9	31	14t	5	29	26	16	32	PR Avg	4	18	27	30	2	22	23	8	14t	25	24	21	10	13	12	7
4t	22	10	13	32	16t	20	23	1	19	25	12	15	16t	27	3	KR Avg	4t	31	28	14	29	16t	30	26	9	7	11	21	6	2	8	24
27	15	11	32	30	13	5	17	6	9	25	28	7	1	8	26	GPntAv	23	20	24	29	14	22	12	4	19	10	21	3	31	16	2	18
11	13	9	29	30	26	10	22t	4t	14	27	25	1	2	7	8	NPntAv	19	17	20	32	18	24	12	15	28	3	16	4t	22t	21	6	31
14t	1	7t	11	2	27	23	29	32	17	12t	30	5	18	10	24	Pts/Gm	6	28	3	7t	14t	25	19t	12t	9	4	26	21	16	22	19t	31
8t	24t	4t	12t	8t	21t	24t	15t	24t	19	12t	15t	2	23	24t	7	FG%	3	24t	24t	24t	4t	11	1	12t	21t	17t	20	24t	4t	17t	10	24t