



CHARGERS

LA

# GAME RELEASE

WEEK 17 at DENVER BRONCOS

SUN. DEC. 31, 2023 | 1:25 PM PT



LOS ANGELES CHARGERS

# GAME RELEASE

714.540.7100 ✦ chargers.com ✦ @chargers



Josh.Rupprecht@chargers.nfl.com ✦ Jennifer.Rojas@chargers.nfl.com ✦ Jamaal.LaFrance@chargers.nfl.com

Brock.Anderson@chargers.nfl.com ✦ Danny.Markino@chargers.nfl.com ✦ Jordan.Colquitt@chargers.nfl.com ✦ Leonie.Strehl@chargers.nfl.com

## CHARGERS HEAD TO DENVER TO CLOSE ROAD SLATE

The Los Angeles Chargers close the 2023 calendar year by flying to the Mile High City, playing the Denver Broncos on Sun., Dec. 31. The Chargers and Broncos will kick off from from Empower Field at Mile High at 1:25 p.m. PT. Tom McCarthy, James Lofton, Jay Feely and Tiffany Blackmon have the call on CBS, while Matt “Money” Smith, Daniel Jeremiah and Shannon Farren will broadcast on the Chargers Radio Network airwaves on ALT FM-98.7 as well as on SiriusXM 83 or 382 and on the SiriusXM app. Adrian Garcia-Marquez and Francisco Pinto will present the game in Spanish on Que Buena Los Angeles.

The teams faced off in Week 14 at SoFi Stadium, with the Broncos winning, 24-7. 10 of the last 13 matchups in the Mile High City have been decided by one score, including six of them by less than seven points.

The offensive unit for the Bolts features **Austin Ekeler**, who is closing in on 1,000 yards from scrimmage for the third consecutive season. **Khalil Mack** leads the defense with 15 sacks, tying his single-season career high. **Alohi Gilman** picked off his first pass of the season last week. **Cameron Dicker** has made 24-of-25 field goals and all 35 extra points to total 107 points scored. Rookie **Derius Davis** leads all qualifying punt returners with an average of 16.2 yards per punt return.

Denver’s offense is led by Russell Wilson, who has thrown 24 touchdowns and added another three on the ground. Wilson has thrown for 2,832 yards and connected with Courtland Sutton for 10 touchdowns through the air. Javonte Williams leads the team on the ground with 677 rushing yards. Defensively, Justin Simmons paces the unit with three interceptions, while Nik Bonitto has a team-high seven sacks. Will Lutz has been among the best kickers in the NFL, totaling 106 points.

The Bolts close the 2023 season in Week 18 against the Kansas City Chiefs at SoFi Stadium. The game will either be played on Sat., Jan. 6 or Sun., Jan. 7. Kickoff and broadcast network are TBD.

## BY THE NUMBERS

- 5** K Cameron Dicker drilled all five field goal attempts last week, becoming the first Chargers kicker to make at least five field goals in a game in a decade.
- 70.8** QB Easton Stick has completed 70.8 percent of his passes (46-of-65) over his first two career starts. Among players with at least three passing scores and a rushing touchdown in their first two career starts, Stick’s 70.8 completion percentage ranks as the third-best in NFL history.
- 4** The Chargers have held opponents to zero third-down conversions in the first half four times this season, the most in the NFL.

## ON THE CALL

**TELEVISION: CBS**  
**Play-by-play:** Tom McCarthy  
**Analysts:** James Lofton & Jay Feely  
**Sideline:** Tiffany Blackmon

**SPANISH RADIO: QUE BUENA LOS ANGELES (FM-105.5/94.3)**  
**Play-by-play:** Adrian Garcia-Marquez  
**Analyst:** Francisco Pinto

**CHARGERS RADIO: ALT FM-98.7**  
**Play-by-play:** Matt “Money” Smith  
**Analyst:** Daniel Jeremiah  
**Sideline:** Shannon Farren

**CHARGERS MOBILE APP:** Official team news, full game stats and live press conferences are available on the Chargers mobile app. For more details, visit [Chargers.com/app](http://Chargers.com/app).

## 2023 CHARGERS SCHEDULE

### PRESEASON (2-1)

Wk	Date	Opponent	TV	Result
1	Sat., Aug. 12	at L.A. Rams	CBS LA	W, 34-17
2	Sun., Aug. 20	NEW ORLEANS	CBS LA	L, 22-17
3	Fri., Aug. 25	at San Francisco	CBS LA	W, 23-12

### REGULAR SEASON (5-10)

Wk	Date	Opponent	TV	Time*/Res.
1	Sun., Sept. 10	MIAMI	CBS	L, 36-34
2	Sun., Sept. 17	at Tennessee	CBS	L, 27-24 (OT)
3	Sun., Sept. 24	at Minnesota	FOX	W, 28-24
4	Sun., Oct. 1	LAS VEGAS	CBS	W, 24-17
5	—	BYE	—	—
6	Mon., Oct. 16	DALLAS	ABC/ESPN	L, 20-17
7	Sun., Oct. 22	at Kansas City	CBS	L, 31-17
8	Sun., Oct. 29	CHICAGO	NBC	W, 30-13
9	Mon., Nov. 6	at N.Y. Jets	ABC/ESPN	W, 27-6
10	Sun., Nov. 12	DETROIT	CBS	L, 41-38
11	Sun., Nov. 19	at Green Bay	FOX	L, 23-20
12	Sun., Nov. 26	BALTIMORE	NBC	L, 20-10
13	Sun., Dec. 3	at New England	CBS	W, 6-0
14	Sun., Dec. 10	DENVER	CBS	L, 24-7
15	Thurs., Dec. 14	at Las Vegas	PRIME	L, 63-21
16	Sat., Dec. 23	BUFFALO	PEACOCK	L, 24-22
17	Sun., Dec. 31	at Denver	CBS	1:25 p.m.
18	Jan. 6/Jan. 7	KANSAS CITY	TBD	TBD

\*All Times Pacific

HOME GAMES IN CAPS

## 2023 AFC WEST STANDINGS

Team	W	L	T	Pct.	PF	PA
Kansas City	9	6	0	.600	333	265
Las Vegas	7	8	0	.467	285	294
Denver	7	8	0	.467	327	377
<b>L.A. Chargers</b>	<b>5</b>	<b>10</b>	<b>0</b>	<b>.333</b>	<b>325</b>	<b>369</b>

## RELEASE INDEX

Content	Page	Content	Page
The 2023 Schedule . . . . .	2	Austin Ekeler Notes . . . . .	22
Broncos Series History . . . . .	3	Derwin James Jr. Notes . . . . .	25
The Matchup . . . . .	5	Khalil Mack Notes . . . . .	27
Connections . . . . .	7	Offensive Player Notes . . . . .	30
Antonio Gates . . . . .	8	Defensive Player Notes . . . . .	31
Community . . . . .	9	Specialist Notes . . . . .	32
Coaching Staff . . . . .	10	Career Stats vs. Broncos . . . . .	34
Team Notes . . . . .	11	2023 Stats . . . . .	40
Uniform Records . . . . .	14	Game Summaries . . . . .	42
Easton Stick Notes . . . . .	15	Rosters & Transactions . . . . .	50
Keenan Allen Notes . . . . .	16	Media Information . . . . .	59

# BREAKING DOWN THE 2023 SCHEDULE

SERIES BREAKDOWN	2023 RECORD	NOTES
 <p><b>ALL-TIME:</b> 15-18-0  <b>HOME:</b> 11-9-0  <b>AWAY:</b> 4-9-0  <b>LAST:</b> L, 36-34 – 2023 vs. Dolphins</p>	<p><b>OVERALL:</b> 11-4-0  <b>HOME:</b> 7-1-0  <b>AWAY:</b> 4-3-0  <b>STANDING:</b> 1st AFC East</p>	<p>The Chargers host Miami for the 20th time ever in Week 1, with the Dolphins holding a 17-15 mark in the all-time series. Los Angeles topped Miami last season on <i>Sunday Night Football</i>, holding the Dolphins to 219 total net yards, the fewest allowed in the series by a Chargers defense in over 50 years.</p>
 <p><b>ALL-TIME:</b> 28-16-1  <b>HOME:</b> 19-3-1  <b>AWAY:</b> 9-13-0  <b>LAST:</b> L, 27-24 (OT) – 2023 at Titans</p>	<p><b>OVERALL:</b> 5-10-0  <b>HOME:</b> 4-4-0  <b>AWAY:</b> 1-6-0  <b>STANDING:</b> 4th AFC South</p>	<p>The Chargers are 28-15-1 (0.651) against the former AFL West rival. Los Angeles have won 11 of the past 13 games overall, including three of the last five on the road. Four of the last five matchups in the series have been decided by one score.</p>
 <p><b>ALL-TIME:</b> 7-8-0  <b>HOME:</b> 3-3-0  <b>AWAY:</b> 4-5-0  <b>LAST:</b> W, 28-24 – 2023 at Vikings</p>	<p><b>OVERALL:</b> 7-8-0  <b>HOME:</b> 2-5-0  <b>AWAY:</b> 5-3-0  <b>STANDING:</b> 2nd NFC North</p>	<p>The Week 3 matchup will be Los Angeles' first regular-season game at U.S. Bank Stadium, as the team hasn't visited the Twin Cities since 2015. Typically high-scoring affairs, the winning team scored at least 24 points in all but two of the series' 14 matchups.</p>
 <p><b>ALL-TIME:</b> 58-68-2  <b>HOME:</b> 30-33-1  <b>AWAY:</b> 28-35-1  <b>LAST:</b> L, 63-21 – 2023 at Raiders</p>	<p><b>OVERALL:</b> 7-8-0  <b>HOME:</b> 5-3-0  <b>AWAY:</b> 2-5-0  <b>STANDING:</b> 2nd AFC West</p>	<p>The Chargers have won 14 of the past 20 home contests against the Raiders, scoring 20-plus points in all but five of those matchups. Los Angeles has won 12 of the past 19 games against the Raiders on the road. 10 of the past 14 road games against the Raiders have been decided by one score, including three in overtime.</p>
 <p><b>ALL-TIME:</b> 5-8-0  <b>HOME:</b> 2-6-0  <b>AWAY:</b> 3-2-0  <b>LAST:</b> L, 20-17 – 2023 vs. Cowboys</p>	<p><b>OVERALL:</b> 10-5-0  <b>HOME:</b> 7-0-0  <b>AWAY:</b> 3-5-0  <b>STANDING:</b> 2nd NFC East</p>	<p>The Bolts have won four of the last six games against the Cowboys, including a 22-point victory in Dallas on Thanksgiving in 2017. The Chargers have won three-straight games on <i>Monday Night Football</i>, while the contest marks the team's first-ever Monday night game against the Cowboys.</p>
 <p><b>ALL-TIME:</b> 57-68-1  <b>HOME:</b> 31-30-1  <b>AWAY:</b> 26-38-0  <b>LAST:</b> L, 31-17 – 2023 at Chiefs</p>	<p><b>OVERALL:</b> 9-6-0  <b>HOME:</b> 4-4-0  <b>AWAY:</b> 5-2-0  <b>STANDING:</b> 1st AFC West</p>	<p>The Chargers have won two of the last three road games against the Chiefs, including back-to-back wins in 2020 and 2021. The Chargers have an all-time regular-season home record against the Chiefs of 31-30-1, with the last four matchups being decided by one score.</p>
 <p><b>ALL-TIME:</b> 7-7-0  <b>HOME:</b> 5-3-0  <b>AWAY:</b> 2-4-0  <b>LAST:</b> W, 30-13 – 2023 vs. Bears</p>	<p><b>OVERALL:</b> 6-9-0  <b>HOME:</b> 4-3-0  <b>AWAY:</b> 2-6-0  <b>STANDING:</b> 4th NFC North</p>	<p>Los Angeles plays against Chicago for the 14th time in history and the eighth at home, with the Bolts holding a 4-3 advantage in home games. The Bolts and Bears have played four prime-time games in history, including one on <i>Sunday Night Football</i> in 1993.</p>
 <p><b>ALL-TIME:</b> 24-12-1  <b>HOME:</b> 14-6-0  <b>AWAY:</b> 10-6-1  <b>LAST:</b> W, 27-6 – 2023 at Jets</p>	<p><b>OVERALL:</b> 5-9-0  <b>HOME:</b> 4-5-0  <b>AWAY:</b> 2-4-0  <b>STANDING:</b> 3rd AFC East</p>	<p>Los Angeles plays the Jets for the first time since 2020, when Justin Herbert threw for 366 yards and three scores in a victory at SoFi Stadium. The Chargers have won the last four matchups with the Jets. The Bolts have a 2-0 record in primetime against the Jets, both of which came on <i>Monday Night Football</i>.</p>
 <p><b>ALL-TIME:</b> 7-6-0  <b>HOME:</b> 5-1-0  <b>AWAY:</b> 2-5-0  <b>LAST:</b> L, 41-38 – 2023 vs. Lions</p>	<p><b>OVERALL:</b> 11-4-0  <b>HOME:</b> 5-2-0  <b>AWAY:</b> 6-2-0  <b>STANDING:</b> 1st NFC North</p>	<p>The Chargers host Detroit for the first time since a five-point win in 2015 and have won seven of the last nine against the Lions. In the 33-28 home victory in season, Keenan Allen hauled in 15 receptions, the most by a player on Kickoff Weekend since the 1970 NFL-AFL merger.</p>
 <p><b>ALL-TIME:</b> 2-11-0  <b>HOME:</b> 1-6-0  <b>AWAY:</b> 1-5-0  <b>LAST:</b> L, 23-20 – 2023 at Packers</p>	<p><b>OVERALL:</b> 7-8-0  <b>HOME:</b> 4-3-0  <b>AWAY:</b> 3-5-0  <b>STANDING:</b> 3rd NFC North</p>	<p>The Bolts square off against Green Bay for just the 13th time in history. In the most recent game of the series, Los Angeles defeated the Packers at home in 2019 by 15 points, as the defense allowed just 184 total net yards.</p>
 <p><b>ALL-TIME:</b> 5-9-0  <b>HOME:</b> 4-5-0  <b>AWAY:</b> 1-4-0  <b>LAST:</b> L, 20-10 – 2023 vs. Ravens</p>	<p><b>OVERALL:</b> 12-3-0  <b>HOME:</b> 5-2-0  <b>AWAY:</b> 7-1-0  <b>STANDING:</b> 1st AFC North</p>	<p>The Week 12 matchup against the Ravens will mark just the ninth game Los Angeles hosts Baltimore. The Chargers beat the Ravens in the 2018 AFC Wild Card matchup, 23-17. The Bolts won the lone <i>Sunday Night Football</i> matchup against Baltimore in 2011, 34-14.</p>
 <p><b>ALL-TIME:</b> 15-24-2  <b>HOME:</b> 6-12-1  <b>AWAY:</b> 10-12-1  <b>LAST:</b> W, 6-0 – 2023 at Patriots</p>	<p><b>OVERALL:</b> 4-11-0  <b>HOME:</b> 1-7-0  <b>AWAY:</b> 3-4-0  <b>STANDING:</b> 4th AFC East</p>	<p>Los Angeles heads to New England for first time since 2017. The Patriots hold a 24-14-2 advantage in the all-time series, while four of the last six matchups have been decided by less than 10 points.</p>
 <p><b>ALL-TIME:</b> 55-71-1  <b>HOME:</b> 37-27-0  <b>AWAY:</b> 18-44-1  <b>LAST:</b> L, 24-7 – 2023 vs. Broncos</p>	<p><b>OVERALL:</b> 7-8-0  <b>HOME:</b> 5-3-0  <b>AWAY:</b> 2-5-0  <b>STANDING:</b> 3rd AFC West</p>	<p>The Bolts hold a 37-26 regular-season home record against the Broncos. In the 2022 home game on <i>Monday Night Football</i>, Los Angeles beat Denver in overtime, 19-16. 10 of the last 13 matchups in the Mile High City have been decided by one score, including six of them by less than seven points.</p>
 <p><b>ALL-TIME:</b> 24-12-2  <b>HOME:</b> 13-6-1  <b>AWAY:</b> 11-6-1  <b>LAST:</b> L, 24-22 – 2023 vs. Bills</p>	<p><b>OVERALL:</b> 9-6-0  <b>HOME:</b> 6-2-0  <b>AWAY:</b> 3-4-0  <b>STANDING:</b> 2nd AFC East</p>	<p>Los Angeles hosts Buffalo for the first time since a 30-point win in 2017, where the Chargers forced six turnovers. The Bolts have won the last six home games against the Bills and four of the last five games in the series overall. The Chargers played their first Saturday night game against the Bills, a 20-3 victory in 1971.</p>

# CHARGERS-BRONCOS SERIES HISTORY

## SERIES BREAKDOWN

<b>All-Time Series Record</b> . . . . .	55-72-1 (.434)
<b>Regular Season Series Record</b> . . . . .	55-71-1 (.437)
<b>Chargers All-Time at Broncos</b> . . . . .	18-45-1 (.289)
<b>Current Streak</b> . . . . .	L, Two (2) games
<b>Last Meeting</b> . . . . .	Jan. 8, 2023 – L, 31-28
<b>Longest Chargers Win Streak</b> . . . . .	Six (6) games (1963-66)
<b>Longest Broncos Win Streak</b> . . . . .	Seven (7) games (1975-78)
<b>Interim Head Coach Giff Smith vs. Broncos</b> . . . . .	0-0 (.000)
<b>Most Career GP vs. Broncos</b> . . . . .	WR Keenan Allen (16)

\*Including years as assistant coach

## TEAM SUPERLATIVES AGAINST BRONCOS

<b>Most Points Scored</b> . . . . .	58 – Dec. 22, 1963 vs. Den.
<b>Fewest Points Allowed</b> . . . . .	0 – Last: Oct. 22, 2017 vs. Den.
<b>Average Points Scored</b> . . . . .	21.4
<b>Average Points Allowed</b> . . . . .	21.3
<b>Most Points (Combined)</b> . . . . .	84 – Oct. 6, 1963 at Den.
<b>Fewest Points (Combined)</b> . . . . .	7 – Oct. 7, 1979 at Den.
<b>Largest Margin of Victory</b> . . . . .	38 – Dec. 22, 1963 vs. Den.
<b>Most Total Net Yards</b> . . . . .	581 – Oct. 20, 1968 vs. Den.
<b>Fewest Total Net Yards Allowed</b> . . . . .	156 – Oct. 8, 1978 vs. Den.
<b>Most First Downs</b> . . . . .	31 – Nov. 27, 1983 vs. Den.
<b>Fewest First Downs Allowed</b> . . . . .	11 – Last: Nov. 9, 1980 vs. Den.
<b>Most Net Passing Yards</b> . . . . .	384 – Nov. 18, 2018 vs. Den.
<b>Fewest Net Passing Yards Allowed</b> . . . . .	8 – Nov. 30, 1975 at Den.
<b>Most Rushing Yards</b> . . . . .	289 – Dec. 28, 2008 vs. Den.
<b>Fewest Rushing Yards Allowed</b> . . . . .	18 – Dec. 12, 2013 at Den.
<b>Most Takeaways</b> . . . . .	7 – Sept. 21, 1980 at Den.
<b>Fewest Giveaways</b> . . . . .	0 – Last: Jan. 2, 2022 vs. Den.

## MOST RECENT SINGLE-GAME HIGHS

Category	Date	Opp./Loc.	Player	No.
<b>Completions</b>	Oct. 17, 2022	vs. Den.	J.Herbert	37
<b>Comp. Pct.*</b>	Nov. 22, 2009	at Den.	P.Rivers	77.3
<b>Passing Yards</b>	Nov. 18, 2018	vs. Den.	P.Rivers	401
<b>Passing TDs</b>	Dec. 1, 1968	at Den.	J.Hadl	5
<b>Passer Rating*</b>	Dec. 28, 2008	vs. Den.	P.Rivers	141.0
<b>Rushing Yards</b>	Dec. 1, 2002	vs. Den.	L.Tomlinson	220
<b>Rushing TDs</b>	Nov. 29, 1981	vs. Den.	C.Muncie	4
<b>Receptions</b>	Oct. 6, 2019	vs. Den.	A.Ekeler	15
<b>Receiving Yards</b>	Sept. 11, 1965	vs. Den.	L.Alworth	211
<b>Receiving TDs</b>	Dec. 1, 1968	at Den.	L.Alworth	4
<b>Scrim. Yards</b>	Dec. 1, 2002	vs. Den.	L.Tomlinson	271
<b>Scrim. TDs</b>	Nov. 19, 2006	at Den.	L.Tomlinson	4
<b>Tackles</b>	Dec. 5, 2004	vs. Den.	D.Edwards	20
<b>Sacks</b>	Dec. 22, 1991	vs. Den.	L.O'Neal	4.0
<b>Interceptions</b>	Sept. 24, 1972	vs. Den.	J.Beauchamp	3
<b>FGs Made</b>	Oct. 9, 2011	at Den.	N.Novak	5
<b>Net Punt Avg.**</b>	Dec. 10, 2023	vs. Den.	J.Scott	57.4

\*Min. 20 Pass Attempts

\*\*Min. Three Punts

## ALL-TIME GAMES AGAINST BRONCOS

Date	Opponent	Result	Venue
Oct. 16, 1960	at Denver	W, 23-19	Bears Stadium
Dec. 10, 1960	vs. Denver	W, 41-33	L.A. Memorial Coliseum
Oct. 29, 1961	vs. Denver	W, 37-0	Balboa Stadium
Nov. 12, 1961	at Denver	W, 19-16	Bears Stadium
Sept. 7, 1962	at Denver	L, 30-21	Bears Stadium
Nov. 4, 1962	vs. Denver	L, 23-20	Balboa Stadium
Oct. 6, 1963	at Denver	L, 50-34	Bears Stadium
Dec. 22, 1963	vs. Denver	W, 58-20	Balboa Stadium
Oct. 18, 1964	vs. Denver	W, 42-14	Balboa Stadium
Nov. 8, 1964	at Denver	W, 31-20	Bears Stadium
Sept. 11, 1965	vs. Denver	W, 34-31	Balboa Stadium
Nov. 7, 1965	at Denver	W, 35-21	Bears Stadium
Oct. 30, 1966	vs. Denver	W, 24-17	Balboa Stadium
Nov. 27, 1966	at Denver	L, 20-17	Bears Stadium
Oct. 22, 1967	at Denver	W, 38-21	Bears Stadium
Nov. 23, 1967	vs. Denver	W, 24-20	San Diego Stadium
Oct. 20, 1968	vs. Denver	W, 55-24	San Diego Stadium
Dec. 1, 1968	at Denver	W, 47-23	Mile High Stadium
Nov. 2, 1969	at Denver	L, 13-0	Mile High Stadium
Nov. 23, 1969	vs. Denver	W, 45-24	San Diego Stadium
Nov. 8, 1970	vs. Denver	W, 24-21	San Diego Stadium
Dec. 13, 1970	at Denver	T, 17-17	Mile High Stadium
Oct. 17, 1971	at Denver	L, 20-16	Mile High Stadium
Dec. 12, 1971	vs. Denver	W, 45-17	San Diego Stadium
Sept. 24, 1972	vs. Denver	W, 37-14	San Diego Stadium
Dec. 10, 1972	at Denver	L, 38-13	Mile High Stadium
Nov. 11, 1973	at Denver	L, 30-19	Mile High Stadium
Dec. 9, 1973	vs. Denver	L, 42-28	San Diego Stadium
Oct. 20, 1974	at Denver	L, 27-7	Mile High Stadium
Dec. 15, 1974	vs. Denver	W, 17-0	San Diego Stadium
Nov. 16, 1975	vs. Denver	L, 27-17	San Diego Stadium
Nov. 30, 1975	at Denver	L, 13-10 (OT)	Mile High Stadium
Oct. 3, 1976	at Denver	L, 26-0	Mile High Stadium
Nov. 14, 1976	vs. Denver	L, 17-0	San Diego Stadium
Nov. 13, 1977	vs. Denver	L, 17-14	San Diego Stadium
Dec. 11, 1977	at Denver	L, 17-9	Mile High Stadium
Sept. 17, 1978	at Denver	L, 27-14	Mile High Stadium
Oct. 8, 1978	vs. Denver	W, 23-0	San Diego Stadium
Oct. 7, 1979	at Denver	L, 7-0	Mile High Stadium
Dec. 17, 1979	vs. Denver	W, 17-7	San Diego Stadium
Sept. 21, 1980	at Denver	W, 30-13	Mile High Stadium
Nov. 9, 1980	vs. Denver	L, 20-13	Jack Murphy Stadium
Sept. 27, 1981	at Denver	L, 42-24	Mile High Stadium
Nov. 29, 1981	vs. Denver	W, 34-17	Jack Murphy Stadium
Sept. 12, 1982	at Denver	W, 23-3	Mile High Stadium
Nov. 28, 1982	vs. Denver	W, 30-20	Jack Murphy Stadium
Oct. 23, 1983	at Denver	L, 14-6	Mile High Stadium
Nov. 27, 1983	vs. Denver	W, 31-7	Jack Murphy Stadium
Nov. 11, 1984	vs. Denver	L, 16-13	Jack Murphy Stadium
Dec. 9, 1984	at Denver	L, 16-13	Mile High Stadium
Nov. 3, 1985	vs. Denver	W, 30-10	Jack Murphy Stadium
Nov. 17, 1985	at Denver	L, 30-24 (OT)	Mile High Stadium
Oct. 12, 1986	vs. Denver	L, 31-14	Jack Murphy Stadium
Nov. 9, 1986	at Denver	W, 9-3	Mile High Stadium

# CHARGERS-BRONCOS SERIES HISTORY

## ALL-TIME GAMES AGAINST BRONCOS

Date	Opponent	Result	Venue
Nov. 29, 1987	vs. Denver	L, 31-17	Jack Murphy Stadium
Dec. 27, 1987	at Denver	L, 24-0	Mile High Stadium
Sept. 11, 1988	at Denver	L, 34-3	Mile High Stadium
Oct. 2, 1988	vs. Denver	L, 12-0	Jack Murphy Stadium
Oct. 8, 1989	at Denver	L, 16-10	Mile High Stadium
Dec. 24, 1989	vs. Denver	W, 19-16	Jack Murphy Stadium
Nov. 11, 1990	vs. Denver	W, 19-7	Jack Murphy Stadium
Dec. 16, 1990	at Denver	L, 20-10	Mile High Stadium
Sept. 22, 1991	at Denver	L, 27-19	Mile High Stadium
Dec. 22, 1991	vs. Denver	L, 17-14	Jack Murphy Stadium
Sept. 13, 1992	at Denver	L, 21-13	Mile High Stadium
Oct. 25, 1992	vs. Denver	W, 24-21	Jack Murphy Stadium
Sept. 12, 1993	at Denver	L, 34-17	Mile High Stadium
Dec. 5, 1993	vs. Denver	W, 13-10	Jack Murphy Stadium
Sept. 4, 1994	at Denver	W, 37-34	Mile High Stadium
Oct. 23, 1994	vs. Denver	L, 20-15	Jack Murphy Stadium
Sept. 24, 1995	vs. Denver	W, 17-6	Jack Murphy Stadium
Nov. 19, 1995	at Denver	L, 30-27	Mile High Stadium
Oct. 6, 1996	at Denver	L, 28-17	Mile High Stadium
Dec. 22, 1996	vs. Denver	W, 16-10	Jack Murphy Stadium
Nov. 30, 1997	vs. Denver	L, 38-28	Qualcomm Stadium
Dec. 21, 1997	at Denver	L, 38-3	Mile High Stadium
Nov. 8, 1998	at Denver	L, 27-10	Mile High Stadium
Nov. 29, 1998	vs. Denver	L, 31-16	Qualcomm Stadium
Nov. 7, 1999	vs. Denver	L, 33-17	Qualcomm Stadium
Jan. 2, 2000	at Denver	W, 12-6	Mile High Stadium
Oct. 8, 2000	vs. Denver	L, 21-7	Qualcomm Stadium
Nov. 19, 2000	at Denver	L, 38-37	Mile High Stadium
Oct. 21, 2001	vs. Denver	W, 27-10	Qualcomm Stadium
Nov. 11, 2001	at Denver	L, 26-16	Invesco Field at Mile High
Oct. 6, 2002	at Denver	L, 26-9	Invesco Field at Mile High
Dec. 1, 2002	vs. Denver	W, 30-27 (OT)	Qualcomm Stadium
Sept. 14, 2003	vs. Denver	L, 37-13	Qualcomm Stadium
Nov. 16, 2003	at Denver	L, 37-8	Invesco Field at Mile High
Sept. 26, 2004	at Denver	L, 23-13	Invesco Field at Mile High
Dec. 5, 2004	vs. Denver	W, 20-17	Qualcomm Stadium
Sept. 18, 2005	at Denver	L, 20-17	Invesco Field at Mile High
Dec. 31, 2005	vs. Denver	L, 23-7	Qualcomm Stadium
Nov. 19, 2006	at Denver	W, 35-27	Invesco Field at Mile High
Dec. 10, 2006	vs. Denver	W, 48-20	Qualcomm Stadium

## ALL-TIME GAMES AGAINST BRONCOS

Date	Opponent	Result	Venue
Oct. 7, 2007	at Denver	W, 41-3	Invesco Field at Mile High
Dec. 24, 2007	vs. Denver	W, 23-3	Qualcomm Stadium
Sept. 14, 2008	at Denver	L, 39-38	Invesco Field at Mile High
Dec. 28, 2008	vs. Denver	W, 52-21	Qualcomm Stadium
Oct. 19, 2009	vs. Denver	L, 34-23	Qualcomm Stadium
Nov. 22, 2009	at Denver	W, 32-3	Invesco Field at Mile High
Nov. 22, 2010	vs. Denver	W, 35-14	Qualcomm Stadium
Jan. 2, 2011	at Denver	W, 33-28	Invesco Field at Mile High
Oct. 9, 2011	at Denver	W, 29-24	Sports Auth. Fld. at Mile High
Nov. 27, 2011	vs. Denver	L, 16-13 (OT)	Qualcomm Stadium
Oct. 15, 2012	vs. Denver	L, 35-24	Qualcomm Stadium
Nov. 18, 2012	at Denver	L, 30-23	Sports Auth. Fld. at Mile High
Nov. 10, 2013	vs. Denver	L, 28-20	Qualcomm Stadium
Dec. 12, 2013	at Denver	W, 27-20	Sports Auth. Fld. at Mile High
Jan. 12, 2014	at Denver*	L, 24-17	Sports Auth. Field at Mile High
Oct. 23, 2014	at Denver	L, 35-21	Sports Auth. Field at Mile High
Dec. 14, 2014	vs. Denver	L, 22-10	Qualcomm Stadium
Dec. 6, 2015	vs. Denver	L, 17-3	Qualcomm Stadium
Jan. 3, 2016	at Denver	L, 27-20	Sports Auth. Fld. at Mile High
Oct. 13, 2016	vs. Denver	W, 21-13	Qualcomm Stadium
Oct. 30, 2016	at Denver	L, 27-19	Sports Auth. Field at Mile High
Sept. 11, 2017	at Denver	L, 24-21	Sports Auth. Field at Mile High
Oct. 22, 2017	vs. Denver	W, 21-0	StubHub Center
Nov. 18, 2018	vs. Denver	L, 23-22	StubHub Center
Dec. 30, 2018	at Denver	W, 23-9	Broncos Stadium at Mile High
Oct. 6, 2019	vs. Denver	L, 20-13	Dignity Health Sports Park
Dec. 1, 2019	at Denver	L, 23-20	Empower Field at Mile High
Nov. 1, 2020	at Denver	L, 31-30	Empower Field at Mile High
Dec. 27, 2020	vs. Denver	W, 19-16	SoFi Stadium
Nov. 28, 2021	at Denver	L, 28-13	Empower Field at Mile High
Jan. 2, 2022	vs. Denver	W, 34-13	SoFi Stadium
Oct. 17, 2022	vs. Denver	W, 19-16 (OT)	SoFi Stadium
Jan. 8, 2023	at Denver	L, 31-28	Empower Field at Mile High
Dec. 10, 2023	vs. Denver	L, 24-7	SoFi Stadium

*^Ties were not counted in winning percentage until the 1972 season.  
Ties prior to 1972 are not calculated into the series winning percentage.  
\*AFC Divisional*

# THE MATCHUP

## AT THE HELM



### GIFF SMITH

#### Chargers Interim Head Coach

Overall Record: 0-1 (.000)  
 Reg. Season Record: 0-1 (.000)  
 Postseason Record: 0-0 (.000)  
 Record vs. Broncos: 0-0 (.000)  
 Road Record (Reg.): 0-0 (.000)

Hometown: Mableton, Ga.  
 College: Georgia Southern ('91)

The Los Angeles Chargers named Giff Smith the club's Interim Head Coach on Dec. 15, 2023. A 32-year coaching veteran, Smith has 12 years of NFL coaching experience, including each of the last eight with the Chargers.

Smith has served as a defensive line coach and outside linebackers coach for the Bills, Titans and Chargers, coaching five players to a combined 10 Pro Bowl selections — including Khalil Mack (2022) and Joey Bosa (2017, '19-21). Part of a defensive staff for the Chargers that finished ranked top-10 in total defense in three consecutive seasons from 2018-20, this season, Smith's outside linebacking corps has recorded 26.5 of the team's 44 sacks, including Mack's NFL-high 15 sacks.

Smith launched his coaching career as a graduate assistant at Arkansas (1991-93) and Georgia (1994-95). He then spent three seasons (1996-98) coaching wide receivers and the secondary at Georgia Southern before taking over as the defensive line coach at Tulane from 1999-2003.

Smith moved to the NFL in 2010, taking over as the defensive line coach for the Buffalo Bills. He spent three seasons in Buffalo (2010-12), during which time defensive tackle Kyle Williams was selected to the first two Pro Bowls of his career and defensive end Mario Williams had a 10.5-sack season.

A native of Mableton, Ga., Smith was a three-time All-America defensive end at Georgia Southern. He was a team captain as a senior and a part of three NCAA I-AA national title teams (1986, '89-90) for the Eagles. In 2000, Smith was inducted into the Georgia Southern Athletic Hall of Fame.

Smith and his wife, Jennifer, have two children, Ava and Sam.



### SEAN PAYTON

#### Broncos Head Coach

Overall Record: 168-105 (.615)  
 Reg. Season Record: 159-97 (.621)  
 Postseason Record: 9-8 (.529)  
 Record vs. Chargers: 5-0 (1.000)  
 Home Record (Reg.): 83-45 (.648)

Hometown: Naperville, Ill.  
 College: Eastern Illinois ('87)

Sean Payton is in his first season with the Denver Broncos after being named the 20th head coach in franchise history on Feb. 3, 2023.

A 34-year coaching veteran, Payton has 24 seasons of NFL experience. He served as head coach of the New Orleans Saints for 15 seasons (2006-11, '13-21) while also spending time with the Dallas Cowboys (2003-05), New York Giants (1999-2002) and Philadelphia Eagles (1997-98). During his 15-year run with New Orleans, Payton led the Saints to nine playoff berths, seven NFC South titles and a World Championship in 2009 after defeating the Colts, 31-17, in Super Bowl XLIV. He posted a 152-89 (.631) regular-season record and totaled nine postseason wins during his tenure. Before the NFL, Payton coached nine seasons at the collegiate level (1988-1996), working for four institutions.

The three-time Associated Press All-American selection played professionally in 1987 following four seasons at Eastern Illinois University. He had stints with the Chicago Bears, Chicago Bruins (Arena Football League) and Ottawa Rough Riders (Canadian Football League). During his time at Eastern Illinois, Payton played quarterback and totaled 10,665 passing yards in his career, which, at the time, was the third-largest total in NCAA Division-I history. He was inducted into the Eastern Illinois Hall of Fame in 2000 and had his jersey retired during a ceremony in 2010. Payton is married to Skylene. He has one daughter, Meghan, and one son, Connor.

## TEAM RANKINGS



5-10  
 4th (AFC West)

7-8  
 T-2nd (AFC West)

### OFFENSE (NFL RANK)

21.7 (18th) ..... Points Per Game ..... 21.8 (16th)  
 329.7 (18th)..... Net Yds. Per Game ..... 298.2 (25th)  
 95.9 (24th) ..... Net Rushing Yds. Per Game ..... 110.7 (14th)  
 233.8 (13th)..... Net Passing Yds. Per Game ..... 187.5 (25th)  
 5.13 (16th) ..... Scrimmage Yds. Per Play ..... 5.03 (22nd)  
 8/49 ..... Opp. Interceptions/Return Yds. .... 8/23  
 39/-327 (T-19th)..... Sacks Allowed/Yds. .... 45/-258 (27th)  
 21/11 ..... Fumbles/Lost ..... 20/13  
 39.6% (15th) ..... Third Down Pct. .... 36.6% (20th)  
 62.8% (7th) ..... Red Zone TD Pct. .... 50.9% (22nd)  
 28:42 (27th) ..... Time of Possession Avg. .... 29:14 (T-20th)  
 19 (T-16th) ..... Giveaways ..... 21 (T-18th)

### DEFENSE (NFL RANK)

24.6 (26th) ..... Points Per Game ..... 25.1 (29th)  
 372.6 (29th) ..... Net Yds. Per Game ..... 376.2 (30th)  
 113.3 (17th) ..... Net Rushing Yds. Per Game ..... 141.1 (31st)  
 259.3 (30th) ..... Net Passing Yds. Per Game ..... 235.1 (24th)  
 5.66 (28th) ..... Scrimmage Yds. Per Play ..... 5.92 (31st)  
 8/31 ..... Interceptions/Return Yds. .... 11/85  
 45/-313 (T-6th)..... Sacks/Yds. .... 38/-311 (T-20th)  
 22/12 ..... Opp. Fumbles/Lost ..... 30/14  
 38.2% (15th) ..... Third Down Pct. .... 32.6% (2nd)  
 56.3% (20th) ..... Red Zone TD Pct. .... 58.2% (22nd)  
 20 (20th) ..... Takeaways ..... 25 (T-2nd)

**+1 (14th) ..... TURNOVER MARGIN ..... +4 (T-9th)**

### SPECIAL TEAMS (NFL RANK)

46.6 (20th) ..... Punts-Avg. Yds. (Gross) ..... 45.5 (27th)  
 42.6 (11th) ..... Punts-Avg. Yds. (Net) ..... 41.7 (19th)  
 16.2 (2nd) ..... Punt Returns-Avg. Per ..... 17.4 (1st)  
 7.6 (10th) ..... Punt Returns-Avg. Per Allowed ..... 6.2 (4th)  
 20.1 (27th) ..... Kickoff Returns-Avg. Per ..... 24.5 (6th)  
 19.0 (5th) ..... Kickoff Returns-Avg. Per Allowed. . . 20.9 (10th)  
 24/25 (4th) ..... Field Goals Made/Attempted. . . 27/30 (12th)

### PENALTIES (NFL RANK)

75/672 (T-3rd) ..... Penalties Against/Yds. . . . 86/665 (T-14th)

# THE MATCHUP

## WITHIN STRIKING DISTANCE

### WR Keenan Allen

- Needs 17 receptions to reach 700 since the beginning of the 2017 season, becoming just the fifth player in NFL history to have 700 catches in any seven-season span.
- Needs 151 receiving yards to reach 1,394 on the season and set a single-season career high.

### RB Austin Ekeler

- Needs one rushing touchdown to reach 40 for his career, joining Hall of Famer LaDainian Tomlinson and Chuck Muncie as the only players to do so in Chargers history.
  - He would become the fifth player ever to have at least 40 career rushing touchdowns and 30 career receiving touchdowns.
- Needs one scrimmage touchdown to join TE Antonio Gates and RB Priest Holmes as the only undrafted players in NFL history with at least 70 career scrimmage touchdowns.
- Needs two scrimmage touchdowns to reach 46 since the start of the 2021 season, becoming the first player to have more than 45 touchdowns in a three-season span since RB Derrick Henry had 47 touchdowns from 2018-20.
- Needs 35 scrimmage yards to top 1,000 for the season.

### TE Gerald Everett

- Needs 13 receptions to set a single-season career high with 59.

### DL Morgan Fox

- Needs 1.5 sacks to set a single-season career high with seven on the year. He set his career-best last year (6.5) in his first season with the Chargers.

### S Derwin James Jr.

- Needs 13 tackles to set a single-season career high with 119.

### LB Eric Kendricks

- Needs four tackles to reach 100 for the season. It would extend his streak of seasons with at least 100 tackles to eight consecutive, tying for the fourth-longest streak since the turn of the century.
- Needs a half-sack to extend his streak of games with a sack to five consecutive.

### OLB Khalil Mack

- Sunday would mark career game No. 150.
- Needs a half-sack to reach 100 for his career.
  - He would reach 15.5 this year and set a single-season career high.
- Needs 2.5 sacks to reach 17.5 on the season, setting the franchise single-season record.
- Needs 5.0 sacks to record the 14th 20-sack season in the NFL since individual sacks began being tracked in 1982.
- Needs one forced fumble to reach six on the year and tie a single-season career high (2018 with Chicago).

### QB Easton Stick

- Needs 127 passing yards, a rushing touchdown and two passing touchdowns to become the fourth player in NFL history to post 600 passing yards, two rushing scores and six passing touchdowns within the first three starts of a career.

## INDIVIDUAL LEADERS



5-10  
4th (AFC West)



7-8  
T-2nd (AFC West)

### PASSING YARDS

Herbert . . . . .	3,134	Wilson . . . . .	3,070
Stick . . . . .	651		

### RUSHING YARDS

Ekeler . . . . .	571	Williams . . . . .	701
Kelley . . . . .	402	McLaughlin . . . . .	360

### RECEIVING YARDS

Allen . . . . .	1,243	Sutton . . . . .	770
Palmer . . . . .	537	Jeudy . . . . .	625
Ekeler . . . . .	394	Perine . . . . .	416

### POINTS SCORED

Dicker . . . . .	107	Lutz . . . . .	107
Allen . . . . .	42	Sutton . . . . .	60
Ekeler . . . . .	36	Williams . . . . .	28

### INTERCEPTIONS

Samuel Jr. . . . .	2	Simmons . . . . .	3
Six Tied . . . . .	1	Two Tied . . . . .	2

### SACKS

Mack . . . . .	15.0	Cooper . . . . .	7.5
Bosa . . . . .	6.5	Bonitto . . . . .	7.0
Fox . . . . .	5.5	Allen . . . . .	5.0

### TACKLES (SOLO)

Murray Jr. . . . .	107 (78)	Singleton . . . . .	151 (93)
James Jr. . . . .	106 (72)	Jewell . . . . .	90 (52)
Kendricks . . . . .	96 (67)	Cooper . . . . .	67 (42)
Gilman . . . . .	68 (47)	Simmons . . . . .	61 (44)

### PUNT RETURNS (AVG.); FC

Davis . . . . .	23 (16.2); 24	Mims . . . . .	16 (17.4); 13
-----------------	---------------	----------------	---------------

### KICKOFF RETURNS (AVG.)

Davis . . . . .	15 (20.3)	Mims . . . . .	13 (26.3)
-----------------	-----------	----------------	-----------

### FIELD GOALS

Dicker . . . . .	24/25 (96.0%)	Lutz . . . . .	27/30 (90.0%)
------------------	---------------	----------------	---------------

### PUNTS (GROSS/NET AVG.)

Scott . . . . .	66 (46.6/42.6)	Dixon . . . . .	69 (45.5/41.7)
-----------------	----------------	-----------------	----------------

# CHARGERS-BRONCOS CONNECTIONS

## COLLEGE CONNECTIONS

	LAC QB Easton Stick 2014-18 DEN <u>Jamar Cain</u> 2014-16 (Pass Rush Specialist)
	LAC LB Nick Niemann 2017-20 LAC Derrick Foster (RBs) 2018-20 DEN ILB Josey Jewell 2014-17 DEN CB Riley Moss 2018-22 DEN LB Ben Niemann 2014-17 DEN TE Declan Doyle 2016-18
	LAC K Cameron Dicker 2018-21 DEN WR Lil' Jordan Humphrey 2016-18 DEN S P.J. Locke 2015-18
	LAC <u>Chandler Whitmer (Off. GA)</u> '19 DEN OLB Baron Browning 2017-20 DEN OLB Jonathon Cooper 2017-20
	LAC LB Eric Kendricks 2010-14 LAC Tom Donatell 2015-16 (Def. Pass Game Coord./Sec.) DEN CB Fabian Moreau 2012-16
	LAC Chris Beatty (WRs) 2019-20 DEN CB Damarri Mathis 2017-21
	LAC Robert Muschamp (QC) 2015-18 DEN QB Jarrett Stidham 2017-18
	LAC P JK Scott 2014-17 LAC Derrick Ansley 2010-11, '16-17 (Defensive Coordinator) LAC Doug Nussmeier (QBs) 2012-13 DEN WR Jerry Jeudy 2017-19 DEN Keary Colbert (WRs) 2014-15 DEN Issac Shewmaker (QC) 2016-19
	LAC John Timu 2011-14, '19-20 (Asst. Defensive Line) DEN C Luke Wattenberg 2017-21
	LAC S Alohi Gilman 2017-19 LAC WR Jalen Guyton 2015 LAC Mike Hiestand 2012-15 (Front Seven Specialist) DEN T Mike McGlinchey 2013-16 DEN Christian Parker (DBs) 2017
	LAC DL Scott Matlock 2018-22 DEN S JL Skinner 2019-22
	LAC LB Kenneth Murray Jr. 2017-19 DEN OLB Nik Bonitto 2018-21 DEN OLB Ronnie Perkins 2018-20 DEN G Ben Powers 2016-18 DEN S Delarrin Turner-Yell 2018-21
	LAC DB Ja'Sir Taylor 2017-21 LAC CB Essang Bassey 2016-19 DEN ILB Justin Strnad 2016-19
	LAC OLB Tuli Tuipulotu 2020-22 DEN Keary Colbert (WRs) 2010, '16-21
	LAC Chris Gould (Asst. ST) 2012-14 DEN P Riley Dixon 2012-15 DEN Austin King (Asst. OL) 2014

Underlined indicates coaching or administrative roles.

## NOTEWORTHY BONDS

Los Angeles LB Nick Niemann is the younger brother of Denver LB Ben Niemann. The pair both went to the University of Iowa and played together during the 2017 season.












Multiple members of the Chargers club have spent time in Denver. Assistant Special Teams Coach Chris Gould was a part of the coaching staff from 2015-21. Front Seven Specialist Mike Hiestand spent three seasons (2019-21) in Denver. Chargers Director of Sports Performance Anthony Lomando served as the assistant strength and conditioning coach and held that position from 2012-20.

Bolts CB Essang Bassey signed with the Denver Broncos as an undrafted free agent in 2020.

Broncos Offensive Coordinator Joe Lombardi served as the Chargers offensive coordinator from 2021-22. Lombardi coached Los Angeles WR Keenan Allen to Pro Bowl honors during the 2021 season. Denver Outside Linebackers Coach Michael Wilhoite also spent the 2021-22 seasons with the Chargers. Defensive Quality Control Coach Addison Lynch was a part of the defensive coaching staff with Los Angeles for three seasons (2018-20). Inside Linebackers Coach Greg Manusky had two stints with the Chargers, 2002-06 and 2011. Defensive Quality Control Coach Issac Shewmaker served in the same role on the Chargers staff for two seasons (2021-22).

Los Angeles CB Asante Samuel Jr. and Denver OLB Nik Bonitto are both from Fort Lauderdale, Fla., and attended St. Thomas Aquinas High School. Broncos CB Fabian Moreau also shares the same hometown.

## PRO CONNECTIONS

DL Nick Williams (2018-19) OLB Khalil Mack (2018-21)		RB Michael Burton (2017-18)
TE Nick Vannett (2021-22) OL Coach Brendan Nugent (2015-21)		Head Coach Sean Payton (2006-21) Offensive Coord. Joe Lombardi (2007-11, '16-20) Asst. Head Coach Mike Westhoff (2017-18) FB Michael Burton (2020) WR Lil' Jordan Humphrey (2019-21) TE Chris Manhertz (2016) TE Adam Trautman (2020-22) Asst. Special Teams Chris Banjo (2016-18) Head S&C Coach Dan Dalrymple (2006-21) TEs Coach Declan Doyle (2019-22) OL Coach Zach Strief (2021-22) Sen. Defensive Asst. Joe Vitt (2006-16) OLBs Coach Michael Wilhoite (2019-20)
DL Nick Williams (2016)		Defensive Coord. Vance Joseph (2016)
LS Josh Harris (2012-21) S Jaylinn Hawkins (2020-23)		Special Teams Coord. Ben Kotwica (2019-20)
TE Nick Vannett (2016-19) TE Gerald Everett (2021) Secondary Coach Tom Donatell (2017-20)		QB Russell Wilson (2012-21) OLBs Coach Michael Wilhoite (2017)
S Dean Marlowe (2015-16)		TE Chris Manhertz (2016-20)
LB Eric Kendricks (2015-22) LB Blake Lynch (2020-21) Special Teams Coord. Ryan Ficken (2007-21) LBs Coach Jeff Howard (2013-19)		General Manager George Paton (2007-20) Special Teams Coord. Ben Kotwica (2022) ILBs Coach Greg Manusky (2022)
LB Blake Lynch (2021-22)		DE Zach Allen (2019-22) Defensive Coord. Vance Joseph (2019-22) Asst. Special Teams Chris Banjo (2019-22)
DL Sebastian Joseph-Day (2018-21)		DL Coach Marcus Dixon (2021)
Offensive Coord. Kellen Moore (2012-14) DL Nick Williams (2020-21) S Dean Marlowe (2021)		Offensive Coord. Joe Lombardi (2014-15) Pass Game Coord. John Morton (2021)
P JK Scott (2021)		TE Chris Manhertz (2021-22)

*Italicized* indicates coaches who were players at the time.





# ANTONIO GATES

PRO FOOTBALL HALL OF FAME SEMIFINALIST



8x

PRO BOWLER

5x

ALL-PRO

## ALL-TIME TIGHT ENDS RECORDS:

116

RECEIVING TDS

21

MULTI-TD GAMES

39

TD CATCHES ON  
THIRD DOWN

8

SEASONS OF  
8+TD CATCHES

## CHARGERS IN THE COMMUNITY

### BOLTS HONOR INSPIRE CHANGE AWARD WINNERS



The Los Angeles Chargers highlighted leaders and organizations who tirelessly advocate for their community and raise awareness for social justice at the December 23 Inspire Change game versus Buffalo, presented by Toyota. **Alex Tonner** and **Jon Grobman** of Paws for Life K9 Rescue were honored as the team's prestigious Inspire Change Changemaker Award winners for their impactful rehabilitation work within California's prison system at California Medical Facility Vacaville and California State Prison Lancaster. The duo's dedication to their Rescue Prison Program has notably contributed to one of the region's most successful inmate rehabilitation initiatives.

Paws for Life K9 Rescue, a program empowering incarcerated individuals by training shelter animals to become exceptional pets or service animals, embodies the spirit of the Inspire Change Changemaker Award. The NFL's Inspire Change initiative supports player-led efforts to collaborate with various stakeholders, including team owners, public officials, law enforcement, academic institutions and community partners to strengthen local communities and society at large. The Changemaker Award specifically acknowledges individuals in each NFL team market making significant contributions across Inspire Change's focus areas: education, economic advancement, police-community relations, and criminal justice reform.

Earlier this year, the team joined Lazy Dog Restaurants for the third consecutive year to sponsor a service dog in-training, this time collaborating with Paws for Life K9 Rescue to train River — a three-year-old Golden Retriever that was brought to LA Animal Services' East Valley Animal Shelter as a stray and subsequently rescued by the Paws for Life. While Paws for Life K9 Rescue has many exceptional programs, the Chargers are honoring Tonner and Grobman specifically for the work they do in their Rescue Prison Program. Paws for Life stands at the forefront of innovative and life changing programs centered around shelter dog training inside of California prisons and empowering incarcerated people through their work.

Following the special halftime recognition, River was presented to a military veteran as a service animal, and the NFL Foundation will donate \$10,000 to Paws for Life K9 Rescue in Tonner and Grobman's names.

### CHARGERS PLAYERS GIVE BACK

The Chargers had a number of players give back to the community during the holiday season. Walter Payton Man of the Year nominee Safety **Derwin James Jr.**, hosted kids from a local Boys & Girls club for a shopping spree.



Safety **Jaylinn Hawkins** partnered with Beyond the Basics to host kids from his old elementary school (Hansen Elementary) for a shopping event at Target.



Kicker **Cameron Dicker** invited teammates Punter **JK Scott** and WR **Alex Erickson** to join him in hosting a holiday shopping event with the Boys & Girls Club of Central Orange Coast at Dick's Sporting Goods.



# COACHING STAFF



## GIFF SMITH

**INTERIM HEAD COACH**  
13TH NFL SEASON  
8TH SEASON WITH CHARGERS



## DERRICK ANSLEY

**DEFENSIVE COORDINATOR**  
4TH NFL SEASON  
3RD SEASON WITH CHARGERS



## RYAN FICKEN

**SPECIAL TEAMS COORDINATOR**  
17TH NFL SEASON  
2ND SEASON WITH CHARGERS



## KELLEN MOORE

**OFFENSIVE COORDINATOR**  
12TH NFL SEASON  
1ST SEASON WITH CHARGERS



## TOM ARTH

**PASSING GAME SPECIALIST**  
5TH NFL SEASON  
2ND SEASON WITH CHARGERS




## CHRIS BEATTY

**WIDE RECEIVERS**  
3RD NFL SEASON  
3RD SEASON WITH CHARGERS



## TOM DONATELL

**DEF. PASSING GAME COORDINATOR/SECONDARY**  
7TH NFL SEASON  
3RD SEASON WITH CHARGERS



## DERRICK FOSTER

**RUNNING BACKS**  
3RD NFL SEASON  
3RD SEASON WITH CHARGERS



## CHRIS GOULD

**ASSISTANT SPECIAL TEAMS**  
9TH NFL SEASON  
2ND SEASON WITH CHARGERS



## MIKE HIESTAND

**FRONT SEVEN SPECIALIST**  
5TH NFL SEASON  
2ND SEASON WITH CHARGERS



## JEFF HOWARD

**LINEBACKERS**  
11TH NFL SEASON  
1ST SEASON WITH CHARGERS



## KEVIN KOGER

**TIGHT ENDS**  
5TH NFL SEASON  
3RD SEASON WITH CHARGERS



## ROBERT MUSCHAMP

**DEFENSIVE QUALITY CONTROL**  
10TH NFL SEASON  
1ST SEASON WITH CHARGERS



## BRENDAN NUGENT

**OFFENSIVE LINE**  
11TH NFL SEASON  
2ND SEASON WITH CHARGERS



## DOUG NUSSMEIER

**QUARTERBACKS**  
8TH NFL SEASON  
1ST SEASON WITH CHARGERS



## SHAUN SARRETT

**ASSISTANT OFFENSIVE LINE**  
12TH NFL SEASON  
3RD SEASON WITH CHARGERS



## PHIL SERCHIA

**OFFENSIVE ASSISTANT**  
1ST NFL SEASON  
1ST SEASON WITH CHARGERS



## JOHN TIMU

**ASSISTANT DEFENSIVE LINE**  
6TH NFL SEASON  
3RD SEASON WITH CHARGERS



## PAT WHITE

**OFFENSIVE ASSISTANT**  
4TH NFL SEASON  
2ND SEASON WITH CHARGERS



## CHANDLER WHITMER

**OFFENSIVE QUALITY CONTROL**  
3RD NFL SEASON  
3RD SEASON WITH CHARGERS

# TEAM NOTES

## WELCOME TO L.A.



18 players on Los Angeles' active roster are new this season.

### HOW NEW CHARGERS WERE ACQUIRED

How Acquired	New Players
Draft Selections	6
Undrafted Free Agents/IPP	2
Veteran Free Agents	6
Practice Squad Signings	2
Trades	0
Waiver Claims	2
<b>Totals</b>	<b>18</b>

### NEW CHARGERS ON THE ACTIVE ROSTER

Pos.	Player	Exp.	How Acq.
CB	Essang Bassey	4	Waivers (Denver)
WR	Derius Davis	R	Draft Selection (4-125)
WR	Alex Erickson	7	Free Agent
OLB	Andrew Farmer II	R	Undrafted Free Agent
S	AJ Finley	R	Undrafted Free Agent
QB	Will Grier	5	Practice Squad (New England)
S	Jaylinn Hawkins	4	Waivers (Atlanta)
LB	Daiyan Henley	R	Draft Selection (3-85)
OLB	Justin Hollins	5	Practice Squad (N.Y. Giants)
WR	Quentin Johnston	R	Draft Selection (1-21)
LB	Eric Kendricks	9	Free Agent
LB	Blake Lynch	3	Free Agent
S	Dean Marlowe	8	Free Agent
DL	Scott Matlock	R	Draft Selection (6-200)
OL	Jordan McFadden	R	Draft Selection (5-156)
OLB	Tuli Tuipulotu	R	Draft Selection (2-54)
TE	Nick Vannett	8	Free Agent
DL	Nick Williams	9	Free Agent

## COACH LOCATIONS

For the 2023 season, 15 members of the Chargers coaching staff will be down on the sideline while five others will be up in the booth. The location of each coach can be seen below:

### CHARGERS COACHES DOWN ON THE SIDELINE (15)

Name	Position
Giff Smith	Interim Head Coach
Derrick Ansley	Defensive Coordinator
Ryan Ficken	Special Teams Coordinator
Kellen Moore	Offensive Coordinator
Chris Beatty	Wide Receivers
Derrick Foster	Running Backs
Chris Gould	Assistant Special Teams
Mike Hiestand	Front Seven Specialist
Jeff Howard	Linebackers
Kevin Koger	Tight Ends
Robert Muschamp	Defensive Quality Control
Brendan Nugent	Offensive Line
Doug Nussmeier	Quarterbacks
John Timu	Assistant Defensive Line
Pat White	Offensive Assistant

### CHARGERS COACHES UP IN THE BOOTH (5)

Name	Position
Tom Arth	Passing Game Specialist
Tom Donatell	Defensive Passing Game Coordinator/Secondary
Shaun Sarrett	Assistant Offensive Line
Phil Serchia	Offensive Assistant
Chandler Whitmer	Offensive Quality Control

## MAKING THE ROUNDS IN PRIMETIME

The Bolts appeared in six prime-time games this season, tying 2022 for the most prime-time contests in a single season in franchise history.

### MOST PRIME-TIME GAMES PLAYED, SINGLE SEASON, CHARGERS HISTORY

Rank	Season	No. of Games
1.	2023	6
	2022	6
3.	2008	5
4.	2021	4
	2014	4
	2013	4
	2012	4
	2011	4
	2010	4
	2009	4
	2006	4
	1996	4
	1993	4

## TEAM NOTES

### BOLTS IN THE TOP 100

Following an NFL-leading eight selections in the league's annual Top 100 rankings last year, six Chargers found themselves on the list this year in advance of the 2023 season. Four Bolts landed within the top 40 slots, with **RB Austin Ekeler** leading the way at No. 21 on the list.

**OLB Joey Bosa** earned his seventh career placement on the list, one for each accrued season, while **QB Justin Herbert** finished his third professional season with his third-straight appearance in the Top 100. In his first season donning the Powder Blue, **OLB Khalil Mack** returned to the chart, placing 38th on the list.

Three-time All-Pro **S Derwin James Jr.** appeared at slot No. 30 on this year's list, marking his highest ranking ever on the NFL Top 100 and his third-career nod. A newcomer to the Chargers, **LB Eric Kendricks** secured his third placement on the list over the last four years, landing at No. 93 following the 2022 season.

#### CHARGERS NFL TOP 100 SELECTIONS, 2023

Rank	Pos.	Player	Tot. Selec.	High. Rk.
21	RB	Austin Ekeler	2	21 (2023)
30	S	Derwin James	3	30 (2023)
32	QB	Justin Herbert	3	32 (2022)
38	OLB	Khalil Mack	8	3 (2019)
70	OLB	Joey Bosa	7	30 (2022)
93	LB	Eric Kendricks	3	83 (2020)

### RED ZONE OFFENSE

The Chargers have scored 27 touchdowns on red zone drives this season, ranking as the seventh-best red zone offense in the NFL by getting to the end zone on 62.8 percent of red zone drives.

#### RED ZONE OFFENSE, NFL, 2023

Rank	Team	RZ Att.	RZ Conv.	RZ Pct.
1.	Buffalo	55	37	67.3
2.	San Francisco	58	39	67.2
3.	Miami	54	35	64.8
4.	Arizona	34	22	64.7
5.	Washington	54	29	64.4
6.	Detroit	56	36	64.3
<b>7.</b>	<b>L.A. Chargers</b>	<b>43</b>	<b>27</b>	<b>62.8</b>
8.	Baltimore	62	37	59.7
9.	L.A. Rams	49	29	59.2
10.	Philadelphia	56	33	58.9

### CHARGERS IN THE RATINGS

The Chargers have played seven games on national broadcasts this season, including six prime-time games. Five of the nationally-televvised games came in five consecutive weeks.

The Bolts played in three of the top-10 most-watched television shows from Oct. 16-Nov. 12, including two of the top-three most-watched television shows from Oct. 16-22. The Chargers are one of two teams (Dallas) to be featured in three or more of the top-10 television broadcasts over the 28-day span from Oct. 16-Nov. 12.

Los Angeles began the stretch in Week 6 against Dallas on *Monday Night Football*. The game was the third-most watched broadcast (19.6 million viewers) during the week of Oct. 16-22. Six days later, the Bolts went to Kansas City and played in the game's most-watched game of the week (Oct. 16-22), garnering 24.4 million viewers. It still ranks among the most-watched games since the beginning of the NFL season.

In Week 8, the Bolts defeated Chicago on *Sunday Night Football*, which ranked as the fourth-most watched game during the week of Oct. 23-29. Los Angeles then went to New York to face the Jets in Week 9 on *Monday Night Football*. The game was the fourth-most watched program from Nov. 6-12, totaling 14.5 million viewers.

#### MOST-WATCHED TV TELECASTS, OCT. 16-NOV. 5, 2023

Rank	Date	Program	Network	Viewership
1.	Nov. 5	Dal. at Phi.	FOX	27.1 M
2.	Oct. 29	Cin. at S.F.	CBS	26.1 M
<b>3.</b>	<b>Oct. 22</b>	<b>LAC at K.C.</b>	<b>CBS</b>	<b>24.4 M</b>
4.	Oct. 22	Mia. at Phi.	NBC	21.9 M
5.	Nov. 12	NYG at Dal.	FOX	21.7 M
6.	Oct. 29	LAR at Dal.	FOX	20.0 M
<b>7.</b>	<b>Oct. 16</b>	<b>Dal. at LAC</b>	<b>ABC/ESPN</b>	<b>19.6 M</b>
8.	Nov. 5	Buf. at Cin.	NBC	19.4 M
9.	Oct. 23	S.F. at Min.	ABC/ESPN/ESPN2	18.6 M
<b>10.</b>	<b>Oct. 29</b>	<b>Chi. at LAC</b>	<b>NBC</b>	<b>16.5 M</b>
	Nov. 12	NYJ at L.V.	NBC	16.5 M
12.	Nov. 12	G.B. at Pit.	CBS	16.3 M
13.	Oct. 22	Buf. at N.E.	CBS	15.7 M
14.	Oct. 30	L.V. at Det.	ABC/ESPN/ESPN2	15.2 M
15.	Nov. 5	Sea. at Bal.	CBS	14.6 M
<b>16.</b>	<b>Nov. 6</b>	<b>LAC at NYJ</b>	<b>ABC/ESPN/ESPN2</b>	<b>14.5 M</b>
17.	Oct. 22	Det. at Bal.	FOX	14.5 M
18.	Oct. 29	Jax. at Pit.	CBS	13.5 M

In Week 12, the Chargers hosted Baltimore on *Sunday Night Football*, garnering 17.4 million viewers. Despite the powerhouse week of Thanksgiving, it ranked as the No. 9 most-watched broadcast from Nov. 20-26 and the third most-watched game of the season for the Bolts.

# TEAM NOTES

## GETTING AFTER THE PASSER

The Los Angeles defense has registered 45 sacks on the season, tying for No. 6 in the NFL. It's the most sacks by a Chargers defense through the first 14 games of a season since recording 44 in 2010.

### SACKS, NFL, 2023

Rank	Team	Sacks
1.	Baltimore Ravens	54
2.	Miami Dolphins	52
3.	Buffalo Bills	50
4.	Kansas City Chiefs	48
5.	Indianapolis Colts	47
6.	<b>Los Angeles Chargers</b>	<b>45</b>
	San Francisco 49ers	45
	Seattle Seahawks	45
9.	Cleveland Browns	44
	Tampa Bay Buccaneers	44
	Tennessee Titans	44

With a third-down sack in Week 16, the Bolts now have a league-leading 27 third-down sacks on the season. Los Angeles also has two sacks on fourth down in 2023, sporting an NFL-high 29 sacks this season that have come on third or fourth down.

### SACKS, THIRD DOWN, NFL, 2023

Rank	Team	Third-Down Sacks
1.	<b>Los Angeles Chargers</b>	<b>27</b>
2.	Indianapolis Colts	25
	Kansas City Chiefs	25
4.	Miami Dolphins	22
	San Francisco 49ers	22

### SACKS, THIRD AND FOURTH DOWN, NFL, 2023

Rank	Team	Sacks
1.	<b>Los Angeles Chargers</b>	<b>29</b>
2.	Kansas City Chiefs	28
3.	Indianapolis Colts	26
4.	Buffalo Bills	23
	Miami Dolphins	23
	San Francisco 49ers	23

## MONDAY NIGHT LIGHTS

The Bolts defense dominated in Week 9, allowing just three third-down conversions, zero touchdowns and six total points. The unit took the ball away three times, all on fumbles, and totaled eight sacks. The performance was the first by any NFL defense in the last 30 years with eight sacks and three fumble recoveries while allowing three or fewer third-down conversions and zero touchdowns.

With the three takeaways in the game, the unit is among the best in the NFL on *Monday Night Football* over the last two seasons. The Chargers have now registered eight takeaways in Monday night contests since the start of the 2022 season, the second-most on *Monday Night Football* over that span. Los Angeles has four first-half takeaways on Monday night over the last two years, tied for the most in the NFL. Los Angeles added eight sacks in the game, giving them an NFL-best 24 sacks on *Monday Night Football* over the last two years.

### TAKEAWAYS, MONDAY NIGHT FOOTBALL, NFL, SINCE 2022

Rank	Team	Takeaways
1.	Philadelphia Eagles	9
2.	<b>Los Angeles Chargers</b>	<b>8</b>
	Chicago Bears	8
4.	Seattle Seahawks	7
5.	Baltimore Ravens	6
	Buffalo Bills	6
	Denver Broncos	6
	Las Vegas Raiders	6
	Minnesota Vikings	6
	Pittsburgh Steelers	6

### SACKS, MONDAY NIGHT FOOTBALL, NFL, SINCE 2022

Rank	Team	Sacks
1.	<b>Los Angeles Chargers</b>	<b>24</b>
2.	Seattle Seahawks	13
3.	Cincinnati Bengals	12
	San Francisco 49ers	12
5.	New England Patriots	10
	New York Jets	10
	Philadelphia Eagles	10

# UNIFORM RECORDS

## NEW UNIFORM RECORD


In April 2020, the Bolts unveiled new, sleek uniforms to make the best uniform in sports even better — marking a new era of Chargers football as the team moved into SoFi Stadium. Below is the team's record for the uniform colors as well as combinations.

### RECORD BY UNIFORM, PANTS AND COMBOS, SINCE 2020

Uniform Color	Home	Road	Overall
Powder Blue Uniform . . . . .	13-9	1-3	14-12
White Uniform . . . . .	0-3	14-13	14-16
Navy Blue Color Rush . . . . .	0-4	0-1	0-5
Royal Blue Color Rush . . . . .	3-1	0-0	3-1

Pants Color	Home	Road	Overall
Gold Pants . . . . .	5-7	7-7	12-14
White Pants . . . . .	7-5	8-9	16-14
Navy Blue Color Rush . . . . .	0-4	0-1	0-5
Royal Blue Color Rush . . . . .	3-1	0-0	3-1

Uniform/Pant Combos	Home	Road	Overall
Powder Uni/Gold Pants . . . . .	5-6	1-1	6-7
Powder Uni/White Pants . . . . .	8-3	0-2	8-5
White Uni/Gold Pants . . . . .	0-1	6-6	6-7
White Uni/White Pants . . . . .	0-2	8-7	8-9
Navy Blue Color Rush . . . . .	0-4	0-1	0-5
Royal Blue Color Rush . . . . .	3-1	0-0	3-1



## UNIFORM RECORD SINCE THE MERGER

Since the 1970 NFL-AFL Merger, the Bolts have donned several different uniforms. Below is a look since 1970 of the team's record in specific uniform and pant colors as well as uniform combinations:

### RECORD BY UNIFORM, PANTS AND COMBOS, SINCE 1970

Uniform Color	Home	Road	Overall
Powder Blue Uniform . . . . .	37-42-2	5-7-1	46-49-3
White Uniform . . . . .	63-38	146-218-2	209-256-2
Navy Blue Uniform . . . . .	103-91	16-18	119-109
Royal Blue Uniform . . . . .	20-22	6-4	26-26

Pants Color	Home	Road	Overall
Gold Pants . . . . .	61-55-2	49-73-3	110-128-5
White Pants . . . . .	134-116	51-76	185-192
Navy Blue Pants . . . . .	22-20	73-98	95-118
Royal Blue Pants . . . . .	6-2	0-0	6-2

Uniform/Pant Combos	Home	Road	Overall
Powder Uni/Gold Pants . . . . .	11-19-2	2-4-1	13-23-3
Powder Uni/White Pants . . . . .	26-23	3-3	29-26
White Uni/Gold Pants . . . . .	36-16	41-65-2	77-81-2
White Uni/White Pants . . . . .	10-9	33-56	43-65
Royal Uni/Royal Pants . . . . .	6-2	0-0	6-2
Navy Uni/Navy Pants . . . . .	5-7	1-1	6-8
Royal Uni/Gold Pants . . . . .	14-20	6-4	20-24
Navy Uni/White Pants . . . . .	98-84	15-17	113-101
White Uni/Navy Pants . . . . .	17-13	72-97	89-110

Helmet Color and Combos	Home	Road	Overall
White Helmet . . . . .	93-80-2	70-93-3	163-173-5
White Uni/White Pants . . . . .	6-6	17-15	21-21
White Uni/Gold Pants . . . . .	7-2	11-23-2	18-25-2
Powder Uni/Gold Pants . . . . .	10-19-2	2-4-1	13-23-3
Powder Uni/White Pants . . . . .	26-23	3-3	29-26
Navy Uni/Navy Pants . . . . .	5-6	1-1	6-7
Royal Uni/Royal Pants . . . . .	6-2	0-0	6-2
White Uni/Navy Pants . . . . .	9-6	32-40	41-46
Navy Uni/White Pants . . . . .	24-16	4-7	28-23
Navy Helmet . . . . .	130-113	103-154	233-267
Navy Uni/Navy Pants . . . . .	0-1	0-0	0-1
Navy Uni/White Pants . . . . .	74-68	11-10	85-78
Royal Uni/Gold Pants . . . . .	14-20	6-4	20-24
White Uni/Gold Pants . . . . .	30-14	31-42	61-56
White Uni/Navy Pants . . . . .	8-7	40-57	48-64
White Uni/White Pants . . . . .	4-3	15-41	19-44

# EASTON STICK

## STICK EFFICIENT IN TWO STARTS

**QB Easton Stick** completed 23 passes on 33 attempts (69.7 pct.) for 215 yards on Saturday night. He now has the third-best completion percentage (70.8 pct.) through two starts in NFL history among players who threw three-plus touchdowns and ran for at least one score in those games.

### COMPLETION PERCENTAGE, MIN. THREE PASSING TOUCHDOWNS AND A RUSHING TOUCHDOWN, FIRST TWO CAREER STARTS, NFL HISTORY

Rk.	Team	Player	Pass TD	Rush TD	Cmp. Pct.
1.	Buf.	QB Tyrod Taylor	6	1	74.6
2.	Was.	QB Robert Griffin III	3	2	70.9
3.	LAC	QB Easton Stick	3	1	70.8
4.	S.F.	QB Brock Purdy	4	1	70.2
5.	G.B.	QB Aaron Rodgers	4	1	70.0

## EASTON'S FIRST CAREER START

**Easton Stick** made the first start of his NFL career in Week 15. He completed 71.9 percent of his passes (23-of-32) for 257 yards and three touchdowns with an interception, registering a 113.7 passer rating. It ranks as the fourth-best passer rating in the first start of a career in NFL history (min. 30 attempts).

### PASSER RATING, FIRST CAREER START, MINIMUM 30 PASSING ATTEMPTS, NFL HISTORY

Rk.	Team	Game	Player	Passer Rating
1.	Min.	Dec. 9, 2001 vs. Ten.	QB Todd Bouman	131.5
2.	Buf.	Sept. 7, 1986 vs. NYJ	QB Jim Kelly	119.8
3.	G.B.	Sept. 9, 1990 vs. LAR*	QB Anthony Dilweg	117.7
4.	LAC	Dec. 14, 2023 at L.V.	QB Easton Stick	113.7
5.	Buf.	Oct. 22, 1961 at Bos.**	Warren Rabb	113.3

\*Los Angeles Rams  
\*\*Boston Patriots

## STICK THROWS THREE TOUCHDOWNS

With three touchdown passes against the Raiders, **Easton Stick** became the first Chargers quarterback in history to throw for at least three scores in their first career start.

### PASSING TOUCHDOWNS, FIRST CAREER START, QUARTERBACKS, CHARGERS HISTORY

Rank	Game	Player	Passing TDs
1.	Dec. 14, 2023 at L.V.	QB Easton Stick	3
2.	Sept. 8, 2002 at Cin.	QB Drew Brees	2
	Nov. 9, 1997 vs. Sea.	QB Craig Whelihan	2
	Oct. 14, 1973 vs. Oak.	QB Dan Fouts	2
	Sept. 10, 1960 vs. Dal.*	QB Jack Kemp	2
6.	Seven Other Players		1

\*Dallas Texans





# KEENAN ALLEN

## THE TOP TARGET

In Week 3, **Keenan Allen** made history with a team-record 18 catches in the Bolts' win over the Vikings and also set an NFL record by registering his third career game of 15-plus receptions. Allen also became the third player ever with multiple games of 16-plus catches.

Allen is also the all-time record holder for most performances in a career with at least 14 receptions (six), 13-plus receptions (eight), 12-plus receptions (12) and 11-plus receptions (16). He ranks No. 4 in history with 20 games of at least 10 catches.

### MOST GAMES WITH 16-PLUS RECEPTIONS, NFL HISTORY

Rk.	Team/s	Player	Games
1.	<b>LAC</b>	<b>WR Keenan Allen</b>	<b>2</b>
	Den./Mia./Chi./NYJ/NYG/Sea.	WR Brandon Marshall	2
	Pit./N.E./T.B.	WR Antonio Brown	2

### MOST GAMES WITH 15-PLUS RECEPTIONS, NFL HISTORY

Rk.	Team/s	Player	Games
1.	<b>LAC</b>	<b>WR Keenan Allen</b>	<b>3</b>
2.	Dal./L.V.	TE Jason Witten	2
	Den./Mia./Chi./NYJ/NYG/Sea.	WR Brandon Marshall	2
	S.D./Mia./N.E./Den./StL	WR Wes Welker	2
	Pit./N.E./T.B.	WR Antonio Brown	2

### MOST GAMES WITH 14-PLUS RECEPTIONS, NFL HISTORY

Rank	Team/s	Player	Games
1.	<b>LAC</b>	<b>WR Keenan Allen</b>	<b>6</b>
2.	Pit./N.E./T.B.	WR Antonio Brown	4
3.	Dal./L.V.	TE Jason Witten	3

### MOST GAMES WITH 13-PLUS RECEPTIONS, NFL HISTORY

Rank	Team/s	Player	Games
1.	<b>LAC</b>	<b>WR Keenan Allen</b>	<b>8</b>
2.	S.D./Mia./N.E./Den./StL	WR Wes Welker	5
	Pit./N.E./T.B.	WR Antonio Brown	5
	G.B./L.V.	WR Davante Adams	5

### MOST GAMES WITH 12-PLUS RECEPTIONS, NFL HISTORY

Rank	Team/s	Player	Games
1.	<b>LAC</b>	<b>WR Keenan Allen</b>	<b>12</b>
2.	S.D./Mia./N.E./Den./StL	WR Wes Welker	9
3.	Ind.	WR Marvin Harrison*	8
4.	S.F./Oak./Sea.	WR Jerry Rice*	7
	Hou./Ind./Ten.	WR Andre Johnson	7
	Pit./N.E./T.B.	WR Antonio Brown	7
	G.B./L.V.	WR Davante Adams	7

### MOST GAMES WITH 11-PLUS RECEPTIONS, NFL HISTORY

Rank	Team/s	Player	Games
1.	<b>LAC</b>	<b>WR Keenan Allen</b>	<b>16</b>
2.	Hou./Ind./Ten.	WR Andre Johnson	13
3.	S.D./Mia./N.E./Den./StL	WR Wes Welker	12
	Ind.	WR Marvin Harrison*	12
	K.C./Mia.	WR Tyreek Hill	12
	Pit./N.E./T.B.	WR Antonio Brown	12

\*Pro Football Hall of Famer



## LEADING THE PACK

**Keenan Allen** has hauled in a conference-best 108 passes in 2023. His 1,243 receiving yards rank seventh in the NFL this season, while his seven touchdowns are tied for the 11th-most.

### RECEPTIONS, NFL, 2023

Rank	Team	Player	Receptions
1	Dal.	WR CeeDee Lamb	109
<b>2.</b>	<b>LAC</b>	<b>WR Keenan Allen</b>	<b>108</b>
3.	Det.	WR Amon-Ra St. Brown	106
	Mia.	WR Tyreek Hill	106
5.	Phi.	WR A.J. Brown	101

### RECEIVING YARDS, NFL, 2023

Rank	Team	Player	Receiving Yards
1.	Mia.	WR Tyreek Hill	1,641
2.	Dal.	WR CeeDee Lamb	1,424
3.	Phi.	WR A.J. Brown	1,394
4.	LAR	WR Puka Nacua	1,327
5.	Det.	WR Amon-Ra St. Brown	1,281
6.	Cle.	WR Amari Cooper	1,250
<b>7.</b>	<b>LAC</b>	<b>WR Keenan Allen</b>	<b>1,243</b>
8.	S.F.	WR Brandon Aiyuk	1,203

# KEENAN ALLEN



## GOT FIVE ON IT

Keenan Allen eclipsed 100 catches for the fifth time in his career, becoming just the sixth player in history to have five or more seasons with at least 100 receptions.

### SEASONS WITH 100-PLUS RECEPTIONS, NFL HISTORY

Rk.	Team/s	Player	Seasons
1.	Den./Mia./Chi./NYJ/NYG/Sea.	WR Brandon Marshall	6
	Pit./N.E./T.B.	WR Antonio Brown	6
<b>3.</b>	<b>LAC</b>	<b>WR Keenan Allen</b>	<b>5</b>
	Ari.	WR Larry Fitzgerald	5
	Hou./Ind./Ten.	WR Andre Johnson	5
	S.D./Mia./N.E./Den./StL	WR Wes Welker	5
7.	S.F./Oak./Sea.	WR Jerry Rice*	4
	Ind.	WR Marvin Harrison*	4
	G.B./L.V.	WR Davante Adams	4
	Buf.	WR Stefon Diggs	4
	Hou./Ari./Ten.	WR DeAndre Hopkins	4
	Ind.	WR Reggie Wayne	4

*\*Pro Football Hall of Famer*

## AMONG THE LEADERS

Among active NFL players, Keenan Allen ranks tied for third in receptions (904) and sixth in receiving yards (10,530). He's just 10 catches behind the leader.

### RECEPTIONS, ACTIVE NFL PLAYERS

Rank	Team/s	Player	Receptions
1.	Hou./Ari./Ten.	WR DeAndre Hopkins	914
2.	Atl./Ten./T.B./Phi.	WR Julio Jones	910
<b>3.</b>	<b>LAC</b>	<b>WR Keenan Allen</b>	<b>904</b>
	K.C.	TE Travis Kelce	904
5.	G.B./L.V.	WR Davante Adams	854

### RECEIVING YARDS, ACTIVE NFL PLAYERS

Rank	Team/s	Player	Receiving Yards
1.	Atl./Ten./T.B./Phi.	WR Julio Jones	13,656
2.	Hou./Ari./Ten.	WR DeAndre Hopkins	12,237
3.	T.B.	WR Mike Evans	11,588
4.	K.C.	TE Travis Kelce	11,312
5.	G.B./L.V.	WR Davante Adams	10,609
<b>6.</b>	<b>LAC</b>	<b>WR Keenan Allen</b>	<b>10,530</b>
7.	K.C./Mia.	WR Tyreek Hill	9,981

## A HISTORIC TRACK RECORD

Keenan Allen surpassed 900 career receptions in Week 14, doing so faster than any player in history (139 games). He tied for the second-fastest ever to reach that 800 career catches (127 games) in the 2023 season opener.

### FEWEST GAMES TO 900 RECEPTIONS, NFL HISTORY

Rank	Team/s	Player	Games
<b>1.</b>	<b>LAC</b>	<b>WR Keenan Allen</b>	<b>139</b>
2.	Pit./N.E./T.B.	WR Antonio Brown	143
3.	Ind.	WR Marvin Harrison*	149
4.	Hou.	WR Andre Johnson	150
5.	Atl.	WR Julio Jones	153

### FEWEST GAMES TO 800 RECEPTIONS, NFL HISTORY

Rank	Team/s	Player	Games
1.	Pit.	WR Antonio Brown	126
<b>2.</b>	<b>LAC</b>	<b>WR Keenan Allen</b>	<b>127</b>
	Atl.	WR Julio Jones	127
4.	Ind.	WR Marvin Harrison*	131

*\*Pro Football Hall of Famer*

In Week 12 in 2021, Allen eclipsed 700 career receptions, doing so in his 111th game to tie Antonio Brown for the fastest player to reach that mark in NFL history. Allen also tied Brown as the fastest player in league annals to reach 600 career catches (96 games) by hauling in 16 receptions in 2020's Week 11 win against the New York Jets.

### FEWEST GAMES TO 700 RECEPTIONS, NFL HISTORY

Rank	Team	Player	Games
<b>1.</b>	<b>LAC</b>	<b>WR Keenan Allen</b>	<b>111</b>
	Pit.	WR Antonio Brown	111
3.	Atl.	WR Julio Jones	112
4.	Ind.	WR Marvin Harrison*	114

### FEWEST GAMES TO 600 RECEPTIONS, NFL HISTORY

Rank	Team/s	Player	Games
<b>1.</b>	<b>LAC</b>	<b>WR Keenan Allen</b>	<b>96</b>
	Pit.	WR Antonio Brown	96
3.	Atl.	WR Julio Jones	97
4.	Ari./Bal.	WR Anquan Boldin	98

*\*Pro Football Hall of Famer*

Allen caught nine passes in his 99th career game in 2020's Week 14 win against Atlanta, setting an all-time record for the most catches through the first 100 games of a career. Allen added a catch in the 100th game to add to his record-setting mark.

### RECEPTIONS, FIRST 100 CAREER GAMES, NFL HISTORY

Rank	Team/s	Player	Receptions
<b>1.</b>	<b>LAC</b>	<b>WR Keenan Allen</b>	<b>624</b>
2.	Pit.	WR Antonio Brown	622
3.	Atl.	WR Julio Jones	619
4.	Ari./Bal.	WR Anquan Boldin	614
5.	Ind.	WR Marvin Harrison*	591

*\*Pro Football Hall of Famer*

# KEENAN ALLEN

## UNSTOPPABLE IN WEEK 3



In Week 3, **Keenan Allen** registered 215 receiving yards on 18 receptions (11.9 avg.), and threw for a touchdown, becoming the first player in league history to total at least 15 receptions, 200 receiving yards and a passing touchdown in a single game. He is the third player in NFL history to top 10 receptions and 100 receiving yards while also passing for a touchdown in the same game.

The 18 catches tied for the third-most in a game in NFL history. The 49-yard touchdown pass to **WR Mike Williams** was the first passing score by a Chargers non-quarterback since Hall of Fame RB LaDainian Tomlinson in 2007.

### PLAYERS WITH 10 RECEPTIONS, 100 RECEIVING YARDS AND A PASSING TOUCHDOWN, SINGLE GAME, NFL HISTORY

Team	Game	Player	Rec.	Yds	Pass TD
LAC	Sept. 24, 2023 at Min.	WR Keenan Allen	18	215	1
Chi.	Dec. 2, 2018 at NYG	RB Tarik Cohen	12	156	1
S.F.	Dec. 24, 1995 at Atl.	WR Jerry Rice	12	153	1

### RECEPTIONS, SINGLE GAME, NFL HISTORY

Rk.	Team	Game	Player	Rec.
1.	Den.	Dec. 13, 2009 at Ind.	WR Brandon Marshall	21
2.	S.F.	Dec. 17, 2000 vs. Chi.	WR Terrell Owens	20
3.	LAC	Sept. 24, 2023 at Min.	WR Keenan Allen	18
	Dal.	Oct. 28, 2012 vs. NYG	TE Jason Witten	18
	Den.	Sept. 14, 2008 vs. S.D.	WR Brandon Marshall	18
	LAR	Dec. 3, 1950 vs. G.B.	WR Tom Fears	18
7.	Pit.	Nov. 8, 2015 vs. Oak.	WR Antonio Brown	17
	NYJ	Sept. 21, 1980 vs. S.F.	RB Clark Gaines	17

## A RIDICULOUS RECEIVER

**Keenan Allen** now has the most games with 12-plus catches and 100 receiving yards in NFL history (11), while his 15 career games with at least 11 receptions and 100 yards is also an all-time record.

In Week 12, Allen posted his 19th career game with 10 receptions and 100 receiving yards, good for No. 3 in NFL history. He has 11 career performances with at least 10 catches, 100 receiving yards and a touchdown grab, tying for the third-most in history.

### MOST GAMES WITH 12-PLUS RECEPTIONS AND 100-PLUS RECEIVING YARDS, NFL HISTORY

Rank	Team/s	Player	Games
1.	LAC	WR Keenan Allen	11
2.	Ind.	WR Marvin Harrison*	8
	S.D./Mia./N.E./Den./StL	WR Wes Welker	8
4.	S.F./Oak./Sea.	WR Jerry Rice*	7
	Hou./Ind./Ten.	WR Andre Johnson	7

### MOST GAMES WITH 11-PLUS RECEPTIONS AND 100-PLUS RECEIVING YARDS, NFL HISTORY

Rank	Team/s	Player	Games
1.	LAC	WR Keenan Allen	15
2.	Hou./Ind./Ten.	WR Andre Johnson	13
3.	Ind.	WR Marvin Harrison*	11
	S.D./Mia./N.E./Den./StL	WR Wes Welker	11
	Pit./N.E./T.B.	WR Antonio Brown	11
	Atl./Ten./T.B.	WR Julio Jones	11

### MOST GAMES WITH 10-PLUS RECEPTIONS AND 100-PLUS RECEIVING YARDS, NFL HISTORY

Rank	Team/s	Player	Games
1.	Hou./Ind./Ten.	WR Andre Johnson	21
2.	Pit./N.E./T.B.	WR Antonio Brown	20
3.	LAC	WR Keenan Allen	19
4.	Atl./Ten./T.B.	WR Julio Jones	18
	G.B./L.V.	WR Davante Adams	18

*\*Pro Football Hall of Famer*

## REMEMBER, REMEMBER KEENAN IN NOVEMBER

With 43 receptions over the last four games, **Keenan Allen** led the NFL over that span. He also led the NFL in November with 474 receiving yards, while his three touchdown receptions tied for the most in the AFC over the last month. Allen's 43 catches were the most by any player in a single November in NFL history and tied for the fourth-most ever in any single month.

### RECEPTIONS, SINGLE NOVEMBER, NFL HISTORY

Rank	Season	Team	Player	Receptions
1.	2023	LAC	WR Keenan Allen	43
2.	2008	Ari.	WR Anquan Boldin	42
	2002	Ind.	WR Marvin Harrison	42
4.	2020	LAC	WR Keenan Allen	41
	2014	Den.	WR Demaryius Thomas	41

# KEENAN ALLEN

## A FIVE-YEAR SPAN FOR THE AGES



Keenan Allen topped 95 receptions in each season from 2017-21, becoming the second player in NFL history to do so in five-straight years. Over that span, Allen was selected to five Pro Bowls, leading the NFL in receptions and ranked fifth in receiving yards.

### CONSECUTIVE SEASONS WITH 95-PLUS RECEPTIONS, NFL HISTORY

Rank	Team/s	Player	Consecutive Seasons
1.	Pit.	WR Antonio Brown	6 (2013-18)
2.	<b>LAC</b>	<b>WR Keenan Allen</b>	<b>5 (2017-21)</b>
3.	Hou./Ari.	WR DeAndre Hopkins	4 (2017-20)
	Ind.	WR Marvin Harrison*	4 (1999-2002)
	S.F.	WR Jerry Rice*	4 (1993-96)

*\*Pro Football Hall of Famer*

## THIRD-DOWN PHENOM

Since the beginning of his historic span in 2017, Keenan Allen has been the NFL's top receiver on third down, totaling 195 catches for 2,557 yards and moving the chains on 159 of those receptions — leading the NFL in receptions and receiving first downs, while ranking No. 2 in yards.

### THIRD DOWN RECEPTIONS, NFL, SINCE 2017

Rank	Team/s	Player	Receptions
1.	<b>LAC</b>	<b>WR Keenan Allen</b>	<b>195</b>
2.	G.B./L.V.	WR Davante Adams	165
3.	K.C./Mia.	WR Tyreek Hill	164
4.	LAR	WR Cooper Kupp	159
5.	Min./Car.	WR Adam Thielen	150
6.	Min./Buf.	WR Stefon Diggs	149
7.	K.C.	TE Travis Kelce	147

### THIRD DOWN RECEIVING YARDS, NFL, SINCE 2017

Rank	Team/s	Player	Receiving Yards
1.	K.C./Mia.	WR Tyreek Hill	2,702
2.	<b>LAC</b>	<b>WR Keenan Allen</b>	<b>2,557</b>
3.	G.B./L.V.	WR Davante Adams	2,468
4.	LAR	WR Cooper Kupp	2,394
5.	K.C.	TE Travis Kelce	1,998

### RECEIVING FIRST DOWNS, THIRD DOWN, NFL, SINCE 2017

Rank	Team/s	Player	Rec. First Downs
1.	<b>LAC</b>	<b>WR Keenan Allen</b>	<b>159</b>
2.	K.C./Mia.	WR Tyreek Hill	137
3.	G.B./L.V.	WR Davante Adams	129
4.	LAR	WR Cooper Kupp	127
5.	K.C.	TE Travis Kelce	126



## ALLEN AMONG THE BEST SINCE 2017

Since the start of the 2017 season, Keenan Allen ranks second in the NFL with 683 catches. He's also registered 7,913 receiving yards, good for sixth in the league over that span. Allen's 422 receiving first downs rank No. 3 since 2017, while his 43 touchdown grabs over that span are third in the AFC.

### RECEPTIONS, NFL, SINCE 2017

Rank	Team/s	Player	Receptions
1.	G.B./L.V.	WR Davante Adams	691
2.	<b>LAC</b>	<b>WR Keenan Allen</b>	<b>683</b>
3.	K.C.	TE Travis Kelce	680
4.	Min./Buf.	WR Stefon Diggs	663
5.	K.C./Mia.	WR Tyreek Hill	643

### RECEIVING YARDS, NFL, SINCE 2017

Rank	Team/s	Player	Receiving Yards
1.	K.C./Mia.	WR Tyreek Hill	9,388
2.	G.B./L.V.	WR Davante Adams	8,683
3.	K.C.	TE Travis Kelce	8,450
4.	Min./Buf.	WR Stefon Diggs	8,259
5.	T.B.	WR Mike Evans	8,010
6.	<b>LAC</b>	<b>WR Keenan Allen</b>	<b>7,913</b>
7.	Hou./Ari./Ten.	WR DeAndre Hopkins	7,750

### RECEIVING FIRST DOWNS, NFL, SINCE 2017

Rank	Team/s	Player	Rec. First Downs
1.	K.C.	TE Travis Kelce	457
2.	G.B./L.V.	WR Davante Adams	432
3.	K.C./Mia.	WR Tyreek Hill	424
4.	<b>LAC</b>	<b>WR Keenan Allen</b>	<b>422</b>
5.	Ari./Hou./Ten.	WR DeAndre Hopkins	403

# KEENAN ALLEN

## TOP OF THE CLASS

Since entering the NFL in 2013, **Keenan Allen** has been among the top receivers in the league. Despite missing time due to injuries earlier in his career, Allen ranks tied for second in the NFL over that span with 904 receptions, including a league-best 261 on third down. His 210 receiving first downs on third down lead the NFL over that span.

Among players drafted in 2013, Allen's 6.5 career receptions per game leads all players.

### RECEPTIONS, NFL, SINCE 2013

Rank	Team/s	Player	Receptions
1.	Hou./Ari./Ten.	WR DeAndre Hopkins	914
2.	<b>LAC</b>	<b>WR Keenan Allen</b>	<b>904</b>
	K.C.	TE Travis Kelce	904
4.	G.B./L.V.	WR Davante Adams	854
5.	Min./Buf.	WR Stefon Diggs	799

### THIRD DOWN RECEPTIONS, NFL, SINCE 2013

Rank	Team/s	Player	Receptions
1.	<b>LAC</b>	<b>WR Keenan Allen</b>	<b>261</b>
2.	Hou./Ari./Ten.	WR DeAndre Hopkins	233
3.	K.C.	TE Travis Kelce	212
4.	Pit./N.E./T.B.	WR Antonio Brown	204
5.	G.B./L.V.	WR Davante Adams	197

### RECEIVING FIRST DOWNS, THIRD DOWN, NFL, SINCE 2013

Rank	Team/s	Player	Rec. First Downs
1.	<b>LAC</b>	<b>WR Keenan Allen</b>	<b>210</b>
2.	Hou./Ari./Ten.	WR DeAndre Hopkins	194
3.	T.B.	WR Mike Evans	180
4.	K.C.	TE Travis Kelce	174
5.	G.B./L.V.	WR Davante Adams	156

## KEENAN KEEPS ON CATCHING

**Keenan Allen** has caught a pass in 71-straight games, good for the fifth-best streak in team history. He's the third Charger to record multiple 50-game reception streaks.

### CONSECUTIVE GAMES WITH A RECEPTION, CHARGERS HISTORY

Rk.	Player	Dates	Consec. Games
1.	TE Antonio Gates	Nov. 23, 2003-Nov. 30, 2008	80
2.	WR Charlie Joiner	Dec. 10, 1978-Sept. 16, 1984	78
3.	TE Antonio Gates	Oct. 23, 2011-Nov. 13, 2016	77
4.	TE Kellen Winslow	Sept. 2, 1979-Oct. 28, 1985	73
5.	<b>WR Keenan Allen</b>	<b>Dec. 22, 2018-Present</b>	<b>71</b>
6.	WR Keenan Allen	Sept. 15, 2013-Dec. 9, 2018	67



## CONSISTENTLY CATCHING

**Keenan Allen** hauled in 10 passes and eclipsed 100 receiving yards in three-straight games from Week 10 through Week 12, tying for the second-longest streak in NFL history. Allen is the only player in NFL history with multiple streaks of three-plus games with 10 catches and 100 yards.

### CONSECUTIVE GAMES WITH 10-PLUS RECEPTIONS AND 100-PLUS RECEIVING YARDS, NFL HISTORY

Rk.	Team	Player	Consec. Games (Dates)
1.	Det.	WR Calvin Johnson	4 (Dec. 2, 2012-Dec. 22, 2012)
2.	<b>LAC</b>	<b>WR Keenan Allen</b>	<b>3 (Nov. 12, 2023-Nov. 26, 2023)</b>
	Dal.	WR CeeDee Lamb	3 (Oct. 29, 2023-Nov. 12, 2023)
	Min.	WR Justin Jefferson	3 (Dec. 11, 2022-Dec. 24, 2022)
	<b>LAC</b>	<b>WR Keenan Allen</b>	<b>3 (Nov. 19, 2017-Dec. 3, 2017)</b>
	Hou.	WR Andre Johnson	3 (Oct. 12, 2008-Oct. 26, 2008)
	Det.	WR Brett Perriman	3 (Nov. 12, 1995-Nov. 23, 1995)

## ALLEN SETS SINGLE-SEASON CATCH RECORD

With 108 receptions this season, **Keenan Allen** has set the single-season franchise record with four games remaining. Allen's 1,243 receiving yards this year currently rank eighth in a single season in team history.

### RECEPTIONS, SINGLE SEASON, CHARGERS HISTORY

Rank	Season	Player	Receptions
1.	<b>2023</b>	<b>WR Keenan Allen</b>	<b>108</b>
2.	2022	RB Austin Ekeler	107
3.	<b>2021</b>	<b>WR Keenan Allen</b>	<b>106</b>
4.	<b>2019</b>	<b>WR Keenan Allen</b>	<b>104</b>
5.	<b>2017</b>	<b>WR Keenan Allen</b>	<b>102</b>
6.	<b>2020</b>	<b>WR Keenan Allen</b>	<b>100</b>
	2003	RB LaDainian Tomlinson	100

# KEENAN ALLEN

## TRIPLE-THREAT

From Weeks 11-13 in 2017, Keenan Allen became the first player in NFL history to post three-consecutive games with 10-plus receptions, 100-plus receiving yards and a touchdown catch.

### KEENAN ALLEN'S RECEIVING STATS, WEEK 11-13, 2017

Week	Date	Opp.	Rec.	Yds	Avg.	Lg	TD
11	Nov. 19, 2017	vs. Buf.	12	159	13.3	29	2
12	Nov. 23, 2017	at Dal.	11	172	15.6	42t	1
13	Dec. 3, 2017	vs. Cle.	10	105	10.5	26	1

Allen capped off the season with an interception in the road finale at the New York Jets. The pick made him the first player in NFL history to have 90-plus catches and an interception in the same season. Allen also joined Hall of Famers Don Hutson (1942) and Randy Moss (2009) as the third player in league annals to register 1,000-plus receiving yards and an interception in the same season.

### PLAYERS WITH 1,000 RECEIVING YARDS AND AN INTERCEPTION, SINGLE SEASON, NFL HISTORY

Season	Team	Player	Rec.	Rec. Yds	INTs
2017	LAC	WR Keenan Allen	102	1,393	1
2009	N.E.	WR Randy Moss*	83	1,264	1
1942	G.B.	E Don Hutson*	74	1,211	7

\*Pro Football Hall of Famer



## KEENAN KEEPS CLIMBING

Keenan Allen is among the elite pass catchers in franchise history. His 904 career receptions and 10,530 receiving yards are the most ever by a Bolts wide receiver and rank No. 2 in franchise history. Allen ranks No. 3 in touchdown catches (59) and fifth in total touchdowns (60) in Chargers history.

Allen has 20 career games with 10-plus catches, the most ever by any Charger, while his 38 100-yard receiving games ranks No. 2.

### CAREER RECEPTIONS, CHARGERS HISTORY

Rank	Seasons	Player	Receptions
1.	2003-18	TE Antonio Gates	955
2.	2013-Present	WR Keenan Allen	904
3.	1976-86	WR Charlie Joiner*	586
4.	1979-87	TE Kellen Winslow*	541
5.	2001-09	RB LaDainian Tomlinson*	530
6.	1962-70	FL Lance Alworth*	493

### CAREER RECEIVING YARDS, CHARGERS HISTORY

Rank	Seasons	Player	Receiving Yards
1.	2003-18	TE Antonio Gates	11,841
2.	2013-Present	WR Keenan Allen	10,530
3.	1962-70	FL Lance Alworth*	9,584
4.	1976-86	WR Charlie Joiner*	9,203
5.	1966-76	WR Gary Garrison	7,533

### CAREER RECEIVING TOUCHDOWNS, CHARGERS HISTORY

Rank	Seasons	Player	Receiving TDs
1.	2003-18	TE Antonio Gates	116
2.	1962-70	FL Lance Alworth*	81
3.	2013-Present	WR Keenan Allen	59
4.	1966-76	WR Gary Garrison	58
5.	1976-86	WR Charlie Joiner*	47

### CAREER TOUCHDOWNS, CHARGERS HISTORY

Rank	Seasons	Player	Touchdowns
1.	2001-09	RB LaDainian Tomlinson*	153
2.	2003-18	TE Antonio Gates	116
3.	1962-70	FL Lance Alworth*	83
4.	2017-Present	RB Austin Ekeler	69
5.	2013-Present	WR Keenan Allen	60
6.	1966-76	WR Gary Garrison	58
7.	2015-19	RB Melvin Gordon III	47
	1976-86	WR Charlie Joiner*	47

### GAMES WITH 100-PLUS RECEIVING YDS, CHARGERS HISTORY

Rank	Seasons	Player	Games
1.	1962-70	FL Lance Alworth*	41
2.	2013-Present	WR Keenan Allen	38
3.	1979-87	TE Kellen Winslow*	24
4.	1976-86	WR Charlie Joiner*	23
	1966-76	WR Gary Garrison	23

\*Pro Football Hall of Famer

# AUSTIN EKELER

## KEEPING SCORE

After tying for an NFL-best 20 scrimmage touchdowns in 2021, **Austin Ekeler** reached the end zone 18 times in 2022, leading the NFL for the second year in a row.

### SCRIMMAGE TOUCHDOWNS, NFL, 2022

Rank	Team/s	Player	Scrimmage TDs
1.	LAC	RB Austin Ekeler	18
2.	Det.	RB Jamaal Williams	17
3.	L.V.	WR Davante Adams	14
4.	Phi.	QB Jalen Hurts	13
	Car./S.F.	RB Christian McCaffrey	13
	Cle.	RB Nick Chubb	13
	Ten.	RB Derrick Henry	13

Ekeler leads the NFL with 44 scrimmage scores over the last three seasons. In both 2021 and 2022, he topped 15 scrimmage scores, making him just the fourth NFL player to do so in consecutive seasons in the last 15 years.

### SCRIMMAGE TOUCHDOWNS, NFL, SINCE 2021

Rank	Team	Player	Scrimmage TDs
1.	LAC	RB Austin Ekeler	44
2.	Phi.	QB Jalen Hurts	38
3.	Car./S.F.	RB Christian McCaffrey	36
4.	Cin.	RB Joe Mixon	34
	Ten.	RB Derrick Henry	34

### CONSECUTIVE SEASONS WITH 15-PLUS SCRIMMAGE TOUCHDOWNS, NFL, SINCE 2006

Rank	Team	Player	No. of Seasons
1.	Chargers	RB Austin Ekeler	2 (2021-22)
	Titans	RB Derrick Henry	2 (2019-20)
	Rams	RB Todd Gurley II	2 (2017-18)
	Chargers	RB LaDainian Tomlinson*	2 (2005-06)

In Week 1 of the 2019 season, Ekeler registered the first three-touchdown game of his career, helping the Bolts defeat Indianapolis in overtime. With his three-touchdown game in Week 4 of the 2022 season, Ekeler's four career games with at least three scrimmage scores ranks tied for No. 2 in the NFL since the start of the 2019 season.

### MOST GAMES WITH THREE-PLUS SCRIMMAGE TOUCHDOWNS, NFL, SINCE 2019

Rank	Team	Player	Games
1.	Ten.	RB Derrick Henry	5
2.	LAC	RB Austin Ekeler	4
	Car./S.F.	RB Christian McCaffrey	4
	G.B.	RB Aaron Jones	4
	Min./Buf.	WR Stefon Diggs	4
6.	N.O.	RB Alvin Kamara	3
	T.B.	WR Mike Evans	3

## DUAL-THREAT RUNNING BACK

**Austin Ekeler** posted three games of 10-plus catches in 2022, including back-to-back in Weeks 6 and 7, becoming the sixth running back in NFL history to post consecutive games with at least 10 catches. Ekeler's seven career games of 10 or more catches ranks No. 2 in NFL history.

### MOST GAMES WITH 10-PLUS RECEPTIONS, RUNNING BACKS, NFL HISTORY

Rank	Team/s	Player	Games
1.	Panthers/49ers	RB Christian McCaffrey	11
2.	Chargers	RB Austin Ekeler	7
	Saints	RB Alvin Kamara	7
4.	Chargers	RB LaDainian Tomlinson	6
	Ari./Was./Buf./N.E.	RB Larry Centers	6
6.	T.B./Was./Det.	RB James Wilder	5
	49ers/Raiders/Vikings	RB Roger Craig	5

The dual-threat back now has 10 career games with a rushing and receiving touchdown, good for No. 7 in NFL history. His 10 career games with a rushing and receiving score are the most ever by an undrafted player and the most in Chargers history.

### MOST GAMES WITH A RUSHING TOUCHDOWN AND RECEIVING TOUCHDOWN, NFL HISTORY

Rank	Team/s	Player	Games
1.	Car./S.F.	RB Christian McCaffrey	15
	Ind./StL	RB Marshall Faulk*	15
3.	Phi./S.F.	RB Brian Westbrook	12
	BalC^	RB Lenny Moore*	12
5.	Cle.	RB Jim Brown*	11
	N.O.	RB Alvin Kamara	11
7.	LAC	RB Austin Ekeler	10
8.	—	Six Other Players	9

\*Pro Football Hall of Famer  
^Baltimore Colts

## GO-AHEAD SCORES LATE

Since entering the NFL in 2017, **Austin Ekeler** has scored six go-ahead touchdowns in the fourth quarter or overtime, ranking tied for No. 6 over that span.

### GO-AHEAD TOUCHDOWNS IN FOURTH QUARTER OR OVERTIME, NFL, SINCE 2017

Rank	Team/s	Player	Go-Ahead TDs
1.	L.V.	RB Josh Jacobs	8
2.	LAC	WR Mike Williams	7
	G.B./L.V.	WR Davante Adams	7
	Sea.	WR Tyler Lockett	7
	Ten.	RB Derrick Henry	7
6.	LAC	RB Austin Ekeler	6
	K.C.	TE Travis Kelce	6
	LAC/Den./K.C./Bal.	RB Melvin Gordon III	6
	LAR	WR Cooper Kupp	6
	NYG	RB Saquon Barkley	6
11.	—	Six Other Players	5

# AUSTIN EKELER



## HANDS TEAM

Austin Ekeler has solidified himself as one of the most dynamic receiving backs in the NFL. His 30 receiving touchdowns are tied for No. 4 among running backs in the Super Bowl era (since 1966) are the most by a running back with a single team over that span.

## CAREER RECEIVING TOUCHDOWNS, RUNNING BACKS, NFL, SUPER BOWL ERA

Rank	Team/s	Player	Receiving TDs
1.	Ind./StL	RB Marshall Faulk*	36
2.	S.D./N.O./Phi.	RB Darren Sproles	32
3.	Phi./Mia./N.E./NYJ	RB Keith Byars	31
4.	<b>LAC</b>	<b>RB Austin Ekeler</b>	<b>30</b>
	Phi./S.F.	RB Brian Westbrook	30
	S.D./Cin./T.B./Cle.	RB James Brooks	30
7.	Car./S.F.	RB Christian McCaffrey	29

## RECEIVING TOUCHDOWNS WITH A SINGLE TEAM, RUNNING BACKS, NFL, SUPER BOWL ERA

Rank	Team	Player	Receiving TDs
1.	<b>Chargers</b>	<b>RB Austin Ekeler</b>	<b>30</b>
2.	Eagles	RB Brian Westbrook	29
3.	Rams	RB Marshall Faulk*	27
	Bengals	RB James Brooks	27
	Giants	RB Joe Morrison	27

*\*Pro Football Hall of Famer*

The Western State Colorado product has totaled 30 career touchdown catches, the most receiving scores by a running back through their first seven seasons in the Super Bowl era (since 1966).

## RECEIVING TOUCHDOWNS THROUGH FIRST SEVEN SEASONS, RUNNING BACKS, NFL, SUPER BOWL ERA

Rank	Team/s	Player	Receiving TDs
1.	<b>LAC</b>	<b>Austin Ekeler</b>	<b>30</b>
2.	Car./S.F.	Christian McCaffrey	29
3.	Phi.	Brian Westbrook	28
4.	N.E.	James White	25
5.	Min.	Chuck Foreman	23
	N.O.	Alvin Kamara	23
7.	Ind./StL	Marshall Faulk*	22

*\*Pro Football Hall of Famer*

## EKELER IN ELITE COMPANY

Austin Ekeler ran in a pair of touchdowns in the AFC Wild Card, giving him 20 touchdowns in the regular and postseason combined. He became just the seventh player in NFL history to have 20 touchdowns in consecutive seasons (regular and postseason combined).

## CONSECUTIVE SEASONS WITH 20-PLUS SCRIMMAGE TOUCHDOWNS, REGULAR AND POSTSEASON COMBINED, NFL HISTORY

Rank	Team	Player	No. of Seasons
1.	<b>Chargers</b>	<b>RB Austin Ekeler</b>	<b>2 (2021-22)</b>
	Chargers	RB LaDainian Tomlinson*	2 (2005-06)
	Seahawks	RB Shaun Alexander	2 (2004-05)
	Chiefs	RB Priest Holmes	2 (2002-03)
	Rams	RB Marshall Faulk*	2 (2000-01)
	Broncos	RB Terrell Davis*	2 (1997-98)
	Cowboys	RB Emmitt Smith*	2 (1994-95)

*\*Pro Football Hall of Famer*



## AN OLD HEAD ON YOUNG SHOULDERS

In the Week 8 victory over Chicago, Austin Ekeler scored on a 39-yard catch-and-run to become the youngest running back in the last 60 seasons to haul in 30 touchdown catches, reaching that mark at 28 years, 165 days old. He had previously set the records as the youngest running back to reach 20 and 25 receiving scores.

## YOUNGEST RUNNING BACKS TO REACH 30 CAREER RECEIVING TOUCHDOWNS, NFL, SINCE 1960

Rank	Team/s	Player	Age (Years-Days)
1.	<b>LAC</b>	<b>Austin Ekeler</b>	<b>28-165</b>
2.	Ind./StL	Marshall Faulk*	28-294
3.	NYG	Joe Morrison	30-62
4.	Hou.**/Oak./K.C.	Billy Cannon	30-81
5.	Phi./S.F.	Brian Westbrook	31-101

*\*Pro Football Hall of Famer*

*\*\*Houston Oilers*



# AUSTIN EKELER

## END ZONE EKELER

**Austin Ekeler** is one of just seven players in NFL history to record at least 30 rushing touchdowns and 30 receiving touchdowns in a career. He is the only player in NFL history to accomplish the feat within the first seven seasons of his career.

### PLAYERS WITH 30 RUSHING TOUCHDOWNS AND 30 RECEIVING TOUCHDOWNS, NFL HISTORY

Seasons	Player	Rush TDs	Rec. TDs
2017-Present	<b>RB Austin Ekeler</b>	<b>39</b>	<b>30</b>
2002-10	RB Brian Westbrook	41	30
1994-2005	RB Marshall Faulk*	100	36
1981-92	RB James Brooks	49	30
1958-68	RB John David Crow	38	35
1956-67	RB Lenny Moore*	63	48
1952-64	RB Frank Gifford*	34	43

\*Pro Football Hall of Famer

\*\*Houston Oilers

## SETTING UNDRAFTED RECORDS

**Austin Ekeler** reached 60 career touchdowns in 2022's Week 16 win at Indianapolis, becoming the third undrafted running back to do so in the common draft era (since 1967).

He has now registered six-straight seasons with at least 900 scrimmage yards, passing Clem Daniels for the longest streak in NFL history by an undrafted running back.

The best receiving undrafted running back in the last 50 years, Ekeler is the record-holder for receptions (432), receiving scores (30) and receiving yards (3,842) by an undrafted running back in the common draft era (since 1967).

### CAREER TOUCHDOWNS, UNDRAFTED RUNNING BACKS, COMMON DRAFT ERA

Rank	Team/s	Player	Touchdowns
1.	Bal./K.C.	RB Priest Holmes	94
2.	<b>LAC</b>	<b>RB Austin Ekeler</b>	<b>69</b>
3.	Hou./Mia.	RB Arian Foster	68
4.	T.B./N.E./Pit./Phi./Det.	RB LeGarrette Blount	58
5.	S.D./Car./Buf.	RB Mike Tolbert	46

### CONSECUTIVE SEASONS WITH 900-PLUS SCRIMMAGE YARDS, UNDRAFTED RUNNING BACKS, NFL HISTORY

Rank	Team/s	Player	No. of Seasons
1.	<b>LAC</b>	<b>RB Austin Ekeler</b>	<b>6 (2018-23)</b>
2.	Oak.	RB Clem Daniels	5 (1962-66)
3.	K.C.	RB Priest Holmes	4 (2001-04)
	Buf./Den.	RB Cookie Gilchrist	4 (1962-65)
5.	—	Five Other Players	3

## CRAZY EIGHTS

In 2021, Ekeler registered the sixth season in NFL history with at least eight rushing scores and eight touchdown catches. He's the only AFC player ever to do so. It was Ekeler's second career season with eight-plus touchdown catches, joining Hall of Fame RB Marshall Faulk (2000 and '01) as the only running backs in the last 50 years to post multiple seasons of eight-plus touchdown grabs.

### PLAYERS WITH EIGHT RUSHING TOUCHDOWNS AND EIGHT TOUCHDOWN CATCHES, SINGLE SEASON, NFL HISTORY

Season	Team	Player	Rush TDs	Rec. TDs
2021	<b>LAC</b>	<b>RB Austin Ekeler</b>	<b>12</b>	<b>8</b>
2001	StL	RB Marshall Faulk**	12	9
2000	StL	RB Marshall Faulk**	18	8
1975	Min.	RB Chuck Foreman**	13	9
1966	Dal.	RB Dan Reeves	8	8
1949	NYG	RB Gene Roberts	9	8

\*Pro Bowl Selection

†Associated Press First-Team All-Pro

### MOST SEASONS WITH EIGHT-PLUS RECEIVING TOUCHDOWNS, RUNNING BACKS, NFL HISTORY

Rank	Team/s	Player	Seasons
1.	<b>Chargers</b>	<b>RB Austin Ekeler</b>	<b>2 (2019, '21)</b>
	Rams	RB Marshall Faulk*	2 (2000-01)
	Oilers/Raiders	RB Billy Cannon	2 (1961, '67)
	Colts	RB Lenny Moore*	2 (1960-61)

\*Pro Football Hall of Famer

## 100 MILES AND RUNNIN'

In the team's 45-10 win over Jacksonville in 2019, **Austin Ekeler** recorded the 35th 100-yard rushing and 100-yard receiving performance in league annals on just 12 offensive touches — the fewest in a 100/100 performance in NFL history.

Ekeler's effort was the fourth such performance by an undrafted running back in the common draft era (since 1967) and the third in team history (second by a Charger in the regular season.)

### PLAYERS WITH 100 RUSHING YDS AND 100 RECEIVING YDS, SINGLE GAME, MAX. 15 TOUCHES, NFL HISTORY

Season	Team	Player	Rush Yds	Rec. Yds	Touches
2019	<b>LAC</b>	<b>Austin Ekeler</b>	<b>101</b>	<b>112</b>	<b>12</b>
1986	Dal.	Herschel Walker	122	170	15
1954	ChiC*	Ollie Matson	115	161	15

\*Chicago Cardinals

### PLAYERS WITH 100 RUSHING YARDS AND 100 RECEIVING YARDS, SINGLE GAME, CHARGERS HISTORY

Season	Player	Rush Att	Rush Yds	Rec.	Rec. Yds
2019	<b>Austin Ekeler</b>	<b>8</b>	<b>101</b>	<b>4</b>	<b>112</b>
1985	Lionel James	12	127	5	118
1963	Keith Lincoln*	13	206	7	123

\*Only postseason 100/100 performance in pro football history

# DERWIN JAMES JR.

## A DEFENSIVE CHESS PIECE

This year, **Derwin James Jr.**, has totaled 106 tackles and is one of seven NFL defensive backs on the season to total a sack, an interception, four tackles for loss and 90 tackles.

### DEFENSIVE BACKS WITH 80 TACKLES, A SACK, AN INTERCEPTION AND FOUR TACKLES FOR LOSS, NFL, 2023

Rk.	Team	Player	Sacks	TFL	INTs	Tackles
1.	T.B.	S Antoine Winfield Jr.	5.0	5	3	110
2.	LAC	S <b>Derwin James Jr.</b>	1.0	4	1	106
3.	Cin.	S Dax Hill	1.5	5	2	99
	Min.	S Josh Metellus	2.5	7	1	99
5.	Ind.	CB Kenny Moore II	1.5	8	3	91
	N.E.	DB Kyle Dugger	1.5	6	2	91
7.	Jax.	S Rayshawn Jenkins	1.0	5	2	90

In 2022, James became one of seven defensive backs since the turn of the century to record at least 100 tackles, four sacks and a forced fumble in a single season.

### DEFENSIVE BACKS WITH 100 TACKLES, FOUR SACKS AND A FORCED FUMBLE, SINGLE SEASON, NFL, SINCE 2000

Season	Team	Player	Sacks	FF	Tackles
2023	T.B.	S Antoine Winfield Jr.	4.0	5	107
2022	LAC	S <b>Derwin James Jr.</b>	4.0	2	115
2022	Chi.	DB Jaquan Brisker	4.0	1	104
2019	Car.	S Eric Reid	4.0	1	129
2019	Ten.	CB Logan Ryan	4.5	4	113
2010	Oak.	S Tyvon Branch	4.0	1	101
2005	Ari.	S Adrian Wilson	8.0	1	108
2000	S.D.	S Rodney Harrison	6.0	1	127

## MAKING AN IMPACT

**Derwin James Jr.**, eclipsed 400 career tackles in his 55th game, doing so faster than any defensive back in the last 30 years. He also topped 300 career tackles (41 games) and 350 tackles (47 games) faster than any defensive back over that span.

### FEWEST GAMES TO 400 TACKLES, DEFENSIVE BACKS, NFL, SINCE 1991

Rank	Team	Player	Games
1.	LAC	S <b>Derwin James Jr.</b>	55
2.	NYG	S Landon Collins	56
3.	Jax.	S Johnathan Cyprien	57

### FEWEST GAMES TO 300 TACKLES, DEFENSIVE BACKS, NFL, SINCE 1991

Rank	Team	Player	Games
1.	LAC	S <b>Derwin James Jr.</b>	41
2.	NYG	S Landon Collins	42
3.	Jax.	S Johnathan Cyprien	43



## ZERO TO SIXTY

**Derwin James Jr.**, posted 445 tackles, 22 tackles for loss and 9.5 sacks in his first 60 games played, becoming the 11th NFL player and the first defensive back to record 400 tackles, 20 tackles for loss and nine sacks within the first 60 games of a career since tackles for loss began being tracked in 2008.

### PLAYERS WITH 400 TACKLES, 20 TACKLES FOR LOSS AND NINE SACKS, FIRST 60 CAREER GAMES, NFL, SINCE 2008

Seasons	Team	Player	Sacks	TFL	Tackles
2020-23	Bal.	LB Patrick Queen	13.5	35	404
2018-23	LAC	S <b>Derwin James Jr.</b>	9.5	22	445
2019-22	T.B.	LB Devin White	20.5	35	474
2018-22	Ind.	LB Shaquille Leonard	15.0	30	531
2018-21	Chi.	LB Roquan Smith	14.0	43	517
2016-20	Dal.	LB Jaylon Smith	9.0	20	456
2016-19	G.B.	LB Blake Martinez	9.0	28	487
2012-16	Ind./Chi.	LB Jerrell Freeman	12.0	25	512
2012-16	Sea.	LB Bobby Wagner	10.5	27	506
2012-15	T.B.	LB Lavonte David	12.0	66	555
2009-14	Hou.	LB Brian Cushing	11.0	34	438
2007-10	S.F.	LB Patrick Willis	14.0	28	568

James is one of four players — and the only defensive back — since the turn of the century to post 400 tackles, eight interceptions and nine sacks within the first 60 games of a career.

### PLAYERS WITH 400 TACKLES, EIGHT INTERCEPTIONS AND NINE SACKS, FIRST 60 CAREER GAMES, NFL, SINCE 2000

Seasons	Team	Player	Sacks	INTs	Tackles
2018-23	LAC	S <b>Derwin James Jr.</b>	9.5	8	445
2018-22	Ind.	LB Shaquille Leonard	15.0	11	531
2012-15	T.B.	LB Lavonte David	12.0	9	555
2009-14	Hou.	LB Brian Cushing	11.0	8	438

# DERWIN JAMES JR.



## DERWIN AMONG THE BEST THROUGH 50

Derwin James Jr., posted 372 tackles and 9.5 sacks in 50 games played. His 372 tackles were the most by a defensive back in the first 50 games of a career over the last 30 years.

### TACKLES, DEFENSIVE BACKS, FIRST 50 CAREER GAMES, NFL, SINCE 1991

Rank	Team	Player	Tackles
1.	LAC	S Derwin James Jr.	372
2.	Jax.	S Johnathan Cyprien	364
3.	NYG	S Landon Collins	349
4.	Ari.	S Budda Baker	343
5.	G.B.	S Morgan Burnett	341

### SACKS, DEFENSIVE BACKS, FIRST 50 CAREER GAMES, NFL, SINCE 1982

Rank	Team/s	Player	Sacks
1.	NYJ/Sea.	S Jamal Adams	15.5
2.	Dal.	DB Bill Bates	12.0
3.	T.B.	S Antoine Winfield Jr.	11.0
4.	StL	S Adam Archuleta	10.5
5.	Hou.^	S Keith Bostic	10.0
6.	LAC	S Derwin James Jr.	9.5
	T.B.	CB Ronde Barber	9.5
8.	—	Three Other Players	8.5

*^Houston Oilers*

James is one of seven players — and the only defensive back — since the turn of the century to post 350 tackles, five interceptions and nine sacks within the first 50 games of a career.

### PLAYERS WITH 350 TACKLES, FIVE INTERCEPTIONS AND NINE SACKS, FIRST 50 CAREER GAMES, NFL, SINCE 2000

Seasons	Team	Player	Sacks	INTs	Tackles
2018-22	LAC	S Derwin James Jr.	9.5	7	372
2018-21	Ind.	LB Shaquille Leonard	15.0	9	476
2018-21	Chi.	LB Roquan Smith	13.0	5	422
2012-15	T.B.	LB Lavonte David	10.0	6	463
2012-15	Sea.	LB Bobby Wagner	9.5	5	432
2009-13	Hou.	LB Brian Cushing	9.5	8	358
2000-02	Chi.	LB Brian Urlacher	19.0	6	415

## A NOVEMBER TO REMEMBER

In a dominant November 2022, Derwin James Jr., posted 37 tackles (20 solo), two sacks, an interception and a pair of forced fumbles. He was the only defender during the month to have a sack, a pick and a forced fumble. James was recognized as AFC Defensive Player of the Month for his efforts in November.

James was also the only defensive back in the last 30 years and first player in a decade to have at least 30 tackles, multiple sacks, an interception and a forced fumble in a single November.

### PLAYERS WITH 30 TACKLES, TWO SACKS, AN INTERCEPTION AND A FORCED FUMBLE, SINGLE NOVEMBER, NFL, SINCE 1991

Season	Team	Player	Sacks	FF	INTs	Tackles
2022	LAC	S Derwin James Jr.	2.0	2	1	37
2013	Oak.	LB Nick Roach	4.5	2	1	38
2009	Sea.	LB David Hawthorne	3.0	1	2	50
2008	Pit.	LB James Harrison	5.5	3	1	36
2005	Jax.	LB Mike Peterson	2.0	1	1	37
2004	Car.	LB Will Witherspoon	2.0	1	2	36
2003	Phi.	LB Nate Wayne	3.0	2	1	36
2001	G.B.	LB Nate Wayne	2.0	1	2	39
1999	T.B.	LB Derrick Brooks	2.0	2	2	39

## DERWIN'S PICKS AND SACKS BY PASSER

Derwin James Jr., has recorded eight interceptions and 10.5 sacks in his career. He has brought down Patrick Mahomes the most, totaling two sacks of the Texas Tech product. Below is a look at his career regular-season sacks and interceptions by passer:

### REGULAR-SEASON CAREER INTs BY PASSER (8)

INTs	Passer	Most Recent INT
1	QB Tyson Bagent	Oct. 29, 2023 vs. Chi.
	QB Derek Carr	Oct. 4, 2021 vs. L.V.
	QB Nick Foles	Dec. 26, 2022 at Ind.
	QB Jared Goff	Sept. 23, 2018 at LAR
	QB Drew Lock	Nov. 28, 2021 at Den.
	QB Kyler Murray	Nov. 27, 2022 at Ari.
	QB Ben Roethlisberger	Dec. 2, 2018 at Pit.
	QB Josh Rosen	Nov. 25, 2018 vs. Ari.

### REGULAR-SEASON CAREER SACKS BY PASSER (10.5)

Sacks	Passer	Most Recent Sack
2.0	QB Patrick Mahomes	Nov. 20, 2022 vs. K.C.
1.5	QB Baker Mayfield	Oct. 10, 2021 vs. Cle.
1.0	QB Josh Allen	Sept. 16, 2018 at Buf.
	QB C.J. Beathard	Sept. 30, 2018 vs. S.F.
	QB Derek Carr	Sept. 11, 2022 vs. L.V.
	QB Marcus Mariota	Nov. 6, 2022 at Atl.
	QB Russell Wilson	Oct. 17, 2022 vs. Den.
	QB Bailey Zappe	Dec. 3, 2023 at N.E.
0.5	QB Joe Burrow	Dec. 5, 2021 at Cin.
	QB Dak Prescott	Sept. 19, 2021 vs. Dal.

# KHALIL MACK



## MACK DOMINATES NOVEMBER

In November, **Khalil Mack** led all NFL players during the month with 6.0 sacks and two strip-sacks, while adding 23 tackles (19 solo), five tackles for loss, five quarterback hits and three passes defended. Mack was recognized as AFC Defensive Player of the Month for his efforts in November.

Mack became just the second player in the last 15 years to record five sacks, five tackles for loss, multiple pass breakups and multiple strip-sacks in a single November and is just the sixth player to do so in any month over the past 15 seasons.

### PLAYERS WITH FIVE SACKS, FIVE TACKLES FOR LOSS, MULTIPLE STRIP-SACKS, MULTIPLE PASSES DEFENSED, SINGLE MONTH, NFL, SINCE 2008

Month	Team	Player	Sks	TFLs	PD	Strip-Sks
Nov. 2023	LAC	OLB Khalil Mack	6.0	5	3	2
Sept. 2023	Pit.	LB T.J. Watt	6.0	5	2	2
Sept. 2019	T.B.	OLB Shaquil Barrett	9.0	7	2	3
Nov. 2016	NYG	DE Jason Pierre-Paul	5.5	5	4	2
Oct. 2011	Min.	DE Jared Allen	8.0	7	2	2
Oct. 2009	Was.	DE Andre Carter	5.5	7	2	2

## MACK MAKES HISTORY

**Khalil Mack** eclipsed 12 sacks on the season for the third time in his career — and with his third franchise. He joins Hall of Famer Kevin Greene as the only two players to have a 12-sack season with three different franchises since the individual sack became an official statistic in 1982.

### PLAYERS WITH 12-SACK SEASON WITH THREE DIFFERENT FRANCHISES, NFL, SINCE 1982

Player	Teams (Seasons)
OLB Khalil Mack	Raiders ('15), Bears ('18), Chargers ('23)
LB Kevin Greene*	Rams ('88-90), Steelers ('93-94), Panthers ('96, '99)

\*Pro Football Hall of Famer

## TOP OF THE CHARTS

**Khalil Mack** ranks fourth in the NFL in 2023 with 15 sacks, tying his single-season career high. His four strip-sacks are tied for the second-most in the NFL this season.

### SACKS, NFL, 2023

Rank	Team	Player	Sacks
1.	Pit.	LB T.J. Watt	17.0
2.	Cin.	DE Trey Hendrickson	16.0
3.	Min.	OLB Danielle Hunter	15.5
4.	LAC	OLB Khalil Mack	15.0
5.	Jax.	OLB Josh Allen	13.5
	L.V.	DE Maxx Crosby	13.5
7.	Cle.	DE Myles Garrett	13.0
	Dal.	LB Micah Parsons	13.0

### STRIP SACKS, NFL, 2023

Rank	Team	Player	Strip-Sacks
1.	Mia.	LB Bradley Chubb	5
2.	LAC	OLB Khalil Mack	4
	Cle.	DE Myles Garrett	4
	Pit.	LB T.J. Watt	4
5.	Ind.	DE Samson Ebukam	3
	L.V.	DE Malcolm Koonce	3
	Min.	OLB Danielle Hunter	3
	T.B.	OLB Shaquil Barrett	3

## MACK CLOSES IN ON TEAM HISTORY

By tying his career high with 15.0 sacks this season, **Khalil Mack** is tied for the third-most sacks in a single season by a Charger since the individual sack began being tracked in 1982. He is 2.5 sacks away from setting the single-season franchise record.

Mack has forced a total of five fumbles this season, including four that were strip-sacks. Since forced fumbles began being tracked in 1994, Mack's five are tied for the third-most by a Charger in a single season.

### SACKS, SINGLE SEASON, CHARGERS, SINCE 1982

Rank	Season	Player	Sacks
1.	2006	LB Shawne Merriman	17.0
	1992	DE Leslie O'Neal	17.0
3.	2023	OLB Khalil Mack	15.0
	1986	DE Lee Williams	15.0
5.	1989	DE Lee Williams	14.0

### FORCED FUMBLES, SINGLE SEASON, CHARGERS, SINCE 1994

Rank	Season	Player	Forced Fumbles
1.	2021	OLB Joey Bosa	7
	2009	LB Shaun Phillips	7
3.	2023	OLB Khalil Mack	5
	—	Two Other Players	5

# KHALIL MACK

## MACK ATTACK

Since entering the NFL in 2014, **Khalil Mack** has totaled 99.5 sacks, the second-most over that span. He's one of football's top defenders at forcing turnovers, tying for the league lead in forced fumbles and ranking No. 2 in strip-sacks since entering the NFL.

Mack's 248 career hurries lead the league since he entered the NFL in 2014, while his 425 pressures rank No. 2 over that span.

### SACKS, NFL, SINCE 2014

Rank	Team/s	Player	Sacks
1.	LAR	DT Aaron Donald	109.0
2.	Oak./Chi./LAC	<b>OLB Khalil Mack</b>	<b>99.5</b>
3.	N.O.	DE Cameron Jordan	96.0
4.	Pit.	LB T.J. Watt	94.5
	N.E./Ari./L.V.	OLB Chandler Jones	94.5

### FORCED FUMBLES, NFL, SINCE 2014

Rank	Team/s	Player	Forced Fum.
1.	Oak./Chi./LAC	<b>OLB Khalil Mack</b>	<b>30</b>
	N.E./Ari./L.V.	OLB Chandler Jones	30
3.	Pit.	LB T.J. Watt	27
4.	T.B.	LB Lavonte David	26
5.	LAR	DT Aaron Donald	24

### STRIP-SACKS, NFL, SINCE 2014

Rk.	Team/s	Player	Strip Sacks
1.	N.E./Ari./L.V.	OLB Chandler Jones	26
2.	Oak./Chi./LAC	<b>OLB Khalil Mack</b>	<b>23</b>
3.	Pit.	LB T.J. Watt	20
4.	Den./T.B.	OLB Shaquil Barrett	19
5.	LAR	DT Aaron Donald	18
	StL/LAR/Mia./Dal./Chi./Phi.	LB Robert Quinn	18
	Jax./Min./Bal./L.V./Ind./Chi.	DE Yannick Ngakoue	18

### QUARTERBACK HURRIES, NFL, SINCE 2014

Rank	Team/s	Player	Hurries
1.	Oak./Chi./LAC	<b>OLB Khalil Mack</b>	<b>248</b>
2.	LAR	DT Aaron Donald	214
3.	N.O.	DE Cameron Jordan	210
4.	Den./LAR/Buf.	OLB Von Miller	207
5.	Buf./Hou.	DL Jerry Hughes	204

### DEFENSIVE PRESSURES, NFL, SINCE 2014

Rank	Team/s	Player	Pressures
1.	LAR	DT Aaron Donald	473
2.	Oak./Chi./LAC	<b>OLB Khalil Mack</b>	<b>425</b>
3.	Hou./Ari.	DE J.J. Watt	393
	N.O.	DE Cameron Jordan	393
5.	Den./LAR/Buf.	OLB Von Miller	388

## MACK DROPS SIX SACKS IN VICTORY



**Khalil Mack** had a historic performance in the team's Week 4 win over the Raiders. He set a career high with six sacks, including a pair of strip-sacks. It was the first six-sack performance by any NFL player since 2017 and just the sixth since the stat began being tracked in 1982.

Mack added 10 tackles (eight solo), five tackles for loss, four quarterback hits and a pass defended. He is the only player since at least 2000 to have six sacks and at least 10 tackles in a single game. He was recognized as AFC Defensive Player of the Week for his performance, the fourth weekly award of his career.

Along with his five-sack performance in 2015, Mack joined Hall of Fame LB Derrick Thomas as the only players with multiple games of five or more sacks since the stat started being tracked in 1982.

### SACKS, SINGLE GAME, NFL, SINCE 1982

Rk.	Team	Game	Player	Sacks
1.	K.C.	Nov. 11, 1990 vs. Sea.	LB Derrick Thomas	7.0
2.	LAC	<b>Oct. 1, 2023 vs. L.V.</b>	<b>OLB Khalil Mack</b>	<b>6.0</b>
	Atl.	Nov. 12, 2017 vs. Dal.	DL Adrian Clayborn	6.0
	NYG	Sept. 30, 2007 vs. Phi.	DE Osi Umenyiora	6.0
	K.C.	Sept. 6, 1998 vs. Oak.	LB Derrick Thomas	6.0
	S.F.	Nov. 13, 1983 vs. N.O.	DE Fred Dean	6.0
7.	S.F.	Nov. 19, 2012 vs. Chi.	OLB Aldon Smith	5.5
	Det.	Sept. 4, 1983 at T.B.	DE William Gay	5.5

# KHALIL MACK

## KHALIL RE-WRITES THE RECORD BOOK

With six sacks in the Week 4 victory over Las Vegas, **Khalil Mack** set the franchise single-game record, breaking DE Leslie O'Neal's mark of five sacks in 1986.

### SACKS, SINGLE GAME, CHARGERS, SINCE 1982

Rank	Game	Player	Sacks
1.	<b>Oct. 1, 2023 vs. L.V.</b>	<b>OLB Khalil Mack</b>	<b>6.0</b>
	Nov. 16, 1986 vs. Dal.	DE Leslie O'Neal	5.0
3.	Dec. 18, 2011 vs. Bal.	OLB Antwan Barnes	4.0
	Oct. 3, 2010 vs. Ari.	LB Shaun Phillips	4.0
	Oct. 22, 1995 at Sea.	DE Leslie O'Neal	4.0
	Dec. 6, 1992 at Phx.*	DE Leslie O'Neal	4.0
	Dec. 22, 1991 vs. Den.	DE Leslie O'Neal	4.0

*\*Phoenix Cardinals*

## MACK'S PICKS BY PASSER

**Khalil Mack** has picked off three passes, including two that he returned for a touchdown. Below is a look at his career regular-season interceptions by quarterback:

### REGULAR-SEASON CAREER INTs BY PASSER (3)

INTs	Passer	Most Recent INT
1	QB Kirk Cousins	Nov. 16, 2020 vs. Min.
	QB DeShone Kizer	Sept. 9, 2018 at G.B.
	QB Cam Newton	Nov. 27, 2016 vs. Car.



## MACK'S SACKS BY PASSER

**Khalil Mack** has sacked 44 different players in the regular season for a total of 99.5 career sacks. He dropped QB Aidan O'Connell six times in the Week 4 victory over the Raiders. Below is a look at his career regular-season sacks by quarterback:

### REGULAR-SEASON CAREER SACKS BY PASSER (99.5)

Sacks	Passer	Most Recent Sack
6.0	QB Aidan O'Connell	Oct. 1, 2023 vs. L.V.
	QB Brock Osweiler	Nov. 21, 2016 vs. Hou.
5.5	QB Aaron Rodgers	Oct. 17, 2021 at Chi.
	QB Alex Smith	aDec. 10, 2017 at K.C.
5.0	QB Trevor Siemian	Nov. 26, 2017 vs. Den.
4.0	QB Derek Carr	Sept. 11, 2022 L.V.
	QB Kirk Cousins	Dec. 20, 2020 at Min.
	QB Dak Prescott	Oct. 16, 2023 vs. Dal.
3.0	QB Tom Brady	Oct. 8, 2020 vs. T.B.
	QB Jared Goff	Oct. 3, 2021 vs. Det.
	QB Josh McCown	Sept. 17, 2017 vs. NYJ
2.0	QB Sam Bradford	Sept. 23, 2018 at Ari.
	QB Teddy Bridgewater	Oct. 18, 2020 at Car.
	QB Joe Flacco	Sept. 15, 2019 at Den.
	QB Lamar Jackson	Nov. 26, 2023 vs. Bal.
	QB Daniel Jones	Sept. 20, 2020 vs. NYG
	QB Colin Kaepernick	Dec. 7, 2017 vs. S.F.
	QB Case Keenum	Sept. 23, 2019 at Was.
	QB Jordan Love	Nov. 19, 2023 at G.B.
	QB Patrick Mahomes	Sept. 15, 2022 at K.C.
	QB Marcus Mariota	Nov. 29, 2015 at Ten.
	QB Baker Mayfield	Sept. 26, 2021 at Cle.
	QB Philip Rivers	Oct. 27, 2019 vs. LAC
	QB Geno Smith	Dec. 3, 2017 vs. NYG
	QB Matthew Stafford	Nov. 11, 2018 vs. Det.
	QB Russell Wilson	Oct. 17, 2022 vs. Den.
	QB Zach Wilson	Nov. 6, 2023 at NYJ
	QB Jameis Winston	Oct. 30, 2016 at T.B.
	QB Bailey Zappe	Dec. 3, 2023 at N.E.
1.0	QB Blake Bortles	Oct. 23, 2016 at Jax.
	QB Drew Brees	Nov. 1, 2020 vs. N.O.
	QB Joe Burrow	Sept. 19, 2021 vs. Cin.
	QB Jay Cutler	Oct. 4, 2015 at Chi.
	QB Ryan Fitzpatrick	Sept. 30, 2018 vs. T.B.
	QB Nick Foles	Dec. 26, 2022 at Ind.
	QB Jimmy Garoppolo	Nov. 13, 2022 at S.F.
	QB DeShone Kizer	Sept. 9, 2018 at G.B.
	QB Eli Manning	Dec. 2, 2018 at NYG
	QB Davis Mills	Oct. 2, 2022 at Hou.
	QB Cam Newton	Nov. 27, 2016 vs. Car.
	QB Kyle Orton	Dec. 21, 2014 vs. Buf.
	QB Tyrod Taylor	Dec. 4, 2016 vs. Buf.
	QB Deshaun Watson	Dec. 13, 2020 vs. Hou.
0.5	QB Matt Ryan	Sept. 27, 2020 at Atl.

### POSTSEASON CAREER SACKS BY PASSER (1.0)

Sacks	Passer	Most Recent Sack
1.0	QB Trevor Lawrence	Jan. 14, 2023 at Jax.*

*\*AFC Wild Card*

## OFFENSIVE PLAYER NOTES

### PARHAM SNAGS ANOTHER SCORE

11 of **TE Donald Parham Jr.**'s 62 career receptions have gone for a touchdown, including a career-best four this season. Among players with at least 50 catches since he entered the NFL in 2020, Parham ranks second with a rate of 5.64 receptions per touchdown.

#### RECEPTIONS PER TOUCHDOWN, MIN. 50 REC., NFL, SINCE 2020

Rank	Team/s	Player	Receptions Per Touchdown
1.	Chi./N.O.	TE Jimmy Graham	4.67
2.	LAC	<b>TE Donald Parham Jr.</b>	<b>5.64</b>
3.	G.B.	WR Christian Watson	5.75
4.	Buf.	WR Gabe Davis	5.96
5.	N.O.	TE Juwan Johnson	6.07

### PIPKINS HAULS IN A TWO-POINT CONVERSION



In the second quarter of Week 2, **T Trey Pipkins III** caught a two-point conversion from **QB Justin Herbert** as an eligible receiver. He became just the second NFL offensive lineman to haul in a two-point conversion in at least the last 60 years (Giants T Andrew Thomas in 2020).

### KELLEY MOVES THE CHAINS



**RB Joshua Kelley** began the season by converting eight of his rushing attempts for first downs. It's tied for the third-most first-down conversions on the ground in a single game by any AFC player in 2023.

#### RUSHING FIRST DOWNS, SINGLE GAME, AFC, 2023

Rk.	Team	Game	Player	Rush 1st Downs
1.	Ind.	Sept. 24, 2023 at Bal.	RB Zack Moss	10
2.	Buf.	Dec. 17, 2023 vs. Dal.	RB James Cook	9
3.	LAC	<b>Sept. 10, 2023 vs. Mia.</b>	<b>RB Joshua Kelley</b>	<b>8</b>
	K.C.	Dec. 3, 2023 at G.B.	RB Isiah Pacheco	8
	Ind.	Nov. 26, 2023 vs. T.B	RB Jonathan Taylor	8
	N.E.	Nov. 26, 2023 at NYG	RB Rhamondre Stevenson	8
	Bal.	Sept. 24, 2023 vs. Ind.	QB Lamar Jackson	8
7.	—	10 Other Players		7

### DAVIS POSTS A 51-YARD CARRY

On the opening drive in Week 4, **WR Derius Davis** took a handoff 51 yards. It was the second-longest carry for the Bolts of the season and the longest by any non-running back for the Chargers since 2001, when WR Curtis Conway ran 67 yards for a touchdown.

#### LONGEST RUSHES, NON-RUNNING BACK, CHARGERS HISTORY

Rank	Game	Player	Rushing Length
1.	Nov. 18, 2001 at Oak.	WR Curtis Conway	67 yards
2.	<b>Oct. 1, 2023 vs. L.V.</b>	<b>WR Derius Davis</b>	<b>51 yards</b>
3.	Nov. 7, 2004 vs. N.O.	WR Tim Dwight	48 yards
4.	Jan. 1, 2012 at Oak.	WR Vincent Jackson	41 yards
5.	Nov. 28, 2004 at K.C.	WR Eric Parker	38 yards

# DEFENSIVE PLAYER NOTES

## TULI A TOP ROOKIE

Through 15 games, **OLB Tuli Tuipulotu** has registered 45 tackles, 11 quarterback hits, 4.5 sacks and eight tackles for loss. He has added a pass defended, two forced fumbles and a recovery.

Tuipulotu is tied for the third-most tackles for loss (eight) by any rookie this season and ranks No. 6 in sacks (4.5) among rookies, while his 11 quarterback hits rank No. 5 among NFL rookies in 2023.

### TACKLES FOR LOSS, NFL ROOKIES, 2023

Rank	Team	Player	Tackles for Loss
1.	T.B.	DL Calijah Kancey	10
2.	T.B.	OLB YaYa Diaby	9
3.	LAC	<b>OLB Tuli Tuipulotu</b>	<b>8</b>
	Hou.	DE Will Anderson Jr.	8
4.	Det.	DB Brian Branch	7
	G.B.	LB Lukas Van Ness	7
	Phi.	DT Jalen Carter	7

### SACKS, NFL ROOKIES, 2023

Rank	Team	Player	Sacks
1.	LAR	NT Kobie Turner	6.5
	T.B.	OLB YaYa Diaby	6.5
3.	LAR	OLB Byron Young	6.0
4.	Hou.	DE Will Anderson Jr.	5.0
	Phi.	DT Jalen Carter	5.0
6.	LAC	<b>OLB Tuli Tuipulotu</b>	<b>4.5</b>
7.	Ari.	OLB B.J. Ojulari	4.0
	T.B.	DL Calijah Kancey	4.0
9.	Ari.	DL Dante Stills	3.5
	N.O.	DT Bryan Bresee	3.5

### QUARTERBACK HITS, NFL ROOKIES, 2023

Rank	Team	Player	Quarterback Hits
1.	Hou.	DE Will Anderson Jr.	19
2.	LAR	OLB Byron Young	15
3.	LAR	NT Kobie Turner	12
	T.B.	DL Calijah Kancey	12
5.	LAC	<b>OLB Tuli Tuipulotu</b>	<b>11</b>
6.	Chi.	DL Gervon Dexter Sr.	10

Tuipulotu's seven quarterback pressures in Week 3 are the most by a rookie in a single game this season and are tied for the third-most by any NFL defender in a single game in 2023.

### PRESSURES, SINGLE GAME, NFL, 2023

Rk.	Team	Game	Player	Pressures
1.	Pit.	Sept. 10, 2023 vs. S.F.	LB T.J. Watt	9
2.	NYG	Oct. 29, 2023 vs. NYJ	DL Dexter Lawrence II	8
3.	LAC	<b>Sept. 24, 2023 at Min.</b>	<b>OLB Tuli Tuipulotu</b>	<b>7</b>
	Cin.	Oct. 15, 2023 vs. Sea.	DE Sam Hubbard	7
	Was.	Oct. 5, 2023 vs. Chi.	DE Chase Young	7
6.	LAC	<b>Oct. 1, 2023 vs. L.V.</b>	<b>OLB Khalil Mack</b>	<b>6</b>
	—	12 Other Performances		6

## MURRAY MAKING PLAYS

In his fourth pro season, **LB Kenneth Murray Jr.**, has made plays all over the field for the defense. He leads the team with 107 tackles and is one of five NFL players in 2023 to total 100 tackles, three sacks, an interception and six tackles for loss.

### PLAYERS WITH 100 TACKLES, THREE SACKS, AN INTERCEPTION AND SIX TACKLES FOR LOSS, NFL, 2023

Rk.	Team	Player	Sacks	TFLs	INTs	Tackles
1.	L.V.	LB Robert Spillane	3.5	7	3	130
2.	Buf.	LB Terrel Bernard	4.5	7	3	124
3.	Bal.	LB Patrick Queen	3.5	8	1	119
4.	Sea.	LB Jordyn Brooks	4.5	8	1	109
5.	LAC	<b>LB Kenneth Murray Jr.</b>	<b>3.0</b>	<b>7</b>	<b>1</b>	<b>107</b>

## BREAK 'EM UP

**CB Michael Davis** reached 10 passes defended in 2023 for the fourth-straight season, making him one of five players to top double-digit pass breakups in four consecutive seasons since 2020. **CB Asante Samuel Jr.**, has also registered at least 10 passes defended in each of the last three seasons.

### CONSECUTIVE SEASONS WITH 10-PLUS PASSES DEFENSED, ACTIVE NFL STREAKS SINCE 2020

Rank	Team/s	Player	Consecutive Seasons
1.	LAC	<b>CB Michael Davis</b>	<b>4 (2020-23)</b>
	Cle.	CB Denzel Ward	4 (2020-23)
	Mia.	CB Xavien Howard	4 (2020-23)
	NYG/Phi.	CB James Bradberry	4 (2020-23)
5.	LAC	<b>CB Asante Samuel Jr.</b>	<b>3 (2021-23)</b>
	Buf./Pit.	CB Levi Wallace	3 (2021-23)
	Den.	CB Pat Surtain II	3 (2021-23)
	K.C./S.F.	CB Charvarius Ward	3 (2021-23)
	G.B./Buf.	CB Rasul Douglas	3 (2021-23)

## KENDRICKS HITS THE CENTURY MARK

A defensive stalwart, **LB Eric Kendricks** has topped 100 total defensive tackles in seven-straight seasons. He's four tackles away from extending the streak to eight consecutive seasons.

### CONSECUTIVE SEASONS WITH 100 TOTAL TACKLES, ACTIVE NFL STREAKS

Rank	Team/s	Player	Consecutive Seasons
1.	Sea./LAR	LB Bobby Wagner	12 (2012-23)
2.	Min./LAC	<b>LB Eric Kendricks</b>	<b>7 (2016-22)</b>
	NYJ/N.O.	LB Demario Davis	7 (2017-22)
4.	Chi./Bal.	LB Roquan Smith	6 (2018-23)
	S.F.	LB Fred Warner	6 (2018-23)
6.	Buf./Chi.	LB Tremaine Edmunds	5 (2018-22)



## SPECIALIST NOTES

### DICKER MAKES HIS KICKS

Last season, **K Cameron Dicker** made 21-of-22 field goals (95.5 pct.) to set the record for best field goal percentage by a rookie kicker since the 1970 NFL-AFL Merger (min. 15 att.). He's picked up where he left off, making 24-of-25 attempts in 2023. Dicker's 95.7 career field goal percentage (45-of-47) is the best within the first two seasons of a career among kickers with at least 40 field goal attempts.

#### FIELD GOAL PCT., FIRST TWO SEASONS, MIN. 40 ATTEMPTS, NFL, SINCE 1970

Rank	Team/s	Player	Field Goal Pct. (Made-Att.)
1.	Phi./LAC	<b>K Cameron Dicker</b>	<b>95.7 (45-47)</b>
2.	Bal.	K Justin Tucker	91.9 (68-74)
3.	K.C.	K Harrison Butker	89.9 (62-69)
4.	Dal.	K Dan Bailey	89.7 (61-68)
	Min.	K Blair Walsh	89.7 (61-68)

### DICKER MAKES FOUR FROM 40-PLUS

**K Cameron Dicker** made all five of his field goal attempts on the night, becoming the first Chargers kicker in over a decade to make five or more field goals in a single game. Four of Dicker's field goals came from 40-plus yards, the most by any Charger in a single game in the last 30 seasons.

#### MOST MADE FIELD GOALS, 40-PLUS YARDS, SINGLE GAMES, CHARGERS, SINCE 1991

Rank	Game	Player	Made Field Goals
1.	<b>Dec. 23, 2023 vs. Buf.</b>	<b>K Cameron Dicker</b>	<b>4</b>
2.	Oct. 29, 2023 vs. Chi.	K Cameron Dicker	3
	Sept. 29, 2019 at Mia.	P Ty Long	3
	Sept. 15, 2013 at Phi.	K Nick Novak	3
	Oct. 31, 2011 at K.C.	K Nick Novak	3
	Jan. 2, 2011 at Den.	K Nate Kaeding	3
	Nov. 25, 2007 vs. Bal.	K Nate Kaeding	3
	Oct. 19, 2003 at Cle.	K Steve Christie	3
	Sept. 6, 1998 vs. Buf.	K John Carney	3
	Jan. 2, 1994 at T.B.	K John Carney	3
	Sept. 5, 1993 vs. Sea.	K John Carney	3
	Sept. 22, 1991 at Den.	K John Carney	3

### DICKER MAKES EXTRA POINTS

**K Cameron Dicker** has made 59 career extra point attempts, registering a 100.0 percentage. It's the best percentage by any kicker with at least 50 extra point attempts since the PAT was moved back in 2015.

#### EXTRA POINT PERCENTAGE, MIN. 50 ATT., NFL, SINCE 2015

Rk.	Team/s	Player	Made PAT	Missed PAT	PAT Pct.
1.	Phi./LAC	<b>K Cameron Dicker</b>	<b>59</b>	<b>0</b>	<b>100.0</b>
	S.F.	K Jake Moody	55	0	100.0
3.	7 Teams*	K Chase McLaughlin	120	2	98.4
4.	Bal.	K Justin Tucker	345	6	98.3
5.	NYG	K Josh Brown	53	1	98.1
6.	Atl.	K Matt Bryant	164	4	97.6

\*Chargers, Colts, 49ers, Jets, Jaguars, Browns, Colts, Buccaneers

### DICKER SETS SINGLE-SEASON TEAM RECORD

In 10 games played with the Bolts in 2022, **K Cameron Dicker** made 19-of-20 field goal attempts (95.0 pct.). It set the best single-season field goal percentage in team history among players with at least 15 field goal attempts.

This season, Dicker has made 24-of-25 field goals (96.0 pct.), which would top that mark for the best single-season field goal percentages in franchise history (min. 15 att.).

#### FIELD GOAL PCT., MIN. 15 ATTEMPTS, SINGLE SEASON, CHARGERS HISTORY

Rank	Season	Player	Field Goal Pct. (Made-Att.)
1.	<b>2023</b>	<b>K Cameron Dicker</b>	<b>96.0 (24-25)</b>
2.	<b>2022</b>	<b>K Cameron Dicker</b>	<b>95.0 (19-20)</b>
3.	2018	K Michael Badgley	93.8 (15-16)
4.	2013	K Nick Novak	91.9 (34-37)
5.	2009	K Nate Kaeding	91.4 (32-35)
6.	1990	K John Carney	90.5 (19-21)

### DICKER IN THE CLUTCH

Over the last two seasons, **K Cameron Dicker** has made three field goals with less than 10 seconds remaining in regulation, ranking tied for No. 2 in the NFL.

#### MADE FIELD GOALS, LESS THAN 10 SECONDS REMAINING IN REGULATION, NFL, SINCE 2022

Rank	Team/s	Player	Made Field Goals
1.	Buf.	K Tyler Bass	5
2.	Phi./LAC	<b>K Cameron Dicker</b>	<b>3</b>
	Atl.	K Younghoe Koo	3
	Car.	K Eddy Pineiro	3
	Det./Jax.	K Riley Patterson	3
5.	LAC/Cle.	K Dustin Hopkins	2
	LAR/Dal.	K Brett Maher	2

## SPECIALIST NOTES

### SCOTT PINS THEM DEEP

In the team's rain-soaked victory in Week 13, **P JK Scott** set a single-game franchise record by placing seven punts inside the 20, including four inside the 10-yard line. The game marked his third of the season with at least four punts placed inside the 20, tying for the most in the NFL in 2023.

#### MOST PUNTS INSIDE THE 20, SINGLE GAMES, CHARGERS HISTORY

Rank	Game	Player	Punts Inside 20
1.	<b>Dec. 3, 2023 at N.E.</b>	<b>P JK Scott</b>	<b>7</b>
2.	Nov. 13, 1994 at KC	P Bryan Wagner	6
3.	Nov. 16, 2014 vs. Oak	P Mike Scifres	5
	Dec. 9, 2012 at Pit	P Mike Scifres	5
	Nov. 4, 2007 at Min	P Mike Scifres	5
	Dec. 28, 2007 vs. Hou	P Mike Scifres	5

#### MOST GAMES WITH FOUR-PLUS PUNTS INSIDE THE 20-YARD LINE, NFL, 2023

Rank	Team	Player	Games
1.	<b>LAC</b>	<b>P JK Scott</b>	<b>3</b>
	Ten.	P Ryan Stonehouse	3
3.	Hou.	P Cameron Johnston	2
	Jax.	P Logan Cooke	2
	N.E.	P Bryce Baringer	2
	NYG	P Jamie Gillan	2
	NYJ	P Thomas Morstead	2
	Pit.	P Pressley Harvin III	2
	Was.	P Tress Way	2

### SCOTT SETS TEAM RECORD

**P JK Scott** boomed an 83-yard punt in Week 14 against Denver, setting the record for the longest punt in franchise history.

#### LONGEST PUNTS, CHARGERS HISTORY

Rank	Game	Player	Length
1.	<b>Dec. 10, 2023 vs. Den.</b>	<b>P JK Scott</b>	<b>83 yards</b>
2.	Nov. 19, 1961 vs. Dal.*	LB/P Paul Maguire	82 yards
3.	Oct. 17, 1971 at Den.	K Dennis Partee	73 yards
4.	Sept. 21, 2014 at Buf.	P Mike Scifres	72 yards
5.	Nov. 10, 2011 vs. Oak.	P Mike Scifres	71 yards
	Oct. 1, 2006 at Bal.	P Mike Scifres	71 yards
	Dec. 4, 2005 vs. Oak.	P Mike Scifres	71 yards
	Sept. 12, 1982 at Den.	P Maury Buford	71 yards
	Nov. 8, 1964 at Den.	QB John Hadl	71 yards

*\*Dallas Texans*

### DAVIS AMONG PUNT RETURN LEADERS

With a conference-best 373 yards on 23 punt returns, including one that went for an 87-yard touchdown, **WR Darius Davis** leads all NFL qualified returners this season with a 16.2-yard punt return average.

#### PUNT RETURN AVERAGE, QUALIFYING RETURNERS, NFL, 2023

Rank	Team	Player	Punt Return Avg.
1.	<b>LAC</b>	<b>WR Darius Davis</b>	<b>16.2</b>
2.	Phi.	WR Britain Covey	14.6
3.	N.O.	WR/RS Rashid Shaheed	14.0
4.	Bal.	WR Devin Duvernay	12.6
5.	Cin.	WR Charlie Jones	11.6

### DAVIS TAKES IT TO THE HOUSE

**WR Darius Davis** recorded his first career punt return for a touchdown in the first quarter, taking the ball 87 yards to paydirt. It is the longest punt return in the NFL this season and the longest by any NFL rookie since 2017. Davis' return is the longest ever by a Chargers rookie and ranks as the fifth-longest in team history.

#### LONGEST PUNT RETURNS, CHARGERS HISTORY

Rank	Game	Player	Length
1.	Nov. 24, 1968 vs. NYJ	CB Leslie "Speedy" Duncan	95 yards*
2.	Sept. 25, 1994 at Rai**	CB Darrien Gordon	90 yards*
3.	Sept. 17, 1995 at Phi.	WR/KR Andre Coleman	88 yards*
	Oct. 9, 1997 at N.O.	S Mike Fuller	88 yards*
5.	<b>Nov. 6, 2023 at NYJ</b>	<b>WR Darius Davis</b>	<b>87 yards*</b>
6.	Nov. 2, 1997 at Cin.	WR/KR Eric Metcalf	85 yards*

*\*Touchdown*

*\*\*Los Angeles Raiders*

# CAREER NUMBERS AGAINST BRONCOS

13		KEENAN ALLEN						WR	
<b>REGULAR SEASON RECEIVING</b>									
Date	Opp.	Res.	GP/GS	Rec.	Yds	Avg.	Lg	TD	
11/10/13	Den.	L	1/1	4	41	10.3	18	0	
12/12/13	at Den.	W	1/1	2	29	14.5	19t	2	
10/23/14	at Den.	L	1/1	9	73	8.1	19	1	
12/14/14	Den.	L	1/1	3	18	6.0	7	0	
09/11/17	at Den.	L	1/1	5	35	7.0	9	1	
10/22/17	Den.	W	1/1	3	41	13.7	9	0	
11/18/18	Den.	L	1/1	9	89	9.9	27	1	
12/30/18	at Den.	W	1/1	4	64	16.0	21	0	
10/06/19	Den.	L	1/1	4	18	4.5	10	0	
12/01/19	at Den.	L	1/1	6	69	11.3	36t	1	
11/01/20	at Den.	L	1/1	9	67	7.4	22	1	
11/28/21	at Den.	L	1/1	7	85	12.1	24	0	
01/02/22	Den.	W	1/1	4	44	11.0	16	1	
01/08/23	at Den.	L	1/1	8	102	12.8	30	2	
12/10/23	Den.	L	1/1	6	68	11.3	22	0	
<b>Totals</b>		<b>4-11</b>	<b>15/15</b>	<b>83</b>	<b>842</b>	<b>10.1</b>	<b>36t</b>	<b>10</b>	
<b>POSTSEASON RECEIVING</b>									
Date	Opp.	Res.	GP/GS	Rec.	Yds	Avg.	Lg	TD	
01/12/14	at Den.	L	1/1	6	142	23.7	46	2	
<b>Totals</b>		<b>0-1</b>	<b>1/1</b>	<b>6</b>	<b>142</b>	<b>23.7</b>	<b>46</b>	<b>2</b>	

12		DERIUS DAVIS						WR	
<b>REGULAR SEASON RECEIVING</b>									
Date	Opp.	Res.	GP/GS	Rec.	Yds	Avg.	Lg	TD	
12/10/23	Den.	L	1/0	0	0	—	—	0	
<b>Totals</b>		<b>0-1</b>	<b>1/0</b>	<b>0</b>	<b>0</b>	<b>—</b>	<b>—</b>	<b>0</b>	
<b>REGULAR SEASON KICK RETURNING</b>									
Date	Opp.	Res.	GP	Ret.	Yds	Avg.	Lg	TD	
12/10/23	Den.	L	1	2	44	22.0	24	0	
<b>Totals</b>		<b>0-1</b>	<b>1</b>	<b>2</b>	<b>44</b>	<b>22.0</b>	<b>24</b>	<b>0</b>	
<b>REGULAR SEASON PUNT RETURNING</b>									
Date	Opp.	Res.	FC	Ret.	Yds	Avg.	Lg	TD	
12/10/23	Den.	L	6	0	0	—	—	0	
<b>Totals</b>		<b>0-1</b>	<b>6</b>	<b>0</b>	<b>0</b>	<b>—</b>	<b>—</b>	<b>0</b>	

11		CAMERON DICKER						K	
<b>REGULAR SEASON KICKING</b>									
Date	Opp.	Res.	GP	FGM	FGA	Pct.	Lg	XPM	Pts
01/08/23	at Den.	L	1	2	2	100.0	48	2	8
12/10/23	Den.	L	1	0	0	—	—	1	1
<b>Totals</b>		<b>0-2</b>	<b>1</b>	<b>2</b>	<b>2</b>	<b>100.0</b>	<b>48</b>	<b>3</b>	<b>9</b>

27		ESSANG BASSEY											CB					
<b>REGULAR SEASON DEFENSE</b>																		
Date	Opp.	Res.	GP/GS	Tot	Solo	Asst	Sk	Yds	TFL	QBH	INT	Yds	Lg	TD	PD	FF	FR	Yds
12/10/23	Den.	L	1/0	0	0	0	0.0	0	0	0	0	0	—	0	0	0	0	0
<b>Totals</b>		<b>0-1</b>	<b>1/0</b>	<b>0</b>	<b>0</b>	<b>0</b>	<b>0.0</b>	<b>0</b>	<b>0</b>	<b>0</b>	<b>0</b>	<b>0</b>	<b>—</b>	<b>0</b>	<b>0</b>	<b>0</b>	<b>0</b>	<b>0</b>

43		MICHAEL DAVIS											CB					
<b>REGULAR SEASON DEFENSE</b>																		
Date	Opp.	Res.	GP/GS	Tot	Solo	Asst	Sk	Yds	TFL	QBH	INT	Yds	Lg	TD	PD	FF	FR	Yds
10/22/17	Den.	W	1/0	0	0	0	0.0	0	0	0	0	0	—	0	0	0	0	0
11/18/18	Den.	L	1/1	2	2	0	0.0	0	0	0	0	0	—	0	1	0	0	0
12/30/18	at Den.	W	1/1	9	6	3	0.0	0	0	0	0	0	—	0	2	0	0	0
10/06/19	Den.	L	1/1	0	0	0	0.0	0	0	0	0	0	—	0	1	0	0	0
11/01/20	at Den.	L	1/1	3	3	0	0.0	0	0	0	0	0	—	0	1	0	0	0
12/27/20	Den.	W	1/1	9	5	4	0.0	0	0	0	0	0	—	0	1	0	0	0
11/28/21	at Den.	L	1/1	4	2	2	0.0	0	0	0	0	0	—	0	1	0	0	0
01/02/22	Den.	W	1/1	6	4	2	0.0	0	0	0	0	0	—	0	0	0	0	0
10/17/22	Den.	W (OT)	1/0	2	1	1	0.0	0	0	0	0	0	—	0	1	0	0	0
01/08/23	at Den.	L	1/1	1	1	0	0.0	0	0	0	0	0	—	0	1	0	0	0
12/10/23	Den.	L	1/1	4	3	1	0.0	0	0	0	1	0	0	0	1	0	0	0
<b>Totals</b>		<b>5-6</b>	<b>11/9</b>	<b>40</b>	<b>27</b>	<b>13</b>	<b>0.0</b>	<b>0</b>	<b>0</b>	<b>0</b>	<b>1</b>	<b>0</b>	<b>0</b>	<b>0</b>	<b>10</b>	<b>0</b>	<b>0</b>	<b>0</b>

30		AUSTIN EKELER											RB		
<b>REGULAR SEASON OFFENSE</b>															
Date	Opp.	Res.	GP/GS	Att	Yds	Avg.	Lg	TD	Rec.	Yds	Avg.	Lg	TD	Scrim. Yds	Scrim. TD
09/11/17	at Den.	L	1/0	0	0	—	—	0	2	18	9.0	11	0	18	0
10/22/17	Den.	W	1/0	7	38	5.4	11	0	4	6	1.5	3	1	44	1
11/18/18	Den.	L	1/0	6	29	4.8	17	0	2	40	20.0	23	0	69	0
12/30/18	at Den.	W	1/0	8	58	7.3	41	1	0	0	—	—	0	58	1
10/06/19	Den.	L	1/1	3	7	2.3	4	0	15	86	5.7	17	0	93	0
12/01/19	at Den.	L	1/0	9	16	1.8	8	0	4	51	12.8	30t	1	67	1
12/27/20	Den.	W	1/1	10	45	4.5	23	0	3	23	7.7	11	1	68	1
11/28/21	at Den.	L	1/1	12	31	2.6	6	0	6	68	11.3	34	1	99	1
01/02/22	Den.	W	1/1	17	58	3.4	14	1	3	54	18.0	40	0	112	1
10/17/22	Den.	W (OT)	1/1	14	36	2.6	11	1	10	47	4.8	9	0	83	1
01/08/23	at Den.	L	1/1	11	34	3.1	12	0	4	36	9.0	19	0	70	0
12/10/23	Den.	L	1/1	10	51	5.1	9	1	5	49	9.8	18	0	100	1
<b>Totals</b>		<b>5-7</b>	<b>12/7</b>	<b>107</b>	<b>403</b>	<b>3.8</b>	<b>41</b>	<b>4</b>	<b>58</b>	<b>478</b>	<b>8.2</b>	<b>40</b>	<b>4</b>	<b>881</b>	<b>8</b>

# CAREER NUMBERS AGAINST BRONCOS

82		ALEX ERICKSON						WR	
<b>REGULAR SEASON RECEIVING</b>									
Date	Opp.	Res.	GP/GS	Rec.	Yds	Avg.	Lg	TD	
09/25/16	Den.	L	1/0	0	0	—	—	0	
11/19/17	at Den.	W	1/0	2	42	21.0	29t	1	
12/02/18	Den.	L	1/0	1	2	2.0	2	0	
12/10/23	Den.	L	1/1	1	9	9.0	9	0	
<b>Totals</b>			<b>1-3</b>	<b>4</b>	<b>23</b>	<b>13.3</b>	<b>29t</b>	<b>0</b>	

7		GERALD EVERETT						TE	
<b>REGULAR SEASON RECEIVING</b>									
Date	Opp.	Res.	GP/GS	Rec.	Yds	Avg.	Lg	TD	
10/14/18	at Den.	W	1/0	2	24	12.0	12	0	
10/17/22	Den.	W (OT)	1/0	5	29	5.8	9	0	
01/08/23	at Den.	L	1/1	3	8	2.7	6	1	
12/10/23	Den.	L	1/1	5	39	7.8	12	0	
<b>Totals</b>			<b>2-2</b>	<b>4/2</b>	<b>15</b>	<b>100</b>	<b>6.7</b>	<b>12</b>	

92		ANDREW FARMER II														OLB		
<b>REGULAR SEASON DEFENSE</b>																		
Date	Opp.	Res.	GP/GS	Tot	Solo	Asst	Sks	Yds	TFL	QBH	INT	Yds	Lg	TD	PD	FF	FR	Yds
12/10/23	Den.	L	1/0	0	0	0	0.0	0	0	0	0	0	—	0	0	0	0	0
<b>Totals</b>			<b>0-1</b>	<b>1/0</b>	<b>0</b>	<b>0</b>	<b>0.0</b>	<b>0</b>	<b>0</b>	<b>0</b>	<b>0</b>	<b>0</b>	<b>—</b>	<b>0</b>	<b>0</b>	<b>0</b>	<b>0</b>	<b>0</b>

24		AJ FINLEY														S		
<b>REGULAR SEASON DEFENSE</b>																		
Date	Opp.	Res.	GP/GS	Tot	Solo	Asst	Sks	Yds	TFL	QBH	INT	Yds	Lg	TD	PD	FF	FR	Yds
12/10/23	Den.	L	1/0	0	0	0	0.0	0	0	0	0	0	—	0	0	0	0	0
<b>Totals</b>			<b>0-1</b>	<b>1/0</b>	<b>0</b>	<b>0</b>	<b>0.0</b>	<b>0</b>	<b>0</b>	<b>0</b>	<b>0</b>	<b>0</b>	<b>—</b>	<b>0</b>	<b>0</b>	<b>0</b>	<b>0</b>	<b>0</b>

56		MORGAN FOX														DL		
<b>REGULAR SEASON DEFENSE</b>																		
Date	Opp.	Res.	GP/GS	Tot	Solo	Asst	Sks	Yds	TFL	QBH	INT	Yds	Lg	TD	PD	FF	FR	Yds
10/17/22	Den.	W (OT)	1/1	1	0	1	0.0	0	0	0	0	0	—	0	1	0	0	0
01/08/23	at Den.	L	1/1	1	0	1	0.0	0	0	0	0	0	—	0	1	0	0	0
12/10/23	Den.	L	1/0	1	1	0	0.0	0	0	0	0	0	—	0	0	0	0	0
<b>Totals</b>			<b>1-2</b>	<b>3/2</b>	<b>3</b>	<b>1</b>	<b>2</b>	<b>0.0</b>	<b>0</b>	<b>0</b>	<b>0</b>	<b>0</b>	<b>—</b>	<b>0</b>	<b>0</b>	<b>0</b>	<b>0</b>	<b>0</b>

32		ALOHI GILMAN														S		
<b>REGULAR SEASON DEFENSE</b>																		
Date	Opp.	Res.	GP/GS	Tot	Solo	Asst	Sks	Yds	TFL	QBH	INT	Yds	Lg	TD	PD	FF	FR	Yds
11/01/20	at Den.	L	1/0	0	0	0	0.0	0	0	0	0	0	—	0	0	0	0	0
12/27/20	Den.	W	1/0	1	0	1	0.0	0	0	0	0	0	—	0	0	0	0	0
01/02/22	Den.	W	1/0	1	1	0	0.0	0	0	0	0	0	—	0	0	0	0	0
10/17/22	Den.	W (OT)	1/0	1	1	0	0.0	0	0	0	0	0	—	0	0	0	0	0
01/08/23	at Den.	L	1/0	5	4	1	0.0	0	0	0	0	0	—	0	0	0	1	0
12/10/23	Den.	L	1/1	8	6	2	0.0	0	1	0	0	0	—	0	0	0	0	0
<b>Totals</b>			<b>3-3</b>	<b>6/1</b>	<b>16</b>	<b>12</b>	<b>4</b>	<b>0.0</b>	<b>0</b>	<b>1</b>	<b>0</b>	<b>0</b>	<b>—</b>	<b>0</b>	<b>0</b>	<b>0</b>	<b>1</b>	<b>0</b>

15		JALEN GUYTON						WR	
<b>REGULAR SEASON RECEIVING</b>									
Date	Opp.	Res.	GP/GS	Rec.	Yds	Avg.	Lg	TD	
12/01/19	at Den.	L	1/0	0	0	0.0	—	0	
11/01/20	at Den.	L	1/0	1	3	3.0	3	0	
12/27/20	Den.	W	1/1	3	43	14.3	29	0	
11/28/21	at Den.	L	1/0	2	23	11.5	15	0	
01/02/22	Den.	W	1/0	2	10	5.0	5	0	
12/10/23	Den.	L	1/0	1	8	8.0	8	0	
<b>Totals</b>			<b>2-4</b>	<b>6/1</b>	<b>9</b>	<b>87</b>	<b>9.7</b>	<b>29</b>	

5		JOSHUA PALMER						WR	
<b>REGULAR SEASON RECEIVING</b>									
Date	Opp.	Res.	GP/GS	Rec.	Yds	Avg.	Lg	TD	
11/28/21	at Den.	L	1/0	2	25	12.5	18	0	
01/02/22	Den.	W	1/1	3	16	5.3	8	0	
12/10/23	Den.	W	1/1	9	57	6.3	14	0	
01/08/23	at Den.	L	1/0	4	39	9.8	18	0	
<b>Totals</b>			<b>2-2</b>	<b>4/2</b>	<b>18</b>	<b>137</b>	<b>7.6</b>	<b>18</b>	

1		QUENTIN JOHNSTON						WR	
<b>REGULAR SEASON RECEIVING</b>									
Date	Opp.	Res.	GP/GS	Rec.	Yds	Avg.	Lg	TD	
12/10/23	Den.	L	1/0	3	91	30.3	57	0	
<b>Totals</b>			<b>0-1</b>	<b>1/0</b>	<b>3</b>	<b>91</b>	<b>30.3</b>	<b>57</b>	

# CAREER NUMBERS AGAINST BRONCOS

37		JAYLINN HAWKINS															S	
REGULAR SEASON DEFENSE																		
Date	Opp.	Res.	GP/GS	Tot	Solo	Asst	Sks	Yds	TFL	QBH	INT	Yds	Lg	TD	PD	FF	FR	Yds
11/08/20	Den.	W	1/0	0	0	0	0.0	0	0	0	0	0	—	0	0	0	0	0
12/10/23	Den.	L	1/1	1	0	1	0.0	0	0	0	0	0	—	0	0	0	0	0
<b>Totals</b>			<b>1-1</b>	<b>2/1</b>	<b>1</b>	<b>0</b>	<b>1</b>	<b>0.0</b>	<b>0</b>	<b>0</b>	<b>0</b>	<b>0</b>	<b>—</b>	<b>0</b>	<b>0</b>	<b>0</b>	<b>0</b>	<b>0</b>

0		DAIYAN HENLEY															LB	
REGULAR SEASON DEFENSE																		
Date	Opp.	Res.	GP/GS	Tot	Solo	Asst	Sks	Yds	TFL	QBH	INT	Yds	Lg	TD	PD	FF	FR	Yds
12/10/23	Den.	L	1/0	0	0	0	0.0	0	0	0	0	0	—	0	0	0	0	0
<b>Totals</b>			<b>0-1</b>	<b>1/0</b>	<b>0</b>	<b>0</b>	<b>0.0</b>	<b>0</b>	<b>0</b>	<b>0</b>	<b>0</b>	<b>0</b>	<b>—</b>	<b>0</b>	<b>0</b>	<b>0</b>	<b>0</b>	<b>0</b>

58		JUSTIN HOLLINS															OLB	
REGULAR SEASON DEFENSE																		
Date	Opp.	Res.	GP/GS	Tot	Solo	Asst	Sks	Yds	TFL	QBH	INT	Yds	Lg	TD	PD	FF	FR	Yds
12/10/23	Den.	L	1/0	2	1	1	0.0	0	0	0	0	0	—	0	0	0	0	0
<b>Totals</b>			<b>0-1</b>	<b>1/0</b>	<b>2</b>	<b>1</b>	<b>1</b>	<b>0.0</b>	<b>0</b>	<b>0</b>	<b>0</b>	<b>0</b>	<b>—</b>	<b>0</b>	<b>0</b>	<b>0</b>	<b>0</b>	<b>0</b>

3		DERWIN JAMES JR.															S	
REGULAR SEASON DEFENSE																		
Date	Opp.	Res.	GP/GS	Tot	Solo	Asst	Sks	Yds	TFL	QBH	INT	Yds	Lg	TD	PD	FF	FR	Yds
11/18/18	Den.	L	1/1	7	7	0	0.0	0	0	0	0	0	—	0	0	0	0	0
12/30/18	at Den.	W	1/1	6	5	1	0.0	0	0	0	0	0	—	0	0	0	0	0
12/01/19	at Den.	L	1/1	4	2	2	0.0	0	1	0	0	0	—	0	0	0	0	0
11/28/21	at Den.	L	1/1	7	5	2	0.0	0	2	1	1	5	5	0	1	0	0	0
01/02/22	Den.	W	1/1	6	4	2	0.0	0	1	0	0	0	—	0	0	0	0	0
10/17/22	Den.	W (OT)	1/1	10	6	4	1.0	11	1	1	0	0	—	0	0	0	0	0
01/08/23	at Den.	L	1/1	6	2	4	0.0	0	0	0	0	0	—	0	1	0	0	0
12/10/23	Den.	L	1/1	11	8	3	0.0	0	0	0	0	0	—	0	1	0	0	0
<b>Totals</b>			<b>3-5</b>	<b>8/8</b>	<b>57</b>	<b>39</b>	<b>18</b>	<b>0.0</b>	<b>11</b>	<b>5</b>	<b>2</b>	<b>1</b>	<b>5</b>	<b>5</b>	<b>0</b>	<b>3</b>	<b>0</b>	<b>0</b>

98		AUSTIN JOHNSON															DL	
REGULAR SEASON DEFENSE																		
Date	Opp.	Res.	GP/GS	Tot	Solo	Asst	Sks	Yds	TFL	QBH	INT	Yds	Lg	TD	PD	FF	FR	Yds
12/11/16	Den.	W	1/0	0	0	0	0.0	0	0	0	0	0	—	0	0	0	0	0
10/13/19	at Den.	L	1/0	2	0	2	0.0	0	0	0	0	0	—	0	0	0	0	0
09/12/21	Den.	L	1/1	5	2	3	1.0	6	1	1	0	0	—	0	0	0	0	0
10/17/22	at Den.	W	1/1	4	3	1	0.0	0	1	0	0	0	—	0	1	0	0	0
12/10/23	Den.	L	1/1	3	2	1	0.0	0	0	0	0	0	—	0	0	0	0	0
<b>Totals</b>			<b>2-3</b>	<b>5/3</b>	<b>14</b>	<b>7</b>	<b>7</b>	<b>1.0</b>	<b>6</b>	<b>2</b>	<b>1</b>	<b>0</b>	<b>—</b>	<b>0</b>	<b>0</b>	<b>0</b>	<b>0</b>	<b>0</b>

51		SEBASTIAN JOSEPH-DAY															DL	
REGULAR SEASON DEFENSE																		
Date	Opp.	Res.	GP/GS	Tot	Solo	Asst	Sks	Yds	TFL	QBH	INT	Yds	Lg	TD	PD	FF	FR	Yds
10/17/22	Den.	W (OT)	1/1	3	2	1	0.0	0	0	0	0	0	—	0	0	0	0	0
01/08/23	at Den.	L	1/1	1	0	1	0.0	0	0	0	1	4	4	0	1	0	0	0
12/10/23	Den.	L	1/1	2	1	1	0.0	0	0	0	0	0	—	0	0	0	0	0
<b>Totals</b>			<b>1-2</b>	<b>3/3</b>	<b>6</b>	<b>3</b>	<b>3</b>	<b>0.0</b>	<b>0</b>	<b>0</b>	<b>1</b>	<b>4</b>	<b>4</b>	<b>0</b>	<b>1</b>	<b>0</b>	<b>0</b>	<b>0</b>

# CAREER NUMBERS AGAINST BRONCOS

## 25 JOSHUA KELLEY RB

### REGULAR SEASON OFFENSE

Date	Opp.	Res.	GP/GS	Att	Yds	Avg.	Lg	TD	Rec.	Yds	Avg.	Lg	TD	Scrim. Yds	Scrim. TD
11/01/20	at Den.	L	1/0	7	32	4.6	22	0	1	-7	-7.0	-7	0	25	0
11/28/21	at Den.	L	1/0	1	5	5.0	5	0	2	15	7.5	17	0	20	0
01/02/22	Den.	W	1/0	0	0	—	—	0	0	0	—	—	0	0	0
10/17/22	Den.	W (OT)	1/0	0	0	—	—	0	0	0	—	—	0	0	0
01/08/23	at Den.	L	1/0	5	18	3.6	6	0	1	6	6.0	6	0	24	0
12/10/23	Den.	L	1/0	3	6	2.0	3	0	0	0	—	—	0	6	0
<b>Totals</b>		<b>2-4</b>	<b>6/0</b>	<b>16</b>	<b>61</b>	<b>3.8</b>	<b>22</b>	<b>0</b>	<b>4</b>	<b>14</b>	<b>3.5</b>	<b>17</b>	<b>0</b>	<b>75</b>	<b>0</b>

## 6 ERIC KENDRICKS LB

### REGULAR SEASON DEFENSE

Date	Opp.	Res.	GP/GS	Tot	Solo	Asst	Sks	Yds	TFL	QBH	INT	Yds	Lg	TD	PD	FF	FR	Yds
10/04/15	at Den.	L	1/1	4	4	0	1.0	6	1	1	0	0	—	0	0	0	0	0
11/17/19	Den.	W	1/1	6	2	4	0.0	0	0	0	0	0	—	0	1	0	0	0
12/10/23	Den.	L	1/1	5	3	2	1.0	8	1	2	0	0	—	0	0	0	0	0
<b>Totals</b>		<b>1-2</b>	<b>3/3</b>	<b>15</b>	<b>9</b>	<b>6</b>	<b>2.0</b>	<b>14</b>	<b>2</b>	<b>3</b>	<b>0</b>	<b>0</b>	<b>0</b>	<b>0</b>	<b>1</b>	<b>0</b>	<b>0</b>	<b>0</b>

## 33 DEANE LEONARD DB

### REGULAR SEASON DEFENSE

Date	Opp.	Res.	GP/GS	Tot	Solo	Asst	Sks	Yds	TFL	QBH	INT	Yds	Lg	TD	PD	FF	FR	Yds
10/17/22	Den.	W	1/0	0	0	0	0.0	0	0	0	0	0	—	0	0	0	1	0
01/08/23	at Den.	L	1/0	0	0	0	0.0	0	0	0	0	0	—	0	0	1	0	0
<b>Totals</b>		<b>1-1</b>	<b>2/0</b>	<b>0</b>	<b>0</b>	<b>0</b>	<b>0.0</b>	<b>0</b>	<b>0</b>	<b>0</b>	<b>0</b>	<b>0</b>	<b>—</b>	<b>0</b>	<b>0</b>	<b>1</b>	<b>1</b>	<b>0</b>

## 53 BLAKE LYNCH LB

### REGULAR SEASON DEFENSE

Date	Opp.	Res.	GP/GS	Tot	Solo	Asst	Sks	Yds	TFL	QBH	INT	Yds	Lg	TD	PD	FF	FR	Yds
12/10/23	Den.	L	1/0	0	0	0	0.0	0	0	0	0	0	—	0	0	0	0	0
<b>Totals</b>		<b>0-1</b>	<b>1/0</b>	<b>0</b>	<b>0</b>	<b>0</b>	<b>0.0</b>	<b>0</b>	<b>0</b>	<b>0</b>	<b>0</b>	<b>0</b>	<b>—</b>	<b>0</b>	<b>0</b>	<b>0</b>	<b>0</b>	<b>0</b>

## 52 KHALIL MACK OLB

### REGULAR SEASON DEFENSE

Date	Opp.	Res.	GP/GS	Tot	Solo	Asst	Sks	Yds	TFL	QBH	INT	Yds	Lg	TD	PD	FF	FR	Yds
11/09/14	Den.	L	1/1	1	1	0	0.0	0	0	0	0	0	—	0	1	1	0	0
12/28/14	at Den.	L	1/1	2	2	0	0.0	0	0	0	0	0	—	0	0	0	0	0
10/11/15	Den.	L	1/1	6	4	2	0.0	0	1	0	0	0	—	0	0	0	0	0
12/13/15	at Den.	W	1/1	7	6	1	5.0	32	5	7	0	0	—	0	0	1	0	0
11/06/16	Den.	W	1/1	3	2	1	2.0	17	1	1	0	0	—	0	1	1	1	0
01/01/17	at Den.	L	1/1	5	5	0	0.0	0	3	1	0	0	—	0	0	0	0	0
10/01/17	at Den.	L	1/1	7	7	0	2.0	10	3	4	0	0	—	0	0	0	0	0
11/26/17	Den.	W	1/1	2	2	0	1.0	7	1	1	0	0	—	0	1	0	0	0
09/15/19	at Den.	W	1/1	1	1	0	1.0	9	1	1	0	0	—	0	1	0	0	0
10/17/22	Den.	W (OT)	1/1	5	4	1	1.0	4	1	1	0	0	—	0	1	0	0	0
01/08/23	at Den.	L	1/1	2	2	0	0.0	0	1	0	0	0	—	0	0	0	0	0
12/10/23	Den.	L	1/1	2	1	1	0.0	0	0	1	0	0	—	0	1	0	0	0
<b>Totals</b>		<b>5-7</b>	<b>12/12</b>	<b>43</b>	<b>37</b>	<b>6</b>	<b>14.0</b>	<b>79</b>	<b>17</b>	<b>17</b>	<b>0</b>	<b>0</b>	<b>—</b>	<b>0</b>	<b>6</b>	<b>3</b>	<b>1</b>	<b>0</b>

## 20 DEAN MARLOWE S

### REGULAR SEASON DEFENSE

Date	Opp.	Res.	GP/GS	Tot	Solo	Asst	Sks	Yds	TFL	QBH	INT	Yds	Lg	TD	PD	FF	FR	Yds
11/24/19	Den.	W	1/0	0	0	0	0.0	0	0	0	0	0	—	0	0	0	0	0
12/19/20	at Den.	W	1/0	1	0	1	0.0	0	0	0	0	0	—	0	0	0	0	0
12/12/21	at Den.	L	1/1	7	2	5	0.0	0	0	0	0	0	—	0	0	0	0	0
12/10/23	Den.	L	1/0	0	0	0	0.0	0	0	0	0	0	—	0	0	0	0	0
<b>Totals</b>		<b>2-1</b>	<b>3/1</b>	<b>8</b>	<b>2</b>	<b>6</b>	<b>0.0</b>	<b>0</b>	<b>0</b>	<b>0</b>	<b>0</b>	<b>0</b>	<b>—</b>	<b>0</b>	<b>0</b>	<b>0</b>	<b>0</b>	<b>0</b>

# CAREER NUMBERS AGAINST BRONCOS

## 99 SCOTT MATLOCK DL

### REGULAR SEASON DEFENSE

Date	Opp.	Res.	GP/GS	Tot	Solo	Asst	Sks	Yds	TFL	QBH	INT	Yds	Lg	TD	PD	FF	FR	Yds
12/10/23	Den.	L	1/0	2	1	1	0.0	0	0	0	0	0	—	0	0	0	0	0
<b>Totals</b>		<b>0-1</b>	<b>1/0</b>	<b>2</b>	<b>1</b>	<b>1</b>	<b>0.0</b>	<b>0</b>	<b>0</b>	<b>0</b>	<b>0</b>	<b>0</b>	<b>—</b>	<b>0</b>	<b>0</b>	<b>0</b>	<b>0</b>	<b>0</b>

## 9 KENNETH MURRAY JR. LB

### REGULAR SEASON DEFENSE

Date	Opp.	Res.	GP/GS	Tot	Solo	Asst	Sks	Yds	TFL	QBH	INT	Yds	Lg	TD	PD	FF	FR	Yds
11/01/20	at Den.	L	1/1	4	3	1	0.0	0	0	0	0	0	—	0	0	0	0	0
12/27/20	Den.	W	1/1	9	7	2	0.0	0	0	0	0	0	—	0	0	0	0	0
11/28/21	at Den.	L	1/0	1	1	0	0.0	0	0	0	0	0	—	0	0	0	0	0
10/17/22	Den.	W (OT)	1/1	5	4	1	0.0	0	0	0	0	0	—	0	0	0	0	0
01/08/23	at Den.	L	1/1	2	1	1	0.0	0	0	1	0	0	—	0	0	0	0	0
12/10/23	Den.	L	1/0	12	9	3	0.0	0	0	2	0	0	—	0	0	0	0	0
<b>Totals</b>		<b>2-4</b>	<b>6/5</b>	<b>33</b>	<b>25</b>	<b>8</b>	<b>0.0</b>	<b>0</b>	<b>0</b>	<b>3</b>	<b>0</b>	<b>0</b>	<b>—</b>	<b>0</b>	<b>0</b>	<b>0</b>	<b>0</b>	<b>0</b>

## 31 NICK NIEMANN LB

### REGULAR SEASON DEFENSE

Date	Opp.	Res.	GP/GS	Tot	Solo	Asst	Sks	Yds	TFL	QBH	INT	Yds	Lg	TD	PD	FF	FR	Yds
11/28/21	at Den.	L	1/0	0	0	0	0.0	0	0	0	0	0	—	0	0	0	0	0
01/02/22	Den.	W	1/0	2	1	1	0.0	0	0	0	0	0	—	0	0	0	0	0
10/17/22	Den.	W (OT)	1/0	0	0	0	0.0	0	0	0	0	0	—	0	0	0	0	0
01/08/23	at Den.	L	1/0	0	0	0	0.0	0	0	0	0	0	—	0	0	0	0	0
12/10/23	Den.	L	1/0	0	0	0	0.0	0	0	0	0	0	—	0	0	0	0	0
<b>Totals</b>		<b>2-3</b>	<b>5/0</b>	<b>2</b>	<b>1</b>	<b>1</b>	<b>0.0</b>	<b>0</b>	<b>0</b>	<b>0</b>	<b>0</b>	<b>0</b>	<b>—</b>	<b>0</b>	<b>0</b>	<b>0</b>	<b>0</b>	<b>0</b>

## 57 AMEN OGBONGBEMIGA LB

### REGULAR SEASON DEFENSE

Date	Opp.	Res.	GP/GS	Tot	Solo	Asst	Sks	Yds	TFL	QBH	INT	Yds	Lg	TD	PD	FF	FR	Yds
11/28/21	at Den.	L	1/0	1	0	1	0.0	0	0	0	0	0	—	0	0	0	0	0
01/02/22	Den.	W	1/1	1	1	0	0.0	0	0	0	0	0	—	0	0	0	0	0
10/17/22	Den.	W (OT)	1/0	0	0	0	0.0	0	0	0	0	0	—	0	0	0	0	0
01/08/23	at Den.	L	1/0	3	1	2	0.0	0	0	0	0	0	—	0	0	0	0	0
12/10/23	Den.	L	1/0	0	0	0	0.0	0	0	0	0	0	—	0	0	0	0	0
<b>Totals</b>		<b>2-3</b>	<b>5/1</b>	<b>5</b>	<b>2</b>	<b>3</b>	<b>0.0</b>	<b>0</b>	<b>0</b>	<b>0</b>	<b>0</b>	<b>0</b>	<b>—</b>	<b>0</b>	<b>0</b>	<b>0</b>	<b>0</b>	<b>0</b>

## 93 OTITO OGBONNIA DL

### REGULAR SEASON DEFENSE

Date	Opp.	Res.	GP/GS	Tot	Solo	Asst	Sks	Yds	TFL	QBH	INT	Yds	Lg	TD	PD	FF	FR	Yds
10/17/22	Den.	W	1/0	1	1	0	0.0	0	0	0	0	0	—	0	0	0	0	0
<b>Totals</b>		<b>1-0</b>	<b>1/0</b>	<b>1</b>	<b>1</b>	<b>0</b>	<b>0.0</b>	<b>0</b>	<b>0</b>	<b>0</b>	<b>0</b>	<b>0</b>	<b>—</b>	<b>0</b>	<b>0</b>	<b>0</b>	<b>0</b>	<b>0</b>

## 89 DONALD PARHAM JR. TE

### REGULAR SEASON RECEIVING

Date	Opp.	Res.	GP/GS	Rec.	Yds	Avg.	Lg	TD
11/01/20	at Den.	L	1/1	0	0	—	—	0
12/27/20	Den.	W	1/1	2	47	23.5	26	0
11/28/21	at Den.	L	1/1	1	5	5.0	5	0
10/17/22	Den.	W (OT)	1/0	3	53	17.7	24	0
01/08/23	at Den.	L	1/0	2	31	15.5	23	0
12/10/23	Den.	L	1/0	1	11	11.0	11	0
<b>Totals</b>		<b>2-4</b>	<b>6/3</b>	<b>9</b>	<b>147</b>	<b>16.3</b>	<b>26</b>	<b>0</b>

## 16 JK SCOTT P

### REGULAR SEASON PUNTING

Date	Opp.	Res.	GP	Punt	Blk	Yds.	Avg.	Lg	TB	I20
09/22/19	Den.	W	1	4	0	212	53.0	66	1	3
10/17/22	Den.	W (OT)	1	4	0	176	44.0	54	0	1
01/18/23	at Den.	L	1	5	0	279	55.8	60	2	2
12/10/23	Den.	L	1	5	0	287	57.4	83	1	2
<b>Totals</b>		<b>2-2</b>	<b>4</b>	<b>18</b>	<b>0</b>	<b>954</b>	<b>53.0</b>	<b>83</b>	<b>4</b>	<b>8</b>

# CAREER NUMBERS AGAINST BRONCOS

## 26 ASANTE SAMUEL JR. CB

### REGULAR SEASON DEFENSE

Date	Opp.	Res.	GP/GS	Tot	Solo	Asst	Sks	Yds	TFL	QBH	INT	Yds	Lg	TD	PD	FF	FR	Yds
01/02/22	Den.	W	1/1	5	2	3	0.0	0	0	0	0	0	—	0	1	0	0	0
10/17/22	Den.	W (OT)	1/1	1	1	0	0.0	0	0	0	0	0	—	0	1	0	0	0
01/08/23	at Den.	L	1/0	3	3	0	0.0	0	0	0	0	0	—	0	0	0	0	0
12/10/23	Den.	L	1/1	5	4	1	0.0	0	0	0	0	0	—	0	1	0	0	0
<b>Totals</b>			<b>2-2</b>	<b>4/3</b>	<b>14</b>	<b>10</b>	<b>4</b>	<b>0.0</b>	<b>0</b>	<b>0</b>	<b>0</b>	<b>0</b>	<b>—</b>	<b>0</b>	<b>3</b>	<b>0</b>	<b>0</b>	<b>0</b>

## 84 STONE SMARTT TE

### REGULAR SEASON RECEIVING

Date	Opp.	Res.	GP/GS	Rec.	Yds	Avg.	Lg	TD
01/08/23	at Den.	L	1/0	0	0	—	—	0
<b>Totals</b>			<b>0-1</b>	<b>0</b>	<b>0</b>	<b>—</b>	<b>—</b>	<b>0</b>

## 83 NICK VANNETT TE

### REGULAR SEASON RECEIVING

Date	Opp.	Res.	GP/GS	Rec.	Yds	Avg.	Lg	TD
09/09/18	at Den.	L	1/1	1	11	11.0	11	0
12/10/23	Den.	L	1/0	0	0	—	—	0
<b>Totals</b>			<b>0-2</b>	<b>2/1</b>	<b>1</b>	<b>11.0</b>	<b>11</b>	<b>0</b>

## 28 ISAIAH SPILLER RB

### REGULAR SEASON OFFENSE

Date	Opp.	Res.	GP/GS	Att	Yds	Avg.	Lg	TD	Rec.	Yds	Avg.	Lg	TD	Scrim. Yds	Scrim. TD
12/10/23	Den.	L	1/0	6	19	3.2	6	0	0	0	—	—	0	19	0
<b>Totals</b>			<b>0-1</b>	<b>1/0</b>	<b>6</b>	<b>19</b>	<b>3.2</b>	<b>6</b>	<b>0</b>	<b>0</b>	<b>—</b>	<b>—</b>	<b>0</b>	<b>19</b>	<b>0</b>

## 2 EASTON STICK QB

### REGULAR SEASON PASSING

Date	Opp.	Res.	GP/GS	Cmp	Att	Pct.	Yds	Y/A	TD	INT	Lg	Sacks	Yds Lost	Rating
12/10/23	Den.	L	1/0	13	24	54.2	179	7.46	0	0	57	2	31	78.3
<b>Totals</b>			<b>0-1</b>	<b>1/0</b>	<b>13</b>	<b>24</b>	<b>54.2</b>	<b>179</b>	<b>7.46</b>	<b>0</b>	<b>0</b>	<b>2</b>	<b>31</b>	<b>78.3</b>

### REGULAR SEASON RUSHING

Date	Opp.	Res.	GP/GS	Att	Yds	Avg.	Lg	TD
12/10/23	Den.	L	1/0	0	0	—	—	0
<b>Totals</b>			<b>0-1</b>	<b>1/0</b>	<b>0</b>	<b>—</b>	<b>—</b>	<b>0</b>

## 36 JA'SIR TAYLOR DB

### REGULAR SEASON DEFENSE

Date	Opp.	Res.	GP/GS	Tot	Solo	Asst	Sks	Yds	TFL	QBH	INT	Yds	Lg	TD	PD	FF	FR	Yds
10/17/22	Den.	W	1/0	0	0	0	0.0	0	0	0	0	0	—	0	0	0	1	0
01/08/23	at Den.	L	1/1	5	4	1	0.0	0	0	0	0	0	—	0	0	1	0	0
12/10/23	Den.	L	1/0	0	0	0	0.0	0	0	0	0	0	—	0	0	0	0	0
<b>Totals</b>			<b>1-2</b>	<b>3/1</b>	<b>5</b>	<b>4</b>	<b>1</b>	<b>0.0</b>	<b>0</b>	<b>0</b>	<b>0</b>	<b>0</b>	<b>—</b>	<b>0</b>	<b>0</b>	<b>1</b>	<b>1</b>	<b>0</b>

## 45 TULI TUIPULOTU DL

### REGULAR SEASON DEFENSE

Date	Opp.	Res.	GP/GS	Tot	Solo	Asst	Sks	Yds	TFL	QBH	INT	Yds	Lg	TD	PD	FF	FR	Yds
12/10/23	Den.	L	1/1	4	3	1	0.0	0	0	0	0	0	—	0	0	0	0	0
<b>Totals</b>			<b>0-1</b>	<b>1/1</b>	<b>4</b>	<b>3</b>	<b>1</b>	<b>0.0</b>	<b>0</b>	<b>0</b>	<b>0</b>	<b>0</b>	<b>—</b>	<b>0</b>	<b>0</b>	<b>0</b>	<b>0</b>	<b>0</b>

## 95 NICK WILLIAMS DL

### REGULAR SEASON DEFENSE

Date	Opp.	Res.	GP/GS	Tot	Solo	Asst	Sks	Yds	TFL	QBH	INT	Yds	Lg	TD	PD	FF	FR	Yds
09/17/15	Den.	L	1/0	1	1	0	0.0	0	0	0	0	0	—	0	0	0	0	0
11/15/15	at Den.	W	1/0	0	0	0	0.0	0	0	0	0	0	—	0	0	0	0	0
09/15/19	at Den.	W	1/0	2	2	0	1.0	1	1	1	0	0	—	0	0	0	0	0
12/12/21	at Den.	L	1/1	0	0	0	0.0	0	0	0	0	0	—	0	0	0	0	0
12/10/23	Den.	L	1/0	1	1	0	0.0	0	1	0	0	0	—	0	0	0	0	0
<b>Totals</b>			<b>2-3</b>	<b>5/1</b>	<b>4</b>	<b>4</b>	<b>0</b>	<b>1.0</b>	<b>1</b>	<b>2</b>	<b>1</b>	<b>0</b>	<b>—</b>	<b>0</b>	<b>0</b>	<b>0</b>	<b>0</b>	<b>0</b>



# 2023 LOS ANGELES CHARGERS OFFENSIVE STATISTICS

Won 5, Lost 10

9/10/2023	L	34 - 36	Miami Dolphins
9/17/2023	L	24 - 27	at Tennessee Titans
9/24/2023	W	28 - 24	at Minnesota Vikings
10/1/2023	W	24 - 17	Las Vegas Raiders
10/16/2023	L	17 - 20	Dallas Cowboys
10/22/2023	L	17 - 31	at Kansas City Chiefs
10/29/2023	W	30 - 13	Chicago Bears
11/6/2023	W	27 - 6	at New York Jets
11/12/2023	L	38 - 41	Detroit Lions
11/19/2023	L	20 - 23	at Green Bay Packers
11/26/2023	L	10 - 20	Baltimore Ravens
12/3/2023	W	6 - 0	at New England Patriots
12/10/2023	L	7 - 24	Denver Broncos
12/14/2023	L	21 - 63	at Las Vegas Raiders
12/23/2023	L	22 - 24	Buffalo Bills

<b>Total First Downs</b>	<b>280</b>	<b>316</b>
Rushing	75	96
Passing	182	190
Penalty	23	30
3rd Down: Made/Att	82/207	76/199
3rd Down Pct.	39.6%	38.2%
4th Down: Made/Att	12/27	17/30
4th Down Pct.	44.4%	56.7%
<b>Possession Avg.</b>	<b>28:42</b>	<b>31:18</b>
<b>Total Net Yards</b>	<b>4945</b>	<b>5589</b>
Avg. Per Game	329.7	372.6
Total Plays	963	987
Avg. Per Play	5.1	5.7
<b>Net Yards Rushing</b>	<b>1438</b>	<b>1700</b>
Avg. Per Game	95.9	113.3
Total Rushes	377	406
<b>Net Yards Passing</b>	<b>3507</b>	<b>3889</b>
Avg. Per Game	233.8	259.3
Sacked/Yards Lost	39/327	45/313
Gross Yards	3834	4202
Attempts/Completions	547/357	536/354
Completion Pct.	65.3%	66.0%
Had Intercepted	8	8
<b>Punts/Average</b>	<b>66/46.6</b>	<b>63/48.9</b>
<b>Net Punting Avg.</b>	<b>42.6</b>	<b>41.7</b>
<b>Penalties/Yards</b>	<b>75/672</b>	<b>94/695</b>
<b>Fumbles/Ball Lost</b>	<b>21/11</b>	<b>22/12</b>

<b>Touchdowns</b>	<b>36</b>	<b>45</b>
Rushing	11	18
Passing	24	25
Returns	1	2

<b>Score By Periods</b>	<b>Q1</b>	<b>Q2</b>	<b>Q3</b>	<b>Q4</b>	<b>OT</b>	<b>Pts</b>
Team	74	106	43	102	0	325
Opponents	62	139	71	94	3	369

<b>Scoring</b>	<b>TD</b>	<b>Ru</b>	<b>Pa</b>	<b>Rt</b>	<b>PAT</b>	<b>FG</b>	<b>2Pt</b>	<b>Pts</b>
C.Dicker	0	0	0	0	35/35	24/25	0	107
K.Allen	7	0	7	0	0/0	0/0	0	42
A.Ekeler	6	5	1	0	0/0	0/0	0	36
D.Parham	4	0	4	0	0/0	0/0	0	24
G.Everett	3	0	3	0	0/0	0/0	0	18
J.Herbert	3	3	0	0	0/0	0/0	0	18
Q.Johnston	2	0	2	0	0/0	0/0	0	12
J.Kelley	2	2	0	0	0/0	0/0	0	12
J.Palmer	2	0	2	0	0/0	0/0	0	12
D.Davis	1	0	0	1	0/0	0/0	0	6
A.Erickson	1	0	1	0	0/0	0/0	0	6
S.Fehoko	1	0	1	0	0/0	0/0	0	6
J.Guyton	1	0	1	0	0/0	0/0	0	6
S.Smartt	1	0	1	0	0/0	0/0	0	6
E.Stick	1	1	0	0	0/0	0/0	0	6
M.Williams	1	0	1	0	0/0	0/0	0	6
T.Pipkins	0	0	0	0	0/0	0/0	1	2
<b>Team</b>	<b>36</b>	<b>11</b>	<b>24</b>	<b>1</b>	<b>35/35</b>	<b>24/25</b>	<b>1</b>	<b>325</b>
<b>Opponents</b>	<b>45</b>	<b>18</b>	<b>25</b>	<b>2</b>	<b>42/44</b>	<b>19/21</b>	<b>0</b>	<b>369</b>

2-Pt. Conversions: Team 1/1, Opponents: 0/1  
 Sacks: K.Mack 15.0, J.Bosa 6.5, M.Fox 5.5, T.Tuipulotu 4.5,  
 E.Kendricks 3.5, K.Murray 3.0, S.Joseph 3.0, D.James 1.0,  
 N.Williams 1.0, J.Hollins 1.0, D.Marlowe 1.0 **Team: 45.0**,  
**Opponents: 39.0**

<b>Passing</b>	<b>Att</b>	<b>Cmp</b>	<b>Yds</b>	<b>Cmp%</b>	<b>Yds/Att</b>	<b>TD</b>	<b>TD%</b>	<b>Int</b>	<b>Int%</b>	<b>Long</b>	<b>Sack</b>	<b>Lost</b>	<b>Rating</b>
J.Herbert	456	297	3134	65.1%	6.9	20	4.4%	7	1.5%	60	29/	233	93.2
E.Stick	89	59	651	66.3%	7.3	3	3.4%	1	1.1%	79t	10/	94	94.4
K.Allen	2	1	49	50.0%	24.5	1	50.0%	0	0.0%	49t	0/	0	135.4
<b>Team</b>	<b>547</b>	<b>357</b>	<b>3834</b>	<b>65.3%</b>	<b>7.0</b>	<b>24</b>	<b>4.4%</b>	<b>8</b>	<b>1.5%</b>	<b>79t</b>	<b>39/</b>	<b>327</b>	<b>94.2</b>
<b>Opponents</b>	<b>536</b>	<b>354</b>	<b>4202</b>	<b>66.0%</b>	<b>7.8</b>	<b>25</b>	<b>4.7%</b>	<b>8</b>	<b>1.5%</b>	<b>70</b>	<b>45/</b>	<b>313</b>	<b>99.1</b>

<b>Rushing</b>	<b>No.</b>	<b>Yds</b>	<b>Avg</b>	<b>Long</b>	<b>TD</b>
A.Ekeler	156	571	3.7	55	5
J.Kelley	103	402	3.9	49t	2
J.Herbert	52	228	4.4	35	3
I.Spiller	36	97	2.7	8	0
D.Davis	10	82	8.2	51	0
E.Stick	9	36	4.0	21	1
E.Dotson	4	6	1.5	2	0
K.Allen	2	6	3.0	4	0
G.Everett	2	4	2.0	2	0
Q.Johnston	2	3	1.5	2	0
M.Williams	1	3	3.0	3	0
<b>Team</b>	<b>377</b>	<b>1438</b>	<b>3.8</b>	<b>55</b>	<b>11</b>
<b>Opponents</b>	<b>406</b>	<b>1700</b>	<b>4.2</b>	<b>75t</b>	<b>18</b>

<b>Receiving</b>	<b>No.</b>	<b>Yds</b>	<b>Avg</b>	<b>Long</b>	<b>TD</b>
K.Allen	108	1243	11.5	42	7
G.Everett	46	376	8.2	31	3
A.Ekeler	43	394	9.2	39t	1
Q.Johnston	33	385	11.7	57	2
J.Palmer	32	537	16.8	79t	2
D.Parham	22	202	9.2	21	4
M.Williams	19	249	13.1	49t	1
D.Davis	14	48	3.4	11	0
J.Guyton	10	89	8.9	18t	1
J.Kelley	8	32	4.0	6	0
S.Smartt	7	118	16.9	51t	1
A.Erickson	7	105	15.0	23	1
I.Spiller	4	24	6.0	10	0
E.Dotson	2	13	6.5	7	0
J.Herbert	1	10	10.0	10	0
S.Fehoko	1	9	9.0	9t	1
T.Pipkins	0	0	0.0	0	0
E.Stick	0	0	0.0	0	0
<b>Team</b>	<b>357</b>	<b>3834</b>	<b>10.7</b>	<b>79t</b>	<b>24</b>
<b>Opponents</b>	<b>354</b>	<b>4202</b>	<b>11.9</b>	<b>70</b>	<b>25</b>

<b>Interceptions</b>	<b>No.</b>	<b>Yds</b>	<b>Avg</b>	<b>Long</b>	<b>TD</b>
A.Samuel	2	8	4.0	8	0
J.Jackson	1	9	9.0	9	0
J.Taylor	1	8	8.0	8	0
D.James	1	6	6.0	6	0
M.Davis	1	0	0.0	0	0
A.Gilman	1	0	0.0	0	0
K.Murray	1	0	0.0	0	0
<b>Team</b>	<b>8</b>	<b>31</b>	<b>3.9</b>	<b>9</b>	<b>0</b>
<b>Opponents</b>	<b>8</b>	<b>49</b>	<b>6.1</b>	<b>16t</b>	<b>1</b>

<b>Punting</b>	<b>No</b>	<b>Yds</b>	<b>Avg</b>	<b>Net</b>	<b>TB</b>	<b>In</b>	<b>Lg</b>	<b>B</b>
J.Scott	66	3073	46.6	42.6	4	26	83	0
<b>Team</b>	<b>66</b>	<b>3073</b>	<b>46.6</b>	<b>42.6</b>	<b>4</b>	<b>26</b>	<b>83</b>	<b>0</b>
<b>Opponents</b>	<b>63</b>	<b>3078</b>	<b>48.9</b>	<b>41.7</b>	<b>4</b>	<b>26</b>	<b>70</b>	<b>0</b>

<b>Punt Returns</b>	<b>Ret</b>	<b>FC</b>	<b>Yds</b>	<b>Avg</b>	<b>Long</b>	<b>TD</b>
D.Davis	23	24	373	16.2	87t	1
<b>Team</b>	<b>23</b>	<b>24</b>	<b>373</b>	<b>16.2</b>	<b>87t</b>	<b>1</b>
<b>Opponents</b>	<b>24</b>	<b>27</b>	<b>183</b>	<b>7.6</b>	<b>50</b>	<b>0</b>

<b>Kickoff Returns</b>	<b>No.</b>	<b>Yds</b>	<b>Avg</b>	<b>Long</b>	<b>TD</b>
D.Davis	15	305	20.3	27	0
J.Kelley	1	16	16.0	16	0
A.Erickson	0	0	0.0	0	0
<b>Team</b>	<b>16</b>	<b>321</b>	<b>20.1</b>	<b>27</b>	<b>0</b>
<b>Opponents</b>	<b>10</b>	<b>190</b>	<b>19.0</b>	<b>40</b>	<b>0</b>

<b>Field Goals</b>	<b>1-19</b>	<b>20-29</b>	<b>30-39</b>	<b>40-49</b>	<b>50+</b>
C.Dicker	0/0	6/6	7/7	6/6	5/6
<b>Team</b>	<b>0/0</b>	<b>6/6</b>	<b>7/7</b>	<b>6/6</b>	<b>5/6</b>
<b>Opponents</b>	<b>0/0</b>	<b>6/6</b>	<b>5/5</b>	<b>8/9</b>	<b>0/1</b>

Fumbles Lost: A.Ekeler 3, E.Stick 3, J.Herbert 1, J.Kelley 1,  
 J.Palmer 1, D.Davis 1, K.Allen 1 **Total: 11**  
 Opponent Fumble Recoveries: D.James 2, A.Gilman 2,  
 A.Ogbongbemiga 2, N.Williams 2, A.Johnson 1, J.Bosa 1,  
 C.Rumph 1, T.Tuipulotu 1 **Total: 12**

# 2023 LOS ANGELES CHARGERS DEFENSIVE STATISTICS

Official Press Box Totals — Confirmed by league review.

Player	— Tackles —					— Fumbles —						
	Total	Solo	Asst.	Sacks	Yards	TFLs	QB Hits	Interceptions	Passes Def.	Forced	Recoveries	
Kenneth Murray Jr. . . . .	107	78	29	3	15	7	4	1	4	0	0	
Derwin James Jr. . . . .	106	72	34	1	8	4	2	1	5	0	2	
Eric Kendricks . . . . .	96	67	29	3.5	19.5	7	6	0	4	1	0	
Alohi Gilman . . . . .	68	47	21	0	0	2	0	1	6	3	2	
Khalil Mack. . . . .	62	47	15	15	116	16	16	0	8	5	0	
Asante Samuel Jr. . . . .	57	50	7	0	0	1	0	2	12	0	0	
Michael Davis. . . . .	56	47	9	0	0	3	0	1	10	0	0	
Tuli Tuipulotu. . . . .	45	34	11	4.5	37.5	8	11	0	1	3	1	
Austin Johnson . . . . .	44	23	21	0	0	2	1	0	2	1	1	
Dean Marlowe . . . . .	36	31	5	1	0	1	0	0	0	0	0	
Sebastian Joseph-Day . . . .	32	15	17	3	10	3	11	0	0	0	0	
Nick Williams. . . . .	32	16	16	1	8	7	1	0	0	0	2	
Ja'Sir Taylor. . . . .	26	22	4	0	0	0	2	1	7	0	0	
Joey Bosa. . . . .	20	14	6	6.5	59	6	9	0	1	0	1	
Deane Leonard . . . . .	20	15	5	0	0	1	0	0	3	0	0	
Nick Niemann . . . . .	20	8	12	0	0	0	0	0	1	0	0	
Otito Ogbonnia. . . . .	14	6	8	0	0	0	2	0	0	0	0	
Morgan Fox . . . . .	11	9	2	5.5	36	5	8	0	0	0	0	
Essang Bassey. . . . .	11	7	4	0	0	0	0	0	2	0	0	
Scott Matlock . . . . .	11	4	7	0	0	0	1	0	0	0	0	
Jaylinn Hawkins. . . . .	10	4	6	0	0	0	0	0	1	0	0	
Daiyan Henley . . . . .	6	5	1	0	0	0	0	0	0	0	0	
Justin Hollins. . . . .	5	4	1	1	4	1	1	0	0	0	0	
Raheem Layne. . . . .	5	3	2	0	0	0	0	0	0	0	0	
Chris Rumph II. . . . .	5	4	1	0	0	0	0	0	0	0	1	
JT Woods. . . . .	5	5	0	0	0	0	0	0	0	0	0	
Chris Hinton. . . . .	4	1	3	0	0	0	0	0	0	0	0	
J.C. Jackson. . . . .	3	3	0	0	0	0	0	1	3	0	0	
Andrew Farmer II . . . . .	2	0	2	0	0	0	0	0	0	0	0	
Amen Ogbongbemiga . . . . .	1	0	1	0	0	0	0	0	0	0	0	
<b>Totals</b> . . . . .	<b>920</b>	<b>641</b>	<b>279</b>	<b>45</b>	<b>313</b>	<b>74</b>	<b>75</b>	<b>8</b>	<b>70</b>	<b>13</b>	<b>10</b>	
<i>Defensive Backs</i> . . . . .	<i>403</i>	<i>306</i>	<i>97</i>	<i>2</i>	<i>8</i>	<i>12</i>	<i>4</i>	<i>7</i>	<i>49</i>	<i>3</i>	<i>4</i>	
<i>Linebackers</i> . . . . .	<i>230</i>	<i>158</i>	<i>72</i>	<i>6.5</i>	<i>34.5</i>	<i>14</i>	<i>10</i>	<i>1</i>	<i>9</i>	<i>1</i>	<i>0</i>	
<i>Outside Linebackers</i> . . . .	<i>139</i>	<i>103</i>	<i>36</i>	<i>27</i>	<i>216.5</i>	<i>31</i>	<i>37</i>	<i>0</i>	<i>10</i>	<i>8</i>	<i>3</i>	
<i>Defensive Line</i> . . . . .	<i>148</i>	<i>74</i>	<i>74</i>	<i>9.5</i>	<i>54</i>	<i>17</i>	<i>24</i>	<i>0</i>	<i>2</i>	<i>1</i>	<i>3</i>	

## SPECIAL TEAMS TACKLES

Player	Total Tackles
Deane Leonard. . . . .	6
Nick Niemann. . . . .	6
Josh Harris . . . . .	5
Daiyan Henley. . . . .	4
AJ Finley . . . . .	3
Blake Lynch. . . . .	3
Dean Marlowe. . . . .	3
Amen Ogbongbemiga. . . . .	3
Ja'Sir Taylor . . . . .	3
Stephen Anderson. . . . .	1
Cameron Dicker . . . . .	1
Simi Fehoko . . . . .	1
Justin Hollins . . . . .	1
Tanner Muse . . . . .	1
<b>Totals</b> . . . . .	<b>40</b>

# 2023 GAME SUMMARIES

## WEEK 1 vs. MIAMI



**DOLPHINS 36  
CHARGERS 34**

Sunday, Sept. 10, 2023  
SoFi Stadium — Inglewood, Calif.



### GAME STATISTICS

TEAM	1	2	3	4	OT	F
Miami	7	13	7	9	—	36
L.A. Chargers	7	10	7	10	—	34

### SCORING SUMMARY

Team	Q	Time	Play
Chargers	1	4:39	A.Ekeler 1 yd. run (C.Dicker kick)
Dolphins	1	1:15	R.Mostert 2 yd. run (J.Sanders kick)
Dolphins	2	11:43	J.Sanders 23 yd. Field Goal
Chargers	2	9:07	D.Parham 1 yd. pass from Herbert (C.Dicker kick)
Dolphins	2	1:42	R.Cracraft 1 yd. pass from Tagovailoa (J.Sanders kick)
Chargers	2	0:09	C.Dicker 50 yd. Field Goal
Dolphins	2	0:00	J.Sanders 41 yd. Field Goal
Chargers	3	9:19	J.Herbert 1 yd. run (C.Dicker kick)
Dolphins	3	2:12	T.Hill 35 yd. pass from Tagovailoa (J.Sanders kick)
Chargers	4	14:00	J.Kelley 2 yd. run (C.Dicker kick)
Dolphins	4	10:03	J.Sanders 45 yd. Field Goal
Chargers	4	3:53	C.Dicker 25 yd. Field Goal
Dolphins	4	1:45	T.Hill 4 yd. pass from Tagovailoa (kick failed, wr)

### TEAM STATISTICS

	MIA	LAC
FIRST DOWNS:	30	30
TOTAL NET YARDS:	536	433
NET RUSHING YARDS:	70	234
NET PASSING YARDS:	466	199
PENALTIES/YARDS:	6-38	6-70
3RD DOWN EFFICIENCY (%):	4-8 (44.4%)	9-15 (60.0%)
SCORING DRIVES (%):	7-11 (63.6%)	6-10 (60.0%)
PUNTS/AVERAGE:	1-38.0	3-43.8
SACKS/YARDS:	3/29	0/0
FUMBLES/LOST:	2/1	0/0
POINTS OFF TURNOVERS:	0	7
AVG. DRIVE START:	OWN 33	OWN 22
TIME OF POSSESSION:	27:19	32:41

### INDIVIDUAL TOP PERFORMERS



#### PASSING

	CMP	ATT	YDS	TD	INT	RT
J.Herbert	23	33	228	1	0	99.1
T.Tagovailoa	28	45	466	3	1	110.0

#### RUSHING

	ATT	YDS	AVG	LG	TD
A.Ekeler	16	117	7.3	55	1
J.Kelley	16	91	5.7	14	1
R.Mostert	10	37	3.7	12	1
E.Ezukanma	2	17	8.5	12	0

#### RECEIVING

	REC	YDS	AVG	LG	TD
K.Allen	6	76	12.7	36	0
A.Ekeler	4	47	11.8	35	0
M.Williams	4	45	11.3	24	0
D.Parham Jr.	3	21	7.0	15	1
T.Hill	11	215	19.5	47	2
J.Waddle	4	78	19.5	35	0
D.Smythe	3	44	14.7	18	0
B.Berrios	3	42	14.0	16	0

**TACKLES (SOLO) - LAC:** A.Gilman 11 (9), E.Kendricks 7 (4), D.James 6 (6); **MIA:** J.Holland 14 (10), D.Elliott 13 (8), J.Phillips 11 (6).

**SACKS - LAC:** None; **MIA:** K.Kohou 1-12, Z.Seiler 1-8, J.Bethel 0.5-4.5, J.Phillips 0.5-4.5.

**INTERCEPTIONS - LAC:** J.Jackson 1-9-0; **MIA:** None.

#### STARTERS

WR.... K.Allen	OLB.....K.Mack	WR.... T.Hill	DT..... C.Wilkins
LT..... R.Slater	DL.....N.Williams	LT.... K.Lamm	DT..... R.Davis
LG..... Z.Johnson	DL..... A.Johnson	LG..... I.Wynn	DT..... Z.Sieler
C..... C.Linsley	DL.S.Joseph-Day	C..... C.Williams	LB.....D.Long
RG.... J.Salyer	OLB.....J.Bosa	RG.... R.Hunt	LB.....J.Phillips
RT.... T.Pipkins III	LB.... E.Kendricks	RT.... A.Jackson	LB.....J.Baker
TE.... G.Everett	LB.... K.Murray Jr.	TE.... D.Smythe	LB..... B.Chubb
TE.... D.Parham Jr.	CB.... M.Davis	FB.... A.Ingold	CB.... X.Howard
WR.... M.Williams	S.....D.James Jr.	WR.... J.Waddle	CB.... K.Kohou
QB.... J.Herbert	S..... A.Gilman	QB.... T.Tagovailoa	S..... D.Elliott
RB.... A.Ekeler	CB.... J.Jackson	RB.... R.Mostert	S..... J.Holland

## WEEK 2 AT TENNESSEE



**TITANS 27  
CHARGERS 24**

Sunday, Sept. 17, 2023  
Nissan Stadium — Nashville, Tenn.



### GAME STATISTICS

TEAM	1	2	3	4	OT	F
L.A. Chargers	3	11	0	10	0	24
Tennessee	0	10	7	7	3	27

### SCORING SUMMARY

Team	Q	Time	Play
Chargers	1	3:46	C.Dicker 27 yd. Field Goal
Chargers	2	8:16	K.Allen 8 yd. pass from Herbert (Herbert-Pipkins pass)
Titans	2	7:09	D.Henry 1 yd. run (N.Folk kick)
Chargers	2	4:23	C.Dicker 30 yd. Field Goal
Titans	2	0:00	N.Folk 33 yd. Field Goal
Titans	3	10:08	R.Tannehill 12 yd. run (N.Folk kick)
Chargers	4	14:38	K.Allen 12 yd. pass from J.Herbert (C.Dicker kick)
Titans	4	2:22	N.Westbrook-Ikhine 4 yd. pass from Tannehill (N.Folk kick)
Chargers	4	0:00	C.Dicker 33 yd. Field Goal
Titans	OT	5:02	N.Folk 41 yd. Field Goal

### TEAM STATISTICS

	LAC	TEN
FIRST DOWNS:	19	22
TOTAL NET YARDS:	342	341
NET RUSHING YARDS:	61	141
NET PASSING YARDS:	281	200
PENALTIES/YARDS:	4-43	7-45
3RD DOWN EFFICIENCY (%):	2-14 (14.3%)	6-13 (46.2%)
SCORING DRIVES (%):	5-11 (45.4%)	5-11 (45.4%)
PUNTS/AVERAGE:	6-39.0	5-61.2
SACKS/YARDS:	5/46	3/24
FUMBLES/LOST:	0/0	0/0
POINTS OFF TURNOVERS:	0	0
AVG. DRIVE START:	OWN 32	OWN 23
TIME OF POSSESSION:	28:09	36:49

### INDIVIDUAL TOP PERFORMERS



#### PASSING

	CMP	ATT	YDS	TD	INT	RT
J.Herbert	27	41	305	2	0	104.2
R.Tannehill	24	40	246	1	0	123.3

#### RUSHING

	ATT	YDS	AVG	LG	TD
J.Kelley	13	39	3.0	15	0
D.Davis	1	10	10.0	10	0
D.Henry	25	80	3.2	23	1
T.Spears	8	49	6.1	1	0

#### RECEIVING

	REC	YDS	AVG	LG	TD
K.Allen	8	111	13.9	42	2
M.Williams	8	83	10.4	20	0
G.Everett	3	47	15.7	29	0
S.Smartt	1	24	24.0	24	0
T.Burks	3	76	25.3	7	0
D.Hopkins	4	40	10.0	14	0
C.Okwonko	4	35	18.8	20	0
N.Westbrook-Ikhine	3	25	8.3	14	1

**TACKLES (SOLO) - LAC:** D.James 11 (7), Murray Jr. 10 (5), N.Niemann 8 (4); **TEN:** K.Byard 12 (7), T.Avery 8 (7), A.Al-Shaair 8 (5).

**SACKS - LAC:** J.Bosa 2-21, M.Fox 1-13, K.Murray Jr. 1-6, T.Tuipulotu 1-6; **TEN:** J.Simmons 1-9, H.Landry 1-7, D.Autry 1-7.

**INTERCEPTIONS - LAC:** None; **TEN:** None.

#### STARTERS

WR.... K.Allen	OLB.....K.Mack	WR.... D.Hopkins	DL.....D.Autro
LT..... R.Slater	DL.....N.Williams	LT.... A.Dillard	DT.....T.Tartt
LG..... Z.Johnson	DL..... A.Johnson	LG..... X.Newman-Johnson	DT.....J.Simmon
C..... C.Linsley	DL.S.Joseph-Day	C..... A.Brewer	DT.....K.Peko
RG.... J.Salyer	OLB.....J.Bosa	RG.... D.Brunskill	LB.... A.Al-Shaair
RT.... T.Pipkins III	LB.... E.Kendricks	RT.... C.Hubbard	LB.... J.Gibbins
TE.... G.Everett	LB.... K.Murray Jr.	TE.... C.Okonkwo	DB.... H.Landry
TE.... D.Parham Jr.	CB.... M.Davis	WR.... T.Burks	CB.... E.Molden
WR.... M.Williams	S.....D.James Jr.	WR.... N.Westbrook-Ikhine	CB.... R.McCreary
QB.... J.Herbert	S..... A.Gilman	QB.... R.Tannehill	S....S.Murphy-Bunting
RB.... J.Kelley	CB.... J.Jackson	RB.... D.Henry	S..... K.Buaird

# 2023 GAME SUMMARIES

## WEEK 3 AT MINNESOTA

## WEEK 4 vs. LAS VEGAS



**CHARGERS 28  
VIKINGS 24**

Sunday, Sept. 24, 2023

U.S. Bank Stadium – Minneapolis, Minn.



**CHARGERS 24  
RAIDERS 17**

Sunday, Oct. 1, 2023

SoFi Stadium – Inglewood, Calif.



### GAME STATISTICS

TEAM	1	2	3	4	OT	F
L.A. Chargers	7	7	7	7	—	28
Minnesota	0	10	7	7	—	24

### SCORING SUMMARY

Team	Q	Time	Play
Chargers	1	2:51	D.Parham 3 yd. pass from J.Herbert (C.Dicker kick)
Vikings	2	7:27	J.Oliver 4 yd. pass from K.Cousins (G.Joseph kick)
Vikings	2	2:08	G.Joseph 23 yd. Field Goal
Chargers	2	0:47	D.Parham 1 yd. pass from J.Herbert (C.Dicker kick)
Chargers	3	5:53	M.Williams 49 yd. pass from K.Allen (C.Dicker kick)
Vikings	3	3:01	K.Osborn 36 yd. pass from K.Cousins (G.Joseph kick)
Vikings	4	11:20	J.Jefferson 52 yd. pass from K.Cousins (G.Joseph kick)
Chargers	4	8:05	J.Palmer 30 yd. pass from J.Herbert (C.Dicker kick)

### TEAM STATISTICS

	LAC	MIN
FIRST DOWNS:	24	29
TOTAL NET YARDS:	475	475
NET RUSHING YARDS:	30	130
NET PASSING YARDS:	445	345
PENALTIES/YARDS:	12-94	6-45
3RD DOWN EFFICIENCY (%):	5-11 (45.4%)	4-14 (28.6%)
SCORING DRIVES (%):	4-11 (36.4%)	4-11 (36.4%)
PUNTS/AVERAGE:	3-37.3	3-48.3
SACKS/YARDS:	4/22	1/9
FUMBLES/LOST:	4/1	1/1
POINTS OFF TURNOVERS:	7	3
AVG. DRIVE START:	OWN 19	OWN 35
TIME OF POSSESSION:	26:47	33:13

### INDIVIDUAL TOP PERFORMERS



#### PASSING

	CMP	ATT	YDS	TD	INT	RT
J.Herbert	40	47	405	3	0	123.8
K.Cousins	32	50	367	3	1	97.7

#### RUSHING

	ATT	YDS	AVG	LG	TD
J.Kelley	11	12	1.1	4	0
J.Herbert	2	11	5.5	12	0
A.Mattison	20	93	4.7	15	0
T.Chandler	3	27	9.0	12	0

#### RECEIVING

	REC	YDS	AVG	LG	TD
K.Allen	18	215	11.9	25	0
M.Williams	7	121	17.3	49	1
J.Palmer	4	66	16.5	30	1
G.Everett	6	30	5.0	13	0
J.Jefferson	7	149	21.3	52	1
T.Hockenson	8	78	9.8	21	0
J.Addison	6	52	8.7	16	0
K.Osborn	1	36	36.0	36	1

**TACKLES (SOLO) - LAC:** K.Murray Jr. 9 (8), M.Davis 8 (8), N.Niemann 8 (5); **MIN:** A.Evans 11 (7), B.Murphy 10 (9), Bynum/Hicks 6 (1).

**SACKS - LAC:** J.Bosa 1-7, M.Fox 1-6, S.Joseph-Day 1-5, T.Tuipulotu 1-4; **MIN:** D.Hunter 1-9.

**INTERCEPTIONS - LAC:** K.Murray Jr. 1-0-0; **MIN:** None.

#### STARTERS

WR.... K.Allen	OLB.....K.Mack	WR.... J.Jefferson	OLB.....D.Hunter
LT ..... R.Slater	DL.....N.Williams	LT ..... C.Darrisaw	DL.....D.Lowry
LG..... Z.Johnson	DL..... A.Johnson	LG..... E.Cleveland	DL.....H.Phillips
C..... C.Linsley	DL.S.Joseph-Day	C..... A.Schlottman	OLB...D.Wonnum
RG.... J.Salyer	OLB... T.Tuipulotu	RG.... E.Ingram	LB.....J.Hicks
RT .... T.Pipkins III	LB.... K.Murray Jr.	RT .... B.O'Neill	LB.....I.Pace
TE.... D.Parham Jr.	DB ..... J.Taylor	TE..... T.Hockenson	CB..... A.Evans
TE.... S.Smarrt	CB ..... M.Davis	TE..... J.Oliver	CB ..... B.Murphy
WR.... M.Williams	S..... D.James Jr.	WR.... K.Osborn	S..... J.Metellus
QB.... J.Herbert	QB..... A.Gilman	QB.... K.Cousins	S..... C.Bynum
RB.... J.Kelley	CB .. A.Samuel Jr.	RB.... A.Mattison	S..... H.Smith

### GAME STATISTICS

TEAM	1	2	3	4	OT	F
Las Vegas	7	0	3	7	—	17
L.A. Chargers	7	10	0	0	—	24

### SCORING SUMMARY

Team	Q	Time	Play
Chargers	1	10:38	J.Herbert 12 yd. run (C.Dicker kick)
Raiders	1	0:45	A.O'Connell 1 yd. run (D.Carson kick)
Chargers	2	10:42	C.Dicker 33 yd. Field Goal
Chargers	2	7:20	K.Allen 7 yd. pass from J.Herbert (C.Dicker kick)
Chargers	2	3:05	J.Herbert 1 yd. run (C.Dicker kick)
Raiders	3	4:51	D.Carson 22 yd. Field Goal
Raiders	4	3:59	J.Jacobs 1 yd. run (D.Carson kick) (12-60, 4:29)

### TEAM STATISTICS

	LV	LAC
FIRST DOWNS:	22	16
TOTAL NET YARDS:	264	305
NET RUSHING YARDS:	76	155
NET PASSING YARDS:	188	150
PENALTIES/YARDS:	9-80	4-34
3RD DOWN EFFICIENCY (%):	1-11 (9.1%)	5-14 (35.7%)
SCORING DRIVES (%):	3-11 (27.2%)	4-12 (33.3%)
PUNTS/AVERAGE:	5-53.8	4-40.0
SACKS/YARDS:	7/50	2/17
FUMBLES/LOST:	3/2	1/0
POINTS OFF TURNOVERS:	0	14
AVG. DRIVE START:	OWN 34	OWN 26
TIME OF POSSESSION:	32:51	27:09

### INDIVIDUAL TOP PERFORMERS



#### PASSING

	CMP	ATT	YDS	TD	INT	RT
J.Herbert	13	24	167	1	1	72.7
A.O'Connell	24	39	238	0	1	68.1

#### RUSHING

	ATT	YDS	AVG	LG	TD
J.Kelley	17	65	3.8	22	0
D.Davis	3	51	17.0	51	0
J.Jacobs	17	58	3.4	9	1
Z.White	3	15	5.0	11	0

#### RECEIVING

	REC	YDS	AVG	LG	TD
J.Palmer	3	77	25.7	51	0
K.Allen	3	32	10.7	22	1
D.Johnston	1	18	18.0	18	0
D.Davis	2	16	8.0	11	0
J.Jacobs	8	81	10.1	21	0
D.Adams	8	75	9.4	19	0
J.Meyers	2	33	16.5	25	0
A.Abdullah	2	14	7.0	10	0

**TACKLES (SOLO) - LAC:** K.Mack 10 (8), M.Davis 8 (8), A.Samuel Jr. 6 (6); **LV:** M.Crosby 8 (5), T.Moehrig 6 (6), J.Jenkins 6 (5).

**SACKS - LAC:** K.Mack 6-45; **LV:** M.Crosby 2-17.

**INTERCEPTIONS - LAC:** A.Samuel Jr. 1-8-0; **LV:** T.Moehrig 1-11-0.

#### STARTERS

WR.... K.Allen	OLB.....K.Mack	WR.... D.Adams	DE ..... M.Crosby
LT ..... R.Slater	DL.....N.Williams	LT ..... K.Miller	DT.....B.Nichols
LG..... Z.Johnson	DL..... A.Johnson	LG..... D.Parham	DE..... J.Jenkins
C..... W.Clapp	DL.S.Joseph-Day	C..... A.James	DE ..... M.Koonce
RG.... J.Salyer	OLB... T.Tuipulotu	RG.... G.Van Roten	OLB...R.Spillane
RT .... T.Pipkins III	LB.... E.Kendricks	RT .... J.Eluemunor	MLB...D.Deablo
TE.... G.Everett	LB.... K.Murray Jr.	TE..... M.Mayer	FS ..... T.Moehrig
WR.... J.Palmer	CB ..... M.Davis	FB .... Jak.Johnson	SS ..... M.Epps
WR.... Q.Johnston	S..... D.Marlowe	WR.... J.Meyers	CB ..... J.Bennett
QB.... J.Herbert	S..... R.Layne	QB.... A.O'Connell	CB ..A.Robertson
RB.... J.Kelley	CB .. A.Samuel Jr.	RB .... J.Jacobs	CB ..... M.Peters

# 2023 GAME SUMMARIES

## WEEK 6 vs. DALLAS



**COWBOYS 20  
CHARGERS 17**

Monday, Oct. 16, 2023  
SoFi Stadium – Inglewood, Calif.



### GAME STATISTICS

TEAM	1	2	3	4	OT	F
Dallas	7	3	0	10	—	20
L.A. Chargers	7	0	3	7	—	17

### SCORING SUMMARY

Team	Q	Time	Play
Chargers	1	10:31	K.Allen 1 yd. pass from J.Herbert (C.Dicker kick)
Cowboys	1	6:21	D.Prescott 18 yd. run (B.Aubrey kick)
Cowboys	2	0:00	B.Aubrey 32 yd. Field Goal
Chargers	3	1:08	C.Dicker 24 yd. Field Goal
Cowboys	4	11:19	B.Cooks 2 yd. pass from D.Prescott (B.Aubrey kick)
Chargers	4	7:11	G.Everett 1 yd. pass from J.Herbert (C.Dicker kick)
Cowboys	4	2:19	B.Aubrey 39 yd. Field Goal (14-54, 4:52)

### TEAM STATISTICS

	DAL	LAC
FIRST DOWNS:	20	18
TOTAL NET YARDS:	342	272
NET RUSHING YARDS:	96	53
NET PASSING YARDS:	246	219
PENALTIES/YARDS:	11-85	9-79
3RD DOWN EFFICIENCY (%):	5-13 (38.5%)	5-14 (35.7%)
SCORING DRIVES (%):	4-10 (40.0%)	3-10 (30.0%)
PUNTS/AVERAGE:	4-52.3	5-40.6
SACKS/YARDS:	1/8	5/26
FUMBLES/LOST:	1/1	0/0
POINTS OFF TURNOVERS:	0	7
AVG. DRIVE START:	OWN 26	OWN 34
TIME OF POSSESSION:	29:52	30:08

### INDIVIDUAL TOP PERFORMERS



#### PASSING

J.Herbert	CMP	ATT	YDS	TD	INT	RT	D.Prescott	CMP	ATT	YDS	TD	INT	RT
J.Herbert	22	37	227	2	1	84.0	D.Prescott	21	30	272	1	0	109.3

#### RUSHING

A.Ekeler	ATT	YDS	AVG	LG	TD	D.Prescott	ATT	YDS	AVG	LG	TD
A.Ekeler	14	27	1.9	6	0	D.Prescott	7	40	5.7	18	1
J.Herbert	6	20	3.3	9	0	T.Pollard	15	30	2.0	7	0

#### RECEIVING

K.Allen	REC	YDS	AVG	LG	TD	C.Lamb	REC	YDS	AVG	LG	TD
K.Allen	7	85	12.1	23	1	C.Lamb	7	117	16.7	23	0
J.Palmer	4	60	15.0	26	0	T.Pollard	6	80	13.3	60	0
A.Ekeler	4	35	8.8	28	0	B.Cooks	4	36	9.0	17	1
D.Parham Jr.	2	19	9.5	13	0	M.Gallup	3	24	8.0	11	0

**TACKLES (SOLO) – LAC:** K.Murray Jr. 9 (8), E.Kendricks 8 (6), D.Marlowe/A.Samuel Jr. 6 (5); **DAL:** D.Clark 8 (7), J.Kearse/O.Odighizuwa/M.Bell 7 (5).

**SACKS – LAC:** M.Fox 2-7, K.Mack 1-11, N.Williams 1-8, S.Joseph-Day 1-0; **DAL:** M.Parsons 1-8.

**INTERCEPTIONS – LAC:** None; **DAL:** S.Gilmore 1-0-0.

#### STARTERS

WR.... K.Allen	OLB..... K.Mack	WR.... C.Lamb	DE ..... M.Parsons
LT ..... R.Slater	DL..... A.Johnson	LT ..... Tyr.Smith	DT... O.Odighizuwa
LG..... Z.Johnson	DL.S.Joseph-Day	LG..... Tyl.Smith	DT..... J.Hankins
C ..... W.Clapp	OLB... T.Tuipulotu	C..... T.Biadasz	DE ... D.Lawrence
RG .... J.Salyer	LB .... E.Kendricks	RG .... Z.Martin	LB ..... D.Clark
RT .... T.Pipkins III	LB .... K.Murray Jr.	RT .... T.Steele	CB ..... D.Blamd
TE..... G.Everett	DB ..... J.Taylor	TE..... J.Ferguson	S..... D.Wilson
TE..... D.Parham Jr.	CB ..... M.Davis	WR.... M.Gallup	S..... M.Bell
WR.... J.Palmer	S..... D.James Jr.	WR.... B.Cooks	S..... J.Kearse
QB.... J.Herbert	S..... D.Marlowe	QB.... D.Prescott	S..... M.Hooker
RB.... A.Ekeler	CB .. A.Samuel Jr.	RB .... T.Pollard	CB ..... S.Gilmore

## WEEK 7 AT KANSAS CITY



**CHIEFS 31  
CHARGERS 17**

Sunday, Oct. 22, 2023  
GEHA Field at Arrowhead Stadium – Kansas City, Mo.



### GAME STATISTICS

TEAM	1	2	3	4	OT	F
L.A. Chargers	3	14	0	0	—	17
Kansas City	3	21	0	7	—	31

### SCORING SUMMARY

Team	Q	Time	Play
Chiefs	1	6:49	H.Butker 35 yd. Field Goal
Chargers	1	1:48	C.Dicker 55 yd. Field Goal
Chiefs	2	14:11	M.Valdes-Scantling 46 yd. pass from P.Mahomes (H.Butker kick)
Chargers	2	10:42	J.Kelley 49 yd. run (C.Dicker kick)
Chiefs	2	8:37	R.Rice 6 yd. pass from P.Mahomes (H.Butker kick)
Chargers	2	7:06	G.Everett 7 yd. pass from J.Herbert (C.Dicker kick)
Chiefs	2	0:15	T.Kelce 1 yd. pass from P.Mahomes (H.Butker kick)
Chiefs	4	3:30	I.Pacheco 8 yd. pass from P.Mahomes (H.Butker kick)

### TEAM STATISTICS

	LAC	KC
FIRST DOWNS:	16	25
TOTAL NET YARDS:	358	483
NET RUSHING YARDS:	139	68
NET PASSING YARDS:	219	415
PENALTIES/YARDS:	4-43	6-43
3RD DOWN EFFICIENCY (%):	6-14 (42.9%)	6-11 (54.5%)
SCORING DRIVES (%):	3-11 (27.2%)	5-11 (45.4%)
PUNTS/AVERAGE:	5-52.2	3-45.7
SACKS/YARDS:	1/9	5/40
FUMBLES/LOST:	0/0	1/1
POINTS OFF TURNOVERS:	0	0
AVG. DRIVE START:	OWN 25	OWN 22
TIME OF POSSESSION:	28:20	31:40

### INDIVIDUAL TOP PERFORMERS



#### PASSING

J.Herbert	CMP	ATT	YDS	TD	INT	RT	P.Mahomes	CMP	ATT	YDS	TD	INT	RT
J.Herbert	17	30	259	1	2	68.6	P.Mahomes	32	42	424	4	1	129.5

#### RUSHING

J.Kelley	ATT	YDS	AVG	LG	TD	I.Pacheco	ATT	YDS	AVG	LG	TD
J.Kelley	7	75	10.7	49	1	I.Pacheco	13	32	2.5	6	0
A.Ekeler	14	45	3.2	6	0	P.Mahomes	4	29	7.3	23	0

#### RECEIVING

J.Palmer	REC	YDS	AVG	LG	TD	T.Kelce	REC	YDS	AVG	LG	TD
J.Palmer	5	133	26.6	60	0	T.Kelce	12	179	14.9	53	1
K.Allen	4	55	13.8	26	0	M.Valdes-Scantling	3	84	28.0	46	1
G.Everett	3	26	8.7	11	1	R.Rice	5	60	12.0	37	1
Q.Johnston	1	20	20.0	20	0	I.Pacheco	4	28	7.0	12	1

**TACKLES (SOLO) – LAC:** D.Marlowe 11 (10), E.Kendricks 9 (7), K.Murray Jr. 8 (7); **KC:** N.Bolton 9 (3), L.Sneed 6 (5), M.Danna 6 (4).

**SACKS – LAC:** K.Murray Jr. 1-9; **KC:** W.Gay 1-13, D.Tranquill 1-9, M.Danna 1-6, G.Karlaftis 1-6, C.Omenihu 1-6.

**INTERCEPTIONS – LAC:** A.Samuel Jr. 1-0-0; **KC:** B.Cook 1-9-0, L.Sneed 1-4-0.

#### STARTERS

WR.... K.Allen	OLB..... K.Mack	WR.... M.Valdes-Scantling	DE ..... G.Karlaftis
LT ..... R.Slater	DL.S.Joseph-Day	LT ..... D.Smith	DT..... D.Nnadi
LG..... Z.Johnson	DL..... A.Johnson	LG..... J.Thuney	DT..... C.Jones
C ..... W.Clapp	OLB... T.Tuipulotu	C..... C.Humphrey	DE ..... M.Danna
RG .... J.Salyer	LB .... E.Kendricks	RG .... T.Smith	LB ..... W.Gay
RT .... T.Pipkins III	LB .... K.Murray Jr.	RT .... J.Taylor	LB ..... N.Bolton
TE..... G.Everett	DB ..... J.Taylor	TE..... T.Kelce	CB ..... Ja.Watson
TE..... D.Parham Jr.	CB ..... M.Davis	WR.... R.Rice	CB .... T.McDuffie
WR.... J.Palmer	S..... D.James Jr.	WR.... S.Moore	CB ..... L.Sneed
QB.... J.Herbert	S..... D.Marlowe	QB.... P.Mahomes	S..... J.Reid
RB.... A.Ekeler	CB .. A.Samuel Jr.	RB .... I.Pacheco	S..... B.Cook

# 2023 GAME SUMMARIES

## WEEK 8 vs. CHICAGO



**CHARGERS 30  
BEARS 13**

Sunday, Oct. 29, 2023  
SoFi Stadium — Inglewood, Calif.



### GAME STATISTICS

TEAM	1	2	3	4	OT	F
Chicago	0	7	0	6	—	13
L.A. Chargers	14	10	6	0	—	30

### SCORING SUMMARY

Team	Q	Time	Play
Chargers	1	10:31	K.Allen 1 yd. pass from J.Herbert (C.Dicker kick)
Cowboys	1	6:21	D.Prescott 18 yd. run (B.Aubrey kick)
Cowboys	2	0:00	B.Aubrey 32 yd. Field Goal
Chargers	3	1:08	C.Dicker 24 yd. Field Goal
Cowboys	4	11:19	B.Cooks 2 yd. pass from D.Prescott (B.Aubrey kick)
Chargers	4	7:11	G.Everett 1 yd. pass from J.Herbert (C.Dicker kick)
Cowboys	4	2:19	B.Aubrey 39 yd. Field Goal (14-54, 4:52)

### TEAM STATISTICS

	CHI	LAC
FIRST DOWNS:	17	20
TOTAL NET YARDS:	295	352
NET RUSHING YARDS:	73	54
NET PASSING YARDS:	222	298
PENALTIES/YARDS:	7-53	2-15
3RD DOWN EFFICIENCY (%):	6-14 (42.9%)	7-13 (53.8%)
SCORING DRIVES (%):	6-10 (60.0%)	2-11 (18.1%)
PUNTS/AVERAGE:	3-42.0	2-44.0
SACKS/YARDS:	0/0	1/10
FUMBLES/LOST:	1/0	1/1
POINTS OFF TURNOVERS:	6	3
AVG. DRIVE START:	OWN 27	OWN 36
TIME OF POSSESSION:	28:32	31:28

### INDIVIDUAL TOP PERFORMERS



#### PASSING

J.Herbert	CMP	ATT	YDS	TD	INT	RT	T.Bagent	CMP	ATT	YDS	TD	INT	RT
J.Herbert	31	40	298	3	0	122.7	T.Bagent	25	37	232	0	2	62.0

#### RUSHING

A.Ekeler	ATT	YDS	AVG	LG	TD	D.Foreman	ATT	YDS	AVG	LG	TD
A.Ekeler	15	29	1.9	7	0	D.Foreman	9	34	3.8	12	0
J.Kelley	6	21	3.5	5	0	R.Johnson	6	21	3.5	11	0

#### RECEIVING

A.Ekeler	REC	YDS	AVG	LG	TD	C.Kmet	REC	YDS	AVG	LG	TD
A.Ekeler	7	94	13.4	39	1	C.Kmet	10	79	7.9	17	0
K.Allen	8	69	8.6	26	0	D.Moore	4	55	13.8	18	0
Q.Johnston	5	50	10.0	18	0	D.Mooney	1	41	41.0	41	0
D.Parham Jr.	4	43	10.8	17	1	D.Evans	3	22	7.3	8	0

**TACKLES (SOLO) - LAC:** E.Kendricks 10-9, K.Murray Jr. 9-6, A.Samuel Jr. 5-5; **CHI:** T.Edwards 13-9, T.Stevenson 12-10, J.Sanborn 8-7.

**SACKS - LAC:** J.Bosa 1-10; **CHI:** None.

**INTERCEPTIONS - LAC:** J.Taylor 1-8-0, D.James Jr. 1-6-0; **CHI:** None.

#### STARTERS

WR.... K.Allen	OLB.....K.Mack	WR.... D.Moore	DL..... Y.Ngakoue
LT ..... R.Slater	DL..... A.Johnson	LT ..... L.Borom	DT.....A.Billings
LG..... Z.Johnson	DL.S.Joseph-Day	LG..... C.Whitehair	DL.....Ju.Jones
C..... W.Clapp	DL.....N.Williams	C..... L.Patrick	DL.....D.Walker
RG ..... J.Salyer	OLB.....J.Bosa	RG ..... T.Jenkins	LB..... T.Edwards
RT ..... T.Pipkins III	LB.... E.Kendricks	RT ..... D.Wright	LB..... J.Sanborn
TE..... D.Parham Jr.	LB.... K.Murray Jr.	TE..... C.Kmet	LB.....T.Edmunds
TE..... S.Smartt	CB .....M.Davis	WR.... M.Lewis	DB ... T.Stevenson
WR.... J.Palmer	S.....D.James Jr.	WR.... D.Mooney	DB..... J.Johnson
QB..... J.Herbert	S..... A.Gilman	QB..... T.Bagent	DB.....E.Hicks
RB..... A.Ekeler	CB ..A.Samuel Jr.	RB..... D.Foreman	DB.....D.Harmon

## WEEK 9 AT NEW YORK JETS



**CHARGERS 27  
JETS 6**

Monday, Nov. 6, 2023  
MetLife Stadium — East Rutherford, N.J.



### GAME STATISTICS

TEAM	1	2	3	4	OT	F
L.A. Chargers	14	3	0	10	—	27
N.Y. Jets	0	3	3	0	—	6

### SCORING SUMMARY

Team	Q	Time	Play
Chargers	1	13:15	D.Davis 87 yd. punt return (C.Dicker kick)
Chargers	1	2:45	A.Ekeler 1 yd. run (C.Dicker kick) (8-50, 3:42)
Jets	2	5:57	G.Zuerlein 47 yd. Field Goal (7-26, 3:23)
Chargers	2	0:00	C.Dicker 55 yd. Field Goal (3-21, 0:17)
Jets	3	9:52	G.Zuerlein 46 yd. Field Goal (9-47, 5:08)
Chargers	4	9:18	C.Dicker 38 yd. Field Goal (16-68, 8:17)
Chargers	4	3:22	A.Ekeler 2 yd. run (C.Dicker kick) (1-2, 0:06)

### TEAM STATISTICS

	LAC	NYJ
FIRST DOWNS:	14	17
TOTAL NET YARDS:	191	270
NET RUSHING YARDS:	84	64
NET PASSING YARDS:	107	206
PENALTIES/YARDS:	4-39	8-40
3RD DOWN EFFICIENCY (%):	7-16 (43.8%)	3-17 (17.6%)
SCORING DRIVES (%):	4-13 (30.8%)	2-13 (15.4%)
PUNTS/AVERAGE:	8-45.5	7-50.3
SACKS/YARDS:	8/57	5/29
FUMBLES/LOST:	3/0	4/3
POINTS OFF TURNOVERS:	14	0
AVG. DRIVE START:	OWN 31	OWN 26
TIME OF POSSESSION:	25:33	34:27

### INDIVIDUAL TOP PERFORMERS



#### PASSING

J.Herbert	CMP	ATT	YDS	TD	INT	RT	Z.Wilson	CMP	ATT	YDS	TD	INT	RT
J.Herbert	16	30	136	0	0	64.5	Z.Wilson	33	49	263	0	0	80.6

#### RUSHING

A.Ekeler	ATT	YDS	AVG	LG	TD	B.Hall	ATT	YDS	AVG	LG	TD
A.Ekeler	14	47	3.4	20	2	B.Hall	16	50	3.1	10	0
J.Kelley	3	18	6.0	12	0	D.Cook	2	7	3.5	4	0

#### RECEIVING

K.Allen	REC	YDS	AVG	LG	TD	G.Wilson	REC	YDS	AVG	LG	TD
K.Allen	8	77	9.6	23	0	G.Wilson	7	80	11.4	31	0
A.Ekeler	2	23	11.5	17	0	T.Conklin	6	66	11.0	33	0
G.Everett	2	18	9.0	17	0	X.Gipson	2	32	16.0	19	0
Q.Johnston	2	14	7.0	10	0	Mi.Carter	6	24	4.0	7	0

**TACKLES (SOLO) - LAC:** D.James Jr. 10 (7), K.Murray Jr. 8 (7), J.Bosa 6 (3); **NYJ:** C.Mosley 11 (6), M.Carter 5 (3), J.Whitehead 4 (4).

**SACKS - LAC:** J.Bosa 2.5-21, T.Tuipulotu 2-24, K.Mack 2-7, D.Marlowe 1-0, M.Fox 0.5-5; **NYJ:** B.Huff 1.5-7.5, J.Franklin-Myers 1-11, Q.Jefferson 1-1, J.Johnson 0.4, 4.5, W.McDonald 0.5-2.5, S.Thomas 0.5-2.5

**INTERCEPTIONS - LAC:** None; **NYJ:** None.

#### STARTERS

WR.... K.Allen	OLB.....K.Mack	WR.... G.Wilson	OLB.... J.Johnson
LT ..... R.Slater	DL..... A.Johnson	LT ..... M.Becton	DT..... Q.Williams
LG..... Z.Johnson	DL.S.Joseph-Day	LG..... L.Tomlinson	DL.... Q.Jefferson
C..... W.Clapp	OLB.....J.Bosa	C..... J.Tippmann	OLB..J.Franklin-Myers
RG ..... J.Salyer	LB.... E.Kendricks	RG ..... M.Mitchell	LB..... C.Mosley
RT ..... T.Pipkins III	LB.... K.Murray Jr.	RT .... B.Turner	LB.... Qu.Williams
TE..... D.Parham Jr.	DB .....J.Taylor	TE..... C.Uzomah	DB.....D.Reed
TE..... N.Vannett	CB .....M.Davis	TE..... J.Ruckert	S.....A.Davis
WR.... J.Guyton	S.....D.James Jr.	WR.... A.Lazard	S.....T.Adams
QB..... J.Herbert	S..... A.Gilman	QB..... Z.Wilson	S.....J.Whitehead
RB..... A.Ekeler	CB ..A.Samuel Jr.	RB..... Bre.Hall	CB ..... A.Gardner

# 2023 GAME SUMMARIES

## WEEK 10 vs. DETROIT

## WEEK 11 AT GREEN BAY



### LIONS 41 CHARGERS 38

Sunday, Nov. 12, 2023  
SoFi Stadium — Inglewood, Calif.



### PACKERS 23 CHARGERS 20

Sunday, Nov. 19, 2023  
Lambeau Field — Green Bay, Wis.



### GAME STATISTICS

TEAM	1	2	3	4	OT	F
Detroit	10	14	7	10	—	41
L.A. Chargers	3	14	7	14	—	38

### GAME STATISTICS

TEAM	1	2	3	4	OT	F
L.A. Chargers	3	7	3	7	—	20
Green Bay	0	10	6	7	—	23

### SCORING SUMMARY

Team	Q	Time	Play
Lions	1	10:09	R.Patterson 33 yd. Field Goal
Chargers	1	6:54	C.Dicker 48 yd. Field Goal
Lions	1	4:18	J.Gibbs 1 yd. run (R.Patterson kick)
Lions	2	7:30	J.Gibbs 1 yd. run (R.Patterson kick)
Chargers	2	3:21	K.Allen 29 yd. pass from J.Herbert (C.Dicker kick)
Lions	2	3:07	D.Montgomery 75 yd. run (R.Patterson kick)
Chargers	2	0:23	A.Ekeler 2 yd. run (C.Dicker kick)
Chargers	3	7:59	J.Guyton 18 yd. pass from J.Herbert (C.Dicker kick)
Lions	3	4:31	A.St. Brown 20 yd. pass from J.Goff (R.Patterson kick)
Chargers	4	11:30	Q.Johnston 1 yd. pass from J.Herbert (C.Dicker kick)
Loons	4	7:30	B.Wright 25 yd. pass from J.Goff (R.Patterson kick)
Chargers	4	3:34	K.Allen 38 yd. pass from J.Herbert (C.Dicker kick)
Lions	4	0:00	R.Patterson 41 yd. Field Goal

### SCORING SUMMARY

Team	Q	Time	Play
Chargers	1	1:22	C.Dicker 25 yd. Field Goal
Packers	2	14:53	J.Reed 32 yd. run (A.Carlson kick)
Chargers	2	12:16	S.Smartt 51 yd. pass from J.Herbert (C.Dicker kick)
Packers	2	0:07	A.Carlson 28 yd. Field Goal
Chargers	3	10:44	C.Dicker 26 yd. Field Goal
Packers	3	0:04	C.Watson 11 yd. pass from J.Love (kick failed, wr)
Chargers	4	5:24	K.Allen 10 yd. pass from J.Herbert (C.Dicker kick)
Packers	4	2:33	R.Doubs 24 yd. pass from J.Love (A.Carlson kick)

### TEAM STATISTICS

	DET	LAC
FIRST DOWNS:	23	24
TOTAL NET YARDS:	533	421
NET RUSHING YARDS:	200	98
NET PASSING YARDS:	333	323
PENALTIES/YARDS:	4-44	3-36
3RD DOWN EFFICIENCY (%):	4-13 (30.8%)	7-14 (50.0%)
SCORING DRIVES (%):	7-10 (70.0%)	6-9 (66.7%)
PUNTS/AVERAGE:	1-29.0	2-53.5
SACKS/YARDS:	0/0	0/0
FUMBLES/LOST:	0/0	0/0
POINTS OFF TURNOVERS:	0	0
AVG. DRIVE START:	OWN 31	OWN 21
TIME OF POSSESSION:	30:34	29:26

### TEAM STATISTICS

	LAC	GB
FIRST DOWNS:	17	23
TOTAL NET YARDS:	394	397
NET RUSHING YARDS:	150	102
NET PASSING YARDS:	244	295
PENALTIES/YARDS:	4-54	7-46
3RD DOWN EFFICIENCY (%):	7-14 (50.0%)	7-14 (50.0%)
SCORING DRIVES (%):	4-11 (36.4%)	4-11 (36.4%)
PUNTS/AVERAGE:	3-47.7	4-48.3
SACKS/YARDS:	3/27	2/16
FUMBLES/LOST:	3/0	4/3
POINTS OFF TURNOVERS:	0	0
AVG. DRIVE START:	OWN 27	OWN 28
TIME OF POSSESSION:	28:02	31:58

### INDIVIDUAL TOP PERFORMERS

### INDIVIDUAL TOP PERFORMERS



#### PASSING

	CMP	ATT	YDS	TD	INT	RT
J.Herbert	27	40	323	4	1	114.9
J.Goff	23	33	333	2	0	122.4

#### PASSING

	CMP	ATT	YDS	TD	INT	RT
J.Herbert	21	36	260	2	0	99.3
J.Love	27	40	322	2	0	108.5

#### RUSHING

	ATT	YDS	AVG	LG	TD
A.Ekeler	19	67	3.5	17	1
J.Kelley	5	16	3.2	4	0
D.Montgomery	12	116	9.7	75	1
J.Gibbs	14	77	5.5	35	2

#### RUSHING

	ATT	YDS	AVG	LG	TD
J.Herbert	8	73	9.1	28	0
A.Ekeler	10	64	6.4	37	0
J.Reed	3	46	15.3	32	1
A.Dillon	14	29	2.1	6	0

#### RECEIVING

	REC	YDS	AVG	LG	TD
K.Allen	11	175	15.9	38	2
A.Ekeler	4	48	12.0	24	0
J.Guyton	4	41	10.3	18	1
Q.Johnston	4	34	8.5	17	1
A.St. Brown	8	156	19.5	46	1
K.Raymond	2	46	23.0	41	0
S.LaPorta	4	40	10.0	19	0
J.Gibbs	3	35	11.7	24	0

#### RECEIVING

	REC	YDS	AVG	LG	TD
K.Allen	10	116	11.6	38	1
D.Parham	4	57	14.3	21	0
S.Smartt	1	51	51.0	51	1
Q.Johnston	2	21	10.7	17	0
D.Wicks	3	91	30.3	35	0
R.Doubs	5	53	10.6	24	1
J.Reed	4	46	11.5	19	0
A.Dillon	4	32	8.0	20	0

**TACKLES (SOLO) - LAC:** D.James Jr. 13 (8), A.Gilman 7 (6), E.Kendricks 6 (5); **DET:** A.Anzalone 9 (4), K.Joseph 7 (5), T.Walker 6 (5).

**TACKLES (SOLO) - LAC:** K.Murray Jr. 10 (6), A.Gilman 9 (6), E.Kendricks 9 (6); **GB:** J.Owens 8 (4), D.Campbell 7 (6), K.Nixon 7 (6).

**SACKS - LAC:** None; **DET:** None.

**SACKS - LAC:** K.Mack 2-22, S.Joseph-Day 1-5; **GB:** R.Gary 1-10, K.Brooks 1-6.

**INTERCEPTIONS - LAC:** None; **DET:** K.Joseph 1-0-0.

**INTERCEPTIONS - LAC:** None; **GB:** None.

#### STARTERS

WR.... K.Allen	OLB..... K.Mack	WR.... A.St. Brown	DE .... J.Cominsky
LT ..... R.Slater	DL..... A.Johnson	LT ..... T.Decker	DT..... A.McNeill
LG..... Z.Johnson	DL.S.Joseph-Day	LG..... J.Jackson	DT..... B.Jones
C..... W.Clapp	OLB..... J.Bosa	C..... F.Ragnow	DE .... J.Cominsky
RG .... J.Salyer	LB .... E.Kendricks	RG .... G.Glasgow	LB ..... D.Barnes
RT .... T.Pipkins III	LB .... K.Murray Jr.	RT .... P.Sewell	LB .... J.Campbell
TE..... D.Parham Jr.	DB ..... J.Taylor	TE..... S.LaPorta	LB .... A.Anzalone
TE..... N.Vannett	CB ..... D.Leonard	WR.... J.Williams	S..... B.Branch
WR.... Q.Johnston	S..... D.James Jr.	WR.... J.Reynolds	CB ..... C.Sutton
QB..... J.Herbert	S..... A.Gilman	QB.... J.Goff	CB ..... J.Jacobs
RB .... A.Ekeler	CB .. A.Samuel Jr.	RB .... D.Montgomery	S..... K.Joseph

#### STARTERS

WR.... K.Allen	OLB..... K.Mack	WR.... C.Watson	OLB..... P.Smith
LT ..... R.Slater	DL..... A.Johnson	LT ..... R.Walker	DE ..... K.Clark
LG..... Z.Johnson	DL.S.Joseph-Day	LG..... E.Jenkins	NT..... T.Slaton
C..... W.Clapp	OLB..... J.Bosa	C..... J.Myers	OLB..... R.Gary
RG .... J.Salyer	LB .... E.Kendricks	RG .... J.Runyan	ILB.... D.Campbell
RT .... T.Pipkins III	LB .... K.Murray Jr.	RT .... Z.Tom	ILB.... Q.Walker
TE..... S.Smartt	CB ..... M.Davis	TE..... L.Musgrave	CB ..... K.Nixon
WR.... A.Erickson	S..... D.James Jr.	WR.... J.Reed	CB .... C.Ballentine
WR.... Q.Johnston	S..... A.Gilman	WR.... R.Doubs	CB .... C.Valentine
QB.... J.Herbert	S..... D.Marlowe	QB.... J.Love	S..... J.Owens
RB .... A.Ekeler	CB .. A.Samuel Jr.	RB .... A.Jones	S..... A.Johnson

# 2023 GAME SUMMARIES

## WEEK 12 vs. BALTIMORE



### RAVENS 20 CHARGERS 10

Sunday, Nov. 26, 2023  
SoFi Stadium — Inglewood, Calif.



#### GAME STATISTICS

TEAM	1	2	3	4	OT	F
Baltimore	0	10	3	7	—	20
L.A. Chargers	3	0	0	7	—	10

#### SCORING SUMMARY

Team	Q	Time	Play
Chargers	1	9:03	C.Dicker 39 yd. Field Goal
Ravens	2	10:41	Z.Flowers 3 yd. pass from L.Jackson (J.Tucker kick)
Ravens	2	1:12	J.Tucker 42 yd. Field Goal
Ravens	3	10:53	J.Tucker 48 yd. Field Goal
Chargers	4	8:32	G.Everett 3 yd. pass from J.Herbert (C.Dicker kick)
Ravens	4	1:36	Z.Flowers 37 yd. run (J.Tucker kick)

#### TEAM STATISTICS

	BAL	LAC
FIRST DOWNS:	20	16
TOTAL NET YARDS:	361	279
NET RUSHING YARDS:	197	86
NET PASSING YARDS:	164	193
PENALTIES/YARDS:	5-42	5-41
3RD DOWN EFFICIENCY (%):	4-13 (30.8%)	7-15 (46.7%)
SCORING DRIVES (%):	4-11 (36.4%)	2-11 (18.2%)
PUNTS/AVERAGE:	3-40.3	3-52.0
SACKS/YARDS:	3/24	2/13
FUMBLES/LOST:	1/0	3/3
POINTS OFF TURNOVERS:	3	0
AVG. DRIVE START:	OWN 37	OWN 27
TIME OF POSSESSION:	33:23	26:37

#### INDIVIDUAL TOP PERFORMERS



##### PASSING

	CMP	ATT	YDS	TD	INT	RT
J.Herbert	29	44	217	1	1	75.7
L.Jackson	18	32	177	1	0	82.4

##### RUSHING

	ATT	YDS	AVG	LG	TD
J.Herbert	4	47	11.8	35	0
A.Ekeler	10	32	3.2	6	0
K.Mitchell	9	64	7.1	29	0
L.Jackson	11	39	3.5	8	0

##### RECEIVING

	REC	YDS	AVG	LG	TD
K.Allen	14	106	7.6	21	0
G.Everett	4	43	10.8	31	1
A.Ekeler	5	32	6.4	14	0
A.Erickson	1	17	17.0	17	0
I.Likely	4	40	10.0	18	0
O.Beckham Jr.	3	34	11.3	14	0
Z.Flowers	5	25	5.0	18	1
K.Mitchell	2	25	12.5	14	0

**TACKLES (SOLO) - LAC:** A.Gilman 9 (6), D.Leonard 7 (7), E.Kendricks 7 (4); **BAL:** R.Smith 8 (5), P.Queen 7 (5), B.Stephens 6 (6).

**SACKS - LAC:** K.Mack 2-13; **BAL:** J.Clowney 1-8, Jones 0.5-3.5, Madubiuke 0.5,3.5.

**INTERCEPTIONS - LAC:** None; **BAL:** A.Maulet 1-0-0.

##### STARTERS

WR.... K.Allen	OLB..... K.Mack	WR.... Z.Flowers	OLB.... K.Van Noy
LT..... R.Slater	DL..... A.Johnson	LT..... R.Stanley	DT.... J.Madubiuke
LG..... Z.Johnson	DL.S.Joseph-Day	LG..... J.Simpson	NT..... M.Pierce
C..... W.Clapp	DL..... N.Williams	C..... T.Linderbaum	OLB.... J.Clowney
RG.... J.Salyer	LB.... E.Kendricks	RG.... K.Zeitler	ILB..... R.Smith
RT.... T.Pipkins III	LB.... K.Murray Jr.	RT.... M.Moses	ILB..... P.Queen
TE.... D.Parham Jr.	CB.... D.Leonard	TE.... I.Likely	CB.... B.Stephens
WR.... Q.Johnston	S..... J.Hawkins	WR.... O.Beckham Jr.	CB..... R.Darby
WR.... J.Guyton	S..... D.James Jr.	WR.... R.Bateman	S..... G.Stone
QB.... J.Herbert	S..... A.Gilman	QB.... L.Jackson	S..... M.Williams
RB.... A.Ekeler	CB.. A.Samuel Jr.	RB.... K.Mitchell	S..... K.Hamilton

## WEEK 13 AT NEW ENGLAND



### CHARGERS 6 PATRIOTS 0

Sunday, Dec. 3, 2023  
Gillette Stadium — Foxborough, Mass.



#### GAME STATISTICS

TEAM	1	2	3	4	OT	F
L.A. Chargers	0	6	0	0	—	6
New England	0	0	0	0	—	0

#### SCORING SUMMARY

Team	Q	Time	Play
Chargers	2	9:09	C.Dicker 38 yd. Field Goal
Chargers	2	0:44	C.Dicker 38 yd. Field Goal

#### TEAM STATISTICS

	LAC	NE
FIRST DOWNS:	13	13
TOTAL NET YARDS:	241	257
NET RUSHING YARDS:	29	148
NET PASSING YARDS:	212	109
PENALTIES/YARDS:	4-20	3-14
3RD DOWN EFFICIENCY (%):	5-15 (33.3%)	4-14 (28.6%)
SCORING DRIVES (%):	2-11 (18.2%)	0-11 (0.0%)
PUNTS/AVERAGE:	8-45.9	7-45.9
SACKS/YARDS:	5/32	0/0
FUMBLES/LOST:	0/0	2/1
POINTS OFF TURNOVERS:	0	0
AVG. DRIVE START:	OWN 34	OWN 14
TIME OF POSSESSION:	28:50	31:10

#### INDIVIDUAL TOP PERFORMERS



##### PASSING

	CMP	ATT	YDS	TD	INT	RT
J.Herbert	22	37	212	0	0	75.5
B.Zappe	12	35	141	0	0	68.9

##### RUSHING

	ATT	YDS	AVG	LG	TD
A.Ekeler	14	18	1.3	4	0
J.Herbert	6	16	2.7	7	0
E.Elliott	17	52	3.1	8	0
R.Stevenson	9	39	4.3	9	0

##### RECEIVING

	REC	YDS	AVG	LG	TD
K.Allen	5	58	11.6	16	0
Q.Johnston	5	52	10.4	27	0
G.Everett	4	44	11.0	26	0
A.Erickson	1	23	23.0	23	0
D.Parker	4	64	16.0	27	0
E.Elliott	4	40	10.0	23	0
H.Henry	2	15	7.5	9	0
Reagor/Smith-Schuster	1	11	11.0	11	0

**TACKLES (SOLO) - LAC:** E.Kendricks 10 (6), D.James Jr. 9 (7), Murray Jr./Leonard 7 (5); **NE:** J.Bentley 8 (1), Ja.Tavai 7 (3), J.Jones 6 (4).

**SACKS - LAC:** K.Mack 2-18, D.James 1-8, J.Hollins 1-4, E.Kendricks 1-2; **NE:** None.

**INTERCEPTIONS - LAC:** None; **NE:** None.

##### STARTERS

WR.... K.Allen	OLB..... K.Mack	WR.... J.Smith-Schuster	LE..... K.White
LT..... R.Slater	DL..... A.Johnson	LT.... T.Brown	DL.... D.Godchaux
LG..... Z.Johnson	DL.S.Joseph-Day	LG..... C.Strange	RE..... L.Guy
C..... W.Clapp	DL.... T.Tuipulotu	OLB... D.Andrews	LB.... A.Jennings
RG.... J.Salyer	LB.... E.Kendricks	RG.... S.Sow	LB..... J.Bentley
RT.... T.Pipkins III	LB.... K.Murray Jr.	RT.... M.Onwenu	LB..... Ja.Tavai
TE.... G.Everett	CB.... M.Davis	TE.... H.Henry	DB..... J.Mills
WR.... D.Parham Jr.	S..... D.James Jr.	WR.... D.Parker	LCB..... J.Jones
WR.... Q.Johnston	S..... A.Gilman	WR.... T.Thorton	RCB.... J.Jackson
QB.... J.Herbert	DB..... E.Bassey	QB.... B.Zappe	S..... K.Dugger
RB.... A.Ekeler	CB.. A.Samuel Jr.	RB.... R.Stevenson	S..... J.Peppers



# 2023 GAME SUMMARIES

## WEEK 14 vs. DENVER



### BRONCOS 24 CHARGERS 7

Sunday, Dec. 10, 2023  
SoFi Stadium — Inglewood, Calif.



#### GAME STATISTICS

TEAM	1	2	3	4	OT	F
Denver	7	3	7	7	—	24
L.A. Chargers	0	0	0	7	—	7

#### SCORING SUMMARY

Team	Q	Time	Play
Broncos	1	4:55	J.Williams 3 yd. run (W.Lutz kick)
Broncos	2	0:05	W.Lutz 23 yd. Field Goal
Broncos	3	5:55	C.Sutton 46 yd. pass from R.Wilson (W.Lutz kick)
Chargers	4	10:37	A.Ekeler 3 yd. run (C.Dicker kick)
Broncos	4	3:11	A.Trautman 10 yd. pass from R.Wilson (W.Lutz kick)

#### TEAM STATISTICS

	DEN	LAC
FIRST DOWNS:	19	17
TOTAL NET YARDS:	322	283
NET RUSHING YARDS:	106	76
NET PASSING YARDS:	216	207
PENALTIES/YARDS:	4-26	2-10
3RD DOWN EFFICIENCY (%):	8-17 (47.1%)	0-12 (0.9%)
SCORING DRIVES (%):	4-13 (30.8%)	1-13 (0.8%)
PUNTS/AVERAGE:	7-44.7	5-57.4
SACKS/YARDS:	6/68	2/8
FUMBLES/LOST:	0/0	2/1
POINTS OFF TURNOVERS:	7	0
AVG. DRIVE START:	OWN 35	OWN 23
TIME OF POSSESSION:	33:29	26:31

#### INDIVIDUAL TOP PERFORMERS



##### PASSING

	CMP	ATT	YDS	TD	INT	RT		CMP	ATT	YDS	TD	INT	RT
E.Stick	13	24	179	0	0	78.3	R.Wilson	21	33	224	2	1	91.0
J.Herbert	9	17	96	0	1	45.2							

##### RUSHING

	ATT	YDS	AVG	LG	TD		ATT	YDS	AVG	LG	TD
A.Ekeler	10	50	5.1	9	1	J.Williams	17	66	3.9	20	1
I.Spiller	6	19	3.2	6	0	J.McLaughlin	5	25	5.0	9	0

##### RECEIVING

	REC	YDS	AVG	LG	TD		REC	YDS	AVG	LG	TD
Q.Johnston	3	91	30.3	57	0	C.Sutton	3	62	20.7	46	1
K.Allen	6	68	11.3	22	0	S.Perine	5	36	7.2	9	0
A.Ekeler	5	49	9.8	18	0	L.Krull	1	35	35.0	35	0
G.Everett	5	39	7.8	12	0	J.Williams	3	25	8.3	14	0

**TACKLES (SOLO) - LAC:** K.Murray Jr. 12 (9), D.James Jr. 11 (8), A.Gilman 8 (6); **DEN:** A.Singleton 14 (10), J.Jewell 9 (4), P.Locke 7 (2).

**SACKS - LAC:** E.Kendricks 1-8, K.Murray Jr. 1-0; **DEN:** P.Locke 1-16, J.Simmons 1-15, A.Singleton 1-11, J.McMillian 1-10, J.Jewell 1-6.

**INTERCEPTIONS - LAC:** M.Davis 1-0-0; **DEN:** J.Cooper 1-4-0.

##### STARTERS

WR.... K.Allen	OLB.....K.Mack	WR.... C.Sutton	WLB.B.Browning
LT..... R.Slater	DL..... A.Johnson	LT..... G.Bolles	NT..... D.Jones
LG..... Z.Johnson	DL.S.Joseph-Day	LG..... B.Powers	DL..... M.Purcell
C..... W.Clapp	OLB...T.Tuipulotu	C..... L.Cushenberry	DE..... Z.Allen
RG.... J.Salyer	LB.... E.Kendricks	RG.... Q.Meinerz	SILB.... J.Cooper
RT.... T.Pipkins III	LB.... K.Murray Jr.	RT.... M.McGlinchey	ILB.... J.Jewell
TE.... G.Everett	CB..... M.Davis	TE.... A.Troutman	ILB... A.Singleton
TE.... N.Vannett	S.....J.Hawkins	WR.... L.Humphrey	LCB.... P.Surtain
WR.... A.Erickson	S.....D.James Jr.	WR.... M.Mims	RCB.... F.Moreau
QB.... J.Herbert	S..... A.Gilman	QB.... R.Wilson	RCB.... P.Locke
RB.... A.Ekeler	CB ..A.Samuel Jr.	RB.... J.Williams	LS..... J.Simmons

## WEEK 15 AT LAS VEGAS



### RAIDERS 63 CHARGERS 21

Thursday, Dec. 14, 2023  
SoFi Stadium — Inglewood, Calif.



#### GAME STATISTICS

TEAM	1	2	3	4	OT	F
L.A. Chargers	0	0	7	14	—	21
Las Vegas	21	21	14	7	—	63

#### SCORING SUMMARY

Team	Q	Time	Play
Raiders	1	8:10	Z.White 1 yd. run (D.Carlson kick)
Raiders	1	4:41	T.Tucker 30 yd. pass from A.O'Connell (D.Carlson kick)
Raiders	1	3:07	J.Meyers 22 yd. pass from A.O'Connell (D.Carlson kick)
Raiders	2	9:15	M.Mayer 11 yd. pass from A.O'Connell (D.Carlson kick)
Raiders	2	3:50	B.Bolden 26 yd. run (D.Carlson kick) (6-65, 3:31)
Raiders	2	0:31	T.Tucker 20 yd. pass from A.O'Connell (D.Carlson kick)
Raiders	3	10:42	D.Adams 3 yd. pass from J.Meyers (D.Carlson kick)
Chargers	3	10:27	J.Palmer 79 yd. pass from E.Stick (C.Dicker kick)
Raiders	3	0:00	J.Jenkins 44 yd. fumble return (D.Carlson kick)
Raiders	4	14:31	J.Jones 16 yd. interception return (D.Carlson kick)
Chargers	4	8:39	A.Erickson 13 yd. pass from E.Stick (C.Dicker kick)
Chargers	4	2:38	Q.Johnston 6 yd. pass from E.Stick (C.Dicker kick)

#### TEAM STATISTICS

	LAC	LV
FIRST DOWNS:	18	20
TOTAL NET YARDS:	326	378
NET RUSHING YARDS:	92	124
NET PASSING YARDS:	234	254
PENALTIES/YARDS:	6-65	4-30
3RD DOWN EFFICIENCY (%):	6-12 (50.0%)	9-16 (56.3%)
SCORING DRIVES (%):	3-15 (20.0%)	7-13 (53.8%)
PUNTS/AVERAGE:	5-49.2	6-51.7
SACKS/YARDS:	1/6	3/23
FUMBLES/LOST:	5/4	0/0
POINTS OFF TURNOVERS:	0	35
AVG. DRIVE START:	OWN 24	OWN 38
TIME OF POSSESSION:	30:09	29:51

#### INDIVIDUAL TOP PERFORMERS



##### PASSING

	CMP	ATT	YDS	TD	INT	RT		CMP	ATT	YDS	TD	INT	RT
E.Stick	23	32	257	3	1	113.7	A.O'Connell	20	34	248	4	0	120.7

##### RUSHING

	ATT	YDS	AVG	LG	TD		ATT	YDS	AVG	LG	TD
I.Spiller	16	50	3.1	8	0	Z.White	17	69	4.1	15	1
J.Kelley	5	22	4.4	11	0	A.Abdullah	6	32	5.3	9	0

##### RECEIVING

	REC	YDS	AVG	LG	TD		REC	YDS	AVG	LG	TD
J.Palmer	4	113	28.3	79	1	D.Adams	8	101	12.6	24	1
G.Everett	5	41	8.2	13	0	T.Tucker	3	59	19.7	30	2
A.Ekeler	4	29	7.3	12	0	M.Mayer	4	39	9.8	13	1
Q.Johnston	2	23	11.5	17	1	J.Meyers	2	32	16.0	22	1

**TACKLES (SOLO) - LAC:** E.Kendricks 12 (9), A.Johnson 8 (5), M.Davis 6 (5); **LV:** D.Deablo 12 (7), J.Jones 5 (4), Crosby/Robertson/Bennett 4 (2).

**SACKS - LAC:** E.Kendricks 1-6; **LV:** M.Koonce 2-16, J.Tillery 1-7.

**INTERCEPTIONS - LAC:** None; **LV:** J.Jones 1-16-1.

##### STARTERS

WR.... Q.Johnston	OLB.....K.Mack	WR.... A.O'Connell	DE.... J.Robinson
LT..... R.Slater	DL..... A.Johnson	LT..... T.Munford	DT..... J.Tillery
LG..... Z.Johnson	DL.S.Joseph-Day	LG..... J.Meredith	DT..... J.Jenkins
C..... W.Clapp	DL..... M.Fox	C..... D.Parham	DT..... B.Nichols
RG.... J.Salyer	OLB...T.Tuipulotu	RG.... G.Van Roten	DE.... M.Crosby
RT.... T.Pipkins III	LB.... E.Kendricks	RT.... J.Elumunor	LB.... R.Spillane
TE.... G.Everett	LB.... K.Murray Jr.	TE.... M.Mayer	LB..... D.Deablo
TE.... N.Vannett	CB..... M.Davis	FB.... J.Johnson	CB ..A.Robertson
WR.... J.Guyton	S.....D.James Jr.	WR.... J.Meyers	CB..... N.Hobbs
QB.... E.Stick	S..... A.Gilman	QB.... A.O'Connell	S..... T.Moehrig
RB.... A.Ekeler	CB ..A.Samuel Jr.	RB.... Z.White	S..... M.Epps

# 2023 GAME SUMMARIES

## WEEK 16 vs. BUFFALO



**BILLS 24**  
**CHARGERS 22**



Saturday, Dec. 23, 2023  
SoFi Stadium – Inglewood, Calif.

### GAME STATISTICS

TEAM	1	2	3	4	OT	F
Buffalo	0	14	7	3	—	24
L.A. Chargers	3	7	3	9	—	22

### SCORING SUMMARY

Team	Q	Time	Play
Chargers	1	6:32	C.Dicker 20 yd. Field Goal
Chargers	2	13:49	E.Stick 1 yd. run (C.Dicker kick)
Bills	2	9:02	G.Davis 57 yd. pass from J.Allen (T.Bass kick)
Bills	2	0:38	J.Allen 2 yd. run (T.Bass kick)
Chargers	3	7:22	C.Dicker 40 yd. Field Goal
Bills	3	1:28	J.Allen 1 yd. run (T.Bass kick)
Chargers	4	12:36	C.Dicker 47 yd. Field Goal
Chargers	4	7:19	C.Dicker 45 yd. Field Goal
Chargers	4	5:26	C.Dicker 53 yd. Field Goal
Bills	4	0:28	T.Bass 29 yd. Field Goal

### TEAM STATISTICS

	BUF	LAC
FIRST DOWNS:	16	18
TOTAL NET YARDS:	335	273
NET RUSHING YARDS:	105	98
NET PASSING YARDS:	230	175
PENALTIES/YARDS:	7-64	6-29
3RD DOWN EFFICIENCY (%):	5-10 (50.0%)	4-14 (28.6%)
SCORING DRIVES (%):	4-10 (40.0%)	6-12 (50.0%)
PUNTS/AVERAGE:	4-52.3	4-50.0
SACKS/YARDS:	5/40	1/7
FUMBLES/LOST:	3/2	0/0
POINTS OFF TURNOVERS:	0	13
AVG. DRIVE START:	OWN 26	OWN 31
TIME OF POSSESSION:	:26:56	:33:04

### INDIVIDUAL TOP PERFORMERS



#### PASSING

	CMP	ATT	YDS	TD	INT	RT		CMP	ATT	YDS	TD	INT	RT
E.Stick	23	33	215	0	0	87.3	J.Allen	15	21	237	1	1	104.7

#### RUSHING

	ATT	YDS	AVG	LG	TD		ATT	YDS	AVG	LG	TD
A.Ekeler	15	65	4.3	10	0	J.Cook	20	70	3.5	10	0
E.Stick	7	25	3.6	21	0	L.Fournette	5	20	4.0	9	0

#### RECEIVING

	REC	YDS	AVG	LG	TD		REC	YDS	AVG	LG	TD
J.Palmer	5	47	9.4	19	0	G.Davis	4	130	32.5	57	1
G.Everett	7	42	6.0	15	0	S.Diggs	5	29	5.8	11	0
A.Erickson	2	36	18.0	23	0	K.Shakir	3	45	15.0	16	0
G.Johnston	2	29	14.5	21	0	D.Knox	2	26	13.0	17	0

**TACKLES (SOLO) - LAC:** D.James Jr. 8 (4), Hawkins/Johnson/Tuipulotu 5 (4); **BUF:** T.Rapp 9 (7), Ta.Johnson 7 (6), Benford/Bernard 7 (5).

**SACKS - LAC:** E.Kendricks 0.5-3.5, T.Tuipulotu 0.5-3.5; **BUF:** E.Oliver 2-16, R.Douglas 1-10, T.Bernard 1-8, P.Ford 1-6.

**INTERCEPTIONS - LAC:** A.Gilman 1-0-0; **BUF:** None.

#### STARTERS

WR.....J.Palmer	OLB.....K.Mack	WR....S.Diggs	DE.....L.Floyd
LT.....R.Slater	DL.....A.Johnson	LT.....D.Dawkins	DT.....E.Oliver
LG.....Z.Johnson	DL.....N.Williams	LG.....C.McGovern	DT.....T.Settle
C.....B.Jaimes	DL.....M.Fox	C.....M.Morse	DE...G.Rousseau
RG.....J.Salyer	OLB...T.Tuipulotu	RG.....O.Torrence	WLB.....T.Dodson
RT.....T.Pipkins III	LB....K.Murray Jr.	RT.....S.Brown	MLB....T.Bernard
TE.....G.Everett	CB.....M.Davis	TE.....D.Knox	CB.....R.Douglas
WR....Q.Johnston	S.....D.James Jr.	WR....G.Davis	NCB..Ta.Johnson
WR....D.Davis	S.....A.Gilman	WR....K.Shakir	CB.....C.Benford
QB....E.Stick	S.....J.Hawkins	QB.....J.Allen	S.....T.Rapp
RB....A.Ekeler	CB..A.Samuel Jr.	RB.....J.Cook	S.....J.Poyer

# 2023 LOS ANGELES CHARGERS NUMERICAL ROSTER

## ACTIVE ROSTER

No.	Name	Pos.	Ht.	Wt.	Age	Exp.	College	Hometown	How Acq.
0	Daiyan Henley	LB	6-0	225	24	R	Washington State	Los Angeles, Calif.	D3-'23
1	Quentin Johnston	WR	6-2	208	22	R	TCU	Temple, Texas	D1-'23
2	Easton Stick	QB	6-1	224	28	5	North Dakota State	Omaha, Neb.	D5-'19
3	Derwin James Jr.	S	6-2	215	27	6	Florida State	Haines City, Fla.	D1-'18
4	Will Grier	QB	6-1	220	28	5	West Virginia	Charlotte, N.C.	PS (NE)-'23
5	Joshua Palmer	WR	6-1	210	24	3	Tennessee	Brampton, Ontario, Canada	D3a-'21
6	Eric Kendricks	LB	6-0	232	31	9	UCLA	Fresno, Calif.	FA-'23
7	Gerald Everett	TE	6-3	240	29	7	South Alabama	Atlanta, Ga.	UFA (Sea)-'22
9	Kenneth Murray Jr.	LB	6-2	241	25	4	Oklahoma	Houston, Texas	D1b-'20
11	Cameron Dicker	K	6-1	216	23	2	Texas	Austin, Texas	FA-'22
12	Derius Davis	WR	5-8	165	23	R	TCU	St. Francisville, La.	D4-'23
13	Keenan Allen	WR	6-2	211	31	11	California	Greensboro, N.C.	D3-'13
15	Jalen Guyton	WR	6-1	212	26	4	North Texas	Allen, Texas	FA-'19
16	JK Scott	P	6-5	208	28	5	Alabama	Denver, Colo.	FA-'22
20	Dean Marlowe	S	6-1	205	31	8	James Madison	Queens, N.Y.	FA-'23
22	JT Woods	S	6-2	193	23	2	Baylor	San Antonio, Texas	D3-'22
24	AJ Finley	S	6-0	188	22	R	Mississippi	Mobile, Ala.	FA-'23
25	Joshua Kelley	RB	5-11	212	26	4	UCLA	Lancaster, Calif.	D4-'20
26	Asante Samuel Jr.	CB	5-10	180	24	3	Florida State	Fort Lauderdale, Fla.	D2-'21
27	Essang Bassey	CB	5-10	190	25	4	Wake Forest	Columbus, Ga.	W (Den)-'23
28	Isaiah Spiller	RB	6-1	215	22	2	Texas A&M	Spring, Texas	D4-'22
30	Austin Ekeler	RB	5-10	200	28	7	Western State Colorado	Eaton, Colo.	FA-'17
31	Nick Niemann	LB	6-3	234	26	3	Iowa	Sycamore, Ill.	D6a-'21
32	Alohi Gilman	S	5-10	201	26	4	Notre Dame	Laie, Hawaii	D6-'20
33	Deane Leonard	DB	6-0	195	24	2	Mississippi	Calgary, Alberta, Canada	D7a-'22
36	Ja'Sir Taylor	DB	5-10	185	24	2	Wake Forest	Asbury Park, N.J.	D6b-'22
37	Jaylinn Hawkins	S	6-1	208	26	4	California	Buena Park, Calif.	W (Atl)-'23
43	Michael Davis	CB	6-2	196	28	7	Brigham Young	Glendale, Calif.	FA-'17
45	Tuli Tuipulotu	OLB	6-3	266	21	R	Southern California	Hawthorne, Calif.	D2-'23
47	Josh Harris	LS	6-1	224	34	12	Auburn	Carrollton, Ga.	UFA (Atl)-'22
52	Khalil Mack	OLB	6-3	269	32	10	Buffalo	Fort Pierce, Fla.	T (Chi)-'22
53	Blake Lynch	LB	6-3	225	26	3	Baylor	Gilmer, Texas	FA-'23
56	Morgan Fox	DL	6-3	275	29	7	Colorado State-Pueblo	Fountain, Colo.	FA-'22
57	Amen Ogbongbemiga	LB	6-0	231	25	3	Oklahoma State	Calgary, Alberta, Canada	FA-'21
58	Justin Hollins	OLB	6-5	248	27	5	Oregon	Arlington, Texas	PS (NYG)-'23
64	Brenden James	OL	6-5	300	24	3	Nebraska	Austin, Texas	D5-'21
66	Cameron Tom	C	6-4	300	28	6	Southern Mississippi	Baton Rouge, La.	FA-'23
68	Jamaree Salyer	OL	6-4	325	23	2	Georgia	Atlanta, Ga.	D6a-'22
70	Rashawn Slater	T	6-4	315	24	3	Northwestern	Sugar Land, Texas	D1-'21
71	Jordan McFadden	OL	6-2	303	24	R	Clemson	Spartanburg, S.C.	D5-'23
73	Foster Sarell	T	6-6	322	25	2	Stanford	Tacoma, Wash.	FA-'21
77	Zion Johnson	G	6-3	316	24	2	Boston College	Bowie, Md.	D1-'22
79	Trey Pipkins III	T	6-6	307	27	5	Sioux Falls	Apple Valley, Minn.	D3-'19
82	Alex Erickson	WR	6-0	195	31	7	Wisconsin	Madison, Wis.	FA-'23
83	Nick Vannett	TE	6-5	257	30	8	Ohio State	Westerville, Ohio	FA-'23
84	Stone Smartt	TE	6-4	226	25	2	Old Dominion	Sacramento, Calif.	FA-'22
89	Donald Parham Jr.	TE	6-8	237	26	4	Stetson	Lakeland, Fla.	FA-'20
92	Andrew Farmer II	OLB	6-4	250	23	R	Lane (Tenn.)	Jacksonville, Fla.	FA-'23
93	Otito Ogbonnia	DL	6-4	320	23	2	UCLA	Houston, Texas	D5-'22
95	Nick Williams	DL	6-4	310	33	9	Samford	Birmingham, Ala.	FA-'23
98	Austin Johnson	DL	6-4	314	29	8	Penn State	Galloway, N.J.	UFA (NYG)-'22
99	Scott Matlock	DL	6-4	296	23	R	Boise State	Homedale, Idaho	D6-'23

## PRACTICE SQUAD

No.	Name	Pos.	Ht.	Wt.	Age	Exp.	College	Hometown	How Acq.
23	Matt Hankins	CB	5-11	185	24	1	Iowa	Lewisville, Texas	FA-'23
35	Terrell Bynum	WR	6-0	188	25	1	Southern California	Long Beach, Calif.	FA-'23
38	Chris Wilcox	CB	6-2	195	26	R	Brigham Young	Fontana, Calif.	FA-'23
40	Stephen Anderson	TE	6-2	230	30	6	California	San Jose, Calif.	FA-'23
42	Elijah Dotson	RB	5-9	202	24	R	Northern Colorado	Sacramento, Calif.	FA-'23
48	Hunter Kampmoyer	TE	6-4	243	25	1	Oregon	Bishop, Calif.	FA-'21
59	Ty Shelby	OLB	6-3	249	25	1	Louisiana-Monroe	Houston, Texas	FA-'22
65	Brent Laing	C	6-3	304	24	R	Minnesota Duluth	Lakeville, Minn.	FA-'23
67	CJ Okoye	DL	6-6	315	22	R	-	Abuja, Nigeria	FA-'23
72	Jerrrod Clark	DL	6-3	334	24	R	Coastal Carolina	Dorchester, Mass.	FA-'23
75	Austen Pleasants	G/T	6-7	330	26	1	Ohio	Ironton, Ohio	FA-'23
86	Keelan Doss	WR	6-3	215	27	2	UC Davis	Alameda, Calif.	FA-'22
87	Simi Fehoko	WR	6-4	218	26	3	Stanford	Salt Lake City, Utah	PS (Pit)-'23
90	Brevin Allen	OLB	6-3	265	23	R	Campbell	Greensboro, N.C.	FA-'23
91	Christopher Hinton	DL	6-4	310	23	1	Michigan	Johns Creek, Ga.	FA-'22
96	Christian Covington	DL	6-2	300	30	9	Rice	Vancouver, British Columbia, Canada	FA-'23

## RESERVE/INJURED

No.	Name	Pos.	Ht.	Wt.	Age	Exp.	College	Hometown	How Acq.
10	Justin Herbert	QB	6-6	236	25	4	Oregon	Eugene, Ore.	D1a-'20
35	Amechi Uzodinma	CB	5-11	189	23	R	Ball State	Orlando, Fla.	FA-'23
41	Raheem Layne	S	5-11	192	24	2	Indiana	Deland, Fla.	FA-'22
62	Andrew Trainer	T	6-7	320	26	2	William & Mary	Alexandria, Va.	FA-'22
76	Will Clapp	C/G	6-5	311	28	6	Louisiana State	New Orleans, La.	FA-'22
78	Zack Bailey	G/T	6-5	300	28	2	South Carolina	Summerville, S.C.	W (Was)-'22
81	Mike Williams	WR	6-4	218	29	7	Clemson	Santee, S.C.	D1-'17
94	Chris Rumph II	OLB	6-2	244	25	3	Duke	Gainesville, Fla.	D4-'21

## RESERVE/INJURED; DESIGNATED FOR RETURN

No.	Name	Pos.	Ht.	Wt.	Age	Exp.	College	Hometown	How Acq.
44	Tanner Muse	LB	6-2	227	27	4	Clemson	Belmont, N.C.	W (Pit)-'23
97	Joey Bosa	OLB	6-5	280	28	8	Ohio State	Fort Lauderdale, Fla.	D1-'16

## RESERVE/NON-FOOTBALL ILLNESS

No.	Name	Pos.	Ht.	Wt.	Age	Exp.	College	Hometown	How Acq.
63	Corey Linsley	C	6-3	301	32	10	Ohio State	Boardman, Ohio	UFA (GB)-'21

# 2023 LOS ANGELES CHARGERS ALPHABETICAL ROSTER

## ACTIVE ROSTER

No.	Name	Pos.	Ht.	Wt.	DOB	Exp.	College	Hometown	How Acq.
13	Allen, Keenan	WR	6-2	211	4/27/92	11	California	Greensboro, N.C.	D3-'13
27	Bassey, Essang	CB	5-10	190	8/12/98	4	Wake Forest	Columbus, Ga.	W (Den)-'23
12	Davis, Derius	WR	5-8	165	9/11/00	R	TCU	St. Francisville, La.	D4-'23
43	Davis, Michael	CB	6-2	196	1/6/95	7	Brigham Young	Glendale, Calif.	FA-'17
15	Dicker, Cameron	K	6-1	216	5/6/00	2	Texas	Austin, Texas	FA-'22
30	Ekeker, Austin	RB	5-10	200	5/17/95	7	Western State Colorado	Eaton, Colo.	FA-'17
82	Erickson, Alex	WR	6-0	195	11/6/92	7	Wisconsin	Madison, Wis.	FA-'23
7	Everett, Gerald	TE	6-3	240	6/25/94	7	South Alabama	Atlanta, Ga.	UFA (Sea)-'22
92	Farmer II, Andrew	OLB	6-4	250	4/19/00	R	Lane (Tenn.)	Jacksonville, Fla.	FA-'23
24	Finley, AJ	S	6-0	188	9/14/01	R	Mississippi	Mobile, Ala.	FA-'23
56	Fox, Morgan	DL	6-3	275	9/12/94	7	Colorado State-Pueblo	Fountain, Colo.	FA-'22
32	Gilman, Alohi	S	5-10	201	9/17/97	4	Notre Dame	Laie, Hawaii	D6-'20
4	Grier, Will	QB	6-1	220	4/3/95	5	West Virginia	Charlotte, N.C.	PS (NE)-'23
15	Guyton, Jalen	WR	6-1	212	6/7/97	4	North Texas	Allen, Texas	FA-'19
47	Harris, Josh	LS	6-1	224	4/27/89	12	Auburn	Carrollton, Ga.	UFA (Atl)-'22
37	Hawkins, Jaylinn	S	6-1	208	8/27/97	4	California	Buena Park, Calif.	W (Atl)-'23
0	Henley, Daiyan	LB	6-0	225	11/18/99	R	Washington State	Los Angeles, Calif.	D3-'23
58	Hollins, Justin	OLB	6-5	248	1/15/96	5	Oregon	Arlington, Texas	PS (NYG)-'23
64	Jaimes, Brenden	OL	6-5	300	5/28/99	3	Nebraska	Austin, Texas	D5-'21
3	James Jr., Derwin	S	6-2	215	8/3/96	6	Florida State	Haines City, Fla.	D1-'18
98	Johnson, Austin	DL	6-4	314	5/8/94	8	Penn State	Galloway, N.J.	UFA (NYG)-'22
77	Johnson, Zion	G	6-3	316	11/18/99	2	Boston College	Bowie, Md.	D1-'22
1	Johnston, Quentin	WR	6-2	208	9/6/01	R	TCU	Temple, Texas	D1-'23
25	Kelley, Joshua	RB	5-11	212	11/20/97	4	UCLA	Lancaster, Calif.	D4-'20
6	Kendricks, Eric	LB	6-0	232	2/29/92	9	UCLA	Fresno, Calif.	FA-'23
33	Leonard, Deane	DB	6-0	195	11/20/99	2	Mississippi	Calgary, Alberta, Canada	D7a-'22
53	Lynch, Blake	LB	6-3	225	2/14/97	3	Baylor	Gilmer, Texas	FA-'23
52	Mack, Khalil	OLB	6-3	269	2/22/91	10	Buffalo	Fort Pierce, Fla.	T (Chi)-'22
20	Marlowe, Dean	S	6-1	205	7/25/92	8	James Madison	Queens, N.Y.	FA-'23
99	Matlock, Scott	DL	6-4	296	6/28/00	R	Boise State	Homedale, Idaho	D6-'23
71	McFadden, Jordan	OL	6-2	303	11/16/99	R	Clemson	Spartanburg, S.C.	D5-'23
9	Murray Jr., Kenneth	LB	6-2	241	11/16/98	4	Oklahoma	Houston, Texas	D1b-'20
31	Niemann, Nick	LB	6-3	234	12/2/97	3	Iowa	Sycamore, Ill.	D6a-'21
57	Ogbongbemiga, Amen	LB	6-0	231	9/4/98	3	Oklahoma State	Calgary, Alberta, Canada	FA-'21
93	Ogbonnia, Otitio	DL	6-4	320	8/25/00	2	UCLA	Houston, Texas	D5-'22
5	Palmer, Joshua	WR	6-1	210	9/22/99	3	Tennessee	Brampton, Ontario, Canada	D3a-'21
89	Parham Jr., Donald	TE	6-8	237	8/16/97	4	Stetson	Lakeland, Fla.	FA-'20
79	Pipkins III, Trey	T	6-6	307	9/5/96	5	Sioux Falls	Apple Valley, Minn.	D3-'19
68	Salyer, Jamaree	OL	6-4	325	7/13/00	2	Georgia	Atlanta, Ga.	D6a-'22
26	Samuel Jr., Asante	CB	5-10	180	10/3/99	3	Florida State	Fort Lauderdale, Fla.	D2-'21
73	Sarell, Foster	T	6-6	322	8/28/98	2	Stanford	Tacoma, Wash.	FA-'21
16	Scott, JK	P	6-5	208	10/30/95	5	Alabama	Denver, Colo.	FA-'22
70	Slater, Rashawn	T	6-4	315	3/26/99	3	Northwestern	Sugar Land, Texas	D1-'21
84	Smartt, Stone	TE	6-4	226	10/4/98	2	Old Dominion	Sacramento, Calif.	FA-'22
28	Spiller, Isaiah	RB	6-1	215	8/9/01	2	Texas A&M	Spring, Texas	D4-'22
2	Stick, Easton	QB	6-1	224	9/15/95	5	North Dakota State	Omaha, Neb.	D5-'19
36	Taylor, Ja'Sir	DB	5-10	185	1/8/99	2	Wake Forest	Asbury Park, N.J.	D6b-'22
66	Tom, Cameron	C	6-4	300	6/21/95	6	Southern Mississippi	Baton Rouge, La.	FA-'23
45	Tuipulotu, Tuli	OLB	6-3	266	9/3/02	R	Southern California	Hawthorne, Calif.	D2-'23
83	Vannett, Nick	TE	6-5	257	3/6/93	8	Ohio State	Westerville, Ohio	FA-'23
95	Williams, Nick	DL	6-4	310	2/21/90	9	Samford	Birmingham, Ala.	FA-'23
22	Woods, JT	S	6-2	193	6/10/00	2	Baylor	San Antonio, Texas	D3-'22

## PRACTICE SQUAD

No.	Name	Pos.	Ht.	Wt.	DOB	Exp.	College	Hometown	How Acq.
90	Allen, Brevin	OLB	6-3	265	9/22/00	R	Campbell	Greensboro, N.C.	FA-'23
40	Anderson, Stephen	TE	6-2	230	1/30/93	6	California	San Jose, Calif.	FA-'23
35	Bynum, Terrell	WR	6-0	188	8/3/98	R	Southern California	Long Beach, Calif.	FA-'23
72	Clark, Jerrod	DL	6-3	334	11/16/99	R	Coastal Carolina	Dorchester, Mass.	FA-'23
96	Covington, Christian	DL	6-2	300	10/16/93	8	Rice	Vancouver, British Columbia, Canada	FA-'21
86	Doss, Keelan	WR	6-3	215	3/21/96	2	UC Davis	Alameda, Calif.	FA-'22
42	Dotson, Elijah	RB	5-9	202	1/19/99	R	Northern Colorado	Sacramento, Calif.	FA-'23
87	Fehoko, Simi	WR	6-4	218	11/5/97	3	Stanford	Salt Lake City, Utah	PS (Pit)-'23
23	Hankins, Matt	CB	5-11	185	2/22/99	1	Iowa	Lewisville, Texas	FA-'23
91	Hinton, Christopher	DL	6-4	310	9/14/00	1	Michigan	Johns Creek, Ga.	FA-'22
48	Kampmoyer, Hunter	TE	6-4	243	2/6/98	R	Oregon	Bishop, Calif.	FA-'21
65	Laing, Brent	C	6-3	304	6/3/99	1	Minnesota Duluth	Lakeville, Minn.	FA-'23
67	Okoye, CJ	DL	6-6	315	10/20/01	R	—	Abuja, Nigeria	FA-'23
75	Pleasants, Austen	G/T	6-7	330	8/22/97	1	Ohio	Ironton, Ohio	FA-'23
59	Shelby, Ty	OLB	6-3	249	10/14/98	1	Louisiana-Monroe	Houston, Texas	FA-'22
38	Wilcox, Chris	CB	6-2	195	10/30/97	1	Brigham Young	Fontana, Calif.	FA-'23

## RESERVE/INJURED

No.	Name	Pos.	Ht.	Wt.	DOB	Exp.	College	Hometown	How Acq.
78	Bailey, Zack	G/T	6-5	300	11/8/95	2	South Carolina	Summerville, S.C.	W (Was)-'22
76	Clapp, Will	C/G	6-5	311	12/10/95	6	Louisiana State	New Orleans, La.	FA-'22
10	Herbert, Justin	QB	6-6	236	3/10/98	4	Oregon	Eugene, Ore.	D1a-'20
41	Layne, Raheem	S	5-11	192	7/2/99	2	Indiana	Deland, Fla.	FA-'22
94	Rumph II, Chris	OLB	6-2	244	10/19/98	3	Duke	Gainesville, Fla.	D4-'21
62	Trainer, Andrew	T	6-7	320	12/18/97	2	William & Mary	Alexandria, Va.	FA-'22
35	Uzodinma, Amechi	CB	5-11	189	6/1/00	R	Ball State	Orlando, Fla.	FA-'23
81	Williams, Mike	WR	6-4	218	10/4/94	7	Clemson	Santee, S.C.	D1-'17

## RESERVE/INJURED; DESIGNATED FOR RETURN

No.	Name	Pos.	Ht.	Wt.	DOB	Exp.	College	Hometown	How Acq.
97	Bosa, Joey	OLB	6-5	280	7/11/95	8	Ohio State	Fort Lauderdale, Fla.	D1-'16
44	Muse, Tanner	LB	6-2	227	9/6/96	4	Clemson	Belmont, N.C.	W (Pit)-'23

## RESERVE/NON-FOOTBALL ILLNESS

No.	Name	Pos.	Ht.	Wt.	DOB	Exp.	College	Hometown	How Acq.
63	Linsley, Corey	C	6-3	301	7/27/91	10	Ohio State	Boardman, Ohio	UFA (GB)-'21

# 2023 LOS ANGELES CHARGERS POSITION ROSTER

## QUARTERBACKS (2)

No.	Name	Pos.	Ht.	Wt.	Age	Exp.	College	Hometown	How Acq.
2	Easton Stick	QB	6-1	224	28	5	North Dakota State	Omaha, Neb.	D5-'19
4	Will Grier	QB	6-1	220	28	5	West Virginia	Charlotte, N.C.	PS (NE)-'23

## RUNNING BACKS (3)

No.	Name	Pos.	Ht.	Wt.	Age	Exp.	College	Hometown	How Acq.
25	Joshua Kelley	RB	5-11	212	26	4	UCLA	Lancaster, Calif.	D4-'20
28	Isaiah Spiller	RB	6-1	215	22	2	Texas A&M	Spring, Texas	D4-'22
30	Austin Ekeler	RB	5-10	200	28	7	Western State Colorado	Eaton, Colo.	FA-'17

## WIDE RECEIVERS (6)

No.	Name	Pos.	Ht.	Wt.	Age	Exp.	College	Hometown	How Acq.
1	Quentin Johnston	WR	6-2	208	22	R	TCU	Temple, Texas	D1-'23
5	Joshua Palmer	WR	6-1	210	24	3	Tennessee	Brampton, Ontario, Canada	D3a-'21
12	Derius Davis	WR	5-8	165	23	R	TCU	St. Francisville, La.	D4-'23
13	Keenan Allen	WR	6-2	211	31	11	California	Greensboro, N.C.	D3-'13
15	Jalen Guyton	WR	6-1	212	26	4	North Texas	Allen, Texas	FA-'19
82	Alex Erickson	WR	6-0	195	31	7	Wisconsin	Madison, Wis.	FA-'23

## TIGHT ENDS (4)

No.	Name	Pos.	Ht.	Wt.	Age	Exp.	College	Hometown	How Acq.
7	Gerald Everett	TE	6-3	240	29	7	South Alabama	Atlanta, Ga.	UFA (Sea)-'22
83	Nick Vannett	TE	6-5	257	30	8	Ohio State	Westerville, Ohio	FA-'23
84	Stone Smartt	TE	6-4	226	25	2	Old Dominion	Sacramento, Calif.	FA-'22
89	Donald Parham Jr.	TE	6-8	237	26	4	Stetson	Lakeland, Fla.	FA-'20

## OFFENSIVE LINEMEN (8)

No.	Name	Pos.	Ht.	Wt.	Age	Exp.	College	Hometown	How Acq.
64	Brenden Jaimes	OL	6-5	300	24	3	Nebraska	Austin, Texas	D5-'21
66	Cameron Tom	C	6-4	300	28	6	Southern Mississippi	Baton Rouge, La.	FA-'23
68	Jamaree Salyer	OL	6-4	325	23	2	Georgia	Atlanta, Ga.	D6a-'22
70	Rashawn Slater	T	6-4	315	24	3	Northwestern	Sugar Land, Texas	D1-'21
71	Jordan McFadden	OL	6-2	303	24	R	Clemson	Spartanburg, S.C.	D5-'23
73	Foster Sarell	T	6-6	322	25	2	Stanford	Tacoma, Wash.	FA-'21
77	Zion Johnson	G	6-3	316	24	2	Boston College	Bowie, Md.	D1-'22
79	Trey Pipkins III	T	6-6	307	27	5	Sioux Falls	Apple Valley, Minn.	D3-'19

## DEFENSIVE LINEMEN (6)

No.	Name	Pos.	Ht.	Wt.	Age	Exp.	College	Hometown	How Acq.
56	Morgan Fox	DL	6-3	275	29	7	Colorado State-Pueblo	Fountain, Colo.	FA-'22
93	Otito Ogbornia	DL	6-4	320	23	2	UCLA	Houston, Texas	D5-'22
95	Nick Williams	DL	6-4	310	33	9	Samford	Birmingham, Ala.	FA-'23
98	Austin Johnson	DL	6-4	314	29	8	Penn State	Galloway, N.J.	UFA (NYG)-'22
99	Scott Matlock	DL	6-4	296	23	R	Boise State	Homedale, Idaho	D6-'23

## LINEBACKERS (6)

No.	Name	Pos.	Ht.	Wt.	Age	Exp.	College	Hometown	How Acq.
0	Daiyan Henley	LB	6-0	225	24	R	Washington State	Los Angeles, Calif.	D3-'23
6	Eric Kendricks	LB	6-0	232	31	9	UCLA	Fresno, Calif.	FA-'23
9	Kenneth Murray Jr.	LB	6-2	241	29	4	Oklahoma	Houston, Texas	D1b-'20
31	Nick Niemann	LB	6-3	234	26	3	Iowa	Sycamore, Ill.	D6a-'21
53	Blake Lynch	LB	6-3	225	26	3	Baylor	Gilmer, Texas	FA-'23
57	Amen Ogbongbemiga	LB	6-0	231	25	3	Oklahoma State	Calgary, Alberta, Canada	FA-'21

## OUTSIDE LINEBACKERS (4)

No.	Name	Pos.	Ht.	Wt.	Age	Exp.	College	Hometown	How Acq.
45	Tuli Tuipulotu	OLB	6-3	266	21	R	Southern California	Hawthorne, Calif.	D2-'23
52	Khalil Mack	OLB	6-3	269	32	10	Buffalo	Fort Pierce, Fla.	T (Chi)-'22
58	Justin Hollins	OLB	6-5	248	27	5	Oregon	Arlington, Texas	PS (NYG)-'23
92	Andrew Farmer II	OLB	6-4	250	23	R	Lane (Tenn.)	Jacksonville, Fla.	FA-'23

## DEFENSIVE BACKS (11)

No.	Name	Pos.	Ht.	Wt.	Age	Exp.	College	Hometown	How Acq.
3	Derwin James Jr.	S	6-2	215	27	6	Florida State	Haines City, Fla.	D1-'18
20	Dean Marlowe	S	6-1	205	31	8	James Madison	Queens, N.Y.	FA-'23
22	JT Woods	S	6-2	193	23	2	Baylor	San Antonio, Texas	D3-'22
24	AJ Finley	S	6-0	188	22	R	Mississippi	Mobile, Ala.	FA-'23
26	Asante Samuel Jr.	CB	5-10	180	24	3	Florida State	Fort Lauderdale, Fla.	D2-'21
27	Essang Bassey	CB	5-10	190	25	4	Wake Forest	Columbus, Ga.	W (Den)-'23
32	Alohi Gilman	S	5-10	201	26	4	Notre Dame	Laie, Hawaii	D6-'20
33	Deane Leonard	DB	6-0	195	24	2	Mississippi	Calgary, Alberta, Canada	D7a-'22
36	Ja'Sir Taylor	DB	5-10	185	24	2	Wake Forest	Asbury Park, N.J.	D6b-'22
37	Jaylinn Hawkins	S	6-1	208	26	4	California	Buena Park, Calif.	W (Atl)-'23
43	Michael Davis	CB	6-2	196	28	7	Brigham Young	Glendale, Calif.	FA-'17

## SPECIALISTS (3)

No.	Name	Pos.	Ht.	Wt.	Age	Exp.	College	Hometown	How Acq.
11	Cameron Dicker	K	6-1	216	23	2	Texas	Austin, Texas	FA-'22
16	JK Scott	P	6-5	208	28	5	Alabama	Denver, Colo.	FA-'22
47	Josh Harris	LS	6-1	224	34	12	Auburn	Carrlonton, Ga.	UFA (Atl)-'22

## HOW THE 2023 CHARGERS WERE BUILT

YEAR	NFL DRAFT	FREE AGENCY	TRADE/WAIVERS
<b>2013</b>	WR Keenan Allen (3)		
<b>2014</b>			
<b>2015</b>			
<b>2016</b>			
<b>2017</b>		CB Michael Davis (UDFA) RB Austin Ekeler (UDFA)	
<b>2018</b>	S Derwin James Jr. (1)		
<b>2019</b>	T Trey Pipkins III (3) QB Easton Stick (5)	WR Jalen Guyton	
<b>2020</b>	S Alohi Gilman (6) RB Joshua Kelley (4) LB Kenneth Murray Jr. (1b)	TE Donald Parham Jr.	
<b>2021</b>	OL Brenden Jaimes (5) LB Nick Niemann (6a) WR Joshua Palmer (3a) CB Asante Samuel Jr. (2) T Rashawn Slater (1)	LB Amen Ogbongbemiga (UDFA) T Foster Sarell	
<b>2022</b>	G Zion Johnson (1) DB Deane Leonard (7a) DL Otito Ogbornia (5) OL Jamaree Salyer (6a) RB Isaiah Spiller (4) DB Ja'Sir Taylor (6a) S JT Woods (3)	K Cameron Dicker TE Gerald Everett (UFA-Sea) DL Morgan Fox LS Josh Harris (UFA-Atl) DL Austin Johnson (UFA-NYG) P JK Scott TE Stone Smartt (UDFA)	OLB Khalil Mack (T-Chi)
<b>2023</b>	WR Derius Davis (4) LB Daiyan Henley (3) WR Quentin Johnston (1) DL Scott Matlock (6) OL Jordan McFadden (5) OLB Tuli Tuipulotu (2)	WR Alex Erickson OLB Andrew Farmer II (UDFA) S AJ Finley (UDFA) QB Will Grier (PS-NE) OLB Justin Hollins (PS-NYG) LB Eric Kendricks LB Blake Lynch S Dean Marlowe C Cameron Tom TE Nick Vannett DL Nick Williams	CB Essang Bassey (W-Den) S Jaylenn Hawkins (W-Atl)

## 2023 LOS ANGELES CHARGERS COACHES

<b>Interim Head Coach</b> ..... Giff Smith <b>Defensive Coordinator</b> ..... Derrick Ansley <b>Special Teams Coordinator</b> ..... Ryan Ficken <b>Offensive Coordinator</b> ..... Kellen Moore <b>Passing Game Specialist</b> ..... Tom Arth <b>Wide Receivers</b> ..... Chris Beatty <b>Defensive Passing Game Coordinator/Secondary</b> ..... Tom Donatell <b>Running Backs</b> ..... Derrick Foster <b>Assistant Special Teams</b> ..... Chris Gould <b>Front Seven Specialist</b> ..... Mike Hiestand <b>Linebackers</b> ..... Jeff Howard <b>Tight Ends</b> ..... Kevin Koger	<b>Defensive Quality Control</b> ..... Robert Muschamp <b>Offensive Line</b> ..... Brendan Nugent <b>Quarterbacks</b> ..... Doug Nussmeier <b>Assistant Offensive Line</b> ..... Shaun Sarrett <b>Offensive Assistant</b> ..... Phil Serchia <b>Assistant Defensive Line</b> ..... John Timu <b>Offensive Assistant</b> ..... Pat White <b>Offensive Quality Control</b> ..... Chandler Whitmer <b>Director of Sports Performance</b> ..... Anthony Lomando <b>Head Strength &amp; Conditioning</b> ..... Jonathan Brooks <b>Assistant Strength &amp; Conditioning</b> ..... Lucius Jordan
--	--

# 2023 LOS ANGELES CHARGERS DEPTH CHART

Depth Chart is unofficial and compiled by Chargers Communications

## OFFENSE

<b>WR</b>	13	Keenan Allen	15	Jalen Guyton	
<b>LT</b>	70	Rashawn Slater	73	Foster Sarell	
<b>LG</b>	77	Zion Johnson	<u>71</u>	Jordan McFadden	
<b>C</b>	64	Brenden Jaimes	66	Cameron Tom	
<b>RG</b>	68	Jamaree Salyer	<u>71</u>	Jordan McFadden	
<b>RT</b>	79	Trey Pipkins III	73	Foster Sarell	
<b>TE</b>	7	Gerald Everett	89	Donald Parham Jr.	84 Stone Smartt
					83 Nick Vannett
<b>WR</b>	15	Jalen Guyton	<u>12</u>	Derius Davis	
<b>WR</b>	<u>1</u>	Quentin Johnston	82	Alex Erickson	
<b>QB</b>	2	Easton Stick	4	Will Grier	
<b>RB</b>	30	Austin Ekeler	25	Joshua Kelley	28 Isaiah Spiller

## DEFENSE

<b>EDGE</b>	52	Khalil Mack	58	Justin Hollins	
<b>DL</b>	98	Austin Johnson	93	Otito Ogbonnia	
<b>DL</b>	95	Nick Williams	<u>99</u>	Scott Matlock	
<b>DL</b>	56	Morgan Fox			
<b>EDGE</b>	<u>45</u>	Tuli Tuipulotu	<u>92</u>	Andrew Farmer II	
<b>LB</b>	6	Eric Kendricks	31	Nick Niemann	<u>0</u> Daiyan Henley
<b>LB</b>	9	Kenneth Murray Jr.	57	Amen Ogbongbemiga	53 Blake Lynch
<b>CB</b>	26	Asante Samuel Jr.	27	Essang Bassey	36 Ja'Sir Taylor
<b>S</b>	3	Derwin James Jr.	37	Jaylinn Hawkins	20 Dean Marlowe
<b>S</b>	32	Alohi Gilman	22	JT Woods	<u>24</u> AJ Finley
<b>CB</b>	33	Deane Leonard	43	Michael Davis	

## SPECIALISTS

<b>K</b>	11	Cameron Dicker		
<b>P</b>	16	JK Scott		
<b>KO</b>	11	Cameron Dicker		
<b>H</b>	16	JK Scott		
<b>LS</b>	47	Josh Harris		
<b>KR</b>	<u>12</u>	Derius Davis	82	Alex Erickson
<b>PR</b>	<u>12</u>	Derius Davis	82	Alex Erickson

**NOTE:** Rookies are underlined

# 2023 LOS ANGELES CHARGERS PRONUNCIATION GUIDE

<b>Essang Bassey</b> . . . . . EE-sang BASS-ee	<b>Nick Niemann</b> . . . . . KNEE-min	<b>Rashawn Slater</b> . . . . . ruh-SHAWN
<b>Jerrod Clark</b> . . . . . juh-ROD	<b>Amen Ogbongbemiga</b> . . . . .	<b>Ja'Sir Taylor</b> . . . . . JAH-sear
<b>Austin Ekeler</b> . . . . . ECK-ler	. . . . . AY-mihn awg-BONG-buh-mee-guh	<b>Tuli Tuipulotu</b> . . TOO-lee TOO-ee-poo-LOW-too
<b>Alohi Gilman</b> . . . . . uh-LOW-hee	<b>Otito Ogbonnia</b> . . . . oh-TEET-oh oh-BONE-yuh	<b>Amechi Uzodinma</b> . . . . .
<b>Daiyan Henley</b> . . . . . DAY-on	<b>Donald Parham Jr.</b> . . . . . par-HAM	. . . . . uh-MAY-chee OO-zuh-den-muh
<b>Brenden Jaimes</b> . . . . . HIGH-miss	<b>Jamaree Salyer</b> . . . . . SAL-yur	<b>Nick Vannett</b> . . . . . VAN-nett
<b>Zion Johnson</b> . . . . . ZEYE-uhn	<b>Foster Sarell</b> . . . . . SUH-rell	

## 2023 TRANSACTIONS BY DATE

Jan. 16	Signed G/T Zack Bailey, WR Keelan Doss, WR John Hightower, TE Hunter Kampmoyer, OLB Carlo Kemp, LB Tyreek Maddox-Williams, DL David Moa, G/T Austen Pleasants, WR Larry Rountree III, OLB Ty Shelby and DB Mark Webb Jr., to Reserve/Future contracts.	Aug. 28	Traded K Dustin Hopkins to Cleveland for 2025 seventh-round selection.	Sept. 26	Signed WR Simi Fehoko to the active roster off Pittsburgh's practice squad. Placed WR Mike Williams on Reserve/Injured. Signed S AJ Finley to practice squad.
March 14	Re-signed T Foster Sarell. Extended exclusive rights tender to K Cameron Dicker.	Aug. 29	Placed WR Jalen Guyton and DL Otito Ogbonnia on Reserve/Physically Unable to Perform. Released WR Keelan Doss. Waived OLB Brevin Allen, G/T Zack Bailey, S Tyler Baker-Williams, C Johari Branch, CB Cam Brown, WR Terrell Bynum, DL Jerrod Clark, LB Tae Crowder, QB Max Duggan, LB Nathan East, TE Michael Ezeike, OLB Andrew Farmer II, CB Matt Hankins, WR John Hightower, RB Tyler Hoosman, CB Michael Jacquet, LB Mikel Jones, TE Hunter Kampmoyer, OLB Carlo Kemp, DL Terrance Lang, DL David Moa, CB Tiawan Mullen, DL CJ Okoye, G/T Austen Pleasants, RB Aaron Shampklin, OLB Ty Shelby, C Isaac Weaver, DB Mark Webb Jr., and WR Pokey Wilson. Waived/Injured T Matt Kaskey, LB Blake Lynch, WR Darrius Shepherd, CB Amechi Uzodinma and WR Milton Wright	Sept. 30	Signed S AJ Finley and S Dean Marlowe to active roster. Placed C Corey Linsley and S JT Woods on Reserve/Non-Football Illness. Activated WR Keelan Doss (standard elevation) and OLB Andrew Farmer II (standard elevation) from practice squad.
March 15	Signed LB Eric Kendricks. Re-signed T Trey Pipkins III and QB Easton Stick. Released G Matt Feiler.			Oct. 2	Reverted WR Keelan Doss and OLB Andrew Farmer II to practice squad.
March 16	Re-signed DL Morgan Fox.			Oct. 4	Claimed CB Essang Bassey off waivers. Waived DL Christopher Hinton.
March 21	Re-signed P JK Scott.			Oct. 5	Traded CB J.C. Jackson and 2025 seventh-round selection to New England for 2025 sixth-round draft pick.
March 22	Re-signed K Cameron Dicker and CB Kemon Hall.			Oct. 9	Signed DL Christopher Hinton. Signed C Cameron Tom and DB Mark Webb Jr., to practice squad.
March 23	Re-signed TE Donald Parham Jr.	Aug. 30	Claimed LB Tanner Muse off waivers. Waived FB Zander Horvath. Placed LB Blake Lynch, WR Darrius Shepherd, CB Amechi Uzodinma and WR Milton Wright on Reserve/Injured. Placed T Matt Kaskey on Reserve/Injured and subsequently reached an injury settlement. Signed OLB Brevin Allen, G/T Zack Bailey, WR Terrell Bynum, DL Jerrod Clark, DL Christian Covington, WR Keelan Doss, QB Max Duggan, OLB Andrew Farmer II, CB Matt Hankins, TE Hunter Kampmoyer, DL CJ Okoye and G/T Austen Pleasants to practice squad.	Oct. 16	Activated WR Keelan Doss (standard elevation) from practice squad.
April 6	Re-signed C/G Will Clapp.			Oct. 17	Reverted WR Keelan Doss to practice squad.
April 17	Re-signed WR Jalen Guyton.	Aug. 31	Reached injury settlement with LB Blake Lynch. Signed WR Alex Erickson, S Dean Marlowe and TE Nick Vannett to practice squad.	Oct. 18	Claimed S Jaylinn Hawkins off waivers. Placed S Raheem Layne on Reserve/Injured.
May 12	Signed OLB Brevin Allen, S Tyler Baker-Williams, C Johari Branch, CB Cam Brown, WR Terrell Bynum, DL Jerrod Clark, WR Derius Davis, RB Elijah Dotson, QB Max Duggan, LB Nathan East, TE Michael Ezeike, OLB Andrew Farmer II, S AJ Finley, LB Daiyan Henley, RB Tyler Hoosman, WR Quentin Johnston, LB Mikel Jones, DL Terrance Lang, DL Scott Matlock, OL Jordan McFadden, OL Nic Melsop, CB Tiawan Mullen, DL CJ Okoye, CB Amechi Uzodinma, WR Pokey Wilson. DL CJ Okoye given exempt status by Commissioner.			Oct. 21	Activated WR Keelan Doss (standard elevation) and DB Mark Webb Jr., (standard elevation) from practice squad.
May 19	Signed DL Nick Williams.	Aug. 31	Reached injury settlement with LB Blake Lynch. Signed WR Alex Erickson, S Dean Marlowe and TE Nick Vannett to practice squad.	Oct. 23	Reverted WR Keelan Doss and DB Mark Webb Jr., to practice squad.
May 31	Waived LB Damon Lloyd.			Oct. 24	Signed LB Blake Lynch to practice squad. Released OLB Ty Shelby from practice squad.
June 2	Signed WR Darrius Shepherd.	Aug. 31	Reached injury settlement with LB Blake Lynch. Signed WR Alex Erickson, S Dean Marlowe and TE Nick Vannett to practice squad.	Oct. 28	Activated WR Alex Erickson (standard elevation) from practice squad.
June 26	Signed OLB Tuli Tuipulotu.	Sept. 1	Reached injury settlement with WR Darrius Shepherd. Signed CB Chris Wilcox to practice squad.	Oct. 30	Reverted WR Alex Erickson to practice squad.
July 17	Declared Non-Football Illness for WR Pokey Wilson.	Sept. 7	Reached injury settlement with WR Milton Wright.	Oct. 31	Waived TE Tre' McKitty.
July 26	Signed QB Justin Herbert to contract extension. Removed WR Pokey Wilson from Active/Non-Football Illness. Declared WR Jalen Guyton, DL Austin Johnson and DL Otito Ogbonnia Physically Unable to Perform.	Sept. 9	Activated OLB Brevin Allen (standard elevation) from practice squad.	Nov. 1	Signed TE Nick Vannett to active roster.
July 27	Signed WR Milton Wright.	Sept. 11	Reverted OLB Brevin Allen to practice squad.	Nov. 6	Activated WR Jalen Guyton and DL Otito Ogbonnia from Reserve/Physically Unable to Perform. Placed WR Joshua Palmer on Reserve/Injured. Waived DL Christopher Hinton.
July 28	Signed LB Blake Lynch. Waived LB Tyreek Maddox-Williams.	Sept. 12	Signed OLB Ty Shelby to practice squad. Released G/T Austen Pleasants from practice squad.	Nov. 8	Signed DL Christopher Hinton to practice squad.
Aug. 9	Signed T Matt Kaskey. Waived/Injured OL Nic Melsop.	Sept. 13	Signed RB Jaret Patterson to practice squad.	Nov. 14	Released DB Mark Webb Jr., from practice squad.
Aug. 10	Placed OL Nic Melsop on Reserve/Injured.	Sept. 16	Activated OLB Brevin Allen (standard elevation) and S Dean Marlowe (standard elevation) from practice squad.	Nov. 15	Signed OLB Justin Hollins to the active roster off N.Y. Giants' practice squad. Placed OLB Chris Rumph II on Reserve/Injured. Designated S JT Woods for return from Reserve/Non-Football Illness. Signed TE Stephen Anderson to practice squad.
Aug. 14	Waived RB Larry Rountree III.	Sept. 18	Reverted OLB Brevin Allen and S Dean Marlowe to practice squad.	Nov. 18	Activated WR Terrell Bynum (standard elevation) and WR Alex Erickson (standard elevation) from practice squad.
Aug. 15	Signed RB Aaron Shampklin.	Sept. 23	Signed G/T Zack Bailey to active roster. Waived S AJ Finley. Activated S Dean Marlowe (standard elevation) from practice squad.	Nov. 20	Reverted WR Terrell Bynum and WR Alex Erickson to practice squad.
Aug. 16	Signed CB Matt Hankins. Waived/Injured CB Kemon Hall.	Sept. 25	Reverted S Dean Marlowe to practice squad.		
Aug. 17	Removed DL Austin Johnson from Active/Physically Unable to Perform. Placed CB Kemon Hall on Reserve/Injured.				
Aug. 18	Reached injury settlement with OL Nic Melsop.				
Aug. 22	Signed LB Tae Crowder. Waived/Injured T Andrew Trainer.				
Aug. 23	Placed T Andrew Trainer on Reserve/Injured. Reached injury settlement with CB Kemon Hall.				



## 2023 TRANSACTIONS BY DATE

<p>Nov. 21 Signed LB Blake Lynch to the active roster. Placed LB Tanner Muse on Reserve/Injured. Signed OLB Ty Shelby to practice squad.</p> <p>Nov. 22 Signed OLB Andrew Farmer II to active roster. Placed OLB Joey Bosa on Reserve/Injured. Signed FB Zander Horvath to practice squad.</p> <p>Nov. 25 Activated WR Alex Erickson (standard elevation) and TE Hunter Kampmoyer (standard elevation) from practice squad.</p> <p>Nov. 27 Reverted WR Alex Erickson and TE Hunter Kampmoyer to practice squad.</p> <p>Dec. 1 Signed G/T Austen Pleasants to practice squad. Released FB Zander Horvath from practice squad.</p> <p>Dec. 2 Signed WR Alex Erickson to active roster. Waived RB Elijah Dotson. Activated TE Stephen Anderson (standard elevation) from practice squad.</p> <p>Dec. 4 Reverted TE Stephen Anderson to practice squad.</p>	<p>Dec. 5 Activated S JT Woods from Reserve/Non-Football Illness; Designated for Return. Waived WR Simi Fehoko. Signed RB Elijah Dotson to practice squad.</p> <p>Dec. 6 Designated WR Joshua Palmer for return from Reserve/Injured.</p> <p>Dec. 7 Signed WR Simi Fehoko to practice squad. Released CB Matt Hankins from practice squad.</p> <p>Dec. 9 Placed G/T Zack Bailey on Reserve/Injured. Activated TE Stephen Anderson (standard elevation) from practice squad.</p> <p>Dec. 11 Reverted TE Stephen Anderson to practice squad.</p> <p>Dec. 12 Activated WR Joshua Palmer from Reserve/Injured; Designated for Return. Signed QB Max Duggan to active roster. Placed QB Justin Herbert on Reserve/Injured. Signed CB Matt Hankins to practice squad.</p>	<p>Dec. 14 Activated TE Stephen Anderson (standard elevation) and DL Christopher Hinton (standard elevation) from practice squad.</p> <p>Dec. 15 Reverted TE Stephen Anderson and DL Christopher Hinton to practice squad.</p> <p>Dec. 18 Signed C Cameron Tom to active roster. Placed C/G Will Clapp on Reserve/Injured. Waived QB Max Duggan. Signed C Brent Laing to practice squad.</p> <p>Dec. 19 Signed QB Will Grier to the active roster off New England's practice squad. Designated LB Tanner Muse for return from Reserve/Injured.</p> <p>Dec. 20 Signed QB Max Duggan to practice squad. Released RB Jaret Patterson from practice squad.</p> <p>Dec. 21 Designated OLB Joey Bosa for return from Reserve/Injured.</p> <p>Dec. 22 Signed QB Max Duggan to active roster. Waived DL Sebastian Joseph-Day.</p> <p>Dec. 25 Waived QB Max Duggan.</p>
---	---	--

# 2023 TRANSACTIONS BY PLAYER

## Allen, Brevin — OLB

May 12 Signed  
 Aug. 29 Waived  
 Aug. 30 Signed to practice squad  
 Sept. 9 Activated from practice squad (standard elevation)  
 Sept. 11 Reverted to practice squad  
 Sept. 16 Activated from practice squad (standard elevation)  
 Sept. 18 Reverted to practice squad

## Anderson, Stephen — TE

Nov. 15 Signed to practice squad  
 Dec. 2 Activated from practice squad (standard elevation)  
 Dec. 4 Reverted to practice squad  
 Dec. 9 Activated from practice squad (standard elevation)  
 Dec. 11 Reverted to practice squad  
 Dec. 14 Activated from practice squad (standard elevation)  
 Dec. 15 Reverted to practice squad

## Bailey, Zack — G/T

Jan. 16 Signed to Reserve/Future contract  
 Aug. 29 Waived  
 Aug. 30 Signed to practice squad  
 Sept. 23 Signed to active roster  
 Dec. 9 Placed on Reserve/Injured

## Baker-Williams, Tyler — S

May 12 Signed  
 Aug. 29 Waived

## Bassey, Essang — CB

Oct. 4 Claimed off Waivers

## Bosa, Joey — OLB

Nov. 22 Placed on Reserve/Injured  
 Dec. 21 Designated for return from Reserve/Injured

## Branch, Johari — C

May 12 Signed  
 Aug. 29 Waived

## Brown, Cam — CB

May 12 Signed  
 Aug. 29 Waived

## Bynum, Terrell — WR

May 12 Signed  
 Aug. 29 Waived  
 Aug. 30 Signed to practice squad  
 Nov. 18 Activated from practice squad (standard elevation)  
 Nov. 20 Reverted to practice squad

## Clapp, Will — C/G

April 6 Re-signed  
 Dec. 18 Placed on Reserve/Injured

## Clark, Jerrod — DL

May 12 Signed  
 Aug. 29 Waived  
 Aug. 30 Signed to practice squad

## Covington, Christian — DL

Aug. 30 Signed to practice squad

## Crowder, Tae — LB

Aug. 22 Signed  
 Aug. 29 Waived

## Davis, Derius — WR

May 12 Signed

## Dicker, Cameron — K

March 14 Extended exclusive rights tender  
 March 22 Re-signed

## Doss, Keelan — WR

Jan. 16 Signed to Reserve/Future contract  
 Aug. 29 Released  
 Aug. 30 Signed to practice squad  
 Sept. 30 Activated from practice squad (standard elevation)  
 Oct. 1 Reverted to practice squad  
 Oct. 16 Activated from practice squad (standard elevation)  
 Oct. 17 Reverted to practice squad  
 Oct. 21 Activated from practice squad (standard elevation)  
 Oct. 23 Reverted to practice squad

## Dotson, Elijah — RB

May 12 Signed  
 Dec. 2 Waived  
 Dec. 5 Signed to practice squad

## Duggan, Max — QB

May 12 Signed  
 Aug. 29 Waived  
 Aug. 30 Signed to practice squad  
 Dec. 12 Signed to active roster  
 Dec. 18 Waived  
 Dec. 20 Signed to practice squad  
 Dec. 22 Signed to active roster  
 Dec. 25 Waived

## East, Nathan — LB

May 12 Signed  
 Aug. 29 Waived

## Erickson, Alex — WR

Aug. 31 Signed to practice squad  
 Oct. 28 Activated from practice squad (standard elevation)  
 Oct. 30 Reverted to practice squad  
 Nov. 18 Activated from practice squad (standard elevation)  
 Nov. 20 Reverted to practice squad  
 Nov. 25 Activated from practice squad (standard elevation)  
 Nov. 27 Reverted to practice squad  
 Dec. 2 Signed to active roster

## Ezeike, Michael — TE

May 12 Signed  
 Aug. 29 Waived

## Farmer II, Andrew — OLB

May 12 Signed  
 Aug. 29 Waived  
 Aug. 30 Signed to practice squad  
 Sept. 30 Activated from practice squad (standard elevation)  
 Oct. 1 Reverted to practice squad  
 Nov. 22 Signed to active roster

## Fehoko, Simi — WR

Sept. 26 Signed to active roster off Pittsburgh practice squad  
 Dec. 5 Waived  
 Dec. 7 Signed to practice squad

## Feiler, Matt — G

March 15 Released

## Finley, AJ — S

May 12 Signed  
 Sept. 23 Waived  
 Sept. 26 Signed to practice squad  
 Sept. 30 Signed to active roster

## Fox, Morgan — DL

March 16 Re-signed

## Grier, Will — QB

Dec. 19 Signed to active roster off New England practice squad

## Guyton, Jalen — WR

April 17 Re-signed  
 July 26 Declared Physically Unable to Perform  
 Aug. 29 Placed on Reserve/Physically Unable to Perform  
 Nov. 6 Activated from Reserve/Physically Unable to Perform

## Hall, Kemon — CB

March 22 Re-signed  
 Aug. 16 Waived/Injured  
 Aug. 17 Placed on Reserve/Injured  
 Aug. 23 Reached injury settlement

## Hollins, Justin — OLB

Nov. 15 Signed to active roster off N.Y. Giants practice squad

## Hankins, Matt — CB

Aug. 16 Signed  
 Aug. 29 Waived  
 Aug. 30 Signed to practice squad  
 Dec. 7 Released from practice squad  
 Dec. 12 Signed to practice squad

## Hawkins, Jaylinn — S

Oct. 18 Claimed off Waivers

## Henley, Daiyan — LB

May 12 Signed

## Herbert, Justin — QB

July 26 Signed contract extension  
 Dec. 12 Placed on Reserve/Injured

## Hightower, John — WR

Jan. 16 Signed to Reserve/Future contract  
 Aug. 29 Waived

## Hinton, Christopher — DL

Oct. 4 Waived  
 Oct. 9 Signed  
 Nov. 6 Waived  
 Nov. 8 Signed to practice squad  
 Dec. 14 Activated from practice squad (standard elevation)  
 Dec. 15 Reverted to practice squad

## Hoosman, Tyler — RB

May 12 Signed  
 Aug. 29 Waived

## Hopkins, Dustin — K

Aug. 28 Traded to Cleveland

## Horvath, Zander — FB

Aug. 30 Waived  
 Nov. 22 Signed to practice squad  
 Dec. 1 Released from practice squad

## Jackson, J.C. — CB

Oct. 5 Traded to New England

## Jacquet, Michael — CB

Jan. 16 Signed to Reserve/Future contract  
 Aug. 29 Waived

## Johnson, Austin — DL

July 26 Declared Physically Unable to Perform  
 Aug. 17 Passed Physical

## Johnston, Quentin — WR

May 12 Signed

## Jones, Mikel — LB

May 12 Signed  
 Aug. 29 Waived

## Joseph-Day, Sebastian — DL

Dec. 22 Waived

## 2023 TRANSACTIONS BY PLAYER

### Kampmoyer, Hunter — TE

Jan. 16 Signed to Reserve/Future contract  
 Aug. 30 Signed to practice squad  
 Nov. 25 Activated from practice squad (standard elevation)  
 Nov. 27 Reverted to practice squad

### Kaskey, Matt — T

Aug. 9 Signed  
 Aug. 29 Waived/Injured  
 Aug. 30 Placed on Reserve/Injured and reached injury settlement

### Kemp, Carlo — OLB

Jan. 16 Signed to Reserve/Future contract  
 Aug. 29 Waived

### Kendricks, Eric — LB

March 15 Signed

### Laing, Brent — C

Dec. 18 Signed to practice squad

### Lang, Terrance — DL

May 12 Signed  
 Aug. 29 Waived

### Layne, Raheem — S

Oct. 18 Placed on Reserve/Injured

### Linsley, Corey — C

Sept. 30 Placed on Reserve/Non-Football Illness

### Lloyd, Damon — LB

May 31 Waived

### Lynch, Blake — LB

July 28 Signed  
 Aug. 29 Waived/Injured  
 Aug. 30 Placed on Reserve/Injured  
 Aug. 31 Reached injury settlement  
 Oct. 24 Signed to practice squad  
 Nov. 21 Signed to active roster

### Maddox-Williams, Tyreek — LB

Jan. 16 Signed to Reserve/Future contract  
 July 28 Waived

### Marlowe, Dean — S

Aug. 31 Signed to practice squad  
 Sept. 16 Activated from practice squad (standard elevation)  
 Sept. 18 Reverted to practice squad  
 Sept. 23 Activated from practice squad (standard elevation)  
 Sept. 26 Reverted to practice squad  
 Sept. 30 Signed to active roster

### Matlock, Scott — DL

May 12 Signed

### McFadden, Jordan — OL

May 12 Signed

### McKitty, Tre' — TE

Oct. 31 Waived

### Melsop, Nic — OL

May 12 Signed  
 Aug. 9 Waived/Injured  
 Aug. 10 Placed on Reserve/Injured  
 Aug. 18 Reached injury settlement

### Moa, David — DL

Jan. 16 Signed to Reserve/Future contract  
 Aug. 29 Waived

### Mullen, Tiawan — CB

May 12 Signed  
 Aug. 29 Waived

### Muse, Tanner — LB

Aug. 30 Claimed off Waivers  
 Nov. 21 Placed on Reserve/Injured  
 Dec. 19 Designated for return from Reserve/Injured

### Ogbonnia, Otito — DL

July 26 Declared Physically Unable to Perform  
 Aug. 29 Placed on Reserve/Physically Unable to Perform  
 Nov. 6 Activated from Reserve/Physically Unable to Perform

### Okoye, CJ — DL

May 12 Signed  
 Aug. 29 Waived  
 Aug. 30 Signed to practice squad

### Palmer, Joshua — WR

Nov. 6 Placed on Reserve/Injured  
 Dec. 6 Designated for return from Reserve/Injured  
 Dec. 12 Activated from Reserve/Injured; Designated for Return

### Parham Jr., Donald — TE

March 23 Re-signed

### Patterson, Jaret — RB

Sept. 13 Signed to practice squad  
 Dec. 20 Released from practice squad

### Pipkins III, Trey — T

March 15 Re-Signed

### Pleasants, Austen — G/T

Jan. 16 Signed to Reserve/Future contract  
 Aug. 29 Waived  
 Aug. 30 Signed to practice squad  
 Sept. 12 Released from practice squad  
 Dec. 1 Signed to practice squad

### Rountree III, Larry — RB

Jan. 16 Signed to Reserve/Future contract  
 Aug. 14 Waived

### Rumph II, Chris — OLB

Nov. 15 Placed on Reserve/Injured

### Sarell, Foster — T

March 14 Re-signed

### Scott, JK — P

March 21 Re-signed

### Shampklin, Aaron — RB

Aug. 15 Signed  
 Aug. 29 Waived

### Shelby, Ty — OLB

Jan. 16 Signed to Reserve/Future contract  
 Aug. 29 Waived  
 Sept. 12 Signed to practice squad  
 Oct. 24 Released from practice squad  
 Nov. 21 Signed to practice squad

### Shepherd, Darrius — WR

June 2 Signed  
 Aug. 29 Waived/Injured  
 Aug. 30 Placed on Reserve/Injured  
 Sept. 1 Reached injury settlement

### Stick, Easton — QB

March 15 Re-signed

### Tom, Cameron — C

Oct. 9 Signed to practice squad  
 Dec. 18 Signed to active roster

### Trainer, Andrew — T

Aug. 22 Waived/Injured  
 Aug. 23 Placed on Reserve/Injured

### Tuipulotu, Tuli — OLB

June 26 Signed

### Uzodinma, Amechi — CB

May 12 Signed  
 Aug. 29 Waived/Injured  
 Aug. 30 Placed on Reserve/Injured

### Vannett, Nick — TE

Aug. 31 Signed to practice squad  
 Nov. 1 Signed to active roster

### Webb Jr., Mark — DB

Jan. 16 Signed to Reserve/Future contract  
 Aug. 29 Waived  
 Oct. 9 Signed to practice squad  
 Oct. 21 Activated from practice squad (standard elevation)  
 Oct. 23 Reverted to practice squad  
 Nov. 14 Released from practice squad

### Wilcox, Chris — CB

Sept. 1 Signed to practice squad

### Williams, Mike — WR

Sept. 26 Placed on Reserve/Injured

### Williams, Nick — DL

May 19 Signed

### Wilson, Pokey — WR

May 12 Signed  
 July 19 Declared Non-Football Illness  
 July 26 Passed Physical  
 Aug. 29 Waived

### Woods, JT — S

Sept. 30 Placed on Reserve/Non-Football Illness  
 Nov. 15 Designated for return from Reserve/Non-Football Illness  
 Dec. 5 Activated from Reserve/Non-Football Illness; Designated for Return

### Wright, Milton — WR

July 27 Signed  
 Aug. 29 Waived/Injured  
 Aug. 30 Placed on Reserve/Injured  
 Sept. 7 Reached injury settlement

# MEDIA INFORMATION



**GAME-DAY MEDIA PARKING:** Media attending Chargers home games have been assigned reserved areas to park at SoFi Stadium. All parking will be distributed electronically. As a reminder, parking is limited and is being provided as a courtesy.

**MEDIA ENTRANCE:** All credentialed media must enter through southeast media gate between entries 10 & 11 near Media Will Call and are subject to search procedures. Please be prepared to open all cases and bags for inspection by SoFi Stadium security personnel. All items will be inspected and tagged for security purposes. Please make sure bags are identifiable and limit carry-in items to only what is necessary. Please remove any security tags from prior games.

**PRESS WILL CALL**  
Press Will Call is located at the southeast media gate between entries 10 & 11.

**PRESS BOX**  
Media can access the press box by entering SoFi Stadium through the southeast media gate. Once on the concourse, turn left and walk along the concourse around the South end zone until reaching elevators in the southwest corner of the stadium. Take the elevators up to level 7 to access the press box.

**CHARGERS MEDIA SITE**  
[Chargers.com/media](https://Chargers.com/media) is available to assist media with coverage leading up to each game of the 2023 season. The media site contains digital copies of all press materials. Credential requests on the site must be submitted by the sports director, sports editor or photo editor to be considered.

**CHARGERS GAME RELEASE**  
Stats and notes in Los Angeles Chargers Game Releases are found utilizing a variety of sources, including STATS LLC, Sportradar, Stathead and the Elias Sports Bureau.

## LOS ANGELES CHARGERS COMMUNICATIONS CONTACTS

NAME	TITLE	DESK PHONE	EMAIL
Josh Rupprecht	Senior Vice President, Communications & External Affairs	657.356.2190	Josh.Rupprecht@Chargers.NFL.com
Jennifer Rojas	Vice President, Marketing Communications & Alumni Affairs	657.356.2162	Jennifer.Rojas@Chargers.NFL.com
Jamaal LaFrance	Senior Manager, Football Communications	657.356.2063	Jamaal.LaFrance@Chargers.NFL.com
Brock Anderson	Manager, Football Communications	657.356.2082	Brock.Anderson@Chargers.NFL.com
Danny Markino	Senior Coordinator, Football Communications	657.356.2068	Danny.Markino@Chargers.NFL.com
Jordan Colquitt	Coordinator, Marketing Communications & Alumni Affairs	657.356.2045	Jordan.Colquitt@Chargers.NFL.com
Leonie Strehl	Coordinator, Marketing Communications & Alumni Affairs	657.356.2140	Leonie.Strehl@Chargers.NFL.com

# MEDIA INFORMATION

**CHARGERS RADIO NETWORK:** iHeartMedia Los Angeles will again air all regular season and postseason Chargers games on ALT 98.7 FM – Los Angeles' New Alternative – complete with a two-hour pregame and one-hour postgame show.

Calls from Matt "Money" Smith, Daniel Jeremiah and Shannon Farren will be heard over the airwaves across Los Angeles and four affiliate stations in California, Nevada and Oregon.

The Chargers Spanish broadcast called by Adrian Garcia-Marquez and Francisco Pinto will be locally broadcast on Que Buena Los Angeles (105.5/94.3 FM).

**CHARGERS RADIO NETWORK AFFILIATES**

- Los Angeles (KYSR-FM & KBUE-FM)\*
- Bakersfield (KBFP-AM)
- Eugene, Oregon (KORE-AM)
- Palm Springs/Yucca Valley (KNWZ-FM, KNWH-AM)
- San Bernardino (KATY-FM)

*\*Flagship Stations*


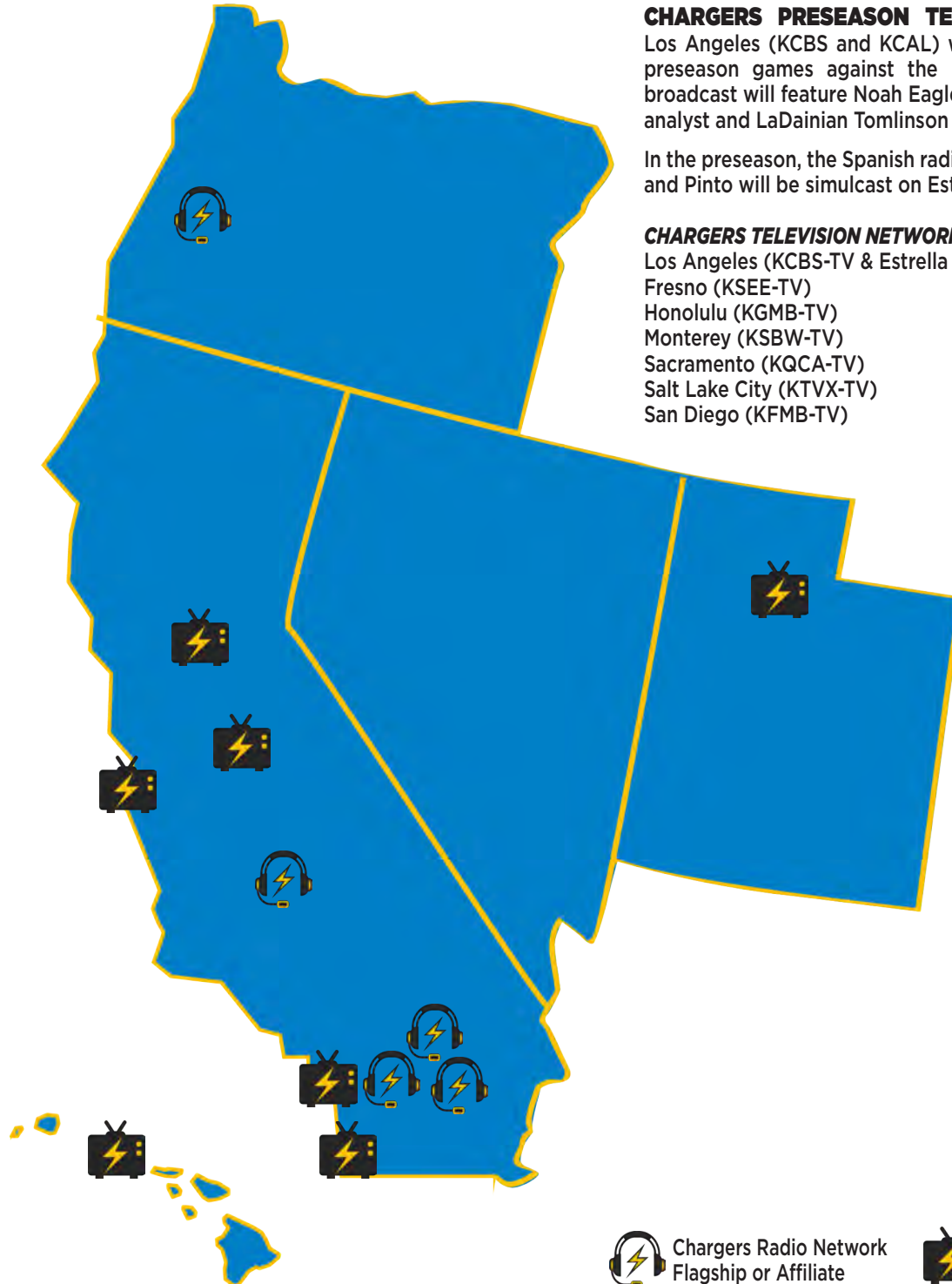
**CHARGERS PRESEASON TELEVISION NETWORK:** CBS Los Angeles (KCBS and KCAL) will locally broadcast Chargers preseason games against the Rams, Saints and 49ers. The broadcast will feature Noah Eagle on play-by-play, Dan Fouts as analyst and LaDainian Tomlinson as the sideline reporter.

In the preseason, the Spanish radio broadcast of Garcia-Marquez and Pinto will be simulcast on Estrella TV.

**CHARGERS TELEVISION NETWORK AFFILIATES**

- Los Angeles (KCBS-TV & Estrella TV)\*
- Fresno (KSEE-TV)
- Honolulu (KGMB-TV)
- Monterey (KSBW-TV)
- Sacramento (KQCA-TV)
- Salt Lake City (KTVX-TV)
- San Diego (KFMB-TV)

*\*Flagship Stations*





# SUPPLEMENTAL STATS

# ALL-TIME SERIES HISTORY

Franchise	REGULAR SEASON						POSTSEASON					PRESEASON		
	W	L	T	Pct.	PF	PA	W	L	Pct.	PF	PA	W	L	T
Arizona Cardinals <sup>1</sup>	11	4	0	.733	392	301	0	0	—			14	11	0
Atlanta Falcons	4	8	0	.333	170	247	0	0	—			4	2	0
Baltimore Ravens	5	9	0	.357	252	307	1	0	1.000	23	17	0	0	0
Buffalo Bills	25	11	2	.694	938	660	1	2	.333	27	57	0	1	0
Carolina Panthers	1	6	0	.143	109	168	0	0	—			0	0	0
Chicago Bears	7	7	0	.500	279	233	0	0	—			4	3	0
Cincinnati Bengals	22	14	0	.611	871	778	1	1	.500	34	37	0	0	0
Cleveland Browns <sup>2</sup>	19	9	1	.672	727	582	0	0	—			1	0	1
Dallas Cowboys	5	8	0	.385	295	296	0	0	—			9	8	0
Denver Broncos	55	71	1	.437	2,723	2,705	0	1	.000	17	24	5	2	0
Detroit Lions	7	6	0	.538	292	304	0	0	—			0	1	0
Green Bay Packers	2	11	0	.154	232	376	0	0	—			2	1	1
Houston Texans	6	3	0	.667	247	192	0	0	—			1	0	0
Indianapolis Colts <sup>3</sup>	18	10	0	.643	666	476	2	1	.667	71	76	2	2	0
Jacksonville Jaguars	9	4	0	.692	385	255	0	0	—			0	0	0
Kansas City Chiefs <sup>4</sup>	57	68	1	.456	2,585	2,831	1	0	1.000	17	0	5	2	0
Las Vegas Raiders <sup>5</sup>	58	68	2	.461	2,801	2,846	0	1	.000	27	34	7	7	0
Los Angeles Rams <sup>6</sup>	6	7	0	.462	344	335	0	0	—			20	19	0
Miami Dolphins	15	18	0	.455	753	738	2	2	.500	76	124	3	1	0
Minnesota Vikings	7	8	0	.467	358	369	0	0	—			3	11	1
New England Patriots <sup>7</sup>	15	24	2	.385	771	976	1	3	.250	112	96	5	2	0
New Orleans Saints	7	6	0	.538	350	264	0	0	—			4	6	0
New York Giants	8	5	0	.615	356	302	0	0	—			5	3	0
New York Jets <sup>8</sup>	24	12	1	.667	1,057	739	0	2	.000	31	37	4	2	1
Philadelphia Eagles	8	5	0	.615	262	266	0	0	—			3	1	0
Pittsburgh Steelers	9	23	0	.281	616	834	2	1	.667	72	76	1	2	0
San Francisco 49ers	8	7	0	.533	339	396	0	1	.000	26	49	22	27	0
Seattle Seahawks	25	27	0	.481	1,090	1,103	0	0	—			5	13	0
Tampa Bay Buccaneers	8	4	0	.667	331	250	0	0	—			0	0	0
Tennessee Titans <sup>9</sup>	28	16	1	.636	1,149	985	1	3	.250	50	57	7	3	0
Washington Football Team <sup>10</sup>	5	7	0	.417	259	284	0	0	—			1	0	0
<b>ALL-TIME TOTALS</b>	<b>484</b>	<b>486</b>	<b>11</b>	<b>.499</b>	<b>21,999</b>	<b>21,398</b>	<b>12</b>	<b>18</b>	<b>.400</b>	<b>583</b>	<b>684</b>	<b>137</b>	<b>127</b>	<b>4</b>

Note: Prior to 1972, tie games were not included in winning percentage.

1—Known as St. Louis Cardinals (1960-87) and Phoenix Cardinals (1988-93)

2—Did not play from 1996-98 after relocation to Baltimore, but rejoined as an expansion franchise in 1999

3—Known as Baltimore Colts (1960-83)

4—Known as Dallas Texans (1960-62)

5—Known as Los Angeles Rams (1960-94 and 2016-present) and St. Louis Rams (1995-2015)

6—Known as Boston Patriots (1960-70)

7—Known as Titans of New York (1960-62)

8—Known as Oakland Raiders (1960-81 and 1995-2019) and Los Angeles Raiders (1982-94)

9—Known as Houston Oilers (1960-96) and Tennessee Oilers (1997-98)

10—Known as Washington Redskins (1960-2019)

# CHARGERS RECORD WHEN . . .

	-- 2023 Season --			-- 2017-Present --			-- 2000-Present --		
	Home	Road	Overall	Home	Road	Overall	Home	Road	Overall
Overall	2-6	3-4	5-10	28-29	29-27	57-56	107-86	86-106	193-192
On Grass	0-0	0-3	0-3	12-12	16-21	28-33	91-69	58-76	149-145
On Artificial Surfaces	2-6	3-1	5-7	16-17	13-6	29-23	16-17	28-30	44-47
In Indoor Stadiums	0-0	1-1	1-1	0-0	5-6	5-6	0-0	11-15	11-15
In Open-Air Stadiums	2-6	2-4	4-10	28-29	24-22	52-51	107-86	75-92	182-178
When Winning the Coin Toss	1-3	1-1	2-4	16-17	14-11	30-28	62-39	44-49	106-88
When Losing the Coin Toss	1-3	2-3	3-6	13-12	15-16	28-28	46-46	42-57	88-103
When Receiving the Opening Kick	1-3	2-3	3-6	14-16	15-17	29-33	55-43	39-56	94-99
vs. Division Opponents*	1-1	0-2	1-3	9-11	7-13	16-24	39-34	28-45	67-79
vs. AFC (since 1970 NFL-AFL merger)	1-4	2-3	3-7	20-21	20-21	40-42	79-64	64-79	143-143
vs. NFC (since 1970 NFL-AFL merger)	1-2	1-1	2-3	8-8	9-6	17-14	28-22	22-27	50-49
In August/September**	0-1	1-1	1-2	3-9	6-5	9-14	21-20	17-23	38-43
In October	2-1	0-1	2-2	9-6	6-6	15-12	28-17	18-31	46-48
In November	0-2	1-1	1-3	5-7	7-8	12-15	23-23	21-26	44-49
In December	0-2	1-1	1-3	9-7	9-6	18-13	31-25	27-23	58-48
In January	0-0	0-0	0-0	2-0	1-2	3-2	4-1	3-3	7-4
During Day Games	1-3	2-3	3-6	23-21	24-19	47-40	86-66	71-89	157-155
During Night Games	1-3	1-1	2-4	5-8	5-8	10-16	21-20	15-17	36-37
Outdoor Games with a Temperature < 40° F	0-0	0-0	0-0	0-0	2-1	2-1	0-0	13-12	13-12
Outdoor Games with a Temperature > 80° F	0-1	0-0	0-1	2-7	5-2	7-9	11-14	7-6	17-19
On Thursday	0-0	0-1	0-1	0-1	3-3	3-4	4-2	4-5	8-7
On Friday	0-0	0-0	0-0	0-0	0-0	0-0	0-0	1-0	1-0
On Saturday	0-1	0-0	0-1	0-2	0-1	0-3	0-4	1-4	1-8
On Sunday/Early Games (Before 3 p.m. ET)	0-0	2-2	2-2	1-0	14-10	15-10	1-0	44-49	45-49
On Sunday/Late Afternoon Games (3-6 p.m. ET)	1-3	0-1	1-4	22-21	9-9	31-30	85-65	27-37	112-102
On Sunday/Night Games (After 6 p.m. ET)	1-1	0-0	1-1	3-3	1-2	4-5	11-7	3-6	14-13
On Monday	0-1	1-0	1-1	2-2	2-2	4-4	6-8	6-5	12-13
When Scoring First	2-4	3-2	5-6	20-9	17-10	37-19	79-35	50-33	129-68
When Opponent Scores First	0-2	0-1	0-3	8-20	12-16	20-36	28-51	36-72	64-123
In Overtime Games	0-0	0-1	0-1	2-2	1-4	3-6	5-6	6-13	11-18
When Leading after First Quarter	1-2	2-2	3-4	17-7	11-9	28-16	73-23	38-26	111-49
When Leading at Halftime	2-0	3-1	5-1	23-8	21-9	44-17	82-25	59-30	141-55
When Leading after Third Quarter	2-0	3-0	5-0	24-6	18-6	42-12	91-20	56-27	147-47
When Trailing after First Quarter	0-2	0-1	0-3	4-17	10-15	14-32	14-48	27-54	41-102
When Trailing at Halftime	0-6	0-2	0-8	2-21	8-15	10-36	14-55	23-69	37-124
When Trailing after Third Quarter	0-5	0-4	0-9	1-21	10-19	11-40	10-63	23-73	33-136
When Tied at Halftime	0-0	0-1	0-1	2-0	0-3	2-3	10-6	4-8	14-14
When Tied after the Third Quarter	0-1	0-0	0-1	3-2	1-2	4-4	6-3	7-6	13-9
When Chargers had 100-yard Rusher	0-1	0-0	0-1	3-1	5-2	8-3	34-5	33-10	67-15
When Chargers had 100-yard Receiver	0-2	1-4	1-6	12-13	15-10	27-23	42-28	35-34	77-62
When Chargers had 300-yard Passer	0-1	1-1	1-2	12-13	11-8	23-21	30-24	27-29	57-54
When Opponent had 100-yard Rusher	0-1	0-0	0-1	8-9	6-8	14-17	10-21	16-30	26-51
When Opponent had 100-yard Receiver	0-4	1-2	1-6	7-9	6-8	13-17	31-30	19-40	50-70
When Opponent had 300-yard Passer	0-2	1-2	1-4	1-6	2-7	3-13	20-16	9-32	29-48
With a Positive Turnover Margin	2-2	2-0	4-2	17-2	21-5	38-7	68-11	56-19	124-30
With a Negative Turnover Margin	0-3	0-2	0-5	4-19	2-13	6-32	17-56	16-63	33-119
With an Even Turnover Margin	0-1	0-2	0-3	7-8	5-9	12-17	20-19	13-24	33-43
With a +3 or higher Turnover Margin	0-1	1-0	1-1	3-1	3-0	6-1	15-2	14-1	29-3
With a +2 Turnover Margin	1-1	0-0	1-1	7-1	4-1	11-2	30-3	14-5	44-8
With a +1 Turnover Margin	1-0	2-0	3-0	7-0	15-4	22-4	23-7	29-13	52-20
With a -1 Turnover Margin	0-2	0-1	0-3	3-8	1-8	4-16	14-23	10-29	24-52
With a -2 Turnover Margin	0-0	0-0	0-0	1-6	1-1	2-7	3-15	5-16	8-31
With a -3 or lower Turnover Margin	0-1	0-1	0-2	0-5	0-4	0-9	2-17	1-18	3-35
When Recording 0 Takeaways	0-2	0-3	0-5	6-12	3-9	9-21	12-30	10-36	22-65
When Recording 1 Takeaway	0-2	1-0	1-2	10-12	9-9	19-21	35-33	30-36	65-69
When Recording 2-plus Takeaways	2-2	2-1	4-3	12-5	17-9	29-14	60-23	46-34	106-57
When Recording 0 Giveaways	0-2	2-1	2-3	16-4	16-2	32-6	43-9	42-8	85-17
When Recording 1 Giveaway	2-2	1-1	3-3	10-7	7-10	17-17	38-18	20-32	58-50
When Recording 2-plus Giveaways	0-2	0-2	0-4	2-18	6-15	8-33	25-60	26-64	50-125
When Recording 0 Interceptions	0-3	2-3	2-6	11-18	9-11	20-29	29-48	23-51	52-99
When Recording 1 Interception	1-3	1-1	2-4	11-10	12-13	23-23	38-29	37-44	75-73
When Recording 2-plus Interceptions	1-0	0-0	1-0	6-0	8-3	14-3	40-8	26-11	66-19
When Throwing 0 Interceptions	1-2	3-2	4-4	19-7	19-7	38-14	60-18	53-26	113-44
When Throwing 1 Interception	1-4	0-1	1-5	8-12	8-13	16-25	33-34	24-44	57-78
When Throwing 2-plus Interceptions	0-0	0-1	0-1	1-10	2-7	3-17	14-34	9-36	23-70
When Recovering 0 Fumbles	1-3	0-3	1-6	17-17	14-19	31-36	50-51	42-67	92-118
When Recovering 1 Fumble	0-2	2-1	2-3	9-11	9-8	18-19	48-29	30-32	78-61
When Recovering 2-plus Fumbles	1-1	1-0	2-1	2-1	6-0	8-1	9-6	14-7	23-14
When Losing 0 Fumbles	1-4	2-2	3-6	23-14	21-14	44-28	67-42	60-43	127-85
When Losing 1 Fumble	1-1	1-1	2-2	5-12	6-10	11-22	33-30	20-42	53-72
When Losing 2-plus Fumbles	0-1	0-1	0-2	0-3	2-3	2-6	6-15	6-21	12-36

Note: Home and Road indicate status as home or road team even in neutral site and international games.

\*All games against divisional opponents from AFL West and AFC West (with exception of 1982 strike-shortened year): Cincinnati Bengals (1968-69), Dallas Texans (1960-62), Denver Broncos (1960-present), Kansas City Chiefs (1963-present), Las Vegas Raiders (2020-present), Los Angeles Raiders (1982-94), Oakland Raiders (1960-81 and 1995-2019), Seattle Seahawks (1977-2001) and Tampa Bay Buccaneers (1976).

\*\*Had one August regular-season game in team history, a 41-7 road loss to the New England Patriots on Aug. 31, 1997.



# THE LAST TIME . . .

Regular season in regular font | Postseason in italics

## RUSHING

### 200 Yards Rushing, Individual

**CHARGERS** — LaDainian Tomlinson, Dec. 28, 2003 vs. Oakland (243 yards)  
**OPPONENT** — Adrian Peterson, Nov. 4, 2007 at Minnesota (296 yards)  
**CHARGERS** — *Keith Lincoln, AFL Championship, Jan. 5, 1964 vs. Boston (206 yards)*  
**OPPONENT** — *Never*

### 100 Yards Rushing, Individual

**CHARGERS** — **Austin Ekeler, Sept. 10, 2023 vs. Miami (117 yards)**  
**OPPONENT** — **Daivid Montgomery, Nov 12, 2023 vs Detroit (116 yards)**  
**CHARGERS** — *Darren Sproles, AFC Wild Card, Jan. 3, 2009 vs. Indianapolis (105 yards)*  
**OPPONENT** — *Sony Michel, AFC Divisional, Jan. 13, 2019 at New England (129 yards)*

### 100 Yards Rushing, One Half, Individual

**CHARGERS** — Austin Ekeler, Oct. 9, 2022 at Cleveland (106 yards in first half)  
**OPPONENT** — **Daivid Montgomery, Nov 12, 2023 vs Detroit (102 yards in first half)**  
**CHARGERS** — *Keith Lincoln, AFL Championship, Jan. 5, 1964 vs. Boston (176 yards in first half)*  
**OPPONENT** — *Sony Michel, AFC Divisional, Jan. 13, 2019 at New England (105 yards in first half)*

### Two 100-Yard Rushers

**CHARGERS** — Darren Sproles (122 yards) and LaDainian Tomlinson (116 yards) Dec. 16, 2007, vs. Detroit  
**OPPONENT** — Frank Gore (158 yards) and Colin Kaepernick (151 yards), Dec. 20, 2014 at San Francisco  
**CHARGERS** — *Never*  
**OPPONENT** — *Never*

### Four Touchdowns Rushing, Individual

**CHARGERS** — LaDainian Tomlinson, Oct. 14, 2007 vs. Oak. (3, 27, 13, 41 yards)  
**OPPONENT** — *Never*  
**CHARGERS** — *Never*  
**OPPONENT** — *Never*

### Three Touchdowns Rushing, Individual

**CHARGERS** — Melvin Gordon, Oct. 15, 2018, at Cleveland (4, 10, 11 yards)  
**OPPONENT** — Darrel Young, Nov. 3, 2013 at Washington (1, 1, 4 yards)  
**CHARGERS** — *Never*  
**OPPONENT** — *Sony Michel, AFC Divisional, Jan. 13, 2019 at New England (1, 14, 5 yards)*

### Two Touchdowns Rushing, Individual

**CHARGERS** — **Austin Ekeler, Nov. 6, 2023 at New York Jets (1, 2 yards)**  
**OPPONENT** — **Josh Allen, Dec. 23, 2023 vs. Buffalo (2, 1 yard)**  
**CHARGERS** — *Darren Sproles, AFC Wild Card, Jan. 3, 2009 vs. Indianapolis (9, 22 yards)*  
**OPPONENT** — *Sony Michel, AFC Divisional, Jan. 13, 2019 at New England (1, 14, 5 yards)*

## PASSING

### 500 Yards Passing, Individual

**CHARGERS** — Philip Rivers, Oct. 18, 2015 at Green Bay (503 yards)  
**OPPONENT** — *Never*  
**CHARGERS** — *Never*  
**OPPONENT** — *Never*

### 400 Yards Passing, Individual

**CHARGERS** — **Justin Herbert, Sept. 24, 2023 at Minnesota (405 yards)**  
**OPPONENT** — **Patrick Mahomes, Oct. 22, 2023 at Kansas City (424 yards)**  
**CHARGERS** — *Dan Fouts, AFC Divisional, Jan. 2, 1982 at Miami (433 yards)*  
**OPPONENT** — *Peyton Manning, AFC Divisional, Jan. 13, 2008 at Indianapolis (402 yards)*

### 300 Yards Passing, Individual

**CHARGERS** — **Justin Herbert, Nov. 12, 2023 vs. Detroit (323 yards)**  
**OPPONENT** — **Jordan Love, Nov. 19, 2023 at Green Bay (322 yards)**  
**CHARGERS** — *Philip Rivers, AFC Divisional, Jan. 13, 2019 at New England (331 yards)*  
**OPPONENT** — *Tom Brady, AFC Divisional, Jan. 13, 2019 at New England (343 yards)*

### Six Touchdown Passes, Individual

**CHARGERS** — Dan Fouts, Nov. 22, 1981 at Oakland (12, 15, 29, 4, 5, 6 yards)  
**OPPONENT** — *Never*  
**CHARGERS** — *Never*  
**OPPONENT** — *Never*

### Five Touchdown Passes, Individual

**CHARGERS** — Drew Brees, Oct. 31, 2004 vs. Oakland (17, 13, 23, 5, 1 yards)  
**OPPONENT** — Tom Brady, Oct. 4, 2020 at Tampa Bay (3, 6, 28, 19, 9 yards)  
**CHARGERS** — *Never*  
**OPPONENT** — *Never*

### Four Touchdown Passes, Individual

**CHARGERS** — **Justin Herbert, Nov. 12, 2023 vs. Detroit (29, 18, 1, 38 yards)**  
**OPPONENT** — **Aidan O'Connell, Dec. 14, 2023 at Las Vegas (30, 22, 11, 20 yards)**  
**CHARGERS** — *Never*  
**OPPONENT** — *Don Strock, AFC Divisional, Jan. 2, 1982 at Miami (1, 40, 15, 50 yards)*

### Three Touchdown Passes, Individual

**CHARGERS** — **Justin Herbert, Nov. 12, 2023 vs. Detroit (29, 18, 1, 38 yards)**  
**OPPONENT** — **Aidan O'Connell, Dec. 14, 2023 at Las Vegas (30, 22, 11, 20 yards)**  
**CHARGERS** — *Philip Rivers, AFC Divisional, Jan. 13, 2019 at New England (43, 1, 8 yards)*  
**OPPONENT** — *Peyton Manning, AFC Divisional, Jan. 13, 2008 at Indianapolis (25, 9, 55 yards)*

### Six Interceptions Thrown, Individual

**CHARGERS** — Ed Luther, Oct. 31, 1983 vs. Washington  
**OPPONENT** — Peyton Manning, Nov. 11, 2007 vs. Indianapolis  
**CHARGERS** — *Never*  
**OPPONENT** — *Never*

### Five Interceptions Thrown, Individual

**CHARGERS** — Craig Whelihan, Dec. 13, 1998 at Seattle  
**OPPONENT** — Nathan Peterman, Nov. 19, 2017 vs. Buffalo  
**CHARGERS** — *Dan Fouts, AFC Second Round, Jan. 16, 1983 at Miami*  
**OPPONENT** — *George Blanda, AFL Championship, Dec. 24, 1961 vs. Houston Oilers*

### Four Interceptions Thrown, Individual

**CHARGERS** — Philip Rivers, Nov. 18, 2019 vs. Kansas City in Mexico City, Mexico  
**OPPONENT** — Nathan Peterman, Nov. 19, 2017 vs. Buffalo  
**CHARGERS** — *Stan Humphries, AFC Wild Card, Dec. 31, 1995 vs. Indianapolis*  
**OPPONENT** — *George Blanda, AFL Championship, Dec. 24, 1961 vs. Houston Oilers*

## RECEIVING

### 10 or More Receptions, Individual

- CHARGERS** — Keenan Allen, Nov. 26, 2023 vs. Baltimore (14 receptions)  
**OPPONENT** — Cole Kmet, Oct. 29, 2023 vs. Chicago (10 receptions)  
**CHARGERS** — Ronnie Harmon, AFC Wild Card, Dec. 31, 1995 vs. Indianapolis (10 receptions)  
**OPPONENT** — James White, AFC Divisional, Jan. 13, 2019 at New England (15 receptions)

### 200 Yards Receiving, Individual

- CHARGERS** — Keenan Allen, Sept. 24, 2023 at Minnesota (215 yards)  
**OPPONENT** — Tyreek Hill, Sept. 10, 2023 vs. Miami (215 yards)  
**CHARGERS** — Never  
**OPPONENT** — Never

### 100 Yards Receiving, Individual

- CHARGERS** — Joshua Palmer, Dec. 14, 2023 at Las Vegas (113 yards)  
**OPPONENT** — Gabe Davis, Dec. 23, 2023 vs. Buffalo (130 yards)  
**CHARGERS** — Keenan Allen, AFC Divisional, Jan. 12, 2014 at Denver (142 yards)  
**OPPONENT** — Julian Edelman, AFC Divisional, Jan. 13, 2019 at New England (151 yards)

### 100 Yards Receiving, One Half, Individual

- CHARGERS** — Joshua Palmer, Dec. 14, 2023 at Las Vegas (113 yards in second half)  
**OPPONENT** — Travis Kelce, Oct. 22, 2023 at Kansas City (143 yards in first half)  
**CHARGERS** — Keenan Allen, AFC Divisional, Jan. 12, 2014 at Denver (142 yards in second half)  
**OPPONENT** — Julian Edelman, AFC Divisional, Jan. 13, 2019 at New England (107 yards in first half)

### Two 100-Yard Receivers

- CHARGERS** — Keenan Allen (215 yards) and Mike Williams (121 yards), Sept. 24, 2023 at Minnesota  
**OPPONENT** — Travis Kelce (191 yards) and Tyreek Hill (148 yards), Dec. 16, 2021 vs. Kansas City  
**CHARGERS** — Chris Chambers (133 yards) and Vincent Jackson (114 yards), AFC Wild Card, Jan. 6, 2008  
**OPPONENT** — Tony Nathan (114 yards) and Duriel Harris (106 yards), AFC Divisional, Jan. 2, 1982

### Five Touchdown Receptions, Individual

- CHARGERS** — Kellen Winslow, Nov. 22, 1981 at Oakland (15, 29, 4, 5, 3 yards)  
**OPPONENT** — Never  
**CHARGERS** — Never  
**OPPONENT** — Never

### Four Touchdown Receptions, Individual

- CHARGERS** — Kellen Winslow, Nov. 22, 1981 at Oakland (15, 29, 4, 5, 3 yards)  
**OPPONENT** — Daryl Turner, Sept. 15, 1985 vs. Seattle (34, 15, 30, 7 yards)  
**CHARGERS** — Never  
**OPPONENT** — Never

### Three Touchdown Receptions, Individual

- CHARGERS** — Danny Woodhead, Dec. 20, 2015 vs. Miami (20, 9, 9 yards)  
**OPPONENT** — Travis Kelce, Nov. 20, 2022 vs. Kansas City (4, 32, 17 yards)  
**CHARGERS** — Never  
**OPPONENT** — Jerry Rice, Super Bowl XXIX at Joe Robbie Stadium, Jan. 29, 1995 vs. San Francisco (44, 15, 7 yards)

### Two Touchdown Receptions, Individual

- CHARGERS** — Keenan Allen, Nov. 12, 2023 vs. Detroit (29, 38 yards)  
**OPPONENT** — Tre Tucker, Dec. 14, 2023 at Las Vegas (30, 20 yards)  
**CHARGERS** — Keenan Allen, AFC Divisional, Jan. 12, 2014 at Denver (16, 16 yards)  
**OPPONENT** — Michael Crabtree, AFC Wild Card, Jan. 6, 2019 at Baltimore (31, 7 yards)

## COMBINATION

### 100 Yards Rushing and Receiving, Individual

- CHARGERS** — Austin Ekeler, Dec. 8, 2019 at Jacksonville (101 yards rushing, 112 yards receiving)  
**OPPONENT** — Essex Johnson, Sept. 30, 1973 vs. Cincinnati (121 yards rushing, 116 yards receiving)  
**CHARGERS** — Keith Lincoln, AFC Championship, Jan. 5, 1964 vs. Boston (206 yards rushing, 123 yards receiving)  
**OPPONENT** — Never

### 300-Yard Passer, 100-Yard Rusher and 100-Yard Receiver

- CHARGERS** — Philip Rivers (314 yards passing), Austin Ekeler (101 yards rushing), Austin Ekeler (112 yards receiving), Dec. 8, 2019 at Jacksonville  
**OPPONENT** — Patrick Mahomes (329 yards passing), Isiah Pacheco (107 yards rushing), Travis Kelce (115 yards receiving), Nov. 20, 2022 vs. Kansas City  
**CHARGERS** — Dan Fouts (333 yards passing), Chuck Muncie (126 yards rushing), Wes Chandler (124 yards receiving), Kellen Winslow (102 yards receiving), AFC Wild Card, Jan. 9, 1983 at Pittsburgh  
**OPPONENT** — Tom Brady (343 yards passing), Sony Michel (129 yards rushing), Julian Edelman (151 yards receiving), AFC Divisional, Jan. 13, 2019 at New England

## INTERCEPTIONS

### Four Interceptions, Individual

- CHARGERS** — Never  
**OPPONENT** — Kwamie Lassiter, Dec. 27, 1998 at Arizona (4 interceptions)  
**CHARGERS** — Never  
**OPPONENT** — Vernon Perry, AFC Divisional, Dec. 29, 1979 vs. Houston Oilers (4 interceptions)

### Three Interceptions, Individual

- CHARGERS** — Antonio Cromartie, Nov. 11, 2007 vs. Indianapolis (3 interceptions)  
**OPPONENT** — Kwamie Lassiter, Dec. 27, 1998 at Arizona (4 interceptions)  
**CHARGERS** — Never  
**OPPONENT** — Vernon Perry, AFC Divisional, Dec. 29, 1979 vs. Houston Oilers (4 interceptions)

### Two Interceptions, Individual

- CHARGERS** — Kyzir White, Oct. 17, 2021 at Baltimore (2 interceptions)  
**OPPONENT** — Patrick Surtain II, Nov. 28, 2021 at Denver (2 interceptions)  
**CHARGERS** — Glen Edwards, AFC Divisional, Jan. 3, 1981 vs. Buffalo (2 interceptions)  
**OPPONENT** — Jason Belser, AFC Wild Card, Dec. 31, 1995 vs. Indianapolis (2 interceptions)

### Interception Returned for Touchdown

- CHARGERS** — Bryce Callahan, Dec. 4, 2022 at Las Vegas (26 yards of Derek Carr)  
**OPPONENT** — Jack Jones, Dec. 14, 2023 at Las Vegas (16 yards of Easton Stick)  
**CHARGERS** — Never  
**OPPONENT** — Never

## SACKS

### Six Sacks, Individual

**CHARGERS** — Khalil Mack, Oct. 1, 2023 vs. Las Vegas (6.0 sacks)  
**OPPONENT** — Never  
**CHARGERS** — Never  
**OPPONENT** — Never

### Five Sacks, Individual

**CHARGERS** — Khalil Mack, Oct. 1, 2023 vs. Las Vegas (6.0 sacks)  
**OPPONENT** — Never  
**CHARGERS** — Never  
**OPPONENT** — Never

### Four-and-One-Half Sacks, Individual

**CHARGERS** — Khalil Mack, Oct. 1, 2023 vs. Las Vegas (6.0 sacks)  
**OPPONENT** — Hugh Douglas, Oct. 18, 1998 vs. Philadelphia (4.5 sacks)  
**CHARGERS** — Never  
**OPPONENT** — Never

### Four Sacks, Individual

**CHARGERS** — Khalil Mack, Oct. 1, 2023 vs. Las Vegas (6.0 sacks)  
**OPPONENT** — Justin Houston, Dec. 28, 2014 at Kansas City (4.0 sacks)  
**CHARGERS** — Never  
**OPPONENT** — Never

### Three-and-One-Half Sacks, Individual

**CHARGERS** — Khalil Mack, Oct. 1, 2023 vs. Las Vegas (6.0 sacks)  
**OPPONENT** — Justin Houston, Dec. 28, 2014 at Kansas City (3.5 sacks)  
**CHARGERS** — Never  
**OPPONENT** — Never

### Three Sacks, Individual

**CHARGERS** — Khalil Mack, Oct. 1, 2023 vs. Las Vegas (6.0 sacks)  
**OPPONENT** — Chandler Jones, Dec. 4, 2022 at Las Vegas (3.0 sacks)  
**CHARGERS** — Never  
**OPPONENT** — Never

### Two-and-One-Half Sacks, Individual

**CHARGERS** — Joey Bosa, Nov. 6, 2023 at New York Jets (2.5 sacks)  
**OPPONENT** — Chandler Jones, Dec. 4, 2022 at Las Vegas (3.0 sacks)  
**CHARGERS** — Burt Grossman, AFC Wild Card, Jan. 2, 1993 vs. Kansas City (2.5 sacks)  
**OPPONENT** — Never

### Two Sacks, Individual

**CHARGERS** — Khalil Mack, Dec. 3, 2023 at New England (2.0 sacks)  
**OPPONENT** — Ed Oliver, Dec. 23, 2023 vs. Buffalo (2.0 sacks)  
**CHARGERS** — Melvin Ingram, AFC Wild Card, Jan. 6, 2019 at Baltimore (2.0 sacks)  
**OPPONENT** — Shaun Phillips, AFC Divisional, Jan. 12, 2014 at Denver (2.0 sacks)

## TOUCHDOWNS

### Five Touchdowns, Individual

**CHARGERS** — Kellen Winslow, Nov. 22, 1981 at Oakland (15-, 29-, 4-, 5-, 3-yard receptions)  
**OPPONENT** — Never  
**CHARGERS** — Never  
**OPPONENT** — Never

### Four Touchdowns, Individual

**CHARGERS** — Austin Ekeler, Nov. 21, 2021 vs. Pittsburgh (10-, 17-yard receptions; 6-, 5-yard runs)  
**OPPONENT** — Harvey Williams, Nov. 16, 1997, vs. Oakland (8-, 32-yard receptions; 1-, 1-yard runs)  
**CHARGERS** — Never  
**OPPONENT** — Never

### Three Touchdowns, Individual

**CHARGERS** — Austin Ekeler, Oct. 2, 2022 at Houston (14-yard receptions; 10-, 20-yard runs)  
**OPPONENT** — Travis Kelce, Nov. 20, 2022 vs. Kansas City (4-, 32-, 17-yard receptions)  
**CHARGERS** — Never  
**OPPONENT** — Sony Michel, AFC Divisional, Jan. 13, 2019 at New England (1-, 14-, 5-yard runs)

## FIELD GOALS AND PATS

### Six Field Goals Made, Individual

**CHARGERS** — Greg Davis, Oct. 5, 1997 at Oakland (30, 22, 38, 43, 33, 33 yards)  
**OPPONENT** — Phil Dawson, Nov. 5, 2006 vs. Cleveland (37, 20, 42, 30, 36, 35 yards)  
**CHARGERS** — Never  
**OPPONENT** — Never

### Five Field Goals Made, Individual

**CHARGERS** — Cameron Dicker, Dec. 23, 2023 vs. Buffalo (20, 40, 47, 45, 53 yards)  
**OPPONENT** — Daniel Carlson, Jan. 9, 2022 at Las Vegas (24, 31, 52, 40, 47 yards)  
**CHARGERS** — Michael Badgley, AFC Wild Card, Jan. 6, 2019 at Baltimore (21, 53, 40, 34, 47 yards)  
**OPPONENT** — Never

### Four Field Goals Made, Individual

**CHARGERS** — Cameron Dicker, Dec. 23, 2023 vs. Buffalo (20, 40, 47, 45, 53 yards)  
**OPPONENT** — Daniel Carlson, Jan. 9, 2022 at Las Vegas (24, 31, 52, 40, 47 yards)  
**CHARGERS** — Michael Badgley, AFC Wild Card, Jan. 6, 2019 at Baltimore (21, 53, 40, 34, 47 yards)  
**OPPONENT** — Never

### 50-Yard Field Goal, Individual

**CHARGERS** — Cameron Dicker, Dec. 23, 2023 vs. Buffalo (53 yards)  
**OPPONENT** — Jason Sanders, Dec. 11, 2022 vs. Miami (55 yards)  
**CHARGERS** — Michael Badgley, AFC Wild Card, Jan. 6, 2019 at Baltimore (53 yards)  
**OPPONENT** — Stephen Gostkowski, AFC Divisional, Jan. 14, 2007 vs. New England (50 yards)

### Blocked Field Goal Attempt

**CHARGERS** — Joe Gaziano, Dec. 4, 2022 at Las Vegas (52-yard Daniel Carlson attempt)  
**OPPONENT** — Cody Davis, Dec. 6, 2020 vs. New England (58-yard Michael Badgley attempt)  
**CHARGERS** — Leroy Jones, AFC Divisional, Jan. 2, 1982 at Miami (34-yard Uwe von Schamann attempt)  
**OPPONENT** — Never

### Two-Point Conversion

**CHARGERS** — Trey Pipkins III pass from Justin Herbert, Sept. 17, 2023 at Tennessee  
**OPPONENT** — Clyde Edwards-Helaire pass from Patrick Mahomes, Dec. 16, 2021 vs. Kansas City  
**CHARGERS** — Keenan Allen pass from Philip Rivers, AFC Divisional, Jan. 13, 2019 at New England  
**OPPONENT** — Kevin Faulk run, AFC Divisional, Jan. 14, 2007 vs. New England

### Point After Touchdown Missed

**CHARGERS** — Dustin Hopkins, Dec. 5, 2021 at Cincinnati (First attempt, wide right)  
**OPPONENT** — Anders Carlson, Nov. 19, 2023 at Green Bay (Second attempt, wide right)  
**CHARGERS** — Rolf Benirschke, AFC Second Round, Jan. 16, 1993 at Miami (First attempt, wide right)  
**OPPONENT** — Never

### Blocked Point After Touchdown

**CHARGERS** — Isaac Rochell, Sept. 27, 2020 vs. Carolina (Joey Slye, first attempt)  
**OPPONENT** — Denico Autry, Dec. 31, 2017 vs. Oakland (Nick Rose, third attempt)  
**CHARGERS** — Never  
**OPPONENT** — Never

## PUNTING

### 80-Yard Punt

**CHARGERS** — **JK Scott, Dec. 11, 2023 vs. Denver (83 yards)**  
**OPPONENT** — Dustin Colquitt, Dec. 2, 2007 at Kansas City (81 yards)  
**CHARGERS** — *Never*  
**OPPONENT** — *Never*

### 70-Yard Punt

**CHARGERS** — **JK Scott, Dec. 11, 2023 vs. Denver (83 yards)**  
**OPPONENT** — **Bryce Baringer, Dec. 3, 2023 at New England (70 yards)**  
**CHARGERS** — *Never*  
**OPPONENT** — *Ray Guy, AFC Championship, Jan. 11, 1981 vs. Oakland (71 yards)*

### 60-Yard Punt

**CHARGERS** — **JK Scott, Dec. 14, 2023 at Las Vegas (60 yards)**  
**OPPONENT** — **AJ Cole, Dec. 14, 2023 at Las Vegas (68 yards)**  
**CHARGERS** — *Mike Scifres, AFC Divisional, Jan. 12, 2014 at Denver (62 yards)*  
**OPPONENT** — *Hunter Smith, AFC Wild Card, Jan. 3, 2009 vs. Indianapolis (63 yards)*

### Blocked Punt

**CHARGERS** — Jerry Attaochu of Drew Butler, Sept. 8, 2014 at Arizona  
**OPPONENT** — Miles Killebrew of Ty Long, Nov. 21, 2021 vs. Pittsburgh  
**CHARGERS** — *Never*  
**OPPONENT** — *Lou Piccone of Rick Partridge, AFC Divisional, Jan. 3, 1981 vs. Buffalo*

### 10 or More Punts, Individual

**CHARGERS** — Drew Kaser, Nov. 12, 2017 at Jacksonville (10 punts for 485 yards)  
**OPPONENT** — Chad Stanley, Sept. 15, 2002 vs. Houston (10 punts for 406 yards)  
**CHARGERS** — *Never*  
**OPPONENT** — *Never*

### No Punts

**CHARGERS** — Dec. 26, 2021 at Houston  
**OPPONENT** — Sept. 19, 2010 vs. Jacksonville  
**CHARGERS** — *Never*  
**OPPONENT** — *AFC Divisional, Jan. 12, 2014 at Denver*

## OTHER SPECIAL TEAMS

### Kickoff Returned for Touchdown

**CHARGERS** — Andre Roberts, Jan. 2, 2022 vs. Denver (101 yards)  
**OPPONENT** — Mecole Hardman, Dec. 29, 2019 at Kansas City (104 yards)  
**CHARGERS** — *Andre Coleman, Super Bowl XXIX at Joe Robbie Stadium, Jan. 29, 1995 vs. San Francisco (98 yards)*  
**OPPONENT** — *Never*

### Punt Returned for Touchdown

**CHARGERS** — **Derius Davis, Nov. 6, 2023 at New York Jets (87 yards)**  
**OPPONENT** — Gunner Olszewski, Dec. 6, 2020, vs. New England (70 yards)  
**CHARGERS** — *Wes Chandler, AFC Divisional, Jan. 2, 1982 at Miami (58 yards)*  
**OPPONENT** — *Santonio Holmes, AFC Divisional, Jan. 11, 2009 at Pittsburgh (67 yards)*

### Blocked Punt Returned for Touchdown

**CHARGERS** — Jacob Hester, Oct. 25, 2009 at Kansas City (Recovered own blocked Dustin Colquitt punt in end zone)  
**OPPONENT** — Daniel Thomas, Oct. 25, 2020 vs. Jacksonville (Recovered own blocked Ty Long punt, returned recovery 16 yards)  
**CHARGERS** — *Never*  
**OPPONENT** — *Never*

### Recovered Own Onside Kick Attempt

**CHARGERS** — Darrell Stuckey of Nick Novak kick, Nov. 18, 2012 at Denver  
**OPPONENT** — Keion Crossen of Riley Dixon kick, Dec. 12, 2021 vs. New York Giants  
**CHARGERS** — *Richard Marshall of Nick Novak kick, AFC Divisional, Jan. 12, 2014 at Denver*  
**OPPONENT** — *Never*

## OTHER DEFENSE

### Shutout Posted

**CHARGERS** — Oct. 22, 2017 vs. Denver Broncos (21-0 Chargers win)  
**OPPONENT** — Dec. 6, 2020 vs. New England (45-0, Patriots win)  
**CHARGERS** — *AFC Wild Card, Jan. 2, 1993 vs. Kansas City (Chargers win, 17-0)*  
**OPPONENT** — *AFC Divisional, Jan. 10, 1993 at Miami (Dolphins win, 31-0)*

### Fumble Returned for Touchdown

**CHARGERS** — Tevaughn Campbell, Dec. 5, 2021 at Cincinnati (61 yards)  
**OPPONENT** — **John Jenkins, Dec. 14, 2023 at Las Vegas (44 yards)**  
**CHARGERS** — *Never*  
**OPPONENT** — *Guy Ruff, AFC Wild Card, Jan. 9, 1983 at Pittsburgh (Recovered opening kickoff fumble in end zone)*

### Safety Scored

**CHARGERS** — Oct. 23, 2022 vs. Seattle (Kenneth Walker III tackled by Sebastian Joseph-Day and Troy Reeder in end zone)  
**OPPONENT** — Nov. 22, 2020 vs. N.Y. Jets (Ty Long ran out of bounds out of the back of the end zone)  
**CHARGERS** — *AFC Divisional, Jan. 8, 1995 vs. Miami (Bernie Parmalee tackled in end zone by Reuben Davis)*  
**OPPONENT** — *Never*

## MISCELLANEOUS

### No Penalties

**CHARGERS** — Oct. 9, 2011 at Denver (Chargers win, 29-24)  
**OPPONENT** — Dec. 4, 2005 vs. Oakland (Raiders win, 34-10)  
**CHARGERS** — *Never*  
**OPPONENT** — *AFC Divisional, Jan. 10, 1993 at Miami (Dolphins win, 31-0)*

### Game Without Touchdown

**CHARGERS** — **Dec. 3, 2023 at New England (Chargers win, 6-0)**  
**CHARGERS** — **Dec. 3, 2023 at New England (Chargers win, 6-0)**  
**CHARGERS** — *AFC Championship, Jan. 20, 2008 at New England (Patriots win, 21-12)*  
**OPPONENT** — *AFC Wild Card, Jan. 6, 2008 vs. Tennessee (Chargers win, 17-6)*

### 50 Points, Game

**CHARGERS** — Nov. 19, 2017 vs. Buffalo (Chargers win, 54-24)  
**OPPONENT** — **Dec. 14, 2023 at Las Vegas (Raiders win, 63-21)**  
**CHARGERS** — *AFL Championship, Jan. 5, 1964 vs. Boston (Chargers win, 51-10)*  
**OPPONENT** — *Never*

### 40 Points, Game

**CHARGERS** — Dec. 5, 2021 at Cincinnati (Chargers win, 41-22)  
**OPPONENT** — **Dec. 14, 2023 at Las Vegas (Raiders win, 63-21)**  
**CHARGERS** — *AFC Divisional, Jan. 2, 1982 at Miami (Chargers win, 41-38)*  
**OPPONENT** — *AFC Divisional, Jan. 13, 2019 at New England (Patriots win, 41-28)*

### 600 Yards Total Offense, Game

**CHARGERS** — Dec. 20, 1982 vs. Cincinnati (661 yards)  
**OPPONENT** — Oct. 1, 2000 at St. Louis (614 yards)  
**CHARGERS** — *AFL Championship, Jan. 5, 1964 vs. Boston (610 yards)*  
**OPPONENT** — *Never*

### 500 Yards Total Offense, Game

**CHARGERS** — Dec. 8, 2019 at Jacksonville (525 yards)  
**OPPONENT** — **Nov. 12, 2023 vs. Detroit (533 yards)**  
**CHARGERS** — *AFC Divisional, Jan. 2, 1982 at Miami (564 yards)*  
**OPPONENT** — *Never*

# STANDINGS || CAPTAINS || TIME SPENT IN LEAD

## 2023 NFL STANDINGS

### AFC East

Team	W	L	T	Pct.	PF	PA	Home	Road	Div	AFC	NFC
x-Mia.	11	4	0	.733	463	314	7-1	4-3	4-1	7-3	4-1
Buf.	9	6	0	.600	403	276	6-2	3-4	2-2	5-5	4-1
NYJ	6	9	0	.400	231	315	4-5	2-4	1-4	3-7	3-2
N.E.	4	11	0	.267	212	322	1-7	3-4	2-2	4-6	0-5

### AFC North

Team	W	L	T	Pct.	PF	PA	Home	Road	Div	AFC	NFC
x-Bal.	12	3	0	.800	417	244	5-2	7-1	3-2	7-3	6-0
Cle.	10	5	0	.667	345	311	7-1	3-4	3-2	7-3	3-2
Pit.	8	7	0	.533	257	291	5-4	3-3	4-1	6-5	2-2
Cin.	8	7	0	.533	318	345	5-3	3-4	0-5	3-7	5-0

### AFC South

Team	W	L	T	Pct.	PF	PA	Home	Road	Div	AFC	NFC
Jax.	8	7	0	.533	339	343	3-5	5-2	4-1	6-5	2-2
Ind.	8	7	0	.533	354	372	3-4	5-3	3-2	6-4	2-3
Hou.	8	7	0	.533	328	331	5-3	3-4	2-2	5-5	3-1
Ten.	5	10	0	.333	274	321	4-4	1-6	0-4	3-7	1-3

### AFC West

Team	W	L	T	Pct.	PF	PA	Home	Road	Div	AFC	NFC
K.C.	9	6	0	.600	333	265	4-4	5-2	3-2	7-3	2-3
L.V.	7	8	0	.467	285	294	5-3	2-5	3-2	5-5	2-3
Den.	7	8	0	.467	327	377	4-4	3-4	2-2	4-6	1-3
<b>LAC</b>	<b>5</b>	<b>10</b>	<b>0</b>	<b>.333</b>	<b>325</b>	<b>369</b>	<b>2-6</b>	<b>3-4</b>	<b>1-3</b>	<b>3-7</b>	<b>2-3</b>

### NFC East

Team	W	L	T	Pct.	PF	PA	Home	Road	Div	NFC	AFC
x-Phi.	11	4	0	.733	392	366	6-1	5-3	4-1	7-3	3-1
x-Dal.	10	5	0	.667	451	286	7-0	3-5	4-1	7-3	4-1
NYG	5	10	0	.333	214	371	3-3	2-7	2-3	4-6	1-4
Was.	4	11	0	.267	309	453	1-5	3-6	0-5	2-8	2-3

### NFC North

Team	W	L	T	Pct.	PF	PA	Home	Road	Div	NFC	AFC
y-Det.	11	4	0	.733	412	355	5-2	6-2	3-2	7-3	4-0
Min.	7	8	0	.467	314	299	2-5	5-3	2-2	6-4	1-4
G.B.	7	8	0	.467	333	331	4-3	3-5	2-2	5-5	2-4
Chi.	6	9	0	.400	314	345	4-3	2-6	2-3	5-5	1-4

### NFC South

Team	W	L	T	Pct.	PF	PA	Home	Road	Div	NFC	AFC
T.B.	8	7	0	.533	326	302	4-3	4-4	3-1	6-4	2-3
Atl.	7	8	0	.467	287	288	5-3	2-5	3-2	4-6	3-2
N.O.	7	8	0	.467	331	297	4-3	3-5	2-2	4-6	4-2
Car.	2	13	0	.133	236	381	2-5	0-8	1-4	1-10	1-3

### NFC West

Team	W	L	T	Pct.	PF	PA	Home	Road	Div	NFC	AFC
y-S.F.	11	4	0	.733	444	267	5-2	6-2	5-0	9-1	2-3
LAR	8	7	0	.533	357	332	5-3	3-4	4-1	6-4	2-5
Sea.	8	7	0	.533	320	352	5-2	3-5	1-4	6-5	2-2
Ari.	3	12	0	.200	275	403	2-5	1-7	0-5	2-8	1-4

z—Clinched Division and No. 1 Seed (First-Round Bye)

y—Clinched Division

x—Clinched Playoff Berth

## TEAM CAPTAINS

WR Keenan Allen, RB Austin Ekeler, LS Josh Harris, QB Justin Herbert, S Derwin James Jr., DL Sebastian Joseph-Day, LB Eric Kendricks, C Corey Linsley and OLB Khalil Mack were named season-long captains prior to Week 1. Select game captains are chosen to represent the team in the coin toss each week. Below is a list of the game captains for each game in 2023:

Date	Opponent	Game Captains
Sept. 10	Miami . . . . .	Keenan Allen and Derwin James Jr.
Sept. 17	at Tennessee . . .	Keenan Allen and Derwin James Jr.
Sept. 24	at Minnesota . . . .	K.Allen, D.James, S.Joseph-Day
Oct. 1	Las Vegas . . . . .	Keenan Allen and Sebastian Joseph-Day
Oct. 16	Dallas . . . . .	K.Allen, D.James, S.Joseph-Day
Oct. 22	at Kansas City . . .	K.Allen, D.James, S.Joseph-Day
Oct. 29	Chicago . . . . .	K.Allen, D.James, S.Joseph-Day
Nov. 6	at N.Y. Jets . . . . .	K.Allen, D.James, S.Joseph-Day
Nov. 12	Detroit . . . . .	K.Allen, D.James, S.Joseph-Day
Nov. 19	at Green Bay . . . .	K.Allen, D.James, S.Joseph-Day
Nov. 26	Baltimore . . . . .	K.Allen, D.James, S.Joseph-Day
Dec. 3	at New England . .	K.Allen, D.James, S.Joseph-Day
Dec. 10	Denver . . . . .	K.Allen, D.James, S.Joseph-Day
Dec. 14	at Las Vegas . . . . .	Derwin James Jr.
Dec. 23	Buffalo . . . . .	Derwin James Jr.
Dec. 31	at Denver	
Jan. 6/7	Kansas City	

## TIME SPENT IN THE LEAD

Date	Opponent	Result	Time with Chargers	
			Leading	Trailing
Sept. 10	Miami . . . . .	L, 36-34	30:05	14:53
Sept. 17	at Tennessee . . . .	L, 27-24(OT)	35:54	12:52
Sept. 24	at Minnesota . . . .	W, 28-24	37:56	4:36
Oct. 1	Las Vegas . . . . .	W, 24-17	50:35	0:00
Oct. 16	Dallas . . . . .	L, 20-17	4:10	20:19
Oct. 22	at Kansas City . . .	L, 31-17	0:00	40:16
Oct. 29	Chicago . . . . .	W, 30-13	52:08	0:00
Nov. 6	at N.Y. Jets . . . . .	W, 27-6	58:15	0:00
Nov. 12	Detroit . . . . .	L, 41-38	0:00	41:31
Nov. 19	at Green Bay . . . .	L, 23-20	27:09	14:50
Nov. 26	Baltimore . . . . .	L, 20-10	13:22	40:41
Dec. 3	at New England . .	W, 6-0	39:09	0:00
Dec. 10	Denver . . . . .	L, 24-7	0:00	50:00
Dec. 14	at Las Vegas . . . .	L, 63-21	0:00	53:10
Dec. 23	Buffalo . . . . .	L, 24-22	25:52	25:40
Dec. 31	at Denver			
Jan. 6/7	Kansas City			
<b>Season Total . . . . .</b>			<b>6:14:35</b>	<b>5:18:50</b>
<b>Season Average . . . . .</b>			<b>25:00</b>	<b>21:15</b>

# WEEKLY RANKINGS

## 2023 WEEKLY NFL RANKINGS

Week	Opp.	Offense			Defense		
		Total	Rush	Pass	Total	Rush	Pass
1	Mia	2	1	14	32	6	32
2	at Ten	4	5	11	32	15	32
3	at Min	2	13	3	31	15	32
4	LV	7	12	5	31	13	32
5	BYE	5	14	6	31	14	32
6	Dal	8	18	5	31	14	32
7	at KC	8	16	8	31	11	32
8	Chi	7	22	6	31	6	32
9	at NYJ	15	21	11	30	T-6	32
10	Det	11	22	8	31	12	32
11	at GB	11	18	9	31	12	32
12	Bal	11	20	10	32	14	32
13	at NE	15	25	11	29	17	31
14	Den	17	26	10	29	16	29
15	at LV	15	27	10	29	18	30
16	Buf	18	24	13	29	17	30
17	at Den						
18	KC						
<b>Chargers in 2022</b>		<b>9</b>	<b>30</b>	<b>3</b>	<b>20</b>	<b>28</b>	<b>7</b>
<b>Chargers in 2021</b>		<b>4</b>	<b>21</b>	<b>T-2</b>	<b>23</b>	<b>30</b>	<b>12</b>
<b>Chargers in 2020</b>		<b>9</b>	<b>18</b>	<b>6</b>	<b>10</b>	<b>18</b>	<b>9</b>
<b>Chargers in 2019</b>		<b>10</b>	<b>28</b>	<b>6</b>	<b>6</b>	<b>18</b>	<b>5</b>
<b>Chargers in 2018</b>		<b>11</b>	<b>15</b>	<b>10</b>	<b>9</b>	<b>9</b>	<b>9</b>
<b>Chargers in 2017</b>		<b>4</b>	<b>24</b>	<b>1</b>	<b>15</b>	<b>31</b>	<b>3</b>
<b>Chargers in 2016</b>		<b>14</b>	<b>26</b>	<b>8</b>	<b>16</b>	<b>10</b>	<b>20</b>
<b>Chargers in 2015</b>		<b>9</b>	<b>31</b>	<b>4</b>	<b>20</b>	<b>27</b>	<b>T-14</b>
<b>Chargers in 2014</b>		<b>18</b>	<b>30</b>	<b>10</b>	<b>9</b>	<b>26</b>	<b>4</b>
<b>Chargers in 2013</b>		<b>5</b>	<b>13</b>	<b>4</b>	<b>23</b>	<b>12</b>	<b>29</b>
<b>Chargers in 2012</b>		<b>31</b>	<b>27</b>	<b>24</b>	<b>9</b>	<b>6</b>	<b>18</b>
<b>Chargers in 2011</b>		<b>6</b>	<b>16</b>	<b>6</b>	<b>16</b>	<b>20</b>	<b>13</b>
<b>Chargers in 2010</b>		<b>1</b>	<b>15</b>	<b>2</b>	<b>1</b>	<b>4</b>	<b>1</b>
<b>Chargers in 2009</b>		<b>10</b>	<b>31</b>	<b>5</b>	<b>16</b>	<b>20</b>	<b>11</b>
<b>Chargers in 2008</b>		<b>11</b>	<b>20</b>	<b>7</b>	<b>25</b>	<b>11</b>	<b>31</b>
<b>Chargers in 2007</b>		<b>20</b>	<b>7</b>	<b>26</b>	<b>14</b>	<b>16</b>	<b>14</b>
<b>Chargers in 2006</b>		<b>4</b>	<b>2</b>	<b>16</b>	<b>10</b>	<b>7</b>	<b>13</b>
<b>Chargers in 2005</b>		<b>10</b>	<b>9</b>	<b>12</b>	<b>13</b>	<b>1</b>	<b>28</b>
<b>Chargers in 2004</b>		<b>10</b>	<b>6</b>	<b>16</b>	<b>18</b>	<b>3</b>	<b>31</b>
<b>Chargers in 2003</b>		<b>14</b>	<b>6</b>	<b>19</b>	<b>27</b>	<b>T-25</b>	<b>21</b>
<b>Chargers in 2002</b>		<b>16</b>	<b>8</b>	<b>22</b>	<b>30</b>	<b>11</b>	<b>32</b>

## 2023 REGULAR-SEASON RANKINGS

### LOS ANGELES CHARGERS (Team)

Category	NFL	AFC
Turnover Margin (+1) . . . . .	14	8
Points Scored (21.7) . . . . .	18	10
Points Allowed (24.6) . . . . .	26	14
Total Offense (329.7) . . . . .	18	9
Rushing (95.9) . . . . .	24	11
Passing (233.8) . . . . .	13	7
Total Defense (372.6) . . . . .	29	14
vs. Rush (113.3) . . . . .	17	9
vs. Pass (259.3) . . . . .	30	16
Third-Down Offense (39.6%) . . . . .	14	5
Third-Down Defense (38.2%) . . . . .	15	10
Red-Zone Offense (62.8%) . . . . .	7	3
Red-Zone Defense (56.3%) . . . . .	20	12

### LOS ANGELES CHARGERS (Individual)

Category	NFL	AFC
<b>Passing</b>		
Rating: Easton Stick (94.4) . . . . .	31	19
Yards: Justin Herbert (3,134) . . . . .	17	7
Touchdowns: Justin Herbert (20) . . . . .	T-11	T-5
<b>Rushing</b>		
Attempts: Austin Ekeler (156) . . . . .	T-31	T-16
Yards: Austin Ekeler (571) . . . . .	38	19
Touchdowns: Austin Ekeler (5) . . . . .	T-19	T-11
<b>Receiving</b>		
Receptions: Keenan Allen (108) . . . . .	2	1
Yards: Keenan Allen (1,243) . . . . .	7	3
Touchdowns: Keenan Allen (7) . . . . .	T-11	T-4
<b>Defense</b>		
Total Tackles: Kenneth Murray Jr. (107) . . . . .	29	14
Solo Tackles: Kenneth Murray Jr. (78) . . . . .	11	6
INTs: Asante Samuel Jr. (2) . . . . .	T-35	T-17
Sacks: Khalil Mack (15.0) . . . . .	4	3

# GAME-BY-GAME STARTERS

## OFFENSIVE STARTERS

		WR	WR	TE	LT	LG	C	RG	RT	QB	RB	3WR	2TE	4WR
Sept. 10	Mia	K.Allen	M.Williams	G.Everett	R.Slater	Z.Johnson	C.Linsley	J.Salyer	T.Pipkins	J.Herbert	A.Ekeler	—	D.Parham	—
Sept. 17	at Ten	K.Allen	M.Williams	G.Everett	R.Slater	Z.Johnson	C.Linsley	J.Salyer	T.Pipkins	J.Herbert	J.Kelley	—	D.Parham	—
Sept. 24	at Min	K.Allen	M.Williams	D.Parham	R.Slater	Z.Johnson	C.Linsley	J.Salyer	T.Pipkins	J.Herbert	J.Kelley	—	S.Smartt	—
Oct. 1	LV	K.Allen	J.Palmer	G.Everett	R.Slater	Z.Johnson	W.Clapp	J.Salyer	T.Pipkins	J.Herbert	J.Kelley	Q.Johnston	—	—
Oct. 16	Dal	K.Allen	J.Palmer	G.Everett	R.Slater	Z.Johnson	W.Clapp	J.Salyer	T.Pipkins	J.Herbert	A.Ekeler	—	D.Parham	—
Oct. 22	at KC	K.Allen	J.Palmer	G.Everett	R.Slater	Z.Johnson	W.Clapp	J.Salyer	T.Pipkins	J.Herbert	A.Ekeler	Q.Johnston	—	—
Oct. 29	Chi	K.Allen	J.Palmer	D.Parham	R.Slater	Z.Johnson	W.Clapp	J.Salyer	T.Pipkins	J.Herbert	A.Ekeler	—	S.Smartt	—
Nov. 6	at NYJ	K.Allen	J.Guyton	D.Parham	R.Slater	Z.Johnson	W.Clapp	J.Salyer	T.Pipkins	J.Herbert	A.Ekeler	—	N.Vannett	—
Nov. 12	Det	K.Allen	Q.Johnston	D.Parham	R.Slater	Z.Johnson	W.Clapp	J.Salyer	T.Pipkins	J.Herbert	A.Ekeler	—	N.Vannett	—
Nov. 19	at GB	K.Allen	Q.Johnston	S.Smartt	R.Slater	Z.Johnson	W.Clapp	J.Salyer	T.Pipkins	J.Herbert	A.Ekeler	A.Erickson	—	—
Nov. 26	Bal	K.Allen	J.Guyton	G.Everett	R.Slater	Z.Johnson	W.Clapp	J.Salyer	T.Pipkins	J.Herbert	A.Ekeler	Q.Johnston	—	—
Dec. 3	at NE	K.Allen	Q.Johnston	G.Everett	R.Slater	Z.Johnson	W.Clapp	J.Salyer	T.Pipkins	J.Herbert	A.Ekeler	—	D.Parham	—
Dec. 10	Den	K.Allen	A.Erickson	G.Everett	R.Slater	Z.Johnson	W.Clapp	J.Salyer	T.Pipkins	J.Herbert	A.Ekeler	—	N.Vannett	—
Dec. 14	at LV	J.Guyton	Q.Johnston	G.Everett	R.Slater	Z.Johnson	W.Clapp	J.Salyer	T.Pipkins	E.Stick	A.Ekeler	—	N.Vannett	—
Dec. 23	Buf	J.Palmer	Q.Johnston	G.Everett	R.Slater	Z.Johnson	B.Jaimes	J.Salyer	T.Pipkins	E.Stick	A.Ekeler	D.Davis	—	—
Dec. 31	at Den													
Jan. 6/7	KC													

## DEFENSIVE STARTERS

		OLB	DL	DL	DL	OLB	LB	LB	CB	CB	S	S	3CB	3S
Sept. 10	Mia	K.Mack	S.Joseph-Day	A.Johnson	N.Williams	J.Bosa	E.Kendricks	K.Murray	M.Davis	J.Jackson	A.Gilman	D.James	—	—
Sept. 17	at Ten	K.Mack	S.Joseph-Day	A.Johnson	—	T.Tuipulotu	N.Niemann	K.Murray	A.Samuel	J.Jackson	A.Gilman	D.James	J.Taylor	—
Sept. 24	at Min	K.Mack	S.Joseph-Day	A.Johnson	N.Williams	T.Tuipulotu	—	K.Murray	M.Davis	A.Samuel	A.Gilman	D.James	J.Taylor	—
Oct. 1	LV	K.Mack	S.Joseph-Day	A.Johnson	N.Williams	T.Tuipulotu	E.Kendricks	K.Murray	M.Davis	A.Samuel	D.Marlowe	R.Layne	—	—
Oct. 16	Dal	K.Mack	S.Joseph-Day	A.Johnson	—	T.Tuipulotu	E.Kendricks	K.Murray	M.Davis	A.Samuel	D.Marlowe	D.James	J.Taylor	—
Oct. 22	at KC	K.Mack	S.Joseph-Day	A.Johnson	—	T.Tuipulotu	E.Kendricks	K.Murray	M.Davis	A.Samuel	D.Marlowe	D.James	J.Taylor	—
Oct. 29	Chi	K.Mack	S.Joseph-Day	A.Johnson	N.Williams	J.Bosa	—	E.Kendricks	K.Murray	M.Davis	A.Samuel	A.Gilman	D.James	—
Nov. 6	at NYJ	K.Mack	S.Joseph-Day	A.Johnson	—	J.Bosa	E.Kendricks	K.Murray	M.Davis	A.Samuel	A.Gilman	D.James	J.Taylor	—
Nov. 12	Det	K.Mack	S.Joseph-Day	A.Johnson	—	J.Bosa	E.Kendricks	K.Murray	D.Leonard	A.Samuel	A.Gilman	D.James	J.Taylor	—
Nov. 19	at GB	K.Mack	S.Joseph-Day	A.Johnson	—	J.Bosa	E.Kendricks	K.Murray	M.Davis	A.Samuel	A.Gilman	D.James	—	D.Marlowe
Nov. 26	Bal	K.Mack	S.Joseph-Day	A.Johnson	N.Williams	—	E.Kendricks	K.Murray	D.Leonard	A.Samuel	A.Gilman	D.James	—	J.Hawkins
Dec. 3	at NE	K.Mack	S.Joseph-Day	A.Johnson	—	T.Tuipulotu	E.Kendricks	K.Murray	D.Leonard	A.Samuel	A.Gilman	D.James	E.Bassey	—
Dec. 10	Den	K.Mack	S.Joseph-Day	A.Johnson	—	T.Tuipulotu	E.Kendricks	K.Murray	M.Davis	A.Samuel	A.Gilman	D.James	—	J.Hawkins
Dec. 14	at LV	K.Mack	S.Joseph-Day	A.Johnson	M.Fox	T.Tuipulotu	E.Kendricks	K.Murray	M.Davis	A.Samuel	A.Gilman	D.James	—	—
Dec. 23	Buf	K.Mack	N.Williams	A.Johnson	M.Fox	T.Tuipulotu	—	K.Murray	M.Davis	A.Samuel	A.Gilman	D.James	—	J.Hawkins
Dec. 31	at Den													
Jan. 6/7	KC													

# WEEKLY INACTIVES

Sept. 10	Miami:	Daiyan Henley, AJ Finley, Isaiah Spiller, Brenden Jaimes, Christopher Hinton, Chris Rumph II.
Sept. 15	at Tennessee:	Daiyan Henley, Eric Kendricks, AJ Finley, Austin Ekeler, Brenden Jaimes, Christopher Hinton, Chris Rumph. II
Sept. 24	at Minnesota:	Eric Kendricks, J.C. Jackson, Austin Ekeler, Brenden Jaimes, Zack Bailey, Christopher Hinton.
Oct. 1	Las Vegas:	Derwin James Jr., Austin Ekeler, Alohi Gilman, Deane Leonard, Zack Bailey, Christopher Hinton, Joey Bosa.
Oct. 16	Dallas:	Alohi Gilman, Deane Leonard, Elijah Dotson, Zack Bailey, Simi Fehoko, Christopher Hinton.
Oct. 22	at Kansas City:	Mark Webb Jr., Alohi Gilman, Deane Leonard, Elijah Dotson, Zack Bailey, Tre' McKitty, Christopher Hinton.
Oct. 29	Chicago:	Gerald Everett, Jaylinn Hawkins, Elijah Dotson, Zack Bailey, Alex Erickson, Christopher Hinton.
Nov. 6	at New York Jets:	Isaiah Spiller, Jaylinn Hawkins, Elijah Dotson, Zack Bailey, Scott Matlock.
Nov. 12	Detroit:	AJ Finley, Isaiah Spiller, Elijah Dotson, Zack Bailey, Scott Matlock.
Nov. 19	at Green Bay:	Gerald Everett, Jalen Guyton, Essang Bassey, Isaiah Spiller, Elijah Dotson, Zack Bailey, Scott Matlock.
Nov. 26	Baltimore:	AJ Finley, Isaiah Spiller, Elijah Dotson, Zack Bailey, Nick Vannett, Simi Fehoko, Scott Matlock.
Dec. 3	at New England:	Isaiah Spiller, Ja'Sir Taylor, Zack Bailey, Nick Vannett, Simi Fehoko, Scott Matlock.
Dec. 10	Denver:	JT Woods, Deane Leonard, Amen Ogbongbemiga, Stone Smartt, Otito Ogbonnia.
Dec. 14	at Las Vegas:	Keenan Allen, JT Woods, Deane Leonard, Amen Ogbongbemiga, Donald Parham Jr., Otito Ogbonnia, Nick Williams.
Dec. 23	Buffalo:	Max Duggan, Keenan Allen, JT Woods, Deane Leonard, Donald Parham Jr.
Dec. 31	at Denver:	
Jan. 6/7	Kansas City:	

## SEASON TOTALS

(92)

Name	No.	Name	No.	Name	No.	Name	No.
Zack Bailey	10	Brenden Jaimes	3	Chris Rumph II	2	Stone Smartt	1
Elijah Dotson	7	JT Woods	3	Nick Vannett	2	Ja'Sir Taylor	1
Christopher Hinton	7	Keenan Allen	2	Essang Bassey	1	Mark Webb Jr.	1
Deane Leonard	6	Gerald Everett	2	Joey Bosa	1	Nick Williams	1
Isaiah Spiller	6	Jaylinn Hawkins	2	Max Duggan	1		
Scott Matlock	5	Daiyan Henley	2	Jalen Guyton	1		
AJ Finley	4	Eric Kendricks	2	J.C. Jackson	1		
Austin Ekeler	3	Amen Ogbongbemiga	2	Derwin James Jr.	1		
Simi Fehoko	3	Otito Ogbonnia	2	Alex Erickson	1		
Alohi Gilman	3	Donald Parham Jr.	2	Tre' McKitty	1		

# CHARGERS AND OPPONENT WEEKLY LEADERS

## REGULAR-SEASON WEEKLY LEADERS, LOS ANGELES CHARGERS

		Scoring	Pass Yds.	Carries	Rush Yds.	Catches	Rec. Yds.	Tackles (Solo)	Sacks
Sept. 10	Miami:	Dicker 10	Herbert 228	Ekeler 16	Ekeler 117	Allen 6	Allen 76	Gilman 11 (9)	None
Sept. 17	at Tennessee:	Allen 12	Herbert 305	Kelley 13	Kelley 39	Two Tied 8	Allen 111	James 11 (7)	Bosa 2.0
Sept. 24	at Minnesota:	Parham 12	Herbert 405	Kelley 11	Kelley 12	Allen 18	Allen 215	Murray 9 (8)	Four Tied 1.0
Oct. 1	Las Vegas:	Herbert 12	Herbert 167	Kelley 17	Kelley 65	Two Tied 3	Palmer 77	Mack 10 (8)	Mack 6.0
Oct. 16	Dallas:	Herbert 12	Herbert 227	Ekeler 14	Ekeler 27	Allen 7	Allen 85	Murray 9 (8)	Fox 2.0
Oct. 22	at Kansas City:	Two Tied 6	Herbert 259	Ekeler 14	Kelley 75	Palmer 5	Palmer 133	Marlowe 11 (10)	Murray 1.0
Oct. 29	Chicago:	Dicker 12	Herbert 298	Ekeler 15	Ekeler 29	Allen 8	Eleker 94	Kendricks 10 (9)	Bosa 1.0
Nov. 6	at New York Jets:	Ekeler 12	Herbert 136	Ekeler 14	Ekeler 47	Allen 8	Allen 77	James 10 (7)	Bosa 2.5
Nov. 12	Detroit:	Allen 12	Herbert 323	Ekeler 19	Ekeler 67	Allen 11	Allen 175	James 13 (8)	None
Nov. 19	at Green Bay:	Dicker 8	Herbert 260	Ekeler 10	Herbert 73	Allen 10	Allen 116	Murray 10 (6)	Mack 2.0
Nov. 26	Baltimore:	Everett 6	Herbert 217	Ekeler 10	Herbert 47	Allen 14	Allen 106	Gilman 9 (6)	Mack 2.0
Dec. 3	at New England:	Dicker 6	Herbert 212	Ekeler 14	Ekeler 18	Two Tied 5	Allen 58	Kendricks 10 (6)	Mack 2.0
Dec. 10	Denver:	Ekeler 6	Stick 179	Ekeler 10	Ekeler 51	Allen	Johnston 91	Murray 12 (9)	Both 1.0
Dec. 14	at Las Vegas:	Three Tied 6	Stick 257	Spiller 16	Spiller 50	Everett 5	Palmer 113	Kendricks 12 (9)	Kendricks 1.0
Dec. 23	Buffalo:	Dicker 16	Stick 215	Ekeler 15	Ekeler 65	Everett 7	Palmer 47	James 8 (4)	Two Tied 0.5
Dec. 31	at Denver:								
Jan. 6/7	Kansas City:								

## REGULAR-SEASON WEEKLY LEADERS, OPPONENT

		Scoring	Pass Yds.	Carries	Rush Yds.	Catches	Rec. Yds.	Tackles (Solo)	Sacks
Sept. 10	Miami:	Two Tied 12	Tagovailoa 466	Mostert 10	Mostert 37	Hill 11	Hill 215	Holland 14 (10)	Two Tied 1.0
Sept. 17	at Tennessee:	Folk 9	Tannehill 246	Henry 25	Henry 80	Two Tied 4	Hopkins 40	Byard 12 (7)	Three Tied 1.0
Sept. 24	at Minnesota:	Four Tied 6	Cousins 367	Mattison 20	Mattison 93	Jefferson 8	Jefferson 149	Evans 11 (7)	Hunter 1.0
Oct. 1	Las Vegas:	Two Tied 6	O'Connell 238	Jacobs 17	Jacobs 58	Two Tied 8	Jacobs 81	Crosby 8 (5)	Crosby 2.0
Oct. 16	Dallas:	Three Tied 6	Prescott 272	Pollard 15	Prescott 40	Lamb 7	Lamb 117	Clark 8 (7)	Parsons 1.0
Oct. 22	at Kansas City:	Butker 7	Mahomes 424	Pacheco 13	Pacheco 32	Kelce 12	Kelce 179	Bolton 9 (3)	Five Tied 1.0
Oct. 29	Chicago:	Two Tied 6	Bagent 232	Foreman 9	Foreman 34	Kmet 10	Kmet 79	Edwards 13 (9)	None
Nov. 6	at New York Jets:	Zuerlein 6	Z.Wilson 263	Hall 16	Hall 50	G.Wilson 7	G.Wilson 80	Mosley 11 (6)	Huff 1.5
Nov. 12	Detroit:	Gibbs 12	Goff 333	Gibbs 14	Montgomery 116	St. Brown 8	St. Brown 156	Anzalone 9 (4)	None
Nov. 19	at Green Bay:	Three Tied 6	Love 322	Dillon 14	Reed 46	Doubs 5	Wicks 91	Owens 8 (4)	Two Tied 1.0
Nov. 26	Baltimore:	Flowers 12	Jackson 177	Jackson 11	Mitchell 64	Flowers 25	Likely 40	Smith 8 (5)	Two Tied 1.0
Dec. 3	at New England:	None	Zappe 141	Elliott 17	Elliott 52	Two Tied 4	Parker 64	Bentley 8 (1)	None
Dec. 10	Denver:	Four	Wilson 224	Williams 17	Williams 66	Perine 5	Sutton 62	Singleton 14 (10)	Six Tied 1.0
Dec. 14	at Las Vegas:	Tucker 12	O'Connell 248	White 17	White 69	Adams 8	Adams 101	Deablo 12 (7)	Koonce 2.0
Dec. 23	Buffalo:	Allen 12	Allen 237	Cook 20	Cook 70	Diggs 5	Davis 130	Rapp 7 (2)	Oliver 2.0
Dec. 31	at Denver:								
Jan. 6/7	Kansas City:								



# REGULAR-SEASON PLAYER PARTICIPATION

2023 Season Player	1	2	3	4	6	7	8	9	10	11	12	13	14	15	16	17	18	Season Totals			
	MIA	at TEN	at MIN	LV	DAL	at KC	CHI	at NYJ	DET	at GB	BAL	at NE	DEN	at LV	BUF	at DEN	KC	GS	GP	DNP	INA
Allen, Brevin	SUB	SUB	PS	PS	PS	PS	PS	PS	PS	PS	PS	PS	PS	PS	PS	PS	PS	0	2	0	0
Allen, Keenan	<b>WR</b>	<b>WR</b>	<b>WR</b>	<b>WR</b>	<b>WR</b>	<b>WR</b>	<b>WR</b>	<b>WR</b>	<b>WR</b>	<b>WR</b>	<b>WR</b>	<b>WR</b>	<b>WR</b>	<b>WR</b>	INA	INA	INA	13	13	0	2
Anderson, Stephen	—	—	—	—	—	—	—	—	—	PS	PS	SUB	SUB	SUB	PS	PS	PS	0	3	0	0
Bailey, Zack	PS	PS	INA	INA	INA	INA	INA	INA	INA	INA	INA	INA	IR	IR	IR	IR	IR	0	0	0	10
Bassey, Essang	—	—	—	—	DNP	SUB	SUB	SUB	SUB	INA	SUB	<b>DB</b>	SUB	SUB	SUB	SUB	SUB	1	8	1	1
Bosa, Joey	<b>OLB</b>	SUB	SUB	INA	SUB	SUB	<b>OLB</b>	<b>OLB</b>	<b>OLB</b>	<b>OLB</b>	IR	IR	IR	IR	IR	IR	5	9	0	1	
Bynum, Terrell	PS	PS	PS	PS	PS	PS	PS	PS	PS	PS	SUB	PS	PS	PS	PS	PS	PS	0	1	0	0
Clark, Jerrod	PS	PS	PS	PS	PS	PS	PS	PS	PS	PS	PS	PS	PS	PS	PS	PS	PS	0	0	0	0
Clapp, Will	SUB	SUB	SUB	<b>C</b>	<b>C</b>	<b>C</b>	<b>C</b>	<b>C</b>	<b>C</b>	<b>C</b>	<b>C</b>	<b>C</b>	<b>C</b>	<b>C</b>	<b>C</b>	<b>C</b>	<b>C</b>	11	14	0	0
Covington, Christian	PS	PS	PS	PS	PS	PS	PS	PS	PS	PS	PS	PS	PS	PS	PS	PS	PS	0	0	0	0
Davis, Derius	SUB	SUB	SUB	SUB	SUB	SUB	SUB	SUB	SUB	SUB	SUB	SUB	SUB	SUB	SUB	<b>WR</b>	<b>WR</b>	1	15	0	0
Davis, Michael	<b>CB</b>	<b>SUB</b>	<b>CB</b>	<b>CB</b>	<b>CB</b>	<b>CB</b>	<b>CB</b>	<b>CB</b>	<b>CB</b>	<b>CB</b>	<b>CB</b>	<b>CB</b>	<b>CB</b>	<b>CB</b>	<b>CB</b>	<b>CB</b>	<b>CB</b>	11	15	0	0
Dicker, Cameron	SUB	SUB	SUB	SUB	SUB	SUB	SUB	SUB	SUB	SUB	SUB	SUB	SUB	SUB	SUB	SUB	SUB	0	15	0	0
Doss, Keelan	PS	PS	PS	SUB	SUB	SUB	PS	PS	PS	PS	PS	PS	PS	PS	PS	PS	PS	0	4	0	0
Dotson, Elijah	SUB	SUB	SUB	SUB	INA	INA	INA	INA	INA	INA	INA	—	PS	PS	PS	PS	PS	0	4	0	7
Duggan, Max	PS	PS	PS	PS	PS	PS	PS	PS	PS	PS	PS	PS	PS	DNP	INA	INA	INA	0	0	1	1
Ekeler, Austin	<b>RB</b>	INA	INA	INA	<b>RB</b>	<b>RB</b>	<b>RB</b>	<b>RB</b>	<b>RB</b>	<b>RB</b>	<b>RB</b>	<b>RB</b>	<b>RB</b>	<b>RB</b>	<b>RB</b>	<b>RB</b>	<b>RB</b>	12	12	0	3
Erickson, Alex	PS	PS	PS	PS	PS	PS	INA	PS	PS	<b>WR</b>	SUB	SUB	<b>WR</b>	SUB	SUB	SUB	SUB	2	6	0	1
Everett, Gerald	<b>TE</b>	<b>TE</b>	SUB	<b>TE</b>	<b>TE</b>	<b>TE</b>	INA	SUB	INA	<b>TE</b>	<b>TE</b>	<b>TE</b>	<b>TE</b>	<b>TE</b>	<b>TE</b>	<b>TE</b>	<b>TE</b>	10	13	0	2
Farmer II, Andrew	PS	PS	PS	SUB	PS	PS	PS	PS	PS	PS	SUB	SUB	SUB	SUB	SUB	SUB	SUB	0	4	0	0
Fehoko, Semi	—	—	—	SUB	INA	SUB	SUB	SUB	SUB	SUB	INA	INA	PS	PS	PS	PS	PS	0	6	0	3
Finley, AJ	INA	INA	—	SUB	SUB	SUB	SUB	SUB	INA	SUB	INA	SUB	SUB	SUB	SUB	SUB	SUB	0	10	0	4
Fox, Morgan	SUB	SUB	SUB	SUB	SUB	SUB	SUB	SUB	SUB	SUB	SUB	SUB	SUB	SUB	<b>DL</b>	<b>DL</b>	<b>DL</b>	2	15	0	0
Gilman, Alohi	<b>S</b>	<b>S</b>	<b>S</b>	INA	INA	INA	<b>S</b>	<b>S</b>	<b>S</b>	<b>S</b>	<b>S</b>	<b>S</b>	<b>S</b>	<b>S</b>	<b>S</b>	<b>S</b>	<b>S</b>	12	12	0	3
Grier, Will	—	—	—	—	—	—	—	—	—	—	—	—	—	—	DNP	DNP	DNP	0	0	1	0
Guyton, Jalen	PUP	PUP	PUP	PUP	PUP	PUP	PUP	<b>WR</b>	SUB	INA	<b>WR</b>	SUB	SUB	<b>WR</b>	SUB	<b>WR</b>	SUB	3	7	0	1
Hankins, Matt	PS	PS	PS	PS	PS	PS	PS	PS	PS	PS	PS	PS	PS	PS	PS	PS	PS	0	0	0	0
Harris, Josh	SUB	SUB	SUB	SUB	SUB	SUB	SUB	SUB	SUB	SUB	SUB	SUB	SUB	SUB	SUB	SUB	SUB	0	15	0	0
Hawkins, Jaylinn	—	—	—	—	—	—	SUB	INA	INA	SUB	<b>S</b>	SUB	<b>S</b>	SUB	<b>S</b>	SUB	<b>S</b>	3	7	0	2
Henley, Daiyan	INA	INA	SUB	SUB	SUB	SUB	SUB	SUB	SUB	SUB	SUB	SUB	SUB	SUB	SUB	SUB	SUB	0	13	0	2
Herbert, Justin	<b>QB</b>	<b>QB</b>	<b>QB</b>	<b>QB</b>	<b>QB</b>	<b>QB</b>	<b>QB</b>	<b>QB</b>	<b>QB</b>	<b>QB</b>	<b>QB</b>	<b>QB</b>	<b>QB</b>	<b>QB</b>	IR	IR	IR	13	13	0	0
Hinton, Christopher	INA	INA	INA	INA	INA	INA	INA	—	PS	PS	PS	PS	PS	PS	SUB	PS	PS	0	1	0	7
Hollins, Justin	—	—	—	—	—	—	—	—	—	SUB	SUB	SUB	SUB	SUB	SUB	SUB	SUB	0	6	0	0
Horvath, Zander	—	—	—	—	—	—	—	—	—	—	PS	—	—	—	—	—	—	0	0	0	0
Jackson, J.C.	<b>CB</b>	<b>CB</b>	INA	DNP	—	—	—	—	—	—	—	—	—	—	—	—	—	2	2	1	1
Jaimes, Brenden	INA	INA	INA	SUB	SUB	SUB	SUB	SUB	SUB	SUB	SUB	SUB	SUB	SUB	SUB	<b>C</b>	<b>C</b>	1	12	0	3
James Jr., Derwin	<b>S</b>	<b>S</b>	<b>S</b>	INA	<b>S</b>	<b>S</b>	<b>S</b>	<b>S</b>	<b>S</b>	<b>S</b>	<b>S</b>	<b>S</b>	<b>S</b>	<b>S</b>	<b>S</b>	<b>S</b>	<b>S</b>	14	14	0	1
Johnson, Austin	<b>DL</b>	<b>DL</b>	<b>DL</b>	<b>DL</b>	<b>DL</b>	<b>DL</b>	<b>DL</b>	<b>DL</b>	<b>DL</b>	<b>DL</b>	<b>DL</b>	<b>DL</b>	<b>DL</b>	<b>DL</b>	<b>DL</b>	<b>DL</b>	<b>DL</b>	15	15	0	0
Johnson, Zion	<b>LG</b>	<b>LG</b>	<b>LG</b>	<b>LG</b>	<b>LG</b>	<b>LG</b>	<b>LG</b>	<b>LG</b>	<b>LG</b>	<b>LG</b>	<b>LG</b>	<b>LG</b>	<b>LG</b>	<b>LG</b>	<b>LG</b>	<b>LG</b>	<b>LG</b>	15	15	0	0
Johnston, Quentin	SUB	SUB	SUB	<b>WR</b>	<b>WR</b>	<b>WR</b>	<b>WR</b>	<b>WR</b>	<b>WR</b>	<b>WR</b>	<b>WR</b>	<b>WR</b>	<b>WR</b>	<b>WR</b>	<b>WR</b>	<b>WR</b>	<b>WR</b>	8	15	0	0
Joseph-Day, Sebastian	<b>DL</b>	<b>DL</b>	<b>DL</b>	<b>DL</b>	<b>DL</b>	<b>DL</b>	<b>DL</b>	<b>DL</b>	<b>DL</b>	<b>DL</b>	<b>DL</b>	<b>DL</b>	<b>DL</b>	<b>DL</b>	<b>DL</b>	<b>DL</b>	<b>DL</b>	14	14	0	0
Kampmoyer, Hunter	PS	PS	PS	PS	PS	PS	PS	PS	PS	PS	SUB	PS	PS	PS	PS	PS	PS	0	1	0	0
Kelley, Joshua	SUB	<b>RB</b>	<b>RB</b>	<b>RB</b>	SUB	SUB	SUB	SUB	SUB	SUB	SUB	SUB	SUB	SUB	SUB	SUB	SUB	3	15	0	0
Kendricks, Eric	<b>LB</b>	INA	INA	<b>LB</b>	<b>LB</b>	<b>LB</b>	<b>LB</b>	<b>LB</b>	<b>LB</b>	<b>LB</b>	<b>LB</b>	<b>LB</b>	<b>LB</b>	<b>LB</b>	<b>LB</b>	<b>LB</b>	<b>LB</b>	12	13	0	2
Laing, Brent	—	—	—	—	—	—	—	—	—	—	—	—	—	—	PS	PS	PS	0	0	0	0
Layne, Raheem	SUB	SUB	SUB	<b>CB</b>	SUB	IR	IR	IR	IR	IR	IR	IR	IR	IR	IR	IR	IR	1	5	0	0
Leonard, Deane	SUB	SUB	SUB	INA	INA	INA	SUB	SUB	<b>CB</b>	SUB	<b>CB</b>	<b>CB</b>	<b>CB</b>	INA	INA	INA	INA	3	9	0	6
Linsley, Corey	<b>C</b>	<b>C</b>	<b>C</b>	NFI	NFI	NFI	NFI	NFI	NFI	NFI	NFI	NFI	NFI	NFI	NFI	NFI	NFI	3	3	0	0
Lynch, Blake	—	—	—	—	—	—	—	PS	PS	PS	SUB	SUB	SUB	SUB	SUB	SUB	SUB	0	5	0	0
Mack, Khalil	<b>OLB</b>	<b>OLB</b>	<b>OLB</b>	<b>OLB</b>	<b>OLB</b>	<b>OLB</b>	<b>OLB</b>	<b>OLB</b>	<b>OLB</b>	<b>OLB</b>	<b>OLB</b>	<b>OLB</b>	<b>OLB</b>	<b>OLB</b>	<b>OLB</b>	<b>OLB</b>	<b>OLB</b>	15	15	0	0
Marlowe, Dean	PS	SUB	SUB	<b>S</b>	<b>S</b>	<b>S</b>	SUB	SUB	SUB	<b>S</b>	SUB	SUB	SUB	SUB	SUB	SUB	SUB	4	15	0	0
Matlock, Scott	SUB	SUB	SUB	SUB	SUB	SUB	SUB	SUB	INA	INA	INA	INA	SUB	SUB	SUB	SUB	SUB	0	10	0	5
McFadden, Jordan	DNP	DNP	SUB	SUB	DNP	DNP	SUB	SUB	SUB	SUB	DNP	SUB	SUB	SUB	SUB	SUB	SUB	0	10	5	0
McKitty, Tre'	SUB	SUB	SUB	SUB	SUB	INA	SUB	—	—	—	—	—	—	—	—	—	—	0	6	0	1
Murray Jr., Kenneth	<b>LB</b>	<b>LB</b>	<b>LB</b>	<b>LB</b>	<b>LB</b>	<b>LB</b>	<b>LB</b>	<b>LB</b>	<b>LB</b>	<b>LB</b>	<b>LB</b>	<b>LB</b>	<b>LB</b>	<b>LB</b>	<b>LB</b>	<b>LB</b>	<b>LB</b>	15	15	0	0
Muse, Tanner	SUB	SUB	SUB	SUB	SUB	SUB	SUB	SUB	SUB	SUB	IR	IR	IR	IR	IR	IR	IR	0	10	0	0
Niemann, Nick	SUB	<b>LB</b>	SUB	SUB	SUB	SUB	SUB	SUB	SUB	SUB	SUB	SUB	SUB	SUB	SUB	SUB	SUB	1	15	0	0
Ogbongbemiga, Amen	SUB	SUB	SUB	SUB	SUB	SUB	SUB	SUB	SUB	SUB	SUB	SUB	SUB	INA	INA	INA	INA	0	13	0	2
Ogbonnia, Otito	PUP	PUP	PUP	PUP	PUP	PUP	PUP	SUB	SUB	SUB	SUB	SUB	INA	INA	INA	SUB	SUB	0	6	0	2
Okoye, CJ	PS	PS	PS	PS	PS	PS	PS	PS	PS	PS	PS	PS	PS	PS	PS	PS	PS	0	0	0	0
Palmer, Joshua	SUB	SUB	SUB	<b>WR</b>	<b>WR</b>	<b>WR</b>	<b>WR</b>	<b>WR</b>	IR	IR	IR	IR	IR	IR	SUB	<b>WR</b>	<b>WR</b>	4	9	0	0
Parham Jr., Donald	<b>TE</b>	<b>TE</b>	<b>TE</b>	SUB	<b>TE</b>	SUB	<b>TE</b>	<b>TE</b>	<b>TE</b>	SUB	SUB	<b>TE</b>	SUB	INA	INA	INA	INA	8	13	0	2
Patterson, Jaret	—	PS	PS	PS	PS	PS	PS	PS	PS	PS	PS	PS	PS	PS	PS	PS	PS	0	0	0	0
Pipkins III, Trey	<b>RT</b>	<b>RT</b>	<b>RT</b>	<b>RT</b>	<b>RT</b>	<b>RT</b>	<b>RT</b>	<b>RT</b>	<b>RT</b>	<b>RT</b>	<b>RT</b>	<b>RT</b>	<b>RT</b>	<b>RT</b>	<b>RT</b>	<b>RT</b>	<b>RT</b>	15	15	0	0
Pleasants, Austen	PS	—	—	—	—	—	—	—	—	—	—	—	PS	PS	PS	PS	PS	0	0	0	0
Rumph II, Chris	INA	INA	SUB	SUB	SUB	SUB	SUB	SUB	DNP	IR	IR	IR	IR	IR	IR	IR	IR	0	6	1	2
Salyer, Jamaree	<b>RG</b>	<b>RG</b>	<b>RG</b>	<b>RG</b>	<b>RG</b>	<b>RG</b>	<b>RG</b>	<b>RG</b>	<b>RG</b>	<b>RG</b>	<b>RG</b>	<b>RG</b>	<b>RG</b>	<b>RG</b>	<b>RG</b>	<b>RG</b>	<b>RG</b>	15	15	0	0
Samuel Jr., Asante	SUB	<b>CB</b>	<b>CB</b>	<b>CB</b>	<b>CB</b>	<b>CB</b>	<b>CB</b>	<b>CB</b>	<b>CB</b>	<b>CB</b>	<b>CB</b>	<b>CB</b>	<b>CB</b>	<b>CB</b>	<b>CB</b>	<b>CB</b>	<b>CB</b>	14	15	0	0
Sarell, Foster	SUB	SUB	SUB	SUB	SUB	SUB	SUB	SUB	SUB	SUB	SUB	SUB	SUB	SUB	SUB	SUB	SUB	0	15	0	0
Scott, JK	SUB	SUB	SUB	SUB	SUB	SUB	SUB	SUB	SUB	SUB	SUB	SUB	SUB	SUB	SUB	SUB	SUB	0	15	0	0
Shelby, Ty	—	PS	PS	PS	PS	PS	PS	—	—	—	—	—	PS	PS	PS	PS	PS	0	0	0	0
Slater, Rashawn	<b>LT</b>	<b>LT</b>	<b>LT</b>	<b>LT</b>	<b>LT</b>	<b>LT</b>	<b>LT</b>	<b>LT</b>	<b>LT</b>	<b>LT</b>	<b>LT</b>	<b>LT</b>	<b>LT</b>	<b>LT</b>	<b>LT</b>	<b>LT</b>	<b>LT</b>	15	15	0	0
Smartt, Stone	SUB	SUB	<b>TE</b>	SUB	SUB	SUB	<b>TE</b>	SUB	SUB	<b>TE</b>	SUB	SUB	INA	SUB	SUB	SUB	SUB	3	14	0	1
Spiller, Isaiah	INA	SUB	SUB	SUB	SUB	DNP	SUB	INA	INA	INA	INA	INA	SUB	SUB	SUB	SUB	SUB	0	8	1	6
Stick, Easton	DNP	DNP	DNP	DNP	DNP	DNP	DNP	DNP	DNP	DNP	DNP	DNP	DNP	DNP	<b>QB</b>	<b>QB</b>	<b>QB</b>	2	3	12	0

# REGULAR SEASON SINGLE-GAME HIGHS

## INDIVIDUAL

### Passing

**Longest Scoring Pass** — 79, E.Stick to J.Palmer,, Dec. 14 at L.V.

**Longest Non-Scoring Pass** — 60, J.Herbert to J.Palmer,  
Oct. 22 at K.C.

**Most Passing Attempts** — 47, J. Herbert, Sept. 24 at Min.

**Most Completions** — 40, J.Herbert, Sept. 24 at Min.

**Most Passing Yards** — 405, J.Herbert, Sept. 24 at Min.

**Most Passing Touchdowns** — 4, J.Herbert, Nov. 12 vs. Det.

**Highest Completion Percentage (min. 20 att.)** — 85.1, J.Herbert,  
Sept. 24 at Min.

**Highest Passer Rating (min. 20 att.)** — 123.8, J.Herbert,  
Sept. 24 at Min.

### Rushing

**Longest Scoring Run** — 49, J.Kelley, Oct. 22 at K.C.

**Longest Non-Scoring Run** — 55, A.Ekeler, Sept. 10 vs. Mia.

**Most Rushing Attempts** — 19, A.Ekeler, Nov. 12 vs. Det.

**Most Rushing Yards** — 117, A.Ekeler, Sept. 10 vs. Mia.

**Most Rushing Touchdowns** — 2, Last, Nov. 6 at NYJ

### Receiving

**Most Receptions** — 18, K.Allen, Sept. 24 at Min.

**Most Receiving Yards** — 215, K.Allen, Sept. 24 at Min.

**Most Receiving Touchdowns** — 2, Last: Nov. 12 vs. Det.

### Total Offense

**Most Total Yards from Scrimmage** — 215, K.Allen, Sept. 24 at Min.

**Most Touchdowns** — 2, Last: Nov. 12 vs. Det.

### Special Teams

**Longest Punt** — 83, J.Scott, Dec. 10 vs. Den.

**Longest Field Goal** — 55, C.Dicker, Nov. 6 at NYJ

**Most Attempted Field Goals** — 5, C.Dicker, Dec. 23 vs. Buf.

**Most Made Field Goals** — 5, C.Dicker, Dec. 23 vs. Buf.

### Returns

**Longest Kickoff Return** — 27, D.Davis, Nov. 12 vs. Det.

**Longest Punt Return** — 87, D.Davis, Nov. 6 at NYJ

**Longest Interception Return** — 9, J.Jackson, Sept. 10 vs. Mia.

**Longest Fumble Return** — 4, A.Gilman, Sept. 24 at Min.

### Defense

**Most Interceptions** — 1, Last: Dec. 23 vs. Buf.

**Most Tackles** — 13, D.James Jr., Nov. 12 vs. Det.

**Most Solo Tackles** — 10, D.Marlowe, Oct. 22 at K.C.

**Most Sacks** — 6.0, K.Mack, Oct. 1 vs. L.V.

**Most Passes Defensed** — 3, J.Jackson, Sept. 10 vs. Mia.

## TEAM

### Most, Offense

**First Downs** — 30, Sept. 10 vs. Miami

**Rushing Attempts** — 40, Sept. 10 vs. Miami

**Rushing Yards** — 234, Sept. 10 vs. Miami

**Rushing Touchdowns** — 3, Sept. 10 vs. Miami

**Passing Attempts** — 47, Sept. 24 at Minnesota

**Completions** — 40, Sept. 24 at Minnesota

**Net Passing Yards** — 445, Sept. 24 at Minnesota

**Touchdowns Thrown** — 4, Last: Nov. 12 vs. Detroit

**Offensive Plays** — 76, Sept. 10 vs. Miami

**Total Offense** — 475, Sept. 24 at Minnesota

**Time of Possession** — 33:04, Dec. 23 vs. Buffalo

### Most, Turnovers

**Turnovers** — 5, Dec. 14 at Las Vegas

**Interceptions Thrown** — 2, Oct. 22 at Kansas City

**Fumbles** — 5, Dec. 14 at Las Vegas

**Fumbles Lost** — 4, Dec. 14 at Las Vegas

### Longest Scoring Drives

**Plays** — 16, Nov. 12 vs. Detroit

**Yards** — 94, Last: Dec. 10 vs. Denver

**Time** — 8:01, Nov. 12 vs. Detroit

### Shortest Scoring Drives

**Plays** — 1, Dec. 14 at Las Vegas

**Yards** — 1, Oct. 29 vs. Chicago

**Time** — 0:15, Dec. 14 at Las Vegas

### Fewest, Defense

**First Downs Allowed** — 13, Dec. 3 at New England

**Rushing Attempts Allowed** — 20, Sept. 10 vs. Miami

**Rushing Yards Allowed** — 64, Nov. 6 at New York Jets

**Passing Attempts Allowed** — 21, Dec. 23 vs. Buffalo

**Completions Allowed** — 13, Dec. 3 at New England

**Net Passing Yards Allowed** — 109, Dec. 3 at New England

**Total Plays Allowed** — 52, Dec. 23 vs. Buffalo

**Total Yards Allowed** — 257, Dec. 3 at New England

### Most, Defense

**Takeaways** — 3, Last: Dec. 23 vs. Buffalo

**Interceptions** — 2, Oct. 29 vs. Chicago

**Fumbles Forced** — 3, Last: Dec. 23 vs. Buffalo

**Fumbles Recovered** — 3, Nov. 6 at New York Jets

**Passes Defensed** — 10, Sept. 10 vs. Miami

**Sacks** — 8, Nov. 6 at New York Jets

## GAME-BY-GAME PASSES DEFENSED

Sept. 10	Miami:	J.C. Jackson (3), Michael Davis (2), Derwin James Jr. (2), Austin Johnson (1), Eric Kendricks (1), Ja'Sir Taylor (1).
Sept. 15 at	Tennessee:	Khalil Mack (1).
Sept. 24 at	Minnesota:	Asante Samuel Jr. (2), Joey Bosa (1), Michael Davis (1), Alohil Gilman (1), Kenneth Murray Jr. (1), Nick Niemann (1), Ja'Sir Taylor (1).
Oct. 1	Las Vegas:	Khalil Mack (1), Kenneth Murray Jr. (1), Asante Samuel Jr. (1).
Oct. 16	Dallas:	Michael Davis (2).
Oct. 22 at	Kansas City:	Asante Samuel Jr. (1), Ja'Sir Taylor (1).
Oct. 29	Chicago:	Asante Samuel Jr. (2), Alohil Gilman (1), Derwin James Jr. (1), Eric Kendricks (1), Kenneth Murray Jr. (1), Ja'Sir Taylor (1).
Nov. 6 at	New York Jets:	Ja'Sir Taylor (2), Michael Davis (1), Alohil Gilman (1), Eric Kendricks (1), Deane Leonard (1), Khalil Mack (1).
Nov. 12	Detroit:	Alohil Gilman (1), Deane Leonard (1).
Nov. 19 at	Green Bay:	Michael Davis (1), Khalil Mack (1), Asante Samuel Jr. (1), Ja'Sir Taylor (1), Tuli Tuipulotu (1).
Nov. 26	Baltimore:	Essang Bassey (1), Alohil Gilman (1), Austin Johnson (1), Khalil Mack (1), Asante Samuel Jr. (1).
Dec. 3 at	New England:	Essang Bassey (1), Deane Leonard (1), Asante Samuel Jr. (1).
Dec. 10	Denver:	Michael Davis (1), Derwin James Jr. (1), Khalil Mack (1), Asante Samuel Jr. (1).
Dec. 14 at	Las Vegas:	Michael Davis (2), Khalil Mack (2), Asante Samuel Jr. (2), Derwin James Jr. (1), Eric Kendricks (1), Kenneth Murray Jr. (1).
Dec. 23	Buffalo:	Alohil Gilman (1), Jaylinn Hawkins (1).
Dec. 31 at	Denver:	
Jan. 6/7	Kansas City:	

### SEASON TOTALS

(70)

Name	No.	Name	No.
Asante Samuel Jr.	12	Essang Bassey	2
Michael Davis	10	Austin Johnson	2
Khalil Mack	8	Joey Bosa	1
Ja'Sir Taylor	7	Jaylinn Hawkins	1
Alohil Gilman	6	Nick Niemann	1
Derwin James Jr.	5	Tuli Tuipulotu	1
Eric Kendricks	4		
Kenneth Murray Jr.	4		
J.C. Jackson	3		
Deane Leonard	3		

## GAME-BY-GAME SACKS

Sept. 10	Miami:	None.
Sept. 15 at	Tennessee:	Joey Bosa (2.0), Kenneth Murray Jr. (1.0), Tuli Tuipulotu (1.0), Morgan Fox (1.0).
Sept. 24 at	Minnesota:	Joey Bosa (1.0), Morgan Fox (1.0), Sebastian Joesph-Day (1.0), Tuli Tuipulotu (1.0).
Oct. 1	Las Vegas:	Khalil Mack (6.0), Morgan Fox (1.0).
Oct. 16	Dallas:	Morgan Fox (2.0), Sebastian Joseph-Day (1.0), Khalil Mack (1.0), Nick Williams (1.0).
Oct. 22 at	Kansas City:	Kenneth Murray Jr. (1.0).
Oct. 29	Chicago:	Joey Bosa (1.0).
Nov. 6 at	New York Jets:	Joey Bosa (2.5), Khalil Mack (2.0), Tuli Tuipulotu (2.0), Dean Marlowe (1.0), Morgan Fox (0.5).
Nov. 12	Detroit:	None.
Nov. 19 at	Green Bay:	Khalil Mack (2.0), Sebastian Joseph-Day (1.0).
Nov. 26	Baltimore:	Khalil Mack (2.0).
Dec. 3 at	New England:	Khalil Mack (2.0), Justin Hollins (1.0), Derwin James Jr. (1.0), Eric Kendricks (1.0).
Dec. 10	Denver:	Eric Kendricks (1.0), Kenneth Murray Jr. (1.0).
Dec. 14 at	Las Vegas:	Eric Kendricks (1.0)
Dec. 23	Buffalo:	Eric Kendricks (0.5), Tuli Tuipulotu (0.5).
Dec. 31 at	Denver:	
Jan. 6/7	Kansas City:	

### SEASON TOTALS

(45.0)

Name	No.	Name	No.
Khalil Mack	15.0	Nick Williams	1.0
Joey Bosa	6.5		
Morgan Fox	5.5		
Tuli Tuipulotu	4.5		
Sebastian Joseph-Day	3.0		
Eric Kendricks	3.5		
Kenneth Murray Jr.	3.0		
Justin Hollins	1.0		
Derwin James Jr.	1.0		
Dean Marlowe	1.0		

# SINGLE-GAME CAREER HIGHS

## 13 | WR KEENAN ALLEN

### RECEIVING

Category	No.	Opp.	Date
Receptions	18	at Min.	Sept. 24, 2023
Receiving Yards	215	at Min.	Sept. 24, 2023
Receiving TDs	2*	vs. Det.	Nov. 12, 2023
Receiving Long	54	at Sea.	Nov. 4, 2018

### RUSHING

Category	No.	Opp.	Date
Rushing Attempts	4	at Cle.	Oct. 14, 2018
Rushing Yards	41	at Cle.	Oct. 14, 2018
Rushing Long	28	at Sea.	Nov. 4, 2018

### SCRIMMAGE

Category	No.	Opp.	Date
Touches	18	at Min.	Sept. 24, 2023
Scrimmage Yards	215	at Min.	Sept. 24, 2023
Scrimmage TDs	2*	vs. Det.	Nov. 12, 2023

## 97 | OLB JOEY BOSA

### DEFENSIVE

Category	No.	Opp.	Date
Total Tackles	8*	at Buf.	Nov. 29, 2020
Solo Tackles	7*	at Buf.	Nov. 29, 2020
Tackles for Loss	6	at Buf.	Nov. 29, 2020
Sacks	3.0	at Buf.	Nov. 29, 2020
Passes Defensed	1*	at Buf.	Nov. 29, 2020
Forced Fumbles	1*	at NYJ	Nov. 6, 2023
Fumbles Recovered	1*	at NYJ	Nov. 6, 2023

## 12 | WR DERIUS DAVIS

### RUSHING

Category	No.	Opp.	Date
Rushing Attempts	3*	at K.C.	Oct. 22, 2023
Rushing Yards	51	vs. L.V.	Oct. 1, 2023
Rushing Long	51	vs. L.V.	Oct. 1, 2023

### RECEIVING

Category	No.	Opp.	Date
Receptions	2	vs. L.V.	Oct. 1, 2023
Receiving Yards	16	vs. L.V.	Oct. 1, 2023
Receiving Long	11	vs. L.V.	Oct. 1, 2023

### SCRIMMAGE

Category	No.	Opp.	Date
Touches	5	vs. L.V.	Oct. 1, 2023
Scrimmage Yards	67	vs. L.V.	Oct. 1, 2023

### PUNT RETURN

Category	No.	Opp.	Date
Returns	4	at Ten.	Sept. 17, 2023
Return Yards	104	at NYJ	Nov. 6, 2023
Longest Return	87t	at NYJ	Nov. 6, 2023

## 43 | CB MICHAEL DAVIS

### DEFENSIVE

Category	No.	Opp.	Date
Total Tackles	10	vs. Jax.	Sept. 25, 2022
Solo Tackles	8*	vs. L.V.	Oct. 1, 2023
INTs	1*	vs. Den.	Dec. 10, 2023
Passes Defensed	4	vs. NYG	Dec. 12, 2021
Fumbles Recovered	2	at K.C.	Sept. 26, 2021
Sacks	1.0	at Ari.	Nov. 27, 2022

## 11 | K CAMERON DICKER

### KICKING

Category	No.	Opp.	Date
Most FG Made	5	vs. Buf.	Dec. 23, 2023
Longest FG Made	55*	at NYJ	Nov. 6, 2023
Most XP Made	5	vs. Det.	Nov. 12, 2023
Points Scored	16	vs. Buf.	Dec. 23, 2023

## 30 | RB AUSTIN EKELER

### RUSHING

Category	No.	Opp.	Date
Rushing Attempts	19	at Cin.	Sept. 13, 2020
Rushing Yards	173	at Cle.	Oct. 9, 2022
Rushing TDs	2*	vs. LAR	Jan. 1, 2023
Rushing Long	71	at Cle.	Oct. 9, 2022

### RECEIVING

Category	No.	Opp.	Date
Receptions	15	vs. Den.	Sept. 6, 2019
Receiving Yards	118	at Ten.	Oct. 20, 2019
Receiving TDs	2*	vs. Pit.	Nov. 21, 2021
Receiving Long	84	at Jax.	Dec. 8, 2019

### SCRIMMAGE

Category	No.	Opp.	Date
Touches	25	at Buf.	Nov. 29, 2020
Scrimmage Yards	213	at Jax.	Dec. 8, 2019
Scrimmage TDs	4	vs. Pit.	Nov. 21, 2021

## 7 | TE GERALD EVERETT

### RECEIVING

Category	No.	Opp.	Date
Receptions	6*	at Min.	Sept. 24, 2023
Receiving Yards	136	vs. Was.	Sept. 17, 2017
Receiving TDs	2	vs. K.C.	Nov. 19, 2018
Receiving Long	69	vs. Was.	Sept. 17, 2017

# SINGLE-GAME CAREER HIGHS

## 56 | DL MORGAN FOX

### DEFENSIVE

Category	No.	Opp.	Date
Total Tackles	6	at Ind.	Dec. 26, 2022
Solo Tackles	5	at Ind.	Dec. 26, 2022
Sacks	2.0*	vs. Dal.	Oct. 16, 2023
Tackles for Loss	2*	vs. Dal.	Oct. 16, 2023
Passes Defensed	1*	at T.B.	Nov. 23, 2020
Forced Fumbles	1*	vs. Was	Nov. 21, 2021
Fumbles Recovered	1*	at Ari.	Nov. 14, 2021

## 32 | S ALOHI GILMAN

### DEFENSIVE

Category	No.	Opp.	Date
Total Tackles	11	Mia.	Sept. 10, 2023
Solo Tackles	9	Mia.	Sept. 10, 2023
INTs	1*	vs. Buf.	Dec. 23, 2023
Passes Defensed	1*	at NYJ	Nov. 6, 2023
Fumbles Forced	1*	at NYJ	Nov. 6, 2023
Fumbles Recovered	1*	at NYJ	Nov. 6, 2023

## 15 | WR JALEN GUYTON

### RECEIVING

Category	No.	Opp.	Date
Receptions	6	at L.V.	Jan. 9, 2022
Receiving Yards	91	at L.V.	Dec. 17, 2020
Receiving TDs	1*	vs. Det.	Nov. 12, 2023
Receiving Long	72t	at T.B.	Oct. 4, 2020

## 10 | QB JUSTIN HERBERT

### PASSING

Category	No.	Opp.	Date
Completions	40	at Min.	Sept. 24, 2023
Attempts	64	at L.V.	Jan. 9, 2022
Comp. Pct.**	85.1	at Min.	Sept. 24, 2023
Yards	405	at Min.	Sept. 24, 2023
TDs	4*	vs. Det.	Nov. 12, 2023
Longest Comp.	72t	at T.B.	Oct. 4, 2020
Passer Rating**	137.9	at T.B.	Oct. 4, 2020

\*\*Min. 20 Att.

### RUSHING

Category	No.	Opp.	Date
Rushing Attempts	9	vs. Pit.	Nov. 21, 2021
Rushing Yards	90	vs. Pit.	Nov. 21, 2021
Rushing TDs	2	vs. L.V.	Oct. 1, 2023
Rushing Long	36	vs. Pit.	Nov. 21, 2021

## 3 | S DERWIN JAMES JR.

### DEFENSIVE

Category	No.	Opp.	Date
Total Tackles	17	vs. Cle.	Oct. 10, 2021
Solo Tackles	10	at Cle.	Oct. 9, 2022
Tackles for Loss	2*	vs. Det.	Nov. 12, 2023
Sacks	1.0*	at N.E.	Dec. 3, 2023
INTs	1*	at Ari.	Nov. 27, 2022
Passes Defensed	3	at Pit.	Dec. 2, 2018
Forced Fumbles	1*	at Ari.	Nov. 27, 2022

## 98 | DL AUSTIN JOHNSON

### DEFENSIVE

Category	No.	Opp.	Date
Total Tackles	8	at L.V.	Dec. 14, 2023
Solo Tackles	5	at L.V.	Dec. 14, 2023
Tackles for Loss	2*	vs. Sea.	Oct. 23, 2022
Sacks	1.0*	vs. Sea.	Oct. 23, 2022
Passes Defensed	1*	vs. Bal.	Nov. 26, 2023
Fumble Recoveries	1*	vs. L.V.	Oct. 1, 2023
Fumbles Forced	1*	vs. Bal.	Nov. 26, 2023

## 1 | WR QUENTIN JOHNSTON

### RECEIVING

Category	No.	Opp.	Date
Receptions	5	vs. Chi.	Oct. 29, 2023
Receiving Yards	91	vs. Den.	Dec. 10, 2023
Receiving Long	57	vs. Den.	Dec. 10, 2023
Receiving TDs	1*	at L.V.	Dec. 14, 2023

## 25 | RB JOSHUA KELLEY

### RUSHING

Category	No.	Opp.	Date
Rushing Attempts	23	vs. K.C.	Sept. 20, 2020
Rushing Yards	91	vs. Mia.	Sept. 10, 2023
Rushing TDs	1*	at K.C.	Oct. 22, 2023
Rushing Long	49	at K.C.	Oct. 22, 2020

### RECEIVING

Category	No.	Opp.	Date
Receptions	5*	vs. L.V.	Nov. 8, 2020
Receiving Yards	49	vs. K.C.	Sept. 20, 2020
Receiving Long	35	vs. K.C.	Sept. 20, 2020

### SCRIMMAGE

Category	No.	Opp.	Date
Touches	25	vs. K.C.	Sept. 20, 2020
Scrimmage Yards	113	vs. K.C.	Sept. 20, 2020

### KICK RETURN

Category	No.	Opp.	Date
Returns	2	at L.V.	Dec. 17, 2020
Return Yards	39	at L.V.	Dec. 17, 2020
Longest Return	21	at L.V.	Dec. 17, 2020

\*Most Recent

# SINGLE-GAME CAREER HIGHS

## 6 | LB ERIC KENDRICKS

### DEFENSIVE

Category	No.	Opp.	Date
Total Tackles	18	at Bal.	Nov. 7, 2021
Solo Tackles	12	at Chi.	Nov. 18, 2018
Tackles for Loss	4*	Ind.	Dec. 17, 2022
Sacks	2.5	at G.B.	Dec. 24, 2016
INTs	1*	at LAC	Nov. 14, 2021
Passes Defensed	2	Det.	Sept. 25, 2023
Forced Fumbles	1*	at K.C.	Oct. 22, 2023
Fumbles Recovered	2	G.B.	Dec. 23, 2019

## 52 | OLB KHALIL MACK

### DEFENSIVE

Category	No.	Opp.	Date
Total Tackles	11	vs. Ari.	Oct. 19, 2014
Solo Tackles	10	vs. Ari.	Oct. 19, 2014
Tackles for Loss	5*	vs. L.V.	Oct. 1, 2023
Sacks	6.0	vs. L.V.	Oct. 1, 2023
INTs	1*	vs. Min.	Nov. 16, 2020
Passes Defensed	2	vs. LAC	Oct. 27, 2019
Forced Fumbles	2*	vs. L.V.	Oct. 1, 2023
Fumbles Recovered	1*	at Atl.	Nov. 6, 2022

## 20 | S DEAN MARLOWE

### DEFENSIVE

Category	No.	Opp.	Date
Total Tackles	11	at K.C.	Oct. 22, 2022
Solo Tackles	10	at K.C.	Oct. 22, 2023
Tackles for Loss	1*	vs. L.V.	Oct. 1, 2023
Sacks	1.0*	at NYJ	Nov. 6, 2023
INTs	2	vs. Mia.	Jan. 3, 2021
Passes Defensed	2	vs. Mia.	Jan. 3, 2021
Fumbles Recovered	1	vs. N.E.	Nov. 1, 2020

## 9 | LB KENNETH MURRAY JR.

### DEFENSIVE

Category	No.	Opp.	Date
Total Tackles	14	vs. N.E.	Dec. 6, 2020
Solo Tackles	12	vs. N.E.	Dec. 6, 2020
Sacks	1.0*	at Ten.	Sept. 17, 2023
Tackles for Loss	2*	at K.C.	Oct. 22, 2023
Sacks	1*	vs. Den.	Dec. 10, 2023
INTs	1*	at Min.	Sept. 24, 2023
Passes Defensed	1*	vs. Sea.	Oct. 23, 2022
Forced Fumbles	1	at L.V.	Dec. 4, 2022

## 31 | LB NICK NIEMANN

### DEFENSIVE

Category	No.	Opp.	Date
Total Tackles	8*	at Min.	Sept. 24, 2023
Solo Tackles	5	at Min.	Sept. 24, 2023
INTs	1	vs. NYG	Dec. 12, 2021

## 57 | LB AMEN OGBONGMEMIGA

### DEFENSIVE

Category	No.	Opp.	Date
Total Tackles	8	at Bal.	Oct. 17, 2021
Solo Tackles	3*	at Hou.	Dec. 26, 2021
Sacks	1.0	vs. Min.	Nov. 14, 2021
Fumbles Recovered	1*	vs. Buf.	Dec. 23, 2023

## 5 | WR JOSHUA PALMER

### RECEIVING

Category	No.	Opp.	Date
Receptions	9	vs. Den.	Oct. 17, 2022
Receiving Yards	133	at K.C.	Oct. 22, 2023
Receiving TDs	2	vs. K.C.	Nov. 20, 2022
Receiving Long	79	at L.V.	Dec. 14, 2023

## 89 | TE DONALD PARHAM JR.

### RECEIVING

Category	No.	Opp.	Date
Receptions	4*	vs. Chi.	Oct. 29, 2023
Receiving Yards	57	at G.B.	Nov. 19, 2023
Receiving TDs	2	at Min.	Sept. 24, 2023
Receiving Long	26	vs. Den.	Dec. 27, 2020

## 94 | OLB CHRIS RUMPH II

### DEFENSIVE

Category	No.	Opp.	Date
Total Tackles	3*	vs. NYG	Dec. 12, 2021
Solo Tackles	2	at Cin.	Dec. 5, 2021
Tackles for Loss	1	vs. NYG	Dec. 12, 2021
Sacks	1.0*	at Ind.	Dec. 26, 2022
Fumbles Recovered	1	vs. L.V.	Oct. 1, 2023

## 26 | CB ASANTE SAMUEL JR.

### DEFENSIVE

Category	No.	Opp.	Date
Total Tackles	7	vs. Pit.	Nov. 21, 2021
Solo Tackles	6*	vs. L.V.	Oct. 1, 2023
Tackles for Loss	1	at Was.	Sept. 12, 2021
INTs	1*	at K.C.	Oct. 22, 2023
Passes Defensed	3	vs. Dal.	Sept. 19, 2021

## 16 | P JK SCOTT

### PUNTING

Category	No.	Opp.	Date
Longest Punt	83	vs. Den.	Dec. 10, 2023
Most Punts	9	at Chi.	Sept. 5, 2019
Best Net Avg.	51.7	vs. Det.	Oct. 14, 2019
Most In20	7	at N.E.	Dec. 3, 2023

\*Most Recent

# SINGLE-GAME CAREER HIGHS

## 28 | RB ISAIAH SPILLER

### RUSHING

Category	No.	Opp.	Date
Rushing Attempts.....	16	at L.V.	Dec. 14, 2023
Rushing Yards.....	50	at L.V.	Dec. 14, 2023
Rushing Long.....	8	at L.V.	Dec. 14, 2023

## 2 | QB EASTON STICK

### PASSING

Category	No.	Opp.	Date
Completions.....	23*	vs. Buf.	Dec. 23, 2023
Attempts.....	33	vs. Buf.	Dec. 23, 2023
Comp. Pct.**.....	71.9	at L.V.	Dec. 14, 2023
Yards.....	257	at L.V.	Dec. 14, 2023
TDs.....	3	at L.V.	Dec. 14, 2023
Longest Comp.....	79	at L.V.	Dec. 14, 2023
Passer Rating**.....	113.7	at L.V.	Dec. 14, 2023

\*\*Min. 20 Att.

### RUSHING

Category	No.	Opp.	Date
Rushing Attempts.....	9	vs. Buf.	Dec. 23, 2023
Rushing Yards.....	36	vs. Buf.	Dec. 23, 2023
Rushing TDs.....	1	vs. Buf.	Dec. 23, 2023
Rushing Long.....	21	vs. Buf.	Dec. 23, 2023

## 36 | DB JA'SIR TAYLOR

### DEFENSIVE

Category	No.	Opp.	Date
Total Tackles.....	5*	vs. L.V.	Oct. 1, 2023
Solo Tackles.....	5	vs. L.V.	Oct. 1, 2023
Passes Defensed.....	2	at NYJ	Nov. 6, 2023
INTs.....	1*	vs. Chi.	Oct. 29, 2023

## 83 | TE NICK VANNETT

### RECEIVING

Category	No.	Opp.	Date
Receptions.....	6	vs. LAC	Nov. 4, 2018
Receiving Yards.....	52	vs. LAC	Nov. 4, 2018
Receiving TDs.....	1*	vs. Buf.	Nov. 25, 2021
Receiving Long.....	32	vs. LAR	Oct. 7, 2018

## 95 | DL NICK WILLIAMS

### DEFENSIVE

Category	No.	Opp.	Date
Total Tackles.....	7	vs. Min.	Sept. 29, 2019
Solo Tackles.....	4	at G.B.	Sept. 20, 2021
Sacks.....	2.0	vs. Min.	Sept. 29, 2019
Tackles for Loss.....	2	vs. Min.	Sept. 29, 2019
Passes Defensed.....	1*	at Jax.	Oct. 23, 2022
Fumbles Recovered.....	1*	vs. Mia.	Sept. 10, 2023

\*Most Recent



**PLAYER**  
**CAPSULES**





# BREVIN ALLEN ⚡ 90

DEFENSIVE LINE | CAMPBELL

6-3 | 265 lbs | GREENSBORO, N.C.

FREE AGENT — 2023

EXPERIENCE: ROOKIE

**2023:** Has appeared in two games, contributing primarily on special teams...Made his NFL debut in Week 1...**vs. Miami (Sept. 10):** Saw action on four defensive snaps, while primarily aiding the special teams units...**at Tennessee (Sept. 17):** Contributed on 10 special teams snaps, as well as eight defensive plays.

2023, LOS ANGELES CHARGERS																	
Date	Opp.	Res.	Games P/S	Tackles					Interceptions					Fumbles			
				Tot	So	As	Sk	Yd	TFL	No.	Yd	Lg	TD	PD	FF	FR	
09/10	Mia.	L	1/0	0	0	0	0.0	0	0	0	0	0	0	0	0	0	0
09/17	at Ten.	L (OT)	1/0	0	0	0	0.0	0	0	0	0	0	0	0	0	0	0
09/24	at Min.	W	0/0	— Practice Squad —													
10/01	L.V.	W	0/0	— Practice Squad —													
10/16	Dal.	L	0/0	— Practice Squad —													
10/22	at K.C.	L	0/0	— Practice Squad —													
10/29	Chi.	W	0/0	— Practice Squad —													
11/06	at NYJ	W	0/0	— Practice Squad —													
11/12	Det.	L	0/0	— Practice Squad —													
11/19	at G.B.	L	0/0	— Practice Squad —													
11/26	Bal.	L	0/0	— Practice Squad —													
12/03	at N.E.	W	0/0	— Practice Squad —													
12/10	Den.	L	0/0	— Practice Squad —													
12/14	at L.V.	L	0/0	— Practice Squad —													
12/23	Buf.	L	0/0	— Practice Squad —													
12/31	at Den.																
TBD	K.C.																
<b>'23 TOTALS</b>			<b>5-10</b>	<b>2/0</b>	<b>0</b>	<b>0</b>	<b>0</b>	<b>0.0</b>	<b>0</b>	<b>0</b>	<b>0</b>	<b>0</b>	<b>0</b>	<b>0</b>	<b>0</b>	<b>0</b>	<b>0</b>

## BREVIN ALLEN NFL STATISTICS

Year	Team	G	GS	— Tackles —					Yds	TFL	— Interceptions —					— Fumbles —			
				Total	Solo	Asst	Sacks	No.			Yds	Lg	TD	PD	FF	FR	Yds	ST Tackles	
2023	Los Angeles Chargers	2	0	0	0	0	0.0	0	0	0	0	0	0	0	0	0	0	0	
<b>NFL Totals</b>		<b>2</b>	<b>0</b>	<b>0</b>	<b>0</b>	<b>0</b>	<b>0.0</b>	<b>0</b>	<b>0</b>	<b>0</b>	<b>0</b>	<b>0</b>	<b>0</b>	<b>0</b>	<b>0</b>	<b>0</b>	<b>0</b>	<b>0</b>	



# KEENAN ALLEN ⚡ 13

WIDE RECEIVER | CALIFORNIA

6-2 | 211 lbs | GREENSBORO, N.C.

DRAFT 3 — 2013

EXPERIENCE: 11TH NFL SEASON

11TH YEAR WITH CHARGERS

**2023:** Has started all 13 of his appearances and leads the NFL with 108 receptions through Week 15, averaging 95.6 yards per game in 13 games this season, which ranks fourth in the NFL and second-most in the AFC...Leads the team with 1,243 yards on his 108 receptions (11.5 avg.) and seven receiving touchdowns...His 59 catches and 720 yards in the second half and overtime this season both lead the entire NFL...Set the franchise record for most receptions in a single season with his 108 on the year...Eclipsed 100 receptions on the season for the fifth time in his career, a franchise-record...Recorded three-straight games with at least 10 receptions and 100 yards from Week 11 through 13, which is the longest stretch by any pass-catcher in the NFL this season and is tied for the second-longest streak by any player in league history (Calvin Johnson; 2012)...Set the franchise record with most receptions by any player through a Chargers team's first 11 games of a single season in franchise history (97 receptions)...Has either moved the chains or reached the first down marker on 49 of his league-leading 97 catches, with 11 receptions going for 25-plus yards...Has registered at least eight catches in each of the last five games, which is tied for the longest active streak in the NFL and is the longest stretch in the NFL this season...Eclipsed 1,000 receiving yards for the sixth time in his career, the second most 1,000-yard seasons by any player in Chargers history (Lance Alworth; 7)...Set a team-record with a career-best 18 receptions for a career-high 215 yard (11.9 avg.) in the Week 3 win at Minnesota, also setting the all-time NFL record for most games with 11-plus catches (14), 14-plus catches (five) and 15-plus catches (three), becoming the only player in NFL history to register 10 or more games with 12-plus receptions and 100-plus receiving yards, while also securing his league-record third performance of at least 15 catches and setting a new franchise-record for most career receiving yards by a wide receiver (9,689)... Added a passing touchdown in the Week 3 victory, becoming the first player in league history to total at least 15 receptions, 200 receiving yards and one passing touchdown in a single game, also becoming the first Chargers non-quarterback to throw a touchdown in a game since 2007...Eclipsed 10,000 career receiving yards in the Week 9 win over the Jets on *Monday Night Football*, becoming the fastest (134 career games) and youngest (31 years, 193 days) player to reach 10,000 receiving yards in a Chargers uniform...In the Week 10 shootout against the Lions, totaled 11 receptions for 175 yards and two touchdowns, his third outing of over 100 yards on the season and second multi-touchdown performance...The following week against the Packers, logged his second-straight outing with double-digit receptions, 100 receiving yards and a receiving score, one of just in the NFL to reach such marks in back-to-back games...Totaled 10 receptions for 116 yards (11.6 avg.) and one score in the road contest at Green Bay, his fourth 100-yard outing of the season and the 37th of his career, which tied for the fifth-most by any player since 2013 following Week 11...In the game, eclipsed 1,000 yards on the season for the sixth time in his career, the second most 1,000-yard

## 2023, LOS ANGELES CHARGERS

Date	Opp.	Res.	Games		Receiving					Rushing					Scrim Yds	
			P/S	No.	Yds	Avg.	Lg	TD	Att	Yds	Avg.	Lg	TD			
09/10	Mia.	L	1/1	6	76	12.7	36	0	2	6	3.0	4	0	82		
09/17	at Ten.	L (OT)	1/1	8	111	13.9	42	2	0	0	—	—	0	111		
09/24	at Min.	W	1/1	18	215	11.9	25	0	0	0	—	—	0	215		
10/01	L.V.	W	1/1	3	32	10.7	22	1	0	0	—	—	0	32		
10/16	Dal.	L	1/1	7	85	12.1	23	1	0	0	—	—	0	85		
10/22	at K.C.	L	1/1	4	55	13.8	26	0	0	0	—	—	0	55		
10/29	Chi.	W	1/1	8	69	8.6	26	0	0	0	—	—	0	69		
11/06	at NYJ	W	1/1	8	77	9.6	23	0	0	0	—	—	0	77		
11/12	Det.	L	1/1	11	175	15.9	38t	2	0	0	—	—	0	175		
11/19	at G.B.	L	1/1	10	116	11.6	38	1	0	0	—	—	0	116		
11/26	Bal.	L	1/1	14	106	7.6	21	0	0	0	—	—	0	106		
12/03	at N.E.	W	1/1	5	58	11.6	16	0	0	0	—	—	0	58		
12/10	Den.	L	1/1	6	68	11.3	22	0	0	0	—	—	0	68		
12/14	at L.V.	L	0/0													
12/23	Buf.	L	0/0													
12/32	at Den.	L	0/0													
TBD	K.C.															
<b>'23 TOTALS</b>				<b>5-10</b>	<b>13/13</b>	<b>108</b>	<b>1,243</b>	<b>11.5</b>	<b>42</b>	<b>7</b>	<b>2</b>	<b>6</b>	<b>3.0</b>	<b>4</b>	<b>0</b>	<b>1,249</b>

seasons by any player in franchise history (Lance Alworth)... Registered his third-straight game with 10 catches and 100 yards receiving in the Week 12 matchup against the Ravens on *Sunday Night Football*, a stretch that registered as the longest in the NFL and the second-longest all-time...Set the franchise record for most receptions through the first 11 games of a single season in franchise history (92 receptions), as the performance marked his 20th-career 10-catch outing, becoming the fourth player ever to secure 20 career games with 10-plus catches...Opened the season with a team-high six catches for 76 yards (12.7 avg.), eclipsing 800 career receptions in his 127th career game, tied for the second-fastest by any player in NFL history...In Week 2, found the endzone twice for the second-straight regular-season road game, totaling his ninth-career multi-touchdown game...Totaled 111 yards on 8 receptions (13.9 avg.) in Week 2, marking his 34th career game with 100-plus receiving yards...Led the offense with seven receptions for 85 yards (12.1 avg.) and one touchdown in the primetime matchup against Dallas on *Monday Night Football*...In the Week 8 win over the Bears on Sunday Night Football, reached 10,000 career scrimmage yards, becoming the second-fastest and second-youngest player to do so in franchise history...In the Week 14 matchup against Denver, became the fastest player in NFL history to 900 career receptions (139 games)...**vs. Miami (Sept. 10):** Paced the offense with six catches for 76 yards (12.7 avg.) in Week 1, as the unit totaled 433 net yards and 30 first downs... Reached 800 career receptions late in the first half on his fourth reception of the game, tying WR Julio Jones as the second-fastest players to 800 career receptions in NFL history...Added two carries for six yards (3.0 avg.) with a long rush of four yards...**at Tennessee (Sept. 17):** Started at WR and led the offense's receiving output with eight catches for 111 yards (13.9 avg.) and two touchdowns, including a season-long 42-yard grab in the second quarter...The 42-yard connection marked Herbert's 33rd of his career, which tied for the second-most by any QB over the last four seasons...Moved the chains on five of his eight grabs...His first touchdown reception came on fourth down, registering one of the

offense's three fourth-down conversions in the game...**at Minnesota (Sept. 24):** Set the franchise-record with a career-high 18 receptions, totaling a career-best 215 yards (11.9 avg.), along with a passing touchdown...Set the new franchise record for most career receiving yards by a wide receiver (9,869)...Became the first player in NFL history to secure 15 receptions, 200 receiving yards and a passing touchdown in a single game, as he secured the first passing touchdown by a non-QB for the Chargers since LaDainian Tomlinson in 2007...Set the all-time NFL record for most games with 11-plus catches (14), 14-plus catches (five) and 15-plus catches (three), becoming the only player in NFL history to register 10 or more games with 12-plus receptions and 100-plus receiving yards and just the fourth player in league history to total 15 receptions and 150 receiving yards on two separate occasions...Of his 18 catches, 10 went for a first down...His 18 grabs tied for the third-most receptions in a regular-season game in NFL history, as he became just the fourth player in NFL history with at least 10 receptions and a touchdown pass in a single game...**vs. Las Vegas (Oct. 1):** Totaled three receptions for 32 yards (10.7 avg.) and his third touchdown of the season, reaching 55 career receiving touchdowns...**vs. Dallas (Oct. 16):** Led the offense with seven receptions for 85 yards (12.1 avg.) and one touchdown...Found the endzone for a one-yard receiving score to cap the offense's opening-drive scoring series...**at Kansas City (Oct. 22):** Totaled four receptions for 55 yards (13.8 avg.), with a long of 26 yards...Moved the chains twice through the air...**vs. Chicago (Oct. 29):** Tallied a team-best eight receptions, accounting for 69 yards through the air (8.6 avg.) with a long of 26 yards...Moved the chains on three occasions, twice on third down...On third-and-seven early in the fourth quarter, connected with Herbert on a 26-yard pass along the sideline after starting the play from the slot position...Reached 10,000 career scrimmage yards in the game, doing so in his 133rd career regular-season game and becoming the second-fastest player in franchise history to reach 10,000 scrimmage yards...**at New York Jets (Nov. 6):** Led the charge with eight receptions for 77 yards (9.6 avg.), with a long reception of 23 yards...The 23-yard grab served historic, as the third-down chain-moving reception catapulted the veteran over 10,000 receiving yards for his career, the fastest and youngest by any player in team history...Registered a first down on four of his eight grabs...**vs. Detroit (Nov. 12):** Totaled 11 catches for 175 yards

(15.9 avg.) and two touchdowns, which included eight receptions for 113 yards (14.1 avg.) and a game-tying fourth-quarter touchdown in the second half...Found the endzone or moved the chains on nine occasions in the game, as three receptions went for 25-plus yards, which tied his most in a single game over his career...The performance marked the fifth time in his career that he topped 100 yards in the first half, as he became the fifth player this season to have at least 10 receptions, 100 yards and two touchdown grabs in a single game, his fifth performance of the like in his career which ties for the fourth-most by any player in NFL history...**at Green Bay (Nov. 19):** Recorded 10 receptions for 116 yards (11.6 avg.) and one touchdown, his second-straight game reaching double-digit receptions, at least 100 receiving yards and finding the endzone via a reception...Secured his fourth outing this season with at least 100 receiving yards, which he has done now 37 times...With his 116-yard performance, surpassed 1,000 receiving yards in a season for the sixth time in his career, which is tied for the most by any player in the NFL since 2017, and is the second-most by any player in franchise history (Lance Alworth; 7)...Is just the fourth player in the NFL to have multiple 10-catch, 100-yard, one-touchdown performances this year...Secured eight catches for 101 yards (12.6 avg.) and one touchdown in the second half...**vs. Baltimore (Nov. 26):** Led the offense with 14 receptions for 106 yards (7.6 avg.), his NFL-record sixth career game with at least 14 catches...Reached 97 receptions on the season, an NFL-best through Week 12 and the third-most in league annals by any player within their team's first 11 games of a season...Collected nine receptions for 71 yards (7.9 avg.) in the second half alone...Recorded at least 10 receptions and 100 receiving yards for the third-straight game, the longest active streak in the NFL and tied the second-longest stretch in league since Calvin Johnson did so in four-straight games in 2012...**at New England (Dec. 3):** Hauled in five receptions for 58 yards (11.6 avg.) with a long of 16 yards and two first downs in the rainy victory...With the five catches, reached 100 receptions on the season for the fifth time in his career, the second-most among all active NFL pass-catchers and the most by any player in franchise history...**vs. Denver (Dec. 10):** Led the team with six receptions for 68 yards (11.3 avg.), setting the franchise record for receptions in a single season in the process and becoming the fastest player to 900 career catches in NFL history (139 years)...**at Las Vegas (Dec. 14):** Inactive.

### KEENAN ALLEN NFL STATISTICS

Year	Team	GP	GS	-- Receiving --				-- Rushing --				-- Scrimmage --		
				No.	Yds	Avg.	Lg	TD	Att	Yds	Avg.	Lg	TD	Yards
2013	San Diego	15	14	71	1,046	14.7	43t	8	0	0	--	--	0	1,046
2014	San Diego	14	14	77	783	10.2	35	4	0	0	--	--	0	783
2015	San Diego	8	8	67	725	10.8	38	4	0	0	--	--	0	725
2016	San Diego	1	1	6	63	10.5	15	0	0	0	--	--	0	63
2017	Los Angeles Chargers	16	15	102	1,393	13.7	51	6	2	9	4.5	6	0	1,402
2018	Los Angeles Chargers	16	14	97	1,196	12.3	54	6	9	75	8.3	28	0	1,271
2019	Los Angeles Chargers	16	16	104	1,199	11.5	45	6	3	16	5.3	18	0	1,215
2020	Los Angeles Chargers	14	13	100	992	9.9	28	8	1	-1	-1.0	-1	0	991
2021	Los Angeles Chargers	16	16	106	1,138	10.7	42	6	0	0	--	--	0	1,138
2022	Los Angeles Chargers	10	10	66	752	11.4	46	4	1	8	8.0	8	0	760
2023	Los Angeles Chargers	13	13	108	1,243	11.5	42	7	2	6	3.0	4	0	1,249
<b>NFL Totals</b>		<b>139</b>	<b>134</b>	<b>906</b>	<b>10,530</b>	<b>11.7</b>	<b>54</b>	<b>59</b>	<b>18</b>	<b>113</b>	<b>6.3</b>	<b>28</b>	<b>0</b>	<b>10,643</b>
Year	Team	No.	-- Kickoff Returns --				-- Punt Returns --				-- Return --			
			Yds	Avg.	Lg	TD	No.	FC	Yds	Avg.	Lg	TD	Yards	
2013	San Diego	0	0	--	--	0	15	13	125	8.3	28	0	125	
2014	San Diego	0	0	--	--	0	11	11	99	9.0	29	0	99	
2015	San Diego	0	0	--	--	0	3	4	5	1.7	5	0	5	
2018	Los Angeles Chargers	1	25	25.0	25	0	1	1	0	0.0	0	0	25	
<b>NFL Totals</b>		<b>1</b>	<b>25</b>	<b>25.0</b>	<b>25</b>	<b>0</b>	<b>30</b>	<b>29</b>	<b>229</b>	<b>7.6</b>	<b>29</b>	<b>0</b>	<b>254</b>	
Year	Team	GP	GS	-- Receiving --				-- Rushing --				-- Scrimmage --		
				No.	Yds	Avg.	Lg	TD	Att	Yds	Avg.	Lg	TD	Yards
2013	San Diego	2	2	8	163	20.4	49	2	0	0	--	--	0	163
2018	Los Angeles Chargers	2	1	6	112	18.7	43t	1	0	0	--	--	0	112
2022	Los Angeles Chargers	1	1	6	61	10.2	23	0	0	0	--	--	0	61
<b>Postseason Totals</b>		<b>5</b>	<b>4</b>	<b>20</b>	<b>336</b>	<b>16.8</b>	<b>49</b>	<b>3</b>	<b>0</b>	<b>0</b>	<b>--</b>	<b>--</b>	<b>0</b>	<b>336</b>



# STEPHEN ANDERSON ⚡ 40

TIGHT END | CAL

6-2 | 230 lbs | SAN JOSE, CALIF.

FREE AGENT — 2023

EXPERIENCE: 6TH NFL SEASON

4TH YEAR WITH CHARGERS

**2023:** Has appeared in three games this season for the Chargers, primarily contributing as a blocker on offense and a key special teams asset...Signed to Los Angeles' practice squad prior to Week 11...**at New England (Dec. 3):** Made season debut against his former team, primarily contributing on special teams and seeing to snaps offensively...**vs. Denver (Dec. 10):** Saw action on a team-high 18 special teams snaps...**at Las Vegas (Dec. 14):** Appeared on 25 special teams snaps, securing his first special teams tackle of the season, logging the stop on punt coverage.

Date	Opp.	Res.	Games P/S	Receiving				Rushing				Scrim Yds				
				No.	Yds	Avg.	Lg	TD	Att	Yds	Avg.		Lg	TD		
09/10	Mia.	L	0/0	— Not on Roster —												
09/17	at Ten.	L (OT)	0/0	— Not on Roster —												
09/24	at Min.	W	0/0	— Not on Roster —												
10/01	L.V.	W	0/0	— Not on Roster —												
10/16	Dal.	L	0/0	— Not on Roster —												
10/22	at K.C.	L	0/0	— Not on Roster —												
10/29	Chi.	W	0/0	— Not on Roster —												
11/06	at NYJ	W	0/0	— Not on Roster —												
11/12	Det.	L	0/0	— Not on Roster —												
11/19	at G.B.	L	0/0	— Practice Squad —												
11/26	Bal.	L	0/0	— Practice Squad —												
12/03	at N.E.	W	1/0	0	0	—	0	0	0	0	0	0				
12/10	Den.	L	1/0	0	0	—	0	0	0	0	0	0				
12/14	at L.V.	L	1/0	0	0	—	0	0	0	0	0	0				
12/23	Buf.	L	0/0	— Practice Squad —												
12/32	at Den.															
TBD	K.C.															
<b>'23 TOTALS</b>				<b>5-10</b>	<b>3/0</b>	<b>0</b>	<b>0</b>	<b>—</b>	<b>—</b>	<b>0</b>	<b>0</b>	<b>0</b>	<b>—</b>	<b>—</b>	<b>0</b>	<b>0</b>

## STEPHEN ANDERSON NFL STATISTICS

Year	Team	GP	GS	— Receiving —				— Rushing —				— Scrimmage —		
				No.	Yds	Avg.	Lg	TD	Att	Yds	Avg.	Lg	TD	Yards
2016	Houston	13	0	11	93	8.5	14	1	0	0	—	—	0	93
2017	Houston	15	5	25	342	13.7	42	1	0	0	—	—	0	342
2019	Los Angeles Chargers	1	0	0	0	—	—	0	0	0	—	—	0	0
2020	Los Angeles Chargers	16	3	8	106	13.3	23	0	0	0	—	—	0	106
2021	Los Angeles Chargers	7	4	16	165	10.3	34	1	0	0	—	—	0	165
2022	Arizona	16	0	3	9	3.0	6	0	0	0	—	—	0	9
2023	Los Angeles Chargers	3	0	0	0	—	—	0	0	0	—	—	0	0
<b>NFL Totals</b>		<b>81</b>	<b>12</b>	<b>63</b>	<b>715</b>	<b>11.3</b>	<b>42</b>	<b>3</b>	<b>0</b>	<b>0</b>	<b>—</b>	<b>—</b>	<b>0</b>	<b>715</b>
POSTSEASON		GP	GS	— Receiving —				— Rushing —				— Scrimmage —		
Year	Team			No.	Yds	Avg.	Lg	TD	Att	Yds	Avg.	Lg	TD	Yards
2016	Houston	2	0	0	0	—	—	0	0	0	—	—	0	0
<b>Postseason Totals</b>		<b>2</b>	<b>0</b>	<b>0</b>	<b>0</b>	<b>—</b>	<b>—</b>	<b>0</b>	<b>0</b>	<b>0</b>	<b>—</b>	<b>—</b>	<b>0</b>	<b>0</b>



# ZACK BAILEY ⚡ 78

**GUARD/TACKLE | SOUTH CAROLINA**

6-5 | 300 lbs | SUMMERVILLE, S.C.

WAIVERS (WASHINGTON) — 2022

EXPERIENCE: 2ND NFL SEASON

2ND YEAR WITH CHARGERS

**2023:** Inactive from Week 3 through Week 13 before being placed on Reserve/Injured prior to Week 14...Signed to the active roster in advance of Week 3...**at Minnesota (Sept. 24):** Inactive.

## ZACK BAILEY NFL GAMES

Year	Team	GP	GS
2022	Los Angeles Chargers	1	0
2023	Los Angeles Chargers	0	0
<b>NFL Totals</b>		<b>1</b>	<b>0</b>



# ESSANG BASSEY ⚡ 27

**CORNERBACK | WAKE FOREST**

5-10 | 190 lbs | COLUMBUS, GA.

WAIVERS (DEN) — 2023

EXPERIENCE: 4TH NFL SEASON

2ND YEAR WITH CHARGERS

**2023:** Has appeared in nine games (one start), totaling 11 tackles (seven solo) and two passes defended...Claimed via waivers by the Chargers prior to the club's Week 5 bye week...**vs. Dallas (Oct. 16):** Active, did not play...**at Kansas City (Oct. 22):** Made season debut for the Chargers, primarily contributing on special teams...**vs. Chicago (Oct. 29):** Primarily contributed on special teams, aiding the defense on the near the end of the game...Secured one solo tackle, a stop in pass defense...**at New York Jets (Nov. 6):** Secured two solo stops in the fourth quarter and contributed on special teams...Aided a unit that held the Jets to 3-of-17 on third down (17.6 pct.), totaled a season-high eight sacks and didn't allow the Jets to score an offensive touchdown...**vs. Detroit (Nov. 12):** Contributed on 13 special teams snaps...**at Green Bay (Nov. 19):** Inactive (healthy scratch)...**vs. Baltimore (Nov. 26):** Totaled three tackles (one solo) and one pass defended, a breakup on a deep pass intended for WR Zay Flowers on third down in the second quarter, forcing a punt that led to a Chargers touchdown on the ensuing possession...Contributed significantly on defense, aiding a unit that held the Ravens to just three points off of turnovers and scoreless in the fourth quarter for just the second time this season, allowing just four conversions on 13 third-down attempts (30.8 pct.)...**at New England (Dec. 3):** Started at DB, amassing three tackles (one solo) and one pass defended, helping a defensive unit that held an opponent to zero points for the first time since 2017 (Week 7) and tied the season-high with eight tackles for loss as a group...On fourth down, the final play before

Date	Opp.	Games		Tackles						Interceptions					Fumbles		
		Res.	P/S	Tot	So	As	Sk	Yd	TFL	No.	Yd	Lg	TD	PD	FF	FR	
09/10	Mia.	L	0/0	— Not on Roster —													
09/17	at Ten.	L (OT)	0/0	— Not on Roster —													
09/24	at Min.	W	0/0	— Not on Roster —													
10/01	L.V.	W	0/0	— Not on Roster —													
10/16	Dal.	L	0/0	— Active, did not play —													
10/22	at K.C.	L	1/0	0	0	0	0.0	0	0	0	0	0	—	0	0	0	0
10/29	Chi.	W	1/0	1	1	0	0.0	0	0	0	0	0	—	0	0	0	0
11/06	at NYJ	W	1/0	2	2	0	0.0	0	0	0	0	0	—	0	0	0	0
11/12	Det.	L	1/0	0	0	0	0.0	0	0	0	0	0	—	0	0	0	0
11/19	at G.B.	L	0/0	— Inactive —													
11/26	Bal.	L	1/0	3	1	2	0.0	0	0	0	0	0	—	0	1	0	0
12/03	at N.E.	W	1/1	3	1	2	0.0	0	0	0	0	0	—	0	2	0	0
12/10	Den.	L	1/0	0	0	0	0.0	0	0	0	0	0	—	0	0	0	0
12/14	at L.V.	L	1/0	1	1	0	0.0	0	0	0	0	0	—	0	0	0	0
12/23	Buf.	L	1/0	1	1	0	0.0	0	0	0	0	0	—	0	0	0	0
12/31	at Den.	TBD															
TBD	K.C.																
<b>'23 TOTALS</b>		<b>5-10</b>	<b>9/1</b>	<b>11</b>	<b>7</b>	<b>4</b>	<b>0.0</b>	<b>0</b>	<b>0</b>	<b>0</b>	<b>0</b>	<b>0</b>	<b>—</b>	<b>0</b>	<b>2</b>	<b>0</b>	<b>0</b>

the second half's two-minute warning, broke up a pass intended for TE Hunter Henry across the middle, causing a turnover on downs and granting the Chargers possession on the would-be final drive of the game, securing the win...**vs. Denver (Dec. 10):** Contributed on defense and on special teams...**at Las Vegas (Dec. 14):** Supplied one solo stop defensively in the second quarter, while also contributing on special teams...**vs. Buffalo (Dec. 23):** Secured one tackle in pass coverage in the fourth quarter, while also contributing on special teams.

## ESSANG BASSEY NFL STATISTICS

Year	Team	GP	GS	— Tackles —				Yds	TFL	— Interceptions —					— Fumbles —			ST Tackles
				Total	Solo	Asst	Sacks			No.	Yds	Lg	TD	PD	FF	FR	Yds	
2020	Denver	12	3	22	20	2	0.0	0	3	1	26	26	0	2	0	1	0	1
2021	Denver	1	0	0	0	0	0.0	0	0	0	0	—	0	0	0	0	0	
	Los Angeles Chargers	1	0	1	1	0	0.0	0	0	0	0	—	0	0	0	0	0	
2022	Denver	14	0	11	7	4	0.0	0	0	0	0	—	0	0	0	0	4	
2023	Denver	4	1	8	5	3	0.0	0	1	0	0	—	0	2	0	0	0	
	Los Angeles Chargers	9	1	11	7	4	0.0	0	0	0	0	—	0	2	0	0	0	
<b>NFL Totals</b>		<b>41</b>	<b>5</b>	<b>53</b>	<b>40</b>	<b>13</b>	<b>0.0</b>	<b>0</b>	<b>4</b>	<b>1</b>	<b>26</b>	<b>26</b>	<b>0</b>	<b>6</b>	<b>0</b>	<b>1</b>	<b>0</b>	<b>5</b>



# JOEY BOSA ⚡ 97

**OUTSIDE LINEBACKER | OHIO STATE**

6-5 | 280 lbs | FORT LAUDERDALE, FLA.

DRAFT 1 — 2016

EXPERIENCE: 8TH NFL SEASON

8TH YEAR WITH CHARGERS

**2023:** Through the first 10 games, ranks second on the team with 6.5 sacks...Has totaled 20 tackles (14 solo) to go along with his 6.5 sacks, six tackles for loss and nine quarterback hits...Totaled a season-high 2.5 sacks in the Week 9 win on *Monday Night Football* over the Jets, as his first sack stripped QB Zach Wilson to collect his 10th career strip sack on third down, the most in the NFL by any player since he entered the league in 2016...His 36.5 sacks on third down are the second-most by any rusher since 2016... Registered his 11th-career game with two-plus sacks in Week 2, as the defense totaled five sacks against Tennessee, the most by the unit since Week 16 of 2022...Added a sack in Week 3 for his third sack in two games...Notched his fourth sack of the season in the primetime win over the Chicago Bears on *Sunday Night Football*...**vs. Miami (Sept. 10):** Totaled one tackle in the season opener...**at Tennessee (Sept. 17):** Registered four tackles (three solo), including two sacks, in Week 2...The two takedowns of Titans QB Ryan Tannehill marked four career sacks of the Tennessee signal-caller...Helped the defense total five sacks on the afternoon, the most by the unit in a game since Week 16 of 2022...**at Minnesota (Sept. 24):** Dropped QB Kirk Cousins for a loss of seven yards on third down to draw the end of the first quarter, his third sack of the season...Added a pass deflection, his first pass defended of the season, on a third-down bat-down...**vs. Las Vegas (Oct. 1):** Inactive (hamstring/toe)...**vs. Dallas (Oct. 16):** Totaled two tackles in the primetime matchup on *Monday Night Football*...**at Kansas City (Oct. 22):** Notched one solo stop...**vs. Chicago (Oct. 29):** Amassed four tackles (two solo), including his fourth sack of the season, in the primetime win over the Bears on *Sunday Night Football*... On third-and-11 on the game's opening series, rushed off of the right edge and dropped QB Tyson Bagent for a loss of 10 yards, forcing a punt...The sack gave the Chargers 13 sacks on third down in 2023, tied for the second-most by any team through the first eight weeks, as well as credited the unit with an average of 1.86 sacks per game on third down, tied for the league lead...Aided a defense that picked off two passes and forced three turnovers on

2023, LOS ANGELES CHARGERS																				
Date	Opp.	Res.	P/S	Games						Tackles					Interceptions				Fumbles	
				Tot	So	As	Sk	Yd	TFL	No.	Yd	Lg	TD	PD	FF	FR				
09/10	Mia.	L	1/1	1	1	0	0.0	0	0	0	0	0	0	0	0	0	0	0	0	
09/17	at Ten.	L (OT)	1/0	4	3	1	2.0	21	2	0	0	0	0	0	0	0	0	0	0	
09/24	at Min.	W	1/0	1	1	0	1.0	7	1	0	0	0	0	0	1	0	0	0	0	
10/01	L.V.	W	0/0	— Inactive —													0	0	0	0
10/16	Dal.	L	1/0	2	2	0	0.0	0	0	0	0	0	0	0	0	0	0	0	0	
10/22	at K.C.	L	1/0	1	1	0	0.0	0	0	0	0	0	0	0	0	0	0	0	0	
10/29	Chi.	W	1/1	4	2	2	1.0	10	1	0	0	0	0	0	0	0	0	0	0	
11/06	at NYJ	W	1/1	6	3	3	2.5	21	1	0	0	0	0	0	0	1	1	1	1	
11/12	Det.	L	1/1	1	1	0	0.0	0	0	0	0	0	0	0	0	0	0	0	0	
11/12	at G.B.	L	1/1	0	0	0	0.0	0	0	0	0	0	0	0	0	0	0	0	0	
11/26	Bal.	L	0/0	— Reserve/Injured —													0	0	0	0
12/03	at N.E.	W	0/0	— Reserve/Injured —													0	0	0	0
12/10	Den.	L	0/0	— Reserve/Injured —													0	0	0	0
12/14	at L.V.	L	0/0	— Reserve/Injured —													0	0	0	0
12/23	Buf.	L	0/0	— Reserve/Injured —													0	0	0	0
12/31	at Den.	L	0/0	— Reserve/Injured —													0	0	0	0
TBD	K.C.																			
<b>'23 TOTALS</b>				<b>5-10</b>	<b>9/5</b>	<b>20</b>	<b>14</b>	<b>6</b>	<b>6.5</b>	<b>59</b>	<b>5</b>	<b>0</b>	<b>0</b>	<b>—</b>	<b>0</b>	<b>1</b>	<b>1</b>	<b>1</b>	<b>1</b>	

downs, holding Chicago to one fourth-down conversions on four attempts...**at New York Jets (Nov. 6):** Tallied six tackles (three solo) and set a new season-high with 2.5 sacks, as well as one forced fumble and one fumble recover...On third down in the first quarter, stripped Wilson to collect his first sack of the night and his 10th career strip sack on third down, the most by any player in the league since 2016...Ultimately landed on the forced fumble to secure the takeaway, the first of three on the night for the Bolts...On the opening drive of the second half, split a sack with DL Morgan Fox on the first third down, helping add to the team's third-down sack production figures...The Chargers lead the NFL with 19 sacks on third down through the first nine weeks...Aided a unit that held the Jets to 3-of-17 on third down (17.6 pct.), totaled a season-high eight sacks and didn't allow the Jets to score an offensive touchdown...**vs. Detroit (Nov. 12):** Totaled one tackle, a drop of Lions RB Jahmyr Gibbs for a loss of one yard in the second quarter...**at Green Bay (Nov. 19):** Saw action on four snaps before departing the game due to injury.

## JOEY BOSA NFL STATISTICS

Year	Team	GP	GS	— Tackles —					Yds	TFL	— Interceptions —					— Fumbles —				
				Total	Solo	Asst	Sacks	Yds			No.	Yds	Lg	TD	PD	FF	FR	Yds	ST Tackles	
2016	San Diego	12	11	41	29	12	10.5	71.5	17	0	0	—	0	0	1	0	0	0	0	
2017	Los Angeles Chargers	16	16	70	54	16	12.5	66	11	0	0	—	0	1	4	1	0	0	0	
2018	Los Angeles Chargers	7	6	23	18	5	5.5	42.5	7	0	0	—	0	0	0	1	0	0	0	
2019	Los Angeles Chargers	16	16	67	47	20	11.5	78.5	18	0	0	—	0	0	1	0	0	0	0	
2020	Los Angeles Chargers	12	10	39	29	10	7.5	28	15	0	0	—	0	1	0	1	0	0	0	
2021	Los Angeles Chargers	16	16	51	36	15	10.5	70	5	0	0	—	0	0	7	0	0	0	0	
2022	Los Angeles Chargers	5	4	10	8	2	2.5	22.5	3	0	0	—	0	0	1	0	0	0	0	
2023	Los Angeles Chargers	9	5	20	14	6	6.5	59	5	0	0	—	0	1	1	1	0	0	0	
<b>NFL Totals</b>		<b>93</b>	<b>84</b>	<b>321</b>	<b>235</b>	<b>86</b>	<b>67.0</b>	<b>458</b>	<b>81</b>	<b>0</b>	<b>0</b>	<b>—</b>	<b>0</b>	<b>3</b>	<b>15</b>	<b>4</b>	<b>0</b>	<b>0</b>	<b>0</b>	
Year	Team	GP	GS	— Tackles —					Yds	TFL	— Interceptions —					— Fumbles —				
				Total	Solo	Asst	Sacks	Yds			No.	Yds	Lg	TD	PD	FF	FR	Yds	ST Tackles	
2018	Los Angeles Chargers	2	2	3	2	1	1.0	6	1	0	0	—	0	0	0	0	0	0	0	0
2022	Los Angeles Chargers	1	1	1	1	0	0.0	0	0	0	0	—	0	0	0	0	0	0	0	0
<b>Postseason Totals</b>		<b>3</b>	<b>3</b>	<b>4</b>	<b>3</b>	<b>1</b>	<b>1.0</b>	<b>6</b>	<b>1</b>	<b>0</b>	<b>0</b>	<b>—</b>	<b>0</b>	<b>0</b>	<b>0</b>	<b>0</b>	<b>0</b>	<b>0</b>	<b>0</b>	



# TERRELL BYNUM ⚡ 35

**WIDE RECEIVER | SOUTHERN CALIFORNIA**

6-0 | 188 lbs | LONG BEACH, CALIF.

FREE AGENT — 2023

EXPERIENCE: ROOKIE

**2023:** Made NFL debut in the Week 11 matchup at Green Bay... at Green Bay (Nov. 19): Saw first-career NFL action, contributing on offense.

2023, LOS ANGELES CHARGERS															
Date	Opp.	Res.	Games		Receiving					Rushing				Scrim	
			P/S	No.	Yds	Avg.	Lg	TD	Att	Yds	Avg.	Lg	TD	Yds	
09/10	Mia.	L	0/0		— Practice Squad	—									
09/17	at Ten.	L (OT)	0/0		— Practice Squad	—									
09/24	at Min.	W	0/0		— Practice Squad	—									
10/01	L.V.	W	0/0		— Practice Squad	—									
10/16	Dal.	L	0/0		— Practice Squad	—									
10/22	at K.C.	L	0/0		— Practice Squad	—									
10/29	Chi.	W	0/0		— Practice Squad	—									
11/06	at NYJ	W	0/0		— Practice Squad	—									
11/12	Det.	L	0/0		— Practice Squad	—									
11/10	at G.B.	L	1/0		0	0	—	—	0	0	0	—	—	0	0
11/26	Bal.	L	0/0		— Practice Squad	—									
12/03	at N.E.	W	0/0		— Practice Squad	—									
12/10	Den.	L	0/0		— Practice Squad	—									
12/14	at L.V.	L	0/0		— Practice Squad	—									
12/23	Buf.	L	0/0		— Practice Squad	—									
12/32	at Den.														
TBD	K.C.														
<b>'23 TOTALS</b>			<b>5-10</b>	<b>1/0</b>	<b>0</b>	<b>0</b>	<b>—</b>	<b>—</b>	<b>0</b>	<b>0</b>	<b>0</b>	<b>—</b>	<b>—</b>	<b>0</b>	<b>0</b>

## TERRELL BYNUM NFL STATISTICS

Year	Team	GP	GS	No.	— Receiving —				Att	— Rushing —				— Scrimmage —
					Yds	Avg.	Lg	TD		Yds	Avg.	Lg	TD	Yards
2023	Los Angeles Chargers	1	0	0	0	—	—	0	0	0	—	—	0	0
<b>NFL Totals</b>		<b>1</b>	<b>0</b>	<b>0</b>	<b>0</b>	<b>—</b>	<b>—</b>	<b>0</b>	<b>0</b>	<b>0</b>	<b>—</b>	<b>—</b>	<b>0</b>	<b>0</b>





# WILL CLAPP ⚡ 76

CENTER/GUARD | LOUISIANA STATE

6-5 | 311 lbs | NEW ORLEANS, LA.

FREE AGENT — 2022

EXPERIENCE: 6TH NFL SEASON

2ND YEAR WITH CHARGERS

**2023:** Appeared in 14 games, starting each of his last 11 at C, before being placed on Reserve/Injured following Week 15... Started at C in the Week 4 win over Las Vegas, leading an offense that rushed for 155 yards as a unit...Primarily contributed on special teams in each of the first three weeks...**vs. Miami (Sept. 10):** Supported the field goal unit on each of the two field goal tries, including K Cameron Dicker's career-long 50-yard field goal in the second quarter, and all four successful PATs...Saw action on two special teams snaps...**at Tennessee (Sept. 17):** Supported the field goal unit on all three of Dicker's made field goals, including the game-tying field goal as time expired in regulation, and one made PAT...**at Minnesota (Sept. 24):** Contributed on special teams, primarily on the field goal unit...**vs. Las Vegas (Oct. 1):** Started at C, helping the offense rush for 155 yards on the day...The offense accounted for 95 rushing yards in the first quarter, the most by a Bolts offense in a first quarter since 2017...**vs. Dallas (Oct. 16):** Started at C and appeared on each of the offense's 73 snaps...**at Kansas City (Oct. 22):** Started at C and played all 63 snaps...**vs. Chicago (Oct. 29):** Started at C and anchored a unit that allowed zero sacks in the primetime win on *Sunday Night Football*...**at New York Jets (Nov. 6):** Started at C and helped RB Austin Ekeler total multiple touchdowns in a winning effort on *Monday Night Football*...**vs. Detroit (Nov. 12):** Started at C and supported an

## WILL CLAPP NFL GAMES

Year	Team	GP	GS
2018	New Orleans	3	1
2019	New Orleans	14	3
2020	New Orleans	8	0
2021	New Orleans	9	3
2022	Los Angeles Chargers	17	3
2023	Los Angeles Chargers	14	11
<b>NFL Totals</b>		<b>62</b>	<b>18</b>
POSTSEASON			
Year	Team	GP	GS
2020	New Orleans	1	0
2022	Los Angeles Chargers	1	0
<b>Postseason Totals</b>		<b>2</b>	<b>0</b>

OL unit that didn't allow a sack...**at Green Bay (Nov. 19):** Started at C, helping the offense total 150 rushing yards...**vs. Baltimore (Nov. 26):** Started at C on *Sunday Night Football*...**at New England (Dec. 3):** Started at C and anchored a unit that allowed zero sacks and zero turnovers on the road in Week 13...**vs. Denver (Dec. 10):** Started at C and played all 68 offensive snaps...**at Las Vegas (Dec. 14):** Started at C and played in 42 of the offensive snaps.



# DERIUS DAVIS ⚡ 12

WIDE RECEIVER | TCU

5-8 | 165 lbs | SAINT FRANCISVILLE, LA.

DRAFT 4 — 2023

EXPERIENCE: ROOKIE

**2023:** Over 15 games played (one start at WR), has served as the primary returner for all punts and kickoffs...Leads the NFL with an average of 16.2 yards per punt return, totaling 373 yards on 23 returns with a long of 87 yards and one touchdown, adding 15 kickoff returns for 305 yards (20.3 avg.), to go along with 10 rushes for 82 yards (8.2 avg.) and 14 receptions for 48 yards (3.4 avg.)...On the first punt of the Week 9 road win at the New York Jets, returned the punt 87 yards for a touchdown to secure the longest punt return touchdown by a rookie in Chargers history, the first punt return for a touchdown since 2017 and the longest punt return by any player thus far this season...In Week 2, amassed 63 yards on four punt returns (15.8 avg.), accounting for the most punt return yards by a Chargers returner in a single game since 2019...Registered a 51-yard rush on the second play from scrimmage, the second-longest run by any non-running back in Chargers history...Helped the offense finish the Week 4 win with 155 rushing yards...**vs. Miami (Sept. 10):** In his NFL debut, caught one pass for five yards (5.0 avg.) on an end-around and returned one punt for three yards...**at Tennessee (Sept. 17):** Totaled 63 punt return yards on four punt returns (15.8 avg.), the most punt return yards by a Chargers returner in a single game since 2019 (Week 5)...Added one kickoff return for 24 yards (24.0 avg.)...On the ground, totaled one rush for 10 yards...**at Minnesota (Sept. 24):** Caught one pass for three yards (3.0 avg.) in the Week 3 win at Minnesota...**vs. Las Vegas (Oct. 1):** Recorded a 51-yard rush on the second play from scrimmage, registering the longest rush by a non-running back in franchise history...Added two receptions for 16 yards (8.0 avg.)...In the return phase, supplied three punt returns for 18 yards (6.0 avg.) and one kickoff return for 15 yards (15.0 avg.)...**vs. Dallas (Oct. 16):** Returned two punts for 38 yards (19.0 avg.), including a career-long and season-best 26-yard return in the first quarter to kickstart the Chargers' opening offensive drive...**at Kansas City (Oct. 22):** Rushed three times for 14 yards (4.7 avg.), adding one catch for 10 yards on a second-and-long, leading to an eventual third-down conversion...**vs. Chicago (Oct. 29):** Returned one punt for six yards and totaled four yards on two receptions (2.0 avg.) offensively in the primetime win...**at New York Jets (Nov. 6):** Totaled three punt returns for 104 yards (24.7 avg.), aided by an 87-yard touchdown in the first quarter...Following the game's opening drive, in the first punt, cut through the coverage unit and scored the game's first punts on an 87-yard punt return...The score marked the longest punt return by any player in the league this season, as well as the first punt return touchdown for the Chargers since 2017 and the longest punt return touchdown by a Chargers rookie in franchise history...**vs. Detroit (Nov. 12):** Caught two passes for seven yards and returned one kickoff for 27 yards...**at Green Bay (Nov. 19):** Returned three

## 2023, LOS ANGELES CHARGERS

### OFFENSIVE STATISTICS

Date	Opp.	Res.	Games P/S	Receiving				Rushing				Scrim Yds				
				No.	Yds	Avg.	Lg	TD	Att	Yds	Avg.		Lg	TD		
09/10	Mia.	L	1/0	1	5	5.0	5	0	0	0	—	—	0	5		
09/17	at Ten.	L (OT)	1/0	0	0	—	—	0	1	10	10.0	10	0	15		
09/24	at Min.	W	1/0	1	3	3.0	3	0	0	0	—	—	0	3		
10/01	L.V.	W	1/0	2	16	8.0	11	0	3	51	17.0	51	0	67		
10/16	Dal.	L	1/0	0	0	—	—	0	0	0	—	—	0	0		
10/22	at K.C.	L	1/0	1	10	10.0	10	0	3	14	4.7	11	0	24		
10/29	Chi.	W	1/0	2	4	2.0	5	0	0	0	—	—	0	4		
11/06	at NYJ	W	1/0	1	0	0.0	0	0	0	0	—	—	0	0		
11/12	Det.	L	1/0	2	7	3.5	9	0	0	0	—	—	0	7		
11/19	at G.B.	L	1/0	1	-3	-3.0	-3	0	0	0	—	—	0	-3		
11/26	Bal.	L	1/0	1	2	2.0	2	0	2	-1	-0.5	1	0	1		
12/03	at N.E.	W	1/0	0	0	—	—	0	0	0	—	—	0	0		
12/10	Den.	L	1/0	0	0	—	—	0	0	0	—	—	0	0		
12/14	at L.V.	L	1/0	1	-2	-2.0	-2	0	0	0	—	—	0	-2		
12/23	Buf.	L	1/1	1	6	6.0	6	0	1	8	8.0	8	0	14		
TBD	at Den.															
TBD	K.C.															
<b>'23 TOTALS</b>				<b>5-10</b>	<b>15/1</b>	<b>14</b>	<b>48</b>	<b>3.4</b>	<b>11</b>	<b>0</b>	<b>10</b>	<b>82</b>	<b>8.2</b>	<b>51</b>	<b>0</b>	<b>130</b>

### RETURN STATISTICS

Date	Opp.	Res.	Games Played	Kickoff Returns				Punt Returns				Ret. Yds				
				No.	Yds	Avg.	Lg	TD	Att	Yds	Avg.		Lg	TD		
09/10	Mia.	L	1/0	0	0	—	—	0	1	3	3.0	3	0	3		
09/17	at Ten.	L (OT)	1/0	1	24	24.0	24	0	4	63	15.8	20	0	87		
09/24	at Min.	W	1/0	0	0	—	—	0	0	0	—	—	0	0		
10/01	L.V.	W	1/0	1	15	15.0	15	0	3	18	6.0	12	0	33		
10/16	Dal.	L	1/0	0	0	—	—	0	2	38	19.0	26	0	38		
10/22	at K.C.	L	1/0	0	0	—	—	0	0	0	—	—	0	0		
10/29	Chi.	W	1/0	0	0	—	—	0	1	6	6.0	6	0	6		
11/06	at NYJ	W	1/0	0	0	—	—	0	3	104	34.7	87t	1	104		
11/12	Det.	L	1/0	1	27	27.0	27	0	0	0	—	—	0	27		
11/19	at G.B.	L	1/0	3	58	19.3	21	0	1	6	6.0	6	0	64		
11/26	Bal.	L	1/0	1	21	21.0	21	0	1	23	23.0	23	0	44		
12/03	at N.E.	W	1/0	0	0	—	—	0	3	55	18.3	34	0	55		
12/10	Den.	L	1/0	2	44	22.0	24	0	0	—	—	—	0	44		
12/14	at L.V.	L	1/0	5	116	23.2	26	0	3	44	14.7	26	0	160		
12/23	Buf.	L	1/1	1	0	—	—	0	1	13	13.0	13	0	13		
TBD	at Den.															
TBD	K.C.															
<b>'23 TOTALS</b>				<b>5-10</b>	<b>15/1</b>	<b>15</b>	<b>305</b>	<b>20.3</b>	<b>27</b>	<b>0</b>	<b>24</b>	<b>373</b>	<b>16.2</b>	<b>87t</b>	<b>1</b>	<b>678</b>

kickoffs for a season-high 58 yards (19.3 avg.) and one punt for six yards, fair-catching two other punts...**vs. Baltimore (Nov. 26):** Accounted for 23 yards on one punt return and 21 yards on one kickoff return, totaling 44 return yards in the game, adding one reception for two yards...**at New England (Dec. 3):** Returned three punts for 55 yards (18.3 avg.) with a long of 34 yards, securing an additional fair catch on a rainy afternoon...**vs. Denver (Dec. 10):** Returned two kickoffs for 44 yards (22.0 avg.) with a long return of 24 yards...**at Las Vegas (Dec. 14):** Returned five kickoffs for a season-high 116 yards (23.2 avg.) with a long of 26 yards, as well as three punt returns for 44 yards (14.7 avg.) with a long of 38 yards and one fair catch...Also caught one pass for -2 yards...**vs. Buffalo (Dec. 23):** Contributed in all facets in the holiday special Saturday night primetime affair, collecting one rush for eight yards, one reception for six yards and one punt return for 13 yards.

## DERIUS DAVIS NFL STATISTICS

Year	Team	GP	GS	No.	– Receiving –				Att	– Rushing –				– Scrimmage –	
					Yds	Avg.	Lg	TD		Yds	Avg.	Lg	TD	Yards	
2023	Los Angeles Chargers . . . . .	15	1	14	48	3.2	11	0	10	82	8.2	51	0	130	
<b>NFL Totals</b> . . . . .		<b>15</b>	<b>1</b>	<b>14</b>	<b>48</b>	<b>3.2</b>	<b>11</b>	<b>0</b>	<b>10</b>	<b>82</b>	<b>8.2</b>	<b>51</b>	<b>0</b>	<b>130</b>	

Year	Team	No.	– Kickoff Returns –				– Punt Returns –				– Return –			
			Yds	Avg.	Lg	TD	No.	FC	Yds	Avg.	Lg	TD	Yards	
2023	Los Angeles Chargers . . . . .	15	305	20.3	27	0	23	24	373	16.2	87t	1	678	
<b>NFL Totals</b> . . . . .		<b>15</b>	<b>305</b>	<b>20.3</b>	<b>27</b>	<b>0</b>	<b>23</b>	<b>24</b>	<b>373</b>	<b>16.2</b>	<b>87t</b>	<b>1</b>	<b>678</b>	



# MICHAEL DAVIS ⚡ 43

**CORNERBACK | BRIGHAM YOUNG**

6-2 | 196 lbs | GLENDALE, CALIF.

FREE AGENT — 2017

EXPERIENCE: 7TH NFL SEASON

7TH YEAR WITH CHARGERS

**2023:** Through 15 games (11 starts) has totaled 56 tackles (47 solo), one interception and possesses 10 passes defended, the second-most by any Chargers defender this season..Registered two passes defended in Week 1, extending a streak of games with a pass defended to eight, which was the longest streak in the NFL...Contributed to a defensive unit that toaled 10 passes defended in Week 1, the second-most in the NFL and the most by a Chargers unit on Kickoff Weekend since at least 1991...Secured two passes defended against the Cowboys in Week 6 on Monday Night Football, his second multi-PD game of the season...**vs. Miami (Sept. 10):** Opened the year with six tackles (five solo) and two passes defended in coverage...Contributed to the defense's 10 total passes defended in Week 1, the second-most by any team across the NFL on Kickoff Weekend...Extended his streak of consecutive games with a pass defended to eight-straight outings...**at Tennessee (Sept. 17):** Totaled three solo stops, one of which was a tackle for loss on a run stop of RB Derrick Henry in the fourth quarter, in the Week 2 contest...**at Minnesota (Sept. 24):** Totaled eight solo stops and one pass defended in the win at Minnesota...Secured his pass defended on a fourth-down breakup in coverage against WR Justin Jefferson...**vs. Las Vegas (Oct. 1):** Matched the previous game's output with eight solo stops in the win over the division-rival Raiders...Supported a defense that held the Raiders to just one third-down conversion (1-for-11)...**vs. Dallas (Oct. 16):** Totaled four solo tackles and two passes defended in the game...Provided each of his two passes defended in coverage of Cowboys WR Michael Gallup...Added a stop on punt coverage...**at Kansas City (Oct. 22):** Notched four tackles (three solo) in the divisional matchup...Tallied one tackle for loss, dropping RB Jerick McKinnon for a loss of one yard on a rush attempt...**vs. Chicago (Oct. 29):** Secured four tackles (two solo) primarily on pass coverage in the primetime win over the Bears on *Sunday Night Football*...Aided a defense that picked off two passes and forced three turnovers on downs, holding Chicago to one fourth-down conversions on four attempts...**at New York Jets (Nov. 6):** Tallied two tackles (one solo) and a pass defended in the win on

## 2023, LOS ANGELES CHARGERS

Date	Opp.	Res.	Games		Tackles					Interceptions					Fumbles		
			P/S	Tot	So	As	Sk	Yd	TFL	No.	Yd	Lg	TD	PD	FF	FR	
09/10	Mia.	L	1/1	6	5	1	0.0	0	0	0	0	0	0	0	2	0	0
09/17	at Ten.	L (OT)	1/0	3	3	0	0.0	0	0	1	0	0	0	0	0	0	0
09/24	at Min.	W	1/1	8	8	0	0.0	0	0	0	0	0	0	1	0	0	0
10/01	L.V.	W	1/1	8	8	0	0.0	0	0	0	0	0	0	0	0	0	0
10/16	Dal.	L	1/1	4	4	0	0.0	0	0	0	0	0	0	2	0	0	0
10/22	at K.C.	L	1/1	4	3	1	0.0	0	1	0	0	0	0	0	0	0	0
10/29	Chi.	W	1/1	4	2	2	0.0	0	0	0	0	0	0	0	0	0	0
11/06	at NYJ	W	1/1	2	1	1	0.0	0	0	0	0	0	0	1	0	0	0
11/12	Det.	L	1/0	0	0	0	0.0	0	0	0	0	0	0	0	0	0	0
11/19	at G.B.	L	1/1	3	2	1	0.0	0	0	0	0	0	0	1	0	0	0
11/26	Bal.	L	1/0	0	0	0	0.0	0	0	0	0	0	0	0	0	0	0
12/03	at N.E.	W	1/0	0	0	0	0.0	0	0	0	0	0	0	0	0	0	0
12/10	Den.	L	1/1	4	3	1	0.0	0	0	1	0	0	0	1	0	0	0
12/14	at L.V.	L	1/1	6	5	1	0.0	0	1	0	0	0	0	2	0	0	0
12/23	Buf.	L	1/1	4	3	1	0.0	0	0	0	0	0	0	0	0	0	0
12/31	at Den.	K.C.															
TBD																	
<b>'23 TOTALS</b>				<b>5-10</b>	<b>15/11</b>	<b>56</b>	<b>47</b>	<b>9</b>	<b>0.0</b>	<b>0</b>	<b>3</b>	<b>1</b>	<b>0</b>	<b>0</b>	<b>10</b>	<b>0</b>	<b>0</b>

**Monday Night Football**...On third-and-12 near the end of the first quarter, forced an incompletion on a deep pass down the left sideline intended for WR Garrett Wilson...Aided a unit that held the Jets to 3-of-17 on third down (17.6 pct.), totaled a season-high eight sacks and didn't allow the Jets to score an offensive touchdown...**vs. Detroit (Nov. 12):** Saw action on six defensive snaps...**at Green Bay (Nov. 19):** Tallied three tackles (two solo) and one pass defended, a breakup on a long pass intended for Packers WR Romeo Doubs...**vs. Baltimore (Nov. 26):** Contributed on special teams in the *Sunday Night Football* matchup...**at New England (Dec. 3):** Contributed on special teams in the Week 13 road win...**vs. Denver (Dec. 10):** Started at CB and totaled four tackles (three solo), one interception and one pass defended...On QB Russell Wilson's first pass of the game, controlled the loose ball and secured the interception his first of the season...**at Las Vegas (Dec. 14):** Started at CB and collected six tackles (five solo)...Added two passes defended, tying his single-game high this season...**vs. Buffalo (Dec. 23):** Started at CB and totaled four tackles (three solo)...Supported a defense that held the Bills to zero third-down conversions in the first half.

## MICHAEL DAVIS NFL STATISTICS

Year	Team	GP	GS	— Tackles —					— Interceptions —					— Fumbles —			ST Tackles	
				Total	Solo	Asst	Sacks	Yds	TFL	No.	Yds	Lg	TD	PD	FF	FR		Yds
2017	Los Angeles Chargers . . . . .	15	0	4	3	1	0.0	0	0	0	0	—	0	1	0	0	0	14
2018	Los Angeles Chargers . . . . .	16	9	44	35	9	0.0	0	0	0	0	—	0	8	1	0	0	6
2019	Los Angeles Chargers . . . . .	12	12	39	31	8	0.0	0	0	2	15	15	0	9	0	0	0	0
2020	Los Angeles Chargers . . . . .	16	14	63	48	15	0.0	0	2	3	86	78t	1	14	0	0	0	1
2021	Los Angeles Chargers . . . . .	14	14	54	42	12	0.0	0	1	1	0	0	0	12	0	2	0	0
2022	Los Angeles Chargers . . . . .	17	12	61	47	14	1.0	6	2	1	30	30	0	15	0	0	0	1
2023	Los Angeles Chargers . . . . .	15	11	56	47	9	0.0	0	3	1	0	—	0	10	0	0	0	0
<b>NFL Totals . . . . .</b>		<b>105</b>	<b>72</b>	<b>321</b>	<b>253</b>	<b>68</b>	<b>1.0</b>	<b>6</b>	<b>8</b>	<b>8</b>	<b>151</b>	<b>78t</b>	<b>1</b>	<b>69</b>	<b>1</b>	<b>2</b>	<b>0</b>	<b>22</b>
<b>POSTSEASON</b>																		
Year	Team	GP	GS	— Tackles —					— Interceptions —					— Fumbles —			ST Tackles	
2018	Los Angeles Chargers . . . . .	2	2	7	5	2	0.0	0	0	0	0	—	0	2	0	0	0	0
2022	Los Angeles Chargers . . . . .	2	2	7	5	2	0.0	0	0	0	0	—	0	2	0	0	0	0
<b>Postseason Totals . . . . .</b>		<b>2</b>	<b>2</b>	<b>7</b>	<b>5</b>	<b>2</b>	<b>0.0</b>	<b>0</b>	<b>0</b>	<b>0</b>	<b>0</b>	<b>—</b>	<b>0</b>	<b>2</b>	<b>0</b>	<b>0</b>	<b>0</b>	<b>0</b>



# CAMERON DICKER ⚡ 11

KICKER | TEXAS

6-1 | 216 lbs | AUSTIN, TEXAS

FREE AGENT — 2022

EXPERIENCE: 2ND NFL SEASON

2ND YEAR WITH CHARGERS

**2023:** Through the first 15 games, has made 24 of his 25 field goal attempts (96.0 pct.), five of which were 50-plus-yard makes with a long of 55 yards, and all 35 PATs...Over his first two seasons, his rate of 45-for-47 equates to a 95.7 pct. make rate, the best percentage by any kicker in their first two seasons (min. 25 att.)...Over the last two seasons in the final 10 seconds of regulation, he has three made field goals, the second-most by any kicker in the league...Since the extra point was moved back in 2015, his 100 pct. success rate is the best among all NFL kickers (min. 50 att.)...He made a field goal of 50-plus yards each of the Chargers' three contests from Weeks 7 through 9, which was the longest streak among active kickers...In the season opener, connected on each of his two field goal attempts, including a career-long 50-yard field goal in the second quarter, and successfully converted all four PATs...Was one of two kickers in Week 1 to connect on a 50-plus yard field goal and make at least four PATs...Made a career-long 55-yard field goal in the Week 7 matchup at Kansas City...The following week, tied his previously-set career long of 55 yards with a make from 55 yards out, one of his three successful field goal tries, in the win over the Bears on *Sunday Night Football*...Made a career-high five field goals, including a long of 53 yards, against the Bills on primetime in Week 16, as four of his made field goals were from 40-plus yards, the most by any Chargers kicker in a single game in over 30 years, as the five made field goals were the most in a game by a Charger in over a decade...**vs. Miami (Sept. 10):** Opened the season with two made field goals and four successful PATs to total 10 points scored in Week 1...Near the end of the first half, connected on a 50-yard field goal on the right hash...His second make of the day came from 25 yards out in the fourth quarter...Also handled kickoff responsibilities in the game...**at Tennessee (Sept. 17):** Made three field goals, including a game-tying 33-yard make at the end of regulation to take the game into overtime, in Week 2...Registered his third made field goal with less than 10 seconds remaining in regulation over the last two seasons, which is the second-most in the NFL...Made field goals from 27, 30 and 33 yards away in the game...**vs. Minnesota (Sept. 24):** Missed his lone field goal attempt, a 53-yard try, but was successful on all five of his PATs...**vs. Las Vegas (Oct. 1):** Connected on a 33-yard field goal in the second quarter, advancing to a career mark of 27-of-27 from inside of 50 yards...Added three made PATs...**vs. Dallas (Oct. 16):** Connected on a 24-yard field goal in the third quarter to tie the game at 10 apiece...Successfully converted each of his two PATs...**at Kansas City (Oct. 22):** Made a career-long 55-yard field goal in the first quarter, tying for the third-longest made field goal in franchise history...Added two successful PATs to total five points scored on the day...**vs. Chicago (Oct. 29):** Connected on all three field goal tries in the primetime win over the Bears, making kicks from 43, 54 and 46 yards out, respectively...Added three made PATs to take his total points scored to 12 on the day, which set a new single-game career-high...**at New York Jets (Nov. 6):** Successfully connected on each of his two field goals, including tying a career-long with his 55-yard make as time expired in the first half, as well as three made extra points...Finished the game with nine points scored...**vs. Detroit (Nov. 12):** Made his lone field goal attempt, a 48-yarder in the first quarter, as well as five PATs in the Week 10 loss to the Lions...**vs. Green Bay (Nov. 19):** Made both field goal attempts (25 and 26 yards), as well as both PATs, in the Week 11 matchup...**vs. Baltimore (Nov. 26):** Successfully converted each of his two kicks, the first being a 39-yard field goal to cap the game's opening drive, followed by a PAT in the fourth quarter...**at New England (Dec. 3):** Successfully converted each of his two field goals on a rainy afternoon, each from 38 yards out, accounting for all of the Chargers' six points scored in the winning effort...**vs. Denver (Dec. 10):** Successfully converted his lone PAT...**at Las Vegas (Dec. 14):** Made all three of his PATs on *Thursday Night Football*...**vs. Buffalo (Dec. 23):** Made all five field goal attempts, a career-high, to become the first Chargers kicker to make at least five field goals in a single game in over a decade...Four of his five makes were from 40-plus yards (40, 47, 45, 53), as he set the franchise record for most made field goals of 40-plus yards in a single game...Also added one PAT, remaining perfect in his career on extra points.

## CAMERON DICKER NFL STATISTICS

Year	Team	GP	-- Field Goals --					-- PAT --			-- Total --	
			FG	FGA	Pct.	Lg	Blk	XP	XPA	Pct.	Block	Points
2022	Philadelphia Eagles	1	2	2	100.0	42	0	2	2	100.0	0	8
	Los Angeles Chargers	10	19	20	95.0	48	0	22	22	100.0	0	79
2023	Los Angeles Chargers	15	24	25	96.0	55	0	35	35	100.0	0	107
<b>NFL Totals</b>		<b>26</b>	<b>45</b>	<b>47</b>	<b>95.7</b>	<b>55</b>	<b>0</b>	<b>59</b>	<b>59</b>	<b>100.0</b>	<b>0</b>	<b>194</b>

Year	Team	-- 0-19 Yards --			-- 20-29 Yards --			-- 30-39 Yards --			-- 40-49 Yards --			-- 50+ Yards --		
		FG	FGA	Pct.	FG	FGA	Pct.	FG	FGA	Pct.	FG	FGA	Pct.	FG	FGA	Pct.
2022	Philadelphia Eagles	0	0	—	1	1	100.0	0	0	—	1	1	100.0	0	0	—
	Los Angeles Chargers	0	0	—	6	6	100.0	7	7	100.0	6	6	—	0	1	0.0
2023	Los Angeles Chargers	0	0	—	6	6	100.0	7	7	100.0	6	6	100.0	5	5	83.3
<b>NFL Totals</b>		<b>0</b>	<b>0</b>	<b>—</b>	<b>13</b>	<b>13</b>	<b>100.0</b>	<b>14</b>	<b>14</b>	<b>100.0</b>	<b>13</b>	<b>13</b>	<b>100.0</b>	<b>5</b>	<b>7</b>	<b>71.4</b>

POSTSEASON		GP	-- Field Goals --					-- PAT --			-- Total --	
Year	Team		FG	FGA	Pct.	Lg	Blk	XP	XPA	Pct.	Block	Points
2022	Los Angeles Chargers	1	3	4	75.0	50	0	3	3	100.0	0	12
<b>Postseason Totals</b>		<b>1</b>	<b>3</b>	<b>4</b>	<b>75.0</b>	<b>50</b>	<b>0</b>	<b>3</b>	<b>3</b>	<b>100.0</b>	<b>0</b>	<b>12</b>

Year	Team	-- 0-19 Yards --			-- 20-29 Yards --			-- 30-39 Yards --			-- 40-49 Yards --			-- 50+ Yards --		
		FG	FGA	Pct.	FG	FGA	Pct.	FG	FGA	Pct.	FG	FGA	Pct.	FG	FGA	Pct.
2022	Los Angeles Chargers	0	0	—	2	2	100.0	0	0	100.0	0	1	.000	1	1	1.000
<b>Postseason NFL Totals</b>		<b>0</b>	<b>0</b>	<b>—</b>	<b>2</b>	<b>2</b>	<b>100.0</b>	<b>0</b>	<b>0</b>	<b>100.0</b>	<b>0</b>	<b>1</b>	<b>.000</b>	<b>1</b>	<b>1</b>	<b>1.000</b>



# KEELAN DOSS ⚡ 86

**WIDE RECEIVER | UC DAVIS**

6-3 | 215 lbs | ALAMEDA, CALIF.

FREE AGENT — 2022

EXPERIENCE: 2ND NFL SEASON

2ND YEAR WITH CHARGERS

**2023:** Has appeared in three games as a standard practice squad elevation...Contributed both on special teams and on offense over his three appearances.

2023, LOS ANGELES CHARGERS															
Date	Opp.	Res.	Games		Receiving					Rushing					Scrim
			P/S		No.	Yds	Avg.	Lg	TD	Att	Yds	Avg.	Lg	TD	Yds
09/10	Mia.	W	0/0		— Practice Squad	—									
09/17	at Ten.	L	0/0		— Practice Squad	—									
09/24	at Min.	W	0/0		— Practice Squad	—									
10/01	L.V.	W	1/0		0	0	—	—	0	0	0	—	—	0	0
10/16	Dal.	L	1/0		0	0	—	—	0	0	0	—	—	0	0
10/22	at K.C.	L	1/0		0	0	—	—	0	0	0	—	—	0	0
10/29	Chi.	W	0/0		— Practice Squad	—									
11/06	at NYJ	W	0/0		— Practice Squad	—									
11/12	Det.	L	0/0		— Practice Squad	—									
11/19	at G.B.	L	0/0		— Practice Squad	—									
11/22	Bal.	L	0/0		— Practice Squad	—									
12/03	at N.E.	W	0/0		— Practice Squad	—									
12/10	Den.	L	0/0		— Practice Squad	—									
12/14	at L.V.	L	0/0		— Practice Squad	—									
12/23	Buf.	L	0/0		— Practice Squad	—									
12/32	at Den.														
TBD	K.C.														
<b>'23 TOTALS</b>			<b>5-10</b>	<b>3/0</b>	<b>0</b>	<b>0</b>	<b>—</b>	<b>—</b>	<b>0</b>	<b>0</b>	<b>0</b>	<b>—</b>	<b>—</b>	<b>0</b>	<b>0</b>

## KEELAN DOSS NFL STATISTICS

Year	Team	GP	GS	No.	— Receiving —				Att	— Rushing —				— Scrimmage —	
					Yds	Avg.	Lg	TD		Yds	Avg.	Lg	TD	Yards	
2019	Oakland	8	2	11	133	12.1	31	0	0	0	—	—	0	133	
2020	Las Vegas	1	0	0	0	—	—	0	0	0	—	—	0	0	
2023	Los Angeles Chargers	3	0	0	0	—	—	0	0	0	—	—	0	0	
<b>NFL Totals</b>		<b>12</b>	<b>0</b>	<b>11</b>	<b>133</b>	<b>12.1</b>	<b>31</b>	<b>0</b>	<b>0</b>	<b>0</b>	<b>—</b>	<b>—</b>	<b>0</b>	<b>133</b>	





# ELIJAH DOTSON ⚡ 42

**RUNNING BACK | NORTHERN COLORADO**

6-2 | 208 lbs | TEMPLE, TEXAS

DRAFT 1 — 2023

EXPERIENCE: ROOKIE

**2023:** Appeared in each of the first four games, totaling two catches for 13 yards (6.5 avg.) and six yards on four carries (1.5 avg.) offensively...Contributed one offensive snap in his NFL debut, the Week 1 matchup against Miami...Saw first true offensive action in Week 2, serving as the second running back...**at Tennessee (Sept. 17):** In the Week 2 matchup, recorded two catches for 13 yards (6.5 avg.) with a long reception of seven yards to go along with four rushes for six yards (1.5 avg.) with a long of two yards... Also contributed on special teams...**at Minnesota (Sept. 24):** Coontributed on offense and on special teams...**vs. Las Vegas (Oct. 1):** Contributed on offense and in special teams phases...**vs. Dallas (Oct. 16):** Inactive (healthy scratch).

2023, LOS ANGELES CHARGERS															
Date	Opp.	Res.	Games P/S	Rushing					Receiving				Scrim Yds		
				No.	Yds	Avg.	Lg	TD	Att	Yds	Avg.	Lg		TD	
09/10	Mia.	L	1/0	0	0	—	—	0	0	0	—	—	0	0	
09/17	at Ten.	L (OT)	1/0	4	6	1.5	2	0	2	13	6.5	7	0	19	
09/24	at Min.	W	1/0	0	0	—	—	0	0	0	—	—	0	0	
10/01	L.V.	W	1/0	0	0	—	—	0	0	0	—	—	0	0	
10/16	Dal.	L	0/0	— Inactive —											
10/22	at K.C.	L	0/0	— Inactive —											
10/29	Chi.	W	0/0	— Inactive —											
11/06	at NYJ	W	0/0	— Inactive —											
11/12	Det.	L	0/0	— Inactive —											
11/19	at G.B.	L	0/0	— Inactive —											
11/29	Bal.	L	0/0	— Inactive —											
12/03	at N.E.	W	0/0	— Not on Roster —											
12/10	Den.	L	0/0	— Practice Squad —											
12/14	at L.V.	L	0/0	— Practice Squad —											
12/23	Buf.	L	0/0	— Practice Squad —											
12/32	at Den.														
TBD	K.C.														
<b>'23 TOTALS</b>			<b>5-10</b>	<b>4/0</b>	<b>4</b>	<b>6</b>	<b>1.5</b>	<b>2</b>	<b>0</b>	<b>2</b>	<b>13</b>	<b>6.5</b>	<b>7</b>	<b>0</b>	<b>19</b>

## ELIJAH DOTSON NFL STATISTICS

Year	Team	GP	GS	No.	— Receiving —				Att	— Rushing —				— Scrimmage —	
					Yds	Avg.	Lg	TD		Yds	Avg.	Lg	TD	Yards	
2023	Los Angeles Chargers	4	0	4	6	1.5	2	0	2	13	6.5	7	0	19	
<b>NFL Totals</b>		<b>4</b>	<b>0</b>	<b>4</b>	<b>6</b>	<b>1.5</b>	<b>2</b>	<b>0</b>	<b>2</b>	<b>13</b>	<b>6.5</b>	<b>7</b>	<b>0</b>	<b>19</b>	



# AUSTIN EKELER ⚡ 30

**RUNNING BACK | WESTERN STATE COLORADO**

5-10 | 200 lbs | EATON, COLO.

FREE AGENT — 2017

EXPERIENCE: 7TH NFL SEASON

7TH YEAR WITH CHARGERS

**2023:** Has started all 12 appearances, totaling 571 yards on 156 carries (3.7 avg.) and 394 yards on 43 receptions (9.2 avg.) with five rushing touchdowns and one receiving score, accumulating 965 yards from scrimmage...Returned to the lineup in Week 2 and totaled 14 rushes for 27 yards (1.9 avg.) and four receptions for 35 yards (8.8 avg.)...In the season opener, rushed for 117 yards on 16 carries (7.3 avg.) and one touchdown, including a long rush of 55 yards, to help propel the offense to become the first NFL team since 2010 to total 230 yards on the ground and two rushing touchdowns on Kickoff Weekend...Along with RB Joshua Kelley, became the first pair of Chargers to each rush for 90 yards in the same game since 2008...In the Week 8 win over Chicago on *Sunday Night Football*, led the offense with 94 receiving yards and a touchdown on seven catches (13.4 avg.), registering his 30th career receiving score...With the touchdown, became the youngest running back to reach 30 touchdown catches and is currently the only running back in the Super Bowl era (since 1966) to reach 30 receiving touchdowns with the same team...The following week, registered his first multi-touchdown outing of the season, hitting paydirt twice on the ground in the Week 9 win at the New York Jets on *Monday Night Football*...**vs. Miami (Sept. 10):** Opened the season with 164 yards from scrimmage (117 rushing, 47 receiving) to account for his fifth-career 100-yard rushing performance... Added one rushing touchdown to take his career total to 35, including 26 since 2021...Led an offense that totaled 433 net yards and 30 first downs, including six of which came from him (four rushing, two receiving)...Opened the game with a 14-play, 94-yard series that was capped by his one-yard rushing touchdown... Through the air, ranked second on the Bolts with four receptions for 47 yards (11.8 avg.), including a 35-yard catch-and-run before the end of the third quarter, leading to Kelley's go-ahead rushing touchdown early in the fourth quarter...**at Tennessee (Sept. 17):** Inactive (ankle)...**vs. Dallas (Oct. 16):** Returned to the lineup and led the backfield with 27 yards on 14 carries (1.9 avg.), adding four receptions for 35 yards (8.8 avg.) with a long reception of 28 yards...Took an opening-drive screen for a team-best 28 yards, setting up the eventual opening-drive touchdown by WR Keenan Allen a few plays later, taking the early lead...**at Kansas City (Oct. 22):** Rushed 14 times for 45 yards (3.2 avg.) with a long rush of 6 yards, adding one reception for one yard...**vs. Chicago (Oct. 29):** Totaled 123 yards from scrimmage, his second-highest output this season, and led the offense with 94 yards receiving...On the offensive unit's opening possession, took a screen pass to the left 39 yards for the Chargers' first touchdown, registering his 30th career receiving score...At 28 years, 265 days old, he became the youngest running back to reach 30 touchdown catches, also making history as the only running back in the Super Bowl era (since 1966) to have 30 receiving scores with the same team and

## 2023, LOS ANGELES CHARGERS

Date	Opp.	Games		Rushing					Receiving					Scrim Yds		
		Res.	P/S	No.	Yds	Avg.	Lg	TD	Att	Yds	Avg.	Lg	TD			
09/10	Mia.	L	1/1	16	117	7.3	55	1	4	47	11.8	35	0	164		
09/17	at Ten.	L (OT)	0/0													
09/24	at Min.	W	0/0													
10/01	L.V.	W	0/0													
10/16	Dal.	L	1/1	14	27	1.9	6	0	4	35	8.8	28	0	62		
10/22	at K.C.	L	1/1	14	45	3.2	6	0	1	1	1.0	1	0	46		
10/29	Chi.	W	1/1	15	29	1.9	7	0	7	94	13.4	39	1	123		
11/06	at NYJ	W	1/1	14	47	3.4	20	2	2	23	11.5	17	0	70		
11/12	Det.	L	1/1	19	67	3.5	17	1	4	48	12.0	24	0	115		
11/19	at G.B.	L	1/1	10	64	6.4	37	0	2	6	3.0	6	0	70		
11/26	Bal.	L	1/1	10	32	3.2	6	0	5	32	6.4	14	0	64		
12/03	at N.E.	W	1/1	14	18	1.3	4	0	2	9	4.5	11	0	27		
12/10	Den.	L	1/1	10	51	5.1	9	1	5	49	9.8	18	0	100		
12/14	at L.V.	L	1/1	5	9	1.8	6	0	4	29	7.3	12	0	38		
12/23	Buf.	L	1/1	15	65	4.3	10	0	3	21	7.0	14	0	86		
12/32	at Den.															
TBD	K.C.															
<b>'23 TOTALS</b>				<b>5-10</b>	<b>12/12</b>	<b>156</b>	<b>571</b>	<b>3.7</b>	<b>55</b>	<b>5</b>	<b>43</b>	<b>394</b>	<b>9.2</b>	<b>39</b>	<b>1</b>	<b>965</b>

is one of just seven players in league history to reach 30 receiving touchdowns and 30 rushing touchdowns in a career...Finished the game with 94 yards on seven catches (13.4 avg.), including his season-long 39-yard receiving touchdown, along with 15 receptions for 29 yards (1.9 avg.) and a long rush of seven yards... **at New York Jets (Nov. 6):** Found the endzone twice, securing his first multi-touchdown performance of the season...Rushed 14 times for 47 yards (3.4 avg.) and two touchdowns, along with two receptions for 23 yards (11.5 avg.) in the game...**vs. Detroit (Nov. 12):** Accounted for 155 scrimmage yards on 92 carries for 67 yards (3.5 avg.) and one touchdown with four receptions for 48 yards (12.0 avg.)...Found the end zone on a fourth-and-goal rush up the middle near the end of the first half, drawing the game within one score near the intermission...**at Green Bay (Nov. 19):** Rushed 10 times for 64 yards (6.4 avg.) adding two catches for six yards (3.0 avg.) to total 70 yards from scrimmage...**vs. Baltimore (Nov. 26):** Hauled in five receptions for 32 yards (6.4 avg.) with an additional 32 yards on 10 carries (3.2 avg.), totaling 64 yards from scrimmage...**at New England (Dec. 3):** Accounted for 27 yards from scrimmage on the rainy afternoon...**vs. Denver (Dec. 10):** Started at RB and reached 100 scrimmage yards for the third time this season, leading the offense with 51 yards on 10 carries (5.1 avg.), adding 59 yards on five receptions (9.8 avg.) with a long reception of 18 yards and one rushing score... Moved the chains for a first down or found the end zone on five occasions...**at Las Vegas (Dec. 14):** Hauled in four catches for 29 yards (7.3 avg.) on Thursday Night Football, adding nine yards on the ground...**vs. Buffalo (Dec. 23):** Led the rushing attack with 65 yards on 15 carries (4.3 avg.) to go along with three receptions for 21 yards (7.0 avg.) with a long of 14 yards, amassing 86 yards from scrimmage and collecting five first downs for the offense.

## AUSTIN EKELER NFL STATISTICS

Year	Team	GP	GS	-- Rushing --					-- Receiving --					-- Scrimmage --
				Att	Yds	Avg.	Lg	TD	No.	Yds	Avg.	Lg	TD	Yards
2017	Los Angeles Chargers	16	0	47	260	5.5	35t	2	27	279	10.3	38	3	539
2018	Los Angeles Chargers	14	3	106	554	5.2	41	3	39	404	10.4	44t	3	958
2019	Los Angeles Chargers	16	8	132	557	4.2	35	3	92	993	10.8	84t	8	1,550
2020	Los Angeles Chargers	10	10	116	530	4.6	27	1	54	403	7.5	28	2	933
2021	Los Angeles Chargers	16	16	206	911	4.4	28	12	70	647	9.2	40	8	1,558
2022	Los Angeles Chargers	17	17	204	915	4.6	72t	13	107	722	6.7	23	5	1,637
2023	Los Angeles Chargers	12	12	156	571	3.7	55	5	43	394	9.2	39t	1	965
<b>NFL Totals</b>		<b>101</b>	<b>66</b>	<b>967</b>	<b>4,298</b>	<b>4.4</b>	<b>72t</b>	<b>39</b>	<b>432</b>	<b>3,842</b>	<b>8.9</b>	<b>84t</b>	<b>30</b>	<b>8,140</b>
POSTSEASON		GP	GS	-- Rushing --					-- Receiving --					-- Scrimmage --
Year	Team			No.	Yds	Avg.	Lg	TD	Att	Yds	Avg.	Lg	TD	Yards
2018	Los Angeles Chargers	2	0	11	29	2.6	7	0	7	33	4.7	9	0	62
2022	Los Angeles Chargers	1	1	13	35	2.7	13t	2	2	8	4.0	4	0	43
<b>Postseason Totals</b>		<b>3</b>	<b>1</b>	<b>24</b>	<b>64</b>	<b>2.7</b>	<b>13t</b>	<b>2</b>	<b>9</b>	<b>41</b>	<b>4.6</b>	<b>9</b>	<b>0</b>	<b>105</b>



# ALEX ERICKSON ⚡ 82

WIDE RECEIVER | WISCONSIN

6-0 | 195 lbs | MADISON, WIS.

FREE AGENT — 2023

EXPERIENCE: 7TH NFL SEASON

1ST YEAR WITH CHARGERS

**2023:** Has appeared in five games, totaling seven catches for 110 yards (15.7 avg.) and one touchdown with each of his first three grabs converting for first downs...Has at least one catch in every game played this season and has moved the chains on six of his seven receptions...Signed to the Chargers' practice squad after spending training camp with the New York Jets...Spent the first 10 weeks on the team's practice squad before being elevated for the Week 11 matchupa at Green Bay...**at Green Bay (Nov. 19):** Made his Chargers debut, totaling one catch for 12 yards on a critical third down...On the opening drive of the second quarter, hauled-in a 12-yard grab on third down to move the chains and extend a drive that would ultimately end in a Chargers touchdown three plays later...Finished the game with 58 snaps (78 pct.) contributed on offense...**vs. Baltimore (Nov. 26):** Logged second appearance of the season, hauling in a 17-yard completion on second down in the fourth quarter...**at New England (Dec. 3):** Hauled in one pass, a critical 23-yard grab on third-and-11 in the fourth quarter on the final offensive drive to seal the win on a rainy afternoon...**vs. Denver (Dec. 10):** Started at WR and caught one pass for nine yards (9.0 avg.)...Also contributed on special teams...**at Las Vegas (Dec. 14):** Recorded first touchdown as a member of the Chargers on a 13-yard grab in the fourth quarter, his second-career receiving score...Finished the *Thursday Night Football* matchup with the one reception for 13 yards, collecting the receiving score...**vs. Buffalo (Dec. 23):** Collected a season-high two receptions for 36 yards (18.0 avg.), his sixth-straight game with a grab...Moved the chains on each of his two receptions, including a third-down grab late in the third quarter...Hauled-in a 23-yard grab on second-and-10 in the fourth quarter, tying for a season-long, to move the Chargers into field goal territory and help set up the penultimate score for the Bolts, drawing the game within one score late in the fourth quarter.

## 2023, LOS ANGELES CHARGERS

Date	Opp.	Res.	Games P/S	Receiving					Rushing					Scrim Yds		
				No.	Yds	Avg.	Lg	TD	Att	Yds	Avg.	Lg	TD			
09/10	Mia.	L	0/0	— Practice Squad —												
09/17	at Ten.	L (OT)	0/0	— Practice Squad —												
09/24	at Min.	W	0/0	— Practice Squad —												
10/01	L.V.	W	0/0	— Practice Squad —												
10/16	Dal.	L	0/0	— Practice Squad —												
10/22	at K.C.	L	0/0	— Practice Squad —												
10/29	Chi.	W	0/0	— Practice Squad —												
11/06	at NYJ	W	0/0	— Practice Squad —												
11/12	Det.	L	0/0	— Practice Squad —												
11/10	at G.B.	L	1/1	1	12	12.0	12	0	0	0	—	—	0	12		
11/26	Bal.	L	1/0	1	17	17.0	17	0	0	0	—	—	0	17		
12/03	at N.E.	W	1/0	1	23	23.0	23	0	0	0	—	—	0	23		
12/10	Den.	L	1/1	1	9	9.0	9	0	0	0	—	—	0	9		
12/14	at L.V.	L	1/0	1	13	13.0	13t	1	0	0	—	—	0	13		
12/23	Buf.	L	1/0	2	31	15.5	23	0	0	0	—	—	0	31		
12/32	at Den.															
TBD	K.C.															
<b>*23 TOTALS</b>				<b>5-10</b>	<b>6/2</b>	<b>7</b>	<b>105</b>	<b>15.0</b>	<b>23</b>	<b>0</b>	<b>0</b>	<b>0</b>	<b>—</b>	<b>—</b>	<b>0</b>	<b>105</b>

**PRIOR TO CHARGERS:** Since entering the NFL as an undrafted free agent in 2016, has appeared in 99 career games with Cincinnati, Carolina and Washington, including 14 starts at wide receiver...Registered 1,141 yards and a touchdown on 96 career receptions (11.9 avg.), while adding 18 rushing attempts for 78 yards (4.3 avg.) along with a 26-yard completion...Has also returned 162 punts and 110 kickoffs in his career, totaling 4,032 total return yards.

**COLLEGE:** Over three seasons (2013-15) at Wisconsin, started 28-of-40 games played...Finished his Badgers career ranked No. 6 in school history with 141 receptions and 10th in program annals with 1,877 receiving yards...Was a first-team All-Big Ten selection in 2015 after leading the team with 77 catches for 978 yards.

## ALEX ERICKSON NFL STATISTICS

Year	Team	GP	GS	— Receiving —					— Rushing —					— Scrimmage —
				No.	Yds	Avg.	Lg	TD	Att	Yds	Avg.	Lg	TD	Yards
2016	Cincinnati	16	0	6	71	11.8	20	0	0	0	—	—	0	71
2017	Cincinnati	16	0	12	180	15.0	37	1	5	16	3.2	14	0	196
2018	Cincinnati	16	6	20	167	8.4	28	0	3	22	7.3	14	0	189
2019	Cincinnati	16	6	43	529	12.3	52	0	5	33	6.6	17	0	562
2020	Cincinnati	16	2	12	139	11.6	42	0	5	7	1.4	7	0	146
2021	Carolina	17	0	3	55	18.3	25	0	0	0	—	—	0	55
2022	Washington	2	0	0	0	—	—	0	0	0	—	—	0	0
2023	Los Angeles Chargers	6	2	7	105	15.0	23	1	0	0	—	—	0	105
<b>NFL Totals</b>		<b>105</b>	<b>16</b>	<b>103</b>	<b>1,246</b>	<b>12.1</b>	<b>52</b>	<b>2</b>	<b>18</b>	<b>78</b>	<b>4.3</b>	<b>17</b>	<b>0</b>	<b>1,324</b>



# GERALD EVERETT ⚡ 7

**TIGHT END | SOUTH ALABAMA**

6-3 | 240 lbs | ATLANTA, GA.

UFA (SEA) — 2022

EXPERIENCE: 7TH NFL SEASON

2ND YEAR WITH CHARGERS

**2023:** Through 13 games (10 starts), has totaled 46 receptions for 376 yards (8.2 avg.) and three touchdowns, accounting for first downs or touchdowns on 24 of his 46 grabs...Ranks second on the team with the 46 receptions...Helped QB Easton Stick total a 70.8 pct. pass completion rate through his first two starts, third-best among all passers with at least three passing touchdowns and one rushing touchdown...In Week 2, hauled in three catches for 47 yards (15.7 avg.) with a long of 29 yards, his longest catch since 2021...Tallied six receptions for 30 yards (5.0 avg.) with a long grab of 13 yards in the Week 3 win at Minnesota...Moved the chains on four of his six grabs, two of which occurred on third down...Found the end zone for the first time this season on a fourth-and-one touchdown grab in the Week 6 *Monday Night Football* matchup...Tallied his second receiving touchdown in as many weeks with a third-and-goal receiving score against Kansas City in Week 7...**vs. Miami (Sept. 10):** Totaled two receptions for 21 yards (10.5 avg.) with a long reception of 11 yards in the season opener, as the offense accounted for 433 net yards and 30 first downs...Added one rush for two yards...**at Tennessee (Sept. 17):** Secured three receptions for 47 yards (15.7 avg.), including a 29-yard grab near the end of the third quarter to set up WR Keenan Allen's go-ahead receiving touchdown early in the fourth quarter...The 29-yard catch marked his longest reception since 2021...**at Minnesota (Sept. 24):** Caught all six of his targets, totaling 30 yards (5.0 avg.) with a long reception of 13 yards, with four of his six receptions registering as first downs...Helped QB Justin Herbert throw for a career-high 405 yards on a career-best 40 completions...**vs. Las Vegas (Oct. 1):** Tallied two receptions for nine yards (4.5 avg.) in the home win over the division-rival Raiders...**vs. Dallas (Oct. 16):** Totaled three receptions for 16 yards (5.3 avg.) and one touchdown, his first of the season...Performed a quick motion before jetting to the flat and securing the pass from QB Justin Herbert on fourth down in the fourth quarter to tie the game...**at Kansas City (Oct. 22):** Totaled three receptions for 26 yards (8.7 avg.) with a long of 11 yards and one touchdown... On third-and-goal from the Kansas City seven-yard line, caught a dart from Herbert to knot the game up near the middle of the

## 2023, LOS ANGELES CHARGERS

Date	Opp.	Res.	Games		Receiving					Rushing					Scrim Yds	
			P/S	No.	Yds	Avg.	Lg	TD	Att	Yds	Avg.	Lg	TD			
09/10	Mia.	L	1/1	2	21	10.5	11	0	1	2	2.0	2	0	23		
09/17	at Ten.	L (OT)	1/1	3	47	15.7	29	0	0	0	—	—	0	47		
09/24	at Min.	W	1/0	6	30	5.0	13	0	0	0	—	—	0	30		
10/01	L.V.	W	1/1	2	9	4.5	6	0	0	0	—	—	0	9		
10/16	Dal.	L	1/1	3	16	5.3	15	1	1	2	2.0	2	0	16		
10/22	at K.C.	L	1/1	3	26	8.7	11	1	0	0	—	—	0	26		
10/29	Chi.	W	0/0	—	Inactive	—	—	—	—	—	—	—	—	—		
11/06	at NYJ	W	1/0	2	18	9.0	17	0	0	0	—	—	0	18		
11/12	Det.	L	1/0	0	0	—	—	0	0	0	—	—	0	0		
11/19	at G.B.	L	0/0	—	Inactive	—	—	—	—	—	—	—	—	—		
11/26	Bal.	L	1/1	4	43	10.8	31	1	0	0	—	—	0	43		
12/03	at N.E.	W	1/1	4	44	11.0	26	0	0	0	—	—	0	44		
12/10	Den.	L	1/1	5	39	7.8	12	0	0	0	—	—	0	39		
12/14	at L.V.	L	1/1	5	41	8.2	13	0	0	0	—	—	0	41		
12/23	Buf.	L	1/1	7	42	6.0	15	0	0	0	—	—	0	42		
12/32	at Den.	TBD														
<b>'23 TOTALS</b>				<b>5-10</b>	<b>13/10</b>	<b>46</b>	<b>376</b>	<b>8.2</b>	<b>31</b>	<b>3</b>	<b>2</b>	<b>4</b>	<b>2.0</b>	<b>2</b>	<b>0</b>	<b>380</b>

second quarter...**vs. Chicago (Oct. 29):** Inactive (hip)...**at New York Jets (Nov. 6):** Totaled two catches for 18 yards (9.0 avg.), with a 17-yard gain on the final play of the first quarter...**vs. Detroit (Nov. 12):** Departed the game early due to injury...**at Green Bay (Nov. 19):** Inactive (chest)...**vs. Baltimore (Nov. 26):** Recorded four catches for 43 yards and a touchdown, returning to action after a one-game hiatus...Registered three catches, including a three-yard receiving score, in the second half...Supplied the offense's lone touchdown on *Sunday Night Football*...**at New England (Dec. 3):** Secured four catches for 44 yards (11.0 avg.) with a long grab of 26 yards on a rainy afternoon...Moved the chains on two of his four receptions...**vs. Denver (Dec. 10):** Caught five passes for 39 yards (7.8 avg.) with a long of 12 yards...Secured two first downs on receptions...**at Las Vegas (Dec. 14):** Led the team with five receptions for 41 yards (8.2 avg.) on *Thursday Night Football*, moving the chains twice...**vs. Buffalo (Dec. 23):** Led the offense with seven receptions, accounting for 42 yards (6.0 avg.) and a long of 15 yards...Served as a consistent target for Easton Stick, as Stick secured the third-best completion percentage (70.8 pct.) among all quarterbacks in their first two career starts with at least three passing touchdowns and one rushing score.

## GERALD EVERETT NFL STATISTICS

Year	Team	GP	GS	-- Receiving --					-- Rushing --					-- Scrimmage --
				No.	Yds	Avg.	Lg	TD	Att	Yds	Avg.	Lg	TD	Yards
2017	Los Angeles Rams	16	2	16	244	15.3	69	2	1	13	13.0	13	0	257
2018	Los Angeles Rams	16	0	33	320	9.7	40t	3	2	16	8.0	12	0	336
2019	Los Angeles Rams	13	2	37	408	11.0	33	2	1	0	0.0	0	0	408
2020	Los Angeles Rams	16	7	41	417	10.2	40	1	1	2	2.0	2t	1	419
2021	Seattle	15	12	48	478	10.0	41	4	3	20	6.7	13	0	498
2022	Los Angeles Chargers	16	11	58	555	9.6	26	4	1	0	0.0	0	0	555
2023	Los Angeles Chargers	13	10	46	376	8.2	31	3	2	4	2.0	2	0	380
<b>NFL Totals</b>		<b>105</b>	<b>44</b>	<b>279</b>	<b>2,798</b>	<b>10.0</b>	<b>69</b>	<b>19</b>	<b>11</b>	<b>55</b>	<b>5.0</b>	<b>13</b>	<b>1</b>	<b>2,853</b>
<b>POSTSEASON</b>														
Year	Team	GP	GS	-- Receiving --					-- Rushing --					-- Scrimmage --
				No.	Yds	Avg.	Lg	TD	Att	Yds	Avg.	Lg	TD	Yards
2017	Los Angeles Rams	1	0	1	4	4.0	4	0	0	0	--	--	0	4
2018	Los Angeles Rams	3	1	2	50	25.0	39	0	0	0	--	--	0	50
2020	Los Angeles Rams	2	1	0	0	--	--	0	0	0	--	--	0	0
2022	Los Angeles Chargers	1	1	6	109	18.2	25	1	0	0	--	--	0	109
<b>Postseason Totals</b>		<b>7</b>	<b>3</b>	<b>9</b>	<b>163</b>	<b>18.1</b>	<b>39</b>	<b>1</b>	<b>0</b>	<b>0</b>	<b>--</b>	<b>--</b>	<b>0</b>	<b>163</b>



# ANDREW FARMER II ⚡ 92

**OUTSIDE LINEBACKER | LANE (TENN.)**

6-4 | 250 lbs | JACKSONVILLE, FLA.

FREE AGENT — 2023

EXPERIENCE: ROOKIE

**2023:** Made his NFL debut in the Week 4 win against the division-rival Raiders, helping support a defense that held Las Vegas to just one third-down conversion...**vs. Las Vegas (Oct. 1):** In his NFL debut, totaled one tackle on defense, while also contributing on special teams...Partnered with S Raheem Layne on a fourth-quarter run stop of Raiders RB Josh Jacobs...Helped the unit hold the Raiders to 1-for-11 on third down (9.1 pct.)...**vs. Baltimore (Nov. 26):** Contributed both on defense and on special teams in the *Sunday Night Football* matchup...**at New England (Dec. 3):** Aided on defense and on special teams in the Week 13 win...**vs. Denver (Dec. 10):** Contributed both on defense and on special teams...**at Las Vegas (Dec. 14):** Saw action both on defense and on special teams...**vs. Buffalo (Dec. 23):** Primarily contributed on special teams, aided a unit that now owns two special teams takeaways, tied for second-most in the NFL.

Date	Opp.	Res.	Games P/S	Tackles					Interceptions					Fumbles			
				Tot	So	As	Sk	Yd	TFL	No.	Yd	Lg	TD	PD	FF	FR	
09/10	Mia.	L	0/0	— Practice Squad —													
09/17	at Ten.	L (OT)	0/0	— Practice Squad —													
09/24	at Min.	W	0/0	— Practice Squad —													
10/01	L.V.	W	1/0	1	0	1	0.0	0	0	0	0	0	0	0	0	0	
10/16	Dal.	L	0/0	— Practice Squad —													
10/22	at K.C.	L	0/0	— Practice Squad —													
10/29	Chi.	W	0/0	— Practice Squad —													
11/06	at NYJ	W	0/0	— Practice Squad —													
11/12	Det.	L	0/0	— Practice Squad —													
11/19	at G.B.	L	0/0	— Practice Squad —													
11/26	Bal.	L	1/0	0	0	0	0.0	0	0	0	0	0	0	0	0	0	
12/03	at N.E.	W	1/0	0	0	0	0.0	0	0	0	0	0	0	0	0	0	
12/10	Den.	L	1/0	0	0	0	0.0	0	0	0	0	0	0	0	0	0	
12/14	at L.V.	L	1/0	1	0	1	0.0	0	0	0	0	0	0	0	0	0	
12/23	Buf.	L	1/0	0	0	0	0.0	0	0	0	0	0	0	0	0	0	
12/31	at Den.																
TBD	K.C.																
<b>'23 TOTALS</b>			<b>5-10</b>	<b>6/0</b>	<b>2</b>	<b>0</b>	<b>2</b>	<b>0.0</b>	<b>0</b>	<b>0</b>	<b>0</b>	<b>0</b>	<b>0</b>	<b>0</b>	<b>0</b>	<b>0</b>	<b>0</b>

## ANDREW FARMER II NFL STATISTICS

Year	Team	G	GS	— Tackles —					Yds	TFL	— Interceptions —					— Fumbles —			ST Tackles
				Total	Solo	Asst	Sacks				No.	Yds	Lg	TD	PD	FF	FR	Yds	
2023	Los Angeles Chargers	6	0	2	0	2	0.0	0	0	0	0	0	0	0	0	0	0	0	0
<b>NFL Totals</b>		<b>6</b>	<b>0</b>	<b>2</b>	<b>0</b>	<b>2</b>	<b>0.0</b>	<b>0</b>	<b>0</b>	<b>0</b>	<b>0</b>	<b>0</b>	<b>0</b>	<b>0</b>	<b>0</b>	<b>0</b>	<b>0</b>	<b>0</b>	<b>0</b>



# SIMI FEHOKO ⚡ 87

WIDE RECEIVER | STANFORD

6-4 | 218 lbs | SALT LAKE CITY, UTAH

FREE AGENT — 2023

EXPERIENCE: 3RD NFL SEASON

1ST YEAR WITH CHARGERS

**2023:** Since joining the Chargers, has appeared in five games, primarily contributing on special teams and aiding the offense...In the Week 8 primetime win over the Bears, hauled-in a catch-and-run across the middle on third down, taking the catch around the left end and finding the end zone for his first-career touchdown... Signed to the Chargers' active roster off of the Pittsburgh Steelers' practice squad in advance of Week 4...**vs. Las Vegas (Oct. 1):** Made Chargers debut, primarily contributing on special teams...Secured a special teams tackle, notching a stop on punt coverage in the fourth quarter...**vs. Dallas (Oct. 16):** Inactive (healthy scratch)...**at Kansas City (Oct. 22):** Primarily contributed on special teams in the road divisional matchup...**vs. Chicago (Oct. 29):** Hauled-in his first-career touchdown on a third-down grab, taking the reception nine yards for a score...**at New York Jets (Nov. 6):** Contributed on both offense and on special teams...**vs. Detroit (Nov. 12):** Aided the offense and special teams units in the home matchup...**at Green Bay (Nov. 19):** Continued to support on offense and on special teams...**vs. Baltimore (Nov. 26):** Inactive.

2023, LOS ANGELES CHARGERS																
Date	Opp.	Res.	Games P/S	Receiving					Rushing					Scrim Yds		
				No.	Yds	Avg.	Lg	TD	Att	Yds	Avg.	Lg	TD			
09/10	Mia.	L	0/0	— Not on Roster —												
09/17	at Ten.	L (OT)	0/0	— Not on Roster —												
09/24	at Min.	W	0/0	— Not on Roster —												
10/01	L.V.	W	1/0	0	0	—	—	0	0	0	—	—	0	0		
10/16	Dal.	L	0/0	— Inactive —												
10/22	at K.C.	L	1/0	0	0	—	—	0	0	0	—	—	0	0		
10/29	Chi.	W	1/0	1	9	9.0	9	1	0	0	—	—	0	9		
11/06	at NYJ	W	1/0	0	0	—	—	0	0	0	—	—	0	0		
11/12	Det.	L	1/0	0	0	—	—	0	0	0	—	—	0	0		
11/12	at G.B.	L	1/0	0	0	—	—	0	0	0	—	—	0	0		
11/26	Bal.	L	0/0	— Inactive —												
12/03	at N.E.	W	0/0	— Inactive —												
12/10	Den.	L	0/0	— Practice Squad —												
12/14	at L.V.	L	0/0	— Practice Squad —												
12/23	Buf.	L	0/0	— Practice Squad —												
12/32	at Den.															
TBD	K.C.															
<b>'23 TOTALS</b>				<b>5-10</b>	<b>6/0</b>	<b>1</b>	<b>9</b>	<b>9.0</b>	<b>9</b>	<b>1</b>	<b>0</b>	<b>0</b>	<b>—</b>	<b>—</b>	<b>0</b>	<b>9</b>

## SIMI FEHOKO NFL STATISTICS

Year	Team	GP	GS	— Receiving —					— Rushing —					— Scrimmage —
				No.	Yds	Avg.	Lg	TD	Att	Yds	Avg.	Lg	TD	Yards
2021	Dallas	5	0	0	0	—	—	0	0	0	—	—	0	0
2022	Dallas	5	0	3	24	8.0	12	0	0	0	—	—	0	24
2023	Los Angeles Chargers	6	0	1	9	9.0	9t	1	0	0	—	—	0	9
<b>NFL Totals</b>		<b>16</b>	<b>0</b>	<b>4</b>	<b>33</b>	<b>8.3</b>	<b>12</b>	<b>1</b>	<b>0</b>	<b>0</b>	<b>—</b>	<b>—</b>	<b>0</b>	<b>33</b>





# AJ FINLEY ⚡ 24

**SAFETY | OLE MISS**

6-0 | 188 lbs | MOBILE, ALA.

FREE AGENT — 2023

EXPERIENCE: ROOKIE

**2023:** Has appeared in 10 games this season...Owns three tackles and one forced fumble on special teams this season, aiding a unit that ranks tied for second in most amount of special teams takeaways in the NFL (two)...Inactive (healthy scratch) each of the first two weeks...Signed back to the Chargers' practice squad and was elevated to the active roster in advance of the Week 4 win against the Raiders...**vs. Las Vegas (Oct. 1):** Made NFL debut, primarily contributing on special teams...**vs. Dallas (Oct. 16):** Collected first tackle in an NFL game on the game's opening kickoff, his first-career special teams tackle...Primarily contributed on special teams in the *Monday Night Football* matchup...**at Kansas City (Oct. 22):** Primarily contributed on special teams, while aiding the defense on six snaps...**vs. Chicago (Oct. 29):** Served as a primary contributor on special teams, totaling 12 special teams snaps contributed to...**at New York Jets (Nov. 6):** Primarily contributed on special teams, seeing action defensively near the end of the victory on *Monday Night Football*...Aided a unit that held the Jets to 3-of-17 on third down (17.6 pct.), totaled a season-high eight sacks and didn't allow the Jets to score an offensive touchdown...**vs. Detroit (Nov. 12):** Inactive (healthy scratch)...**at Green Bay (Nov. 19):** Contributed on special teams...**vs. Baltimore (Nov. 16):** Inactive...**at New England (Dec. 3):** Supplied a tackle on punt coverage, his first special teams stop of the season, in the road win...Saw action on a team-high 19 special teams snaps...**vs. Denver (Dec. 10):** Served as a primary

2023, LOS ANGELES CHARGERS																		
Date	Opp.	Games		Tackles					Interceptions				Fumbles					
		Res.	P/S	Tot	So	As	Sk	Yd	TFL	No.	Yd	Lg	TD	PD	FF	FR		
09/10	Mia.	L	0/0	— Inactive —														
09/17	at Ten.	L (OT)	0/0	— Inactive —														
09/24	at Min.	W	0/0	— Not on Roster —														
10/01	L.V.	W	1/0	0	0	0	0.0	0	0	0	0	0	—	0	0	0	0	
10/16	Dal.	L	1/0	0	0	0	0.0	0	0	0	0	0	—	0	0	0	0	
10/22	at K.C.	L	1/0	0	0	0	0.0	0	0	0	0	0	—	0	0	0	0	
10/29	Chi.	W	1/0	0	0	0	0.0	0	0	0	0	0	—	0	0	0	0	
11/06	at NYJ	W	1/0	0	0	0	0.0	0	0	0	0	0	—	0	0	0	0	
11/12	Det.	L	0/0	— Inactive —														
11/19	at G.B.	L	1/0	0	0	0	0.0	0	0	0	0	0	—	0	0	0	0	
11/26	Bal.	L	0/0	— Inactive —														
12/03	at N.E.	W	1/0	0	0	0	0.0	0	0	0	0	0	—	0	0	0	0	
12/10	Den.	L	1/0	0	0	0	0.0	0	0	0	0	0	—	0	0	0	0	
12/14	at L.V.	L	1/0	0	0	0	0.0	0	0	0	0	0	—	0	0	0	0	
12/23	Buf.	L	1/0	0	0	0	0.0	0	0	0	0	0	—	0	0	1	0	
12/31	at Den.																	
TBD	K.C.																	
<b>'23 TOTALS</b>		<b>5-10</b>	<b>10/0</b>	<b>0</b>	<b>0</b>	<b>0</b>	<b>0.0</b>	<b>0</b>	<b>0</b>	<b>0</b>	<b>0</b>	<b>0</b>	<b>—</b>	<b>0</b>	<b>0</b>	<b>1</b>	<b>0</b>	<b>0</b>

contributor on special teams, seeing action on 18 snaps...**at Las Vegas (Dec. 14):** Contributed on 25 special teams snaps, a season-high, in the Thursday Night Football matchup...**vs. Buffalo (Dec. 23):** Had a career day on special teams, forcing a fumble on a stripped punt return that was recovered by the Chargers, granting the unit their second takeaway of the season on special teams, while adding a tackle on punt coverage...With two special teams takeaways, the Chargers are tied for the second-most special teams takeaways in the NFL this season.

## AJ FINLEY NFL STATISTICS

Year	Team	G	GS	— Tackles —				Yds	TFL	— Interceptions —				— Fumbles —			ST Tackles	
				Total	Solo	Asst	Sacks			No.	Yds	Lg	TD	PD	FF	FR		Yds
2023	Los Angeles Chargers	10	0	0	0	0	0.0	0	0	0	0	—	0	0	1	0	0	3
<b>NFL Totals</b>		<b>10</b>	<b>0</b>	<b>0</b>	<b>0</b>	<b>0</b>	<b>0.0</b>	<b>0</b>	<b>0</b>	<b>0</b>	<b>0</b>	<b>—</b>	<b>0</b>	<b>0</b>	<b>1</b>	<b>0</b>	<b>0</b>	<b>3</b>



# MORGAN FOX ⚡ 56

DEFENSIVE LINEMAN | COLORADO STATE-PUEBLO

6-3 | 275 lbs | FOUNTAIN, COLO.

FREE AGENT — 2022

EXPERIENCE: 7TH NFL SEASON

2ND YEAR WITH CHARGERS

**2023:** Through the 15 games, ranks third on the team with 5.5 sacks, adding 11 tackles (nine solo), including five tackles for loss... Recorded a sack in four-straight games from Week 2 through 6, tying for the second-longest streak in the NFL...His five sacks help the team total 21 on the season through the first six weeks, which rank third in the NFL, despite having a bye in Week 5... Anchors a defense that has put forth four-straight games with at least four sacks, the longest active streak in the NFL...Dropped Titans QB Ryan Tannehill in the Week 2 matchup to record his first sack of the season, following up that performance with a third-down sack of Vikings QB Kirk Cousins in the third quarter... Added his third sack of the season in Week 4 of Raiders QB Aidan O'Connell...Helped support a unit that held the Raiders to just one third-down conversion in the Week 4 win against the Raiders... Collected his second multi-sack game of his career with a two-sack performance against the Cowboys on *Monday Night Football* in Week 6...**vs. Miami (Sept. 10):** Opened the season with 34 snaps defensively, as well as seven special teams snaps contributed... Helped anchor a defensive front that limited the Dolphins' offense to an average of 3.5 yards per carry...Aided a defensive unit that totaled a season-high five sacks in the Week 2 matchup at Tennessee...**at Tennessee (Sept. 17):** Tallied a sack in the game, registering his first QB takedown of the season...Dropped Tannehill for a loss of 13 yards on a third-and-nine early in the second quarter...Also added an additional quarterback hit in the third quarter...**at Minnesota (Sept. 24):** Corralled and sacked QB Kirk Cousins to log his second takedown of the season...Dropped Cousins on a third-and-four in the third quarter, forcing a Vikings punt...Also provided an additional quarterback hit on third down in the fourth quarter...**vs. Las Vegas (Oct. 1):** Totaled two solo tackles, a five-yard sack of QB Aidan O'Connell and a run stop of Raiders RB Josh Jacobs in the first quarter...Helped support a defense that held the Raiders to 1-for-11 on third down (9.1 pct.)... **vs. Dallas (Oct. 16):** Collected two sacks of QB Dak Prescott in the primetime matchup...The second sack of Prescott occurred on a third-and-eight in the third quarter, forcing Dallas to punt backed up in their own endzone...**at Kansas City (Oct. 22):** Saw action both defensively and on special teams...**vs. Chicago (Oct. 29):** Secured one tackle in run support in the primetime win over the Bears on Sunday Night Football...Aided a defense that picked off two passes and forced three turnovers on downs, holding Chicago

## 2023, LOS ANGELES CHARGERS

Date	Opp.	Res.	Games		Tackles					Interceptions				Fumbles			
			P/S	Tot	So	As	Sk	Yd	TFL	No.	Yd	Lg	TD	PD	FF	FR	
09/10	Mia.	L	1/0	0	0	0	0.0	0	0	0	0	0	0	0	0	0	
09/17	at Ten.	L (OT)	1/0	1	1	0	1.0	13	1	0	0	0	0	0	0	0	
09/24	at Min.	W	1/0	1	1	0	1.0	6	1	0	0	0	0	0	0	0	
10/01	L.V.	W	1/0	2	2	0	1.0	5	0	0	0	0	0	0	0	0	
10/16	Dal.	L	1/0	2	2	0	2.0	7	2	0	0	0	0	0	0	0	
10/22	at K.C.	L	1/0	0	0	0	0.0	0	0	0	0	0	0	0	0	0	
10/29	Chi.	W	1/0	1	0	1	0.0	0	0	0	0	0	0	0	0	0	
11/06	at NYJ	W	1/0	1	0	1	0.5	5	0	0	0	0	0	0	0	0	
11/12	Det.	L	1/0	1	1	0	0.0	0	0	0	0	0	0	0	0	0	
11/12	at G.B.	L	1/0	0	0	0	0.0	0	0	0	0	0	0	0	0	0	
11/26	Bal.	L	1/0	0	0	0	0.0	0	0	0	0	0	0	0	0	0	
12/03	at N.E.	W	1/0	1	1	0	0.0	0	1	0	0	0	0	0	0	0	
12/10	Den.	L	1/0	1	1	0	0.0	0	0	0	0	0	0	0	0	0	
12/14	at L.V.	L	1/1	0	0	0	0.0	0	0	0	0	0	0	0	0	0	
12/23	Buf.	L	1/1	0	0	0	0.0	0	0	0	0	0	0	0	0	0	
12/31	at Den.	K.C.	1/1	0	0	0	0.0	0	0	0	0	0	0	0	0	0	
TBD																	
<b>'23 TOTALS</b>				<b>5-10</b>	<b>15/2</b>	<b>11</b>	<b>9</b>	<b>2</b>	<b>5.5</b>	<b>36</b>	<b>5</b>	<b>0</b>	<b>0</b>	<b>0</b>	<b>0</b>	<b>0</b>	<b>0</b>

to one fourth-down conversions on four attempts...**at New York Jets (Nov. 6):** Partnered with OLB Joey Bosa on a third-down sack of Zach Wilson to close out the opening drive of the second half for New York in the win on *Monday Night Football*...Aided a unit that held the Jets to 3-of-17 on third down (17.6 pct.), totaled a season-high eight sacks and didn't allow the Jets to score an offensive touchdown...**vs. Detroit (Nov. 12):** Totaled one tackle, a solo stop, in run defense...**at Green Bay (Nov. 19):** Aided the defensive front, primarily on passing downs...**vs. Baltimore (Nov. 26):** Contributed significantly on defense, aiding a unit that held the Ravens to just three points off of turnovers and scoreless in the fourth quarter for just the second time this season, allowing just four conversions on 13 third-down attempts (30.8 pct.)...**at New England (Dec. 3):** Secured a tackle for loss, his fifth of the season, on a third-and-two rush attempt around the left end by RB Ezekiel Elliott in the second quarter...Helped support a unit that held an opponent scoreless for the duration of the game for the first time since 2017 (Week 7) and matched a season-best with eight tackles for loss...**vs. Denver (Dec. 10):** Secured one solo stop, a third-down drop in the third quarter in pass defense to force a fourth down and ensuing Broncos punt...**at Las Vegas (Dec. 14):** Started along the defensive front and served as a significant contributor to the unit...**vs. Buffalo (Dec. 23):** Started along the defensive front, anchoring a unit that did not allow a third-down conversion in the first half.

## MORGAN FOX NFL STATISTICS

Year	Team	GP	GS	— Tackles —						— Interceptions —					— Fumbles —			ST Tackles	
				Total	Solo	Asst	Sacks	Yds	TFL	No.	Yds	Lg	TD	PD	FF	FR	Yds		
2016	Los Angeles Rams	4	0	5	3	2	0.0	0	1	0	0	—	0	0	1	1	0	0	
2017	Los Angeles Rams	16	1	19	14	5	2.5	0	2	0	0	—	0	0	1	1	0	0	
2019	Los Angeles Rams	16	3	18	12	6	2.0	9	3	0	0	—	0	0	0	0	0	0	
2020	Los Angeles Rams	16	2	27	21	6	6.0	56	8	0	0	—	0	2	1	1	0	0	
2021	Carolina	17	9	34	16	18	1.5	8	2	0	0	—	0	0	1	1	3	0	
2022	Los Angeles Chargers	17	12	38	24	14	6.5	48.5	8	0	0	—	0	0	0	0	0	0	
2023	Los Angeles Chargers	15	2	11	9	2	5.5	36	5	0	0	—	0	0	0	0	0	0	
<b>NFL Totals</b>		<b>101</b>	<b>29</b>	<b>151</b>	<b>98</b>	<b>53</b>	<b>24.0</b>	<b>171.0</b>	<b>29</b>	<b>0</b>	<b>0</b>	<b>—</b>	<b>0</b>	<b>2</b>	<b>4</b>	<b>4</b>	<b>3</b>	<b>0</b>	
<b>POSTSEASON</b>																			
Year	Team	GP	GS	Total	Solo	Asst	Sacks	Yds	TFL	No.	Yds	Lg	TD	PD	FF	FR	Yds	ST Tackles	
2017	Los Angeles Rams	1	0	5	4	1	0.5	1.5	0	0	0	—	0	0	0	0	0	0	
2020	Los Angeles Rams	2	1	3	3	0	1.0	6	2	0	0	—	0	0	0	0	0	0	
2022	Los Angeles Chargers	1	1	3	3	0	0.0	0	1	0	0	—	0	0	0	0	0	0	
<b>Postseason Totals</b>		<b>4</b>	<b>2</b>	<b>11</b>	<b>10</b>	<b>1</b>	<b>1.5</b>	<b>7.5</b>	<b>3</b>	<b>0</b>	<b>0</b>	<b>—</b>	<b>0</b>	<b>0</b>	<b>0</b>	<b>0</b>	<b>0</b>	<b>0</b>	



# ALOHI GILMAN ⚡ 32

**SAFETY | NOTRE DAME**

5-10 | 201 lbs | LAIE, HAWAII

DRAFT 6 — 2020

EXPERIENCE: 4TH NFL SEASON

4TH YEAR WITH CHARGERS

**2023:** Has started all 12 outings at safety, totaling 68 tackles (47 solo), six passes defensed, three forced fumbles, two fumble recoveries and an interception...Missed Week 3 through 7 due to a heel injury...Made his presence felt in the Week 9 win over the New York Jets on *Monday Night Football*, collecting a forced fumble, a fumble recovery and a pass defensed to go along with four solo stops...Secured a strip-forced fumble and fumble recovery in the Week 3 win over Minnesota, securing a takeaway on the defense's opening possession...In the season opener, led the team with 11 tackles (nine solo), anchoring the defensive effort...Aided a defensive unit that totaled a season-high five sacks in the Week 2 matchup at Tennessee...**vs. Miami (Sept. 10):** Started at S and led the defense with 11 tackles (nine solo) in the Week 1 bout... Contributed to a defense that limited the Dolphins' offense to an average of 3.5 yards per carry...**at Tennessee (Sept. 17):** Started at S and totaled six tackles (five solo) in the matchup...**at Minnesota (Sept. 24):** Recorded five tackles (three solo), one pass defensed and one forced fumble and fumble recovery...On third-and-eight on the defense's opening possession, stripped the ball away from TE TJ Hockenson and secured the fumble recovery, returning the takeaway four yards...The strip marked his first career forced fumble and fumble recovery on the same play...On Minnesota's final offensive drive, created an incompleteness on a pass intended for Hockenson, registering his first pass defensed of the season...**vs. Las Vegas (Oct. 1):** Inactive (heel)...**vs. Chicago (Oct. 29):** Returned to the lineup and secured a pass defensed...Caused the fourth-down deflection that led to S Derwin James Jr.'s fourth-quarter interception...Aided a defense that picked off two passes and forced three turnovers on downs, holding Chicago to one fourth-down conversions on four attempts...**at New York Jets (Nov. 6):** Experienced a career day with four solo stops, one forced fumble, one fumble recovery that was returned 48 yards to set up a Chargers touchdown, as well as one pass defensed...Secured his pass defensed on a third-down breakup in coverage of WR Garrett Wilson on the game's opening possession...Aided a unit that held the Jets to 3-of-17 on third down (17.6 pct.), totaled a season-high eight sacks and didn't allow the Jets to score an offensive touchdown...**vs. Detroit (Nov. 12):** Tallied seven tackles (six solo) and one pass defensed...On the first play from scrimmage in the second half, deflected away a pass intended for Lions WR Josh Reynolds...**at Green Bay (Nov. 19):** Appeared in his 50th career game, totaling nine tackles (six solo), one of which registered as a tackle for loss...On fourth-and-two at midfield, read the tight end's

2023, LOS ANGELES CHARGERS																	
Date	Opp.	Res.	Games		Tackles					Interceptions				Fumbles			
			P/S	Tot	So	As	Sk	Yd	TFL	No.	Yd	Lg	TD	PD	FF	FR	
09/10	Mia.	L	1/1	11	9	2	0.0	0	0	0	0	0	0	0	0	0	
09/17	at Ten.	L (OT)	1/1	6	3	3	0.0	0	0	0	0	0	0	0	0	0	
09/24	at Min.	W	1/1	5	3	2	0.0	0	0	0	0	0	0	1	1	1	
10/01	L.V.	W	0/0	— Inactive —													
10/16	Dal.	L	0/0	— Inactive —													
10/22	at K.C.	L	0/0	— Inactive —													
10/29	Chi.	W	1/1	0	0	0	0.0	0	0	0	0	0	0	0	1	0	0
11/06	at NYJ	W	1/1	4	4	0	0.0	0	0	0	0	0	0	0	1	1	1
11/12	Det.	L	1/1	7	6	1	0.0	0	0	0	0	0	0	0	1	1	1
11/19	at G.B.	L	1/1	9	6	3	0.0	0	1	0	0	0	0	0	0	1	1
11/26	Bal.	L	1/1	9	6	3	0.0	0	0	0	0	0	0	0	1	0	0
12/03	at N.E.	W	1/1	3	0	3	0.0	0	0	0	0	0	0	0	0	0	0
12/10	Den.	L	1/1	8	6	2	0.0	0	1	0	0	0	0	0	0	0	0
12/14	at L.V.	L	1/1	3	2	1	0.0	0	0	0	0	0	0	0	0	0	0
12/23	Buf.	L	1/1	3	2	1	0.0	0	0	1	0	0	0	0	1	1	0
12/31	at Den.	TBD															
'23 TOTALS			5-10	12/12	68	47	21	0.0	0	2	1	0	0	0	6	3	2

release to the perimeter and dropped TE Luke Musgrave for a loss on a screen pass, forcing a turnover on downs...**vs. Baltimore (Nov. 26):** Led the defense with nine tackles (six solo) and one pass defensed on *Sunday Night Football*...Forced a third-and-long for the Ravens after preventing a completion in coverage of WR Rashod Bateman in the second quarter, his fifth pass defensed of the season...Contributed significantly on defense, aiding a unit that held the Ravens to just three points off of turnovers and scoreless in the fourth quarter for just the second time this season, allowing just four conversions on 13 third-down attempts (30.8 pct.)...**at New England (Dec. 3):** Supplied three tackles, as the defense held the Patriots scoreless, the first time that the unit has not allowed a single point scored by the opponent since 2017 (Week 17), also matching the defense's season-high with eight tackles for loss in the rainy road win...**vs. Denver (Dec. 10):** Totaled eight tackles (six solo), including a tackle for loss...Dropped RB Javonte Williams for a loss of five yards on an end around...**at Las Vegas (Dec. 14):** Started at S and totaled three tackles (two solo) on *Thursday Night Football*...**vs. Buffalo (Dec. 23):** Started at S, his 55th career NFL game, and secured an interception and a forced fumble, as well as three tackles (two solo)...Became the first Chargers defender to collect an interception and a fumble in the same game since Derwin James Jr. in 2022, marking his third career interception and fourth career forced fumble, his career-best third this season...Picked off Bills QB Josh Allen on a deep pass intended for Bills WR Stefon Diggs in the third quarter, his third career takeaway and first of Allen.

## ALOHI GILMAN NFL STATISTICS

Year	Team	GP	GS	— Tackles —					— Interceptions —					— Fumbles —			ST Tackles		
				Total	Solo	Asst	Sacks	Yds	TFL	No.	Yds	Lg	TD	PD	FF	FR		Yds	
2020	Los Angeles Chargers . . . . .	15	1	3	1	2	0.0	0	0	0	0	—	0	0	0	0	0	0	4
2021	Los Angeles Chargers . . . . .	11	3	36	26	10	0.0	0	0	1	0	—	0	1	0	0	0	6	
2022	Los Angeles Chargers . . . . .	17	5	55	34	21	0.0	0	0	1	18	18	0	3	1	2	0	2	
2023	Los Angeles Chargers . . . . .	12	12	68	47	21	0.0	0	1	1	0	—	0	6	3	2	4	0	
<b>NFL Totals . . . . .</b>		<b>55</b>	<b>21</b>	<b>162</b>	<b>108</b>	<b>54</b>	<b>0.0</b>	<b>0</b>	<b>1</b>	<b>3</b>	<b>18</b>	<b>18</b>	<b>0</b>	<b>10</b>	<b>4</b>	<b>4</b>	<b>4</b>	<b>12</b>	

<b>POSTSEASON</b>		GP	GS	— Tackles —					— Interceptions —					— Fumbles —			ST Tackles	
Year	Team			Total	Solo	Asst	Sacks	Yds	TFL	No.	Yds	Lg	TD	PD	FF	FR		Yds
2022	Los Angeles Chargers . . . . .	1	1	4	1	3	0.0	0	0	0	0	—	0	1	0	0	0	0
<b>Postseason Totals . . . . .</b>		<b>1</b>	<b>1</b>	<b>4</b>	<b>1</b>	<b>3</b>	<b>0.0</b>	<b>0</b>	<b>0</b>	<b>0</b>	<b>0</b>	<b>—</b>	<b>0</b>	<b>1</b>	<b>0</b>	<b>0</b>	<b>0</b>	<b>0</b>



# WILL GRIER ⚡ 4

**QUARTERBACK | WEST VIRGINIA**

6-1 | 220 lbs | CHARLOTTE, N.C.

FREE AGENT — 2023

EXPERIENCE: 5TH NFL SEASON

1ST YEAR WITH CHARGERS

**2023:** Signed by the Chargers to the active roster in advance of Week 16...Spent training campw with the Dallas Cowboys before being waived during final roster cuts...Subsequently signed to the Cincinnati Bengals' practice squad, where he spent the first two weeks, before being signed to the New England Patriots' active roster before Week 3...Released by the Patriots prior to Week 12, before signing back to New England's practice squad after the team's Week 12 matchup, where he spent the next three weeks before signing with Los Angeles...**vs. Buffalo (Dec. 23):** Active, did not play in his first game as a member of the Chargers.

2022, LOS ANGELES CHARGERS													
Date	Opp.	Res.	Games P/S	Passing									
				Att	Cmp	Pct.	Yards	TD	Int	Lg	Sk	Rating	
09/10	Mia.	L	0/0				—	Not on Roster	—				
09/17	at Ten.	L (OT)	0/0				—	Not on Roster	—				
09/24	at Min.	W	0/0				—	Not on Roster	—				
10/01	L.V.	W	0/0				—	Not on Roster	—				
10/16	Dal.	L	0/0				—	Not on Roster	—				
10/22	at K.C.	L	0/0				—	Not on Roster	—				
10/29	Chi.	W	0/0				—	Not on Roster	—				
11/06	at NYJ	W	0/0				—	Not on Roster	—				
11/12	Det.	L	0/0				—	Not on Roster	—				
11/19	at G.B.	L	0/0				—	Not on Roster	—				
11/26	Bal.	L	0/0				—	Not on Roster	—				
12/03	at N.E.	W	0/0				—	Not on Roster	—				
12/10	Den.	L	0/0				—	Not on Roster	—				
12/14	at L.V.	L	0/0				—	Not on Roster	—				
12/23	Buf.	L	0/0				—	Not on Roster	—				
12/31	at Den.						—	Active, did not play	—				
TBD	K.C.												
<b>'23 TOTALS</b>			<b>5-10</b>	<b>0/0</b>	<b>0</b>	<b>0</b>	<b>0.0</b>	<b>0</b>	<b>0</b>	<b>—</b>	<b>—</b>	<b>0</b>	<b>—</b>

## WILL GRIER NFL STATISTICS

Year	Team	GP	GS	— Passing —										— Rushing —					
				Att	Cmp	Pct.	Yards	Y/A	TD	Int	Lg	Sk	Lost	Rating	Att	Yds	Avg.	Lg	TD
2019	Carolina	2	2	52	28	53.8	228	4.4	0	4	28	6	44	33.2	7	22	3.1	11	0
<b>NFL Totals</b>		<b>2</b>	<b>2</b>	<b>52</b>	<b>28</b>	<b>53.8</b>	<b>228</b>	<b>4.4</b>	<b>0</b>	<b>4</b>	<b>28</b>	<b>6</b>	<b>44</b>	<b>33.2</b>	<b>7</b>	<b>22</b>	<b>3.1</b>	<b>11</b>	<b>0</b>



# JALEN GUYTON ⚡ 15

WIDE RECEIVER | NORTH TEXAS

6-1 | 212 lbs | ALLEN, TEXAS

FREE AGENT — 2019

EXPERIENCE: 4TH NFL SEASON

5TH YEAR WITH CHARGERS

**2023:** Has appeared in seven games, totaling 10 catches for 89 yards (8.9 avg.) and one touchdown...Started the season on Reserve/Physically Unable to Perform, before making his season debut in the Week 9 win over the Jets on *Monday Night Football*...**at New York Jets (Nov. 6):** Made season debut, primarily contributing on offense...Collected two targets...**vs. Detroit (Nov. 12):** In his first home game of the season, totaled four catches for 41 yards (10.3 avg.), including an 18-yard touchdown grab, his first of the season...From the slot position, sold a stalk and bursted down the seam, finding a gap in the Lions' coverage and hauling-in a pass from Herbert to find the endzone and help tie the game midway through the third quarter following the successful PAT...**at Green Bay (Nov. 19):** Inactive (groin)...**vs. Baltimore (Nov. 26):** Caught one pass for four yards in the fourth quarter...**at New England (Dec. 3):** Caught one pass for five yards in the third quarter...**vs. Denver (Dec. 10):** Hauled in one reception for eight yards...Secured the first-down grab on second-and-four in the second quarter, moving the chains for the Bolts' offense...**at Las Vegas (Dec. 14):** Logged two catches for 19 yards (9.5 avg.), including a 14-yard grab to move the chains on first down in the first quarter on *Thursday Night Football*...**vs. Buffalo (Dec. 23):** Caught one pass for 12 yards, a first-down grab on the first play from scrimmage in the fourth quarter.

2023, LOS ANGELES CHARGERS																	
OFFENSIVE STATISTICS																	
Date	Opp.	Res.	Games		Receiving					Rushing				Scrim Yds			
			P/S	No.	Yds	Avg.	Lg	TD	Att	Yds	Avg.	Lg	TD				
09/10	Mia.	L		0/0													
09/17	at Ten.	L (OT)		0/0													
09/24	at Min.	W		0/0													
10/01	L.V.	W		0/0													
10/16	Dal.	L		0/0													
10/22	at K.C.	L		0/0													
10/29	Chi.	W		0/0													
11/06	at NYJ	W	1/1		0	0			0	0	0			0	0		
11/12	Det.	L	1/0		4	41	10.3	18t	1	0	0			0	41		
11/19	at G.B.	L	0/0														
11/26	Bal.	L	1/0		1	4	4.0	4	0	0	0			0	4		
12/03	at N.E.	W	1/0		1	5	5.0	5	0	0	0			0	5		
12/10	Den.	L	1/0		1	8	8.0	8	0	0	0			0	5		
12/14	at L.V.	L	1/1		2	19	9.5	14	0	0	0			0	19		
12/23	Buf.	L	1/0		1	12	12.0	12	0	0	0			0	12		
12/32	at Den.																
TBD	K.C.																
<b>'23 TOTALS</b>					<b>5-10</b>	<b>7/2</b>	<b>10</b>	<b>89</b>	<b>8.9</b>	<b>18t</b>	<b>1</b>	<b>0</b>	<b>0</b>	<b>-</b>	<b>-</b>	<b>0</b>	<b>89</b>
RETURN STATISTICS																	
Date	Opp.	Res.	Games		Kickoff Returns					Punt Returns				Ret. Yds			
			Played	No.	Yds	Avg.	Lg	TD	Att	Yds	Avg.	Lg	TD				
09/10	Mia.	L		0/0													
09/17	at Ten.	L (OT)		0/0													
09/24	at Min.	W		0/0													
10/01	L.V.	W		0/0													
10/16	Dal.	L		0/0													
10/22	at K.C.	L		0/0													
10/29	Chi.	W		0/0													
11/06	at NYJ	W	1/1		0	0			0	0	0			0	0		
11/12	Det.	L	1/0		0	0			0	0	0			0	0		
11/19	at G.B.	L	0/0														
11/26	Bal.	L	1/0		0	0			0	0	0			0	0		
12/03	at N.E.	W	1/0		0	0			0	0	0			0	0		
12/10	Den.	L	1/1		0	0			0	0	0			0	0		
12/14	at L.V.	L	1/0		0	0			0	0	0			0	0		
12/23	Buf.																
12/32	at Den.																
TBD	K.C.																
<b>'23 TOTALS</b>					<b>5-10</b>	<b>7/2</b>	<b>0</b>	<b>0</b>	<b>-</b>	<b>-</b>	<b>0</b>	<b>0</b>	<b>0</b>	<b>-</b>	<b>-</b>	<b>0</b>	<b>0</b>

## JALEN GUYTON NFL STATISTICS

Year	Team	GP	GS	— Receiving —					Att	— Rushing —				— Scrimmage —	
				No.	Yds	Avg.	Lg	TD		Yds	Avg.	Lg	TD	Yards	
2019	Los Angeles Chargers	3	0	0	0			0	0			0		0	
2020	Los Angeles Chargers	16	9	28	511	18.3	72t	3	2	0	0.0	4	0	511	
2021	Los Angeles Chargers	16	2	31	448	14.5	59t	3	7	34	4.9	21	0	482	
2022	Los Angeles Chargers	3	0	2	64	32.0	54	0	0	0			0	64	
2023	Los Angeles Chargers	7	2	10	89	8.9	18t	1	0	0			0	89	
<b>NFL Totals</b>		<b>45</b>	<b>13</b>	<b>71</b>	<b>1,112</b>	<b>15.7</b>	<b>72t</b>	<b>7</b>	<b>9</b>	<b>34</b>	<b>3.8</b>	<b>21</b>	<b>0</b>	<b>1,146</b>	
Year	Team	No.	— Kickoff Returns —					No.	— Punt Returns —				Yards		
			Yds	Avg.	Lg	TD	FC		Yds	Avg.	Lg	TD			
2021	Los Angeles Chargers	2	32	16.0	22	0	0	1	0			0	32		
<b>NFL Totals</b>		<b>2</b>	<b>32</b>	<b>16.0</b>	<b>22</b>	<b>0</b>	<b>0</b>	<b>1</b>	<b>0</b>	<b>-</b>	<b>-</b>	<b>0</b>	<b>32</b>		



# JOSH HARRIS ⚡ 47

LONG SNAPPER | AUBURN

6-1 | 224 lbs | CARROLLTON, GA.

UFA (ATL) — 2022

EXPERIENCE: 12TH NFL SEASON

2ND YEAR WITH CHARGERS

**2023:** Through 15 games, has successfully provided snaps on all punts, field goals and extra points...Has totaled three special teams tackles on the season...Secured a tackle in Week 2, his 175th career NFL game, as well as a stop in the Week 10 matchup against Detroit...Has provided snaps on all of K Cameron Dicker's field goals over the last two seasons, helping Dicker register the best make percentage (94.4) by any kicker in their first two seasons in league history (min. 25 att.)...Helped Dicker make all five of his field goal tries in the Week 16 matchup against Buffalo, becoming the first Chargers kicker to make at least five field goals in a game in over a decade, as four of the five makes were from 40-plus yards, the most by any Bolt in a single game in over 30 years...**vs. Miami (Sept. 10):** Opened the season with reliable snaps on three punts, two field goals and four PATs... Provided the snap on Dicker's career-long 50-yard field goal in the second quarter...Helped P JK Scott register a 48.3-yard average (41.7 net), with a long punt of 62 yards, his longest punt since joining the Chargers...**at Tennessee (Sept. 17):** In his 175th career game, provided snaps on all punts, field goals and PATs, including Dicker's 33-yard game-tying field goal as time expired in regulation...Added a tackle on punt coverage, taking down WR Kearis Jackson...**at Minnesota (Sept. 24):** Provided the snaps on three punts and one field goal try, along with four PATs... **vs. Las Vegas (Oct. 1):** Consistently provided snaps on all four punts, all three PATs and Dicker's 33-yard successful field goal in the second quarter...**vs. Dallas (Oct. 16):** Late in the second quarter, corralled WR KaVonte Turpin to collect his second special teams tackle of the season on punt coverage...Proved reliable through his snaps on all punts, as well as Dicker's 24-yard field goal in the third quarter and each of his two successful PATs... **at Kansas City (Oct. 22):** Supplied the snap on Dicker's career-long 55-yard field goal in the second quarter, which tied for the third-longest made field goal in franchise history...Also provided snaps to Scott, as he placed four of his five punts inside of Kansas City's 20-yard line, including three inside of the 10, and tallied a season-long 65-yard punt in the fourth quarter...**vs. Chicago (Oct. 29):** Provided snaps on each of Dicker's three made field goals, including his 55-yard make that tied a career-long, and each of the three PATs to help Dicker total a career-best single-game high of 12 points scored...Also helped Scott as he notched a 44.0-yard average (37.0 net) on two punts, including one landing inside of the Bears' 20-yard line and a long boot of 63 yards...**at New York Jets (Nov. 6):** Successfully provided snaps on both of Dicker's made extra points, including the 55-yarder as time expired at the end of the first half to tie his career-long, as well as three extra points...Serves as a key cog in the operation that has allowed Dicker to make at least one field goal from 50-plus yards, the longest active streak in the NFL...**vs. Detroit (Nov. 12):** Recorded

## JOSH HARRIS NFL GAMES

Year	Team	GP
2012	Atlanta	16
2013	Atlanta	16
2014	Atlanta	16
2015	Atlanta	16
2016	Atlanta	16
2017	Atlanta	16
2018	Atlanta	11
2019	Atlanta	16
2020	Atlanta	16
2021	Atlanta	17
2022	Los Angeles Chargers	17
2023	Los Angeles Chargers	15
<b>NFL Totals</b>		<b>188</b>
POSTSEASON		
Year	Team	GP
2012	Atlanta	2
2016	Atlanta	3
2017	Atlanta	2
2022	Los Angeles Chargers	1
<b>Postseason Totals</b>		<b>8</b>

his third special teams tackle of the season, providing the stop on punt coverage on the first punt of the game...**at Green Bay (Nov. 19):** Supplied snaps on all punts, as well as two made field goals and two successful PATs...**vs. Baltimore (Nov. 26):** Provided the punt snaps that allowed JK Scott to notch a season-best 51.0-net yard per punt average in the *Sunday Night Football* showdown... Also provided reliable snaps on Dicker's 39-yard make on the game's opening drive and the PAT in the fourth quarter...**at New England (Dec. 3):** Provided reliable snaps in adverse conditions on a rainy afternoon game in Foxborough, helping JK Scott set the franchise-record with a single-game career-best seven punts downed inside of New England's 20-yard line, including four inside of the 10...Also provided reliable snaps on each of Cameron Dicker's two successful 38-yard field goals, providing all six of the Chargers' points scored in the game...**vs. Denver (Dec. 10):** Provided the snaps on all five of JK Scott's punts, as he recorded a career-best 57.4-yard gross average, aided by a career-long 83-yard franchise-record punt in the second quarter...**at Las Vegas (Dec. 14):** Contributed snaps on all three of Cameron Dicker's PATs, as well as on JK Scott's five punts, two of which landed inside of the 20-yard line on *Thursday Night Football*...**vs. Buffalo (Dec. 23):** Led the special teams unit by providing snaps on all five of Cameron Dicker's made field goals, including a record-setting four from 40-plus yards...Added snaps on four punts as JK Scott recorded his fifth game this season with a gross average of 50-plus yards.





# JAYLINN HAWKINS ⚡ 37

**SAFETY | CALIFORNIA**

6-1 | 208 lbs | GREENSBORO, N.C.

WAIVERS (ATL) — 2023

EXPERIENCE: 4TH NFL SEASON

1ST YEAR WITH CHARGERS

**2023:** Through eight games played (three starts) for the Chargers, has totaled nine tackles (four solo) defensively...Claimed via waivers (Atlanta) by the Chargers in advance of Week 7...**at Kansas City (Oct. 22):** Made Chargers debut, contributing on special teams...**vs. Chicago (Oct. 29):** Inactive (healthy scratch)...**vs. Detroit (Nov. 12):** Primarily contributed on special teams in the Week 10 matchup against the Lions...**at Green Bay (Nov. 19):** Served as a primary contributor on special teams in the road contest...**vs. Baltimore (Nov. 26):** Supplied three tackles for the defense on *Sunday Night Football*...Contributed significantly on defense, aiding a unit that held the Ravens to just three points off of turnovers and scoreless in the fourth quarter for just the second time this season, allowing just four conversions on 13 third-down attempts (30.8 pct.)...**at New England (Dec. 3):** Contributed both defensively and on special teams in the rainy road contest, as the defensive unit held an opponent scoreless for the first time since 2017 (Week 7) and tied the group's season-high with eight tackles for loss in the road win...**vs. Denver (Dec. 10):** Started at S and secured one tackle in pass support...**at Las Vegas (Dec. 14):** Recorded one tackle in pass coverage on *Thursday Night Football*...**vs. Buffalo (Dec. 23):** Started at S and collected a season-high five tackles (four solo), as well as his first pass defended as a member of the Chargers...Collected the pass defended after causing an incomplection on Buffalo's opening drive, a QB Josh Allen pass intended for WR Gabe Davis on third-and-eight, causing the breakup and forcing the Bills to punt, capping the game's opening drive.

2023, LOS ANGELES CHARGERS																	
Date	Opp.	Res.	Games		Tackles						Interceptions					Fumbles	
			Res.	P/S	Tot	So	As	Sk	Yd	TFL	No.	Yd	Lg	TD	PD	FF	FR
09/10	Mia	L		0/0	— Not on Roster —												
09/17	at Ten.	L (OT)		0/0	— Not on Roster —												
09/24	at Min.	W		0/0	— Not on Roster —												
10/01	L.V.	W		0/0	— Not on Roster —												
10/16	Dal.	L		0/0	— Not on Roster —												
10/22	at K.C.	L	1/0		0	0	0	0.0	0	0	0	0	—	0	0	0	0
10/29	Chi.	W	0/0		— Inactive —												
11/06	at NYJ	W	0/0		— Inactive —												
11/12	Det.	L	1/0		0	0	0	0.0	0	0	0	0	—	0	0	0	0
11/12	at G.B.	L	1/0		0	0	0	0.0	0	0	0	0	—	0	0	0	0
11/26	Bal.	L	1/0		3	0	3	0.0	0	0	0	0	—	0	0	0	0
12/03	at N.E.	W	1/0		0	0	0	0.0	0	0	0	0	—	0	0	0	0
12/10	Den.	L	1/1		1	0	1	0.0	0	0	0	0	—	0	0	0	0
12/14	at L.V.	L	1/0		1	0	1	0.0	0	0	0	0	—	0	0	0	0
12/23	Buf.	L	1/1		5	4	1	0.0	0	0	0	0	—	0	1	0	0
12/31	at Den.																
TBD	K.C.																
<b>'23 TOTALS</b>			<b>5-10</b>	<b>8/2</b>	<b>10</b>	<b>4</b>	<b>6</b>	<b>0.0</b>	<b>0</b>	<b>0</b>	<b>0</b>	<b>0</b>	<b>—</b>	<b>0</b>	<b>1</b>	<b>0</b>	<b>0</b>

**PRIOR TO CHARGERS:** Appeared in 48 career games (22 starts) for the Falcons after being drafted by Atlanta in the fourth round (134th overall) of the 2020 NFL Draft...Totalled 110 tackles (58 solo), four interceptions, nine passes defended, a half-sack, a tackle for loss, a forced fumble and a recovery during his time with the Falcons...Started 16 games in 2022 for Atlanta, totaling career-bests in tackles (82), solo stops (43), passes defended (six) along with a touchdown on his fumble recovery.

**COLLEGE:** Appeared in 50 career games at California (2015-19), collecting 10 interceptions and forcing three fumbles for the Golden Bears will totaling 158 tackles (102 solo), including a pair of sacks.

## JAYLINN HAWKINS NFL STATISTICS

Year	Team	GP	GS	— Tackles —				Yds	TFL	— Interceptions —					— Fumbles —			ST Tackles
				Total	Solo	Asst	Sacks			No.	Yds	Lg	TD	PD	FF	FR	Yds	
2020	Atlanta	12	2	7	3	4	0.5	6	0	0	—	0	0	0	0	0	0	6
2021	Atlanta	14	4	19	11	8	0.0	0	1	2	11	11	0	3	0	0	0	5
2022	Atlanta	16	16	82	43	39	0.0	0	0	2	14	14	0	6	1	1	0	2
2023	Atlanta	.6	0	2	1	1	0.0	0	0	0	0	—	0	0	0	0	0	1
	Los Angeles Chargers	.8	2	10	4	6	0.0	0	0	0	0	—	0	1	0	0	0	1
<b>NFL Totals</b>		<b>56</b>	<b>24</b>	<b>120</b>	<b>62</b>	<b>58</b>	<b>0.5</b>	<b>6</b>	<b>1</b>	<b>4</b>	<b>25</b>	<b>14</b>	<b>0</b>	<b>10</b>	<b>1</b>	<b>1</b>	<b>0</b>	<b>15</b>



# DAIYAN HENLEY ⚡ 0

**LINEBACKER | WASHINGTON STATE**  
 6-0 | 225 lbs | LOS ANGELES, CALIF.  
 DRAFT 3 — 2023  
 EXPERIENCE: ROOKIE

**2023:** Has appeared in 12 games, primarily contributing on special teams, where he has totaled four special teams tackles...Inactive (hamstring) each of the first two weeks, before making his NFL debut in Week 3 against Minnesota, primarily contributing on special teams...**at Minnesota (Sept. 24):** Saw action on 14 special teams snaps in his NFL debut...**vs. Las Vegas (Oct. 1):** Primarily contributed on special teams, seeing action on 16 special teams snaps...**vs. Dallas (Oct. 16):** Saw action on 17 special teams plays... **at Kansas City (Oct. 22):** Tallied one tackle on punt coverage, his first-career NFL tackle...**vs. Chicago (Oct. 29):** Totaled two solo tackles, the first defensive tackles of his NFL career, in the primetime win over the Bears on Sunday Night Football...Also contributed significantly on special teams, securing a tackle on kickoff coverage on the game's opening kickoff...**at New York Jets (Nov. 6):** Primarily contributed on special teams in the primetime win on Monday Night Football, but also totaled three tackles (two solo) in the fourth quarter...Aided a unit that held the Jets to 3-of-17 on third down (17.6 pct.), totaled a season-high eight sacks and didn't allow the Jets to score an offensive touchdown...**vs. Detroit (Nov. 12):** Appeared in 16 special teams snaps...**at Green Bay (Nov. 19):** Served as a primary contributor on special teams in the road contest...**vs. Baltimore (Nov. 26):** Primarily contributed on special teams in the *Sunday Night Football* matchup...**at New England (Dec. 3):** Primarily contributed on special teams, securing a tackle on kickoff coverage, in the Week 14 road win in rainy

2023, LOS ANGELES CHARGERS																	
Date	Opp.	Res.	Games		Tackles					Interceptions				Fumbles			
			Res.	P/S	Tot	So	As	Sk	Yd	TFL	No.	Yd	Lg	TD	PD	FF	FR
09/10	Mia.	L		0/0													
09/17	at Ten.	L (OT)		0/0													
09/24	at Min.	W		1/0	0	0	0	0.0	0	0	0	0	0	0	0	0	0
10/01	L.V.	W		1/0	0	0	0	0.0	0	0	0	0	0	0	0	0	0
10/16	Dal.	L		1/0	0	0	0	0.0	0	0	0	0	0	0	0	0	0
10/22	at K.C.	L		1/0	0	0	0	0.0	0	0	0	0	0	0	0	0	0
10/29	Chi.	W		1/0	2	2	0	0.0	0	0	0	0	0	0	0	0	0
11/06	at NYJ	W		1/0	3	2	1	0.0	0	0	0	0	0	0	0	0	0
11/12	Det.	L		1/0	0	0	0	0.0	0	0	0	0	0	0	0	0	0
11/12	at G.B.	L		1/0	0	0	0	0.0	0	0	0	0	0	0	0	0	0
11/26	Bal.	L		1/0	0	0	0	0.0	0	0	0	0	0	0	0	0	0
12/03	at N.E.	W		1/0	0	0	0	0.0	0	0	0	0	0	0	0	0	0
12/10	Den.	L		1/0	0	0	0	0.0	0	0	0	0	0	0	0	0	0
12/14	at L.V.	L		1/0	1	1	0	0.0	0	0	0	0	0	0	0	0	0
12/23	Buf.	L		1/0	0	0	0	0.0	0	0	0	0	0	0	0	0	0
12/31	at Den.																
TBD	K.C.																
<b>'23 TOTALS</b>			<b>5-10</b>	<b>13/0</b>	<b>6</b>	<b>5</b>	<b>1</b>	<b>0.0</b>	<b>0</b>	<b>0</b>	<b>0</b>	<b>0</b>	<b>0</b>	<b>0</b>	<b>0</b>	<b>0</b>	<b>0</b>

Foxborough...Saw action on a team-high 19 special teams snaps...**vs. Denver (Dec. 10):** Supplied one tackle on punt coverage, logging 18 special teams snaps contributed...**at Las Vegas (Dec. 14):** Recorded one tackle defensively in the fourth quarter...Also saw action on a season-high 25 special teams snaps...**vs. Buffalo (Dec. 23):** Secured a tackle on kickoff coverage...Aided a special teams group that collected its second takeaway of the season, tied for second-most by any team in the NFL.

## DAIYAN HENLEY NFL STATISTICS

Year	Team	G	GS	— Tackles —				Yds	TFL	— Interceptions —				— Fumbles —			ST Tackles	
				Total	Solo	Asst	Sacks			No.	Yds	Lg	TD	PD	FF	FR		Yds
2023	Los Angeles Chargers	13	0	6	5	1	0.0	0	0	0	0	0	0	0	0	0	0	4
<b>NFL Totals</b>		<b>13</b>	<b>0</b>	<b>6</b>	<b>5</b>	<b>1</b>	<b>0.0</b>	<b>0</b>	<b>0</b>	<b>0</b>	<b>0</b>	<b>0</b>	<b>0</b>	<b>0</b>	<b>0</b>	<b>0</b>	<b>0</b>	<b>4</b>



# JUSTIN HERBERT ⚡ 10

QUARTERBACK | OREGON

6-6 | 236 lbs | EUGENE, ORE.

DRAFT 1a — 2020

EXPERIENCE: 4TH NFL SEASON

4TH YEAR WITH CHARGERS

**2023:** Prior to being placed on Reserve/Injured following Week 14, completed 297-of-456 pass attempts (65.1 pct.) for 3,134 yards and 20 touchdowns to seven interceptions, registering a 93.2 passer rating...Also totaled three rushing touchdowns on the season...Attempted 233 consecutive passes without an interception, the longest stretch in franchise history...Through the first three weeks, owned the second-highest passer rating in the NFL with a mark of 112.9...Completed at least 20 passes in 30-straight games, which tied for the second-longest stretch in franchise history...Set a new career-high with 40 completions and 405 passing yards in the Week 3 win at Minnesota, registering the best completion percentage (85.1 pct.) by any player in a single game in league history (min. 40 att.) and becoming the first Charger and just the seventh player in NFL history to record 40 completions, 400 yards, three touchdowns and zero interceptions in a single game... In the victory, set the NFL record for most pass completions through a player's first four seasons (1,406) and has now attempted a franchise-best 213 passes without an interception... Secured 100 career passing touchdowns in the game, reaching the mark at 25 years, 198 days old and in career game No. 52, becoming the fourth-youngest and second-fastest player ever to reach 100 career passing scores...Has thrown seven touchdowns on fourth down in his career, including one in Week 4, which is second-most in the league since he entered the NFL in 2020... Opened the season with a performance of 23-of-33 for 228 yards and one touchdown with zero interceptions for a passer rating of 99.1, propelling the offense to total 433 net yards and 30 first downs, including 10 through the air...Has completed at least 20 passes in 28 straight games, the longest active streak in the NFL and the third-longest stretch in NFL history...Registered his 23rd-career 300-yard passing performance in the Week 2 contest at Tennessee, totaling the third-most amount of like outings among all passers in their first four seasons in NFL history...With two passing touchdowns and zero interceptions, recorded his ninth career game with 300-plus yards and two touchdowns to zero interceptions, which ties for the third-most by any QB in league history through their first four seasons...Rushed for two touchdowns and passed for another in the Week 4 win against the division-rival Raiders, marking his 10th career game with at least one rushing touchdown and one passing score...Totaled his 33rd multi-passing touchdown outing in the Week 6 matchup against Dallas on Monday Night Football, tossing two scores...On *Sunday Night Football* in Week 8, opened the game with 15-straight completions, his own personal record to start a game, and registered his 18th career three-touchdown performance in a winning effort...The following week, led the offense to a win over the Jets on Monday Night Football, helping RB Austin Ekeler find the endzone twice and WR Keenan Allen break the record for fastest (134 career games) and youngest (31 years, 193 days) player in franchise history to reach 10,000 career receiving yards... **vs. Miami (Sept. 10):** In the season opener, completed 23 passes on 33 attempts for 228 yards and one touchdown to zero

## 2022, LOS ANGELES CHARGERS

Date	Opp.	Res.	Games P/S	Cmp		Att	Pct.	Passing			Lg	Sk	Rating	
				Yards	TD			Int						
09/10	Mia.	L	1/1	23	33	69.7	228	1	0	36	3	99.1		
09/17	at Ten.	L (OT)	1/1	27	41	65.9	305	2	0	42	3	104.2		
09/24	at Min.	W	1/1	40	47	85.1	405	3	0	35	1	123.8		
10/01	L.V.	W	1/1	13	24	54.2	167	1	1	51	2	72.7		
10/16	Dal.	L	1/1	22	37	59.5	227	2	1	28	1	84.0		
10/22	at K.C.	L	1/1	17	30	56.7	259	1	2	60	5	68.6		
10/29	Chi.	W	1/1	31	40	77.5	298	3	0	39t	0	122.7		
11/06	at NYJ	W	1/1	16	30	53.3	136	0	0	23	5	65.4		
11/12	Det.	L	1/1	27	40	67.5	323	4	1	38t	0	114.9		
11/12	at G.B.	L	1/1	21	36	58.3	260	2	0	51t	2	99.3		
11/26	Bal.	L	1/1	29	44	65.9	217	1	1	31	3	75.7		
12/03	at N.E.	W	1/1	22	39	59.5	212	0	0	27	0	75.5		
12/10	Den.	L	1/1	9	17	52.9	96	0	1	18	4	45.2		
12/14	at L.V.	L	0/0											
12/23	Buf.	L	0/0											
12/31	at Den.	L	0/0											
TBD	K.C.													
<b>'23 TOTALS</b>				<b>5-10</b>	<b>13/13</b>	<b>297</b>	<b>456</b>	<b>65.1</b>	<b>3,134</b>	<b>20</b>	<b>7</b>	<b>60</b>	<b>29</b>	<b>93.2</b>

interceptions, totaling a passer rating of 99.1...On the day, helped the offense finish nine-of-15 (60.0 pct.) on third down, totaling 30 first downs, the most in a single game since 2021...Opened the game by orchestrating a 14-play, 94-yard scoring drive capped by a RB Austin Ekeler touchdown...Added a one-yard rushing touchdown in the third quarter to take the lead, his first rushing score since 2021...**at Tennessee (Sept. 17):** Started at QB and led a unit that secured three fourth-down conversions in the first half, passing for 305 yards on 27-of-41 attempts (65.9 pct.) and two touchdowns to zero interceptions (104.2 passer rating)... Registered his 23rd-career 300-yard passing game, the third-most by any player in their first four professional seasons in NFL history, and his ninth-career outing with 300-plus passing yards, two touchdowns and zero interceptions...Of the offense's 19 first downs, 14 of them came through the air...Connected with WR Keenan Allen for 111 yards and two passing scores, giving Allen his second-straight road game with multiple receiving touchdowns, his ninth-career multi-touchdown game and his 34th career 100-yard receiving performance...Found Allen on a 42-yard connection in the second quarter, his 33rd-career 40-plus-yard completion, which ties for the second-most by any player in the NFL since 2020...**at Minnesota (Sept. 24):** Had a career day, throwing for a career-high 405 passing yards on a career-best 40 completions on 47 attempts (85.1 pct.), tossing three touchdowns and registering a season-high 123.8 passer rating...On top of reaching career-best plateau, set the NFL record for most pass completions through a player's first four seasons (1,406), reaching a franchise-record 213 pass attempts without an interception...With three touchdowns, reached 100 passing touchdowns for his career, hitting the mark at 25 years, 198 days old and in career game No. 52, becoming the fourth-youngest and second-fastest player ever to reach 100 career passing scores...Secured his 11th-career fourth-quarter comeback, the second-most by any QB in the NFL since he entered the league in 2020...In the first half, set the franchise record for consecutive pass attempts without an interception, as his 26 completions in the first half set a career-high in a single first

half and were the most by any passer in the NFL this season... Became the first Charger and just the seventh player in NFL history to record 40 completions, 400 yards, three touchdowns and zero interceptions in a single game...Helped Keenan Allen set the franchise record for receptions in a single game (18) and set a new career-high with 215 receiving yards...Threw two of his three touchdowns to TE Donald Parham Jr., giving the tight end his first career multi-touchdown performance...His second passing score to Parham occurred on fourth down, giving him seven fourth-down passing touchdowns in his career, the second-most by any player since 2020...**vs. Las Vegas (Oct. 1):** Completed 13-of-24 pass attempts (54.2 pct.) for 167 yards and one touchdown with one interception, as well as two rushing touchdowns...Marked his 10th career game with at least one passing and one rushing touchdown... With the two rushing scores, reached 10 touchdowns on the ground for his career, becoming just the fifth player ever to eclipse 100 passing and 10 rushing touchdowns in their first four seasons...Choreographed an offensive rushing attack that accumulated 155 yards on the ground, including 95 rushing yards in the first half, which were the most by a Bolts offense in the opening quarter of a game since 2017...On third-and-10 from their own 11-yard line, threw a 51-yard deep pass to WR Joshua Palmer, his longest pass completion of the season, to seal the win...**vs. Dallas (Oct. 16):** Completed 22-of-37 passes for 227 yards (59.5 pct.) and two touchdowns to one interception, registering an 84.0 passer rating...With the two touchdowns, marked his 33rd career outing with multiple passing scores...**at Kansas City (Oct. 22):** Completed 17-of-30 attempts for 259 yards, one touchdown and two interceptions, with a long completion for 60 yards to Joshua Palmer in the second quarter to set up the touchdown...On the touchdown pass, found Gerald Everett on third-and-seven midway through the second quarter...**vs. Chicago (Oct. 29):** In a winning effort, threw for 298 yards on 31-of-40 passing (77.5 pct.) and three touchdowns with no interceptions, tallying a 122.7 passer rating...The performance marked his 18th career outing with at least three touchdown passes and zero interceptions...Opened the game with 15-straight completions, including an 11-of-11 mark in the first quarter, becoming the first Chargers passer to throw at least 11 passes without an incomplection in the first quarter of a single game since at least 1990...Completed all three touchdown passes to three different receivers...Did not allow a sack and did not commit a turnover...**at New York Jets (Nov. 6):** Passed for 136

yards on 16 completions, helping WR Keenan Allen become the fastest (134 career games) and youngest (31 years, 193 days) player in franchise history to reach 10,000 career receiving yards... **vs. Detroit (Nov. 12):** Passed for 323 yards and four touchdowns, tying a career-high, on 27-of-40 passing with one interception to register a 114.9 passer rating...Completed 13-of-16 attempts for 144 yards and three touchdowns in the second half, good for a 143.8 passer rating down the stretch...The game was the 25th of 300-plus yards of his career as he set the all-time record for the most passing yards through the first four seasons of a career in NFL history...Reached 122 combined touchdowns for his career, the third-most by any player in their first four seasons in league annals...Connected with WR Keenan Allen on two touchdowns, their fourth time partnering up for a multi-touchdown performance...Also threw touchdowns to WR Jalen Guyton and WR Quentin Johnston, who logged his first career receiving score...**at Green Bay (Nov. 19):** Completed 21-of-36 passes (58.3 pct.) for 260 yards and two touchdowns with zero interceptions, registering a 99.3 passer rating...Registered his 36th career game with multiple passing scores, the second-most by any quarterback in their first four professional seasons in league annals (Dan Marino)...Connected with TE Stone Smartt on a 51-yard receiving touchdown in the second quarter, Smartt's first-career touchdown... With the 51-yard score, collected his ninth 50-plus-yard touchdown pass of his career, tying for the fourth-most in the NFL since 2020...Led the offense on the ground with 73 yards on eight carries (9.1 avg.) with a long rush of 28 yards...**vs. Baltimore (Nov. 26):** Completed 29-of-44 pass attempts (65.9 pct.) for 217 yards with one touchdown and one interception, registering a 75.7 passer rating...Completed 14 of his pass attempts to Keenan Allen, who set the franchise record for most receptions through the team's first 11 games in a single season in Chargers history (97 grabs), as Allen totaled his third-straight outing with at least 10 catches and 100 receiving yards...Led the rushing attack for the second-straight week with 47 yards on four carries, with a long of 35 yards...**at New England (Dec. 3):** Completed 22-of-37 passes (59.5 pct.) for 212 yards in rainy conditions...Sealed the game with a 23-yard completion to WR Alex Erickson on third-and-11 in the fourth quarter...**vs. Denver (Dec. 10):** Completed nine-of-17 attempts (52.9 pct.) for 96 yards in the first half before departing the game due to injury.

### JUSTIN HERBERT NFL STATISTICS

Year	Team	GP	GS	-- Passing --										-- Rushing --					
				Cmp	Att	Pct.	Yards	Y/A	TD	Int	Lg	Sk	Lost	Rating	Att	Yds	Avg.	Lg	TD
2020	Los Angeles Chargers	15	15	396	595	66.6	4,336	7.3	31	10	72t	32	218	98.3	55	234	4.3	31	5
2021	Los Angeles Chargers	17	17	443	672	65.9	5,014	7.5	38	15	72t	31	214	97.7	63	302	4.8	36	3
2022	Los Angeles Chargers	17	17	477	699	68.2	4,739	6.8	25	10	55	38	206	93.2	54	147	2.7	23	0
2023	Los Angeles Chargers	13	13	297	456	65.1	3,134	6.9	20	7	60	29	233	93.2	52	228	4.4	35	3
<b>NFL Totals</b>		<b>62</b>	<b>62</b>	<b>1,613</b>	<b>2,422</b>	<b>66.6</b>	<b>17,223</b>	<b>7.1</b>	<b>114</b>	<b>42</b>	<b>72t</b>	<b>130</b>	<b>871</b>	<b>95.7</b>	<b>224</b>	<b>911</b>	<b>4.1</b>	<b>36</b>	<b>11</b>

POSTSEASON		GP	GS	-- Passing --										-- Rushing --					
Year	Team			Att	Cmp	Pct.	Yards	Y/A	TD	Int	Lg	Sk	Lost	Rating	Att	Yds	Avg.	Lg	TD
2022	Los Angeles Chargers	1	1	43	25	58.1	273	6.3	1	0	25	3	20	84.7	3	12	4.0	13	0
<b>NFL Totals</b>		<b>1</b>	<b>1</b>	<b>43</b>	<b>25</b>	<b>58.1</b>	<b>273</b>	<b>6.3</b>	<b>1</b>	<b>0</b>	<b>25</b>	<b>3</b>	<b>20</b>	<b>84.7</b>	<b>3</b>	<b>12</b>	<b>4.0</b>	<b>13</b>	<b>0</b>



# CHRISTOPHER HINTON ⚡ 91

DEFENSIVE LINE | MICHIGAN

6-4 | 310 lbs | JOHNS CREEK, GA.

FREE AGENT — 2022

EXPERIENCE: 1ST NFL SEASON

2ND YEAR WITH CHARGERS

**2023:** Inactive (healthy scratch) each of the first seven games, before being waived prior to Week 9...Signed back to the club's practice squad prior to Week 10...Made season debut in Week 15 against the Raiders on *Thursday Night Football*...at Las Vegas **(Dec. 14):** Totaled a career-high four tackles (one solo) in run support in his first game action of the season.

2023, LOS ANGELES CHARGERS																			
Date	Opp.	Res.	Games		Tackles						Interceptions				Fumbles				
			P/S	P/S	Tot	So	As	Sk	Yd	TFL	No.	Yd	Lg	TD	PD	FF	FR		
09/10	Mia.	L	0/0																
09/17	at Ten.	L (OT)	0/0																
09/24	at Min.	W	0/0																
10/01	L.V.	W	0/0																
10/16	Dal.	L	0/0																
10/22	at K.C.	L	0/0																
10/29	Chi.	W	0/0																
11/06	at NYJ	W	0/0																
11/12	Det.	L	0/0																
11/19	at G.B.	L	0/0																
11/26	Bal.	L	0/0																
12/03	at N.E.	W	0/0																
12/10	Den.	L	0/0																
12/14	at L.V.	L	1/0		4	3	1	0.0		0	0	0	0	0	0	0	0	0	0
12/23	Buf.	L	0/0																
12/31	at Den.																		
TBD	K.C.																		
<b>'23 TOTALS</b>			<b>5-10</b>	<b>1/0</b>	<b>4</b>	<b>3</b>	<b>1</b>	<b>0.0</b>	<b>0</b>	<b>0</b>	<b>0</b>	<b>0</b>	<b>0</b>	<b>0</b>	<b>0</b>	<b>0</b>	<b>0</b>	<b>0</b>	<b>0</b>

## CHRISTOPHER HINTON NFL STATISTICS

Year	Team	GP	GS	— Tackles —						— Interceptions —					— Fumbles —			ST Tackles		
				Total	Solo	Asst	Sacks	Yds	TFL	No.	Yds	Lg	TD	PD	FF	FR	Yds			
2022	Los Angeles Chargers	4	0	3	1	2	0.0	0	0	0	0	0	0	0	0	0	0	0	0	0
2023	Los Angeles Chargers	1	0	4	3	1	0.0	0	0	0	0	0	0	0	0	0	0	0	0	0
<b>NFL Totals</b>		<b>5</b>	<b>0</b>	<b>7</b>	<b>4</b>	<b>3</b>	<b>0.0</b>	<b>0</b>	<b>0</b>	<b>0</b>	<b>0</b>	<b>0</b>	<b>0</b>	<b>0</b>	<b>0</b>	<b>0</b>	<b>0</b>	<b>0</b>	<b>0</b>	<b>0</b>

Year	Team	GP	GS	— Tackles —						— Interceptions —					— Fumbles —			ST Tackles		
				Total	Solo	Asst	Sacks	Yds	TFL	No.	Yds	Lg	TD	PD	FF	FR	Yds			
2022	Los Angeles Chargers	1	0	0	0	0	0.0	0	0	0	0	0	0	0	0	0	0	0	0	0
<b>Postseason Totals</b>		<b>1</b>	<b>0</b>	<b>0</b>	<b>0</b>	<b>0</b>	<b>0.0</b>	<b>0</b>	<b>0</b>	<b>0</b>	<b>0</b>	<b>0</b>	<b>0</b>	<b>0</b>	<b>0</b>	<b>0</b>	<b>0</b>	<b>0</b>	<b>0</b>	<b>0</b>



# JUSTIN HOLLINS ⚡ 58

**OUTSIDE LINEBACKER | OREGON**

6-5 | 248 lbs | ARLINGTON, TEXAS

PRACTICE SQUAD (NYG) — 2023

EXPERIENCE: 5TH NFL SEASON

1ST YEAR WITH CHARGERS

**2023:** Has appeared in six games for the Chargers since joining the team prior to Week 11...Appeared in four games for the Green Bay Packers before being released and signing to the New York Giants' practice squad, being activated for one game for the Giants, before being signed by the Chargers off of the Giants' practice squad in advance of the Week 11 matchup at Green Bay...**at Green Bay (Nov. 19):** Contributed both defensively and on special teams in his Chargers debut...**vs. Baltimore (Nov. 26):** Contributed both defensively and on special teams in the *Sunday Night Football* matchup...**at New England (Dec. 3):** Secured his first sack as a member of the Chargers, a four-yard drop of QB Bailey Zappe on second-and-eight in the third quarter...Aided a unit that held the opponent scoreless for the first time since 2017 (Week 17), while matching a season-best with eight tackles for loss...**vs. Denver (Dec. 10):** Recorded two tackles (one solo)...**at Las Vegas (Dec. 14):** Totaled one tackle, a third-down stop in run support in the fourth quarter, on *Thursday Night Football*... vs. Buffalo (Dec. 23): Totaled one tackle defensively, as stop following a pass completion to TE Dawson Knox in the second quarter, and a tackle on punt coverage...Aided a defensive unit that held the Bills without a third-down conversion in the first half and a special teams group that collected their second takeaway of the season, tied for second-most in the NFL.

Date	Opp.	Res.	Games P/S	Tackles					Interceptions				Fumbles				
				Tot	So	As	Sk	Yd TFL	No.	Yd	Lg	TD	PD	FF	FR		
09/10	Mia.	L	0/0	—	—	—	—	—	—	—	—	—	—	—	—	—	—
09/17	at Ten.	L (OT)	0/0	—	—	—	—	—	—	—	—	—	—	—	—	—	—
09/24	at Min.	W	0/0	—	—	—	—	—	—	—	—	—	—	—	—	—	—
10/01	L.V.	W	0/0	—	—	—	—	—	—	—	—	—	—	—	—	—	—
10/16	Dal.	L	0/0	—	—	—	—	—	—	—	—	—	—	—	—	—	—
10/22	at K.C.	L	0/0	—	—	—	—	—	—	—	—	—	—	—	—	—	—
10/29	Chi.	W	0/0	—	—	—	—	—	—	—	—	—	—	—	—	—	—
11/06	at NYJ	W	0/0	—	—	—	—	—	—	—	—	—	—	—	—	—	—
11/12	Det.	L	0/0	—	—	—	—	—	—	—	—	—	—	—	—	—	—
11/19	at G.B.	L	1/0	0	0	0	0.0	0	0	0	0	—	0	0	0	0	0
11/22	Bal.	L	1/0	0	0	0	0.0	0	0	0	0	—	0	0	0	0	0
12/03	at N.E.	W	1/0	1	1	0	1.0	4	1	0	0	—	0	0	0	0	0
12/10	Den.	L	1/0	2	1	1	0.0	—	0	0	0	—	0	0	0	0	0
12/14	at L.V.	L	1/0	1	1	0	0.0	—	0	0	0	—	0	0	0	0	0
12/23	Buf.	L	1/0	1	1	0	0.0	—	0	0	0	—	0	0	0	0	0
12/31	at Den.	TBD	K.C.	—	—	—	—	—	—	—	—	—	—	—	—	—	—
<b>'23 TOTALS</b>			<b>5-10</b>	<b>6/0</b>	<b>5</b>	<b>4</b>	<b>1</b>	<b>1.0</b>	<b>4</b>	<b>1</b>	<b>0</b>	<b>0</b>	<b>—</b>	<b>0</b>	<b>0</b>	<b>0</b>	<b>0</b>

**PRIOR TO CHARGERS:** A fifth-round selection (156th overall) by Denver in the 2019 NFL Draft, appeared in 60 regular-season games, including seven starts for the Broncos, Rams, Packers and Giants, totaling 110 tackles (65 solo), 9.5 sacks, 15 quarterback hits and nine tackles for loss, while adding three forced fumbles, a recovery and three passes defended...Was a member of the Rams' victory in Super Bowl LVI and has appeared in six career postseason games, registering eight tackles (five solo) and a pair of quarterback hits.

## JUSTIN HOLLINS NFL STATISTICS

Year	Team	GP	GS	— Tackles —					Yds	TFL	— Interceptions —					— Fumbles —			ST Tackles		
				Total	Solo	Asst	Sacks	No.			Yds	Lg	TD	PD	FF	FR	Yds				
2019	Denver	15	0	21	12	9	1.0	7	1	0	0	—	0	2	0	0	0	0	0		
2020	Los Angeles Rams	6	0	25	16	9	3.0	37	3	0	0	—	0	1	1	0	0	0	3		
2021	Los Angeles Rams	8	2	22	14	8	2.0	19	1	0	0	—	0	0	1	0	0	0	0		
2022	Los Angeles Rams	10	5	24	14	10	1.0	11	0	0	0	—	0	0	1	1	0	0	2		
	Green Bay	6	0	9	4	5	2.5	15.5	0	0	0	—	0	0	0	0	0	0	0		
2023	Green Bay	4	0	9	5	4	0.0	0	0	0	0	—	0	0	0	0	0	0	0		
	New York Giants	1	0	0	0	0	0.0	0	0	0	0	—	0	0	0	0	0	0	0		
	Los Angeles Chargers	6	0	5	4	1	1.0	4	1	0	0	—	0	0	0	0	0	0	1		
<b>NFL Totals</b>		<b>66</b>	<b>7</b>	<b>115</b>	<b>69</b>	<b>46</b>	<b>10.5</b>	<b>93.5</b>	<b>6</b>	<b>0</b>	<b>0</b>	<b>—</b>	<b>0</b>	<b>3</b>	<b>3</b>	<b>1</b>	<b>0</b>	<b>0</b>	<b>6</b>		
POSTSEASON		Year	Team	GP	GS	— Tackles —					Yds	TFL	— Interceptions —					— Fumbles —			ST Tackles
						Total	Solo	Asst	Sacks	No.			Yds	Lg	TD	PD	FF	FR	Yds		
2020	Los Angeles Rams	2	0	6	4	2	0.0	0	0	0	0	—	0	0	0	0	0	0	0		
2021	Los Angeles Rams	4	0	2	1	1	0.0	0	0	0	0	—	0	0	0	0	0	0	0		
<b>Postseason Totals</b>		<b>6</b>	<b>0</b>	<b>8</b>	<b>5</b>	<b>3</b>	<b>0.0</b>	<b>0</b>	<b>0</b>	<b>0</b>	<b>0</b>	<b>—</b>	<b>0</b>	<b>0</b>	<b>0</b>	<b>0</b>	<b>0</b>	<b>0</b>	<b>0</b>		



# BRENDEN JAIMES ⚡ 64

OFFENSIVE LINE | NEBRASKA

6-5 | 300 lbs | AUSTIN, TEXAS

DRAFT 5 — 2021

EXPERIENCE: 3RD NFL SEASON

3RD YEAR WITH CHARGERS

**2023:** Started at C in Week 16 against Buffalo, his first-career NFL start...Inactive each of the first three weeks, before appearing in the Week 4 win over the Raiders...Saw action at center in Week 15 in relief of C Will Clapp after Clapp departed due to injury...**vs. Las Vegas (Oct. 1):** Contributed on the field goal unit, helping successfully convert all three PATs and the long field goal attempt...**vs. Dallas (Oct. 16):** Contributed on special teams for the second-straight game, aiding the field goal/PAT unit...**at Kansas City (Oct. 22):** Aided the field goal unit, which helped K Cameron Dicker set a career-long with a 55-yard make, added two made PATs...**vs. Chicago (Oct. 22):** Contributed on the field goal protection unit, as the group made three field goals and three extra points, totaling 12 points...**at New York Jets (Nov. 6):** Appeared on five special teams snaps, two made field goals and three successful PATs...**vs. Detroit (Nov. 12):** Provided support on all five made PATs and Cameron Dicker's 48-yard field goal before the end of the first half...**at Green Bay (Nov. 19):** Aided the field goal protection unit on all four successful kicks (two made FGs, two PATs)...**vs. Baltimore (Nov. 26):** Contributed on the field goal protection unit as Cameron Dicker successfully converted a 39-yard field goal in the first quarter and a PAT in the fourth quarter...**at New England (Dec. 3):** Provided support on the field

## BRENDEN JAIMES NFL GAMES

Year	Team	GP	GS
2021	Los Angeles Chargers	10	0
2022	Los Angeles Chargers	12	0
2023	Los Angeles Chargers	12	1
<b>NFL Totals</b>		<b>34</b>	<b>1</b>
POSTSEASON			
Year	Team	GP	GS
2022	Los Angeles Chargers	1	0
<b>Postseason Totals</b>		<b>1</b>	<b>0</b>

goal unit which helped K Cameron Dicker secure the win on the road...**vs. Denver (Dec. 10):** Added protection on the field goal/PAT unit...**at Las Vegas (Dec. 14):** Saw action on 23 offensive snaps at center following the injury to C Will Clapp...Also contributed on the PAT unit as an extra blocker...**vs. Buffalo (Dec. 23):** Started at C and helped QB Easton Stick secure the third-best completion percentage (70.8 pct.) among all quarterbacks in their first two career starts with at least three passing touchdowns and one rushing score.



# DERWIN JAMES JR. ⚡ 3

**SAFETY | FLORIDA STATE**

6-2 | 215 lbs | HAINES CITY, FLA.

DRAFT 1 — 2018

EXPERIENCE: 6TH NFL SEASON

6TH YEAR WITH CHARGERS

**2023:** Has started all 14 appearances at S, ranking second on the team with 106 tackles (72 solo), one interception, one sack, five passes defended, four tackle for loss and two fumble recoveries... In the season opener, totaled six solo stops, including one tackle for loss, and two passes defended...Helped the defense total 10 passes defended, which tied for the second-most in Week 1 across the NFL and the most by any Chargers defense during Kickoff Weekend since at least 1991...Aided a defensive unit that totaled a season-high five sacks in the Week 2 matchup at Tennessee, leading the team with 11 tackles (seven solo)...Reached 400 tackles in his 55th career game, the Week 7 matchup at Kansas City, to become the fastest DB in the last 30 years to secure at least 400 defensive stops in their first 55 career NFL games...Led the defense with 10 tackles (seven solo) and one pass defended in the Week 9 win over the New York Jets on *Monday Night Football*...**vs. Miami (Sept. 10):** Opened the season with six solo stops, including one tackle for loss, and two passes defended...On a critical third-and-goal on Miami's first drive of the second quarter, batted away an endzone pass intended for TE Durham Smythe, preventing a potential touchdown and forcing the Dolphins to settle for a field goal...On a first-and-10 in the third quarter, rushed off the edge and dropped RB Raheem Mostert for a loss of two yards, registering his first tackle for loss of the season...Finished the game with two passes defended, his most in a single game since Week 4 of 2022...**at Tennessee (Sept. 17):** Led the defense with 11 tackles (seven solo) in the road matchup...Helped the defensive unit provide consistent pressure, totaling five sacks on the day...**at Minnesota (Sept. 24):** Totaled seven tackles (five solo) in the road win against the Vikings, helping the defensive unit hold the Vikings without a third-down conversion in the first half...**vs. Las Vegas (Oct. 1):** Inactive (hamstring)...**vs. Dallas (Oct. 16):** Returned to action and secured three tackles (one solo) in the primetime matchup against the Cowboys...**at Kansas City (Oct. 22):** Secured five tackles (three solo), totaling over 400 tackles for his career...Doing so in his 55th career game, became the first DB to reach the mark in their first 55 career appearances over the last 30 years...Also secured a fumble recovery on a forced fumble by LB Eric Kendricks, the first fumble recovery of his career...Helped the defense total two takeaways in the game, marking the unit's fourth outing with multiple takeaways this season, tied for the third-most by any defense in the NFL...**vs. Chicago (Oct. 29):** Totaled five tackles (four solo) and his first interception of the season...On fourth-and-three in the fourth quarter, picked off a QB Tyson Bagent pass off of a deflection to register his first interception of the season, returning the takeaway six yards...Aided a defense that picked off two passes and forced three turnovers on downs, holding Chicago to one fourth-down

2023, LOS ANGELES CHARGERS																			
Date	Opp.	Res.	Games		Tackles						Interceptions					Fumbles			
			P/S		Tot	So	As	Sk	Yd	TFL	No.	Yd	Lg	TD	PD	FF	FR		
09/10	Mia.	L	1/1		6	6	0	0.0	0	1	0	0	—	0	2	0	0		
09/17	at Ten.	L (OT)	1/1		11	7	4	0.0	0	0	0	0	—	0	0	0	0		
09/24	at Min.	W	1/1		7	5	2	0.0	0	0	0	0	—	0	0	0	0		
10/01	L.V.	W	0/0		— Inactive —														
10/16	Dal.	L	1/1		3	1	2	0.0	0	0	0	0	—	0	0	0	0		
10/22	at K.C.	L	1/1		5	3	2	0.0	0	0	0	0	—	0	0	0	1		
10/29	Chi.	W	1/1		5	4	1	0.0	0	0	1	6	6	0	1	0	0		
11/06	at NYJ	W	1/1		10	7	3	0.0	0	0	0	0	—	0	0	0	1		
11/12	Det.	L	1/1		13	8	5	0.0	0	2	0	0	—	0	0	0	1		
11/19	at G.B.	L	1/1		7	5	2	0.0	0	2	0	0	—	0	0	0	1		
11/26	Bal.	L	1/1		6	4	2	0.0	0	0	0	0	—	0	0	0	0		
12/03	at N.E.	W	1/1		9	7	2	1.0	8	1	0	0	—	0	0	0	0		
12/10	Den.	L	1/1		11	8	3	0.0	0	0	0	0	—	0	1	0	0		
12/14	at L.V.	L	1/1		5	3	2	0.0	0	0	0	0	—	0	1	0	0		
12/23	Buf.	L	1/1		8	4	4	0.0	0	0	0	0	—	0	1	0	0		
12/31	at Den.	K.C.																	
TBD																			
<b>'23 TOTALS</b>					<b>5-10</b>	<b>13/13</b>	<b>106</b>	<b>72</b>	<b>34</b>	<b>1.0</b>	<b>8</b>	<b>4</b>	<b>1</b>	<b>6</b>	<b>6</b>	<b>0</b>	<b>5</b>	<b>0</b>	<b>2</b>

conversions on four attempts...**at New York Jets (Nov. 6):** Led the defense with 10 tackles (seven solo) and collected one fumble recovery in the win on *Monday Night Football*...Aided a unit that held the Jets to 3-of-17 on third down (17.6 pct.), totaled a season-high eight sacks, collected three takeaways and didn't allow the Jets to score an offensive touchdown...**vs. Detroit (Nov. 12):** Led the defense with a game-high and single-game season-high 13 tackles (eight solo), two of which registered as tackles for loss...The two tackles for loss tie a single-game career-best...Blitzing off the edge, dropped RB Jahmyr Gibbs for a loss of three yards on a rushing attempt...**at Green Bay (Nov. 19):** Totaled seven tackles (five solo) in the road contest...Added one quarterback hit on a blitz off of the edge...**vs. Baltimore (Nov. 26):** Recorded six tackles (four solo) in the *Sunday Night Football* matchup...Contributed significantly on defense, aiding a unit that held the Ravens to just three points off of turnovers and scoreless in the fourth quarter for just the second time this season, allowing just four conversions on 13 third-down attempts (30.8 pct.)...**at New England (Dec. 3):** Tallied nine tackles (seven solo), including his first sack of the season, in the win over the Patriots...Dropped QB Bailey Zappe for a loss of eight yards on fourth down in the fourth quarter...Led a defense that held the opponent to zero points scored for the first time since 2017 (Week 7), as the group also tied the season-high with eight tackles for loss...**vs. Denver (Dec. 10):** Supplied 11 tackles (eight solo), along with a pass defended, in the Week 14 matchup...**at Las Vegas (Dec. 14):** Totaled five tackles (three solo) and two passes defended on *Thursday Night Football*...**vs. Denver (Dec. 23):** Started at S and led the defense with eight tackles (four solo)...Supported a defensive unit that held the Bills without a third-down conversion in the first half.



## DERWIN JAMES JR. NFL STATISTICS

Year	Team	GP	GS	– Tackles –						– Interceptions –					– Fumbles –			ST Tackles
				Total	Solo	Asst	Sacks	Yds	TFL	No.	Yds	Lg	TD	PD	FF	FR	Yds	
2018	Los Angeles Chargers . . . . .	16	16	105	75	30	3.5	17	4	3	30	23	0	13	0	0	0	0
2019	Los Angeles Chargers . . . . .	5	5	34	23	11	0.0	0	3	0	0	–	0	1	0	0	0	0
2021	Los Angeles Chargers . . . . .	15	15	118	75	43	2.0	12.5	7	2	20	15	0	5	3	0	0	0
2022	Los Angeles Chargers . . . . .	14	14	115	64	51	4.0	33	5	2	0	0	0	6	2	0	0	0
2023	Los Angeles Chargers . . . . .	14	14	106	72	34	1.0	8	4	1	6	6	0	5	0	2	0	0
<b>NFL Totals</b> . . . . .		<b>64</b>	<b>64</b>	<b>478</b>	<b>309</b>	<b>169</b>	<b>10.5</b>	<b>70.5</b>	<b>23</b>	<b>8</b>	<b>56</b>	<b>23</b>	<b>0</b>	<b>30</b>	<b>5</b>	<b>2</b>	<b>0</b>	<b>0</b>
<b>POSTSEASON</b>																		
Year	Team	GP	GS	– Tackles –						– Interceptions –					– Fumbles –			ST Tackles
2018	Los Angeles Chargers . . . . .	2	2	14	10	4	0.0	0	3	0	0	–	0	0	0	0	0	0
2022	Los Angeles Chargers . . . . .	1	1	9	6	3	0.0	0	0	0	0	–	0	0	0	0	0	0
<b>Postseason Totals</b> . . . . .		<b>3</b>	<b>3</b>	<b>23</b>	<b>16</b>	<b>7</b>	<b>0.0</b>	<b>0</b>	<b>3</b>	<b>0</b>	<b>0</b>	<b>–</b>	<b>0</b>	<b>0</b>	<b>0</b>	<b>0</b>	<b>0</b>	<b>0</b>



# AUSTIN JOHNSON ⚡ 98

DEFENSIVE LINE | PENN STATE

6-4 | 314 lbs | GALLOWAY, N.J.

UFA (NYG) — 2021

EXPERIENCE: 8TH NFL SEASON

2ND YEAR WITH CHARGERS

**2023:** Started at DL in each of the 15 games, totaling 44 tackles (23 solo), including two tackles for loss, two passes defended, one forced fumble and one fumble recovery...Opened the season with a pass defended in Week 1...Aided a defensive unit that totaled a season-high five sacks in the Week 2 matchup at Tennessee...Secured his second-career fumble recovery in the Week 4 win against the Raiders, as the defensive unit held Las Vegas to just 1-for-11 on third down (9.1 pct.)...**vs. Miami (Sept. 10):** Registered a pass defended after batting down a pass at the line of scrimmage early in the first quarter...By registering a pass defended, contributed to the defensive unit's 10 passes defended on the day...Helped anchor a defensive front that limited the Dolphins' offense to an average of 3.5 yards per carry...**at Tennessee (Sept. 17):** Started at DL and totaled four tackles (two solo) on the afternoon, each season-bests...**at Minnesota (Sept. 24):** Secured one tackle on a run stuff in the fourth quarter...Helped anchor a defense that held the Vikings without a first-down conversion in the first half...**vs. Las Vegas (Oct. 1):** Totaled two tackles (one solo) and one fumble recovery in the home divisional win...On a second down near midfield in the second quarter, landed on a OLB Khalil Mack forced fumble of Raiders QB Aidan O'Connell, securing the second takeaway of the game for the Chargers...Helped lead a defense that held the Raiders to 1-for-11 on third down (9.1 pct.)...**vs. Dallas (Oct. 16):** Secured three solo stops, including a two-yard drop of RB Tony Pollard on the final play of the third quarter to register a tackle for loss, his first of the season...**at Kansas City (Oct. 22):** Supplied two tackles (one solo), providing support in run defense...**vs. Chicago (Oct. 29):** Had a part in three tackles in the primetime win on Sunday Night Football, all occurring in run support...Aided a defense that picked off two passes and forced three turnovers on downs, holding Chicago to one fourth-down conversions on four attempts...**at New York Jets (Nov. 6):** Tallied one tackle in the primetime win over the Jets on *Monday Night Football*...Aided a unit that held the Jets to 3-of-17 on third down (17.6 pct.), totaled a season-high eight sacks, collected three takeaways and didn't allow the Jets to score an offensive touchdown...**vs. Detroit (Nov. 12):** Tallied two tackles in run support...**at Green Bay (Nov. 19):** Supplied two tackles (one solo) in run support...**vs. Baltimore (Nov. 26):** Totaled

## 2023, LOS ANGELES CHARGERS

Date	Opp.	Res.	Games		Tackles					Interceptions					Fumbles			
			P/S	Tot	So	As	Sk	Yd	TFL	No.	Yd	Lg	TD	PD	FF	FR		
09/10	Mia.	L	1/1	0	0	0	0.0	0	0	0	0	0	0	0	0	0	0	
09/17	at Ten.	L (OT)	1/1	4	2	2	0.0	0	0	0	0	0	0	0	0	0	0	
09/24	at Min.	W	1/1	1	0	1	0.0	0	0	0	0	0	0	0	0	0	0	
10/01	L.V.	W	1/1	2	1	1	0.0	0	0	0	0	0	0	0	0	0	1	
10/16	Dal.	L	1/1	3	3	0	0.0	0	1	0	0	0	0	0	0	0	0	
10/22	at K.C.	L	1/1	2	1	1	0.0	0	0	0	0	0	0	0	0	0	0	
10/29	Chi.	W	1/1	3	0	3	0.0	0	0	0	0	0	0	0	0	0	0	
11/06	at NYJ	W	1/1	1	0	1	0.0	0	0	0	0	0	0	0	0	0	0	
11/12	Det.	L	1/1	2	0	2	0.0	0	0	0	0	0	0	0	0	0	0	
11/19	at G.B.	L	1/1	2	1	1	0.0	0	0	0	0	0	0	0	0	0	0	
11/26	Bal.	L	1/1	4	2	2	0.0	0	0	0	0	0	0	0	1	1	0	
12/03	at N.E.	W	1/1	4	3	1	0.0	0	0	0	0	0	0	0	0	1	1	
12/10	Den.	L	1/1	3	2	1	0.0	0	0	0	0	0	0	0	1	1	0	
12/14	at L.V.	L	1/1	8	4	4	0.0	0	0	0	0	0	0	0	0	1	1	
12/23	Buf.	L	1/1	5	4	1	0.0	0	1	0	0	0	0	0	1	1	0	
12/31	at Den.	TBD																
<b>'23 TOTALS</b>				<b>5-10</b>	<b>15/15</b>	<b>44</b>	<b>23</b>	<b>21</b>	<b>0.0</b>	<b>0</b>	<b>2</b>	<b>0</b>	<b>0</b>	<b>0</b>	<b>0</b>	<b>2</b>	<b>1</b>	<b>1</b>

four tackles (two solo) and a forced fumble in the *Sunday Night Football* matchup...On third-and-six near the end of the first half, wrapped around QB Lamar Jackson as he attempted to throw a pass, jarring the ball loose and collecting his first forced fumble of the season and second of his career...Contributed significantly on defended, aiding a unit that held the Ravens to just three points off of turnovers and scoreless in the fourth quarter for just the second time this season, allowing just four conversions on 13 third-down attempts (30.8 pct.)...**at New England (Dec. 3):** Matched a season-high with four tackles (three solo) in the road win...All four of his tackles came on run stops and all prevented the runner from reaching the first-down marker...Helped support a unit that held an opponent scoreless for the first time since 2017 (Week 7) and matched the season-high with eight tackles for loss...**vs. Denver (Dec. 10):** Totaled three tackles (two solo)...**at Las Vegas (Dec. 14):** Totaled a career-high eight tackles (five solo) on *Thursday Night Football*...**vs. Denver (Dec. 23):** Secured five tackles (four solo), one of which registered as a tackle for loss, in the primetime battle...Dropped RB James Cook for a loss of three yards in the fourth quarter, his second tackle for loss of the season...Anchored a defense that held the Bills to zero third-down conversions in the first half.

## AUSTIN JOHNSON NFL STATISTICS

Year	Team	GP	GS	— Tackles —					— Interceptions —					— Fumbles —			ST Tackles	
				Total	Solo	Asst	Sacks	Yds	TFL	No.	Yds	Lg	TD	PD	FF	FR		Yds
2016	Tennessee	10	0	14	7	7	0.5	3	1	0	0	—	0	1	0	0	0	0
2017	Tennessee	16	3	23	14	9	1.0	0	1	0	0	—	0	1	0	0	0	1
2018	Tennessee	16	9	22	13	9	1.0	6	1	0	0	—	0	2	0	0	0	0
2019	Tennessee	16	1	23	11	12	0.0	0	1	0	0	—	0	1	0	0	0	0
2020	New York Giants	16	0	18	8	10	1.0	8	2	0	0	—	0	1	1	0	0	0
2021	New York Giants	17	17	72	31	41	3.5	23.5	6	0	0	—	0	1	0	1	0	0
2022	Los Angeles Chargers	8	8	22	16	6	1.0	10	3	0	0	—	0	1	0	0	0	0
2023	Los Angeles Chargers	15	15	44	23	21	0.0	0	2	0	0	—	0	2	1	1	0	0
<b>NFL Totals</b>		<b>114</b>	<b>53</b>	<b>238</b>	<b>123</b>	<b>115</b>	<b>8.0</b>	<b>50.5</b>	<b>17</b>	<b>0</b>	<b>0</b>	<b>—</b>	<b>0</b>	<b>10</b>	<b>2</b>	<b>2</b>	<b>0</b>	<b>1</b>

POSTSEASON		GP	GS	— Tackles —					— Interceptions —					— Fumbles —			ST Tackles	
Year	Team			Total	Solo	Asst	Sacks	Yds	TFL	No.	Yds	Lg	TD	PD	FF	FR		Yds
2017	Tennessee	2	1	4	2	2	0.0	0	1	0	0	—	0	1	0	0	0	0
2019	Tennessee	3	0	1	1	0	0.0	0	0	0	0	—	0	0	0	0	0	0
<b>Postseason Totals</b>		<b>5</b>	<b>1</b>	<b>5</b>	<b>3</b>	<b>2</b>	<b>0.0</b>	<b>0</b>	<b>1</b>	<b>0</b>	<b>0</b>	<b>—</b>	<b>0</b>	<b>1</b>	<b>0</b>	<b>0</b>	<b>0</b>	<b>0</b>



# ZION JOHNSON ⚡ 77

**GUARD | BOSTON COLLEGE**

6-3 | 316 lbs | BOWIE, MD.

DRAFT 1 — 2022

EXPERIENCE: 2ND NFL SEASON

2ND YEAR WITH CHARGERS

**2023:** Started at LG each of the 15 games...In Week 1, helped anchor an offense that totaled 433 net yards and 30 first downs, while becoming the first NFL team since 2010 to rush for 230 yards and two touchdowns on Kickoff Weekend...Protected QB Justin Herbert as the signal-caller registered his 23rd career 300-yard passing performance...Protected Justin Herbert as he threw for a career-high 40 receptions and a career-best 405 yards in the Week 3 win over Minnesota, as Herbert became the first player in Chagers history to throw for 400 yards with 40 completions, three touchdowns and zero interceptions in a single game and set the NFL's all-time record for most completions in a player's first four seasons...Helped the offense rush for 155 yards in the Week 4 win over the division-rival Raiders...**vs. Miami (Sept. 10):** Started at LG, his first-career start at the position...Supported the offensive unit as the group accounted for 433 net yards offensively with 30 first downs...Helped propel RB Austin Ekeler to total 164 yards from scrimmage, including 117 on the ground and one touchdown, as Ekeler and RB Joshua Kelley became the first pair of Chargers RBs to each eclipse 90 yards rushing in the same game since 2008...As a group, the offense became the league's first unit to rush for 230 yards and two touchdowns on Kickoff Weekend since 2010...**at Tennessee (Sept. 17):** Started at LG...Protected QB Justin Herbert in Week 2, as the signal-caller registered his 23rd career 300-yard passing game, the third-most by any player in their first four professional seasons in NFL history...Aided an offense that accounted for three fourth-down conversions in the first half...**at Minnesota (Sept. 24):** Started at LG...Helped the offense total 475 yards of offense in the game, allowing just one sack on 49 dropbacks...Protected Justin Herbert as he threw for a career-high 40 receptions and a career-best 405 yards in the Week 3 win over Minnesota, as Herbert became the first player in Chagers history to throw for 400 yards with 40 completions, three touchdowns and zero interceptions in a single game and set the NFL's all-time record for most completions in a

## ZION JOHNSON NFL GAMES

Year	Team	GP	GS
2022	Los Angeles Chargers	17	17
2023	Los Angeles Chargers	15	15
<b>NFL Totals</b>		<b>32</b>	<b>32</b>
POSTSEASON			
Year	Team	GP	GS
2022	Los Angeles Chargers	1	1
<b>Postseason Totals</b>		<b>1</b>	<b>1</b>

player's first four seasons...**vs. Las Vegas (Oct. 1):** Started at LG, helping the offense rush for 155 yards on the day...The offense accounted for 95 rushing yards in the first quarter, the most by a Bolts offense in a first quarter since 2017...**vs. Dallas (Oct. 16):** Started at LG, appearing on all 73 offensive snaps...**at Kansas City (Oct. 22):** Started at LG and played all 63 snaps...**vs. Chicago (Oct. 29):** Started at LG and supported a unit that allowed zero sacks in the primetime win on *Sunday Night Football*...**at New York Jets (Nov. 6):** Started at LG and helped RB Austin Ekeler total multiple touchdowns in a winning effort on *Monday Night Football*...**vs. Detroit (Nov. 12):** Started at LG and supported an OL unit that didn't allow a sack...**at Green Bay (Nov. 19):** Started at LT, helping the offense total 150 rushing yards...**vs. Baltimore (Nov. 26):** Started at LG on *Sunday Night Football*...**at New England (Dec. 3):** Started at LG and aided a unit that allowed zero sacks on 61 offensive plays...**vs. Denver (Dec. 10):** Started at LG in the Week 14 matchup...**at Las Vegas (Dec. 14):** Started at LG and played all 68 offensive snaps on *Thursday Night Football*...**vs. Buffalo (Dec. 23):** Started at LG and helped QB Easton Stick secure the third-best completion percentage (70.8 pct.) among all quarterbacks in their first two career starts with at least three passing touchdowns and one rushing score.



# QUENTIN JOHNSTON ⚡ 1

WIDE RECEIVER | TCU

6-2 | 208 lbs | TEMPLE, TEXAS

DRAFT 1 — 2023

EXPERIENCE: ROOKIE

**2023:** Through the first 15 games, has totaled 33 receptions for 385 yards (11.7 avg.) and two touchdowns with a long grab of 57 yards...Set a career-high with 91 yards on three receptions in the Week 14 matchup against Denver, aided by a career-long 57-yard grab in the fourth quarter, which set up a Chargers touchdown four plays later...Totaled a season-best five receptions for 50 yards (10.0 avg.) in the Week 8 win over the Bears on *Sunday Night Football*, moving the chains on four occasions, including twice on third down...Secured first-career touchdown grab, a fourth-quarter, fourth-down receiving touchdown, in the Week 10 loss to Detroit...In his first career NFL game, hauled-in two passes for nine yards (4.5 avg.) with a long of 11 yards...Logged two receptions for 10 yards (5.0 avg.) in the Week 3 win at Minnesota... Secured a season-long 18-yard grab on a third-down conversion in the Week 4 win over the Raiders...Registered a career-long 20-yard grab in the Week 7 matchup at Kansas City...**vs. Miami (Sept. 10):** Made NFL debut, totaling two receptions for nine yards (4.5 avg.), including an 11-yard grab...Near the end of the first half, caught an 11-yard pass from Herbert to continue a drive that ultimately was capped by a K Cameron Dicker 50-yard field goal...**at Tennessee (Sept. 17):** Caught one pass for seven yards (7.0 avg.) in the first quarter, the Chargers' first completion of the game...**at Minnesota (Sept. 24):** Added two receptions for 10 yards (5.0 avg.) with a long reception of seven yards in a winning effort...**vs. Las Vegas (Oct. 1):** Started at WR and totaled one catch for 18 yards, a third-and-1 conversion early in the second quarter, in the home divisional victory...**vs. Dallas (Oct. 16):** Contributed on offense in the *Monday Night Football* matchup...**at Kansas City (Oct. 22):** On third-and-seven, totaled a career-long 20-yard grab, helping move the chains for the offense...**vs. Chicago (Oct. 29):** Totaled a season-high five receptions for 50 yards (10.0 avg.) with a long grab of 18 yards...Reached the first-down marker on three of his five catches, two of which were on third down...**at New York Jets (Nov. 6):** Caught two passes for 14 yards (7.0 avg.), including a third-down 10-yard grab on the first play from scrimmage in the fourth quarter...**vs. Detroit (Nov. 12):** Hauled in four catches for 34 yards (8.5 avg.) and a touchdown, his first NFL receiving score...On a fourth-and-one in the fourth quarter, hit a quick slant followed by a play-fake and caught the pass

2023, LOS ANGELES CHARGERS																
Date	Opp.	Res.	Games		Receiving					Rushing				Scrim		
			P/S	No.	Yds	Avg.	Lg	TD	Att	Yds	Avg.	Lg	TD	Yds		
09/10	Mia.	L	1/0	2	9	4.5	11	0	0	0	—	—	0	9		
09/17	at Ten.	L (OT)	1/0	1	7	7.0	7	0	0	0	—	—	0	7		
09/24	at Min.	W	1/0	2	10	5.0	7	0	0	0	—	—	0	10		
10/01	L.V.	W	1/1	1	18	18.0	18	0	0	0	—	—	0	18		
10/16	Dal.	L	1/0	0	0	—	—	0	0	0	—	—	0	0		
10/22	at K.C.	L	1/1	1	20	20.0	20	0	0	0	—	—	0	20		
10/29	Chi.	W	1/0	5	50	10.0	18	0	0	0	—	—	0	50		
11/06	at NYJ	W	1/0	2	14	7.0	10	0	1	2	2.0	2	0	16		
11/12	Det.	L	1/1	4	34	8.5	17	1	0	0	—	—	0	34		
11/19	at G.B.	L	1/1	2	21	10.5	17	0	0	0	—	—	0	17		
11/26	Bal.	L	1/1	1	7	7.0	7	0	0	0	—	—	0	7		
12/03	at N.E.	W	1/1	5	52	10.4	27	0	0	0	—	—	0	52		
12/10	Den.	L	1/0	3	91	30.3	57	0	0	0	—	—	0	91		
12/14	at L.V.	L	1/1	3	23	11.5	17	1	0	0	—	—	0	23		
12/23	Buf.	L	1/1	2	29	14.5	21	0	1	1	1.0	1	0	30		
12/32	at Den.															
TBD	K.C.															
<b>'23 TOTALS</b>				<b>5-10</b>	<b>15/8</b>	<b>33</b>	<b>385</b>	<b>11.7</b>	<b>57</b>	<b>2</b>	<b>2</b>	<b>3</b>	<b>2.5</b>	<b>2</b>	<b>0</b>	<b>388</b>

from QB Justin Herbert, helping tie the game following the PAT...**at Green Bay (Nov. 19):** Totaled two catches for 21 yards (10.5 avg.) with a long reception of 17 yards...**vs. Baltimore (Nov. 26):** Secured one catch for seven yards early in the third quarter...**at New England (Dec. 3):** Recorded a career-high 52 yards on five receptions (10.4 avg.), with a long of 27 yards, in the rainy winning affair...Caught a season-long 27-yard pass on third down in the third quarter...**vs. Denver (Dec. 10):** Caught three receptions for a career-best 91 yards (30.3 avg.) with a career-long 57 yards...Hauled-in the 57-yard grab on a second-down shot in the fourth quarter, before QB Easton Stick went back in his direction the following play for a 22-yard completion, setting up and eventual Chargers touchdown...**at Las Vegas (Dec. 14):** In his *Thursday Night Football* debut, totaled two catches for 23 yards (11.5 avg.) and a touchdown with a long reception of 17 yards...Found the end zone on the receiving end of a fourth-quarter, third-and-goal pass from QB Easton Stick, his second score of the season...**vs. Buffalo (Dec. 23):** Caught two passes for 29 yards (14.5 avg.) in the primetime bout, including a 21-yard grab on the offense's 14-play, 90-yard scoring drive on the unit's opening possession... Helped QB Easton Stick secure the third-best completion percentage (70.8 pct.) among all quarterbacks in their first two career starts with at least three passing touchdowns and one rushing score.

## QUENTIN JOHNSTON NFL STATISTICS

Year	Team	GP	GS	No.	— Receiving —				Att	— Rushing —				— Scrimmage —	
					Yds	Avg.	Lg	TD		Yds	Avg.	Lg	TD	Yards	
2023	Los Angeles Chargers	15	8	33	385	11.5	57	2	2	3	1.5	2	0	388	
<b>NFL Totals</b>		<b>15</b>	<b>8</b>	<b>33</b>	<b>385</b>	<b>11.5</b>	<b>57</b>	<b>2</b>	<b>2</b>	<b>3</b>	<b>1.5</b>	<b>2</b>	<b>0</b>	<b>388</b>	



# JOSHUA KELLEY ⚡ 25

**RUNNING BACK | UCLA**

5-11 | 212 lbs | LANCASTER, CALIF.

DRAFT 4 — 2020

EXPERIENCE: 4TH NFL SEASON

4TH YEAR WITH CHARGERS

**2023:** Through the first 15 games, has totaled 402 yards on 103 rushes (3.9 avg.) with a long rush of 49 yards and two touchdowns, along with eight receptions for 32 yards (4.0 avg.)...Through the first two weeks, ranked tied for second in the NFL and tops in the AFC with 11 rushing first downs...In the season opener, rushed for a career-high 91 yards on 16 carries (5.7 avg.) with his first touchdown of the season, a four-yard go-ahead score in the fourth quarter...Through Week 1, led all NFL RBs with eight rushing first downs...Helped propel the offense to become the first NFL team since 2010 to total 230 yards on the ground and two rushing touchdowns on Kickoff Weekend...Along with RB Austin Ekeler, became the first pair of Chargers to each rush for 90 yards in the same game since 2008...Served as the primary back in Week 2 at Tennessee, accounting for three of the unit's four rushing first downs...Helped the offense rush for 155 yards, including 95 in the opening quarter, which registered as the most rushing yards by a Bolts offense in the first quarter of a game since 2017...Tallied a career-long 49-yard rushing touchdown in Week 7 at Kansas City, leading the offense on the ground in the game...**vs. Miami (Sept. 10):** Opened the season with a career-high 91 rushing yards on 16 attempts (5.7 avg.), including a four-yard touchdown in the fourth quarter to give the Chargers the lead...Of his 91-yard output, 70 rushing yards occurred in the second half...Supported an offense that totaled 433 net yards and 30 first downs, as he accounted a league-leading eight rushing first downs himself...**at Tennessee (Sept. 17):** Rushed for 39 yards on 13 carries (3.0 avg.) with a long rush of 15 yard and three rushing first downs...**at Minnesota (Sept. 24):** Rushed 11 times for 12 yards (1.1 avg.) with a long carry of four yards...Added one reception for five yards...**vs. Las Vegas (Oct. 1):** Rushed for 65 yards on 17 carries (3.8 avg.) with a long rush of 22 yards and three rushing first downs, helping the offense rack up 155 yards on the ground in the game...On a second down in the first quarter, rushed up the middle, breaking two tackles in the process, to log a season-long 22-yard rush...**vs. Dallas (Oct. 16):** Tallied one rush for two yards and one reception for two yards in the Monday Night Football matchup against the Cowboys...**at Kansas City (Oct. 22):** Led the offense with 75 yards on the

## 2023, LOS ANGELES CHARGERS

Date	Opp.	Res.	Games		Rushing					Receiving					Scrim Yds	
			P/S	No.	Yds	Avg.	Lg	TD	Att	Yds	Avg.	Lg	TD			
09/10	Mia.	L	1/0	16	91	5.7	14	1	0	0	—	—	0	91		
09/17	at Ten.	L (OT)	1/1	13	39	3.0	15	0	0	0	—	—	0	39		
09/24	at Min.	W	1/1	11	12	1.1	4	0	1	5	5.0	5	0	17		
10/01	L.V.	W	1/1	17	65	3.8	22	0	0	0	—	—	0	65		
10/16	Den.	L	1/0	1	2	2.0	2	0	1	2	2.0	2	0	4		
10/22	at K.C.	L	1/0	7	75	10.7	49t	1	0	0	—	—	0	75		
10/29	Chi.	W	1/0	6	21	3.5	5	0	0	0	—	—	0	21		
11/06	at NYJ	W	1/0	3	18	6.0	12	0	1	4	4.0	4	0	22		
11/12	Det.	L	1/0	5	16	3.2	4	0	0	0	—	—	0	16		
11/19	at G.B.	L	1/0	6	13	2.2	7	0	0	0	—	—	0	16		
11/26	Bal.	L	1/0	3	8	2.7	3	0	2	6	3.0	6	0	14		
12/03	at N.E.	W	1/0	6	16	2.7	7	0	2	9	4.5	6	0	25		
12/10	Den.	L	1/0	3	6	2.0	3	0	2	9	4.5	6	0	6		
12/14	at L.V.	L	1/0	5	22	4.4	11	0	2	9	4.5	6	0	22		
12/23	Buf.	L	1/0	1	-2	-2.0	-2	0	0	0	—	—	0	-2		
12/32	at Den.	TBD														
	K.C.															
<b>'23 TOTALS</b>				<b>5-10</b>	<b>15/3</b>	<b>103</b>	<b>402</b>	<b>3.9</b>	<b>49t</b>	<b>2</b>	<b>7</b>	<b>26</b>	<b>3.7</b>	<b>6</b>	<b>0</b>	<b>434</b>

ground on seven carries (10.7 avg.), which included a career-long 49-yard rushing touchdown in the second quarter...Helped the offense total 139 net rushing yards on the day, the third-best output on the ground by the unit in a single game this season...**vs. Chicago (Oct. 29):** Rushed six times for 21 yards (3.5 avg.) with a long of five yards in the *Sunday Night Football* matchup...**at New York Jets (Nov. 6):** Rushed three times for 18 yards (6.0 avg.) moving the chains once and serving as a primary contributor in pass coverage...Added one reception for four yards...**vs. Detroit (Nov. 12):** Rushed five times for 16 yards (3.2 avg.), with a long rush of four yards...**at Green Bay (Nov. 19):** Rushed six times for 13 yards (2.2 avg.)...**vs. Baltimore (Nov. 26):** Totaled 14 yards from scrimmage on five touches (2.8 avg.), helping move the chains on the ground in the *Sunday Night Football* matchup...**at New England (Dec. 3):** Hauled-in two catches for nine yards (4.5 avg.) with a long of six yards, along with six carries for 16 yards (2.7 avg.)...**vs. Denver (Dec. 10):** Rushed three times for six yards (2.0 avg.)...**at Las Vegas (Dec. 14):** Accounted 22 yards on five carries (4.4 avg.) on the ground, along with one reception for six yards...**vs. Buffalo (Dec. 23):** Returned one kickoff, a squip kick, 16 yards to set up the final offensive drive.

## JOSHUA KELLEY NFL STATISTICS

Year	Team	GP	GS	Att	-- Rushing --				No.	-- Receiving --				Yards
					Yds	Avg.	Lg	TD		Yds	Avg.	Lg	TD	
2020	Los Angeles Chargers	14	0	111	354	3.2	33	2	23	148	6.4	35	0	502
2021	Los Angeles Chargers	10	0	33	102	3.1	14	0	5	38	7.6	17	0	140
2022	Los Angeles Chargers	13	1	69	287	4.2	22	2	14	101	7.2	22	0	388
2023	Los Angeles Chargers	15	3	103	402	3.9	49t	2	7	26	3.7	6	0	434
<b>NFL Totals</b>		<b>52</b>	<b>4</b>	<b>316</b>	<b>1,145</b>	<b>3.6</b>	<b>49t</b>	<b>6</b>	<b>49</b>	<b>313</b>	<b>6.4</b>	<b>35</b>	<b>0</b>	<b>1,464</b>

Year	Team	No.	-- Kickoff Returns --				No.	-- Punt Returns --				Yards	
			Yds	Avg.	Lg	TD		FC	Yds	Avg.	Lg		TD
2020	Los Angeles Chargers	2	39	19.5	21	0	0	0	0	-	-	0	541
<b>NFL Totals</b>		<b>2</b>	<b>39</b>	<b>19.5</b>	<b>21</b>	<b>0</b>	<b>0</b>	<b>0</b>	<b>0</b>	<b>-</b>	<b>-</b>	<b>0</b>	<b>541</b>

Year	Team	GP	GS	Att	-- Rushing --				No.	-- Receiving --				Yards
					Yds	Avg.	Lg	TD		Yds	Avg.	Lg	TD	
2022	Los Angeles Chargers	1	0	7	20	2.9	5	0	1	8	8.0	8	0	28
<b>NFL Totals</b>		<b>1</b>	<b>0</b>	<b>7</b>	<b>20</b>	<b>2.9</b>	<b>5</b>	<b>0</b>	<b>1</b>	<b>8</b>	<b>8.0</b>	<b>8</b>	<b>0</b>	<b>28</b>



# ERIC KENDRICKS ⚡ 6

LINEBACKER | UCLA

6-0 | 232 lbs | FRESNO, CALIF.

FREE AGENT — 2023

EXPERIENCE: 9TH NFL SEASON

1ST YEAR WITH CHARGERS

**2023:** Has started all 13 appearances at LB, totaling 96 tackles (67 solo), including 3.5 sacks, seven tackles for loss, one forced fumble and four passes defended...Has registered a sack in three-straight games, the longest active streak in the NFL among LBs... Ranks third on the team in total tackles despite missing two outings...In his first game as a member of the Chargers, totaled seven tackles (four solo) and one pass defended, contributing to a unit that totaled 10 passes defended on the day, tying for the second-most in Week 1 across the NFL and the most by any Chargers defense during Kickoff Weekend since at least 1991... Helped lead a defensive unit that limited the Raiders to just one third-down conversion (1-for-11) in the Week 4 win over the Raiders...Tallied a then-season-high nine tackles (seven solo) and a forced fumble in the Week 7 divisional matchup at Kansas City, before leading the Chargers with a season-high 10 tackles in the Week 8 primetime win over the Bears on *Sunday Night Football*...Totaled a game-high 10 tackles (six solo), one sack and two tackles for loss in the Week 13 win at New England on a rainy afternoon...Registered his third-straight game with a sack in the Week 15 *Thursday Night Football* matchup, his third double-digit tackle outing of the season and 37th of his career, which is fifth-most in the NFL since he entered the league in 2015...**vs. Miami (Sept. 10):** Opened the season with seven tackles (four solo) and one pass defended...On third-and-two in the second quarter, forced an incompleteness on a QB Tua Tagovailoa pass intended for TE Durham Smythe, leading to a Dolphins punt...Contributed to a defense that limited the Dolphins' offense to an average of 3.5 yards per carry...**at Tennessee (Sept. 17):** Inactive (hamstring/NIR-personal)...**vs. Las Vegas (Oct. 1):** Returned to the lineup and started at LB, amassing six tackles (four solo) in the winning effort...Supported a unit that held the Raiders to just one third-down conversion, forcing Las Vegas to go just 1-for-11 (9.1 pct.) on third down...**vs. Dallas (Oct. 16):** Totaled a season-high eight tackles (six solo) as a stalwart for the defense in the primetime matchup on Monday Night Football...**at Kansas City (Oct. 22):** Totaled nine tackles (seven solo) in the divisional road matchup, finishing with the second-most tackles on the day for the Bolts... On second-and-seven in the third quarter, was covering TE Blake Bell and, after a football move, forced the ball away from Bell, causing his first forced fumble as a member of the Chargers... **vs. Chicago (Oct. 29):** Led the defense with 10 tackles (nine solo), adding one pass defended...On third-and-eight in the third quarter, dropped into coverage and jumped to make a leaping deflection on a pass intended to go across the middle...Aided a defense that picked off two passes and forced three turnovers on downs, holding Chicago to one fourth-down conversions on four attempts...**at New York Jets (Nov. 6):** Totaled four tackles, as well as one pass defended on a deflection across the middle in the second quarter, in the primetime win on *Monday Night Football*... Aided a unit that held the Jets to 3-of-17 on third down (17.6 pct.), totaled a season-high eight sacks, collected three takeaways and didn't allow the Jets to score an offensive touchdown...**vs. Detroit**

## 2023, LOS ANGELES CHARGERS

Date	Opp.	Res.	Games		Tackles						Interceptions				Fumbles			
			P/S	P/S	Tot	So	As	Sk	Yd	TFL	No.	Yd	Lg	TD	PD	FF	FR	
09/10	Mia.	L	1/1		7	4	3	0.0	0	0	0	0	0	0	0	1	0	0
09/17	at Ten.	L (OT)	0/0															
09/24	at Min.	W	0/0															
10/01	L.V.	W	1/1		6	4	2	0.0	0	0	0	0	0	0	0	0	0	0
10/16	Dal.	L	1/1		8	6	2	0.0	0	0	0	0	0	0	0	0	0	0
10/22	at K.C.	L	1/1		9	7	2	0.0	0	1	0	0	0	0	0	0	1	0
10/29	Chi.	W	1/1		10	9	1	0.0	0	0	0	0	0	0	1	0	0	0
11/06	at NYJ	W	1/1		4	2	2	0.0	0	0	0	0	0	0	0	1	0	0
11/12	Det.	L	1/1		6	5	1	0.0	0	0	0	0	0	0	0	0	0	0
11/19	at G.B.	L	1/1		9	6	3	0.0	0	1	0	0	0	0	0	0	0	0
11/26	Bal.	L	1/1		7	4	3	0.0	0	1	0	0	0	0	0	0	0	0
12/03	at N.E.	W	1/1		10	6	4	1.0	2	2	0	0	0	0	0	0	0	0
12/10	Den.	L	1/1		5	3	2	1.0	8	1	0	0	0	0	0	0	0	0
12/14	at L.V.	L	1/1		12	9	3	1.0	6	1	0	0	0	0	1	0	0	0
12/23	Buf.	L	1/1		3	2	1	0.5	3.5	0	0	0	0	0	0	0	0	0
12/31	at Den.	TBD																
	K.C.																	
<b>'23 TOTALS</b>					<b>96</b>	<b>67</b>	<b>29</b>	<b>3.5</b>	<b>19.5</b>	<b>7</b>	<b>0</b>	<b>0</b>	<b>0</b>	<b>0</b>	<b>4</b>	<b>1</b>	<b>0</b>	<b>0</b>

**(Nov. 12):** Totaled six tackles (three solo) in the home contest...**at Green Bay (Nov. 19):** Registered nine tackles (six solo), including one for a loss...**vs. Baltimore (Nov. 26):** Secured seven tackles (four solo), including one for a loss, in the *Sunday Night Football* matchup...Dropped RB Keaton Mitchell for a loss of one yards in the third quarter for his third tackle for loss of the season... Contributed significantly on defense, aiding a unit that held the Ravens to just three points off of turnovers and scoreless in the fourth quarter for just the second time this season, allowing just four conversions on 13 third-down attempts (30.8 pct.)...**at New England (Dec. 3):** Led the defense with a game-high 10 tackles (six solo), two sacks and two tackles for loss...Midway through the fourth quarter, on third-and-five, dropped QB Bailey Zappe for a loss of two yards, forcing an ensuing fourth down and Patriots punt...Coming out of the first-half's two-minute warning, corralled and dropped RB Ezekiel Elliott for a loss of one yard on second down, forcing a third-and-long...Helped the Bolts tied a season-high with eight tackles for loss in the game, holding an opponent to zero points for the first time since 2017 (Week 7)...**vs. Denver (Dec. 10):** Totaled five tackles (three solo), including one sack and one tackle for loss...Registered his second sack in as many weeks, dropping QB Russell Wilson on third down in the third quarter, leading to a punt...**at Las Vegas (Dec. 14):** Recorded a team-best 12 tackles (nine solo), one sack and one pass defended on *Thursday Night Football*...Secured his third-straight game with a sack, the longest active streak by any LB in the league...Logged his third double-digit tackle performance of the season and 37th of his career, the fifth-most by any player in the league since 2015... Added a pass defended, his fourth of the season, on a third-down breakup on a pass intended for WR Davante Adams...**vs. Buffalo (Dec. 23):** Started at LB and totaled three tackles, including one half-sack...Partnered with OLB Tuli Tuipulotu on a sack of QB Josh Allen on third down in the fourth quarter...Anchored a defense that did not allow Buffalo to convert a single third down in the first half.



## ERIC KENDRICKS NFL STATISTICS

Year	Team	GP	GS	— Tackles —					— Interceptions —					— Fumbles —			ST Tackles	
				Total	Solo	Asst	Sacks	Yds	TFL	No.	Yds	Lg	TD	PD	FF	FR		Yds
2015	Minnesota	14	11	92	72	20	4.0	23	8	0	0	—	0	1	0	0	0	0
2016	Minnesota	15	14	109	70	39	2.5	25.5	9	1	77	77t	1	9	1	1	0	0
2017	Minnesota	16	16	113	67	46	1.0	4	10	1	31	31t	1	6	0	0	0	0
2018	Minnesota	14	14	108	63	45	1.0	12	3	2	3	3	0	7	1	1	0	0
2019	Minnesota	15	15	110	70	40	0.5	4.5	4	0	0	—	0	12	2	2	25	0
2020	Minnesota	11	11	107	69	38	0.0	0	4	3	0	0	0	6	0	0	0	0
2021	Minnesota	15	15	143	81	62	5.0	36	8	2	22	22	0	4	0	1	2	0
2022	Minnesota	17	17	137	87	50	1.0	8	8	0	0	—	0	6	0	1	0	0
2023	Los Angeles Chargers	13	13	96	67	29	3.5	19.5	7	0	0	—	0	4	1	0	0	0
<b>NFL Totals</b>		<b>130</b>	<b>126</b>	<b>1,015</b>	<b>646</b>	<b>369</b>	<b>18.5</b>	<b>132.5</b>	<b>61</b>	<b>9</b>	<b>133</b>	<b>77t</b>	<b>2</b>	<b>55</b>	<b>5</b>	<b>6</b>	<b>27</b>	<b>0</b>

POSTSEASON		GP	GS	— Tackles —					— Interceptions —					— Fumbles —			ST Tackles	
Year	Team			Total	Solo	Asst	Sacks	Yds	TFL	No.	Yds	Lg	TD	PD	FF	FR		Yds
2015	Minnesota	1	1	8	4	4	0.0	0	0	0	0	—	0	2	0	0	0	0
2017	Minnesota	2	2	16	13	3	0.0	0	0	0	0	—	0	2	0	0	0	0
2019	Minnesota	2	2	13	5	8	0.0	0	0	1	4	4	0	2	0	0	0	0
2022	Minnesota	1	1	6	5	1	1.0	5	1	0	0	—	0	1	0	0	0	0
<b>Postseason Totals</b>		<b>6</b>	<b>6</b>	<b>43</b>	<b>27</b>	<b>16</b>	<b>1.0</b>	<b>5</b>	<b>1</b>	<b>1</b>	<b>4</b>	<b>4</b>	<b>0</b>	<b>7</b>	<b>0</b>	<b>0</b>	<b>0</b>	<b>0</b>



# RAHEEM LAYNE ⚡ 41

**SAFETY | INDIANA**

5-11 | 192 lbs | DELAND, FLA.

FREE AGENT — 2022

EXPERIENCE: 2ND NFL SEASON

2ND YEAR WITH CHARGERS

**2023:** Prior to being placed on Reserve/Injured (knee) following Week 6, appeared in all five games (one start), totaling five tackles (three solo)...Started at S in the Week 4 in against Las Vegas, totaling three tackles (two solo), helping the defense hold the Raiders to just one third-down conversion in the game...Primarily contributed on special teams each of the first three weeks, while adding game action defensively in Week 3...**vs. Miami (Sept. 10):** Saw action on 15 special teams snaps...**at Tennessee (Sept. 17):** Contributed on 20 special teams plays in the road contest...**at Minnesota (Sept. 24):** Totaled two solo stops defensively in his first game action not on special teams...Added 12 special teams snaps in the game...**vs. Las Vegas (Oct. 1):** Started at S, his first-career NFL start, and played all 73 snaps defensively in the game, just one of three Chargers to do so...Totaled three tackles (one solo), helping the defense hold the Raiders to 1-for-11 on third down (9.1 pct.)...**vs. Dallas (Oct. 16):** Primarily contibuted on special teams in the primetime matchup on *Monday Night Football*.

2023, LOS ANGELES CHARGERS																	
Date	Opp.	Res.	Games P/S	Tackles						Interceptions				Fumbles			
				Tot	So	As	Sk	Yd	TFL	No.	Yd	Lg	TD	PD	FF	FR	
09/10	Mia.	L	1/0	0	0	0	0.0	0	0	0	0	0	0	0	0	0	0
09/17	at Ten.	L (OT)	1/0	0	0	0	0.0	0	0	0	0	0	0	0	0	0	0
09/24	at Min.	W	1/0	2	2	0	0.0	0	0	0	0	0	0	0	0	0	0
10/01	L.V.	W	1/1	3	1	2	0.0	0	0	0	0	0	0	0	0	0	0
10/16	Dal.	L	1/0	0	0	0	0.0	0	0	0	0	0	0	0	0	0	0
10/22	at K.C.	L	0/0	— Reserve/Injured —													
10/29	Chi.	W	0/0	— Reserve/Injured —													
11/06	at NYJ	W	0/0	— Reserve/Injured —													
11/12	Det.	L	0/0	— Reserve/Injured —													
11/19	at G.B.	L	0/0	— Reserve/Injured —													
11/26	Bal.	L	0/0	— Reserve/Injured —													
12/03	at N.E.	W	0/0	— Reserve/Injured —													
12/10	Den.	L	0/0	— Reserve/Injured —													
12/14	at L.V.	L	0/0	— Reserve/Injured —													
12/23	Buf.	L	0/0	— Reserve/Injured —													
12/31	at Den.																
TBD	K.C.																
<b>'23 TOTALS</b>			<b>5-10</b>	<b>5/1</b>	<b>5</b>	<b>3</b>	<b>2</b>	<b>0.0</b>	<b>0</b>	<b>0</b>	<b>0</b>	<b>0</b>	<b>0</b>	<b>0</b>	<b>0</b>	<b>0</b>	<b>0</b>

## RAHEEM LAYNE NFL STATISTICS

Year	Team	GP	GS	— Tackles —				Yds	TFL	— Interceptions —				— Fumbles —			ST Tackles	
				Total	Solo	Asst	Sacks			No.	Yds	Lg	TD	PD	FF	FR		Yds
2022	Los Angeles Chargers	6	0	0	0	0	0.0	0	0	0	0	0	0	0	0	0	0	1
2023	Los Angeles Chargers	5	1	5	3	2	0.0	0	0	0	0	0	0	0	0	0	0	0
<b>NFL Totals</b>		<b>13</b>	<b>1</b>	<b>5</b>	<b>3</b>	<b>2</b>	<b>0.0</b>	<b>0</b>	<b>0</b>	<b>0</b>	<b>0</b>	<b>0</b>	<b>0</b>	<b>0</b>	<b>0</b>	<b>0</b>	<b>0</b>	<b>1</b>
<b>POSTSEASON</b>		GP	GS	— Tackles —				Yds	TFL	— Interceptions —				— Fumbles —			ST Tackles	
Year	Team			Total	Solo	Asst	Sacks			No.	Yds	Lg	TD	PD	FF	FR		Yds
2022	Los Angeles Chargers	1	0	0	0	0	0.0	0	0	0	0	0	0	0	0	0	0	0
<b>Postseason Totals</b>		<b>1</b>	<b>0</b>	<b>0</b>	<b>0</b>	<b>0</b>	<b>0.0</b>	<b>0</b>	<b>0</b>	<b>0</b>	<b>0</b>	<b>0</b>	<b>0</b>	<b>0</b>	<b>0</b>	<b>0</b>	<b>0</b>	<b>0</b>



# DEANE LEONARD ⚡ 33

DEFENSIVE BACK | MISSISSIPPI

6-0 | 195 lbs | CALGARY, ALBERTA, CANADA

DRAFT 7a — 2022

EXPERIENCE: 2ND NFL SEASON

2ND YEAR WITH CHARGERS

**2023:** Has appeared in nine games (three starts), most recently starting at CB...Owns 20 tackles (15 solo) and three passes defended, while adding six tackles on special teams coverage, tied for the most on the team...**vs. Miami (Sept. 10):** Opened the season with 18 snaps contributed on special teams...**at Tennessee (Sept. 17):** Saw action on 21 special teams snaps...**at Minnesota (Sept. 24):** Contributed on 14 special teams plays...**vs. Las Vegas (Oct. 1):** Inactive (hamstring)...**vs. Chicago (Oct. 29):** Returned to the lineup and served as a primary contributor on defense and on special teams...Aided a defense that picked off two passes and forced three turnovers on downs, holding Chicago to one fourth-down conversions on four attempts...**at New York Jets (Nov. 6):** Secured two tackles, both on punt coverage, in the primetime win on *Monday Night Football*, as well as one pass defended late in the game in coverage of WR Garrett Wilson and one tackle...Aided a unit that held the Jets to 3-of-17 on third down (17.6 pct.), totaled a season-high eight sacks, collected three takeaways and didn't allow the Jets to score an offensive touchdown...**vs. Detroit (Nov. 12):** Started at CB and recorded a career-high five tackles (two solo) and one pass defended, his second in as many weeks, in the matchup...On back-to-back plays late in the first quarter, had pass attempts in his direction, both of which resulted in incompletions...Registered his first career pass defended in coverage of Lions WR Amon-Ra St. Brown on a deep pass down the Chargers' sideline, which he broke up...Also contributed on special teams...**at Green Bay (Nov. 19):** Totaled three special teams tackles, the most by any Chargers player in a single game since 2021, in the road matchup...**vs. Baltimore (Nov. 26):** Started at CB and secured seven solo tackles, including one tackle for loss...In the third quarter, read the offensive concept and pursued WR Zay Flowers on a screen pass, dropping Flowers for a loss

2023, LOS ANGELES CHARGERS																		
Date	Opp.	Res.	Games		Tackles						Interceptions				Fumbles			
			P/S	Tot	So	As	Sk	Yd	TFL	No.	Yd	Lg	TD	PD	FF	FR		
09/10	Mia.	L	1/0	0	0	0	0.0	0	0	0	0	0	0	0	0	0	0	
09/17	at Ten.	L (OT)	1/0	0	0	0	0.0	0	0	0	0	0	0	0	0	0	0	
09/24	at Min.	W	1/0	0	0	0	0.0	0	0	0	0	0	0	0	0	0	0	
10/01	L.V.	W	0/0	— Inactive —														
10/16	Dal.	L	0/0	— Inactive —														
10/22	at K.C.	L	0/0	— Inactive —														
10/29	Chi.	W	1/0	0	0	0	0.0	0	0	0	0	0	0	0	0	0	0	
11/06	at NYJ	W	1/0	1	1	0	0.0	0	0	0	0	0	0	0	0	1	0	
11/12	Det.	L	1/1	5	2	3	0.0	0	0	0	0	0	0	0	1	0	0	
11/19	at G.B.	L	1/0	0	0	0	0.0	0	0	0	0	0	0	0	0	0	0	
11/26	Bal.	L	1/1	7	7	0	0.0	0	1	0	0	0	0	0	0	0	0	
12/03	at N.E.	W	1/1	7	5	2	0.0	0	0	0	0	0	0	0	1	0	0	
12/10	Den.	L	0/0	— Inactive —														
12/14	at L.V.	L	0/0	— Inactive —														
12/23	Buf.	L	0/0	— Inactive —														
12/31	at Den.			— Inactive —														
TBD	K.C.			— Inactive —														
<b>'23 TOTALS</b>				<b>5-10</b>	<b>9/3</b>	<b>20</b>	<b>15</b>	<b>5</b>	<b>0.0</b>	<b>0</b>	<b>1</b>	<b>0</b>	<b>0</b>	<b>—</b>	<b>0</b>	<b>3</b>	<b>0</b>	<b>0</b>

of five yards on the attempted screen...Contributed significantly on defended, aiding a unit that held the Ravens to just three points off of turnovers and scoreless in the fourth quarter for just the second time this season, allowing just four conversions on 13 third-down attempts (30.8 pct.)...**at New England (Dec. 3):** Matched his career-high, set in Week 12, with seven tackles (five solo), adding a pass defended...Broke up a pass intended for WR DeVante Parker on the Patriots' final offensive drive, his third pass defended of the season...Also added a tackle as a gunner on punt coverage in the third quarter, his team-leading sixth special teams tackle of the year...Helped support a unit that held an opponent scoreless for the duration of the game for the first time since 2017 (Week 7) and matched a season-best with eight tackles for loss...**vs. Denver (Dec. 10):** Inactive.

## DEANE LEONARD NFL STATISTICS

Year	Team	GP	GS	— Tackles —					Yds	TFL	— Interceptions —					— Fumbles —			ST Tackles
				Total	Solo	Asst	Sacks	No.			Yds	Lg	TD	PD	FF	FR	Yds		
2022	Los Angeles Chargers	16	0	0	0	0	0.0	0	0	0	0	0	0	0	1	1	0	5	
2023	Los Angeles Chargers	9	3	20	15	5	0.0	0	1	0	0	—	0	3	0	0	0	6	
<b>NFL Totals</b>		<b>26</b>	<b>3</b>	<b>20</b>	<b>15</b>	<b>5</b>	<b>0.0</b>	<b>0</b>	<b>1</b>	<b>0</b>	<b>0</b>	<b>—</b>	<b>0</b>	<b>3</b>	<b>1</b>	<b>1</b>	<b>0</b>	<b>12</b>	

Year	Team	GP	GS	— Tackles —					Yds	TFL	— Interceptions —					— Fumbles —			ST Tackles
				Total	Solo	Asst	Sacks	No.			Yds	Lg	TD	PD	FF	FR	Yds		
2022	Los Angeles Chargers	1	0	0	0	0	0.0	0	0	0	0	0	0	0	0	0	0	0	
<b>Postseason Totals</b>		<b>1</b>	<b>0</b>	<b>0</b>	<b>0</b>	<b>0</b>	<b>0.0</b>	<b>0</b>	<b>0</b>	<b>0</b>	<b>0</b>	<b>0</b>	<b>0</b>	<b>0</b>	<b>0</b>	<b>0</b>	<b>0</b>	<b>0</b>	



# COREY LINSLEY ⚡ 63

CENTER | OHIO STATE

6-3 | 301 lbs | BOARDMAN, OHIO

UFA (GB) — 2021

EXPERIENCE: 10TH NFL SEASON

3RD YEAR WITH CHARGERS

**2023:** Placed on Reserve/NFI in advance of Week 4...Started at C in each of the first three games...In Week 1, helped anchor an offense that totaled 433 net yards and 30 first downs, while becoming the first NFL team since 2010 to rush for 230 yards and two touchdowns on Kickoff Weekend...Protected QB Justin Herbert in Week 2, as the signal-caller registered his 23rd career 300-yard passing game, the third-most by any player in their first four professional seasons in NFL history...Protected Justin Herbert as he threw for a career-high 40 receptions and a career-best 405 yards in the Week 3 win over Minnesota, as Herbert became the first player in Chagers history to throw for 400 yards with 40 completions, three touchdowns and zero interceptions in a single game and set the NFL's all-time record for most completions in a player's first four seasons...**vs. Miami (Sept. 10):** Started at C, his 130th career start and appearance...Supported the offensive unit as the group accounted for 433 net yards offensively with 30 first downs...Helped propel RB Austin Ekeler to total 164 yards from scrimmage, including 117 on the ground and one touchdown, as Ekeler and RB Joshua Kelley became the first pair of Chargers RBs to each eclipse 90 yards rushing in the same game since 2008...As a group, the offense became the league's first unit to rush for 230 yards and two touchdowns on Kickoff Weekend since 2010...**at Tennessee (Sept. 17):** Started at C...Protected QB Justin Herbert in Week 2, as the signal-caller registered his 23rd career 300-yard passing game, the third-most by any player in their first four professional seasons in NFL history...Aided an offense that accounted for three fourth-down conversions in the first half...**at Minnesota (Sept. 24):** Started at C...Helped the offense total 475 yards of offense in the game, allowing just one sack on 49 dropbacks...Protected Justin Herbert as he threw for a career-high

## COREY LINSLEY NFL GAMES

Year	Team	GP	GS
2014	Green Bay	16	16
2015	Green Bay	13	13
2016	Green Bay	9	9
2017	Green Bay	16	16
2018	Green Bay	16	16
2019	Green Bay	16	16
2020	Green Bay	13	13
2021	Los Angeles Chargers	16	16
2022	Los Angeles Chargers	14	14
2023	Los Angeles Chargers	3	3
<b>NFL Totals</b>		<b>132</b>	<b>132</b>

POSTSEASON			
Year	Team	GP	GS
2014	Green Bay	2	2
2015	Green Bay	2	2
2016	Green Bay	3	3
2019	Green Bay	2	2
2020	Green Bay	2	2
2022	Los Angeles Chargers	1	1
<b>Postseason Totals</b>		<b>12</b>	<b>12</b>

*On Reserve/PUP for first seven games of 2016 season.  
On Reserve/Injured for three games during 2020 season.*

40 receptions and a career-best 405 yards in the Week 3 win over Minnesota, as Herbert became the first player in Chagers history to throw for 400 yards with 40 completions, three touchdowns and zero interceptions in a single game and set the NFL's all-time record for most completions in a player's first four seasons.



# BLAKE LYNCH ⚡ 53

LINEBACKER | BAYLOR

6-3 | 225 lbs | GILMER, TEXAS

FREE AGENT — 2023

EXPERIENCE: 3RD NFL SEASON

1ST YEAR WITH CHARGERS

**2023:** After spending training camp with the Chargers, returned to the club prior to Week 8, signing to the practice squad...Signed to the active roster prior to Week 12, the same week in which he made his Chargers debut...**vs. Baltimore (Nov. 26):** Appeared in first game as a member of the Chargers, seeing action on 12 special teams snap...**at New England (Dec. 3):** Supplied a tackle on punt coverage following the offense's opening possession, his first special teams stop of the season, in the road win...Saw action on a team-high 19 special teams snaps...**vs. Denver (Dec. 10):** Served as a primary contributor on special teams, securing a tackle on punt coverage, his second of the season since returning to the Chargers...**at Las Vegas (Dec. 14):** Supplied one tackle on kickoff coverage, his third special teams tackle of the season, on *Thursday Night Football*...**vs. Buffalo (Dec. 23):** Served as a primary contributor on special teams, aiding a unit that collected their second takeaway of the season, which ties for the second-most by any team in the NFL.

2023, LOS ANGELES CHARGERS																			
Date	Opp.	Res.	Games P/S	Tackles					Interceptions					Fumbles					
				Tot	So	As	Sk	Yd	TFL	No.	Yd	Lg	TD	PD	FF	FR			
09/10	Mia.	L	0/0	— Not on Roster —															
09/17	at Ten.	L (OT)	0/0	— Not on Roster —															
09/24	at Min.	W	0/0	— Not on Roster —															
10/01	L.V.	W	0/0	— Not on Roster —															
10/16	Dal.	L	0/0	— Not on Roster —															
10/22	at K.C.	L	0/0	— Not on Roster —															
10/29	Chi.	W	0/0	— Practice Squad —															
11/06	at NYJ	W	0/0	— Practice Squad —															
11/12	Det.	L	0/0	— Practice Squad —															
11/19	at G.B.	L	0/0	— Practice Squad —															
11/26	Bal.	L	1/0	0	0	0	0.0	0	0	0	0	0	—	0	0	0	0		
12/03	at N.E.	W	1/0	0	0	0	0.0	0	0	0	0	0	—	0	0	0	0		
12/10	Den.	L	1/0	0	0	0	0.0	0	0	0	0	0	—	0	0	0	0		
12/14	at L.V.	L	1/0	0	0	0	0.0	0	0	0	0	0	—	0	0	0	0		
12/23	Buf.	L	1/0	0	0	0	0.0	0	0	0	0	0	—	0	0	0	0		
12/31	at Den.																		
TBD	K.C.																		
<b>'23 TOTALS</b>				<b>5-10</b>	<b>5/0</b>	<b>0</b>	<b>0</b>	<b>0</b>	<b>0.0</b>	<b>0</b>	<b>0</b>	<b>0</b>	<b>0</b>	<b>0</b>	<b>—</b>	<b>0</b>	<b>0</b>	<b>0</b>	<b>0</b>

## BLAKE LYNCH NFL STATISTICS

Year	Team	GP	GS	— Tackles —					Yds	TFL	— Interceptions —					— Fumbles —			ST Tackles	
				Total	Solo	Asst	Sacks	No.			Yds	Lg	TD	PD	FF	FR	Yds			
2020	Minnesota	4	1	11	7	4	0.0	0	0	0	0	—	0	1	0	0	0	0	0	1
2021	Minnesota	16	6	30	19	11	2.0	16	1	1	2	2	0	2	1	1	0	0	0	5
2023	Los Angeles Chargers	5	0	0	0	0	0.0	0	0	0	0	—	0	0	0	0	0	0	0	3
<b>NFL Totals</b>		<b>25</b>	<b>7</b>	<b>41</b>	<b>26</b>	<b>15</b>	<b>2.0</b>	<b>16</b>	<b>1</b>	<b>1</b>	<b>2</b>	<b>2</b>	<b>0</b>	<b>3</b>	<b>1</b>	<b>1</b>	<b>0</b>	<b>0</b>	<b>0</b>	<b>9</b>



# KHALIL MACK ⚡ 52

**OUTSIDE LINEBACKER | BUFFALO**

6-3 | 269 lbs | FORT PIERCE, FLA.

TRADE (CHI) — 2022

EXPERIENCE: 10TH NFL SEASON

2ND YEAR WITH CHARGERS

**2023:** Through 15 games (all starts), leads the team with 15 sacks, which tie his single-season career-best and were the most by any Chargers defender through the first 12 games of a single season in franchise history...Has totaled 62 tackles (47 solo), along with an NFL-best five forced fumbles, 16 tackles for loss and eight passes defended...Leads the NFL with five strip sacks this season, aiding a defensive unit that leads the NFL with 26 sacks on third down this season...His eight passes defended are tied for the most by a defensive lineman this season across the league...Totaled six sacks in the Week 4 win over Las Vegas, setting a single-game career-high and a single-game Chargers record in the process... Became just the sixth player in NFL history to total six sacks in a single game since the individual sack became an official statistic in 1982, totaling the most sacks by any player in the league since 2017...His career-high six sacks helped him join all of Famer Derrick Thomas as the only players to have multiple performances of at least five sacks...Two of his six takedowns registered as strip-sacks, tying a team-record for the most by any player in a single game, as his now 21 career strip-sacks are the second-most since he entered the NFL in 2014...Secured two sacks in the Week 11 matchup against the Ravens on *Sunday Night Football*, setting the franchise record for most sacks through the first 11 games by a Chargers defender in a single season...Reached 12 sacks on the season in the game, becoming just the second player since individual sacks became an official statistic in 1982 to register a 12-sack season with three different franchises, joining Hall of Famer Kevin Greene...Opened the season with two tackles in Week 1, helping thwart the Dolphins' rushing attack by contributing to a unit that limited Miami to just 3.5 yards per rush attempt... Aided a defensive unit that totaled a season-high five sacks in the Week 2 matchup at Tennessee...Dropped Patriots QB Bailey Zappe twice in the Week 13 road win, taking his season total to a league-leading 15 sacks on the season as the two-sack performance was his fifth of the year, the most by any player in the NFL in 2023...**vs. Miami (Sept. 10):** Totaled two tackles in the season opener...**at Tennessee (Sept. 17):** Tallied five tackles (three solo) and one pass defended in the road contest...In the third quarter, batted down a pass intended for RB Derrick Henry in the flat, securing his first pass defended of the season...**at Minnesota (Sept. 24):** Supplied one solo stop and two quarterback hits in the win at Minnesota, aiding a defensive that held the Vikings to zero third-down conversions in the first half...**vs. Las Vegas (Oct. 1):** Recorded a career-high six sacks, setting the franchise record for most sacks in a single game, in the Week 4 win over the division-rival Raiders... Led the defense with 10 tackles (eight solo), five tackles for loss, four quarterback hits and a pass breakup...Became just the second player in league history to register multiple outings with at least five sacks in thier career (Derrick Thomas), as his six sacks were the most by any player in the NFL since 2017 (Adrian Clayborn)... Became just the sixth player to register at least six sacks in a single game since the sack became an individual statistic in 1982...Forced fumbles on two of his sacks, registering two strip-sacks in the

## 2023, LOS ANGELES CHARGERS

Date	Opp.	Res.	Games		Tackles						Interceptions				Fumbles				
			P/S		Tot	So	As	Sk	Yd	TFL	No.	Yd	Lg	TD	PD	FF	FR		
09/10	Mia.	L	1/1		2	2	0	0.0	0	0	0	0	0	0	0	0	0		
09/17	at Ten.	L (OT)	1/1		6	3	3	0.0	0	0	0	0	0	0	1	0	0		
09/24	at Min.	W	1/1		1	1	0	0.0	0	0	0	0	0	0	0	0	0		
10/01	L.V.	W	1/1		10	8	2	6.0	45	5	0	0	0	0	1	2	0		
10/16	Dal.	L	1/1		4	2	2	1.0	11	1	0	0	0	0	0	0	0		
10/22	at K.C.	L	1/1		1	0	1	0.0	0	0	0	0	0	0	0	0	0		
10/29	Chi.	W	1/1		1	1	0	0.0	0	1	0	0	0	0	0	0	0		
11/06	at NYJ	W	1/1		5	3	2	2.0	7	1	0	0	0	0	1	1	0		
11/12	Det.	L	1/1		4	4	0	0.0	7	1	0	0	0	0	0	0	0		
11/19	at G.B.	L	1/1		8	8	0	2.0	22	2	0	0	0	0	1	1	0		
11/26	Bal.	L	1/1		6	4	2	2.0	13	1	0	0	0	0	1	0	0		
12/03	at N.E.	W	1/1		5	5	0	2.0	18	2	0	0	0	0	0	1	0		
12/10	Den.	L	1/1		2	1	1	0.0	0	0	0	0	0	0	1	0	0		
12/14	at L.V.	L	1/1		3	2	1	0.0	0	1	0	0	0	0	2	0	0		
12/23	Buf.	L	1/1		4	3	1	0.0	0	1	0	0	0	0	0	0	0		
12/31	at Den.	K.C.																	
TBD																			
<b>'23 TOTALS</b>					<b>5-10</b>	<b>15/15</b>	<b>62</b>	<b>47</b>	<b>15</b>	<b>15.0</b>	<b>116</b>	<b>16</b>	<b>0</b>	<b>0</b>	<b>—</b>	<b>0</b>	<b>8</b>	<b>5</b>	<b>0</b>

game, tying a team record for a single-game performance, taking his career total to 21 strip-sacks, the second most by any player since he entered the league in 2014...Supported a defense that held the Raiders to just one third-down conversion (1-for-11)...**vs. Dallas (Oct. 16):** Totaled four tackles (two solo), including a sack, in the primetime matchup...On third down of the game's opening drive, dropped QB Dak Prescott for a loss of 11 yards, his seventh sack of the season...**at Kansas City (Oct. 22):** Supplied one solo tackle, a first-down run stop of RB Isiah Pacheco in the third quarter...**vs. Chicago (Oct. 29):** Totaled one solo tackle, a tackle for loss on a run stop, in his first game against his former team, the Bears, in a primetime victory on *Sunday Night Football*...Dropped WR Trent Taylor, who was attempting an end around, for a loss of two yards...Aided a defense that picked off two passes and forced three turnovers on downs, holding Chicago to one fourth-down conversions on four attempts...**at New York Jets (Nov. 6):** Registered his second multi-sack game, totaling two takedowns in the primetime win on *Monday Night Football*...Helped the Chargers reach 19 sacks on third down for the season, the most in the NFL through the league's first nine weeks...On his second drop of QB Zach Wilson, caused a fumble, one that was ultimately recovered by S Alohi Gilman and returned 48 yards, leading to a Chargers score on the ensuing possession...Aided a unit that held the Jets to 3-of-17 on third down (17.6 pct.), totaled a season-high eight sacks, collected three takeaways and didn't allow the Jets to score an offensive touchdown...**vs. Detroit (Nov. 12):** Recorded four solo tackles, one of which was behind the line of scrimmage to register as a tackle for loss...On the Lions' final drive, dropped Lions RB David Montgomery for a loss of one yard on a rushing attempt, registering a tackle for loss...**at Green Bay (Nov. 19):** Totaled eight solo stops, tying a season high, including two sacks, in the road matchup...Brought down Packers QB Jordan Love on two occasions, the first of which occurred on third down to grant the Bolts a league-leading 20 third-down sacks this season, with the latter causing a fumble, his fourth sack-fumble of 2023...Dropped RB AJ Dillon for a loss of five yards on a third-quarter rush...**vs. Baltimore**

**(Nov. 26):** Totaled two sacks, his fourth multi-sack outing and second in as many weeks, in the *Sunday Night Football* showdown, setting a new franchise record for most sacks through the team's first 11 games of a single season...Added one pass defended, a third-down deflection on a pass intended for Ravens TE Isaiah Likely that fell incomplete, thwarting Baltimore's opening offensive series...Reached a league-best five strip sacks... **at New England (Dec. 3):** Totaled five solo stops, including two sacks and a forced fumble, in the winning effort...With his two sacks, reached 15 on the season, which tied a single-season career-high and broke the franchise record for most sacks through the first 12 games of a single season...Marked his fifth two-sack outing of the season, the most in the NFL this year and the second-most by any Chargers pass-rusher in a single season (Lee Williams; 1989)... Logged his third-straight game with at least two sacks, becoming the first player in the NFL to do so this season and the first Chargers defender to have such a stretch since Shawne Merriman in 2006...

His first sack of QB Bailey Zappe occurred on third down, helping the Chargers defense total its 23rd sack on third down this season, the most in the NFL...Also added a forced fumble on a run stop of RB Ezekiel Elliott in the third quarter...Helped lead a defense that held an opponent scoreless for the first time since 2017 (Week 7) and tied a season-high with eight tackles for loss...**vs. Denver (Dec. 10):** Supplied two tackles (one solo) and a pass defended...Caused an incompletion on a QB Russell Wilson pass attempt, collecting a pass defended...**at Las Vegas (Dec. 14):** Totaled three tackles (two solo), including one tackle for loss, and two passes defended on *Thursday Night Football*...Dropped WR Tre Tucker for a loss of two yards on a second-down rush, forcing a third down...**vs. Buffalo (Dec. 23):** Secured four tackles (three solo), including one tackle for loss in the primetime matchup...Brought down RB James Cook for a loss of one yard on a second-down run in the first quarter, collecting his 16th tackle for loss of the year...Supported a defense that held the Bills without a third-down conversion in the first half.

### KHALIL MACK NFL STATISTICS

Year	Team	GP	GS	— Tackles —					Yds	TFL	— Interceptions —					— Fumbles —			ST Tackles
				Total	Solo	Asst	Sacks				No.	Yds	Lg	TD	PD	FF	FR	Yds	
2014	Oakland	16	16	76	59	17	4.0	29	16	0	0	—	0	3	1	0	0	0	
2015	Oakland	16	16	77	57	20	15.0	89	23	0	0	—	0	2	2	0	0	0	
2016	Oakland	16	16	73	54	19	11.0	75	14	1	6	6t	1	3	5	3	1	0	
2017	Oakland	16	16	78	61	17	10.5	75.5	15	0	0	—	0	3	1	1	0	0	
2018	Chicago	14	13	47	37	10	12.5	78	10	1	27	27t	1	4	6	2	0	0	
2019	Chicago	16	16	47	40	7	8.5	80.5	8	0	0	—	0	4	5	1	0	0	
2020	Chicago	16	16	50	29	21	9.0	64	11	1	33	33	0	3	3	2	0	0	
2021	Chicago	7	7	19	15	4	6.0	50	6	0	0	—	0	0	0	1	23	0	
2022	Los Angeles Chargers	17	17	50	33	17	8.0	58	12	0	0	—	0	2	2	2	43	0	
2023	Los Angeles Chargers	15	15	62	47	15	15.0	98	16	0	0	—	0	8	5	0	0	0	
<b>NFL Totals</b>		<b>149</b>	<b>148</b>	<b>579</b>	<b>432</b>	<b>147</b>	<b>99.5</b>	<b>697</b>	<b>131</b>	<b>3</b>	<b>66</b>	<b>33</b>	<b>2</b>	<b>32</b>	<b>30</b>	<b>12</b>	<b>67</b>	<b>0</b>	
<b>POSTSEASON</b>																			
Year	Team	GP	GS	— Tackles —					Yds	TFL	— Interceptions —					— Fumbles —			ST Tackles
				Total	Solo	Asst	Sacks	No.			Yds	Lg	TD	PD	FF	FR	Yds		
2016	Oakland	1	1	11	8	3	0.0	0	2	0	0	—	0	0	0	0	0	0	
2018	Chicago	1	1	6	5	1	0.0	0	1	0	0	—	0	0	0	0	0	0	
2020	Chicago	1	1	2	1	1	0.0	0	1	0	0	—	0	1	0	0	0	0	
2022	Los Angeles Chargers	1	1	3	1	2	1.0	9	1	0	0	—	0	0	0	0	0	0	
<b>Postseason Totals</b>		<b>4</b>	<b>4</b>	<b>22</b>	<b>15</b>	<b>7</b>	<b>1.0</b>	<b>9</b>	<b>5</b>	<b>0</b>	<b>0</b>	<b>—</b>	<b>0</b>	<b>1</b>	<b>0</b>	<b>0</b>	<b>0</b>	<b>0</b>	



# DEAN MARLOWE ⚡ 20

**SAFETY | JAMES MADISON**

6-1 | 205 lbs | QUEENS, NEW YORK

FREE AGENT — 2023

EXPERIENCE: 8TH NFL SEASON

1ST YEAR WITH CHARGERS

**2023:** Has appeared in 13 games (four starts) since joining the Chargers, totaling 36 tackles (31 solo), including one sack and one tackle for loss...Led the defense with 11 tackles (10 solo) in the Week 7 divisional matchup against the Chiefs...Signed to the Chargers' practice squad in advance of Week 1...Activated Weeks 2 and 3 from the practice squad (standard elevation)...Saw first action as a member of the Chargers in the Week 2 matchup against the Titans...Started at S in the Week 4 win over the Raiders, supporting a defense that held Las Vegas to just one third-down conversion in the game...**at Tennessee (Sept. 17):** Made Chargers debut, contributing primarily on special teams...**at Minnesota (Sept. 24):** Contributed on 14 special teams snaps in the road win at Minnesota...**vs. Las Vegas (Oct. 1):** Started at S, helping lead the secondary with his four solo stops, including one tackle for loss...Dropped RB Josh Jacobs for a loss of two yards in the second quarter, breaking a through the line of scrimmage for a tackle for loss...Supported a defense that held the Raiders to just 1-of-11 on third down (9.1 pct.) in the game... Played all 73 snaps defensively in the game, just one of three Chargers to do so...**vs. Dallas (Oct. 16):** Started at S and registered six tackles (five solo) in the *Monday Night Football* matchup against the Cowboys...**at Kansas City (Oct. 22):** Led the defense with 11 tackles (10 solo)...Supported a unit that accounted for two takeaways, the fourth multi-takeaway outing of the season for the Bolts, which is tied for the third-most by any defense in the NFL...**vs. Chicago (Oct. 29):** Secured four tackles (three solo) in the primetime victory over the Bears on Monday Night Football...Aided a defense that picked off two passes and forced three turnovers on downs, holding Chicago to one fourth-down conversions on four attempts...Also contibuted on special teams, securing a tackle on the game's opening kickoff, his first special teams stop as a member of hte Chargers...**at New York Jets (Nov. 6):** Totaled four tackles (three solo) defensively, while also contributing on special teams in the win over the Jets on *Monday Night Football*...Collected a sack on a QB Zach Wilson scramble in the fourth quarter...Aided a unit that held the Jets to 3-of-17 on third down (17.6 pct.), totaled a season-high eight sacks, collected three takeaways and didn't allow the Jets to score an offensive touchdown...**vs. Detroit (Nov. 12):** Primarily contributed on special teams, but saw action on one defensive snap, providing a solo tackle...**at Green Bay (Nov. 19):** Started at S and totaled five solo stops, seeing action on 42 defensive snaps (58 pct.)...**vs. Baltimore (Nov. 26):** Primarily contributed on special teams in the *Sunday Night Football*

## 2023, LOS ANGELES CHARGERS

Date	Opp.	Res.	Games		Tackles						Interceptions				Fumbles					
			P/S	P/S	Tot	So	As	Sk	Yd	TFL	No.	Yd	Lg	TD	PD	FF	FR			
09/10	Mia.	L	0/0		— Practice Squad —															
09/17	at Ten.	L (OT)	1/0		0	0	0	0.0	0	0	0	0	0	0	0	0	0	0	0	
09/24	at Min.	W	1/0		0	0	0	0.0	0	0	0	0	0	0	0	0	0	0	0	
10/01	L.V.	W	1/1		4	4	0	0.0	0	1	0	0	0	0	0	0	0	0	0	
10/16	Dal.	L	1/1		6	5	1	0.0	0	0	0	0	0	0	0	0	0	0	0	
10/22	at K.C.	L	1/1		12	10	2	0.0	0	0	0	0	0	0	0	0	0	0	0	
10/29	Chi.	W	1/0		4	3	1	0.0	0	0	0	0	0	0	0	0	0	0	0	
11/06	at NYJ	W	1/0		4	3	1	1.0	0	0	0	0	0	0	0	0	0	0	0	
11/12	Det.	L	1/0		1	1	0	0.0	0	0	0	0	0	0	0	0	0	0	0	
11/19	at G.B.	L	1/1		5	5	0	0.0	0	0	0	0	0	0	0	0	0	0	0	
11/26	Bal.	L	1/1		0	0	0	0.0	0	0	0	0	0	0	0	0	0	0	0	
12/03	at N.E.	W	1/0		0	0	0	0.0	0	0	0	0	0	0	0	0	0	0	0	
12/10	Den.	L	1/0		0	0	0	0.0	0	0	0	0	0	0	0	0	0	0	0	
12/14	at L.V.	L	1/0		0	0	0	0.0	0	0	0	0	0	0	0	0	0	0	0	
12/23	Buf.	L	1/0		0	0	0	0.0	0	0	0	0	0	0	0	0	0	0	0	
12/31	at Den.	TBD	1/0		0	0	0	0.0	0	0	0	0	0	0	0	0	0	0	0	
	K.C.																			
<b>'23 TOTALS</b>			<b>5-10</b>	<b>14/4</b>	<b>36</b>	<b>31</b>	<b>5</b>	<b>1.0</b>	<b>0</b>	<b>1</b>	<b>0</b>	<b>0</b>	<b>—</b>	<b>0</b>	<b>0</b>	<b>0</b>	<b>0</b>	<b>0</b>	<b>0</b>	

matchup...**at New England (Dec. 3):** Saw action on a team-high 19 special teams snaps in the rainy road win in Foxborough...**vs. Denver (Dec. 10):** Primarily contributed on special teams...**at Las Vegas (Dec. 14):** Totaled a season-high two tackles on special teams, one on punt coverage and one on kickoff coverage in the *Thursday Night Football* matchup...**vs. Buffalo (Dec. 23):** Served as a primary contributor on defense and special teams, supporting a defense that prevented the Bills from converting any third downs in the first half and a special teams unit that collected their second takeaway of the season, tied for second-most in the NFL.

**PRIOR TO CHARGERS:** Before signing with the Chargers, appeared in 59 career games (18 starts) for the Carolina Panthers, Buffalo Bills, Detroit Lions and Atlanta Falcons...Registered 104 tackles (70 solo), 1.5 sacks, two interceptions and seven passes defended over his first seven NFL seasons...Appeared in six postseason games, including a pair of starts in 2022 with the Bills.

**COLLEGE:** Started 48-of-49 career games in the secondary at James Madison (2011-13), earning All-Colonial Athletic Conference honors each of his four seasons of actions...As a senior captain in 2014, helped lead the Dukes to their first NCAA Playoff berth since 2011 with Chargers Head Coach Brandon Staley serving as Defensive Coordinator...Totaled 326 tackles (182 solo), 13.5 tackles for loss, a sack, 12 interceptions, 30 passes defended, a forced fumble and two recoveries during his time in Harrisonburg, Va.



## DEAN MARLOWE NFL STATISTICS

Year	Team	GP	GS	-- Tackles --					-- Interceptions --					-- Fumbles --			ST Tackles		
				Total	Solo	Asst	Sacks	Yds	TFL	No.	Yds	Lg	TD	PD	FF	FR		Yds	
2015	Carolina	4	0	0	0	0	0.0	0	0	0	0	0	0	0	0	0	0	0	0
2016	Carolina	1	0	0	0	0	0.0	0	0	0	0	0	0	0	0	0	0	0	0
2018	Buffalo	2	1	4	3	1	0.0	0	0	0	0	0	0	1	0	0	0	0	1
2019	Buffalo	9	2	9	9	0	0.0	0	0	0	0	0	0	1	0	0	0	0	2
2020	Buffalo	15	4	16	13	3	1.5	9	2	2	39	23	0	3	0	1	0	0	6
2021	Detroit	16	9	65	36	29	0.0	0	0	0	0	0	0	2	0	1	0	0	2
2022	Atlanta	8	1	7	6	1	0.0	0	0	0	0	0	0	0	0	0	0	0	4
	Buffalo	4	1	3	3	0	0.0	0	0	0	0	0	0	0	0	0	0	0	0
2023	Los Angeles Chargers	14	4	36	31	5	1.0	0	1	0	0	0	0	0	0	0	0	0	3
<b>NFL Totals</b>		<b>70</b>	<b>21</b>	<b>140</b>	<b>101</b>	<b>39</b>	<b>2.5</b>	<b>9</b>	<b>3</b>	<b>2</b>	<b>39</b>	<b>23</b>	<b>0</b>	<b>7</b>	<b>0</b>	<b>2</b>	<b>0</b>	<b>0</b>	<b>18</b>
<b>POSTSEASON</b>																			
Year	Team	GP	GS	-- Tackles --					-- Interceptions --					-- Fumbles --			ST Tackles		
Total	Solo	Asst	Sacks	Yds	TFL	No.	Yds	Lg	TD	PD	FF	FR	Yds						
2019	Buffalo	1	0	0	0	0	0.0	0	0	0	0	0	0	0	0	0	0	0	0
2020	Buffalo	3	0	0	0	0	0.0	0	0	0	0	0	0	0	0	0	0	0	0
2022	Buffalo	2	2	7	6	1	0.0	0	0	1	10	10	0	1	0	0	0	0	0
<b>Postseason Totals</b>		<b>6</b>	<b>2</b>	<b>7</b>	<b>6</b>	<b>1</b>	<b>0.0</b>	<b>0</b>	<b>0</b>	<b>1</b>	<b>10</b>	<b>10</b>	<b>0</b>	<b>1</b>	<b>0</b>	<b>0</b>	<b>0</b>	<b>0</b>	<b>0</b>



# SCOTT MATLOCK ⚡ 99

**DEFENSIVE LINE | BOISE STATE**  
 6-4 | 296 lbs | HOMEDALE, IDAHO  
 DRAFT 6 — 2023  
 EXPERIENCE: ROOKIE

**2023:** Has appeared in 10 games, primarily contributing on defense and on special teams...Defensively, has totaled 11 tackles (four solo)...Appeared in his first-career NFL game, contributing on defense and special teams...Secured first-career tackle, a solo stop, in the Week 3 win at Minnesota...**vs. Miami (Sept. 10):** Saw action on 11 defensive snaps, primarily contributing in run support...Supported the field goal unit on each of the two field goal tries, including K Cameron Dicker's career-long 50-yard field goal in the second quarter, and all four successful PATs...Saw action on two special teams snaps...**at Tennessee (Sept. 17):** Saw action on 17 defensive snaps, while also contributing on special teams, primarily on field goal protection...**at Minnesota (Sept. 24):** Tallied one solo tackle, a run stop in the second quarter, and one quarterback hit in the winning effort...Helped the defense hold Minnesota without a third-down conversion in the first half...**vs. Las Vegas (Oct. 1):** Contributed both offensively and on special teams, helping the defense hold the Raiders to 1-of-11 on third down (9.1 pct.)...**vs. Dallas (Oct. 16):** Supplied one tackle in run support, significantly contributing on defense and on special teams...**at Kansas City (Oct. 22):** Secured one solo stop, a rushing takedown of RB Isiah Pacheco on first down...**vs. Chicago (Oct. 29):** Totaled two tackles (one solo) in the primetime win on *Sunday Night Football*...Aided a defense that picked off two passes and forced three turnovers on downs, holding Chicago to one fourth-down conversions on four attempts...**at New York Jets**

## 2023, LOS ANGELES CHARGERS

Date	Opp.	Res.	Games		Tackles					Interceptions					Fumbles			
			P/S	Tot	So	As	Sk	Yd	TFL	No.	Yd	Lg	TD	PD	FF	FR		
09/10	Mia.	L	1/0	0	0	0	0.0	0	0	0	0	0	0	0	0	0	0	
09/17	at Ten.	L (OT)	1/0	0	0	0	0.0	0	0	0	0	0	0	0	0	0	0	
09/24	at Min.	W	1/0	1	1	0	0.0	0	0	0	0	0	0	0	0	0	0	
10/01	L.V.	W	1/0	0	0	0	0.0	0	0	0	0	0	0	0	0	0	0	
10/16	Dal.	L	1/0	1	0	1	0.0	0	0	0	0	0	0	0	0	0	0	
10/22	at K.C.	L	1/0	1	1	0	0.0	0	0	0	0	0	0	0	0	0	0	
10/29	Chi.	W	1/0	2	1	1	0.0	0	0	0	0	0	0	0	0	0	0	
11/06	at NYJ	W	0/0	— Inactive —														
11/12	Det.	L	0/0	— Inactive —														
11/19	at G.B.	L	0/0	— Inactive —														
11/26	Bal.	L	0/0	— Inactive —														
12/03	at N.E.	W	0/0	— Inactive —														
12/10	Den.	L	1/0	2	1	1	0.0	0	0	0	0	0	0	0	0	0	0	
12/14	at L.V.	L	1/0	3	0	3	0.0	0	0	0	0	0	0	0	0	0	0	
12/23	Buf.	L	1/0	1	0	1	0.0	0	0	0	0	0	0	0	0	0	0	
12/31	at Den.																	
TBD	K.C.																	
<b>'23 TOTALS</b>				<b>5-10</b>	<b>9/0</b>	<b>11</b>	<b>4</b>	<b>7</b>	<b>0.0</b>	<b>0</b>	<b>0</b>	<b>0</b>	<b>0</b>	<b>0</b>	<b>0</b>	<b>0</b>	<b>0</b>	<b>0</b>

**(Nov. 6):** Inactive...**vs. Denver (Dec. 10):** Supplied two tackles (one solo) in the Week 11 matchup...**at Las Vegas (Dec. 14):** Recorded three tackles in run support on *Thursday Night Football*...**vs. Buffalo (Dec. 23):** Secured one tackle in run support defensively... Contributed to a defense that held the Bills without a third-down conversion in the first half...Also contributed on special teams, aiding the protection on the field goal unit that helped Cameron Dicker make all five of his field goal tries, including four from 40-plus yards, a Chargers record.

## SCOTT MATLOCK NFL STATISTICS

Year	Team	G	GS	— Tackles —				Yds	TFL	— Interceptions —					— Fumbles —			ST Tackles	
				Total	Solo	Asst	Sacks			No.	Yds	Lg	TD	PD	FF	FR	Yds		
2023	Los Angeles Chargers	10	0	11	4	7	0.0	0	0	0	0	—	0	0	0	0	0	0	0
<b>NFL Totals</b>		<b>10</b>	<b>0</b>	<b>11</b>	<b>4</b>	<b>7</b>	<b>0.0</b>	<b>0</b>	<b>0</b>	<b>0</b>	<b>0</b>	<b>—</b>	<b>0</b>	<b>0</b>	<b>0</b>	<b>0</b>	<b>0</b>	<b>0</b>	<b>0</b>



# JORDAN McFADDEN ⚡ 71

OFFENSIVE LINE | CLEMSON

6-2 | 203 lbs | SPARTANBURG, S.C.

DRAFT 5 — 2023

EXPERIENCE: ROOKIE

**2023:** Has appeared in 10 games this season as an extra offensive lineman...**at Minnesota (Sept. 24):** Made NFL debut, appearing on one special teams snap...**vs. Las Vegas (Oct. 1):** Contributed protection on all three successful PATs and the lone made field goal...**vs. Dallas (Oct. 16):** Active, did not play in the *Monday Night Football* matchup...**vs. Chicago (Oct. 20):** Saw action as an extra offensive lineman, lining up from the fullback position and serving as a lead blocker, in the Week 8 primetime win on *Sunday Night Football*...**at New York Jets (Nov. 6):** Saw action on two offensive snaps as an extra eligible lineman...**vs. Detroit (Nov. 12):** Appeared on three offensive snaps as an extra blocker...**at Green Bay (Nov. 19):** Saw action on two offensive snaps as an extra blocker...**vs. Baltimore (Nov. 26):** Active, did not play...**at New England (Dec.**

## JORDAN McFADDEN NFL GAMES

Year	Team	GP	GS
2023	Los Angeles Chargers	10	0
<b>NFL Totals</b>		<b>10</b>	<b>0</b>

**3):** Saw action on two offensive snaps as an additional eligible lineman...**vs. Denver (Dec. 10):** Contributed as an additional offensive lineman...**at Las Vegas (Dec. 14):** Contributed on the PAT protection unit on all three successful extra points...**vs. Buffalo (Dec. 23):** Contributed as an extra offensive lineman in the Saturday primetime special.



# KENNETH MURRAY JR. ⚡ 9

LINEBACKER | OKLAHOMA

6-2 | 241 lbs | HOUSTON, TEXAS

DRAFT 1b — 2020

EXPERIENCE: 4TH NFL SEASON

4TH YEAR WITH CHARGERS

**2023:** Started each of the 15 games at LB and leads the defense with 107 tackles (78 solo), posting seven tackles for loss, three sacks, one interception and three passes defended...Secured his interception, a game-sealing takeaway in the Chargers' end zone, in the Week 3 win at Minnesota after leading the defense with nine tackles (eight solo) in the game...Tallied three tackles (two solo) in Week 1, contributing to a unit that limited the Dolphins to 3.5 yards per carry and 70 net yards on the ground...Aided a defensive unit that totaled a season-high five sacks in the Week 2 matchup at Tennessee, totaling 10 tackles (five solo) and one sack in the game...**vs. Miami (Sept. 10):** Recorded three tackles (two solo) in the season opener...Helped the defensive unit hold the Dolphins to a rushing average of just 3.5 yards per attempt...**at Tennessee (Sept. 17):** Secured 10 tackles (five solo), including one sack, in the road contest...On a fourth-down pass attempt on Tennessee's opening drive of the game, blitzed up the middle and dropped QB Ryan Tannehill for a loss of six yards...Supplied an additional tackle for loss, which occurred on a fourth-quarter run stop of RB Derrick Henry, dropping Henry for a loss of three yards...**at Minnesota (Sept. 24):** Posted a team-high nine tackles (eight solo) in the winning effort, including one tackle for loss, as well as an interception...Thwarted Minnesota's late-game effort with a game-sealing interception at the goal line with seven seconds remaining in regulation, his first interception of the season and the second takeaway of his career...Anchored a defense that held the Vikings without a third-down conversion in the first half...**vs. Las Vegas (Oct. 1):** Totaled four tackles (two solo) and one pass defended in the divisional win over the Raiders...On a critical third-and-four in the third quarter, forced RB Josh Jacobs out of bounds to prevent him from securing both feet in bounds, collecting a pass defended and forcing Las Vegas to settle for a field goal...Supported a unit that held the Raiders to just 1-for-11 on third down (9.1 pct.)...**vs. Dallas (Oct. 16):** Led the defense with nine tackles (eight solo), including one tackle for loss, in the *Monday Night Football* matchup...Stopped RB Tony Pollard for a loss of two yards late in the second quarter to collect the drop behind the line of scrimmage...**at Kansas City (Oct. 22):** Totaled eight tackles (seven solo), including a nine-yard, third-down sack of QB Patrick Mahomes in the third quarter...Helped the Chargers accumulate a league-high 12 third-down sacks this season...Added a three-yard drop of RB Jerick McKinnon on a pass play to tally an additional tackle for loss...**vs. Chicago (Oct. 29):** Totaled nine tackles (six solo) and one pass defended in the winning effort on *Sunday Night Football*...In the second quarter, perfectly read a developing screen and broke up the pass before the play developed...Aided a defense that picked off two passes

## 2023, LOS ANGELES CHARGERS

Date	Opp.	Res.	Games		Tackles						Interceptions				Fumbles			
			P/S	Tot	So	As	Sk	Yd	TFL	No.	Yd	Lg	TD	PD	FF	FR		
09/10	Mia.	L	1/1	3	2	1	0.0	0	0	0	0	0	0	0	0	0		
09/17	at Ten.	L (OT)	1/1	10	5	5	1.0	6	2	0	0	0	0	0	0	0		
09/24	at Min.	W	1/1	9	8	1	0.0	0	1	0	0	0	0	1	0	0		
10/01	L.V.	W	1/1	4	2	2	0.0	0	0	0	0	0	0	0	1	0	0	
10/16	Dal.	L	1/1	9	8	1	0.0	0	1	0	0	0	0	0	0	0	0	
10/22	at K.C.	L	1/1	8	7	1	1.0	9	2	0	0	0	0	0	0	0	0	
10/29	Chi.	W	1/1	9	6	3	0.0	0	0	0	0	0	0	0	1	0	0	
11/06	at NYJ	W	1/1	8	7	1	0.0	0	0	0	0	0	0	0	0	0	0	
11/12	Det.	L	1/1	5	4	1	0.0	0	1	0	0	0	0	0	0	0	0	
11/19	at G.B.	L	1/1	10	6	4	0.0	0	1	0	0	0	0	0	0	0	0	
11/26	Bal.	L	1/1	6	5	1	0.0	0	0	0	0	0	0	0	0	0	0	
12/03	at N.E.	W	1/1	7	5	2	0.0	0	0	0	0	0	0	0	0	0	0	
12/10	Den.	L	1/1	12	9	3	1.0	0	0	0	0	0	0	0	0	0	0	
12/14	at L.V.	L	1/1	3	2	1	0.0	0	0	0	0	0	0	0	1	0	0	
12/23	Buf.	L	1/1	4	2	2	0.0	0	0	0	0	0	0	0	0	0	0	
12/31	at Den.	TBD																
<b>'23 TOTALS</b>				<b>5-10</b>	<b>15/15</b>	<b>107</b>	<b>78</b>	<b>29</b>	<b>3.0</b>	<b>16</b>	<b>7</b>	<b>0</b>	<b>0</b>	<b>0</b>	<b>0</b>	<b>4</b>	<b>0</b>	<b>0</b>

and forced three turnovers on downs, holding Chicago to one fourth-down conversions on four attempts...**at New York Jets (Nov. 6):** Amassed eight tackles (seven solo) in the primetime win on *Monday Night Football*...Aided a unit that held the Jets to 3-of-17 on third down (17.6 pct.), totaled a season-high eight sacks, collected three takeaways and didn't allow the Jets to score an offensive touchdown...**vs. Detroit (Nov. 12):** Totaled five tackles (four solo), one of which registered as a tackle for loss, in the matchup...On the Lions' final offensive possession, snuffed out a screen to RB Jahmyr Gibbs, dropping Gibbs for a loss of three yards and setting up a third-and-long...**at Green Bay (Nov. 19):** Led the defense with 10 tackles (six solo), his second 10-plus tackle outing of the season...Contributed to a defense that finished the game with seven tackles for loss...**vs. Baltimore (Nov. 26):** Totaled six tackles (five solo) in the *Sunday Night Football* matchup...Contributed significantly on defense, aiding a unit that held the Ravens to just three points off of turnovers and scoreless in the fourth quarter for just the second time this season, allowing just four conversions on 13 third-down attempts (30.8 pct.)...**at New England (Dec. 3):** Registered seven tackles (five solo) in the road win...Helped support a unit that held an opponent scoreless for the duration of the game for the first time since 2017 (Week 7) and matched a season-best with eight tackles for loss...**vs. Denver (Dec. 10):** Led the defense with a season-high 12 tackles (nine solo), adding a sack...Dropped QB Russell Wilson on third down in the second quarter, collecting his third sack of the season...**at Las Vegas (Dec. 14):** Recorded three tackles (two solo) on *Thursday Night Football*...**vs. Buffalo (Dec. 23):** Totaled four tackles (two solo) in the primetime matchup...Aided a defense that held the Bills without a third-down conversion in the first half.

## KENNETH MURRAY JR. NFL STATISTICS

Year	Team	GP	GS	— Tackles —					— Interceptions —					— Fumbles —			ST Tackles	
				Total	Solo	Asst	Sacks	Yds	TFL	No.	Yds	Lg	TD	PD	FF	FR		Yds
2020	Los Angeles Chargers . . . . .	16	16	107	68	39	1.0	4	5	0	0	—	0	3	0	0	0	0
2021	Los Angeles Chargers . . . . .	11	6	31	17	14	0.0	0	2	0	0	—	0	0	0	0	0	0
2022	Los Angeles Chargers . . . . .	17	16	76	50	26	1.0	8	7	1	16	16	0	3	1	0	0	0
2023	Los Angeles Chargers . . . . .	15	15	107	78	29	2.0	15	7	0	0	—	0	4	0	0	0	0
<b>NFL Totals . . . . .</b>		<b>59</b>	<b>53</b>	<b>321</b>	<b>213</b>	<b>108</b>	<b>4.0</b>	<b>27</b>	<b>21</b>	<b>1</b>	<b>16</b>	<b>16.0</b>	<b>0</b>	<b>10</b>	<b>1</b>	<b>0</b>	<b>0</b>	<b>0</b>
<b>POSTSEASON</b>				— Tackles —					— Interceptions —					— Fumbles —			ST Tackles	
Year	Team	GP	GS	Total	Solo	Asst	Sacks	Yds	TFL	No.	Yds	Lg	TD	PD	FF	FR		Yds
2022	Los Angeles Chargers . . . . .	1	1	8	2	6	0.5	3	0	0	0	—	0	0	0	0	0	0
<b>NFL Totals . . . . .</b>		<b>1</b>	<b>1</b>	<b>8</b>	<b>2</b>	<b>6</b>	<b>0.5</b>	<b>3</b>	<b>0</b>	<b>0</b>	<b>0</b>	<b>—</b>	<b>0</b>	<b>0</b>	<b>0</b>	<b>0</b>	<b>0</b>	<b>0</b>



# TANNER MUSE ⚡ 44

LINEBACKER | CLEMSON

6-2 | 227 lbs | BELMONT, N.C.

WAIVERS (PIT) — 2023

EXPERIENCE: 4TH NFL SEASON

1ST YEAR WITH CHARGERS

**2023:** Appeared in each of the team's first 10 games before being placed on Reserve/Injured following Week 11...Served as a primary contributor in each of the first 10 games, totaling two tackles on special teams...Opened the season, and his first game as a member of the Chargers, with a team-leading 25 special teams snaps contributed...After spending the offseason program and training camp with the Pittsburgh Steelers, was waived during final roster cuts and subsequently claimed by the Los Angeles Chargers...**vs. Miami (Sept. 10):** In his first game as a member of the Chargers, tied a team-high with 25 special teams snaps...**at Tennessee (Sept. 17):** Shared the team-lead with 26 special teams snaps contributed...**at Minnesota (Sept. 24):** Contributed on a team-high 18 special teams snaps...**vs. Las Vegas (Oct. 1):** Saw action on a team-high 19 special teams snaps...**vs. Dallas (Oct. 16):** Led the special teams unit with a team-high 21 special teams snaps contributed...**at Kansas City (Oct. 22):** Saw action on a team-high 23 special teams snaps...**vs. Chicago (Oct. 29):** Contributed on a team-high 16 special teams plays in the primetime win over the Bears on *Sunday Night Football*...Secured a tackle on punt coverage, his first stop as a member of the Chargers...**at New York Jets (Nov. 6):** Led the charge with a team-high 24 special teams snaps contributed to, aiding in the efforts that led to the primetime win over the Jets on *Monday Night Football*...**vs. Detroit (Nov. 12):** For the ninth-straight week, led the special teams units in snaps played, totaling 23 plays contributed...**at Green Bay (Nov. 19):** Secured a tackle on the opening kickoff, before departing the game due to injury.

**2022:** In his third NFL season, appeared in all 17 games for the Seattle Seahawks, totaling nine tackles (four solo), along with one pass defended...Finished the season with a career-high seven special teams tackles, ranking tied for fourth-most on the team over the duration of the season...Through the first four weeks of the regular season, led the Seahawks' special teams unit in total tackles...Made first career start in Seattle's Week 18 overtime win against the Rams...The following week, received the starting nod in the Wild Card Round matchup against the 49ers, his first career postseason appearance and starting nod...**vs. Denver (Sept. 12):** Opened the season with two special teams stops, leading the Seahawks in the Week 1 win over the Broncos on *Monday Night Football*...Both tackles occurred on kickoff coverage...**at LA Rams (Dec. 4):** Secured the stop on the game's opening kickoff, collecting his career-best sixth special teams tackle of the season...**vs. San Francisco (Dec. 15):** Totaled a career-high four tackles (one solo) on *Thursday Night Football* against the division-rival 49ers...Secured three of the tackles on the game's final drive...**vs. NY Jets (Jan. 1):** Amassed two solo stops, a single-game career-best, as well as his first-career pass defended...In the third quarter, deflected away a pass intended for WR Garrett Wilson, causing the incompletion...**vs. LA Rams (Jan. 8):** Started at LB, the first

## 2023, LOS ANGELES CHARGERS

Date	Opp.	Res.	P/S	Games							Tackles					Interceptions					Fumbles			
				Tot	So	As	Sk	Yd	TFL	No.	Yd	Lg	TD	PD	FF	FR								
09/10	Mia.	L	1/0	0	0	0	0.0	0	0	0	0	0	0	0	0	0	0	0	0	0	0	0	0	
09/17	at Ten.	L (OT)	1/0	0	0	0	0.0	0	0	0	0	0	0	0	0	0	0	0	0	0	0	0	0	
09/24	at Min.	W	1/0	0	0	0	0.0	0	0	0	0	0	0	0	0	0	0	0	0	0	0	0	0	
10/01	L.V.	W	1/0	0	0	0	0.0	0	0	0	0	0	0	0	0	0	0	0	0	0	0	0	0	
10/16	Dal.	L	1/0	0	0	0	0.0	0	0	0	0	0	0	0	0	0	0	0	0	0	0	0	0	
10/22	at K.C.	L	1/0	0	0	0	0.0	0	0	0	0	0	0	0	0	0	0	0	0	0	0	0	0	
10/29	Chi.	W	1/0	0	0	0	0.0	0	0	0	0	0	0	0	0	0	0	0	0	0	0	0	0	
11/06	at NYJ	W	1/0	0	0	0	0.0	0	0	0	0	0	0	0	0	0	0	0	0	0	0	0	0	
11/12	Det.	L	1/0	0	0	0	0.0	0	0	0	0	0	0	0	0	0	0	0	0	0	0	0	0	
11/19	at G.B.	L	1/0	0	0	0	0.0	0	0	0	0	0	0	0	0	0	0	0	0	0	0	0	0	
11/26	Bal.	L	0/0	- Reserve/Injured -																				
12/03	at N.E.	W	0/0	- Reserve/Injured -																				
12/10	Den.	L	0/0	- Reserve/Injured -																				
12/14	at L.V.	L	0/0	- Reserve/Injured -																				
12/23	Buf.	L	0/0	- Reserve/Injured -																				
12/31	at Den.																							
TBD	K.C.																							
<b>'23 TOTALS</b>				<b>5-10</b>	<b>10/0</b>	<b>0</b>	<b>0</b>	<b>0</b>	<b>0.0</b>	<b>0</b>	<b>0</b>	<b>0</b>	<b>0</b>	<b>0</b>	<b>0</b>	<b>0</b>	<b>0</b>	<b>0</b>	<b>0</b>	<b>0</b>	<b>0</b>	<b>0</b>	<b>0</b>	<b>0</b>

starting nod of his career, and notched three tackles (two solo) in the overtime home victory...**at San Francisco (NFC Wild Card, Jan. 14):** Started at LB, marking his first career postseason appearance and postseason start, securing four tackles (two solo) and one pass defended...On third-and-three late in the second quarter, provided coverage on WR Deebo Samuel and knocked away a QB Brock Purdy pass intended for Samuel, forcing a third-down for the 49ers...On San Francisco's opening drive of the third quarter, totaled three tackles inside of the 10-yard line, thwarting RB Christian McCaffrey on three-straight rushes up the middle...Also partnered with OLB Bruce Irvin on a run stuff of McCaffrey late in the third quarter, causing a loss of one yard.

**2021:** Appeared in six games for the Seahawks, including each of the final four outings...Primarily contributed on special teams totaling, four stops...**vs. Jacksonville (Oct. 31):** In his NFL debut, secured two special teams tackles, one on kickoff coverage and one on punt coverage.

**2020:** After being selected by the Las Vegas Raiders in the third round (100th overall) of the 2020 NFL Draft, spent the duration of his rookie season on Reserve/Injured (toe).

**COLLEGE:** Appeared in 59 career games (39 starts) at safety for Clemson (2015-19), finishing his collegiate career with the most career games played in program history...Totaled 192 tackles (105 solo), four sacks, seven interceptions, 15 passes defended, one forced fumble and one fumble recovery returned for a touchdown during his career with the Tigers...As team captain as a senior in 2019, was also named a Jim Thorpe Award semifinalist, which is presented annually to the top defensive back in the nation, and earned third-team All-America and first-team All-Atlantic Coast Conference honors.

## TANNER MUSE NFL STATISTICS

Year	Team	GP	GS	— Tackles —						— Interceptions —					— Fumbles —			ST Tackles	
				Total	Solo	Asst	Sacks	Yds	TFL	No.	Yds	Lg	TD	PD	FF	FR	Yds		
2021	Seattle	6	0	0	0	0	0.0	0	0	0	0	—	0	0	0	0	0	0	4
2022	Seattle	17	1	9	5	4	0.0	0	0	0	0	—	0	1	0	0	0	7	
2023	Los Angeles Chargers	9	0	0	0	0	0.0	0	0	0	0	—	0	0	0	0	0	1	
<b>NFL Totals</b>		<b>32</b>	<b>1</b>	<b>9</b>	<b>5</b>	<b>4</b>	<b>0.0</b>	<b>0</b>	<b>0</b>	<b>0</b>	<b>0</b>	<b>—</b>	<b>0</b>	<b>1</b>	<b>0</b>	<b>0</b>	<b>0</b>	<b>12</b>	

<b>POSTSEASON</b>		GP	GS	— Tackles —						— Interceptions —					— Fumbles —			ST Tackles
Year	Team			Total	Solo	Asst	Sacks	Yds	TFL	No.	Yds	Lg	TD	PD	FF	FR	Yds	
2022	Seattle	1	1	4	2	2	0.0	0	0	0	0	—	0	1	0	0	0	0
<b>Postseason Totals</b>		<b>1</b>	<b>1</b>	<b>4</b>	<b>2</b>	<b>2</b>	<b>0.0</b>	<b>0</b>	<b>0</b>	<b>0</b>	<b>0</b>	<b>—</b>	<b>0</b>	<b>1</b>	<b>0</b>	<b>0</b>	<b>0</b>	<b>0</b>



# NICK NIEMANN ⚡ 31

LINEBACKER | IOWA

6-3 | 244 lbs | SYCAMORE, ILL.

DRAFT 6a — 2021

EXPERIENCE: 3RD NFL SEASON

3RD YEAR WITH CHARGERS

**2023:** Has appeared in all 15 games (one start), totaling 20 tackles (eight solo) and one pass defended...Shares the team lead with six tackles on special teams coverage...Started at LB in Week 2 at Tennessee, his first career start, and totaled eight tackles (four solo)...The following week at Minnesota, totaled eight tackles (five solo) and one pass defended...Opened the season by contributing on 18 special teams snaps...Aided a defensive unit that totaled a season-high five sacks in the Week 2 matchup at Tennessee, totaling a career-high eight tackles (four solo) in the game...**vs. Miami (Sept. 10):** Saw action on 18 special teams snaps in Week 1...**at Tennessee (Sept. 17):** Started at LB, recording a career-high eight tackles (four solo) in the road bout...Added one tackle on special teams, a stop on punt coverage...**at Minnesota (Sept. 24):** Totaled eight tackles (five solo) and one pass defended in the road victory at Minnesota...Finished the game with the second-most amount of tackles by any Chargers defender in the game...Helped support a defense that held Minnesota without a third-down conversion in the first half...On the final defensive snap of the game, supplied the pass breakup that led to LB Kenneth Murray Jr.'s game-sealing interception...**vs. Las Vegas (Oct. 1):** Contributed on defense and on special teams...Saw action on a team-high 19 special team snaps...Supported the unit as the defense held the Raiderst to 1-of-11 on third down (9.1 pct.)...**vs. Dallas (Oct. 16):** Led the special teams unit with a team-high 21 special teams snaps contributed...**at Kansas City (Oct. 22):** Saw action on a team-high 23 special teams snaps...**vs. Chicago (Oct. 29):** Supplied one tackle defensively...Contributed on a team-high 16 special teams plays in the primetime win over the Bears on *Sunday Night Football*...**at New York Jets (Nov. 6):** Totaled two tackles in the fourth quarter, helping lead to the primetime win on Monday Night Football...Saw action on a team-high 24 special teams snaps...Aided a unit that held the Jets to 3-of-17 on third down (17.6 pct.), totaled a season-high eight sacks, collected three takeaways and didn't allow the Jets to score an offensive touchdown...**vs. Detroit (Nov. 12):** Saw action both defensively and on special teams, contributing 23 snaps of action in the

2023, LOS ANGELES CHARGERS																		
Date	Opp.	Res.	Games		Tackles					Interceptions					Fumbles			
			P/S	Tot	So	As	Sk	Yd	TFL	No.	Yd	Lg	TD	PD	FF	FR		
09/10	Mia.	L	1/0	0	0	0	0.0	0	0	0	0	0	0	0	0	0	0	
09/17	at Ten.	L (OT)	1/1	8	3	5	0.0	0	0	0	0	0	0	0	0	0	0	
09/24	at Min.	W	1/0	8	5	3	0.0	0	0	0	0	0	0	1	0	0	0	
10/01	L.V.	W	1/0	0	0	0	0.0	0	0	0	0	0	0	0	0	0	0	
10/16	Dal.	L	1/0	0	0	0	0.0	0	0	0	0	0	0	0	0	0	0	
10/22	at K.C.	L	1/0	0	0	0	0.0	0	0	0	0	0	0	0	0	0	0	
10/29	Chi.	W	1/0	1	0	1	0.0	0	0	0	0	0	0	0	0	0	0	
11/06	at NYJ	W	1/0	2	0	2	0.0	0	0	0	0	0	0	0	0	0	0	
11/12	Det.	L	1/0	0	0	0	0.0	0	0	0	0	0	0	0	0	0	0	
11/19	at G.B.	L	1/0	0	0	0	0.0	0	0	0	0	0	0	0	0	0	0	
11/29	Bal.	L	1/0	0	0	0	0.0	0	0	0	0	0	0	0	0	0	0	
12/03	at N.E.	W	1/0	0	0	0	0.0	0	0	0	0	0	0	0	0	0	0	
12/10	Den.	L	1/0	0	0	0	0.0	0	0	0	0	0	0	0	0	0	0	
12/14	at L.V.	L	1/0	1	0	1	0.0	0	0	0	0	0	0	0	0	0	0	
12/23	Buf.	L	1/0	0	0	0	0.0	0	0	0	0	0	0	0	0	0	0	
12/31	at Den.	K.C.																
TBD																		
<b>'23 TOTALS</b>				<b>5-10</b>	<b>15/1</b>	<b>20</b>	<b>8</b>	<b>12</b>	<b>0.0</b>	<b>0</b>	<b>0</b>	<b>0</b>	<b>0</b>	<b>0</b>	<b>0</b>	<b>0</b>	<b>1</b>	<b>0</b>

special teams phase...**at Green Bay (Nov. 19):** Led the special teams unit with a team-high 22 snaps contributed...Secured a tackle on kickoff coverage in the first quarter, his third special teams tackle of the season...**vs. Baltimore (Nov. 26):** Saw action on a team-high 17 special teams snaps, securing a tackle on punt coverage in the second quarter...**at New England (Dec. 3):** Led the special teams units with 19 snaps contributed in the road win in rainy Foxborough...**vs. Denver (Dec. 10):** Led the team with 22 special teams snaps contributed to, adding a tackle on punt coverage to reach five on the season...**at Las Vegas (Dec. 14):** Secured one tackle in run support, a third-down stop that forced an ensuing fourth-down Raiders punt, while contributing on a career-high 33 special teams snaps on *Thursday Night Football*...**vs. Buffalo (Dec. 23):** Collected one tackle on punt coverage in the third quarter, extending his season total to six special teams stops, tied for the most among all Chargers...Saw action on a team-high 24 special teams snaps...Contributed to a special teams unit that collected their second takeaway of the year, tied for the second-most by any team in the league.

## NICK NIEMANN NFL STATISTICS

Year	Team	GP	GS	— Tackles —					— Interceptions —					— Fumbles —					
				Total	Solo	Asst	Sacks	Yds	TFL	No.	Yds	Lg	TD	PD	FF	FR	Yds	ST Tackles	
2021	Los Angeles Chargers	17	0	8	5	3	0.0	0	0	1	0	0	0	0	0	0	0	0	14
2022	Los Angeles Chargers	17	0	0	0	0	0.0	0	0	0	0	0	0	0	0	0	0	0	3
2023	Los Angeles Chargers	15	1	20	8	12	0.0	0	0	0	0	0	0	0	0	0	0	0	6
<b>NFL Totals</b>		<b>49</b>	<b>1</b>	<b>28</b>	<b>13</b>	<b>15</b>	<b>0.0</b>	<b>0</b>	<b>0</b>	<b>1</b>	<b>0</b>	<b>0</b>	<b>0</b>	<b>0</b>	<b>0</b>	<b>0</b>	<b>0</b>	<b>0</b>	<b>23</b>
POSTSEASON		GP	GS	— Tackles —					— Interceptions —					— Fumbles —					
Year	Team			Total	Solo	Asst	Sacks	Yds	TFL	No.	Yds	Lg	TD	PD	FF	FR	Yds	ST Tackles	
2022	Los Angeles Chargers	1	0	0	0	0	0.0	0	0	0	0	0	0	0	0	0	0	0	0
<b>Postseason Totals</b>		<b>1</b>	<b>0</b>	<b>0</b>	<b>0</b>	<b>0</b>	<b>0.0</b>	<b>0</b>	<b>0</b>	<b>0</b>	<b>0</b>	<b>0</b>	<b>0</b>	<b>0</b>	<b>0</b>	<b>0</b>	<b>0</b>	<b>0</b>	<b>0</b>





# AMEN OGBONGBEMIGA ⚡ 57

LINEBACKER | OKLAHOMA STATE

6-0 | 231 lbs | CALGARY, ALBERTA, CANADA

FREE AGENT — 2021

EXPERIENCE: 3RD NFL SEASON

3RD YEAR WITH CHARGERS

**2023:** Has appeared in 13 games this season, primarily contributing on special teams, where he has supplied two fumble recoveries... His two fumble recoveries give the Chargers two special teams takeways this season, tied for the second-most by any team in the league...In the *Monday Night Football* matchup against the Cowboys in Week 6, landed on the muffed Cowboys punt to give the Chargers favorable field position down the stretch, leading to a Chargers touchdown on the ensuing drive...Secured a tackle on punt coverage in the Week 9 road win over the Jets on *Monday Night Football*...In Week 16 in primetime, landed on his second fumble of the season, giving the Bolts favorable field position, which led to QB Easton Stick's rushing touchdown on the ensuing possession...**vs. Miami (Sept. 10):** Saw action on 25 special teams snaps in Week 1, a team-high...**at Tennessee (Sept. 17):** Totaled one tackle in run defense, partnering with LB Kenneth Murray Jr. on the stop...Also contributed on special teams, supplying support on 24 snaps...**at Minnesota (Sept. 24):** Led the special teams group with 18 snaps contributed...**vs. Las Vegas (Oct. 1):** Saw action on a team-high 19 special teams snaps...**vs. Dallas (Oct. 16):** Led the special teams unit with a team-high 21 special teams snaps contributed...Secured the fumble on the muffed Cowboys punt in the fourth quarter, his first career fumble recovery and a fresh possession for Los Angeles at the most opportune time... Also aided on the first tackle of the game, the opening kickoff, for his first special teams tackle of the season...**at Kansas City (Oct. 22):** Saw action on a team-high 23 special teams snaps... **vs. Chicago (Oct. 29):** Contributed on a team-high 16 special teams plays in the primetime win over the Bears on *Sunday Night Football*...**at New York Jets (Nov. 6):** Saw action on a team-best 24 special teams snaps, securing a tackle on punt coverage in the

Date	Opp.	Res.	Games		Tackles					Interceptions					Fumbles				
			Res.	P/S	Tot	So	As	Sk	Yd	TFL	No.	Yd	Lg	TD	PD	FF	FR		
09/10	Mia.	L	1/0		0	0	0	0.0	0	0	0	0	0	0	0	0	0	0	
09/17	at Ten.	L (OT)	1/0		1	0	1	0.0	0	0	0	0	0	0	0	0	0	0	
09/24	at Min.	W	1/0		0	0	0	0.0	0	0	0	0	0	0	0	0	0	0	
10/01	L.V.	W	1/0		0	0	0	0.0	0	0	0	0	0	0	0	0	0	0	
10/16	Dal.	L	1/0		0	0	0	0.0	0	0	0	0	0	0	0	0	0	1	
10/22	at K.C.	L	1/0		0	0	0	0.0	0	0	0	0	0	0	0	0	0	0	
10/29	Chi.	W	1/0		0	0	0	0.0	0	0	0	0	0	0	0	0	0	0	
11/06	at NYJ	W	1/0		0	0	0	0.0	0	0	0	0	0	0	0	0	0	0	
11/12	Det.	L	1/0		0	0	0	0.0	0	0	0	0	0	0	0	0	0	0	
11/19	at G.B.	L	1/0		0	0	0	0.0	0	0	0	0	0	0	0	0	0	0	
11/26	Bal.	L	1/0		0	0	0	0.0	0	0	0	0	0	0	0	0	0	0	
12/03	at N.E.	W	1/0		0	0	0	0.0	0	0	0	0	0	0	0	0	0	0	
12/10	Den.	L	0/0																
12/14	at L.V.	L	0/0																
12/23	Buf.	L	1/0		0	0	0	0.0	0	0	0	0	0	0	0	0	0	1	
12/31	at Den.																		
TBD	K.C.																		
<b>'23 TOTALS</b>			<b>5-10</b>	<b>13/0</b>	<b>1</b>	<b>0</b>	<b>1</b>	<b>0.0</b>	<b>0</b>	<b>0</b>	<b>0</b>	<b>0</b>	<b>0</b>	<b>0</b>	<b>0</b>	<b>0</b>	<b>0</b>	<b>0</b>	<b>2</b>

primetime victory over the Jets on *Monday Night Football*...**vs. Detroit (Nov. 12):** Aided the special teams units on 23 snaps in the home matchup...**at Green Bay (Nov. 19):** Led the special teams unit with a team-high 22 snaps contributed...**vs. Baltimore (Nov. 26):** Saw action on a team-best 17 special teams plays on *Sunday Night Football*...**at New England (Dec. 3):** Led the special teams units with 19 snaps contributed in the road win in rainy Foxborough... **vs. Denver (Dec. 10):** Inactive...**vs. Buffalo (Dec. 23):** Secured his second fumble recovery on special teams this season, giving the Chargers two special teams takeaways on the year which are tied for second-most in the NFL...Added a tackle on punt coverage in the second quarter...Saw action on a team-high 24 special teams snaps.

## AMEN OGBONGBEMIGA NFL STATISTICS

Year	Team	GP	GS	— Tackles —					Yds	TFL	— Interceptions —					— Fumbles —				
				Total	Solo	Asst	Sacks	No.			Yds	Lg	TD	PD	FF	FR	Yds	ST Tackles		
2021	Los Angeles Chargers	15	2	21	13	8	1.0	9	1	0	0	—	0	0	0	0	0	0	0	5
2022	Los Angeles Chargers	17	0	3	1	2	0	0	0	0	0	—	0	0	0	0	0	0	0	2
2023	Los Angeles Chargers	13	0	1	0	1	0.0	0	0	0	0	0	0	0	0	2	0	0	0	3
<b>NFL Totals</b>		<b>45</b>	<b>2</b>	<b>25</b>	<b>14</b>	<b>11</b>	<b>1.0</b>	<b>9</b>	<b>1</b>	<b>0</b>	<b>0</b>	<b>—</b>	<b>0</b>	<b>0</b>	<b>0</b>	<b>0</b>	<b>2</b>	<b>0</b>	<b>0</b>	<b>10</b>
POSTSEASON		GP	GS	— Tackles —					Yds	TFL	— Interceptions —					— Fumbles —				
Year	Team			Total	Solo	Asst	Sacks	No.			Yds	Lg	TD	PD	FF	FR	Yds	ST Tackles		
2022	Los Angeles Chargers	1	0	0	0	0	0.0	0	0	0	0	0	0	0	0	0	1	0	0	0
<b>Postseason Totals</b>		<b>1</b>	<b>0</b>	<b>0</b>	<b>0</b>	<b>0</b>	<b>0.0</b>	<b>0</b>	<b>0</b>	<b>0</b>	<b>0</b>	<b>0</b>	<b>0</b>	<b>0</b>	<b>0</b>	<b>0</b>	<b>1</b>	<b>0</b>	<b>0</b>	<b>0</b>



# OTITO OGBONNIA ⚡ 93

DEFENSIVE LINE | UCLA

6-4 | 320 lbs | HOUSTON, TEXAS

DRAFT 5 — 2022

EXPERIENCE: 3RD NFL SEASON

3RD YEAR WITH CHARGERS

**2023:** Since returning from injury, has appeared in six games and recorded 14 tackles (six solo) and two quarterback hits... Started the season on Reserve/Physically Unable to Perform, before making his season debut in the Week 9 win over the Jets on *Monday Night Football*...**at New York Jets (Nov. 6):** In his first action of the season, totaled three tackles (one solo) and registered a quarterback hit on QB Zach Wilson...**vs. Detroit (Nov. 12):** Registered three tackles (two solo), primarily in run support...**at Green Bay (Nov. 19):** Aided the defense in the road matchup...**vs. Baltimore (Nov. 26):** Recorded three tackles (two solo) on *Sunday Night Football*...Contributed significantly on defense, aiding a unit that held the Ravens to just three points off of turnovers and scoreless in the fourth quarter for just the second time this season, allowing just four conversions on 13 third-down attempts (30.8 pct.)...**at New England (Dec. 3):** Secured two tackles, aiding the defense primarily in run support...Helped support a unit that held an opponent scoreless for the duration of the game for the first time since 2017 (Week 7) and matched a season-best with eight tackles for loss...**vs. Denver (Dec. 10):** Inactive...**vs. Buffalo**

2023, LOS ANGELES CHARGERS																		
Date	Opp.	Res.	Games P/S	Tackles						Interceptions					Fumbles			
				Tot	So	As	Sk	Yd	TFL	No.	Yd	Lg	TD	PD	FF	FR		
09/10	Mia.	L	0/0	— Reserve/PUP —														
09/17	at Ten.	L (OT)	0/0	— Reserve/PUP —														
09/24	at Min.	W	0/0	— Reserve/PUP —														
10/01	L.V.	W	0/0	— Reserve/PUP —														
10/16	Dal.	L	0/0	— Reserve/PUP —														
10/22	at K.C.	L	0/0	— Reserve/PUP —														
10/29	Chi.	W	0/0	— Reserve/PUP —														
11/06	at NYJ	W	1/0	3	1	2	0.0	0	0	0	0	0	—	0	0	0	0	
11/12	Det.	L	1/0	3	2	1	0.0	0	0	0	0	0	—	0	0	0	0	
11/19	at G.B.	L	1/0	0	0	0	0.0	0	0	0	0	0	—	0	0	0	0	
11/26	Bal.	L	1/0	3	2	1	0.0	0	0	0	0	0	—	0	0	0	0	
12/03	at N.E.	W	1/0	2	0	2	0.0	0	0	0	0	0	—	0	0	0	0	
12/10	Den.	L	0/0	— Inactive —														
12/14	at L.V.	L	0/0	— Inactive —														
12/23	Buf.	L	1/0	3	1	2	0.0	0	0	0	0	0	—	0	0	0	0	
12/31	at Den.																	
TBD	K.C.																	
<b>'23 TOTALS</b>				<b>5-10</b>	<b>6/0</b>	<b>14</b>	<b>6</b>	<b>8</b>	<b>0.0</b>	<b>0</b>	<b>0</b>	<b>0</b>	<b>0</b>	<b>—</b>	<b>0</b>	<b>0</b>	<b>0</b>	<b>0</b>

**(Dec. 23):** Secured three tackles (one solo) all in run support and all in the third quarter...Aided a defensive unit that held the Bills without a third-down conversion in the first half.

## OTITO OGBONNIA NFL STATISTICS

Year	Team	GP	GS	— Tackles —						— Interceptions —					— Fumbles —				
				Total	Solo	Asst	Sacks	Yds	TFL	No.	Yds	Lg	TD	PD	FF	FR	Yds	ST Tackles	
2022	Los Angeles Chargers	7	1	14	13	1	0.0	0	1	0	0	—	0	0	0	0	0	0	0
2022	Los Angeles Chargers	6	0	14	6	8	0.9	0	0	0	0	—	0	0	0	0	0	0	0
<b>NFL Totals</b>		<b>13</b>	<b>1</b>	<b>28</b>	<b>19</b>	<b>9</b>	<b>0.0</b>	<b>0</b>	<b>1</b>	<b>0</b>	<b>0</b>	<b>—</b>	<b>0</b>	<b>0</b>	<b>0</b>	<b>0</b>	<b>0</b>	<b>0</b>	<b>0</b>



# JOSHUA PALMER ⚡ 5

WIDE RECEIVER | TENNESSEE

6-1 | 210 lbs | BRAMPTON, ONTARIO, CANADA

DRAFT 3a — 2021

EXPERIENCE: 3RD NFL SEASON

3RD YEAR WITH CHARGERS

**2023:** Has appeared in nine games (five starts) and has totaled 32 receptions for 537 yards (16.8 avg.) with a long of 79 yards and two touchdowns...Sustained an injury in Week 8 and was subsequently placed on Reserve/Injured (knee)...Registered a career-high 133 receiving yards, a team-best, in the Week 7 matchup at Kansas City, as all five receptions registered as first downs, including a career-long 60-yard grab in the second quarter...Led the Chargers with 113 yards on four grabs, including a career-long 79-yard receiving touchdown, the longest receiving score by a Bolt since 2019, in the *Thursday Night Football* matchup against the Raiders in Week 15...In Week 1, totaled one catch for four yards (4.0 avg.) on first down of the final offensive drive of the first half, which was capped by a Chargers field goal...Secured three catches for 13 yards in Week 2...Secured first touchdown of the season in the Week 3 win at Minnesota, finishing the game with four catches for 66 yards (16.5 avg.)...Hauled-in the game-clinching, career-long 51-yard reception to secure the home victory over the division-rival Raiders...Registered at least three receptions and 60 yards for the third-straight game in the Week 6 matchup on *Monday Night Football*...**vs. Miami (Sept. 10):** In the season opener, hauled-in one catch for four yards, kick-starting a Chargers scoring drive near the end of the first half... **at Tennessee (Sept. 17):** Hauled in a season-best three receptions for 13 yards (4.3 avg.), registering a long grab of six yards... **at Minnesota (Sept. 24):** Caught four passes for 66 yards (16.5 avg.) with a 30-yard touchdown in the winning effort...Secured the game-winning, go-ahead touchdown in the fourth quarter, catching the ball off of a deflection and finding the end zone to take the lead...**vs. Las Vegas (Oct. 1):** Started at WR and led the offense's receiving output with 77 yards on three receptions (25.7 avg.), including a career-long 51-yard grab on third down on the final offensive series to put the game away...**vs. Dallas (Oct. 16):** Collected four receptions for 60 yards (15.0 avg.) with a long reception of 26 yards...Three of his four receptions registered as first downs...Marked his third-straight game with at least three receptions and 60 yards...**at Kansas City (Oct. 22):** Led the

2023, LOS ANGELES CHARGERS																
Date	Opp.	Res.	Games P/S	Receiving					Rushing				Scrim Yds			
				No.	Yds	Avg.	Lg	TD	Att	Yds	Avg.	Lg		TD		
09/10	Mia.	L	1/0	1	4	4.0	4	0	0	0	—	—	0	4		
09/17	at Ten.	L (OT)	1/0	3	13	4.3	6	0	0	0	—	—	0	13		
09/24	at Min.	W	1/0	4	66	16.5	30t	1	0	0	—	—	0	66		
10/01	L.V.	W	1/1	3	77	25.6	51	0	0	0	—	—	0	77		
10/16	Dal.	L	1/1	4	60	15.0	26	0	0	0	—	—	0	60		
10/22	at K.C.	L	1/1	5	133	26.6	60	0	0	0	—	—	0	133		
10/29	Chi.	W	1/1	3	24	8.0	9	0	0	0	—	—	0	24		
11/06	at NYJ	W	0/0	— Reserve/Injured —												
11/12	Det.	L	0/0	— Reserve/Injured —												
11/19	at G.B.	L	0/0	— Reserve/Injured —												
11/26	Bal.	L	0/0	— Reserve/Injured —												
12/03	at N.E.	W	0/0	— Reserve/Injured —												
12/10	Den.	L	0/0	— Reserve/Injured —												
12/14	at L.V.	L	1/0	4	113	28.3	79t	1	0	0	—	—	0	113		
12/23	Buf.	L	1/1	5	47	9.4	79t	0	0	0	—	—	0	47		
12/31	at Den.	TBD	K.C.													
<b>'23 TOTALS</b>				<b>5-10</b>	<b>9/5</b>	<b>32</b>	<b>537</b>	<b>16.8</b>	<b>79t</b>	<b>1</b>	<b>0</b>	<b>0</b>	<b>—</b>	<b>—</b>	<b>0</b>	<b>537</b>

offense with a career-high 133 receiving yards on five grabs (26.6 avg.), including a career-long 60-yard reception in the second quarter...All five receptions moved the chains for the offense, as two occurred on third down and one was the offense's lone fourth-down conversion...Tallied his fourth-straight game of at least three receptions and 60 yards...**vs. Chicago (Oct. 29):** Totaled three catches for 24 yards (8.0 avg.)...**at Las Vegas (Dec. 14):** Returned to the lineup following a six-week stretch on Reserve/Injured and led the offense with 113 yards on four receptions, including a career-long 79-yard touchdown...The 79-yard receiving score was the longest receiving touchdown by a Chargers player since 2019 and was the first score of the game for the Bolts, occurring in the third quarter...**vs. Buffalo (Dec. 23):** Started at WR and led the team with a 47-yard receiving output on five receptions (9.4 avg.), including a critical 19-yard reception on third-and-seven on the offense's opening drive, leading to the early lead...Helped QB Easton Stick secure the third-best completion percentage (70.8 pct.) among all quarterbacks in their first two career starts with at least three passing touchdowns and one rushing score.

## JOSHUA PALMER NFL STATISTICS

Year	Team	GP	GS	— Receiving —					Att	— Rushing —				— Scrimmage —
				No.	Yds	Avg.	Lg	TD		Yds	Avg.	Lg	TD	Yards
2021	Los Angeles Chargers	17	5	33	353	10.7	36	4	1	6	6.0	6	0	359
2022	Los Angeles Chargers	16	11	72	769	10.7	50t	3	1	4	4.0	4	0	773
2023	Los Angeles Chargers	9	5	32	537	16.8	79t	2	0	0	—	—	0	537
<b>NFL Totals</b>		<b>42</b>	<b>21</b>	<b>136</b>	<b>1,659</b>	<b>12.1</b>	<b>79t</b>	<b>9</b>	<b>2</b>	<b>10</b>	<b>5.0</b>	<b>6</b>	<b>0</b>	<b>1,669</b>
POSTSEASON														
Year	Team	GP	GS	— Receiving —					Att	— Rushing —				— Scrimmage —
No.	Yds	Avg.	Lg	TD	Yds	Avg.	Lg	TD		Yards				
2022	Los Angeles Chargers	1	0	2	31	15.5	18	0	0	0	—	—	0	31
<b>NFL Totals</b>		<b>1</b>	<b>0</b>	<b>2</b>	<b>31</b>	<b>15.5</b>	<b>18</b>	<b>0</b>	<b>0</b>	<b>0</b>	<b>—</b>	<b>—</b>	<b>0</b>	<b>31</b>



# DONALD PARHAM JR. ⚡ 89

**TIGHT END | STETSON**

6-8 | 237 lbs | LAKELAND, FLA.

FREE AGENT — 2020

EXPERIENCE: 4TH NFL SEASON

4TH YEAR WITH CHARGERS

**2023:** Through the first 13 games (eight starts) has totaled 22 receptions for 202 yards (9.2 avg.) and four touchdowns... Hauled-in a career-high two receiving touchdowns in the Week 3 in at Minnesota, including one on fourth down, helping QB Justin Herbert reach 100 career passing touchdowns...Set a career-high with 57 receiving yards in the Week 11 contest at Green Bay... Opened the season with three catches for 21 yards (7.0 avg.), including a long of 15 yards and a touchdown...Gave the Bolts the lead in the second quarter with his one-yard touchdown grab in the back of the endzone...Logged one reception for seven yards in Week 2...**vs. Miami (Sept. 10):** In the season opener, caught three passes for 22 yards (7.3 avg.) and one touchdown, securing a long reception of 16 yards...Registered his third-career touchdown reception inside of an opponent's 5-yard line...Helped propel an offense that totaled 433 net yards and secured 30 first downs in the game...**at Tennessee (Sept. 17):** Totaled one catch for seven yards (7.0)...Just after the two-minute warning in the fourth quarter, hauled in a seven-yard grab to help the offense gain a fresh set of downs, leading to K Cameron Dicker's eventual game-tying field goal as time expired in regulation...**at Minnesota (Sept. 24):** Registered the first multi-touchdown performance of his career, catching two scores in the win over Minnesota... Finished the game with six receptions for 33 yards (5.5 avg.)...**vs. Las Vegas (Oct. 1):** Contributed on 15 offensive snaps...**vs. Dallas (Oct. 16):** Logged two receptions for 19 yards (9.5 avg.) including a long grab of 13 yards...**at Kansas City (Oct. 22):** Totaled one catch for nine yards, third-down conversion in the second quarter, leading to a Chargers touchdown three plays later...**vs. Chicago (Oct. 29):** Recorded a season-high four catches for 43 yards (10.8 avg.) with a long grab of 17 yards and one touchdown...Reached four touchdowns on the year, a single-season career-high...Either moved the chains or scored on all four receptions, including a

Date	Opp.	Res.	Games P/S	Receiving					Rushing					Scrim Yds		
				No.	Yds	Avg.	Lg	TD	Att	Yds	Avg.	Lg	TD			
09/10	Mia.	L	1/1	3	22	7.3	16	1	0	0	—	—	0	22		
09/17	at Ten.	L (OT)	1/1	1	7	7.0	7	0	0	0	—	—	0	7		
09/24	at Min.	W	1/1	2	4	2.0	3t	2	0	0	—	—	0	4		
10/01	L.V.	W	1/0	0	0	—	—	0	0	0	—	—	0	0		
10/16	Dal.	L	1/1	2	19	9.5	13	0	0	0	—	—	0	19		
10/22	at K.C.	L	1/0	1	9	9.0	9	0	0	0	—	—	0	9		
10/22	Chi.	W	1/1	4	43	10.8	17	1	0	0	—	—	0	43		
11/06	at NYJ	W	1/1	0	0	—	—	0	0	0	—	—	0	0		
11/12	Det.	L	1/1	2	18	9.0	16	0	0	0	—	—	0	17		
11/19	at G.B.	L	1/0	4	57	14.3	21	0	0	0	—	—	0	57		
11/26	Bal.	L	1/0	0	0	—	—	0	0	0	—	—	0	0		
12/03	at N.E.	W	1/1	2	12	6.0	7	0	0	0	—	—	0	12		
12/10	Den.	L	1/0	1	11	11.0	11	0	0	0	—	—	0	11		
12/14	at L.V.	L	0/0													
12/23	at Buf.	L	0/0													
12/32	at Den.															
TBD	K.C.															
<b>'23 TOTALS</b>				<b>5-10</b>	<b>13/8</b>	<b>22</b>	<b>202</b>	<b>9.2</b>	<b>21</b>	<b>4</b>	<b>0</b>	<b>0</b>	<b>—</b>	<b>—</b>	<b>0</b>	<b>202</b>

17-yard grab on third-down in the third quarter...**at New York Jets (Nov. 6):** Collected two targets in the win over the Jets on Monday Night Football...**vs. Detroit (Nov. 12):** Tallied two catches for 18 yards (9.0 avg.), both of which occurred on back-to-back plays in the third quarter, as the first went for a first down...**at Green Bay (Nov. 19):** Recorded a career-high 57 receiving yards on four catches, which tied a single-game career-high, with a long reception of 21 yards...Two of his four grabs occurred on third down, as the receptions moved the chains for first downs...**vs. Baltimore (Nov. 26):** Contributed offensively in the Sunday Night Football matchup...**at New England (Dec. 3):** Secured two catches for 12 yards (6.0 avg.) in the rainy win in Foxborough...**vs. Denver (Dec. 10):** Secured one catch for 11 yards in the second quarter, moving the chains on second down...**at Las Vegas (Dec. 14):** Inactive.

## DONALD PARHAM JR. NFL STATISTICS

Year	Team	GP	GS	— Receiving —					— Rushing —					— Scrimmage —
				No.	Yds	Avg.	Lg	TD	Att	Yds	Avg.	Lg	TD	Yards
2020	Los Angeles Chargers	13	5	10	159	15.9	26	3	0	0	—	—	0	159
2021	Los Angeles Chargers	14	9	20	190	9.5	22t	3	0	0	—	—	0	190
2022	Los Angeles Chargers	6	1	10	130	13.0	24	1	0	0	—	—	0	130
2023	Los Angeles Chargers	13	8	22	202	9.2	21	4	0	0	—	—	0	202
<b>NFL Totals</b>		<b>46</b>	<b>23</b>	<b>61</b>	<b>681</b>	<b>11.0</b>	<b>26</b>	<b>11</b>	<b>0</b>	<b>0</b>	<b>—</b>	<b>—</b>	<b>0</b>	<b>681</b>
<b>POSTSEASON</b>														
Year	Team	GP	GS	— Receiving —					— Rushing —					— Scrimmage —
				No.	Yds	Avg.	Lg	TD	Att	Yds	Avg.	Lg	TD	Yards
2022	Los Angeles Chargers	1	1	4	23	5.8	12	0	0	0	—	—	0	23
<b>NFL Totals</b>		<b>1</b>	<b>1</b>	<b>4</b>	<b>23</b>	<b>5.8</b>	<b>12</b>	<b>0</b>	<b>0</b>	<b>0</b>	<b>—</b>	<b>—</b>	<b>0</b>	<b>23</b>



# TREY PIPKINS III ⚡ 79

TACKLE | SIOUX FALLS

6-6 | 307 lbs | APPLE VALLEY, MINN.

DRAFT 3 — 2019

EXPERIENCE: 5TH NFL SEASON

5TH YEAR WITH CHARGERS

**2023:** Started at RT each of the 15 games...In the Week 1 bout against Miami, helped anchor an offense that totaled 433 net yards and 30 first downs, while becoming the first NFL team since 2010 to rush for 230 yards and two touchdowns on Kickoff Weekend...Protected QB Justin Herbert in Week 2 as the signal-caller accounted for his 23rd career 300-yard passing performance...Protected Justin Herbert as he threw for a career-high 40 receptions and a career-best 405 yards in the Week 3 win over Minnesota, as Herbert became the first player in Chagers history to throw for 400 yards with 40 completions, three touchdowns and zero interceptions in a single game and set the NFL's all-time record for most completions in a player's first four seasons...Helped the unit rush for 155 yards in the Week 4 home win over the division-rival Raiders...**vs. Miami (Sept. 10):** Started at RT...Supported the offensive unit as the group accounted for 433 net yards offensively with 30 first downs...Helped propel RB Austin Ekeler to total 164 yards from scrimmage, including 117 on the ground and one touchdown, as Ekeler and RB Joshua Kelley became the first pair of Chargers RBs to each eclipse 90 yards rushing in the same game since 2008...As a group, the offense became the league's first unit to rush for 230 yards and two touchdowns on Kickoff Weekend since 2010...**at Tennessee (Sept. 17):** Started at RT...Protected QB Justin Herbert in Week 2, as the signal-caller registered his 23rd career 300-yard passing game, the third-most by any player in their first four professional seasons in NFL history...Aided an offense that accounted for three fourth-down conversions in the first half...**at Minnesota (Sept. 24):** Started at RT...Helped the offense total 475 yards of offense in the game, allowing just one sack on 49 dropbacks...Protected Justin Herbert as he threw for a career-high 40 receptions and a career-best 405 yards in the Week 3 win over Minnesota, as Herbert became the first player in Chagers history to throw for 400 yards with 40 completions, three touchdowns and zero interceptions in a single game and set the NFL's all-time record for most completions in a player's first four seasons...**vs. Las Vegas (Oct. 1):**

## TREY PIPKINS III NFL GAMES

Year	Team	GP	GS
2019	Los Angeles Chargers	13	3
2020	Los Angeles Chargers	13	5
2021	Los Angeles Chargers	12	2
2022	Los Angeles Chargers	14	14
2023	Los Angeles Chargers	15	15
<b>NFL Totals</b>		<b>67</b>	<b>39</b>
POSTSEASON			
Year	Team	GP	GS
2022	Los Angeles Chargers	1	1
<b>Postseason Totals</b>		<b>1</b>	<b>1</b>

Started at RT, helping the offense rush for 155 yards on the day... The offense accounted for 95 rushing yards in the first quarter, the most by a Bolts offense in a first quarter since 2017...**vs. Dallas (Oct. 16):** Started at RT and appeared on all 73 offensive snaps in the game...**at Kansas City (Oct. 22):** Started at RT and played all 63 snaps...**vs. Chicago (Oct. 29):** Started at RT and supported a unit that allowed zero sacks in the primetime win on *Sunday Night Football*...**at New York Jets (Nov. 6):** Started at RT and helped RB Austin Ekeler total multiple touchdowns in a winning effort on *Monday Night Football*...**vs. Detroit (Nov. 12):** Started at RT and supported an OL unit that didn't allow a sack...**at Green Bay (Nov. 19):** Started at LT, helping the offense total 150 rushing yards...**vs. Baltimore (Nov. 26):** Started at RT on *Sunday Night Football*...**at New England (Dec. 3):** Started at RT and helped a unit that allowed zero sacks in their protection of QB Justin Herbert...**vs. Denver (Dec. 10):** Started at RT in the Week 14 matchup...**at Las Vegas (Dec. 14):** Started at RT and played in all 65 offensive plays...**vs. Buffalo (Dec. 23):** Started at RT and helped QB Easton Stick secure the third-best completion percentage (70.8 pct.) among all quarterbacks in their first two career starts with at least three passing touchdowns and one rushing score.



# CHRIS RUMPH II ⚡ 94

OUTSIDE LINEBACKER | DUKE

6-2 | 244 lbs | GAINESVILLE, FLA.

DRAFT 4 — 2021

EXPERIENCE: 3RD NFL SEASON

3RD YEAR WITH CHARGERS

**2023:** Appeared in six games, totaling five tackles (four solo) and one fumble recovery, before being placed on Reserve/Injured... Made season debut in the Week 3 win at Minnesota, primarily contributing on special teams...Secured the first fumble recovery of his career in the Week 4 win against the division-rival Raiders, helping a defensive unit that, over the course of the game, held Las Vegas to just one third-down conversion...Inactive (hamstring) each of the first two weeks...**at Minnesota (Sept. 24):** Made season debut, primarily contributing on defense while supplying support on special teams...**vs. Las Vegas (Oct. 1):** Totaled one tackle, a run stop of Raiders RB Zamir White, and a fumble recovery, the first of his career...Landed on a strip-sack forced fumble from OLB Khalil Mack to corral the first fumble recovery of his career...Helped the unit hold the Raiders to 1-for-11 on third down (9.1 pct.)...**vs. Dallas (Oct. 16):** Primarily contributed on special teams in the primetime matchup on *Monday Night Football*...**at Kansas City (Oct. 22):** Logged one solo stop, a drop of RB Isiah Pacheco around the left end...Also contributed on special teams...**vs. Chicago (Oct. 29):** Secured two solo stops, both occurring in the second half, in run support...Aided a defense that picked off two passes and forced three turnovers on downs, holding Chicago to one fourth-down conversions on four attempts...Also contributed on special teams, seeing action on 15 special teams snaps...**at New York Jets**

2023, LOS ANGELES CHARGERS																	
Date	Opp.	Res.	Games P/S	Tackles					Interceptions				Fumbles				
				Tot	So	As	Sk	Yd TFL	No.	Yd	Lg	TD	PD	FF	FR		
09/10	Mia.	L	0/0	— Inactive —													
09/17	at Ten.	L (OT)	0/0	— Inactive —													
09/24	at Min.	W	1/0	0	0	0	0.0	0	0	0	0	0	0	0	0	0	
10/01	L.V.	W	1/0	1	0	1	0.0	0	0	0	0	0	0	0	0	1	
10/16	Dal.	L	1/0	0	0	0	0.0	0	0	0	0	0	0	0	0	0	
10/22	at K.C.	L	1/0	1	1	0	0.0	0	0	0	0	0	0	0	0	0	
10/29	Chi.	W	1/0	2	2	0	0.0	0	0	0	0	0	0	0	0	0	
11/06	at NYJ	W	1/0	1	1	0	0.0	0	0	0	0	0	0	0	0	0	
11/12	Det.	L	0/0	— Active, did not play —													
11/19	at G.B.	L	0/0	— Reserve/Injured —													
11/26	Bal.	L	0/0	— Reserve/Injured —													
12/03	at N.E.	W	0/0	— Reserve/Injured —													
12/10	Den.	L	0/0	— Reserve/Injured —													
12/14	at L.V.	L	0/0	— Reserve/Injured —													
12/23	Buf.	L	0/0	— Reserve/Injured —													
12/31	at Den.																
TBD	K.C.																
<b>'23 TOTALS</b>				<b>5-10</b>	<b>6/0</b>	<b>5</b>	<b>4</b>	<b>1</b>	<b>0.0</b>	<b>0</b>	<b>0</b>	<b>0</b>	<b>0</b>	<b>0</b>	<b>0</b>	<b>0</b>	<b>1</b>

**(Nov. 6):** Secured a solo stop, a run stuff of RB Breece Hall, in the primetime win over the Jets on *Monday Night Football*...Aided a unit that held the Jets to 3-of-17 on third down (17.6 pct.), totaled a season-high eight sacks, collected three takeaways and didn't allow the Jets to score an offensive touchdown...Also contributed significantly on special teams...**vs. Detroit (Nov. 12):** Active, did not play (foot).

## CHRIS RUMPH II NFL STATISTICS

Year	Team	G	GS	— Tackles —					Yds	TFL	— Interceptions —					— Fumbles —			ST Tackles		
				Total	Solo	Asst	Sacks				No.	Yds	Lg	TD	PD	FF	FR	Yds			
2021	Los Angeles Chargers	16	0	14	7	7	1.0	5	2	0	0	—	0	0	0	0	0	0	5		
2022	Los Angeles Chargers	15	0	10	6	4	2.0	17	2	0	0	—	0	1	0	0	0	0	5		
2023	Los Angeles Chargers	6	0	5	4	1	0.0	0	0	0	0	—	0	0	0	0	0	0	0		
<b>NFL Totals</b>		<b>36</b>	<b>0</b>	<b>29</b>	<b>17</b>	<b>12</b>	<b>3.0</b>	<b>22</b>	<b>4</b>	<b>0</b>	<b>0</b>	<b>—</b>	<b>0</b>	<b>1</b>	<b>0</b>	<b>0</b>	<b>0</b>	<b>0</b>	<b>10</b>		
POSTSEASON		Year	Team	GP	GS	— Tackles —					Yds	TFL	— Interceptions —					— Fumbles —			ST Tackles
						Total	Solo	Asst	Sacks				No.	Yds	Lg	TD	PD	FF	FR	Yds	
		2022	Los Angeles Chargers	1	0	0	0	0	0.0	0	0	0	—	0	0	0	0	0	0	1	
<b>Postseason Totals</b>		<b>1</b>	<b>0</b>	<b>0</b>	<b>0</b>	<b>0</b>	<b>0.0</b>	<b>0</b>	<b>0</b>	<b>0</b>	<b>0</b>	<b>—</b>	<b>0</b>	<b>0</b>	<b>0</b>	<b>0</b>	<b>0</b>	<b>0</b>	<b>1</b>		



# JAMAREE SALYER ⚡ 68

GUARD | GEORGIA

6-4 | 325 lbs | ATLANTA, GA.

DRAFT 6a — 2022

EXPERIENCE: 2ND NFL SEASON

2ND YEAR WITH CHARGERS

**2023:** Started at RG in each of the 15 games...In the Week 1 bout against Miami, helped anchor an offense that totaled 433 net yards and 30 first downs, while becoming the first NFL team since 2010 to rush for 230 yards and two touchdowns on Kickoff Weekend... Protected QB Justin Herbert in Week 2 as the signal-caller threw for over 300 yards for the 23rd time in his career...Protected Justin Herbert as he threw for a career-high 40 receptions and a career-best 405 yards in the Week 3 win over Minnesota, as Herbert became the first player in Chagers history to throw for 400 yards with 40 completions, three touchdowns and zero interceptions in a single game and set the NFL's all-time record for most completions in a player's first four seasons...Helped the offense rush for 155 yards in the Week 4 win over the division-rival Raiders...**vs. Miami (Sept. 10):** Started at RG, his first-career start and appearance at the position...Supported the offensive unit as the group accounted for 433 net yards offensively with 30 first downs...Helped propel RB Austin Ekeler to total 164 yards from scrimmage, including 117 on the ground and one touchdown, as Ekeler and RB Joshua Kelley became the first pair of Chargers RBs to each eclipse 90 yards rushing in the same game since 2008...As a group, the offense became the league's first unit to rush for 230 yards and two touchdowns on Kickoff Weekend since 2010...**at Tennessee (Sept. 17):** Started at RG...Protected QB Justin Herbert in Week 2, as the signal-caller registered his 23rd career 300-yard passing game, the third-most by any player in their first four professional seasons in NFL history...Aided an offense that accounted for three fourth-down conversions in the first half... **at Minnesota (Sept. 24):** Started at RG...Helped the offense total 475 yards of offense in the game, allowing just one sack on 49 dropbacks...Protected Justin Herbert as he threw for a career-high 40 receptions and a career-best 405 yards in the Week 3 win over Minnesota, as Herbert became the first player in Chagers history to throw for 400 yards with 40 completions, three touchdowns and zero interceptions in a single game and set the NFL's all-time

## JAMAREE SALYER NFL GAMES

Year	Team	GP	GS
2022	Los Angeles Chargers	17	14
2023	Los Angeles Chargers	15	15
<b>NFL Totals</b>		<b>32</b>	<b>29</b>
POSTSEASON			
Year	Team	GP	GS
2022	Los Angeles Chargers	1	1
<b>Postseason Totals</b>		<b>1</b>	<b>1</b>

record for most completions in a player's first four seasons...**vs. Las Vegas (Oct. 1):** Started at RG, helping the offense rush for 155 yards on the day...The offense accounted for 95 rushing yards in the first quarter, the most by a Bolts offense in a first quarter since 2017...**vs. Dallas (Oct. 16):** Started at RG and appeared on all 73 offensive snaps in the game...**at Kansas City (Oct. 22):** Started at RG and played all 63 snaps...**vs. Chicago (Oct. 29):** Started at RG and supported a unit that allowed zero sacks in the primetime win on *Sunday Night Football*...**at New York Jets (Nov. 6):** Started at RG and helped RB Austin Ekeler total multiple touchdowns in a winning effort on *Monday Night Football*...**vs. Detroit (Nov. 12):** Started at RG and supported an OL unit that didn't allow a sack... **at Green Bay (Nov. 19):** Started at LT, helping the offense total 150 rushing yards...**vs. Baltimore (Nov. 26):** Started at RG on *Sunday Night Football*...**at New England (Dec. 3):** Started at RG on the road and appeared in all 61 offensive snaps, allowing zero sacks... **vs. Denver (Dec. 10):** Started at RG in the Week 14 matchup...**at Las Vegas (Dec. 14):** Started at RG on *Thursday Night Football* and appeared in all 65 offensive snaps...**vs. Buffalo (Dec. 23):** Started at RG and helped QB Easton Stick secure the third-best completion percentage (70.8 pct.) among all quarterbacks in their first two career starts with at least three passing touchdowns and one rushing score.



# ASANTE SAMUEL JR. ⚡ 26

CORNERBACK | FLORIDA STATE

5-11 | 180 lbs | FORT LAUDERDALE, FLA.

DRAFT 2 — 2021

EXPERIENCE: 3RD NFL SEASON

3RD YEAR WITH CHARGERS

**2023:** Through 15 games, leads the defense with 12 passes defended and two interceptions to go along with 57 tackles (50 solo) and one tackle for loss...Has a pass defended in five-straight games, tied for the longest streak among all AFC defenders...Picked off Chiefs QB Patrick Mahomes for the second time in his career, securing a takeaway in the second quarter of the Week 7 matchup...Opened the season with two tackles (one solo) in Week 1...Aided a defensive unit that totaled a season-high five sacks in the Week 2 matchup at Tennessee, totaling six tackles (five solo) in the matchup...Logged a season-high two passes defended in the Week 3 win at Minnesota, helping support a defense that held the Vikings to zero third-down conversions in the first half...Closed out the Week 4 win against the Raiders with a game-sealing interception on Las Vegas' final offensive possession...Led the defense with two passes defended in the Week 8 win over the Chicago Bears on *Sunday Night Football*, as one of the breakups occurred on an attempted fourth-down conversion...**vs. Miami (Sept. 10):** Totaled two tackles (one solo) in Week 1, aiding a defensive unit that limited the Dolphins to 3.5 yards per rush in the game...**at Tennessee (Sept. 17):** Started at CB, recording six tackles (five solo), including one tackle for loss...**at Minnesota (Sept. 24):** Secured six solo tackles and a team-best and season-high two passes defended in the road victory...The latter of his two passes defended occurred on a deep pass intended for WR Jordan Addison in the fourth quarter, causing an incompleteness...**vs. Las Vegas (Oct. 1):** Totaled six solo stops and his first interception of the season, closing out the game with a takeaway on the Raiders' final offensive possession...Defending the goal line against Raiders WR Davante Adams, jumped an out route and intercepted the potential passing score, registering a takeaway and granting the Chargers the final possession...Supported a defense that held the Raiders to just one third-down conversion (1-for-11)...**vs. Dallas (Oct. 16):** Collected six tackles for the fourth-straight game, five of which were solo, in the *Monday Night Football* matchup against the Cowboys...**at Kansas City (Oct. 22):** Totaled his second interception of the season by picking off QB Patrick Mahomes for the second time in his career...Secured the takeaway on a deep pass intended for WR Mecole Hardman in the second quarter...Helped propel a unit that registered its fourth multi-takeaway performance of the season as a defense, tied for third-most by any unit in the NFL...Finished the game with three solo stops...**vs. Chicago (Oct. 29):** Totaled five solo stops in the winning effort on primetime, along with a team-high two passes defended...On fourth-and-two in the fourth quarter, created the incompleteness on a pass intended for RB Darrynton Evans...Aided a defense that picked off two passes and forced three turnovers on downs, holding Chicago to one fourth-down conversions on four attempts...**at New York Jets (Nov. 6):** Totaled four solo stops in the primetime victory on *Monday Night Football*...Aided a unit

## 2023, LOS ANGELES CHARGERS

Date	Opp.	Res.	Games		Tackles					Interceptions					Fumbles			
			P/S	Tot	So	As	Sk	Yd	TFL	No.	Yd	Lg	TD	PD	FF	FR		
09/10	Mia.	L	1/0	2	1	1	0.0	0	0	0	0	0	0	0	0	0	0	
09/17	at Ten.	L (OT)	1/1	6	5	1	0.0	0	1	0	0	0	0	0	0	0	0	
09/24	at Min.	W	1/1	6	6	0	0.0	0	0	0	0	0	0	2	0	0	0	
10/01	L.V.	W	1/1	6	6	0	0.0	0	0	1	8	8	0	1	0	0	0	
10/16	Dal.	L	1/1	6	5	1	0.0	0	0	0	0	0	0	0	0	0	0	
10/22	at K.C.	L	1/1	3	3	0	0.0	0	0	1	0	0	0	1	0	0	0	
10/29	Chi.	W	1/1	5	5	0	0.0	0	0	0	0	0	0	2	0	0	0	
11/06	at NYJ	W	1/1	4	4	0	0.0	0	0	0	0	0	0	0	0	0	0	
11/12	Det.	L	1/1	1	1	0	0.0	0	0	0	0	0	0	0	0	0	0	
11/19	at G.B.	L	1/1	1	1	0	0.0	0	0	0	0	0	0	1	0	0	0	
11/26	Bal.	L	1/1	4	3	1	0.0	0	0	0	0	0	0	1	0	0	0	
12/03	at N.E.	W	1/1	5	4	1	0.0	0	0	0	0	0	0	1	0	0	0	
12/10	Den.	L	1/1	5	4	1	0.0	0	0	0	0	0	0	1	0	0	0	
12/14	at L.V.	L	1/1	1	1	0	0.0	0	0	0	0	0	0	2	0	0	0	
12/23	Buf.	L	1/1	2	1	1	0.0	0	0	0	0	0	0	0	0	0	0	
12/31	at Den.	TBD	K.C.															
<b>'23 TOTALS</b>				<b>5-10</b>	<b>15/14</b>	<b>57</b>	<b>50</b>	<b>7</b>	<b>0.0</b>	<b>0</b>	<b>1</b>	<b>2</b>	<b>8</b>	<b>8</b>	<b>0</b>	<b>12</b>	<b>0</b>	<b>0</b>

that held the Jets to 3-of-17 on third down (17.6 pct.), totaled a season-high eight sacks, collected three takeaways and didn't allow the Jets to score an offensive touchdown...**vs. Detroit (Nov. 12):** Secured one solo tackle in pass coverage...**at Green Bay (Nov. 19):** Recorded one solo stop and one pass defended in the road matchup...In the second quarter, jarred a ball loose from RB Emanuel Wilson, recording his seventh pass defended of the season...**vs. Baltimore (Nov. 26):** Logged four tackles (three solo) and one pass defended in the *Sunday Night Football* matchup...Broke up a screen intended for WR Zay Flowers on a third-and-one in the third quarter, his team-best eight pass defended...Contributed significantly on defense, aiding a unit that held the Ravens to just three points off of turnovers and scoreless in the fourth quarter for just the second time this season, allowing just four conversions on 13 third-down attempts (30.8 pct.)...**at Baltimore (Dec. 3):** Amassed five tackles (four solo) and one pass defended in the rainy road victory in Foxborough...On third-and-eight in the fourth quarter of the Patriots' final offensive drive, broke up a pass intended for WR DeVante Parker near the first down marker, causing the incompleteness and forcing an ensuing fourth down...Helped support a unit that held an opponent scoreless for the duration of the game for the first time since 2017 (Week 7) and matched a season-best with eight tackles for loss...**vs. Denver (Dec. 10):** Started at CB and collected five tackles (four solo) along with his team-leading 10th pass defended this season...Logged his fourth-straight game with a pass defended, gaining the credit for the breakup on a deep pass intended for WR Jerry Jeudy...**at Las Vegas (Dec. 14):** Totaled one tackle and two passes defended on *Thursday Night Football*, setting a new career-high with 12 passes defended this season...**vs. Buffalo (Dec. 23):** Secured two tackles (one solo) in pass coverage...Anchored a unit that held the Bills without a third-down conversion in the first half.



## ASANTE SAMUEL JR. NFL STATISTICS

Year	Team	GP	GS	— Tackles —					— Interceptions —					— Fumbles —			ST Tackles	
				Total	Solo	Asst	Sacks	Yds	TFL	No.	Yds	Lg	TD	PD	FF	FR		Yds
2021	Los Angeles Chargers.....	12	12	43	33	10	0.0	0	1	2	26	26	0	11	0	0	0	0
2022	Los Angeles Chargers.....	17	15	57	48	9	0.0	0	1	2	11	11	0	11	0	1	0	0
2023	Los Angeles Chargers.....	15	14	57	50	7	0.0	0	1	2	8	8	0	12	0	0	0	0
<b>NFL Totals.....</b>		<b>44</b>	<b>41</b>	<b>157</b>	<b>131</b>	<b>26</b>	<b>0.0</b>	<b>0</b>	<b>3</b>	<b>6</b>	<b>45</b>	<b>26</b>	<b>0</b>	<b>34</b>	<b>0</b>	<b>1</b>	<b>0</b>	<b>0</b>

<b>POSTSEASON</b>		GP	GS	— Tackles —					— Interceptions —					— Fumbles —			ST Tackles	
Year	Team			Total	Solo	Asst	Sacks	Yds	TFL	No.	Yds	Lg	TD	PD	FF	FR		Yds
2022	Los Angeles Chargers.....	1	1	3	3	0	0.0	0	0	3	20	16	0	6	0	0	0	0
<b>NFL Totals.....</b>		<b>1</b>	<b>1</b>	<b>3</b>	<b>3</b>	<b>0</b>	<b>0.0</b>	<b>0</b>	<b>0</b>	<b>3</b>	<b>20</b>	<b>16</b>	<b>0</b>	<b>6</b>	<b>0</b>	<b>0</b>	<b>0</b>	<b>0</b>



# FOSTER SARELL ⚡ 73

**TACKLE | STANFORD**

6-6 | 322 lbs | TACOMA, WASH.

FREE AGENT — 2021

EXPERIENCE: 2ND NFL SEASON

3RD YEAR WITH CHARGERS

**2023:** Primarily contributed on special teams through 15 games...  
**vs. Miami (Sept. 10):** Supported the field goal unit on each of the two field goal tries, including K Cameron Dicker's career-long 50-yard field goal in the second quarter, and all four successful PATs...Saw action on two special teams snaps...**at Tennessee (Sept. 17):** Supported the field goal unit on all three of Dicker's made field goals, including the game-tying field goal as time expired in regulation, and one made PAT...**at Minnesota (Sept. 24):** Contributed on special teams, primarily on the field goal unit...**vs. Las Vegas (Oct. 1):** Saw action on two offensive snaps as an extra lineman...Also contributed protection on all three PATs and the successful field goal try...**vs. Dallas (Oct. 16):** Aided the field goal/PAT unit...**at Kansas City (Oct. 22):** Contributed the field goal unit, which helped K Cameron Dicker set a career-long with a 55-yard make, added two made PATs...**vs. Chicago (Oct. 22):** Contributed on the field goal protection unit, as the group made three field goals and three extra points, totaling 12 points...**at New York Jets (Nov. 6):** Saw action on five special teams plays, as well as one offensive snap...**vs. Detroit (Nov. 12):** Contributed as an extra blocker on offense and provided support on the field goal protection unit...**at Green Bay (Nov. 19):** Aided the field goal protection unit on all four successful kicks (two made FGs, two PATs)...**vs. Baltimore (Nov. 26):** Contributed on the field

## FOSTER SARELL NFL GAMES

Year	Team	GP	GS
2022	Los Angeles Chargers	7	3
2023	Los Angeles Chargers	15	0
<b>NFL Totals</b>		<b>22</b>	<b>3</b>
POSTSEASON			
Year	Team	GP	GS
2022	Los Angeles Chargers	1	0
<b>Postseason Totals</b>		<b>1</b>	<b>0</b>

goal protection unit as Cameron Dicker successfully converted a 39-yard field goal in the first quarter and a PAT in the fourth quarter...**at New England (Dec. 3):** Saw action on the field goal unit that protected K Cameron Dicker while scoring the team's points...**vs. Denver (Dec. 10):** Added protection on the field goal/PAT unit...**at Las Vegas (Dec. 14):** Aided the protection on all three successful PATs...**vs. Buffalo (Dec. 23):** Provided support on the field goal unit, as Cameron Dicker became the first Chargers kickfoer to secure at least five made field goals in a game in over a decade, with four of them coming from 40-plus yards, the most by a Bolt in a game in at least the last 30 years.



# JK SCOTT ⚡ 16

**PUNTER | ALABAMA**

6-5 | 208 lbs | DENVER, COLO.

FREE AGENT — 2022

EXPERIENCE: 5TH NFL SEASON

2ND YEAR WITH CHARGERS

**2023:** Through 15 games, has punted 66 times, averaging a career-best 46.6 yards per punt with a career-best 42.6-yard net average, registering 26 punts that have been downed inside of the opponent's 20-yard line and a long punt of a franchise-record 83 yards...In the Week 13 win at New England, orchestrated a single-game career-best performance, setting the franchise's single-game record with a career-high seven punts placed inside of the Patriots' 20-yard line, with four of the punts being downed inside of the 10-yard line...In the Week 7 matchup at Kansas City, placed four punts inside of the Chiefs' 20-yard line, including three inside of the 10, registering a gross mark of 52.2 yards per punt, the fourth-best single-game average of his career...Recorded two performances this season with four punts downed inside of the opponent's 20-yard line, which each tie for the second-most by any punter in a single game this season...Has handled all holding respinsibilities on field goal and extra points, as K Cameron Dicker has gone eight-for-nine on field goal tries, including a long of 55 yards, and 16-for-16 on PATs...**vs. Miami (Sept. 10):** Opened the season with a 48.3-yard average (41.7 net) on three punts, including a long punt of 62 yards...Also held on both of K Cameron Dicker's successful field goals, including his career-long 50-yard field goal in the second quarter, and all four converted PATs...**at Tennessee (Sept. 17):** Punted six times for 234 yards, averaging 39.0 yards per punt with a 37.2-yard net average, placing four punts inside of the Titans' 20-yard line...Held for Dicker's game-tying 33-yard field goal as time expired in regulation...**at Minnesota (Sept. 24):** Punted three times, averaging 37.3 gross yards per punt with a 37.3-yard net...Held on all four of Dicker's successful PATs...**vs. Las Vegas (Oct. 1):** Totaled 160 yards on four punts (40.0 avg.) with a net mark of 39.8-yard per punt with a long punt of 49 yards...**vs. Dallas (Oct. 16):** Punted five times, totaling 203 yards (40.6 avg.) with a net mark of 37.6 yards per punt, with a long punt of 50 yards...Landed one punt inside of Dallas' 20-yard line, registering his sixth In20 punt of the year...**at Kansas City (Oct. 22):** Punted on five occasions, registering a 52.2 gross average (42.2 net), the fourth-highest single-game mark in his career, and tied a season-high with four punts downed inside of Kansas City's 20-yard line, including three downed inside of the 10...Registered a season-long 65-yard punt in the fourth quarter that went out of bounds at the Chiefs' three-yard line...**vs. Chicago (Oct. 29):** Punted twice, netting a 37.0-yard average with a total of 88 gross yards, landing one punt inside of Chicago's 20-yard line with a long punt of 63 yards...**at New York Jets (Nov. 6):** Punted a season-high eight times, registering a 45.5-yard average with a 42.0-yard net, with a long of 54 yards, one touchback and one punt downed inside of New York's 20-yard line...**vs. Detroit (Nov. 12):** Punted twice,

## 2023, LOS ANGELES CHARGERS

Date	Opp.	Res.	GP	Gross					Net		Blk.	Ret.	Yds		
				No.	Yds	Avg.	Lg	TB	In20	Yds				Avg.	
09/10	Mia.	L	1	3	145	48.3	62	1	0	125	41.7	0	0	0	
09/17	at Ten.	L (OT)	1	6	234	39.0	47	0	4	223	37.2	0	2	11	
09/24	at Min.	W	1	3	112	37.3	52	0	1	112	37.3	0	0	0	
10/01	L.V.	W	1	4	160	40.0	49	0	0	159	39.8	0	1	1	
10/16	Dal.	L	1	5	203	40.6	50	0	1	188	37.6	0	2	15	
10/22	at K.C.	L	1	5	261	52.2	65	0	4	211	42.2	0	1	50	
10/29	Chi.	W	1	2	88	44.0	63	0	1	74	37.0	0	1	14	
11/06	at NYJ	W	1	8	364	45.5	54	1	1	336	42.0	0	3	8	
11/12	at Det.	L	1	2	107	53.5	58	0	0	95	47.5	0	1	12	
11/19	at G.B.	L	1	3	143	47.7	57	0	1	134	44.7	0	3	19	
11/26	Bal.	L	1	3	156	52.0	57	0	1	153	51.0	0	1	3	
12/03	at N.E.	W	1	8	367	45.9	62	1	7	347	43.4	0	2	0	
12/10	Den.	L	1	5	287	57.4	83	1	2	242	48.4	0	2	25	
12/14	at L.V.	L	1	5	246	49.2	60	0	2	222	44.4	0	2	24	
12/23	Buf.	L	1	4	200	50.0	57	0	1	189	47.3	0	3	11	
12/31	at Den.	TBD													
<b>'23 TOTALS</b>			<b>5-10</b>	<b>15</b>	<b>66</b>	<b>3,073</b>	<b>46.6</b>	<b>83</b>	<b>4</b>	<b>26</b>	<b>2,810</b>	<b>42.6</b>	<b>0</b>	<b>24</b>	<b>183</b>

averaging 53.5 yards per punt (47.5 net) with a long punt of 58 yards in the game...Held on all five of Cameron Dicker's made PATs and the 48-yard successful field goal in the second quarter...**at Green Bay (Nov. 19):** Punted three times, registering 47.7 gross yards per punt with a 44.7-yard net with a long of 57 yards and one punt downed inside of Green Bay's 20-yard line...**vs. Baltimore (Nov. 26):** Registered a season-high 51.0-net punt average in the *Sunday Night Football* contest, registering a long of 57 yards...Booted the 57-yard punt near the end of the first quarter, flipping the field...Landed one punt inside of Baltimore's 20-yard line, his 14th of the season...**at New England (Dec. 3):** On a rainy afternoon, punted eight times for 367 yards (45.9 avg., 43.3 net), placing seven of his punts inside of the Patriots' 20-yard line, with 10 landing inside the 10...With his seven punts inside of the 20, set a single-game career-best and a franchise record for the most in a single outing...Also held on each of Cameron Dicker's two successful 38-yard field goals...**vs. Denver (Dec. 10):** Punted five times, averaging 57.4 yards per punt (48.4 net) with a career-long and franchise-record 83-yard long with two punts being downed inside of the 20-yard line...**at Las Vegas (Dec. 14):** Punted five times on *Thursday Night Football*, recording an average of 49.2 yards per punt, including a 44.4 net mark...Registered a long punt of 60 yards, with two punts being downed inside of the Raiders' 20-yard line...**vs. Buffalo (Dec. 23):** Registered a gross average of 50.0 yards per punt on five punts, his fifth outing of the season with a gross average of 50-plus yards... Held for all five of Cameron Dicker's made field goals, the most by any Chargers kicker in a game in over a decade, including four from 40-plus yards that are the most by a Bolt since at least 1991.

## JK SCOTT NFL STATISTICS

Year	Team	GP	— Gross —				— Opponent —		Net Avg.	In 20	TB	FC	Block
			No.	Yards	Avg.	Lg	Ret	Yards					
2018	Green Bay	16	71	3,176	44.7	67	20	206	38.8	19	9	27	1
2019	Green Bay	16	77	3,386	44.0	66	26	233	39.9	29	4	25	0
2020	Green Bay	16	46	2,092	45.5	62	17	291	37.0	15	3	10	1
2021	Jacksonville	1	4	159	39.8	47	0	0	39.8	0	0	0	0
2022	Los Angeles Chargers	17	73	3,186	43.6	60	19	58	41.5	28	5	30	0
2023	Los Angeles Chargers	15	66	3,073	46.6	83	24	183	42.6	26	4	12	0
<b>NFL Totals</b>		<b>80</b>	<b>337</b>	<b>15,072</b>	<b>44.7</b>	<b>83</b>	<b>106</b>	<b>971</b>	<b>40.1</b>	<b>117</b>	<b>25</b>	<b>120</b>	<b>2</b>

POSTSEASON													
Year	Team	GP	— Gross —				— Opponent —		Net Avg.	In 20	TB	FC	Block
			No.	Yards	Avg.	Lg	Ret	Yards					
2019	Green Bay	2	8	345	43.1	62	2	36	38.6	2	0	2	0
2020	Green Bay	2	5	222	44.4	55	2	10	42.4	1	0	2	0
2022	Los Angeles Chargers	1	5	203	40.6	54	2	4	39.8	3	0	1	0
<b>NFL Totals</b>		<b>5</b>	<b>18</b>	<b>770</b>	<b>42.8</b>	<b>62</b>	<b>6</b>	<b>50</b>	<b>40.0</b>	<b>6</b>	<b>0</b>	<b>5</b>	<b>0</b>



# RASHAWN SLATER ⚡ 70

TACKLE | NORTHWESTERN

6-4 | 315 lbs | SUGAR LAND, TEXAS

DRAFT 1 — 2021

EXPERIENCE: 3RD NFL SEASON

3RD YEAR WITH CHARGERS

**2023:** Started at LT in each of the 15 games...In the Week 1 bout against Miami, helped anchor an offense that totaled 433 net yards and 30 first downs, while becoming the first NFL team since 2010 to rush for 230 yards and two touchdowns on Kickoff Weekend...Protected QB Justin Herbert in Week 2 as the signal-caller registered is 23rd career 300-yard passing performance... Protected Justin Herbert as he threw for a career-high 40 receptions and a career-best 405 yards in the Week 3 win over Minnesota, as Herbert became the first player in Chagers history to throw for 400 yards with 40 completions, three touchdowns and zero interceptions in a single game and set the NFL's all-time record for most completions in a player's first four seasons... Helped the offense rush for 155 yards in the Week 4 win over the division-rival Raiders...**vs. Miami (Sept. 10):** Started at LT... Supported the offensive unit as the group accounted for 433 net yards offensively with 30 first downs...Helped propel RB Austin Ekeler to total 164 yards from scrimmage, including 117 on the ground and one touchdown, as Ekeler and RB Joshua Kelley became the first pair of Chargers RBs to each eclipse 90 yards rushing in the same game since 2008...As a group, the offense became the league's first unit to rush for 230 yards and two touchdowns on Kickoff Weekend since 2010...**at Tennessee (Sept. 17):** Started at LT...Protected Justin Herbert in Week 2, as the signal-caller registered his 23rd career 300-yard passing game, the third-most by any player in their first four professional seasons in NFL history...Aided an offense that accounted for three fourth-down conversions in the first half...**at Minnesota (Sept. 24):** Started at LT...Helped the offense total 475 yards of offense in the game, allowing just one sack on 49 dropbacks...Protected Justin Herbert as he threw for a career-high 40 receptions and a career-best 405 yards in the Week 3 win over Minnesota, as Herbert became the first player in Chagers history to throw for 400 yards

## RASHAWN SLATER NFL GAMES

Year	Team	GP	GS
2021	Los Angeles Chargers	16	16
2022	Los Angeles Chargers	3	3
2023	Los Angeles Chargers	15	15
<b>NFL Totals</b>		<b>34</b>	<b>34</b>

with 40 completions, three touchdowns and zero interceptions in a single game and set the NFL's all-time record for most completions in a player's first four seasons...**vs. Las Vegas (Oct. 1):** Started at LT, helping the offense rush for 155 yards on the day... The offense accounted for 95 rushing yards in the first quarter, the most by a Bolts offense in a first quarter since 2017...**vs. Dallas (Oct. 16):** Started at LT and appeared on all 73 offensive snaps in the game...**at Kansas City (Oct. 22):** Started at LT and played all 63 snaps...**vs. Chicago (Oct. 29):** Started at LT and supported a unit that allowed zero sacks in the primetime win on *Sunday Night Football*...**at New York Jets (Nov. 6):** Started at LG and helped RB Austin Ekeler total multiple touchdowns in a winning effort on *Monday Night Football*...**vs. Detroit (Nov. 12):** Started at LT and supported an OL unit that didn't allow a sack...**at Green Bay (Nov. 19):** Started at LT, helping the offense total 150 rushing yards...**vs. Baltimore (Nov. 26):** Started at LT on *Sunday Night Football*...**at New England (Dec. 3):** Started at LT on the road and aided an OL that allowed zero turnovers and zero sacks...**vs. Denver (Dec. 10):** Started at LT in the Week 14 matchup...**at Las Vegas (Dec. 14):** Started at LT, appearing in all 65 snaps on *Thursday Night Football*...**vs. Buffalo (Dec. 23):** Started at LT and helped QB Easton Stick secure the third-best completion percentage (70.8 pct.) among all quarterbacks in their first two career starts with at least three passing touchdowns and one rushing score.



# STONE SMARTT ⚡ 48

TIGHT END | OLD DOMINION

6-4 | 226 lbs | SACRAMENTO, CALIF.

FREE AGENT — 2022

EXPERIENCE: 2ND NFL SEASON

2ND YEAR WITH CHARGERS

**2023:** Appearing in 14 games (three starts), has totaled seven receptions for 118 yards (16.9 avg.) and one touchdown with a long grab of 51 yards...In the Week 11 matchup at Green Bay, found the endzone for a 51-yard touchdown reception, the longest catch of his career and his first-career NFL touchdown...Primarily contributed on special teams in the season opener...Recorded a career-long 24-yard grab in Week 2...**vs. Miami (Sept. 10):** Opened the season by serving as a primary contributor on special teams... Supplied six snaps of support on offense...**at Tennessee (Sept. 17):** Registered one catch for 24 yards (24.0 avg.) in Week 2... Near the end of the third quarter, hauled-in a career-long 24 yard reception, helping set up a WR Keenan Allen go-ahead touchdown three plays later...Also contributed on special teams... **at Minnesota (Sept. 24):** Started at TE, contributing 17 snaps on offense and providing aid on special teams...**vs. Las Vegas (Oct. 1):** Contributed on 26 offensive snaps and 11 special teams plays in the win over the division-rival Raiders...**vs. Dallas (Oct. 16):** Saw action both on offense and on special teams in the *Monday Night Football* matchup...**at Kansas City (Oct. 22):** Caught one pass for five yards, a fourth-quarter reception...**vs. Chicago (Oct. 29):** Served as a primary contributor offensively in the primetime win on Sunday Night Football...**at New York Jets (Nov. 6):** Received one offensive target, while also contributing on special teams in the win on *Monday Night Football*...**vs. Detroit (Nov. 12):** Contributed both on offense and on special teams...**at Green Bay (Nov. 19):** Secured one catch in the game, a career-long 51-yard touchdown in the second quarter, making his first-career NFL touchdown...**vs. Baltimore (Nov. 26):** Contributed offensively

2023, LOS ANGELES CHARGERS																
Date	Opp.	Res.	Games		Receiving					Rushing					Scrim Yds	
			P/S	No.	Yds	Avg.	Lg	TD	Att	Yds	Avg.	Lg	TD			
09/10	Mia.	L	1/0	0	0	—	—	0	0	0	—	—	0	0	0	
09/17	at Ten.	L (OT)	1/0	1	24	24.0	24	0	0	0	—	—	0	0	24	
09/24	at Min.	W	1/1	0	0	—	—	0	0	0	—	—	0	0	0	
10/10	L.V.	W	1/0	0	0	—	—	0	0	0	—	—	0	0	0	
10/16	Dal.	L	1/0	0	0	—	—	0	0	0	—	—	0	0	0	
10/22	at K.C.	L	1/0	1	5	5.0	5	0	0	0	—	—	0	0	5	
10/20	Chi.	W	1/1	0	0	—	—	0	0	0	—	—	0	0	0	
11/06	at NYJ	W	1/0	0	0	—	—	0	0	0	—	—	0	0	0	
11/12	Det.	L	1/0	0	0	—	—	0	0	0	—	—	0	0	0	
11/19	at G.B.	L	1/1	1	51	51.0	51t	1	0	0	—	—	0	0	51	
11/26	Bal.	L	1/0	0	0	—	—	0	0	0	—	—	0	0	0	
12/03	at N.E.	W	1/0	0	0	—	—	0	0	0	—	—	0	0	0	
12/10	Den.	L	0/0	—	Inactive	—	—	—	—	—	—	—	—	—	—	
12/14	at L.V.	L	1/0	3	15	5.0	6	0	0	0	—	—	0	0	15	
12/23	Buf.	L	1/0	1	23	23.0	23	0	0	0	—	—	0	0	23	
12/32	at Den.	TBD	K.C.													
<b>'23 TOTALS</b>				<b>5-10</b>	<b>14/3</b>	<b>7</b>	<b>118</b>	<b>16.9</b>	<b>51t</b>	<b>1</b>	<b>0</b>	<b>0</b>	<b>—</b>	<b>—</b>	<b>0</b>	<b>118</b>

in the *Sunday Night Football* matchup...**at New England (Dec. 3):** Aided on offense and on special teams in the rainy win...**vs. Denver (Dec. 10):** Contributed both offensively and on special teams...**at Las Vegas (Dec. 14):** Set a career-high with three receptions for 15 yards (5.0 avg.) on *Thursday Night Football*... **vs. Buffalo (Dec. 23):** Caught one pass for 23 yards, a third-down conversion for the offense on the unit's opening drive, which led to an eventual made field goal to take the early lead...Helped QB Easton Stick secure the third-best completion percentage (70.8 pct.) among all quarterbacks in their first two career starts with at least three passing touchdowns and one rushing score.

## STONE SMARTT NFL STATISTICS

Year	Team	GP	GS	— Receiving —					— Rushing —					— Scrimmage —
				No.	Yds	Avg.	Lg	TD	Att	Yds	Avg.	Lg	TD	Yards
2022	Los Angeles Chargers	7	1	4	17	4.3	8	0	0	0	—	—	0	17
2023	Los Angeles Chargers	14	3	7	118	16.9	51t	1	0	0	—	—	0	118
<b>NFL Totals</b>		<b>21</b>	<b>4</b>	<b>11</b>	<b>135</b>	<b>12.3</b>	<b>51t</b>	<b>1</b>	<b>0</b>	<b>0</b>	<b>—</b>	<b>—</b>	<b>0</b>	<b>135</b>



# ISAIAH SPILLER ⚡ 28

**RUNNING BACK | TEXAS A&M**

6-1 | 215 lbs | SPRING, TEXAS

DRAFT 4 — 2022

EXPERIENCE: 2ND NFL SEASON

2ND YEAR WITH CHARGERS

**2023:** Has appeared in eight games, totaling 36 rushes for 97 yards (2.7 avg.) and four receptions for 24 yards (6.0 avg.)... Rushed for a single-game career-high and team-best 50 yards on 16 attempts (3.1 avg.) on *Thursday Night Football* in Week 15...Made season debut in Week 2 and contributed on offense in Week 3...Inactive (healthy scratch) in Week 1...**vs. Miami (Sept. 10):** Inactive (healthy scratch)...**at Tennessee (Sept. 17):** Recorded one rush attempt, gaining three yards on the second-down play in the second quarter...**at Minnesota (Sept. 24):** Rushed twice for seven yards (3.5 avg.) with a long carry of six yards...**vs. Las Vegas (Oct. 1):** Rushed five times for 12 yards (2.4 avg.) and added two receptions for 15 yards (7.5 avg.) out of the backfield, tallying a long reception of 10 yards, in the home victory over the division-rival Raiders...Contributed to the offense's output of 155 rushing yards, including 95 in the first quarter...**vs. Dallas (Oct. 16):** Tallied one rush for two yards in the second quarter... **at Kansas City (Oct. 22):** Active, did not play...**vs. Chicago (Oct. 29):** Aided the offense, providing three yards on three carries, along with one reception for five yards out of the backfield (5.0 avg.)...**at New York Jets (Nov. 6):** Inactive...**vs. Denver (Dec. 10):** Rushed for a season-high 19 yards on six carries (3.2 avg.) with a long tote of six yards...**at Las Vegas (Dec. 14):** Led the Chargers

2023, LOS ANGELES CHARGERS																
Date	Opp.	Res.	Games		Rushing					Receiving				Scrim Yds		
			P/S	No.	Yds	Avg.	Lg	TD	Att	Yds	Avg.	Lg	TD			
09/10	Mia.	L	0/0	— Inactive —												
09/17	at Ten.	L (OT)	1/0	1	3	3.0	3	0	0	0	—	—	0	3		
09/24	at Min.	W	1/0	2	7	3.5	6	0	0	0	—	—	0	7		
10/01	L.V.	W	1/0	5	12	2.4	4	0	2	15	7.5	10	0	27		
10/16	Dal.	L	1/0	1	2	2.0	2	0	0	0	—	—	0	2		
10/22	at K.C.	L	0/0	— Active, did not play —												
10/29	Chi.	W	1/0	3	3	1.0	2	0	1	5	5.0	5	0	8		
11/06	at NYJ	W	0/0	— Inactive —												
11/12	Det.	L	0/0	— Inactive —												
11/19	at G.B.	L	0/0	— Inactive —												
11/26	Bal.	L	0/0	— Inactive —												
12/03	at N.E.	W	0/0	— Inactive —												
12/10	Den.	L	1/0	6	19	3.2	6	0	1	5	5.0	5	0	24		
12/14	at L.V.	L	1/0	16	50	3.1	8	0	0	0	—	—	0	50		
12/23	Buf.	L	1/0	2	1	0.5	1	0	1	4	4.0	4	0	5		
12/32	at Den.															
TBD	K.C.															
<b>'23 TOTALS</b>				<b>5-10</b>	<b>8/0</b>	<b>36</b>	<b>97</b>	<b>2.7</b>	<b>8</b>	<b>0</b>	<b>4</b>	<b>24</b>	<b>6.0</b>	<b>10</b>	<b>0</b>	<b>121</b>

on the ground with 50 yards on 16 carries (3.1 avg.) with a long of eight yards on *Thursday Night Football*...**vs. Buffalo (Dec. 23):** Totaled one reception for eight yards, helping QB Easton Stick secure the third-best completion percentage (70.8 pct.) among all quarterbacks in their first two career starts with at least three passing touchdowns and one rushing score.

## ISAIAH SPILLER NFL STATISTICS

Year	Team	GP	GS	— Rushing —					— Receiving —					— Scrimmage —
				No.	Yds	Avg.	Lg	TD	Att	Yds	Avg.	Lg	TD	Yards
2022	Los Angeles Chargers	6	0	18	41	2.3	11	0	3	13	4.3	8	0	54
2023	Los Angeles Chargers	8	0	36	97	2.7	8	0	4	24	6.0	10	0	121
<b>NFL Totals</b>		<b>14</b>	<b>0</b>	<b>54</b>	<b>138</b>	<b>2.6</b>	<b>11</b>	<b>0</b>	<b>8</b>	<b>33</b>	<b>5.3</b>	<b>10</b>	<b>0</b>	<b>175</b>



# EASTON STICK ⚡ 2

QUARTERBACK | NORTH DAKOTA STATE

6-1 | 224 lbs | OMAHA, NEB.

DRAFT 5 — 2019

EXPERIENCE: 5TH NFL SEASON

5TH YEAR WITH CHARGERS

**2023:** In three games (two starts), has completed 59-of-89 pass attempts (66.3 pct.) for 651 yards and three touchdowns, including a 79-yard passing score, to one interception, registering a 94.4 passer rating...Has added 36 yards on nine carries, including a career-long 21 yard rushing gain, as well as one rushing touchdown...Over his first two starts, has registered a 70.8 completion percentage, which is third-best among all passers in NFL history through their first two starts with at least three passing touchdowns and one rushing touchdowns...Active, did not play each of the 12 games, before making his season debut in the Week 14 matchup against Denver...Made first career start in the Week 15 *Thursday Night Football* matchup against the division-rival Raiders, where he set the record for most passing touchdowns by a Chargers passer in their first career start in franchise history (three)...**vs Denver (Dec. 10):** Entered the game late in the second quarter and totaled 13 completions on 24 attempts (52.2 pct.) for 179 yards with zero interceptions over the remainder of the game...Accounted for eight first downs through the air...**at Las Vegas (Dec. 14):** On *Thursday Night Football*, completed 23-of-32 passes (71.9 pct.) for 257 yards and three touchdowns to one interception, registering a 113.7 passer rating that set the NFL record for highest mark among quarterbacks with an experience of at least five seasons making their first career start...The three passing scores, which were thrown to three different receivers, were the most in a first-career start by any Chargers passer in franchise history...Moved the chains on four of his five third-down completions in the second half...**vs. Buffalo (Dec. 23):** Amassed 215 yards on 23-of-33 passing (69.7 pct.), along with 25 yards on the ground and a rushing score, in the primetime start...Over his first two starts, has accumulated a completion percentage of 70.8, to go along with three passing touchdowns and one rushing score to secure the third-best completion percentage among all quarterbacks in their first two career starts with at least three

2022, LOS ANGELES CHARGERS																		
Date	Opp.	Res.	Games P/S	Passing														
				Att	Cmp	Pct.	Yards	TD	Int	Lg	Sk	Rating						
09/10	Mia.	L	0/0															
09/17	at Ten.	L (OT)	0/0															
09/24	at Min.	W	0/0															
10/01	L.V.	W	0/0															
10/16	Dal.	L	0/0															
10/22	at K.C.	L	0/0															
10/29	Chi.	W	0/0															
11/06	at NYJ	W	0/0															
11/12	Det.	L	0/0															
11/19	at G.B.	L	0/0															
11/26	Bal.	L	0/0															
12/03	at N.E.	W	0/0															
12/10	Den.	L	1/0	24	13	54.2	179	0	0	57	2		78.3					
12/14	at L.V.	L	1/1	32	23	71.9	257	3	1	79t	3		113.7					
12/23	Buf.	L	1/1	33	23	69.7	215	0	0	23	5		87.3					
12/31	at Den.																	
TBD	K.C.																	
<b>'23 TOTALS</b>	<b>5-10</b>	<b>3/2</b>		<b>89</b>	<b>59</b>	<b>66.3</b>	<b>651</b>	<b>3</b>	<b>1</b>	<b>79t</b>	<b>10</b>		<b>94.4</b>					

passing touchdowns and one rushing touchdown in NFL history... Moved the chains on 10 of his 23 completions...Opened the game by leading the offense on a 14-play, 90-yard scoring drive, completing five-of-seven passes for 72 yards on the series...Two series later, capitalizing off of a special teams takeaway, found the end zone with his legs on a two-yard rushing touchdown, the first rushing score of his career...Finished the game with 25 yards on seven carries, including a career-long 21-yard scamper in the third quarter to move the offense further into Buffalo territory and ultimately lead to a K Cameron Dicker field goal to bring the game within one point...Completed each of his first four passes to start the game, including a 21-yard deep pass to WR Quentin Johnston and a 19-yard completion to WR Joshua Palmer on third down to sustain the drive, before connecting with TE Stone Smartt on a 23-yard completion on third-and-nine...ultimately taking the early lead over the Bills.

## EASTON STICK NFL STATISTICS

Year	Team	GP	GS	— Passing —										— Rushing —					
				Att	Cmp	Pct.	Yards	Y/A	TD	Int	Lg	Sk	Lost	Rating	Att	Yds	Avg.	Lg	TD
2019	Los Angeles Chargers	0	0	0	0	0.0	0	—	0	0	—	0	0	0.0	0	0	—	—	0
2020	Los Angeles Chargers	1	0	1	100.0	4	4.0	0	0	4	0	0	83.3	1	-2	-2.0	-2	0	
2021	Los Angeles Chargers	0	0	0	0	0.0	0	—	0	0	—	0	0	0.0	0	0	—	—	0
2022	Los Angeles Chargers	0	0	0	0	0.0	0	—	0	0	—	0	0	0.0	0	0	—	—	0
2023	Los Angeles Chargers	3	2	89	59	66.3	651	7.3	3	1	79t	10	94	94.4	9	36	4.0	21	1
<b>NFL Totals</b>		<b>4</b>	<b>2</b>	<b>90</b>	<b>60</b>	<b>66.7</b>	<b>655</b>	<b>7.3</b>	<b>3</b>	<b>1</b>	<b>79t</b>	<b>10</b>	<b>94</b>	<b>94.4</b>	<b>10</b>	<b>34</b>	<b>3.4</b>	<b>21</b>	<b>1</b>





# JA'SIR TAYLOR ⚡ 36

DEFENSIVE BACK | WAKE FOREST

5-10 | 185 lbs | ASBURY PARK, N.J.

DRAFT 6b — 2022

EXPERIENCE: 2ND NFL SEASON

2ND YEAR WITH CHARGERS

**2023:** Appearing in 14 games (six starts), has totaled 26 tackles (22 solo), one interception and ranks fourth on the team with seven passes defended...Securing his first-career interception in the Week 8 win over the Bears on Sunday Night Football...Tallied a career-high two passes defended in the Week 9 road win over the Jets on *Monday Night Football*...Opened the season with one pass defended in the Week 1 bout against the Dolphins...Logged two solo stops and one pass defended in the road win at Minnesota in Week 3, helping support a defense that held the Vikings without a third-down conversion in the first half...Helped lead a defense that held Las Vegas to just one third-down conversion in the Week 4 win over the Raiders...**vs. Miami (Sept. 10):** Registered one pass defended in the season opener, helping contribute to the defensive unit's 10 passes defended on the day, which tied for the second-most in Week 1 across the NFL and the most by any Chargers defense during Kickoff Weekend since at least 1991... Added 18 snaps contributed on special teams...**at Tennessee (Sept. 17):** Started at DB, registering two tackles (one solo) in the matchup...Contributed on 15 special teams snaps...**at Minnesota (Sept. 24):** Secured two solo tackles in the road win against the Vikings, adding one pass defended late in the first quarter... Supported a defense that held the Vikings without a third-down conversion in the first half...**vs. Las Vegas (Oct. 1):** Totaled a season-high five solo stops in the winning effort, as well as one quarterback hit...Supported a unit that held the Raiders to just one third-down conversion, forcing Las Vegas to go just 1-for-11 (9.1 pct.) on third down...**vs. Dallas (Oct. 16):** Secured two solo stops in the primetime matchup on *Monday Night Football*...**at Kansas City (Oct. 22):** Tallied four solo stops and one pass defended... In the fourth quarter, broke up a third-down pass intended for TE Travis Kelce, forcing the Chiefs to punt and securing his third pass defended of the season...**vs. Chicago (Oct. 29):** Finished the primetime win with one interception...On third-and-eight in the second quarter, picked off QB Tyson Bagent and returned the takeaway eight yards, securing his first-career interception...Aided a defense that picked off two passes and forced three turnovers on downs, holding Chicago to one fourth-down conversions on four attempts...**at New York Jets (Nov. 6):** Totaled four tackles and

Date	Opp.	Res.	Games		Tackles					Interceptions					Fumbles				
			Res.	P/S	Tot	So	As	Sk	Yd	TFL	No.	Yd	Lg	TD	PD	FF	FR		
09/10	Mia.	L	1/0		0	0	0	0.0	0	0	0	0	0	0	0	0	0		
09/17	at Ten.	L (OT)	1/1		2	1	1	0.0	0	0	0	0	0	0	0	0	0		
09/24	at Min.	W	1/1		2	2	0	0.0	0	0	0	0	0	0	1	0	0		
10/01	L.V.	W	1/0		5	5	0	0.0	0	0	0	0	0	0	0	0	0		
10/16	Dal.	L	1/1		2	2	0	0.0	0	0	0	0	0	0	0	0	0		
10/22	at K.C.	L	1/1		4	4	0	0.0	0	0	0	0	0	0	1	0	0		
10/29	Chi.	W	1/0		0	0	0	0.0	0	0	1	8	8	0	1	0	0		
11/06	at NYJ	W	1/1		4	3	1	0.0	0	0	0	0	0	0	0	2	0		
11/12	Det.	L	1/1		4	3	1	0.0	0	0	0	0	0	0	0	0	0		
11/19	at G.B.	L	1/0		2	2	0	0.0	0	0	0	0	0	0	0	1	0		
11/26	Bal.	L	1/0		0	0	0	0.0	0	0	0	0	0	0	0	0	0		
12/03	at N.E.	W	0/0		— Inactive —														
12/10	Den.	L	1/0		0	0	0	0.0	0	0	0	0	0	0	0	0	0		
12/14	at L.V.	L	1/0		1	0	1	0.0	0	0	0	0	0	0	0	0	0		
12/23	Buf.	L	1/0		0	0	0	0.0	0	0	0	0	0	0	0	0	0		
12/31	at Den.																		
TBD	K.C.																		
<b>'23 TOTALS</b>					<b>5-10</b>	<b>14/6</b>	<b>26</b>	<b>22</b>	<b>4</b>	<b>0.0</b>	<b>0</b>	<b>0</b>	<b>1</b>	<b>8</b>	<b>8</b>	<b>0</b>	<b>7</b>	<b>0</b>	<b>0</b>

a team-best, and single-game career-high, two passes defended on *Monday Night Football*...Deflected two passes on the same series in the second quarter, causing a Jets three-and-out...Aided a unit that held the Jets to 3-of-17 on third down (17.6 pct.), totaled a season-high eight sacks, collected three takeaways and didn't allow the Jets to score an offensive touchdown...Also logged a tackle on punt coverage...**vs. Detroit (Nov. 12):** Secured four tackles (three solo) in the home bout...**at Green Bay (Nov. 19):** Logged two solo stops to go along with one pass defended... On a third-and-seven pass in the opening quarter, jarred the ball away from WR Jayden Reed to prevent the third-down conversion and force an ensuing Packers punt...With the deflection, collected his seventh pass defended of the season...**vs. Baltimore (Nov. 26):** Saw action on 12 special teams snaps on *Sunday Night Football*...**at New England (Dec. 3):** Inactive...**vs. Denver (Dec. 10):** Primarily contributed on special teams...**at Las Vegas (Dec. 14):** Secured one tackle defensively and saw action on 16 special teams snaps, a season-high, on *Thursday Night Football*...**vs. Buffalo (Dec. 23):** Secured one tackle on punt coverage...Aided a special teams unit that collected their second takeaway of the season, which is tied for second-most by any team in the NFL.

## JA'SIR TAYLOR NFL STATISTICS

Year	Team	GP	GS	— Tackles —					Yds	TFL	— Interceptions —					— Fumbles —			ST Tackles
				Total	Solo	Asst	Sacks	No.			Yds	Lg	TD	PD	FF	FR	Yds		
2022	Los Angeles Chargers	17	3	16	10	6	0.0	0	0	0	0	0	0	1	0	0	0	6	
2023	Los Angeles Chargers	14	6	26	22	4	0.0	0	0	1	8	8	0	7	0	0	0	3	
<b>NFL Totals</b>		<b>32</b>	<b>9</b>	<b>42</b>	<b>32</b>	<b>10</b>	<b>0.0</b>	<b>0</b>	<b>0</b>	<b>1</b>	<b>8</b>	<b>8</b>	<b>0</b>	<b>8</b>	<b>0</b>	<b>0</b>	<b>0</b>	<b>9</b>	
<b>POSTSEASON</b>				— Tackles —					Yds	TFL	— Interceptions —					— Fumbles —			ST Tackles
Year	Team	GP	GS	Total	Solo	Asst	Sacks	No.			Yds	Lg	TD	PD	FF	FR	Yds		
2022	Los Angeles Chargers	1	0	3	3	0	0.0	0	0	0	0	0	0	0	0	0	0		
<b>Postseason Totals</b>		<b>1</b>	<b>0</b>	<b>3</b>	<b>3</b>	<b>0</b>	<b>0.0</b>	<b>0</b>	<b>0</b>	<b>0</b>	<b>0</b>	<b>0</b>	<b>0</b>	<b>0</b>	<b>0</b>	<b>0</b>	<b>0</b>		



# CAMERON TOM ⚡ 66

**CENTER | SOUTHERN MISSISSIPPI**

6-4 | 300 lbs | BATON ROUGE, LA.

FREE AGENT — 2023

EXPERIENCE: 6TH NFL SEASON

1ST YEAR WITH CHARGERS

**2023:** Signed to the Chargers' active roster prior to Week 16 after spending each of the previous 10 seasons on the club's practice squad...Initially signed with Los Angeles after spending training camp with the Philadelphia Eagles...**vs. Buffalo (Dec. 23):** Active, did not play.

## CAMERON TOM NFL GAMES

Year	Team	GP	GS
2018	New Orleans	11	1
2020	New Orleans	1	0
2021	Miami	1	0
<b>NFL Totals</b>		<b>13</b>	<b>1</b>
POSTSEASON			
Year	Team	GP	GS
2018	New Orleans	2	0
<b>Postseason Totals</b>		<b>2</b>	<b>0</b>



# TULI TUIPULOTU ⚡ 45

OUTSIDE LINEBACKER | SOUTHERN CALIFORNIA

6-3 | 266 lbs | HAWTHORNE, CALIF.

DRAFT 2 — 2023

EXPERIENCE: ROOKIE

**2023:** Appearing in all 15 games (nine starts), has totaled 45 tackles (34 solo), including 4.5 sacks, eight tackles for loss, two forced fumbles and one fumble recovery...Ranks tied for second among all rookie defenders with eight tackles for loss...Registered a tackle for loss in each of the first four games, becoming just one of just seven players in the NFL to do so thus far this year and is the only rookie...In the Week 3 win at Minnesota, secured his second sack in as many weeks and led the defense with four quarterback hits, the most by any defender in the NFL in a single game through the first three weeks of the regular season...In his NFL debut, registered two solo tackles, including one tackle for loss, while also leading the Chargers with 25 special teams snaps...Dropped Titans QB Ryan Tannehill in Week 2 for his first-career sack, aided a defensive unit that totaled a season-high five sacks...Supported a defense that held the Raiders to just one third-down conversion in the Week 4 win...Secured a half-sack and a forced fumble in the Week 16 primetime matchup against the Bills...**vs. Miami (Sept. 10):** Totaled two solo tackles, including one tackle for loss, in his NFL debut...In the third quarter, dropped RB Salvon Ahmed for a loss of two yards, his first-career tackle for loss...Contributed to a defensive unit that limited the Dolphins to 3.5 yards per rush on the day...Led the Chargers with 25 special teams snaps played in his first career NFL game...**at Tennessee (Sept. 17):** Started at OLB, recording seven tackles (three solo), including his first-career sack...On third-and-four in the fourth quarter, dropped QB Ryan Tannehill for a loss of six yards, the first sack of his career...Contributed to a unit that registered five sacks on the afternoon...Led the team with 26 special teams snaps, totaling 76 total snaps played both defensively and on special teams, a team-high...**at Minnesota (Sept. 24):** Secured four solo stops, including his second sack in as many weeks, in the road victory at Minnesota...Led the team with four quarterback hits, the most by any player in a game this season...Helped anchor a defense that held the Vikings to zero third-down conversions in the first half...**vs. Las Vegas (Oct. 1):** Totaled four tackles (three solo), including one registering as a tackle for loss, in the home divisional win...Supported a unit that held the Raiders to just 1-for-11 on third down (9.1 pct.)...**vs. Dallas (Oct. 16):** Collected two solo stops in the Monday Night Football matchup against the Cowboys...**at Kansas City (Oct. 22):** Secured two solo stops, including a tackle for loss on a drop of RB Clyde Edwards-Helaire on a rush to the outside where he beat the tight end attempting to block down to secure the tackle for loss...**vs. Chicago (Oct. 29):** Secured one solo tackle in run support as the Bears were threatening in the redzone...Aided a defense that picked off two passes and forced three turnovers on downs, holding Chicago to one fourth-down conversions on four attempts...**at New York Jets (Nov. 6):** Totaled a career-high two sacks in the primetime win on *Monday Night Football*, finishing the game with five tackles (three solo)...Anchors a unit that leads the NFL with 19 sacks on third down this season...Aided a unit that held the Jets to 3-of-17 on third down (17.6 pct.), totaled a season-high eight sacks,

## 2023, LOS ANGELES CHARGERS

Date	Opp.	Res.	Games		Tackles					Interceptions					Fumbles			
			P/S	Tot	So	As	Sk	Yd	TFL	No.	Yd	Lg	TD	PD	FF	FR		
09/10	Mia.	L	1/0	2	2	0	0.0	0	0	1	0	0	-	0	0	0	0	
09/17	at Ten.	L (OT)	1/1	7	3	4	1.0	4	6	1	0	0	-	0	0	0	0	
09/24	at Min.	W	1/1	4	4	0	1.0	4	1	0	0	-	0	0	0	0	0	
10/01	L.V.	W	1/1	4	3	1	0.0	0	1	0	0	-	0	0	0	0	0	
10/16	Dal.	L	1/1	2	2	0	0.0	0	0	0	0	-	0	0	0	0	0	
10/22	at K.C.	L	1/1	2	2	0	0.0	0	1	0	0	-	0	0	0	0	0	
10/29	Chi.	W	1/0	1	1	0	0.0	0	0	0	0	-	0	0	0	0	0	
11/06	at NYJ	W	1/0	5	3	2	2.0	24	2	0	0	-	0	0	0	0	0	
11/12	Det.	L	1/0	1	0	1	0.0	0	0	0	0	-	0	0	0	0	0	
11/19	at G.B.	L	1/0	3	3	0	0.0	0	1	0	0	-	0	0	1	0	0	
11/26	Bal.	L	1/0	4	3	1	0.0	0	1	0	0	-	0	0	1	0	0	
12/03	at N.E.	W	1/1	1	1	0	0.0	0	0	0	0	-	0	0	1	1	1	
12/10	Den.	L	1/1	4	3	1	0.0	0	0	0	0	-	0	0	0	0	0	
12/14	at L.V.	L	1/1	0	0	0	0.0	0	0	0	0	-	0	0	0	0	0	
12/23	Buf.	L	1/1	5	4	1	0.5	3.5	0	0	0	-	0	0	0	1	0	
12/31	at Den.	TBD																
<b>'23 TOTALS</b>				<b>5-10</b>	<b>15/9</b>	<b>45</b>	<b>34</b>	<b>11</b>	<b>4.5</b>	<b>37.5</b>	<b>8</b>	<b>0</b>	<b>0</b>	<b>-</b>	<b>0</b>	<b>1</b>	<b>2</b>	<b>1</b>

collected three takeaways and didn't allow the Jets to score an offensive touchdown...**vs. Detroit (Nov. 12):** Secured one tackle in run support...**at Green Bay (Nov. 19):** Recorded three solo tackles, including one tackle for a loss, and one pass defended in the game...With the pulling tackle vacating the space, burst through the line of scrimmage and dropped RB AJ Dillon for a loss of four yards, forcing Packers third-down...On first down in the fourth quarter, rushed off the edge but paused as the pass was being thrown to jump and deflect the QB Jordan Love pass intended for WR Jayden Reed in the flat, causing an incompletion and collecting his first-career pass defended...**vs. Baltimore (Nov. 26):** Totaled four tackles (three solo) in the primetime matchup on *Sunday Night Football*...Contributed significantly on defense, aiding a unit that held the Ravens to just three points off of turnovers and scoreless in the fourth quarter for just the second time this season, allowing just four conversions on 13 third-down attempts (30.8 pct.)...**at New England (Dec. 3):** Totaled one solo stop, a play in which he secured the first forced fumble and fumble recovery of his career...Coming off the left edge, shed a block and corralled RB Rhamondre Stevenson, securing the tackle and forcing a fumble, the first of his career, and landing on the loose ball for the fumble recovery, also the first of his career...Supported a defense that held an opponent scoreless for the first time since 2017 (Week 7)...**vs. Denver (Dec. 10):** Started at OLB and supplied four tackles (three solo) in the Week 14 matchup...**at Las Vegas (Dec. 14):** Served as a primary contributor on defense and special teams on *Thursday Night Football*...**vs. Buffalo (Dec. 23):** Had a career day after starting at OLB, collecting five tackles (four solo), one half-sack and one forced fumble...In the first quarter, forced RB James Cook to fumble the football, a turnover that the Bills would recover to maintain possession...On third-and-23 in the fourth quarter, partnered with LB Eric Kendricks to drop QB Josh Allen, forcing the Bills to punt and give the Chargers the ensuing possession...Anchored a defense that held the Bills without a third-down conversion in the first half.

## TULI TUIPULOTU NFL STATISTICS

Year	Team	G	GS	— Tackles —					— Interceptions —					— Fumbles —			ST Tackles	
				Total	Solo	Asst	Sacks	Yds	TFL	No.	Yds	Lg	TD	PD	FF	FR		Yds
2023	Los Angeles Chargers.....	15	9	45	34	11	4.5	37.5	8	0	0	—	0	1	2	1	0	0
<b>NFL Totals.....</b>		<b>15</b>	<b>9</b>	<b>45</b>	<b>34</b>	<b>11</b>	<b>4.5</b>	<b>37.5</b>	<b>8</b>	<b>0</b>	<b>0</b>	<b>—</b>	<b>0</b>	<b>1</b>	<b>2</b>	<b>1</b>	<b>0</b>	<b>0</b>



# NICK VANNETT ⚡ 83

**TIGHT END | OHIO STATE**

6-5 | 257 lbs | WESTERVILLE, OHIO

FREE AGENT — 2023

EXPERIENCE: 8TH NFL SEASON

1ST YEAR WITH CHARGERS

**2023:** Signed to the Chargers' practice squad after spending training camp with the Houston Texans...Signed to the active roster from the practice squad in advance of the team's Week 9 matchup against the New York Jets on *Monday Night Football*... **at New York Jets (Nov. 6):** Made Chargers debut, starting at TE and contributing on both offense and special teams in the win on *Monday Night Football*...**vs. Detroit (Nov. 12):** Started at TE in his second-straight game, primarily contributing in a blocking role...Also aided the special teams units...**at Green Bay (Nov. 19):** Contributed on offense and on special teams...**Baltimore (Nov. 26):** Inactive...**vs. Denver (Dec. 10):** Started at TE, aiding and contributing on offense and on special teams... **at Las Vegas (Dec. 14):** Started at TE, his third starting nod since joining the Chargers, and saw action on 23 offensive snaps while significantly contributing on special teams in the *Thursday Night Football* matchup...**vs. Buffalo (Dec. 23):** Aided the offense and contributed on special teams in the Saturday night primetime matchup.

**PRIOR TO CHARGERS:** Started 38-of-86 regular-season games with Seattle, Pittsburgh, Denver, New Orleans and the New York Giants, totaling 90 receptions for 874 yards (9.7 avg.) and six touchdowns...A third-round selection (94th overall) by the Seattle Seahawks in the 2016 NFL Draft, also has appeared in three postseason contests over his previous seven NFL seasons.

2023, LOS ANGELES CHARGERS															
Date	Opp.	Res.	Games		Receiving					Rushing					Scrim Yds
			No.	P/S	No.	Yds	Avg.	Lg	TD	Att	Yds	Avg.	Lg	TD	
09/10	Mia.	L	0/0												
09/17	at Ten.	L (OT)	0/0												
09/24	at Min.	W	0/0												
10/01	L.V.	W	0/0												
10/16	Dal.	L	0/0												
10/22	at K.C.	L	0/0												
10/29	Chi.	W	0/0												
11/06	at NYJ	W	1/1		0	0			0	0				0	0
11/12	Det.	L	1/1		0	0			0	0				0	0
11/19	at G.B.	L	1/0		0	0			0	0				0	0
11/26	Bal.	L	0/0												
12/03	at N.E.	W	0/0												
12/10	Den.	L	1/0		0	0			0	0				0	0
12/14	at L.V.	L	1/1		0	0			0	0				0	0
12/23	Buf.	L	1/0		0	0			0	0				0	0
12/32	at Den.														
TBD	K.C.														
<b>'23 TOTALS</b>			<b>5-10</b>	<b>6/4</b>	<b>0</b>	<b>0</b>	<b>-</b>	<b>-</b>	<b>0</b>	<b>0</b>	<b>0</b>	<b>-</b>	<b>-</b>	<b>0</b>	<b>0</b>

**COLLEGE:** Over four seasons (2012-15) at Ohio State, appeared in 53 games and registered 585 receiving yards and six touchdowns on 55 catches (10.6 avg.)...Helped the Buckeyes win the inaugural College Football Playoff National Championship over Oregon following the 2014 season, catching a one-yard touchdown in the game to give Ohio State a lead it wouldn't relinquish.

## NICK VANNETT NFL STATISTICS

Year	Team	GP	GS	— Receiving —					— Rushing —					— Scrimmage —
				No.	Yds	Avg.	Lg	TD	Att	Yds	Avg.	Lg	TD	Yards
2016	Seattle	9	2	3	32	10.7	21	0	0	0				32
2017	Seattle	15	4	12	124	10.3	21	1	0	0				124
2018	Seattle	15	9	29	269	9.3	32	3	0	0				269
2019	Seattle	3	1	4	38	9.5	13	0	0	0				38
	Pittsburgh	13	6	13	128	9.8	18	0	0	0				128
2020	Denver	15	11	14	95	6.8	19	1	0	0				95
2021	New Orleans	7	2	9	133	14.8	30	1	0	0				133
2022	New Orleans	3	0	2	13	6.5	8	0	0	0				13
	New York Giants	6	3	4	42	10.5	15	0	0	0				42
2023	Los Angeles Chargers	6	4	0	0			0	0	0				0
<b>NFL Totals</b>		<b>.92</b>	<b>42</b>	<b>90</b>	<b>847</b>	<b>9.7</b>	<b>32</b>	<b>6</b>	<b>0</b>	<b>0</b>	<b>-</b>	<b>-</b>	<b>0</b>	<b>874</b>

POSTSEASON		GP	GS	— Receiving —					— Rushing —					— Scrimmage —
Year	Team			No.	Yds	Avg.	Lg	TD	Att	Yds	Avg.	Lg	TD	Yards
2018	Seattle	1	0	1	5	5.0	5	0	0	0			5	
2022	New York Giants	2	0	0	0			0	0				0	
<b>Postseason Totals</b>		<b>3</b>	<b>0</b>	<b>1</b>	<b>5</b>	<b>5.0</b>	<b>5</b>	<b>0</b>	<b>0</b>	<b>0</b>	<b>-</b>	<b>-</b>	<b>5</b>	



# MIKE WILLIAMS ⚡ 81

WIDE RECEIVER | CLEMSON

6-4 | 218 lbs | SANTEE, S.C.

DRAFT 1 — 2017

EXPERIENCE: 7TH NFL SEASON

7TH YEAR WITH CHARGERS

**2023:** Placed on Reseve/Injured (knee) following Week 3...Started each of the first three games at WR, totaling 19 receptions for 249 yards (13.1 avg.) and one touchdown, before sustaining an injury (knee) in Week 3 against Minnesota...Opened the season with four catches for 45 yards (11.3 avg.) with a long of 24 yards, in Week 1 helping propel the offense to 433 net yards on the day, as well as total 30 first downs...**vs. Miami (Sept. 10):** In the season opener, hauled-in four receptions for 45 yards, including 10 yards after the catch and one reception converting for a first down...Aided an offensive unit that finished the day with 433 net yards and 30 total first downs...**at Tennessee (Sept. 17):** Tied for the team-high with eight receptions, accounting for 83 yards (10.4 avg.) and a long reception of 20 yards...Helped QB Justin Herbert record his 23rd career 300-yard passing performance, the third-most by any QB in their first four seasons in league history...Moved the chains on five of his eight catches...**at Minnesota (Sept. 24):** Recorded seven receptions for 121 yards (17.3 avg.), including a 49-yard touchdown, in the road victory over the Vikings...On the long touchdown, was on the receiving end of a pass from WR Keenan

2023, LOS ANGELES CHARGERS														
Date	Opp.	Games		Receiving					Rushing				Scrim	
		Res.	P/S	No.	Yds	Avg.	Lg	TD	Att	Yds	Avg.	Lg	TD	Yds
09/10	Mia.	L	1/1	4	45	11.3	24	0	0	0	—	—	0	45
09/17	at Ten.	L (OT)	1/1	8	83	10.4	20	0	1	3	3.0	3	0	86
09/24	at Min.	W	1/1	7	249	17.3	49t	1	0	0	—	—	0	121
10/01	L.V.	W	0/0	— Reserve/Injured —										
10/16	Dal.	L	0/0	— Reserve/Injured —										
10/22	at K.C.	L	0/0	— Reserve/Injured —										
10/29	Chi.	W	0/0	— Reserve/Injured —										
11/06	at NYJ	W	0/0	— Reserve/Injured —										
11/12	Det.	L	0/0	— Reserve/Injured —										
11/19	at G.B.	L	0/0	— Reserve/Injured —										
11/26	Bal.	L	0/0	— Reserve/Injured —										
12/03	at N.E.	W	0/0	— Reserve/Injured —										
12/10	Den.	L	0/0	— Reserve/Injured —										
12/14	at L.V.	L	0/0	— Reserve/Injured —										
12/23	Buf.	L	0/0	— Reserve/Injured —										
12/32	at Den.													
TBD	K.C.													
<b>'23 TOTALS</b>		<b>5-10 3/3</b>		<b>19</b>	<b>249</b>	<b>13.1</b>	<b>49t</b>	<b>1</b>	<b>1</b>	<b>3</b>	<b>3.0</b>	<b>3</b>	<b>0</b>	<b>252</b>

Allen, his first career touchdown pass and the first touchdown pass from a non-QB for the Chargers since 2007.

## MIKE WILLIAMS NFL STATISTICS

Year	Team	GP	GS	— Receiving —					Att	— Rushing —				— Scrimmage — Yards
				No.	Yds	Avg.	Lg	TD		Yds	Avg.	Lg	TD	
2017	Los Angeles Chargers	10	1	11	95	8.6	20	0	0	0	—	—	0	95
2018	Los Angeles Chargers	15	5	43	664	15.4	55t	10	7	28	4.0	19t	1	692
2019	Los Angeles Chargers	15	15	49	1,001	20.4	56	2	1	2	2.0	2	0	1,003
2020	Los Angeles Chargers	15	11	48	756	15.8	64t	5	1	1	1.0	1	0	757
2021	Los Angeles Chargers	16	14	76	1,146	15.1	72t	9	0	0	—	—	0	1,146
2022	Los Angeles Chargers	13	13	63	895	14.2	55	4	0	0	—	—	0	895
2023	Los Angeles Chargers	3	3	19	249	13.1	49t	1	1	3	3.0	3	0	252
<b>NFL Totals</b>		<b>88</b>	<b>62</b>	<b>309</b>	<b>4,806</b>	<b>15.6</b>	<b>72t</b>	<b>31</b>	<b>10</b>	<b>34</b>	<b>3.4</b>	<b>19t</b>	<b>1</b>	<b>4,840</b>
Year	Team	GP	GS	— Receiving —					Att	— Rushing —				— Scrimmage — Yards
				No.	Yds	Avg.	Lg	TD		Yds	Avg.	Lg	TD	
2018	Los Angeles Chargers	2	2	7	110	15.7	28	0	0	0	—	—	0	110
<b>Postseason Totals</b>		<b>2</b>	<b>2</b>	<b>7</b>	<b>110</b>	<b>15.7</b>	<b>28</b>	<b>0</b>	<b>0</b>	<b>0</b>	<b>—</b>	<b>—</b>	<b>0</b>	<b>110</b>



# NICK WILLIAMS ⚡ 95

DEFENSIVE LINE | SAMFORD

6-4 | 310 lbs | BIRMINGHAM, ALA.

FREE AGENT — 2023

EXPERIENCE: 9TH NFL SEASON

1ST YEAR WITH CHARGERS

**2023:** Through 14 games (six starts) has totaled 32 tackles (16 solo), including a career-best seven tackles for loss, along with one sack and two fumble recoveries...In his first game with the Chargers, recovered a fumble on the game's opening possession... Finished Week 1 with one solo stop, which registered as a tackle for loss...The fumble recovery marked the first time since 2012 that the Chargers' defense recovered a fumble on the opening defensive series of a season...Reached a season-high four tackles (two solo), including one tackle for loss, in the Week 3 win at Minnesota, helping anchor a defense that held the Vikings without a third-down conversion in the first half...Contributed to the unit's effort of holding the Raiders to just one third-down conversion in the Week 4 home victory against Las Vegas...Secured his first sack as a member of the Chargers in Week 6 on *Monday Night Football* against the Cowboys, an eight-yard drop of QB Dak Prescott in the fourth quarter...Also added a tackle for loss in pursuit of a pass behind the line of scrimmage...In the Week 13 win at New England, secured his sixth tackle for loss of the season, a new single-season career-high...**vs. Miami (Sept. 10):** Totaled one solo tackle, a tackle for loss, and one fumble recovery in his Chargers debut, his third-career fumble recovery...On a short pass to WR Tyreek Hill, corralled Hill and brought down the receiver for a loss of five yards...Helped the defensive unit limit the Dolphins to 3.5 yards per rush on the day...**at Tennessee (Sept. 17):** Totaled two tackles in the road contest, supplying support in the middle of the defense... **at Minnesota (Sept. 24):** Recorded four tackles (two solo), including one tackle for loss, in the road victory at Minnesota... Late in the second quarter, partnered with S Alohi Gilman to drop RB Alexander Mattison for a loss of two yards...Helped support the defense as the unit did not allow a third-down conversion in the first half...**vs. Las Vegas (Oct. 1):** Totaled two tackles (one solo) in the home divisional win...Helped support a defense that held the Raiders to 1-for-11 on third down (9.1 pct.)...**vs. Dallas (Oct. 16):** Totaled three tackles (two solo), which included one sack and one additional tackle for loss...Dropped QB Dak Prescott for a loss of eight yards on second down in the fourth quarter, forcing an ensuing third-and-18...Added a tackle for loss of RB Tony Pollard on a short pass, collecting his third and fourth TFL of the season in the game...**at Kansas City (Oct. 22):** Contributed on 29 defensive snaps and eight special teams plays...**vs. Chicago (Oct. 29):** Tallied two tackles in run support, aiding a defense that picked off two passes and forced three turnovers on downs, holding Chicago to one fourth-down conversions on four attempts...**at New York Jets (Nov. 6):** Totaled one tackle, a stop in run support, in the primetime win over the Jets on *Monday Night Football*...Aided a unit that held the Jets to 3-of-17 on third down (17.6 pct.), totaled a season-high eight sacks, collected three takeaways and didn't allow the Jets to score an offensive touchdown...**vs. Detroit (Nov. 12):** Recorded three tackles (two solo), including a critical solo

## 2023, LOS ANGELES CHARGERS

Date	Opp.	Res.	Games		Tackles					Interceptions				Fumbles			
			P/S	Tot	So	As	Sk	Yd	TFL	No.	Yd	Lg	TD	PD	FF	FR	
09/10	Mia.	L	1/1	1	1	0	0.0	0	1	0	0	0	0	0	0	1	
09/17	at Ten.	L (OT)	1/0	2	0	2	0.0	0	0	0	0	0	0	0	0	0	
09/24	at Min.	W	1/1	4	2	2	0.0	0	1	0	0	0	0	0	0	0	
10/01	L.V.	W	1/1	2	1	1	0.0	0	0	0	0	0	0	0	0	0	
10/16	Dal.	L	1/0	3	2	1	1.0	8	2	0	0	0	0	0	0	0	
10/22	at K.C.	L	1/0	0	0	0	0.0	0	0	0	0	0	0	0	0	0	
10/29	Chi.	W	1/0	2	0	2	0.0	0	0	0	0	0	0	0	0	0	
10/29	at NYJ	W	1/1	1	1	0	0.0	0	0	0	0	0	0	0	0	0	
11/12	Det.	L	1/0	3	2	1	0.0	0	0	0	0	0	0	0	0	0	
11/19	at G.B.	L	1/0	3	1	2	0.0	0	1	0	0	0	0	0	0	0	
11/26	Bal.	L	1/1	2	2	0	0.0	0	1	0	0	0	0	0	0	0	
12/03	at N.E.	W	1/0	3	1	2	0.0	0	1	0	0	0	0	0	0	0	
12/10	Den.	L	1/0	1	1	0	0.0	0	1	0	0	0	0	0	0	0	
12/14	at L.V.	L	0/0	— Inactive —					0	0	0	0	0	0	0	0	
12/23	Buf.	L	1/1	5	2	3	0.0	0	0	0	0	0	0	0	0	1	
12/31	at Den.																
TBD	K.C.																
<b>'23 TOTALS</b>				<b>5-10</b>	<b>14/6</b>	<b>32</b>	<b>16</b>	<b>16</b>	<b>1.0</b>	<b>8</b>	<b>7</b>	<b>0</b>	<b>0</b>	<b>0</b>	<b>0</b>	<b>0</b>	<b>2</b>

stop on the goal line...On third-and-one from the one-yard line in the second quarter, burst through the line and dropped Lions RB David Montgomery for no gain, forcing a fourth-and-one which would ultimately lead to a turnover on downs...**at Green Bay (Nov. 19):** Secured three tackles (one solo), including a tackle for loss, in the road matchup...On third-and-one at midfield in the opening quarter, where the Packers attempted to rush around the edge, burst through the line and shed a block to drop WR Jayden Reed on an end-around rushing attempt, securing his fifth tackle for loss of the season...**vs. Baltimore (Nov. 26):** Started at DL and secured two solo tackles in run support in the *Sunday Night Football* matchup...Contributed significantly on defense, aiding a unit that held the Ravens to just three points off of turnovers and scoreless in the fourth quarter for just the second time this season, allowing just four conversions on 13 third-down attempts (30.8 pct.)...**at New England (Dec. 3):** Secured three tackles (one solo), including a third-down drop of RB Ezekiel Elliott behind the line of scrimmage to log a tackle for loss, his sixth of the season, which registers as a single-season career-best...Helped anchor a defense that tied the unit's season-high output with eight tackles for loss, holding an opponent scoreless for the first time since 2017 (Week 7) on a rainy afternoon in Foxborough...**vs. Denver (Dec. 10):** Extended his stretch of tackles to loss by securing his career-best seventh of the season...Dropped RB Javonte Williams for a loss of one yard on third down in the third quarter, reaching seven tackles for loss on the season...**at Las Vegas (Dec. 14):** Inactive...**vs. Buffalo (Dec. 23):** Started along the defensive front and totaled five tackles (two solo), all in run support, and one fumble recovery...On first down in the fourth quarter, S Alohi Gilman jarred the ball loose from RB James Cook, as he landed on the loose ball and gained the takeaway for the defense...Anchored a defense that held the Bills without a third-down conversion in the first half.

## NICK WILLIAMS NFL STATISTICS

Year	Team	GP	GS	– Tackles –					– Interceptions –					– Fumbles –			ST Tackles		
				Total	Solo	Asst	Sacks	Yds	TFL	No.	Yds	Lg	TD	PD	FF	FR		Yds	
2014	Kansas City	2	0	0	0	0	0.0	0	0	0	0	–	0	0	0	0	0	0	0
2015	Kansas City	14	0	9	5	4	0.0	0	0	0	0	–	0	0	0	0	0	0	0
2016	Kansas City	5	0	5	4	1	0.0	0	0	0	0	–	0	0	0	0	0	0	0
	Miami	5	0	2	2	0	0.0	0	0	0	0	–	0	0	0	0	0	0	0
2018	Chicago	2	0	2	1	1	0.0	0	1	0	0	–	0	0	0	0	0	0	0
2019	Chicago	16	5	42	24	18	6.0	34	5	0	0	–	0	2	0	2	4	0	0
2020	Detroit	14	13	23	12	11	1.0	9	2	0	0	–	0	2	0	0	0	0	0
2021	Detroit	17	17	27	14	13	0.5	4	4	0	0	–	0	1	0	0	0	0	0
2022	New York Giants	8	7	15	5	10	0.0	0	0	0	0	–	0	2	0	0	0	0	0
2023	Los Angeles Chargers	14	6	32	16	16	1.0	8	7	0	0	–	0	0	0	2	0	0	0
<b>NFL Totals</b>		<b>97</b>	<b>48</b>	<b>157</b>	<b>83</b>	<b>74</b>	<b>8.5</b>	<b>55</b>	<b>19</b>	<b>0</b>	<b>0</b>	<b>–</b>	<b>0</b>	<b>7</b>	<b>0</b>	<b>4</b>	<b>4</b>	<b>0</b>	<b>0</b>
<b>POSTSEASON</b>																			
Year	Team	GP	GS	– Tackles –					– Interceptions –					– Fumbles –			ST Tackles		
2015	Kansas City	1	0	0	0	0	0.0	0	0	0	0	–	0	0	0	0	0	0	0
2016	Miami	1	0	2	1	1	0.0	0	0	0	0	–	0	0	0	0	0	0	0
<b>Postseason Totals</b>		<b>2</b>	<b>0</b>	<b>2</b>	<b>1</b>	<b>1</b>	<b>0.0</b>	<b>0</b>	<b>0</b>	<b>0</b>	<b>0</b>	<b>–</b>	<b>0</b>	<b>0</b>	<b>0</b>	<b>0</b>	<b>0</b>	<b>0</b>	<b>0</b>





# JT WOODS ⚡ 22

**SAFETY | BAYLOR**

6-2 | 193 lbs | SAN ANTONIO, TEXAS

DRAFT 3 — 2022

EXPERIENCE: 2ND NFL SEASON

2ND YEAR WITH CHARGERS

**2023:** Placed on Reserve/NFI in advance of Week 4, before returning to the active roster prior to Week 14...Appeared in each of the first three games, contributing defensively and on special teams...In the season opener, totaled four solo tackles... Helped the defensive unit hold the Vikings without a third-down conversion in the first half of the road win at Minnesota in Week 3...**vs. Miami (Sept. 10):** Registered four solo stops in the Week 1 bout against the Dolphins...Aided a defensive unit that limited the Dolphins to 3.5 yards per carry...Added eight special teams snaps...**at Tennessee (Sept. 17):** Saw action both defensively and on special teams in the Week 2 matchup...**at Minnesota (Sept. 24):** Secured one solo tackle, taking down RB Alexander Mattison in the final play from scrimmage in the third quarter...Helped limit the Vikings to zero third-down conversions in the opening half...**vs. Denver (Dec. 10):** Inactive.

2023, LOS ANGELES CHARGERS																		
Date	Opp.	Res.	Games		Tackles						Interceptions					Fumbles		
			P/S	Tot	So	As	Sk	Yd	TFL	No.	Yd	Lg	TD	PD	FF	FR		
09/10	Mia.	L	1/0	4	4	0	0.0	0	0	0	0	0	0	0	0	0	0	
09/17	at Ten.	L (OT)	1/0	0	0	0	0.0	0	0	0	0	0	0	0	0	0	0	
09/24	at Min.	W	1/0	1	1	0	0.0	0	0	0	0	0	0	0	0	0	0	
10/01	L.V.	W	0/0	— Reserve/NFI —														
10/16	Dal.	L	0/0	— Reserve/NFI —														
10/22	at K.C.	L	0/0	— Reserve/NFI —														
10/29	Chi.	W	0/0	— Reserve/NFI —														
11/06	at NYJ	W	0/0	— Reserve/NFI —														
11/12	Det.	L	0/0	— Reserve/NFI —														
11/19	at G.B.	L	0/0	— Reserve/NFI —														
11/26	Bal.	L	0/0	— Reserve/NFI —														
12/03	at N.E.	W	0/0	— Reserve/NFI —														
12/10	Den.	L	0/0	— Inactive —														
12/14	at L.V.	L	0/0	— Inactive —														
12/23	Buf.	L	0/0	— Inactive —														
12/31	at Den.																	
TBD	K.C.																	
<b>'23 TOTALS</b>			<b>5-10</b>	<b>3/0</b>	<b>5</b>	<b>5</b>	<b>0</b>	<b>0.0</b>	<b>0</b>	<b>0</b>	<b>0</b>	<b>0</b>	<b>0</b>	<b>0</b>	<b>0</b>	<b>0</b>	<b>0</b>	<b>0</b>

## JT WOODS NFL STATISTICS

Year	Team	GP	GS	— Tackles —					Yds	TFL	— Interceptions —					— Fumbles —			
				Total	Solo	Asst	Sacks	No.			Yds	Lg	TD	PD	FF	FR	Yds	ST Tackles	
2022	Los Angeles Chargers	10	1	3	2	1	0.0	0	0	0	0	0	0	0	0	0	0	0	0
2023	Los Angeles Chargers	3	0	5	5	0	0.0	0	0	0	0	0	0	0	0	0	0	0	0
<b>NFL Totals</b>		<b>13</b>	<b>1</b>	<b>8</b>	<b>7</b>	<b>1</b>	<b>0.0</b>	<b>0</b>	<b>0</b>	<b>0</b>	<b>0</b>	<b>0</b>	<b>0</b>	<b>0</b>	<b>0</b>	<b>0</b>	<b>0</b>	<b>0</b>	<b>0</b>

**RECORDS**

# INDIVIDUAL RECORDS

\*NFL Record

## POINTS

### Most Seasons Leading League

- 1 Nate Kaeding, 2009
- LaDainian Tomlinson, 2006
- John Carney, 1994

### Most, Career

- 1,076 John Carney, 1990-2000
- 918 LaDainian Tomlinson, 2001-09
- 889 Nate Kaeding, 2004-12

### Most, Season

- 186\* LaDainian Tomlinson, 2006
- 146 Nate Kaeding, 2009
- 144 Nick Novak, 2013

### Most, Season, Non-Kickers

- 186\* LaDainian Tomlinson, 2006
- 124 Austin Ekeler, 2021
- 120 LaDainian Tomlinson, 2005

### Most, Season, Rookie

- 114 Nate Kaeding, 2004
- 106 Josh Lambo, 2015
- Dennis ParTEE, 1968
- 94 Herb Travenio, 1965

### Most, Game

- 30 Kellen Winslow, Nov. 22, 1981 at Oakland
- 24 (10x) Last: Austin Ekeler, Nov. 21, 2021 vs. Pit.
- 20 Mike Williams, Dec. 13, 2018 at Kansas City

## TOUCHDOWNS

### Most Seasons Leading League

- 3 Lance Alworth, 1964, 1965, 1966
- 2 Austin Ekeler, 2021, 2022
- 1 LaDainian Tomlinson, 2006
- Chuck Muncie, 1981

### Most, Career

- 153 LaDainian Tomlinson, 2001-09
- 116 Antonio Gates, 2003-18
- 83 Lance Alworth, 1962-70

### Most, Season

- 31\* LaDainian Tomlinson, 2006
- 20 Austin Ekeler, 2021
- LaDainian Tomlinson, 2005
- 19 Chuck Muncie, 1981

### Most, Game

- 5 Kellen Winslow, Nov. 22, 1981 at Oakland
- 4 (10x) Last: Austin Ekeler, Nov. 21, 2021 vs. Pit.
- 3 (46x) Last: A.Ekeler, Oct. 2, 2022 at Hou.

### Most Consecutive Games

- 18\* LaDainian Tomlinson, 2004-05
- 10 LaDainian Tomlinson, 2006
- 9 Antonio Gates, 2009-10
- Natrone Means, 1993-94
- Lance Alworth, 1963

## POINTS AFTER TOUCHDOWN

### Most Seasons Leading League

- 2 Nate Kaeding, 2006
- Rolf Benirschke, 1981, 1982
- 1 Herb Travenio, 1965

### Most, Career

- 349 Nate Kaeding, 2004-12
- 328 Rolf Benirschke, 1977-86
- 293 John Carney, 1990-2000

### Most, Season

- 58 Nate Kaeding, 2006
- 55 Rolf Benirschke, 1981
- 54 Nate Kaeding, 2004

### Most, Game

- 7 (6x) Last: N.Kaeding, Dec. 28, 2008 vs. Den.
- 6 (30x) Last: M.Badgley, Dec. 8, 2019 at. Jax.
- 5 (55x) Last: C.Dicker, Nov. 12, 2023 vs. Detroit

### Most Consecutive

- 250 Nate Kaeding, 2004-09
- 128 Nick Novak, 2011-14
- 87 Rolf Benirschke, 1983-86

### Most Attempts, Career

- 352 Rolf Benirschke, 1977-86
- 351 Nate Kaeding, 2004-12
- 298 John Carney, 1990-2000

### Most Attempts, Season

- 61 Rolf Benirschke, 1981
- 58 Nate Kaeding, 2006
- 55 Nate Kaeding, 2004
- Bob Thomas, 1985

### Most Attempts, Game

- 8 Rolf Benirschke, Nov. 22, 1981 at Oakland
- 7 (6x) Last: N.Kaeding, Dec. 28, 2008 vs. Den.
- 6 (38x) Last: M. Badgley, Dec. 8, 2019 at. Jax.

## TWO-POINT CONVERSIONS

### Most Seasons Leading League

- 1 Ladarius Green, 2015
- Mikhael Ricks, 1999
- Ronnie Harmon, 1994

### Most, Career

- 3 Ronnie Harmon, 1990-95
- 2 Keenan Allen, 2013-23
- Jared Cook, 2021
- Austin Ekeler, 2017-23
- Mike Williams, 2017-23
- Antonio Gates, 2003-18
- Melvin Gordon, 2015-19
- Ladarius Green, 2012-15
- Legedu Naanee, 2007-10
- Dave Kocourek, 1960-65

### Most, Season

- 3 Ronnie Harmon, 1994
- 2 Jared Cook, 2021
- Austin Ekeler, 2021
- Melvin Gordon, 2018
- Antonio Gates, 2018
- 1 (36x) Last: Trey Pipkins, 2023

### Most, Game

- 2\* Ladarius Green, Oct. 25, 2015 vs. Oakland
- 1 (44x) Last: Trey Pipkins, Sept. 17, 2023 at Ten.

## FIELD GOALS

### Most Seasons Leading League

- 1 Nate Kaeding, 2009
- John Carney, 1994

### Most, Career

- 261 John Carney, 1990-2000
- 180 Nate Kaeding, 2004-12
- 146 Rolf Benirschke, 1977-86

### Most, Season

- 34 Nick Novak, 2013
- John Carney, 1994
- 32 Nate Kaeding, 2009
- 31 John Carney, 1993, 1999

### Most, Game

- 6 (3x) Last: G.Davis, Oct. 5, 1997 at Oakland
- 5 (12x) Last: C.Dicker, Dec. 23, 2023 vs. Buffalo
- 4 (37x) Last: D.Hopkins, Oct. 17, 2022 vs. Den. (OT)

### Most, Game, No Misses

- 6 (3x) Last: G.Davis, Oct. 5, 1997 at Oakland
- 5 (11x) Last: C.Dicker, Dec. 23, 2023 vs. Buffalo
- 4 (26x) Last: D.Hopkins, Oct. 17, 2022 vs. Den. (OT)

### Highest Percentage, Career (min. 100 att.)

- 87.0 Nate Kaeding, 2004-12 (180-of-207)
- 84.6 Nick Novak, 2011-14, '17 (110-of-130)
- 81.6 John Carney, 1990-2000 (261-of-320)

### Highest Percentage, Season (min. 15 att.)

- 96.0 Cameron Dicker, 2023 (24-of-25)
- 95.0 Cameron Dicker, 2022 (19-of-20)
- 93.8 Michael Badgley, 2018 (15-of-16)
- 91.9 Nick Novak, 2013 (34-of-37)

### Most Consecutive

- 32 Nick Novak, 2013-14
- 29 John Carney, 1992-93
- 22 Nate Kaeding, 2009-10

### Most Attempts, Career

- 320 John Carney, 1990-2000
- 208 Rolf Benirschke, 1977-86
- 207 Nate Kaeding, 2004-12

### Most Attempts, Season

- 40 John Carney, 1993
- 39 Michael Badgley, 2020
- 38 John Carney, 1994

### Most Attempts, Game

- 7 Dick Van Raaphorst, Oct. 8, 1966 at N.Y. Jets
- 6 (6x) Last: Steve Christie, Dec. 1, 2002 vs. Den.
- 5 (26x) Last: C.Dicker, Dec. 23, 2023 vs. Buf.

### Longest

- 59 Michael Badgley, Dec. 9, 2018 vs. Cincinnati
- 57 Nate Kaeding, Dec. 21, 2008 at Tampa Bay
- 55 Cameron Dicker, Nov. 6, 2023 at N.Y. Jets
- Cameron Dicker, Oct. 22, 2023 at Kansas City
- Nate Kaeding, Nov. 29, 2009 vs. Kansas City

## RUSHING YARDS

### Most Seasons Leading League

- 2 LaDainian Tomlinson, 2006, 2007
- 1 Dick Post, 1968  
Paul Lowe, 1965

### Most, Career

- 12,490 LaDainian Tomlinson, 2001-09
- 4,972 Paul Lowe, 1960-68
- 4,298 Austin Ekeler, 2017-23

### Most, Season

- 1,815 LaDainian Tomlinson, 2006
- 1,683 LaDainian Tomlinson, 2002
- 1,645 LaDainian Tomlinson, 2003

### Most, Game

- 243 LaDainian Tomlinson, Dec. 28, 2003 vs. Oak.
- 220 LaDainian Tomlinson, Dec. 1, 2002 vs. Denver
- 217 LaDainian Tomlinson, Sept. 29, 2002 vs. N.E.  
Gary Anderson, Dec. 18, 1988 vs. Kansas City

### Most Games 100 Yards or More, Career

- 46 LaDainian Tomlinson, 2001-09
- 15 Natrone Means, 1993-99  
Paul Lowe, 1960-68
- 12 Ryan Mathews, 2010-14

### Most Games 100 Yards or More, Season

- 10 LaDainian Tomlinson, 2006
- 7 LaDainian Tomlinson, 2002  
Don Woods, 1974
- 6 Ryan Mathews, 2013  
LaDainian Tomlinson, 2007  
LaDainian Tomlinson, 2004  
LaDainian Tomlinson, 2003  
Natrone Means, 1994

### Most Consecutive Games, 100 Yards or More

- 9 LaDainian Tomlinson, 2006
- 5 Natrone Means, 1994
- 4 LaDainian Tomlinson, 2007

### Most Games 200 Yards or More, Career

- 4 LaDainian Tomlinson, 2001-09
- 1 Gary Anderson, 1985-88

### Longest Run

- 87t Melvin Gordon, Oct. 29, 2017 at New England  
Paul Lowe, Sept. 10, 1961 at Dallas Texans
- 86t Keith Lincoln, Sept. 30, 1962 at Oakland
- 85t LaDainian Tomlinson, Dec. 17, 2006 vs. K.C.

## RUSHING TOUCHDOWNS

### Most Seasons Leading League

- 3 LaDainian Tomlinson, 2004, 2006, 2007
- 1 Chuck Muncie, 1981  
Paul Lowe, 1961, 1965

### Most, Career

- 138 LaDainian Tomlinson, 2001-09
- 43 Chuck Muncie, 1980-84
- 39 Austin Ekeler, 2017-23

### Most, Season

- 28\* LaDainian Tomlinson, 2006
- 19 Chuck Muncie, 1981
- 18 LaDainian Tomlinson, 2005

### Most, Game

- 4 LaDainian Tomlinson, Oct. 14, 2007 vs. Oak.  
LaDainian Tomlinson, Nov. 12, 2006 at Cin.  
LaDainian Tomlinson, Oct. 15, 2006 at S.F.  
Chuck Muncie, Nov. 29, 1981 vs. Denver  
Clarence Williams, Sept. 16, 1979 vs. Buffalo
- 3 (22x), Last: M.Gordon, Oct. 15, 2018 at Cle.
- 2 (124x), Last: A.Ekeler, Nov. 6, 2023 at NYJ

### Most Consecutive Games

- 18\* LaDainian Tomlinson, 2004-05
- 9 Natrone Means, 1993-94
- 8 LaDainian Tomlinson, 2006

## RUSHING AVERAGE

### Most Seasons Leading League (min. 100 att.)

- 2 Paul Lowe, 1960, 1965
- 1 Dickie Post, 1968  
Brad Hubbard, 1967  
Keith Lincoln, 1963

### Highest, Career (minimum 500 att.)

- 4.90 Paul Lowe, 1960-68
- 4.71 Keith Lincoln, 1961-66, '68
- 4.44 Austin Ekeler, 2017-23

### Highest, Season (minimum 100 att.)

- 6.45 Keith Lincoln, 1963
- 6.29 Paul Lowe, 1960
- 5.71 Paul Lowe, 1963

### Highest, Game (minimum 10 att.)

- 14.7 Michael Turner, Oct. 7, 2007 at Denver
- 13.8 Keith Lincoln, Sept. 30, 1962 at Oakland
- 12.7 Keith Lincoln, Oct. 20, 1963 at Kansas City

## RUSHING ATTEMPTS

### Most, Career

- 2,880 LaDainian Tomlinson, 2001-09
- 1,059 Melvin Gordon, 2015-19
- 1,031 Marion Butts, 1989-93

### Most, Season

- 372 LaDainian Tomlinson, 2002
- 348 LaDainian Tomlinson, 2006
- 343 Natrone Means, 1994

### Most, Game

- 39 LaDainian Tomlinson, Oct. 20, 2002 at Oak.  
Marion Butts, Dec. 17, 1989 at Kansas City
- 37 (3x) Last: L.Tomlinson, Nov. 21, 2004 at Oak.
- 36 LaDainian Tomlinson, Sept. 9, 2001 vs. Was.  
Gary Brown, Oct. 5, 1997 at Oakland

## PASSING ATTEMPTS

### Most Seasons Leading League

- 2 Dan Fouts, 1980, 1981  
John Hadl, 1968, 1971
- 1 Philip Rivers, 2015

### Most, Career

- 7,591 Philip Rivers, 2004-19
- 5,604 Dan Fouts, 1973-87
- 3,640 John Hadl, 1962-72

### Most, Season

- 699 Justin Herbert, 2022
- 672 Justin Herbert, 2021
- 661 Philip Rivers, 2015

### Most, Game

- 65 Philip Rivers, Oct. 18, 2015 at Green Bay
- 64 Justin Herbert, Jan. 9, 2022 at Las Vegas (OT)
- 58 Philip Rivers, Oct. 25, 2015 vs. Oakland  
Mark Herrmann, Dec. 22, 1985 at K.C.

## PASS COMPLETIONS

### Most Seasons Leading League

- 2 Dan Fouts, 1980, 1981  
John Hadl, 1968, 1971
- 1 Philip Rivers, 2015

### Most, Career

- 4,908 Philip Rivers, 2004-19
- 3,297 Dan Fouts, 1973-1987
- 1,824 John Hadl, 1962-1972

### Most, Season

- 477 Justin Herbert, 2022
- 443 Justin Herbert, 2021
- 437 Philip Rivers, 2015

### Most, Game

- 43 Philip Rivers, Oct. 18, 2015 at Green Bay
- 40 Justin Herbert, Sept. 24, 2023 at Minnesota
- 39 Justin Herbert, Dec. 11, 2022 vs. Miami

### Most Consecutive

- 25\* Philip Rivers, Nov. 25, 2018 vs. Arizona
- 22 Philip Rivers, Sept. 13, 2015 vs. Detroit –  
Sept. 20, 2015 at Cincinnati
- 20 Philip Rivers, Sept. 13, 2015 vs. Detroit

## COMPLETION PERCENTAGE

### Most Seasons Leading League (min. 140 att.)

- 1 Philip Rivers, 2013  
Mark Herrmann, 1985  
Dan Fouts, 1979  
Tobin Rote, 1963

### Highest, Career (minimum 500 att.)

- 66.6 Justin Herbert, 2020-23
- 64.7 Philip Rivers, 2004-19
- 62.2 Drew Brees, 2001-05

### Highest, Season (minimum 140 att.)

- 69.5 Philip Rivers, 2013
- 68.2 Justin Herbert, 2022
- 68.3 Philip Rivers, 2018

### Highest, Game (minimum 20 att.)

- 96.6 Philip Rivers, Nov. 25, 2018 vs. Ari. (28-of-29)
- 90.0 Philip Rivers, Nov. 1, 2012 vs. K.C. (18-of-20)
- 88.0 Drew Brees, Oct. 31, 2004 vs. Oak. (22-of-25)

## PASSING YARDS

### Most Seasons Leading League

- 4 Dan Fouts, 1979, 1980, 1981, 1982
- 3 John Hadl, 1965, 1968, 1971
- 1 Philip Rivers, 2010

### Most, Career

- 59,271 Philip Rivers, 2004-19
- 43,040 Dan Fouts, 1973-87
- 26,938 John Hadl, 1962-72

### Most, Season

- 5,014 Justin Herbert, 2021
- 4,802 Dan Fouts, 1981
- 4,792 Philip Rivers, 2015

### Most, Game

- 503 Philip Rivers, Oct. 18, 2015 at Green Bay
- 455 Philip Rivers, Sept. 26, 2010 at Seattle
- 444 Dan Fouts, Dec. 11, 1982 at San Francisco  
Dan Fouts, Oct. 19, 1980 vs. N.Y. Giants

### Most Games 300 Yards or More, Career

- 70 Philip Rivers, 2004-19
- 51 Dan Fouts, 1973-87
- 25 Justin Herbert, 2020-23

### Most Games 300 Yards or More, Season

- 9 Justin Herbert, 2021
- 8 Justin Herbert, 2020  
Philip Rivers, 2015, 2019  
Dan Fouts, 1980
- 7 Dan Fouts, 1981, 1985

### Most Consecutive Games, 300 Yards or More

- 5 Philip Rivers, 2015
- 4 Dan Fouts, 1979, 1980-81
- 3 Justin Herbert, 2020-21, 2021, 2022  
Philip Rivers, 2010-11, 2016, 2017  
Dan Fouts, 1980, 1985  
John Hadl, 1967

### Most Games 400 Yards or More, Career

- 11 Philip Rivers, 2004-19
- 6 Dan Fouts, 1973-87
- 1 Justin Herbert, 2020-23  
Jim Harbaugh, 1999-2000

### Longest Completion

- 99t\* Stan Humphries, Sept. 18, 1994 at Seattle
- 91t Jack Kemp, Nov. 12, 1961 at Denver
- 88t Ed Luther, Dec. 3, 1984 vs. Chicago

## TOUCHDOWN PASSES

### Most Seasons Leading League

- 2 Dan Fouts, 1981, 1982  
John Hadl, 1968, 1971
- 1 Philip Rivers, 2008

### Most, Career

- 397 Philip Rivers, 2004-19
- 254 Dan Fouts, 1973-87
- 201 John Hadl, 1962-72

### Most, Season

- 38 Justin Herbert, 2021
- 34 Philip Rivers, 2008
- 33 Philip Rivers, 2016  
Dan Fouts, 1981

### Most, Game

- 6 Dan Fouts, Nov. 22, 1981 at Oakland
- 5 (4x), Last: Drew Brees, Oct. 31, 2004 vs. Oak.
- 4 (32x), Last: J.Herbert, Nov. 12, 2023 vs. Det.

### Most Consecutive Games

- 28 Philip Rivers, 2012-14
- 27 Philip Rivers, 2017-18
- 26 Justin Herbert, 2020-23

## INTERCEPTIONS THROWN

### Most Seasons Leading League (Most INTs)

- 2 Philip Rivers, 2014, 2016  
John Hadl, 1968, 1972

### Most, Career

- 242 Dan Fouts, 1973-87
- 211 John Hadl, 1962-72
- 198 Philip Rivers, 2004-19

### Most, Season

- 32 John Hadl, 1968
- 26 John Hadl, 1972
- 25 John Hadl, 1971  
Jack Kemp, 1960

### Most, Game

- 6 Ed Luther, Oct. 31, 1983 vs. Washington  
John Hadl, Dec. 8, 1968 vs. Kansas City
- 5 (9x), Last: C.Wheilihan, Dec. 13, 1998 at Sea.
- 4 (33x), Last: P.Rivers, Nov. 18, 2019 vs. K.C.

### Fewest, Season (minimum 150 att.)

- 3 Ed Luther, 1984 (151 att.)
- 4 Doug Flutie, 2003 (167 att.)  
John Friesz, 1993 (238 att.)
- 6 Stan Humphries, 1997 (225 att.)

### Most Consecutive Attempts, None Intercepted

- 233 Justin Herbert, Dec. 26, 2022-Oct. 1, 2023
- 194 Drew Brees, Oct. 17-Dec. 5, 2004
- 170 Philip Rivers, Nov. 27-Dec. 24, 2011

### Lowest Percentage, Season (minimum 150 att.)

- 1.4 Justin Herbert, 2022
- 1.5 Justin Herbert, 2023
- 1.7 Justin Herbert, 2020  
Philip Rivers, 2017  
John Friesz, 1993

## PASSER RATING

### Most Seasons Leading League (min. 300 att.)

- 1 Philip Rivers, 2008

### Highest, Career (minimum 500 att.)

- 95.7 Justin Herbert, 2020-23
- 95.1 Philip Rivers, 2004-19
- 84.9 Drew Brees, 2001-05

### Highest, Season (minimum 300 att.)

- 105.5 Philip Rivers, 2008, 2013, 2018
- 104.8 Drew Brees, 2004
- 104.4 Philip Rivers, 2009

### Highest, Game (minimum 20 att.)

- 157.1 Dan Fouts, Sept. 7, 1981 at Cleveland
- 154.4 Philip Rivers, Dec. 8, 2019 at Jacksonville
- 153.1 Drew Brees, Oct. 31, 2004 vs. Oakland

## RECEIVING YARDS

### Most Seasons Leading League

- 3 Lance Alworth, 1965, 1966, 1968
- 1 Wes Chandler, 1982  
John Jefferson, 1980

### Most, Career

- 11,841 Antonio Gates, 2003-18
- 10,530 Keenan Allen, 2013-23
- 9,584 Lance Alworth, 1962-70

### Most, Season

- 1,602 Lance Alworth, 1965
- 1,393 Keenan Allen, 2017
- 1,383 Lance Alworth, 1966

### Most, Game

- 260 Wes Chandler, Dec. 20, 1982 vs. Cincinnati
- 243 Wes Chandler, Sept. 15, 1985 vs. Seattle
- 232 Lance Alworth, Oct. 20, 1963 at Kansas City

### Most Games 100 Yards or More, Career

- 41 Lance Alworth, 1962-70
- 38 Keenan Allen, 2013-23
- 24 Kellen Winslow, 1979-87

### Most Games 100 Yards or More, Season

- 9 Lance Alworth, 1965
- 8 Lance Alworth, 1966
- 7 Keenan Allen, 2017  
John Jefferson, 1980

### Most Consecutive Games, 100 Yards or More

- 5 Lance Alworth, 1966
- 4 Keenan Allen, 2017  
Wes Chandler, 1982  
John Jefferson, 1979-80  
Charlie Joiner, 1976  
Lance Alworth, 1968  
Lance Alworth, 1965
- 3 Keenan Allen, 2023  
Kellen Winslow, 1982  
Kellen Winslow, 1980  
John Jefferson, 1980  
John Jefferson, 1979  
Gary Garrison, 1971  
Lance Alworth, 1967  
Lance Alworth, 1965  
Lance Alworth, 1964

### Most Games 200 Yards or More, Career

- 5\* Lance Alworth, 1962-70
- 2 Wes Chandler, 1981-87
- 1 Keenan Allen, 2013-23  
Malcom Floyd, 2004-15

### Longest Reception

- 99t\* Tony Martin, Sept. 18, 1994 at Seattle
- 91t Keith Lincoln, Nov. 12, 1961 at Denver
- 88t Bobby Duckworth, Dec. 3, 1984 at Chicago

## RECEIVING AVERAGE

### Most Seasons Leading League (min. 35 rec.)

- 1 Mike Williams, 2019  
Malcom Floyd, 2011  
Wes Chandler, 1982  
Gary Garrison, 1970  
Lance Alworth, 1965

### Average per Catch, Career (minimum 250 rec.)

- 19.4 Lance Alworth, 1962-70
- 18.6 Gary Garrison, 1966-76
- 17.5 Vincent Jackson, 2005-11

### Average per Catch, Season (minimum 35 rec.)

- 23.2 Lance Alworth, 1965
- 22.9 Gary Garrison, 1970
- 21.2 Gary Garrison, 1968, 1971

### Highest, Game (minimum 5 rec.)

- 36.0 Lance Alworth, Nov. 2, 1963 at New York Jets
- 33.6 Lance Alworth, Nov. 15, 1964 at Kansas City
- 32.0 Lance Alworth, Dec. 19, 1965 vs. Oakland

## RECEPTIONS

### Most Seasons Leading League

- 3 Lance Alworth, 1966, 1968, 1969
- 2 Kellen Winslow, 1980, 1981

### Most, Career

- 955 Antonio Gates, 2003-18
- 904 Keenan Allen, 2013-23
- 586 Charlie Joiner, 1976-86

### Most, Season

- 108 Keenan Allen, 2023
- 107 Austin Ekeler, 2022
- 106 Keenan Allen, 2021

### Most, Game

- 18 Keenan Allen, Sept. 24, 2023 at Minnesota
- 16 Keenan Allen, Nov. 22, 2020 vs. N.Y. Jets
- 15 Austin Ekeler, Oct. 6, 2019 vs. Denver  
Keenan Allen, Sept. 13, 2015 vs. Detroit  
Kellen Winslow, Oct. 7, 1984 at Green Bay

### Most Consecutive Games With a Catch

- 96 Lance Alworth, 1962-69
- 80 Antonio Gates, 2003-08
- 78 Charlie Joiner, 1978-84

## RECEIVING TOUCHDOWNS

### Most Seasons Leading League

- 3 Lance Alworth, 1964, 1965, 1966
- 2 John Jefferson, 1978, 1980
- 1 Tony Martin, 1996  
Wes Chandler, 1982

### Most, Career

- 116 Antonio Gates, 2003-18
- 81 Lance Alworth, 1962-70
- 59 Keenan Allen, 2013-23

### Most, Season

- 14 Tony Martin, 1996  
Lance Alworth, 1965
- 13 Antonio Gates, 2004  
John Jefferson, 1978, 1980  
Lance Alworth, 1964, 1966
- 12 Antonio Gates, 2014  
Gary Garrison, 1970

### Most, Game

- 5\* Kellen Winslow, Nov. 22, 1981 at Oakland
- 4 Lance Alworth, Dec. 1, 1968 at Denver
- 3 (14x) Last: D.Woodhead, Dec. 20, 2015 vs. Mia.

### Most Consecutive Games

- 9 Antonio Gates, 2009-10  
Lance Alworth, 1963
- 7 Lance Alworth, 1967
- 6 John Jefferson, 1980  
Lance Alworth, 1964

## SCRIMMAGE YARDS

### Most Seasons Leading League

- 2 Lance Alworth, 1965, 1968
- 1 LaDainian Tomlinson, 2003

### Most, Career

- 16,445 LaDainian Tomlinson, 2001-09  
11,841 Antonio Gates, 2003-18  
10,643 Keenan Allen, 2013-23

### Most, Season

- 2,370 LaDainian Tomlinson, 2003  
2,323 LaDainian Tomlinson, 2006  
2,172 LaDainian Tomlinson, 2002

### Most, Game

- 271 LaDainian Tomlinson, Dec. 1, 2002 vs. Den.  
261 Melvin Gordon, Nov. 6, 2016 vs. Tennessee  
260 LaDainian Tomlinson, Dec. 28, 2003 vs. Oak.  
Wes Chandler, Dec. 20, 1982 vs. Cincinnati

### Most Games 100 Yards or More, Career

- 79 LaDainian Tomlinson, 2001-09  
44 Lance Alworth, 1962-70  
39 Keenan Allen, 2013-23

### Most Games 100 Yards or More, Season

- 14 LaDainian Tomlinson, 2006  
11 LaDainian Tomlinson, 2003  
10 Ryan Mathews, 2011  
LaDainian Tomlinson, 2004  
LaDainian Tomlinson, 2002

### Most Consecutive Games, 100 Yards or More

- 11 LaDainian Tomlinson, 2006  
6 Melvin Gordon, 2018  
Ryan Mathews, 2011  
LaDainian Tomlinson, 2007  
LaDainian Tomlinson, 2004  
5 Natrone Means, 1994  
Lydell Mitchell, 1978

### Most Games 200 Yards or More, Career

- 12 LaDainian Tomlinson, 2001-09  
5 Lance Alworth, 1962-70  
2 Lionel James, 1984-88  
Wes Chandler, 1981-87

## INTERCEPTIONS

### Most Seasons Leading League

- 1 Casey Hayward, 2016
- Eric Weddle, 2011
- Antonio Cromartie, 2007

### Most, Career

- 42 Gill Byrd, 1983-92  
29 Dick Harris, 1960-65  
26 Rodney Harrison, 1994-2002

### Most, Season

- 10 Antonio Cromartie, 2007  
9 Charlie McNeil, 1961  
8 (4x) Last: Ryan McNeil, 2001

### Most, Game

- 3 Antonio Cromartie, Nov. 11, 2007 vs. Ind.  
Dwayne Harper, Nov. 27, 1995 vs. Oakland  
Pete Shaw, Nov. 2, 1980 at Cincinnati  
Clarence Duren, Oct. 30, 1977 at Miami  
Chris Fletcher, Nov. 30, 1975 at Denver (OT)  
Joe Beauchamp, Sept. 24, 1972 vs. Denver  
Leslie "Speedy" Duncan, Sept. 25, 1966 at Oak.  
Bud Whitehead, Oct. 10, 1965 at Buffalo  
Dick Harris, Nov. 17, 1963 at Buffalo  
C.McNeil, Sept. 24, 1961 vs. Houston Oilers  
C.McNeil, Dec. 18, 1960 vs. Titans of N.Y.  
2 (86x) Last: Kyzir White, Oct. 17, 2021 at Bal.

### Most Consecutive Games

- 5 Charlie McNeil, 1961  
4 Greg Jackson, 1998  
Gill Byrd, 1989  
Mike Fuller, 1977  
Bryant Salter, 1972  
3 (18x) Last: Stephen Cooper, 2008

## INTERCEPTION RETURN YARDS

### Most Seasons Leading League

- 1 Vencie Glenn, 1987
- Charlie McNeil, 1961

### Most, Career

- 546 Gill Byrd, 1983-92  
502 Charlie McNeil, 1960-64  
477 Kenny Graham, 1964-69

### Most, Season

- 349 Charlie McNeil, 1961  
224 Stanley Richard, 1994  
166 Vencie Glenn, 1987

### Most, Game

- 177\* C.McNeil, Sept. 24, 1961 vs. Houston Oilers  
106 Woodrow Lowe, Nov. 18, 1979 vs. Pittsburgh  
103 Vencie Glenn, Nov. 29, 1987 vs. Denver

### Longest Return

- 103t Vencie Glenn, Nov. 29, 1987 vs. Denver  
102t Donald Frank, Oct. 31, 1993 at L.A. Raiders  
100t Leslie "Speedy" Duncan, Oct. 15, 1967 vs. K.C.

## INTERCEPTION TOUCHDOWNS

### Most Seasons Leading League

- 1 Clinton Hart, 2005
- Jeffery Dale, 1985
- John Hendy, 1985
- Gill Byrd, 1984
- Woodrow Lowe, 1979
- Fred Dean, 1977
- Leroy Jones, 1977
- Kenny Graham, 1969
- Joe Beauchamp, 1968
- Earl Faison, 1964
- Henry Schmidt, 1964
- Claude Gibson, 1962
- Dick Harris, 1961

### Most, Career

- 5 Kenny Graham, 1964-69  
Dick Harris, 1960-65  
4 Woodrow Lowe, 1976-86  
3 Eric Weddle, 2007-15  
Joe Beauchamp, 1966-75

### Most, Season

- 3 Dick Harris, 1961  
2 (9x) Last: Demorrio Williams, 2012  
1 (77x) Last: Bryce Callahan, 2022

### Most, Game

- 1 (98x) Last: B.Callahan, Dec. 4, 2022 at L.V.

## SACKS

### Most Seasons Leading League

- 1 Shawne Merriman, 2006

### Most, Career

- 105.5 Leslie O'Neal, 1986-95  
69.5 Shaun Phillips, 2004-12  
67.0 Joey Bosa, 2016-23  
Gary Johnson, 1975-84

### Most, Season

- 17.5 Gary Johnson, 1980  
17.0 Shawne Merriman, 2006  
Leslie O'Neal, 1992  
Steve DeLong, 1969  
15.5 Fred Dean, 1978

### Most, Game (since 1982)

- 6.0 Khalil Mack, Oct. 1, 2023 vs. Las Vegas  
5.0 Leslie O'Neal, Nov. 16, 1986 vs. Dallas  
4.0 Antwan Barnes, Dec. 18, 2011 vs. Baltimore  
Shaun Phillips, Oct. 3, 2010 vs. Arizona  
Leslie O'Neal, Oct. 22, 1995 at Seattle  
Leslie O'Neal, Dec. 6, 1992 at Phoenix  
Leslie O'Neal, Dec. 22, 1991 vs. Denver

## PUNTS

### Most Seasons Leading League

- 1 Paul Maguire, 1962

### Most, Career

- 771 Darren Bennett, 1995-2003  
756 Mike Scifres, 2003-15  
519 Dennis Pardee, 1968-75

### Most, Season

- 95 Darren Bennett, 1998  
92 Darren Bennett, 2000  
89 Darren Bennett, 1997, 1999

### Most, Game

- 11 (5x), Last: D.Bennett, Oct. 11, 1998 at Oak.  
10 (10x) Last: D.Kaser, Nov. 12, 2017 at Jax.  
9 (14x), Last: D.Kaser, Dec. 24, 2017 at N.Y. Jets

## PUNT YARDS

### Most Seasons Leading League

- 1 Paul Maguire, 1962

### Most, Career

- 34,152 Mike Scifres, 2003-15  
33,776 Darren Bennett, 1995-2003  
21,417 Dennis Pardee, 1968-75

### Most, Season

- 4,248 Darren Bennett, 2000  
4,174 Darren Bennett, 1998  
3,972 Darren Bennett, 1997

### Most, Game

- 522 Darren Bennett, Oct. 11, 1998 at Oakland  
493 Mike Scifres, Nov. 18, 2012 at Denver  
492 Dennis Pardee, Nov. 10, 1974 at Kansas City  
**Longest Punt**  
83 JK Scott, Dec. 10, 2023 vs. Denver  
82 Paul Maguire, Nov. 19, 1961 vs. Dallas Texans  
73 Dennis Pardee, Oct. 17, 1971 at Denver

## PUNTING AVERAGE

### Most Seasons Leading League (min. 50 punts)

- 1 Darren Bennett, 2000

### Highest, Career (minimum 100 punts)

- 47.4 Drew Kaser, 2016-18  
46.5 Ty Long, 2019-21  
45.2 Mike Scifres, 2003-15

### Highest, Season (minimum 50 punts)

- 48.3 Mike Scifres, 2012  
48.1 Drew Kaser, 2017  
46.8 Ty Long, 2020

### Highest, Game (minimum 4 punts)

- 59.5 Mike Scifres, Oct. 17, 2010 at St. Louis  
Darren Bennett, Oct. 1, 1995 at Pittsburgh  
57.4 JK Scott, Dec. 10, 2023 vs. Denver  
57.0 Drew Kaser, Oct. 30, 2016 at Denver  
Mike Scifres, Oct. 19, 2014 vs. Kansas City  
Darren Bennett, Sept. 17, 2000 at Kansas City

## PUNT RETURN YARDS

### Most Seasons Leading League

- 1 Leslie "Speedy" Duncan, 1965

### Most, Career

- 2,388 Mike Fuller, 1975-80  
1,651 Leslie "Speedy" Duncan, 1964-70  
1,407 Darrien Gordon, 1993-96

### Most, Season

- 537 Darrien Gordon, 1996  
489 Eric Metcalf, 1997  
475 Darrien Gordon, 1994

### Most, Game

- 168 Eric Metcalf, Nov. 2, 1997 at Cincinnati  
136 Mike Fuller, Nov. 21, 1976 at Buffalo  
133 Andre Coleman, Sept. 17, 1995 at Philadelphia  
**Longest Return**  
95t Leslie "Speedy" Duncan, Nov. 24, 1968 vs. NYJ  
90t Darrien Gordon, Sept. 25, 1994 at L.A. Raiders  
88t Andre Coleman, Sept. 17, 1995 at Philadelphia  
Mike Fuller, Oct. 9, 1977 at New Orleans

## PUNT RETURN AVERAGE

### Most Seasons Leading League (min. 20 ret.)

- 1 Ron Smith, 1973  
Leslie "Speedy" Duncan, 1965

### Highest, Career (minimum 50 ret.)

- 13.7 Darrien Gordon, 1993-96
- 12.0 Leslie "Speedy" Duncan, 1964-70
- 11.3 Mike Fuller, 1975-80

### Highest, Season (minimum 20 ret.)

- 16.2 Derius Davis, 2023
- 15.5 Leslie "Speedy" Duncan, 1965
- 14.9 Darrien Gordon, 1996
- 13.8 Desmond King, 2018

## PUNT RETURN TOUCHDOWNS

### Most Seasons Leading League

- 2 Leslie "Speedy" Duncan, 1965, 1966
- 1 Desmond King, 2018  
Eric Metcalf, 1997  
Andre Coleman, 1995  
Darrien Gordon, 1994  
Nate Lewis, 1990  
Kitrick Taylor, 1990  
Ron Smith, 1973

### Most, Career

- 4 Leslie "Speedy" Duncan, 1964-70
- 3 Eric Metcalf, 1997  
Darrien Gordon, 1993-96
- 2 (5x) Last: Desmond King, 2017-19

### Most, Season

- 3 Eric Metcalf, 1997
- 2 (3x) Last: Darrien Gordon, 1994
- 1 (20x) Last: Derius Davis, 2023

### Most, Game

- 2\* Eric Metcalf, Nov. 2, 1997 at Cincinnati
- 1 (26x) Last: Derius Davis, Nov. 6, 2023 at NYJ

## PUNT RETURNS

### Most, Career

- 212 Mike Fuller, 1975-80
- 138 Leslie "Speedy" Duncan, 1964-70
- 124 Lionel James, 1984-88

### Most, Season

- 46 Mike Fuller, 1979
- 45 Eric Metcalf, 1997
- 39 Mike Fuller, 1978

### Most, Game

- 8 (4x) Last: Leon Johnson, Dec. 7, 2003 at Det.
- 7 (4x) Last: M.Fuller, Dec. 17, 1978 at Houston Oilers
- 6 (9x) Last: J.Herndon, Dec. 20, 2015 vs. Mia.

### Most Fair Catches, Season

- 25 Travis Benjamin, 2017
- 24 Derius Davis, 2023  
Kenny Graham, 1969

### Most Fair Catches, Game

- 6 Derius Davis, Dec. 10, 2023 vs. Denver  
Phil McConkey, Dec. 17, 1989 at Kansas City
- 5 Travis Benjamin, Oct. 22, 2017 vs. Denver  
Jeff Graham, Sept. 3, 2000 at Oakland  
Kenny Graham, Oct. 4, 1969 vs. Cincinnati

## KICKOFF RETURN YARDS

### Most Seasons Leading League

- 1 Ronney Jenkins, 2001  
Lionel James, 1984  
James Brooks, 1982

### Most, Career

- 6,469 Darren Sproles, 2005-10
- 3,997 Ronney Jenkins, 2000-02
- 3,914 Andre Coleman, 1994-96

### Most, Season

- 1,541 Ronney Jenkins, 2001
- 1,531 Ronney Jenkins, 2000
- 1,528 Darren Sproles, 2005

### Most, Game

- 250 Ronney Jenkins, Nov. 18, 2001 at Oakland
- 221 Ronney Jenkins, Sept. 10, 2000 vs. N.O.
- 215 Richard Goodman, Jan. 1, 2012 at Oakland

### Longest Return

- 105t Richard Goodman, Jan. 1, 2012 at Oakland
- 103t Darren Sproles, Sept. 14, 2008 at Denver  
Keith Lincoln, Sept. 16, 1962 vs. Titans of N.Y.
- 101t Andre Roberts, Jan. 2, 2022 vs. Denver

## KICKOFF RETURN AVERAGE

### Most Seasons Leading League (min. 10 ret.)

- 1 Jimmy Warren, 1964

### Highest, Career (minimum 75 ret.)

- 25.3 Leslie "Speedy" Duncan, 1964-70
- 25.1 Darren Sproles, 2005-10
- 24.2 Ronney Jenkins, 2000-02

### Highest, Season (minimum 10 ret.)

- 32.8 Andre Roberts, 2021
- 29.7 Antonio Cromartie, 2006
- 28.9 Nasir Adderley, 2020

## KICKOFF RETURN TOUCHDOWNS

### Most Seasons Leading League

- 2 Anthony Miller, 1988, 1989
- 1 Richard Goodman, 2011  
Ronney Jenkins, 2001  
Andre Coleman, 1995  
Nate Lewis, 1991  
Jamie Holland, 1988  
Keith Lincoln, 1962

### Most, Career

- 4 Andre Coleman, 1994-96
- 3 Ronney Jenkins, 2000-02
- 2 Darren Sproles, 2005-10  
Anthony Miller, 1988-93

### Most, Season

- 2 Ronney Jenkins, 2001  
Andre Coleman, 1995  
Andre Coleman, 1994
- 1 (14x) Last: Andre Roberts, 2021

### Most, Game

- 1 (20x) Last: A.Roberts, Jan. 2, 2022 vs. Den.

## KICKOFF RETURNS

### Most Seasons Leading League

- 1 Lionel James, 1984  
James Brooks, 1982

### Most, Career

- 258 Darren Sproles, 2005-10
- 166 Andre Coleman, 1994-96
- 165 Ronney Jenkins, 2000-02

### Most, Season

- 67 Ronney Jenkins, 2000
- 63 Darren Sproles, 2005
- 62 Andre Coleman, 1995

### Most, Game

- 8 (5x) Last: Darren Sproles, Oct. 26, 2008  
at N.O. in London
- 7 (13x) Last: D.Sproles, Oct. 19, 2009 vs. Den.
- 6 (36x) Last: R.Goodman, Jan. 1, 2012 at Oak.

## COMBINED KICK & PUNT RETURN YARDS

### Most Seasons Leading League

- 1 James Brooks, 1982  
Leslie "Speedy" Duncan, 1965

### Most, Career

- 7,404 Darren Sproles, 2005-10
- 5,037 Leslie "Speedy" Duncan, 1964-70
- 4,240 Andre Coleman, 1994-96

### Most, Season

- 1,737 Andre Coleman, 1995
- 1,636 Darren Sproles, 2005
- 1,625 Darren Sproles, 2008

## COMBINED KICK & PUNT RETURNS

### Most Seasons Leading League

- 1 Leslie "Speedy" Duncan, 1965

### Most, Career

- 372 Darren Sproles, 2005-10
- 289 Mike Fuller, 1975-80
- 272 Leslie "Speedy" Duncan, 1964-70

### Most, Season

- 90 Andre Coleman, 1995
- 81 Darren Sproles, 2005
- 80 Darren Sproles, 2009

## SERVICE

### Most Seasons

- 17 David Binn, 1994-2010
- 16 Antonio Gates, 2003-18  
Philip Rivers, 2004-19
- 15 Dan Fouts, 1973-87  
Russ Washington, 1968-82
- 14 Don Macek, 1976-89  
Doug Wilkerson, 1971-84

### Most Games

- 256 David Binn, 1994-10
- 236 Antonio Gates, 2003-18
- 228 Philip Rivers, 2004-19
- 200 Junior Seau, 1990-2002  
Russ Washington, 1968-82

### Most Consecutive Games

- 225 Philip Rivers, 2005-19
- 179 David Binn, 1994-10
- 178 Russ Washington, 1968-80

### Most Consecutive Starts

- 224 Philip Rivers, 2006-19
- 148 Russ Washington, 1970-80
- 140 Walt Sweeney, 1964-73

# TEAM RECORDS

\*NFL Record | †strike-shortened 1982 season

## GAMES WON

### Most, Season

- 14 2006
- 13 2009
- 12 1961, 1979, 2004, 2018

### Fewest, Season

- 1 2000
- 2 1973, 1975
- 4 1962, 1972, 1986, 1991, 1997, 2003, 2015

### Most Consecutive

- 15 Nov. 27, 1960-Dec. 3, 1961
- 11 (3x) Last: Oct. 25, 2009-Jan. 3, 2010
- 8 (7x) Last: Oct. 25, 2004-Dec. 13, 2004

### Most Consecutive at Home

- 10 Nov. 5, 1978-Nov. 25, 1979
- 9 (3x) Last: Sept. 17, 2006-Sept. 9, 2007
- 8 (4x) Last: Sept. 17, 2006-Dec. 31, 2006

### Most Consecutive on Road

- 11 Oct. 2, 1960-Nov. 12, 1961
- 6 (4x) Last: Oct. 14, 2018 -Dec. 30, 2018
- 5 (5x) Last: Oct. 14, 2018 -Dec. 13, 2018

### Most Consecutive at Start of Season

- 11 1961
- 6 1994
- 4 1966, 1980, 2002

## GAMES LOST

### Most, Season

- 15 2000
- 12 1975, 1986, 1991, 1997, 2003, 2015
- 11 1973, 1998, 2001, 2016, 2019

### Fewest, Season

- 2 1961, 1965, 2006
- 3 2009, 1963, 1982†
- 4 1960, 1979, 2004, 2018

### Most Consecutive

- 11 (2x) Last: Sept. 3, 2000-Nov. 19, 2000
- 9 (5x) Last: Dec. 4, 2016-Oct. 1, 2017
- 8 (9x) Last: Dec. 4, 2016-Sept. 24, 2017

### Most Consecutive at Home

- 7 Nov. 13, 2016-Oct. 1, 2017
- 6 (2x) Last: Nov. 13, 2016-Sept. 24, 2017
- 5 (10x) Last: Nov. 18, 2019-Sept. 27, 2020

### Most Consecutive on Road

- 11 Oct. 6, 1985-Oct. 26, 1986
- 8 (4x) Last: Sept. 3, 2000-Dec. 17, 2000
- 7 (7x) Last: Nov. 10, 2002-Oct. 5, 2003

### Most Consecutive on Road w/o Victory (Ties incl.)

- 14 Nov. 22, 1970-Nov. 19, 1972

## POINTS

### Most Seasons Leading League

- 6 1963, 1965, 1981, 1982, 1985, 2006

### Most, Season

- 492 2006
- 478 1981
- 474 2021

### Most, Game

- 58 Dec. 22, 1963 vs. Denver
- 55 Nov. 22, 1981 at Oakland
- Oct. 20, 1968 vs. Denver
- 54 Nov. 19, 2017 vs. Buffalo

### Most Game, Both Teams

- 98 Dec. 8, 1985 vs. Pittsburgh
- 93 Dec. 18, 1960 vs. Titans of New York
- 90 Nov. 12, 2006 at Cincinnati

### Most, Half

- 42 Nov. 12, 2006 at Cincinnati (2nd half)
- 41 Nov. 5, 1961 vs. Titans of N.Y. (2nd half)
- 37 Nov. 19, 2017 vs. Buffalo (1st half)

### Most, Quarter

- 28 Nov. 25, 2018 vs. Arizona (2nd quarter)
- Nov. 15, 1964 at K.C. (2nd quarter)
- Nov. 5, 1961 vs. Titans of N.Y. (3rd quarter)
- Sept. 24, 1961 vs. Houston Oilers (2nd quarter)

### Most, Quarter, Both Teams

- 41 Nov. 21, 2021 vs. Pittsburgh (4th quarter)
- Oct. 10, 2021 vs. Cleveland (4th quarter)
- 38 Dec. 26, 2021 at Houston (4th quarter)
- Sept. 14, 2008 at Denver (2nd quarter)
- Oct. 19, 1986 at Kansas City (2nd quarter)
- Oct. 6, 1963 at Denver (2nd quarter)
- Oct. 7, 1961 at Boston (2nd quarter)

### Fewest, Season

- 188 1973
- 189 1975
- 212 1974

### Fewest, Game

- 0 (29x) Last: Dec. 6, 2020 vs. New England

### Most Consecutive Games Not Shutout

- 240 Nov. 7, 1999-Nov. 2, 2014
- 114 Oct. 4, 1992-Oct. 24, 1999
- 105 Sept. 7, 1962-Oct. 26, 1969
- 98 Nov. 16, 2014-Nov. 29, 2020

## TOUCHDOWNS

### Most Seasons Leading League

- 6 1963, 1979, 1981, 1982, 1985, 2006

### Most, Season

- 61 1981
- 60 1985
- 59 2006

### Most, Game

- 8 Dec. 8, 1985 vs. Pittsburgh
- Nov. 22, 1981 at Oakland
- 7 (9x) Last: Oct. 10, 2021 vs. Cleveland
- 6 (37x) Last: Dec. 8, 2019 at Jacksonville

### Fewest, Season

- 22 1973, 1975
- 23 1998
- 25 1977, 1999

## POINTS AFTER TOUCHDOWN

### Most Seasons Leading League

- 5 1965, 1981, 1982, 1985, 2006

### Most, Season

- 58 2006
- 55 1981
- 54 2004

### Most, Game

- 7 (7x) Last: Dec. 28, 2008 vs. Denver
- 6 (30x) Last: Dec. 8, 2019 at Jacksonville
- 5 (54x) Last: Nov. 12, 2023 vs. Detroit

### Fewest, Season

- 19 1973, 1998
- 20 1975
- 21 1977

## TWO-POINT CONVERSIONS

### Most Seasons Leading League

- 4 2008, 2010, 2018, 2021

### Most, Season

- 7 2021
- 6 2018
- 3 1994

### Most, Game (since 1994)

- 2 Dec. 2, 2018 at Pittsburgh
- Sept. 9, 2018 vs. Kansas City
- Oct. 25, 2015 vs. Oakland
- 1 (39x) Last: Sept. 17, 2023 at Tennessee

### Most Attempts, Season

- 11 2021
- 8 2018
- 7 1994

### Most Attempts, Game (since 1994)

- 3 Dec. 26, 2021 at Houston
- Sept. 9, 2018 vs. Kansas City
- Sept. 4, 1994 at Denver
- 2 (6x) Last: Oct. 10, 2021 vs. Cleveland
- 1 (50x) Last: Sept. 17, 2023 at Tennessee

## FIELD GOALS

### Most Seasons Leading League

- 2 1994, 2009

### Most, Season

- 34 1994, 2013
- 32 2009
- 31 1993, 1999, 2022

### Most, Game

- 6 (3x) Last: Oct. 5, 1997 at Oakland
- 5 (12x) Last: Dec. 23, 2023 vs. Buffalo
- 4 (38x) Last: Oct. 17, 2022 vs. Denver (OT)

### Most Attempts, Season

- 43 2001
- 40 1993
- 38 1994

### Most Attempts, Game

- 7 Oct. 8, 1966 at N.Y. Jets
- 6 (6x) Last: Nov. 19, 2017 vs. Buffalo
- 5 (28x) Last: Dec. 23, 2023 vs. Buffalo

### Most, Game, Both Teams

- 9 Sept. 29, 1996 vs. Kansas City
- 8 Nov. 3, 1996 at Indianapolis
- Nov. 9, 1975 vs. New England
- 7 (17x) Last: Oct. 17, 2022 vs. Denver (OT)

### Most Attempts, Game, Both Teams

- 10 (4x) Last: Dec. 12, 1999 vs. Seattle
- 9 (3x) Last: Dec. 1, 2002 vs. Denver
- 8 (23x) Last: Dec. 27, 2020 vs. Denver

### Fewest Made, Season

- 6 1974
- 10 1976
- 12 1964, 1970, 1973, 1975

### Fewest Attempts, Season

- 16 1974
- 19 1970
- 20 1962, 1976, 1988, 2003



## FIRST DOWNS

### Most Seasons Leading League (Total)

7 1965, 1969, 1980, 1981, 1982, 1983, 1985

### Most, Season

401 2021  
380 1985  
379 1981

### Most, Game

35 Oct. 19, 1986 at Kansas City  
34 Nov. 18, 1984 vs. Miami (OT)  
Dec. 20, 1982 vs. Cincinnati  
33 Nov. 21, 2021 vs. Pittsburgh  
Sept. 9, 2018 vs. Kansas City  
Sept. 15, 2013 at Philadelphia  
Oct. 31, 2004 vs. Oakland

### Most, Game, Both Teams

62 Sept. 15, 1985 vs. Seattle  
60 Sept. 10, 2023 vs. Miami  
58 Dec. 29, 2002 vs. Seattle (OT)  
Sept. 22, 1985 at Cincinnati  
Nov. 18, 1984 vs. Miami (OT)

### Fewest, Season

198 1973, 1975  
208 1961  
217 1962

### Fewest, Game

3 Nov. 30, 1975 at Denver (OT)  
5 Nov. 16, 2003 at Denver  
Oct. 5, 1970 vs. Oakland  
6 Dec. 24, 2000 vs. Pittsburgh  
Nov. 22, 1987 at Seattle

### Most Seasons Leading League (Rushing)

3 1963, 1965, 2006

### Most by Rushing, Season

137 2006  
131 2004  
127 1965, 1981

### Most by Rushing, Game

19 Nov. 27, 1960 vs. Oakland  
18 Oct. 3, 1965 vs. Houston Oilers  
17 (4x) Last: Sept. 10, 2023 vs. Miami

### Fewest by Rushing, Game

0 Dec. 5, 2010 vs. Oakland  
Nov. 14, 1999 at Oakland  
1 (18x) Last: Oct. 29, 2023 vs. Chicago  
2 (54x) Last: Oct. 16, 2023 vs. Dallas

### Most Seasons Leading League (Passing)

7 1968, 1971, 1980, 1981, 1982, 1983, 1985

### Most by Passing, Season

259 1985  
256 2021  
244 1980

### Most by Passing, Game

27 Sept. 15, 1985 vs. Seattle  
26 Oct. 18, 2015 at Green Bay  
23 Dec. 20, 1982 vs. Cincinnati  
Oct. 19, 1980 vs. N.Y. Giants

### Fewest by Passing, Season

89 1975  
93 1973  
110 1961

### Fewest by Passing, Game

0 Sept. 20, 1998 at Kansas City  
1 Nov. 30, 1975 at Denver (OT)  
2 (3x) Last: Nov. 16, 2003 at Denver

### Most Seasons Leading League (Penalty)

2 1960, 1970

### Most by Penalty, Season

39 2013, 2019  
37 2004, 2014  
36 2016, 2020

### Most by Penalty, Game

7 Oct. 17, 2022 vs. Denver (OT)  
Nov. 13, 2016 vs. Tennessee  
Nov. 15, 1998 vs. Baltimore  
Nov. 30, 1997 vs. Denver  
6 (5x) Last: Nov. 30, 2014 at Baltimore  
5 (23x) Last: Nov. 21, 2021 vs. Pittsburgh

### Fewest by Penalty, Season

11 1975  
12 1964  
13 1968

## NET YARDS GAINED

### Most Seasons Leading League

8 1963, 1965, 1980, 1981, 1982, 1983, 1985, 2010

### Most, Season

6,744 1981  
6,634 2021  
6,535 1985

### Most, Game

661 Dec. 20, 1982 vs. Cincinnati  
593 Nov. 10, 1985 vs. L.A. Raiders  
581 Oct. 20, 1968 vs. Denver

### Most, Game, Both Teams

1,102 Dec. 20, 1982 vs. Cincinnati  
1,057 Oct. 20, 1968 vs. Denver  
1,050 Sept. 15, 2013 at Philadelphia

### Fewest, Season

3,411 1975  
3,622 1973  
3,953 1970

### Fewest, Game

70 Nov. 2, 1969 at Denver  
93 Oct. 5, 1975 vs. Oakland  
96 Nov. 16, 2003 at Denver

### Most Total Offensive Plays, Season

1,154 1984, 2022  
1,135 1980  
1,129 1981

### Fewest Total Offensive Plays, Season

617 1982<sup>†</sup>  
753 1963  
759 1964

## RUSHING

### Most Seasons Leading League (Attempts)

1 1965

### Most Attempts, Season

590 1978  
525 2004  
522 2006

### Most Attempts, Game

58 Nov. 20, 1977 vs. Oakland  
53 Dec. 16, 2007 vs. Detroit  
Sept. 10, 1978 vs. Oakland  
Dec. 3, 1972 vs. Oakland  
52 Nov. 27, 1960 vs. Oakland

### Fewest Attempts, Season

267 1982<sup>†</sup>  
351 2000  
361 1966

### Most Seasons Leading League (Yards)

2 1963, 1965

### Most Yards, Season

2,578 2006  
2,257 1990  
2,248 1991

### Most Yards, Game

289 Dec. 28, 2008 vs. Denver  
287 Oct. 13, 1963 vs. N.Y. Jets  
274 Dec. 16, 2007 vs. Detroit

### Fewest Yards, Game

2 Dec. 17, 1961 vs. Boston  
3 Nov. 19, 1961 vs. Dallas Texans  
11 Nov. 20, 1960 vs. Buffalo

### Most Seasons Leading League (Touchdowns)

4 1961, 1981, 1982, 2006

### Most Touchdowns, Season

32 2006  
26 1981  
25 1979

### Fewest Touchdowns, Season

4 2012, 2015  
5 1997  
6 2014

### Most Touchdowns, Game

5 (4x) Last: Dec. 28, 2008 vs. Denver  
4 (22x) Last: Dec. 25, 2009 at Tennessee  
3 (49x) Last: Sept. 10, 2023 vs. Miami

## RUSHING AVERAGE

### Most Seasons Leading League

6 1960, 1963, 1965, 1969, 1991, 2003

### Most, Season

5.6 1963  
5.1 2003  
4.9 2006

### Highest, Game

8.52 Dec. 24, 1967 vs. N.Y. Jets  
8.44 Dec. 22, 1963 vs. Denver  
8.26 Nov. 5, 2006 vs. Cleveland

## PASSING

### Most Seasons Leading League (Attempts)

3 1968, 1984, 1985

### Most Attempts, Season

711 2022

674 2021

667 2015

### Most Attempts, Game

65 Oct. 18, 2015 at Green Bay

Oct. 19, 1986 at Kansas City

64 Jan. 9, 2022 at Las Vegas (OT)

58 Oct. 25, 2015 vs. Oakland

Dec. 22, 1985 at Kansas City

### Fewest Attempts, Season

337 1975

338 1982<sup>†</sup>

349 1974

### Fewest Attempts, Game

6 Dec. 19, 2004 at Cleveland

10 Dec. 18, 1988 vs. Kansas City

11 (2x) Last: Oct. 28, 2007 vs. Houston

### Most Seasons Leading League (Completions)

3 1983, 1984, 1985

### Most Completions, Season

485 2022

443 2021

442 2015

### Most Completions, Game

43 Oct. 18, 2015 at Green Bay

41 Sept. 24, 2023 at Minnesota

39 Dec. 11, 2022 vs. Miami

### Fewest Completions, Game

1 at Kansas City Sept. 20, 1998

3 vs. Oakland Oct. 5, 1975

4 at Cleveland Dec. 19, 2004

vs. Kansas City Nov. 2, 1986

### Most Seasons Leading League (Net Yards)

11 1965, 1968, 1971, 1978, 1979, 1980, 1981, 1982,  
1983, 1985, 2017

### Most Net Yards Gained, Season

4,870 1985

4,800 2021

4,739 1981

### Most Net Yards Gained, Game

494 Sept. 15, 1985 vs. Seattle

488 Oct. 18, 2015 at Green Bay

486 Dec. 20, 1982 vs. Cincinnati

### Fewest Net Yards Gained, Season

1,610 1975

1,808 1973

2,244 1977

### Fewest Net Yards Gained, Game

-22 Oct. 5, 1975 vs. Oakland

-19 Sept. 20, 1998 at Kansas City

7 Sept. 16, 1973 at Washington

### Most Seasons Leading League (Touchdowns)

5 1971, 1981, 1982, 1985, 2008

### Most Touchdowns, Season

38 2021

37 1985

34 1981, 2008

### Fewest Touchdowns, Season

7 1975

9 1973

11 1977, 1988, 1998

### Most Touchdowns, Game

7\* Nov. 22, 1981 at Oakland

5 (9x) Last: Oct. 31, 2004 vs. Oakland

4 (35x) Last: Nov. 12, 2023 vs. Detroit

### Most Seasons Leading League (Fewest INTs)

2 1966, 2004

### Most Had Intercepted, Season

34 1962, 1998

33 1968, 1983, 1986

30 1964, 1973, 1978, 1985, 2000

### Most Had Intercepted, Game

7 Dec. 13, 1998 at Seattle

Dec. 8, 1968 vs. Kansas City

6 (6x) Last: Oct. 24, 1999 vs. Green Bay

5 (14x) Last: Dec. 27, 1987 at Denver

### Fewest Had Intercepted, Season

8 2004

9 2006

10 2009, 2020, 2022

## SACKED ATTEMPTING TO PASS

### Most Seasons Leading League (Least Sacked)

5 1963, 1964, 1967, 1968, 2017

### Most Times, Season

57 1970

53 2000

51 1997

### Fewest Times, Season

11 1967

12 1982<sup>†</sup>

18 1968, 2017

### Most Times Sacked Opponent, Season

62 1986

61 2006

60 1980

### Most Times Sacked Opponent, Game

11 Dec. 23, 2012 at N.Y. Jets

Nov. 16, 1986 vs. Dallas

10 Sept. 24, 1978 vs. Green Bay

9 (5x) Last: Dec. 24, 2016 at Cleveland

## INTERCEPTIONS

### Most Seasons Leading League (Interceptions)

3 1961, 2007, 2016

### Most, Season

49\* 1961

31 1969

30 1964, 2007

### Most, Game

6 (6x) Last: vs. Indianapolis Nov. 11, 2007

5 (9x) Last: vs. Buffalo Nov. 19, 2017

4 (30x) Last: at Indianapolis Nov. 28, 2010

### Most, Game, Both Teams

10 Dec. 13, 1998 at Seattle

9 Sept. 21, 1980 at Denver

Nov. 1, 1964 at Oakland

8 (11x) Last: Nov. 11, 2007 vs. Indianapolis

### Fewest, Season

7 2014

9 1970

10 2005

### Most Consecutive Games

46\* 1960-63

### Most Seasons Leading League (Return Yards)

2 1961, 1964

### Most Yards Returned, Season

929\* 1961

562 1979

499 1984

### Most Yards Returned, Game

194 Sept. 24, 1961 vs. Houston Oilers

174 Oct. 29, 1961 vs. Denver

171 Nov. 18, 1979 vs. Pittsburgh

### Fewest Yards Returned, Season

65 2014

90 1970

123 1999

### Most Seasons Leading League (Return TDs)

1 1961

### Most Touchdowns by Returns, Season

9\* 1961

5 2012

4 1984, 2000

### Most Touchdowns by Returns, Game

2 Nov. 28, 2010 at Indianapolis

Oct. 29, 1961 vs. Denver

1 (93x) Last: Dec. 4, 2022 at Las Vegas

## PUNTS

### Most, Season

95 1998  
92 2000  
90 1997

### Most, Game

11 (5x) Last: Oct. 11, 1998 at Oakland  
10 (11x) Last: Nov. 12, 2017 at Jacksonville  
9 (12x) Last: Dec. 24, 2017 at N.Y. Jets

### Fewest, Season

23 1982<sup>†</sup>  
45 1972  
47 2011

### Fewest, Game

0 (8x) Last: Sept. 19, 2021 vs. Dallas  
1 (38x) Last: Oct. 9, 2022 at Cleveland  
2 (84x) Last: Nov. 12, 2023 vs. Detroit

### Fewest, Game, Both Teams

1 (3x) Last: Sept. 19, 2021 vs. Dallas  
2 (9x) Last: Dec. 16, 2021 vs. Kansas City  
3 (18x) Last: Nov. 12, 2023 vs. Detroit

## PUNT YARDS

### Most Seasons Leading League (Yards)

1 1962

### Most, Season

4,248 2000  
4,174 1998  
3,972 1997

### Most, Game

522 Oct. 11, 1998 at Oakland  
493 Nov. 18, 2012 at Denver  
492 Nov. 10, 1974 at Kansas City

### Fewest, Season

868 1982<sup>†</sup>  
1,813 1972  
2,123 2021

### Most Seasons Leading League (Average)

4 1960, 1969, 1987, 2000

### Highest Average, Season

48.1 2017  
47.5 2011  
47.0 2019

### Lowest Average, Season

36.3 1978  
36.5 1979  
36.8 1975

## PUNT RETURNS

### Most Seasons Leading League (Returns)

1 1965

### Most, Season

57 1978  
52 1979  
49 2003

### Most, Game

8 (4x) Last: Dec. 7, 2003 at Detroit  
7 (7x) Last: Dec. 7, 1978 at Houston  
6 (13x) Last: Dec. 20, 2015 vs. Miami

### Fewest, Season

12 1982<sup>†</sup>  
18 2021  
20 2015

### Most Seasons Leading League (Fair Catches)

3 1968, 1969, 1991

### Most Fair Catches, Season

32 1969  
26 2015, 2017  
25 1991, 1999

### Most Fair Catches, Game

6 Dec. 10, 2023 vs. Denver  
Dec. 17, 1989 at Kansas City  
Dec. 4, 1978 vs. Chicago  
5 (3x) Last: Sept. 3, 2000 at Oakland  
4 (13x) Last: Nov. 6, 2023 at N.Y. Jets

### Fewest Fair Catches, Season

0 1960, 1961, 1962, 1963, 1964, 1965, 1975  
1 1976  
3 1977

## PUNT RETURN YARDS

### Most Seasons Leading League (Return Yards)

1 1965

### Most, Season

590 1978  
559 1996  
542 1998

### Most, Game

168 Nov. 2, 1997 at Cincinnati  
151 Sept. 20, 1965 vs. Kansas City  
139 Nov. 5, 1961 vs. Titans of N.Y.

### Fewest, Season

84 2015  
100 2020  
107 2021

### Most Seasons Leading League (Average)

3 1965, 1966, 1973

### Highest Average, Season

16.2 2023  
15.5 1961  
14.7 1996  
13.4 1965

### Lowest Average, Season

4.2 2015  
5.4 2019  
5.6 1970, 2020

## PUNT RETURN TOUCHDOWNS

### Most Seasons Leading League

7 1965, 1973, 1990, 1994, 1995, 1997, 2018

### Most, Season

3 1997  
2 1965, 1973, 1990, 1994  
1 (17x) Last: 2023

### Most, Game

2<sup>†</sup> Nov. 2, 1997 at Cincinnati  
1 (26x) Last: Nov. 6, 2023 at N.Y. Jets

## KICKOFF RETURNS

### Most Seasons Leading League

2 1982, 2003

### Most, Season

84 2003  
83 2000  
75 1997

### Most, Game

9 (7x) Last: Nov. 3, 2002 vs. N.Y. Jets  
8 (15x) Last: Oct. 26, 2008 at N.O. in London  
7 (51x) Last: Sept. 26, 2010 at Seattle

### Most, Game, Both Teams

17 Dec. 8, 1985 vs. Pittsburgh  
16 Dec. 18, 1960 vs. Titans of New York  
15 (3x) Last: Oct. 2, 1983 at N.Y. Giants

## KICKOFF RETURN YARDS

### Most Seasons Leading League

1 1962

### Most, Season

1,804 2003  
1,792 2000  
1,716 2001

### Most, Game

269 Nov. 18, 2001 at Oakland  
242 Oct. 21, 1973 vs. Atlanta  
232 Dec. 13, 1964 vs. Kansas City

### Fewest, Season

474 2017  
508 2016  
512 2022

### Most Seasons Leading League (Average)

3 1988, 1990, 2001

### Highest Average, Season

26.0 2001  
25.6 2011  
25.5 2007

### Lowest Average, Season

16.5 1961  
17.5 1986  
18.0 1992

## KICKOFF RETURN TOUCHDOWNS

### Most Seasons Leading League

6 1988, 1989, 1991, 1995, 2001, 2011

### Most, Season

2 1988, 1994, 1995, 2001  
1 1962, 1985, 1989, 1991, 1997, 2000, 2004,  
2007, 2008, 2011, 2012, 2021

### Most, Game

1 (20x) Last: Jan. 2, 2022 vs. Denver

## PENALTIES

### Most Seasons Leading League (Penalties)

3 1960, 1961, 1988

### Most, Season

137 1998  
129 1997  
128 1981

### Most, Game

19 Nov. 16, 1997 at Kansas City  
16 Nov. 15, 1998 vs. Baltimore  
15 Nov. 3, 1997 at Indianapolis

### Fewest, Season

63 1969  
64 1982<sup>†</sup>  
68 1966

### Fewest, Game

0 (5x) Last: Oct. 9, 2011 at Denver  
1 (30x) Last: Nov. 13, 2022 at San Francisco  
2 (41x) Last: Dec. 10, 2023 vs. Dener

### Most Seasons Leading League (Penalty Yards)

3 1960, 1961, 1966

### Most Yards, Season

1,229 1998  
1,101 1997  
1,039 1988

### Most Yards, Game

148 Oct. 13, 1963 vs. N.Y. Jets  
146 Nov. 15, 1998 vs. Baltimore  
Nov. 16, 1997 at Kansas City  
138 Nov. 16, 1981 at Seattle

## FUMBLES

### Most Seasons Leading League (Fewest Fumbles)

4 1963, 1966, 1993, 2021

### Most, Season

44 1985  
42 1983  
40 1972, 1973, 1980

### Most, Game

9 Sept. 24, 1978 vs. Green Bay  
7 Sept. 30, 1973 vs. Cincinnati  
6 (5x) Last: Dec. 13, 1987 vs. Pittsburgh

### Most by Opponent, Game

9 Nov. 15, 1964 at Kansas City  
7 (3x) Last: Sept. 9, 2001 vs. Washington  
6 (6x) Last: Dec. 9, 1995 vs. Arizona

### Most, Game, Both Teams

11 (3x) Last: Oct. 13, 1985 vs. Kansas City  
10 (5x) Last: Nov. 25, 1990 vs. Seattle  
9 (7x) Last: Sept. 9, 2001 vs. Washington

### Fewest, Season

10 2021  
13 1993  
14 2009, 2013

### Most Seasons Leading League (Fewest Lost Fum.)

5 1963, 1966, 1970, 1979, 1993

### Most Lost, Season

22 1980, 1981, 1983  
21 1973, 1978  
20 1972, 1987, 2000

### Most Lost, Game

6 Sept. 24, 1978 vs. Green Bay  
4 (11x) Last: Dec. 14, 2023 at Las Vegas  
3 (41x) Last: Nov. 26, 2023 vs. Baltimore

### Most Own Recovered, Season

25 1985  
21 1979  
20 1972, 1973, 1975, 1983

### Most Own Recovered, Game

5 (5x) Last: Dec. 26, 1999 vs. Oakland  
4 (7x) Last: Sept. 14, 2014 vs. Seattle  
3 (43x) Last: Nov. 6, 2023 at N.Y. Jets

### Fewest Own Recovered, Season

3 2021  
4 1963, 2013  
7 1989, 2009

### Most Opponents Recovered, Season

22 1986  
18 1973, 1979, 1980, 1981, 2007  
17 1960, 1961, 1963, 1983, 1984

### Fewest Opponents Recovered, Season

3 2019  
4 2011  
5 1963

## POINTS ALLOWED

### Most Seasons Leading League (Fewest Points)

2 1961, 1963

### Most, Season

462 1983  
459 2021  
441 2003

### Most, Game

63 Dec. 14, 2023 at Las Vegas  
57 Oct. 1, 2000 at St. Louis  
52 Nov. 25, 1984 at Pittsburgh

### Most, Quarter

31 Dec. 8, 1963 at Oakland (4th quarter)  
30 Nov. 20, 1983 at St. Louis Cardinals (2nd quarter)  
28 (5x) Last: Nov. 28, 1999 at Min. (2nd quarter)

### Fewest, Season

205 1977  
219 1961  
221 1982<sup>†</sup>

### Fewest, Game

0 (19x) Last: Dec. 3, 2023 at New England  
3 (17x) Last: Dec. 26, 2022 at Indianapolis  
6 (20x) Last: Nov. 6, 2023 at N.Y. Jets

## FIRST DOWNS ALLOWED

### Most Seasons Leading League (Fewest Total)

1 2010

### Most, Season

383 2021  
365 1981  
364 1985

### Most, Game

34 Sept. 14, 2008 at Denver  
Dec. 29, 2002 vs. Seattle  
Nov. 19, 2000 at Denver

33 Sept. 26, 2021 at Kansas City  
Sept. 23, 2018 at L.A. Rams  
Nov. 23, 2003 vs. Cincinnati

32 Oct. 4, 2009 at Pittsburgh

### Fewest, Season

190 1965  
196 1982<sup>†</sup>  
224 1962

### Fewest, Game

5 Dec. 12, 2010 vs. Kansas City  
Sept. 19, 1976 at Tampa Bay  
6 Oct. 11, 1998 at Oakland

6 Oct. 22, 1961 at Oakland

7 (5x) Last: Sept. 15, 2002 vs. Houston

### Most by Rushing, Season

154 1975  
144 2021  
143 1971

### Most by Rushing, Game

19 (3x) Last: Nov. 22, 1987 at Seattle  
17 Sept. 23, 1962 vs. Houston  
16 Oct. 16, 1977 vs. New England

Dec. 18, 1966 vs. Kansas City

### Fewest by Rushing, Season

54 1965  
65 1982  
71 1969

### Fewest by Rushing, Game

0 (5x) Last: Nov. 28, 2010 at Indianapolis  
1 (24x) Last: Sept. 11, 2022 vs. Las Vegas  
2 (47x) Last: Nov. 6, 2023 at N.Y. Jets

### Most Seasons Leading League (Fewest Passing)

1 2014

### Most by Passing, Season

218 1985  
216 1981  
213 2008

### Most by Passing, Game

24 Nov. 19, 2000 at Denver  
23 Sept. 10, 2023 vs. Miami  
Sept. 18, 2011 at New England

22 (4x) Last: Nov. 15, 2009 vs. Philadelphia

### Fewest by Passing, Season

105 1977  
114 1971  
116 1965

### Fewest by Passing, Game

1 (3x) Last: Dec. 28, 2003 vs. Oakland  
2 (6x) Last: Dec. 19, 2004 at Cleveland  
3 (12x) Last: Sept. 11, 2011 vs. Minnesota

### Most Seasons Leading League (Fewest Penalty)

1 1992

### Most by Penalty, Season

41 2000, 2004, 2014  
40 2021  
35 1981, 1997, 1998

### Most by Penalty, Game

7 Sept. 24, 2023 at Minnesota  
Nov. 5, 2006 vs. Cleveland  
6 (9x) Last: Sept. 24, 2017 vs. Kansas City  
5 (23x) Last: Jan. 9, 2022 at Las Vegas (OT)

### Fewest by Penalty, Season

12 1982<sup>†</sup>  
13 1969, 1992  
14 1976

## NET YARDS ALLOWED

### Most Seasons Leading League (Fewest Net Yards)

4 1961, 1965, 1998, 2010

### Most, Season

6,265 1985  
6,136 1981  
6,122 2021

### Most, Game

614 Oct. 1, 2000 at St. Louis  
591 Dec. 29, 2002 vs. Seattle  
553 Sept. 22, 1996 at Oakland

### Fewest, Season

3,253 1982<sup>†</sup>  
3,268 1965  
3,652 1977

### Fewest, Game

58 Oct. 22, 1961 at Oakland  
67 Dec. 12, 2010 vs. Kansas City  
99 Nov. 1, 1992 vs. Indianapolis

## RUSHING ALLOWED

### Most Seasons Leading League (Fewest Att.)

3 1965, 1979, 2004

### Most Attempts, Season

606 1975  
559 1973  
552 1983

### Most Attempts, Game

61 Oct. 25, 1981 at Chicago (OT)  
60 Nov. 30, 1975 at Denver (OT)  
59 Sept. 18, 1977 at Oakland

### Fewest Attempts, Season

230 1982<sup>†</sup>  
306 1965  
355 2004

### Fewest Attempts, Game

9 Dec. 16, 2007 vs. Detroit  
Sept. 7, 1986 vs. Miami  
10 (2x) Last: Sept. 16, 2012 vs. Tennessee  
11 (6x) Last: Nov. 3, 2019 vs. Green Bay

### Most Seasons Leading League (Fewest Yards)

3 1965, 1998, 2005

### Most Yards, Season

2,478 2022  
2,442 1975  
2,403 1966

### Most Yards, Game

378 Nov. 4, 2007 at Minnesota  
355 Dec. 20, 2014 at San Francisco  
328 Nov. 30, 1975 at Denver (OT)

### Fewest Yards, Season

961 1982<sup>†</sup>  
1,094 1965  
1,140 1998

### Fewest Yards, Game

2 Oct. 22, 1961 at Oakland  
11 Dec. 17, 2000 at Carolina  
13 Oct. 5, 1997 at Oakland

### Most Seasons Leading League (Fewest TDs)

2 1961, 1963

### Most Touchdowns, Season

26 1983  
25 1971, 1981, 1985  
23 1973, 1984

### Fewest Touchdowns, Season

7 1961, 1965  
8 1999, 2011  
10 (12x) Last: 2012

### Most Touchdowns, Game

5 Oct. 21, 1973 vs. Atlanta  
Sept. 18, 1960 at Houston  
4 (11x) Last: Nov. 3, 2013 at Washington  
3 (51x) Last: Nov. 12, 2023 vs. Detroit

## PASSING ALLOWED

### Most Seasons Leading League (Fewest Att.)

2 1966, 2019

### Most Attempts, Season

636 1996  
607 2002, 2004  
605 2008

### Most Attempts, Game

61 Sept. 20, 1987 vs. St. Louis  
58 (2x) Last: Oct. 3, 2004 vs. Tennessee  
57 (2x) Last: Sept. 22, 1996 at Oakland

### Fewest Attempts, Season

330 1977  
341 1973  
342 1982<sup>†</sup>

### Fewest Attempts, Game

7 Nov. 6, 1977 at Detroit  
12 (2x) Last: Dec. 10, 1972 at Denver  
13 (4x) Last: Oct. 4, 1987 at Cincinnati

### Most Seasons Leading League (Fewest Cmp.)

1 1966

### Most Completions, Season

411 2008  
375 2002  
372 2004

### Most Completions, Game

40 Dec. 20, 1982 vs. Cincinnati  
39 Oct. 3, 2004 vs. Tennessee  
37 Oct. 9, 1994 Kansas City

### Fewest Completions, Season

170 1966  
172 1977  
177 1973

### Fewest Completions, Game

3 Sept. 19, 1976 at Tampa Bay  
5 (5x) Last: Oct. 4, 1987 at Cincinnati  
6 (6x) Last: Dec. 28, 2003 vs. Oakland

### Most Seasons Leading League (Fewest Net Yds)

4 1961, 1964, 1965, 2010

### Most Net Yards, Season

4,311 1981  
4,295 2002  
4,293 1985

### Most Net Yards, Game

466 Sept. 10, 2023 vs. Miami  
453 Nov. 10, 2002 at St. Louis  
451 Oct. 1, 2000 at St. Louis

### Fewest Net Yards, Season

1,725 1977  
2,155 1966  
2,174 1965

### Fewest Net Yards, Game

-13 Oct. 4, 1987 at Cincinnati  
-4 Sept. 19, 1976 at Tampa Bay  
0 Dec. 28, 2003 vs. Oakland  
Dec. 6, 1970 vs. Cincinnati

### Most Seasons Leading League (Fewest TDs)

4 1963, 1965, 1966, 1979

### Most Touchdowns, Season

36 2003  
33 2000  
31 1997

### Most Touchdowns, Game

5 (9x) Last: Dec. 14, 2023 at Las Vegas  
4 (31x) Last: Oct. 22, 2023 at Kansas City  
3 (116x) Last: Sept. 24, 2023 at Minnesota

### Fewest Touchdowns, Season

10 1982<sup>†</sup>  
11 1979  
13 1966, 1970, 1974

## PUNT RETURNS ALLOWED

### Most Seasons Leading League (Fewest Returns)

7 1960, 1963, 1966, 1967, 1968, 1982, 2004

### Most by Opponents, Season

56 1988  
51 1996, 2000  
49 1998

### Fewest by Opponents, Season

7 1982<sup>†</sup>  
16 1968  
17 1960, 1972

### Most Yards by Opponents, Season

722 2000  
612 1996  
601 1976

### Most Yards by Opponent, Game

160 Sept. 13, 2010 at Kansas City  
150 Dec. 27, 1987 at Denver  
145 Dec. 6, 2020 vs. New England

## KICKOFF RETURNS ALLOWED

### Most Seasons Leading League (Fewest Returns)

1 1975

### Most by Opponent, Season

90 2006  
88 1981  
87 2009

### Fewest by Opponent, Season

15 2022  
21 2016  
32 2015

### Most by Opponent, Game

10 (4x) Last: Dec. 16, 2007 vs. Detroit  
9 (7x) Last: Nov. 28, 2010 at Indianapolis  
8 (25x) Last: Nov. 24, 2013 at Kansas City

# CAREER TOP-10

## RUSHING YARDS

1. LaDainian Tomlinson, 2001-09	12,490
2. Paul Lowe, 1960-68	4,972
<b>3. Austin Ekeler, 2017-23</b>	<b>4,298</b>
4. Marion Butts, 1989-93	4,297
5. Melvin Gordon, 2015-19	4,240
6. Ryan Mathews, 2010-14	4,061
7. Natrone Means, 1993-95, 98-99	3,885
8. Chuck Muncie, 1980-84	3,309
9. Don Woods, 1974-80	2,858
10. Keith Lincoln, 1961-66, 68	2,698

## RUSHING TOUCHDOWNS

1. LaDainian Tomlinson, 2001-09	138
2. Chuck Muncie, 1980-84	43
<b>3. Austin Ekeler, 2017-23</b>	<b>39</b>
4. Paul Lowe, 1960-68	38
5. Melvin Gordon, 2015-19	36
6. Natrone Means, 1993-95, 98-99	34
7. Marion Butts, 1989-93	31
8. Ryan Mathews, 2010-14	23
9. Mike Tolbert, 2008-11	20
10. Tim Spencer, 1985-90	19

## RUSHING ATTEMPTS

1. LaDainian Tomlinson, 2001-09	2,880
2. Melvin Gordon, 2015-19	1,059
3. Marion Butts, 1989-93	1,031
4. Paul Lowe, 1960-68	1,015
5. Natrone Means, 1993-95, 98-99	1,013
<b>6. Austin Ekeler, 2017-23</b>	<b>967</b>
7. Ryan Mathews, 2010-14	923
8. Chuck Muncie, 1980-84	773
9. Don Woods, 1974-80	713
10. Keith Lincoln, 1961-66, 68	573

## TOTAL YARDS FROM SCRIMMAGE

1. LaDainian Tomlinson, 2001-09	16,445
2. Antonio Gates, 2003-18	11,841
<b>3. Keenan Allen, 2013-23</b>	<b>10,643</b>
4. Lance Alworth, 1962-70	9,721
5. Charlie Joiner, 1976-86	9,191
<b>6. Austin Ekeler, 2017-23</b>	<b>8,140</b>
7. Gary Garrison, 1966-76	7,562
8. Kellen Winslow, 1979-87	6,741
9. Wes Chandler, 1981-87	6,197
10. Melvin Gordon, 2015-19	6,113

## PASSING YARDS

1. Philip Rivers, 2004-19	59,271
2. Dan Fouts, 1973-87	43,040
3. John Hadl, 1962-72	26,938
<b>4. Justin Herbert, 2020-23</b>	<b>17,223</b>
5. Stan Humphries, 1992-97	16,085
6. Drew Brees, 2001-05	12,348
7. Jack Kemp, 1960-62	5,996
8. Doug Flutie, 2001-04	4,901
9. John Friesz, 1990-93	4,396
10. Jim Harbaugh, 1999-2000	4,177

## TOUCHDOWN PASSES

1. Philip Rivers, 2004-19	397
2. Dan Fouts, 1973-87	254
3. John Hadl, 1962-72	201
<b>4. Justin Herbert, 2020-23</b>	<b>114</b>
5. Stan Humphries, 1992-97	85
6. Drew Brees, 2001-05	80
7. Jack Kemp, 1960-62	37
8. Tobin Rote, 1963-64	29
9. Doug Flutie, 2001-04	25
10. Billy Joe Tolliver, 1989-90	21

## PASS ATTEMPTS

1. Philip Rivers, 2004-19	7,591
2. Dan Fouts, 1973-87	5,604
3. John Hadl, 1962-72	3,640
<b>4. Justin Herbert, 2020-23</b>	<b>2,422</b>
5. Stan Humphries, 1992-97	2,350
6. Drew Brees, 2001-05	1,809
7. Jack Kemp, 1960-62	815
8. John Friesz, 1990-93	747
9. Doug Flutie, 2001-04	737
10. Jim Harbaugh, 1999-2000	636

## PASS COMPLETIONS

1. Philip Rivers, 2004-19	4,908
2. Dan Fouts, 1973-87	3,297
3. John Hadl, 1962-72	1,824
<b>4. Justin Herbert, 2020-23</b>	<b>1,613</b>
5. Stan Humphries, 1992-97	1,335
6. Drew Brees, 2001-05	1,125
7. Doug Flutie, 2001-04	408
8. John Friesz, 1990-93	401
9. Jack Kemp, 1960-62	389
10. Jim Harbaugh, 1999-2000	372

## PASSES INTERCEPTED

1. Dan Fouts, 1973-87	242
2. John Hadl, 1962-72	211
3. Philip Rivers, 2004-19	198
4. Stan Humphries, 1992-97	73
5. Drew Brees, 2001-05	53
6. Jack Kemp, 1960-62	49
<b>7. Justin Herbert, 2020-23</b>	<b>42</b>
8. Ryan Leaf, 1998-2000	33
9. Tobin Rote, 1963-64	32
10. Craig Whelihan, 1995-98	29

## RECEIVING YARDS

1. Antonio Gates, 2003-18	11,841
<b>2. Keenan Allen, 2013-23</b>	<b>10,530</b>
3. Lance Alworth, 1962-70	9,584
4. Charlie Joiner, 1976-86	9,203
5. Gary Garrison, 1966-76	7,533
6. Kellen Winslow, 1979-87	6,741
7. Wes Chandler, 1981-87	6,132
8. Anthony Miller, 1988-93	5,582
9. Malcom Floyd, 2004-15	5,550
<b>10. Mike Williams, 2017-23</b>	<b>4,806</b>

## RECEIVING TOUCHDOWNS

1. Antonio Gates, 2003-18	116
2. Lance Alworth, 1962-70	81
<b>3. Keenan Allen, 2013-23</b>	<b>59</b>
4. Gary Garrison, 1966-76	58
5. Charlie Joiner, 1976-86	47
6. Kellen Winslow, 1979-87	45
7. Wes Chandler, 1981-87	41
8. Vincent Jackson, 2005-11	37
9. Anthony Miller, 1988-93	37
10. John Jefferson, 1978-80	36

## RECEPTIONS

1. Antonio Gates, 2003-18	955
<b>2. Keenan Allen, 2013-23</b>	<b>904</b>
3. Charlie Joiner, 1976-86	586
4. Kellen Winslow, 1979-87	541
5. LaDainian Tomlinson, 2001-09	530
6. Lance Alworth, 1962-70	493
<b>7. Austin Ekeler, 2017-23</b>	<b>429</b>
8. Gary Garrison, 1966-76	404
9. Ronnie Harmon, 1990-95	377
10. Anthony Miller, 1988-93	374

## QUARTERBACK SACKS

1. Leslie O'Neal, 1986, 1988-95	105.5
2. Shaun Phillips, 2004-12	69.5
<b>3. Joey Bosa, 2016-23</b>	<b>67.0</b>
Gary Johnson, 1975-84	67.0
5. Lee Williams, 1984-90	65.5
6. Fred Dean, 1975-81	53.5
7. Melvin Ingram, 2012-20	49.0
8. Junior Seau, 1990-2002	47.0
9. Raylee Johnson, 1993-2003	46.0
10. Shawne Merriman, 2005-09	43.5
Leroy Jones, 1976-83	43.5

## INTERCEPTIONS

1. Gill Byrd, 1983-92	42
2. Dick Harris, 1960-65	29
3. Rodney Harrison, 1994-2002	26
4. Kenny Graham, 1964-69	25
5. Mike Williams, 1975-82	24
6. Joe Beachamp, 1966-75	23
7. Quentin Jammer, 2002-12	21
Woodrowe Lowe, 1976-86	21
Bob Howard, 1967-74	21
Leslie "Speedy" Duncan, 1964-70	21

## INTERCEPTION RETURN YARDS

1. Gill Byrd, 1983-92	546
2. Charlie McNeil, 1960-64	502
3. Kenny Graham, 1964-69	477
4. Joe Beachamp, 1966-75	433
5. Dick Harris, 1960-65	413
6. Rodney Harrison, 1994-2002	345
7. Woodrowe Lowe, 1976-86	343
8. Darren Carrington, 1991-94	337
9. Leslie "Speedy" Duncan, 1964-70	322
10. Glen Edwards, 1978-81	309

## INTERCEPTION TOUCHDOWNS

1. Kenny Graham, 1964-69	5
Dick Harris, 1960-65	5
3. Woodrowe Lowe, 1976-86	4
4. Eric Weddle, 2007-13	3
Joe Beachamp, 1966-75	3
6. Desmond King, 2017-20	2
Shaun Phillips, 2004-12	2
Demorrio Williams, 2012	2
Antonio Cromartie, 2006-09	2
Clinton Hart, 2004-09	2
Donnie Edwards, 2002-06	2
Rodney Harrison, 1994-2002	2
Stanley Richard, 1991-94	2
Donald Frank, 1990-93	2
Gill Byrd, 1983-92	2
Gary Johnson, 1975-84	2
Leslie "Speedy" Duncan, 1964-70	2
Earl Faison, 1961-66	2
Charlie McNeil, 1960-64	2
Bob Laraba, 1960-61	2

## TOUCHDOWNS SCORED

1. LaDainian Tomlinson, 2001-09	153
2. Antonio Gates, 2003-18	116
3. Lance Alworth, 1962-70	83
<b>4. Austin Ekeler, 2017-23</b>	<b>69</b>
<b>5. Keenan Allen, 2013-23</b>	<b>60</b>
6. Gary Garrison, 1966-76	58
7. Melvin Gordon, 2015-19	47
Charlie Joiner, 1976-86	47
9. Paul Lowe, 1960-68	46
10. Kellen Winslow, 1979-87	45
Chuck Muncie, 1980-84	45

## POINTS SCORED

1. John Carney, 1990-2000.....	1,076
2. LaDainian Tomlinson, 2001-09 .....	918
3. Nate Kaeding, 2004-12.....	889
4. Rolf Benirschke, 1977-86.....	766
5. Antonio Gates, 2003-18.....	700
6. Nick Novak, 2011-14, 17.....	503
7. Lance Alworth, 1962-70.....	500
8. <b>Austin Ekeler, 2017-23 .....</b>	<b>418</b>
9. Dennis Partee, 1968-75.....	380
10. <b>Keenan Allen, 2013-23 .....</b>	<b>364</b>

## FIELD GOALS

1. John Carney, 1990-2000.....	261
2. Nate Kaeding, 2004-12.....	180
3. Rolf Benirschke, 1977-86.....	146
4. Nick Novak, 2011-14, 17.....	110
5. Dennis Partee, 1968-75.....	71
6. Michael Badgley, 2018-20.....	52
Josh Lambo, 2015-16.....	52
8. George Blair, 1961-64.....	50
9. <b>Cameron Dicker, 2022-23.....</b>	<b>43</b>
10. Steve Christie, 2001-03.....	42

## FIELD GOAL ATTEMPTS

1. John Carney, 1990-2000.....	320
2. Rolf Benirschke, 1977-86.....	208
3. Nate Kaeding, 2004-12.....	207
4. Nick Novak, 2011-14, 17.....	130
5. Dennis Partee, 1968-75.....	121
6. George Blair, 1961-64.....	80
7. Ray Wersching, 1973-76.....	68
8. Michael Badgley, 2018-20.....	65
9. Josh Lambo, 2015-16.....	64
10. Dick Van Raaphorst, 1966-67.....	61

## KICKOFF RETURN YARDS

1. Darren Sproles, 2005-10.....	6,469
2. Ronney Jenkins, 2000-02.....	3,997
3. Andre Coleman, 1994-96.....	3,914
4. Leslie "Speedy" Duncan, 1964-70.....	3,386
5. James Brooks, 1981-83.....	2,305
6. Kenny Bynum, 1997-2000.....	2,182
7. Lionel James, 1984-88.....	2,094
8. Nate Lewis, 1990-93.....	2,047
9. Artie Owens, 1976-79.....	1,998
10. Tim Dwight, 2001-04.....	1,876

## KICKOFF RETURN TOUCHDOWNS

1. Andre Coleman, 1994-96.....	4
2. Ronney Jenkins, 2000-02.....	3
3. Darren Sproles, 2005-10.....	2
Anthony Miller, 1988-93.....	2
5. Andre Roberts, 2021.....	1
Micheal Spurlock, 2012.....	1
Tim Dwight, 2001-04.....	1
Richard Goodman, 2010-11.....	1
Rodney Harrison, 1994-2002.....	1
Nate Lewis, 1990-93.....	1
Jamie Holland, 1987-89.....	1
Gary Anderson, 1985-88.....	1
Keith Lincoln, 1960-66.....	1

## KICKOFF RETURNS

1. Darren Sproles, 2005-10.....	258
2. Andre Coleman, 1994-96.....	166
3. Ronney Jenkins, 2000-02.....	165
4. Leslie "Speedy" Duncan, 1964-70.....	134
5. Kenny Bynum, 1997-2000.....	107
6. James Brooks, 1981-83.....	105
7. Lionel James, 1984-88.....	99
8. Nate Lewis, 1990-93.....	92
9. Artie Owens, 1976-79.....	88
10. Tim Dwight, 2001-04.....	80

## PUNT RETURN YARDS

1. Mike Fuller, 1975-80.....	2,388
2. Leslie "Speedy" Duncan, 1964-70.....	1,651
3. Darrien Gordon, 1993-94, 96.....	1,407
4. Lionel James, 1984-88.....	1,193
5. Darren Sproles, 2005-10.....	935
6. Eric Parker, 2002-06.....	881
7. James Brooks, 1981-83.....	565
8. Tim Dwight, 2001-04.....	508
9. Eric Metcalf, 1997.....	489
10. Desmond King, 2017-20.....	438

## PUNT RETURN TOUCHDOWNS

1. Leslie "Speedy" Duncan, 1964-70.....	4
2. Eric Metcalf, 1997.....	3
Darrien Gordon, 1993-94, 96.....	3
4. Desmond King, 2017-20.....	2
Darren Sproles, 2005-10.....	2
Lionel James, 1984-88.....	2
Mike Fuller, 1975-80.....	2
Ron Smith, 1973.....	2
9. <b>Derius Davis, 2023.....</b>	<b>1</b>
Travis Benjamin, 2017-19.....	1
Micheal Spurlock, 2012.....	1
Tim Dwight, 2001-04.....	1
Andre Coleman, 1994-96.....	1
Nate Lewis, 1990-93.....	1
Kitrick Taylor, 1990-91.....	1
Keith Lincoln, 1961-68.....	1

## PUNT RETURNS

1. Mike Fuller, 1975-80.....	212
2. Leslie "Speedy" Duncan, 1964-70.....	138
3. Lionel James, 1984-88.....	124
4. Darren Sproles, 2005-10.....	114
5. Eric Parker, 2002-06.....	105
6. Darrien Gordon, 1993-94, 96.....	103
7. James Brooks, 1981-83.....	52
8. Tim Dwight, 2001-04.....	46
9. Desmond King, 2017-20.....	45
Eric Metcalf, 1997.....	45

## SEASONS

1. David Binn, 1994-2010.....	17
2. Philip Rivers, 2004-16.....	16
Antonio Gates, 2003-18.....	16
3. Dan Fouts, 1973-87.....	15
Russ Washington, 1968-82.....	15
6. Doug Wilkerson, 1971-84.....	14
Don Macek, 1976-89.....	14
8. Mike Scifres, 2003-15.....	13
Junior Seau, 1990-2002.....	13
10. Jamal Williams, 1998-2009.....	12

## GAMES PLAYED

1. David Binn, 1994-2010.....	256
2. Antonio Gates, 2003-18.....	236
3. Philip Rivers, 2004-19.....	228
4. Junior Seau, 1990-2002.....	200
Russ Washington, 1968-82.....	200
6. Mike Scifres, 2003-15.....	195
Doug Wilkerson, 1971-84.....	195
8. Dan Fouts, 1973-87.....	181
9. Quentin Jammer, 2002-12.....	172
10. Charlie Joiner, 1976-86.....	164
Woodrow Lowe, 1976-86.....	164

# SINGLE-SEASON TOP-10

## RUSHING YARDS

1. LaDainian Tomlinson, 2006 .....	1,815
2. LaDainian Tomlinson, 2002 .....	1,683
3. LaDainian Tomlinson, 2003 .....	1,645
4. LaDainian Tomlinson, 2007 .....	1,474
5. LaDainian Tomlinson, 2005 .....	1,462
6. Natrone Means, 1994 .....	1,350
7. LaDainian Tomlinson, 2004 .....	1,335
8. Ryan Mathews, 2013 .....	1,255
9. LaDainian Tomlinson, 2001 .....	1,236
10. Marion Butts, 1990 .....	1,225

## RUSHING TOUCHDOWNS

1. LaDainian Tomlinson, 2006 .....	28
2. Chuck Muncie, 1981 .....	19
3. LaDainian Tomlinson, 2005 .....	18
4. LaDainian Tomlinson, 2004 .....	17
5. LaDainian Tomlinson, 2007 .....	15
6. LaDainian Tomlinson, 2002 .....	14
7. Austin Ekeler, 2022 .....	13
LaDainian Tomlinson, 2003 .....	13
8. Austin Ekeler, 2021 .....	12
LaDainian Tomlinson, 2009 .....	12
Natrone Means, 1994 .....	12
Chuck Muncie, 1983 .....	12
Clarence Williams, 1979 .....	12

## RUSHING ATTEMPTS

1. LaDainian Tomlinson, 2002 .....	372
2. LaDainian Tomlinson, 2006 .....	348
3. Natrone Means, 1994 .....	343
4. LaDainian Tomlinson, 2005 .....	339
LaDainian Tomlinson, 2004 .....	339
LaDainian Tomlinson, 2001 .....	339
7. LaDainian Tomlinson, 2007 .....	315
8. LaDainian Tomlinson, 2003 .....	313
9. Earnest Jackson, 1984 .....	296
10. LaDainian Tomlinson, 2008 .....	292

## TOTAL YARDS FROM SCRIMMAGE

1. LaDainian Tomlinson, 2003 .....	2,370
2. LaDainian Tomlinson, 2006 .....	2,323
3. LaDainian Tomlinson, 2002 .....	2,172
4. LaDainian Tomlinson, 2007 .....	1,949
5. LaDainian Tomlinson, 2005 .....	1,832
6. LaDainian Tomlinson, 2004 .....	1,776
7. Austin Ekeler, 2022 .....	1,637
8. LaDainian Tomlinson, 2001 .....	1,603
9. Lance Alworth, 1965 .....	1,590
10. Natrone Means, 1994 .....	1,585

## PASSING YARDS

1. Justin Herbert, 2021 .....	5,014
2. Dan Fouts, 1981 .....	4,802
3. Philip Rivers, 2015 .....	4,792
4. Justin Herbert, 2022 .....	4,739
5. Dan Fouts, 1980 .....	4,715
6. Philip Rivers, 2010 .....	4,710
7. Philip Rivers, 2011 .....	4,624
8. Philip Rivers, 2019 .....	4,615
9. Philip Rivers, 2017 .....	4,515
10. Philip Rivers, 2013 .....	4,478

## TOUCHDOWN PASSES

1. Justin Herbert, 2021 .....	38
2. Philip Rivers, 2008 .....	34
Philip Rivers, 2016 .....	33
Dan Fouts, 1981 .....	33
5. Philip Rivers, 2018 .....	32
Philip Rivers, 2013 .....	32
7. Justin Herbert, 2020 .....	31
Philip Rivers, 2014 .....	31
9. Philip Rivers, 2010 .....	30
Dan Fouts, 1980 .....	30

## PASS ATTEMPTS

1. Justin Herbert, 2022 .....	699
2. Justin Herbert, 2021 .....	672
3. Philip Rivers, 2015 .....	661
4. Dan Fouts, 1981 .....	609
5. Justin Herbert, 2020 .....	595
6. Philip Rivers, 2019 .....	591
7. Dan Fouts, 1980 .....	589
8. Philip Rivers, 2011 .....	582
9. Philip Rivers, 2016 .....	578
10. Philip Rivers, 2017 .....	575

## PASS COMPLETIONS

1. Justin Herbert, 2022 .....	477
2. Justin Herbert, 2021 .....	443
3. Philip Rivers, 2015 .....	437
4. Justin Herbert, 2020 .....	396
5. Philip Rivers, 2019 .....	390
6. Philip Rivers, 2014 .....	379
7. Philip Rivers, 2013 .....	378
8. Philip Rivers, 2011 .....	366
9. Dan Fouts, 1981 .....	360
Philip Rivers, 2017 .....	360

## PASSES INTERCEPTED

1. John Hadl, 1968 .....	32
2. John Hadl, 1972 .....	26
3. John Hadl, 1971 .....	25
Jack Kemp, 1960 .....	25
5. Dan Fouts, 1980 .....	24
Dan Fouts, 1979 .....	24
John Hadl, 1962 .....	24
8. Dan Fouts, 1986 .....	22
John Hadl, 1967 .....	22
Jack Kemp, 1961 .....	22

## RECEIVING YARDS

1. Lance Alworth, 1965 .....	1,602
2. Keenan Allen, 2017 .....	1,393
3. Lance Alworth, 1966 .....	1,383
4. John Jefferson, 1980 .....	1,340
5. Lance Alworth, 1968 .....	1,312
6. Kellen Winslow, 1980 .....	1,290
7. Anthony Miller, 1989 .....	1,252
8. Keenan Allen, 2023 .....	1,243
9. Lance Alworth, 1964 .....	1,235
10. Tony Martin, 1995 .....	1,224

## RECEIVING TOUCHDOWNS

1. Tony Martin, 1996 .....	14
Lance Alworth, 1965 .....	14
3. Antonio Gates, 2004 .....	13
John Jefferson, 1980 .....	13
John Jefferson, 1978 .....	13
Lance Alworth, 1966 .....	13
Lance Alworth, 1964 .....	13
8. Antonio Gates, 2014 .....	12
Gary Garrison, 1970 .....	12
10. Lance Alworth, 1963 .....	11

## RECEPTIONS

1. Keenan Allen, 2023 .....	108
2. Austin Ekeler, 2022 .....	107
3. Keenan Allen, 2021 .....	106
4. Keenan Allen, 2019 .....	104
5. Keenan Allen, 2017 .....	102
6. Keenan Allen, 2020 .....	100
LaDainian Tomlinson, 2003 .....	100
8. Keenan Allen, 2018 .....	97
9. Austin Ekeler, 2019 .....	92
10. Tony Martin, 1995 .....	90

## QUARTERBACK SACKS (since 1982)

1. Shawne Merriman, 2006 .....	17.0
Leslie O'Neal, 1992 .....	17.0
3. Khalil Mack, 2023 .....	15.0
Lee Williams, 1986 .....	15.0
5. Lee Williams, 1989 .....	14.0
6. Leslie O'Neal, 1990 .....	13.5
7. Marcellus Wiley, 2001 .....	13.0
8. Joey Bosa, 2017 .....	12.5
Shawne Merriman, 2007 .....	12.5
Leslie O'Neal, 1995 .....	12.5
Leslie O'Neal, 1994 .....	12.5
Leslie O'Neal, 1989 .....	12.5
Leslie O'Neal, 1986 .....	12.5

## INTERCEPTIONS

1. Antonio Cromartie, 2007 .....	10
2. Charlie McNeil, 1961 .....	9
3. Ryan McNeil, 2001 .....	8
Dick Harris, 1963 .....	8
Claude Gibson, 1962 .....	8
Bob Zeman, 1961 .....	8
7. Casey Hayward, 2016 .....	7
Eric Weddle, 2011 .....	7
Darren Carrington, 1993 .....	7
Gill Byrd, 1990 .....	7
Gill Byrd, 1989 .....	7
Gill Byrd, 1988 .....	7
Danny Walters, 1983 .....	7
Bryant Salter, 1972 .....	7
Jim Hill, 1969 .....	7
Leslie "Speedy" Duncan, 1966 .....	7
Bud Whitehead, 1965 .....	7
Dick Harris, 1961 .....	7

## INTERCEPTION RETURN YARDS

1. Charlie McNeil, 1961 .....	349
2. Stanley Richard, 1994 .....	224
3. Vencie Glenn, 1987 .....	166
4. Gill Byrd, 1984 .....	157
5. Jeff Dale, 1986 .....	153
6. Darren Carrington, 1992 .....	152
7. Bob Laraba, 1961 .....	151
8. Woodrow Lowe, 1979 .....	150
9. Antonio Cromartie, 2007 .....	144
10. Dick Harris, 1961 .....	140

## INTERCEPTION TOUCHDOWNS

1. Dick Harris, 1961 .....	3
2. Demorrio Williams, 2012 .....	2
Clinton Hart, 2005 .....	2
Stanley Richard, 1994 .....	2
Gill Byrd, 1984 .....	2
Woodrow Lowe, 1979 .....	2
Kenny Graham, 1969 .....	2
Joe Beauchamp, 1968 .....	2
Bob Laraba, 1961 .....	2
Charlie McNeil, 1961 .....	2

## TOUCHDOWNS SCORED

1. LaDainian Tomlinson, 2006 .....	31
2. Austin Ekeler, 2021 .....	20
LaDainian Tomlinson, 2005 .....	20
4. Chuck Muncie, 1981 .....	19
5. Austin Ekeler, 2022 .....	18
LaDainian Tomlinson, 2007 .....	18
LaDainian Tomlinson, 2004 .....	18
8. LaDainian Tomlinson, 2003 .....	17
9. LaDainian Tomlinson, 2002 .....	15
Lance Alworth, 1964 .....	15



## POINTS SCORED

1. LaDainian Tomlinson, 2006	186
2. Nate Kaeding, 2009	146
3. Nick Novak, 2013	144
4. Nate Kaeding, 2006	136
5. John Carney, 1994	135
6. Nate Kaeding, 2008	127
7. Austin Ekeler, 2021	124
John Carney, 1993	124
9. Nick Novak, 2011	122
10. Josh Lambo, 2016	120
LaDainian Tomlinson, 2005	120

## FIELD GOALS

1. Nick Novak, 2013	34
John Carney, 1994	34
3. Nate Kaeding, 2009	32
4. John Carney, 1999	31
John Carney, 1993	31
6. John Carney, 1996	29
7. Nick Novak, 2011	27
Nate Kaeding, 2008	27
9. Josh Lambo, 2016	26
Josh Lambo, 2015	26
Nate Kaeding, 2006	26
John Carney, 1998	26
John Carney, 1992	26

## FIELD GOAL ATTEMPTS

1. John Carney, 1993	40
2. John Carney, 1994	38
3. Nick Novak, 2013	37
4. John Carney, 1999	36
John Carney, 1996	36
Rolf Benirschke, 1980	36
7. Nate Kaeding, 2009	35
8. Nick Novak, 2011	34
9. Michael Badgley, 2020	33
10. Josh Lambo, 2016	32
Josh Lambo, 2015	32
Nate Kaeding, 2008	32
Wade Richey, 2001	32
John Carney, 1992	32
Dennis ParTEE, 1968	32

## KICKOFF RETURN YARDS

1. Ronney Jenkins, 2001	1,541
2. Ronney Jenkins, 2000	1,531
3. Darren Sproles, 2005	1,528
4. Andre Coleman, 1995	1,411
5. Darren Sproles, 2008	1,376
6. Darren Sproles, 2009	1,300
7. Andre Coleman, 1994	1,293
8. Darren Sproles, 2010	1,257
9. Tim Dwight, 2004	1,222
10. Andre Coleman, 1996	1,210

## KICKOFF RETURN TOUCHDOWNS

1. Ronney Jenkins, 2001	2
Andre Coleman, 1995	2
Andre Coleman, 1994	2
4. Andre Roberts, 2021	1
Micheal Spurlock, 2012	1
Richard Goodman, 2011	1
Darren Sproles, 2008	1
Darren Sproles, 2007	1
Tim Dwight, 2004	1
Ronney Jenkins, 2000	1
Rodney Harrison, 1997	1
Nate Lewis, 1991	1
Anthony Miller, 1989	1
Jamie Holland, 1988	1
Anthony Miller, 1988	1
Gary Anderson, 1985	1
Keith Lincoln, 1962	1

## KICKOFF RETURNS

1. Ronney Jenkins, 2000	67
2. Darren Sproles, 2005	63
3. Andre Coleman, 1995	62
4. Ronney Jenkins, 2001	58
5. Andre Coleman, 1996	55
6. Darren Sproles, 2009	54
7. Darren Sproles, 2008	53
8. Darren Sproles, 2010	51
9. Tim Dwight, 2004	50
Leon Johnson, 2003	50

## PUNT RETURN YARDS

1. Darrien Gordon, 1996	537
2. Eric Metcalf, 1997	489
3. Darrien Gordon, 1994	475
4. Leslie "Speedy" Duncan, 1965	464
5. Mike Fuller, 1979	448
6. Mike Fuller, 1978	436
Mike Fuller, 1976	436
8. Leslie "Speedy" Duncan, 1967	434
9. Mike Fuller, 1975	410
10. Lionel James, 1987	400

## PUNT RETURN TOUCHDOWNS

1. Eric Metcalf, 1997	3
2. Darrien Gordon, 1994	2
Ron Smith, 1973	2
Leslie "Speedy" Duncan, 1965	2
5. <b>Derius Davis, 2023</b>	1
Desmond King, 2019	1
Desmond King, 2018	1
Travis Benjamin, 2017	1
Micheal Spurlock, 2012	1
Darren Sproles, 2009	1
Darren Sproles, 2007	1
Tim Dwight, 2001	1
Darrien Gordon, 1996	1
Andre Coleman, 1995	1
Nate Lewis, 1990	1
Kitrick Taylor, 1990	1
Lionel James, 1987	1
Lionel James, 1984	1
Mike Fuller, 1977	1
Mike Fuller, 1975	1
Leslie "Speedy" Duncan, 1968	1
Leslie "Speedy" Duncan, 1966	1
Keith Lincoln, 1961	1

## PUNT RETURNS

1. Mike Fuller, 1979	46
2. Eric Metcalf, 1997	45
3. Mike Fuller, 1978	39
4. Eric Parker, 2006	37
5. Darrien Gordon, 1996	36
Darrien Gordon, 1994	36
Mike Fuller, 1975	36
Leslie "Speedy" Duncan, 1967	36
9. Mike Fuller, 1976	33
10. Latario Rachal, 1998	32
Lionel James, 1987	32

# CHARGERS AND OPPONENT 10 LONGEST

## RUNS FROM SCRIMMAGE

### CHARGERS

- 87t Melvin Gordon, Oct. 29, 2017 at New England
- Paul Lowe, Sept. 10, 1961 at Dallas Texans
- 86t Keith Lincoln, Sept. 30, 1962 at Oakland
- 85t LaDainian Tomlinson, Dec. 17, 2006 vs. K.C.
- 83t Michael Turner, Dec. 18, 2005 at Indianapolis
- 80t Brad Hubbert, Dec. 24, 1967 vs. N.Y. Jets
- 76t Keith Lincoln, Oct. 20, 1963 at Kansas City
- 76 LaDainian Tomlinson, Dec. 1, 2002 vs. Den.
- 75 Justin Jackson, Oct. 31, 2021 vs. New England
- 74t Michael Turner, Oct. 7, 2007 at Denver

### OPPONENT

- 90t Colin Kaepernick, Dec. 20, 2014 at S.F.
- 89t Kenny King, Oct. 12, 1980 at Oakland
- 84t Damien Williams, Dec. 29, 2019 at K.C.
- 81 Billy Sims, Sept. 30, 1984 vs. Detroit
- 77 Napoleon Kaufman, Sept. 22, 1996 at Oak.
- 75t David Montgomery, Nov. 12, 2023 vs. Detroit
- Dameon Pierce, Oct. 2, 2022 at Houston
- 74t Kenneth Walker III, Oct. 23, 2022 vs. Seattle
- Jack Spikes, Sept. 10, 1961 at Dallas Texans
- 71t Corey Dillon, Nov. 2, 1997 at Cincinnati

## PASS COMPLETIONS

### CHARGERS

- 99t S.Humphries to T.Martin, Sept. 18, 1994 at Sea.
- 91t J.Kemp to K.Lincoln, Nov. 12, 1961 at Denver
- 88t E.Luther to B.Duckworth, Dec. 3, 1984 vs. Chi.
- 85t J.Hadl to L.Alworth, Oct. 17, 1965 at Boston
- T.Rote to L.Alworth, Oct. 6, 1963 at Denver
- 84t P.Rivers to A.Ekeler, Dec. 8, 2019 at Jax.
- J.Hadl to G.Garrison, Oct. 5, 1968 at N.Y. Jets
- 83t R.Leaf to J.Graham, Nov. 19, 2000 at Denver
- 82t T.Rote to L.Alworth, Dec. 6, 1964 vs. N.Y. Jets
- 81t P.Rivers to D.Sproles, Sept. 20, 2009 vs. Bal.
- D.Fouts to C.Joiner, Oct. 17, 1976 vs. Hou. Oilers

### OPPONENT

- 99t T.Green to M.Boerigter, Dec. 22, 2002 at K.C.
- 98t J.Lee to W.Dewveall, Nov. 25, 1962 at Hou. Oilers
- 96t J.Montana to J.Rice, Nov. 27, 1988 vs. S.F.
- 93t C.Morton to S.Watson, Sept. 27, 1981 at Denver
- 90t S.DeBerg to J.Birden, Nov. 18, 1990 at K.C.
- C.Davidson to D.Dorsey, Dec. 2, 1962 vs. Oak.
- 89t N.O'Donnell to D.Stone, Sept. 1, 1991 at Pit.
- 87t D.Carr to A.Cooper, Dec. 31, 2017 vs. Oak.
- J.Namath to D.Maynard, Nov. 24, 1968 vs. N.Y. Jets
- F.Tripucka to A.Frazier, Nov. 12, 1961 at Den.

## FIELD GOALS

### CHARGERS

- 59 Michael Badgley, Dec. 9, 2018 vs. Cincinnati
- 57 Nate Kaeding, Dec. 21, 2008 at Tampa Bay
- 55 Cameron Dicker, Nov. 6, 2023 at N.Y. Jets
- Cameron Dicker, Oct. 22, 2023 at Kansas City
- Nate Kaeding, Nov. 29, 2009 vs. Kansas City
- 54 Josh Lambo, Oct. 12, 2015 vs. Pittsburgh
- Nate Kaeding, Oct. 1, 2006 at Baltimore
- John Carney, Sept. 17, 2000 at Kansas City
- John Carney, Sept. 6, 1998 vs. Buffalo
- John Carney, Nov. 10, 1991 vs. Seattle

### OPPONENT

- 61 Brandon McManus, Jan. 2, 2022 vs. Denver
- 58 Harrison Butker, Sept. 20, 2020 vs. K.C. (OT)
- Harrison Butker, Sept. 20, 2020 vs. K.C. (OT)
- Dan Miller, Dec. 26, 1982 vs. Baltimore Colts
- 56 Greg Zuerlein, Sept. 19, 2021 vs. Dallas
- Justin Tucker, Dec. 22, 2018 vs. Baltimore
- Sebastian Janikowski, Oct. 9, 2016 at Oakland
- 55 Jason Sanders, Dec. 11, 2022 vs. Miami
- Daniel Carlson, Dec. 4, 2022 at Las Vegas
- Daniel Carlson, Sept. 11, 2022 vs. Las Vegas
- Jason Elam, Nov. 7, 1999 vs. Denver
- Gary Anderson, Nov. 25, 1984 at Pittsburgh
- George Blanda, Dec. 3, 1961 vs. Houston Oilers

## PUNTS

### CHARGERS

- 83 JK Scott, Dec. 10, 2023 vs. Denver
- 82 Paul Maguire, Nov. 19, 1961 vs. Dallas Texans
- 73 Dennis Partee, Oct. 17, 1971 at Denver
- 72 Mike Scifres, Sept. 21, 2014 at Buffalo
- 71 Mike Scifres, Nov. 10, 2011 vs. Oakland
- Mike Scifres, Oct. 1, 2006 at Baltimore
- Mike Scifres, Dec. 4, 2005 vs. Oakland
- Mauray Buford, Sept. 12, 1982 at Denver
- John Hadl, Nov. 8, 1964 at Denver
- 70 Mike Scifres, Nov. 25, 2007 vs. Baltimore

### OPPONENT

- 81 Dustin Colquitt, Dec. 2, 2007 at Kansas City
- 79 Drew Butler, Dec. 9, 2012 at Pittsburgh
- 77 Greg Montgomery, Sept. 19, 1993 vs. Hou. Oilers
- 75 Kevin Huber, Dec. 1, 2013 vs. Cincinnati
- 74 Tommy Townsend, Sept. 15, 2022 at Kansas City
- Bob Grupp, Nov. 4, 1979 at Kansas City
- 73 Shane Lechler, Sept. 28, 2003 vs. Oakland
- 72 Ryan Plackemeier, Dec. 24, 2006 at Seattle
- Chris Gardocki, Oct. 26, 1997 vs. Indianapolis
- Bob Scarpitto, Oct. 22, 1967 at Denver
- Jerrel Wilson, Sept. 29, 1963 vs. Kansas City

## INTERCEPTION RETURNS

### CHARGERS

- 103t Vencie Glenn, Nov. 29, 1987 vs. Denver
- 102t Donald Frank, Oct. 31, 1993 at L.A. Raiders
- 100t Leslie "Speedy" Duncan, Oct. 15, 1967 vs. K.C.
- 99t Shaun Gayle, Dec. 23, 1995 at N.Y. Giants
- Stanley Richard, Sept. 4, 1994 at Denver
- Gill Byrd, Oct. 4, 1984 at Kansas City
- 90t Desmond King, Nov. 23, 2017 at Dallas
- Jahleel Addae, Jan. 1, 2017 vs. Kansas City
- 86 Trevor Williams, Sept. 30, 2018 vs. S.F.
- 83t Willie Clark, Sept. 22, 1996 at Oakland

### OPPONENT

- 102t Louis Breeden, Nov. 8, 1981 vs. Cincinnati
- 99t Jaylen Watson, Sept. 15, 2022 at Kansas City
- Janoris Jenkins, Nov. 23, 2014 vs. St. Louis
- Kevin Ross, Sept. 6, 1992 vs. Kansas City
- 96t Ray Griffin, Nov. 11, 1979 at Cincinnati
- Bashaud Breeland, Dec. 10, 2017 vs. Was.
- 91t Chad Greenway, Sept. 27, 2015 at Minnesota
- Fred Williamson, Sept. 30, 1962 at Oakland
- 90t Leroy Butler, Sept. 15, 1996 at Green Bay
- Deion Sanders, Dec. 11, 1994 vs. S.F.
- 87t Mark McMillian, Dec. 14, 1997 vs. K.C.

## KICKOFF RETURNS

### CHARGERS

- 105t Richard Goodman, Jan. 1, 2012 at Oakland
- 103t Darren Sproles, Sept. 14, 2008 at Denver
- Keith Lincoln, Sept. 16, 1962 vs. Titans of N.Y.
- 101t Andre Roberts, Jan. 2, 2022 vs. Denver
- 99t Micheal Spurlock, Dec. 30, 2012 vs. Oakland
- 98t Gary Anderson, Nov. 17, 1985 at Denver
- 95t Nate Lewis, Nov. 17, 1991 vs. New Orleans
- 94t Jamie Holland, Dec. 18, 1988 vs. Kansas City
- 93t Ronney Jenkins, Nov. 18, 2001 at Oakland
- Ronney Jenkins, Sept. 10, 2000 vs. N.O.
- Anthony Miller, Nov. 20, 1988 at L.A. Rams

### OPPONENT

- 104t Mecole Hardman, Dec. 29, 2019 at K.C.
- Ira Mathews, Oct. 25, 1979 at Oakland
- 103t Percy Harvin, Sept. 11, 2011 vs. Minnesota
- 101t Leon Washington, Sept. 26, 2010 at Seattle
- Brian Mitchell, Dec. 6, 1998 at Washington
- 99t Leon Washington, Sept. 26, 2010 at Seattle
- Byron Hanspard, Dec. 7, 1997 vs. Atlanta
- 98t Will Blackwell, Dec. 24, 2000 vs. Pittsburgh
- 97t Cassius Vaughn, Jan. 2, 2011 at Denver
- Tim Brown, Sept. 4, 1988 at L.A. Raiders

## PUNT RETURNS

### CHARGERS

95t Leslie "Speedy" Duncan, Nov. 24, 1968 vs. NYJ  
90t Darrien Gordon, Sept. 25, 1994 at L.A. Raiders  
88t Andre Coleman, Sept. 17, 1995 at Philadelphia  
Mike Fuller, Oct. 9, 1977 at New Orleans  
87t Derius Davis, Nov. 6, 2023 at N.Y. Jets  
85t Eric Metcalf, Nov. 2, 1997 at Cincinnati  
84t Tim Dwight, Sept. 9, 2001 vs. Washington  
Ron Smith, Nov. 18, 1973 vs. New Orleans  
83t Eric Metcalf, Nov. 30, 1997 vs. Denver  
82t Paul Lowe, Oct. 7, 1961 at Boston

### OPPONENT

95t Tyreek Hill, Jan. 1, 2017 vs. Kansas City  
94t Dexter McCluster, Sept. 13, 2010 at K.C.  
92t Rick Upchurch, Oct. 3, 1976 at Denver  
91t Tyreek Hill, Sept. 9, 2018 vs. Kansas City  
86t Tamarick Vanover, Oct. 9, 1995 at Kansas City  
82t George Atkinson, Oct. 13, 1968 at Oakland  
82 Ray Buchanan, Nov. 3, 1996 at Indianapolis  
81 Dennis Northcutt, Nov. 5, 2006 vs. Cleveland  
80t Phillip Buchanon, Dec. 28, 2003 vs. Oakland  
79t Lemar Parrish, Dec. 6, 1970 vs. Cincinnati

## FUMBLE RETURNS

### CHARGERS

86t Eric Weddle, Nov. 30, 2008 vs. Atlanta  
82t Donnie Edwards, Nov. 10, 2002 at St. Louis  
81t Vencie Glenn, Oct. 22, 1989 vs. N.Y. Giants  
79t Marlon McCree, Oct. 29, 2006 vs. St. Louis  
78t Paul Bradford, Nov. 23, 1997 at San Francisco  
75t Keith Browner (25 yds.) lateral to  
Sam Seale(50 yds.), Nov. 20, 1988  
at L.A. Rams  
61t Tevaughn Campbell, Dec. 5, 2021 at Cincinnati  
Caraun Reid, Sept. 25, 2016 at Indianapolis  
58t Rick Redman, Oct. 2, 1966 vs. Miami  
53t Darrell Stuckey, Dec. 7, 2014 vs. New England  
53 Henry Rolling, Oct. 6, 1991 at L.A. Raiders

### OPPONENT

68 A.J. Duhe, Oct. 15, 1978 vs. Miami  
65t Tony Carter, Oct. 15, 2012 vs. Denver  
64t Tyvon Branch, Oct. 10, 2010 at Oakland  
63t Joey Browner, Sept. 2, 1984 at Minnesota  
63 Rob Ninkovich, Oct. 24, 2010 vs. N.E.  
62 Carlton Gray, Oct. 27, 1996 at Seattle  
59t George Atkinson, Nov. 25, 1973 at Oakland  
57t Tyreek Hill, Dec. 11, 2022 vs. Miami  
56t Ifeadi Odenigbo, Dec. 15, 2019 vs. Minnesota  
55t Robert Lyles, Dec. 6, 1987 at Houston

## BLOCKED PUNT RETURNS

### CHARGERS

35t Bob Zeman, Oct. 7, 1961 at Boston  
21t Derrie Nelson, Nov. 13, 1983 vs. Dallas  
19 Pete Lazetich, Sept. 24, 1972 vs. Denver  
5 Gene Selawski, Oct. 22, 1961 at Oakland  
4 Wayne Davis, Nov. 17, 1985 at Denver  
3 Steve Heiden, Dec. 17, 2000 at Carolina  
0t Jacob Hester, Oct. 25, 2009 at Kansas City  
Darryll Lewis, Sept. 26, 1999 vs. Indianapolis  
0s Carlos Polk, Sept. 22, 2002 at Arizona  
0 Corey Lynch, Sept. 10, 2012 at Oakland

### OPPONENT

37t Frank Warren, Nov. 17, 1991 vs. New Orleans  
29t Adam Hayward, Nov. 11, 2012 at Tampa Bay  
16 Randy McClanahan, Sept. 18, 1977 at Oak.  
15 Walt Landers, Sept. 24, 1978 vs. Green Bay  
14 Glen Cadrez, Oct. 13, 2002 vs. Kansas City  
9 Tyrone Braxton, Oct. 2, 1988 vs. Denver  
5t Hiram Eugene, Oct. 10, 2010 at Oakland  
2t Jerry Robinson, Nov. 20, 1986 vs. L.A. Raiders  
0s Nick Schommer, Oct. 31, 2010 vs. Tennessee  
Rock Cartwright, Oct. 10, 2010 at Oakland

## BLOCKED FIELD GOAL RETURNS

### CHARGERS

72t Leslie "Speedy" Duncan, Nov. 23, 1967 vs. Den.  
35 Tom Day, Oct. 15, 1967 vs. Kansas City  
28 Jim Tolbert, Nov. 15, 1971 vs. St. Louis  
27 Kenny Graham, Nov. 15, 1964 at Kansas City  
25 Jeff Staggs, Oct. 25, 1970 vs. Houston Oilers

### OPPONENT

66 Tommy Casanova, Sept. 22, 1974 at Cin.  
65t Matt Ware, Oct. 23, 2005 at Philadelphia  
60 Louis Wright, Nov. 17, 1985 at Denver  
54t Doug Evans, Dec. 17, 2000 at Carolina  
44t Devin McCourty, Dec. 6, 2020 vs. N.E.  
42t Ray McElroy, Oct. 26, 1997 vs. Indianapolis  
28 John Barmlett, Nov. 27, 1966 vs. Denver  
17 Charlie West, Dec. 5, 1971 vs. Minnesota  
Mike Statton, Oct. 1, 1967 vs. Buffalo  
16 Daniel Thomas, Oct. 25, 2020 vs. Jax.  
Fletcher Smith, Oct. 15, 1967 vs. Kansas City

## MISSED FIELD GOAL RETURNS

### CHARGERS

109t Antonio Cromartie, Nov. 4, 2007 at Min.

# INDIVIDUAL POSTSEASON RECORDS

\*NFL Record

## SCORING

### Most Points, Career

- 42 Nate Kaeding, 2004-09
- 37 Rolf Benirschke, 1977-86
- 30 John Carney, 1990-2000

### Most Points, Game

- 15 Michael Badgley, AFC Wild Card, Jan. 6, 2019, at Baltimore
- 12 (10x) Last: Cameron Dicker and Austin Ekeler, AFC Wild Card, Jan. 14, 2023 at Jax.
- 11 Rolf Benirschke, AFC Divisional, Jan. 2, 1982 at Miami

### Most Touchdowns, Career

- 4 Darren Sproles, 2005-09
- LaDainian Tomlinson, 2001-09
- Kellen Winslow, 1979-87
- Charlie Joiner, 1976-86
- 3 (4x) Last: Keenan Allen, 2013-22
- 2 (8x) Last: Austin Ekeler, 2017-22

### Most Touchdowns, Game

- 2 (8x) Last: Austin Ekeler, AFC Wild Card Jan. 14, 2023 at Jacksonville
- 1 (53x) Last: Gerald Everett, AFC Wild Card Jan. 14, 2023 at Jacksonville

### Most Points After Touchdown, Career

- 18 Nate Kaeding, 2004-09
- 16 Rolf Benirschke, 1977-86
- 9 John Carney, 1990-2000

### Most Points After Touchdown, Game

- 6 George Blair, AFL Championship, Jan. 5, 1964 vs. Boston
- 5 Rolf Benirschke, AFC Divisional, Jan. 2, 1982 at Miami
- 4 (2x) Last: Nate Kaeding, AFC Divisional, Jan. 13, 2008 at Indianapolis

### Most Two-Point Conversions, Game

- 1 (4x) Last: Keenan Allen, AFC Divisional, Jan. 13, 2019 at New England

## FIELD GOALS

### Most, Career

- 8 Nate Kaeding, 2004-09
- 7 John Carney, 1990-2000
- Rolf Benirschke, 1977-86
- 5 Michael Badgley, 2018-20

### Most, Game

- 5 Michael Badgley, AFC Wild Card, Jan. 6, 2019 at Baltimore
- 4 Nate Kaeding, AFC Championship, Jan. 20, 2008 at New England
- 3 Cameron Dicker, AFC Wild Card, Jan. 14, 2023 at Jacksonville
- Ben Agajanian, AFL Championship, Jan. 1, 1961 vs. Houston Oilers

### Longest

- 54 John Carney, AFC Wild Card, Dec. 31, 1995 vs. Indianapolis
- 53 Michael Badgley, AFC Wild Card, Jan. 6, 2019 at Baltimore
- 50 Cameron Dicker, AFC Wild Card, Jan. 14, 2023 at Jacksonville

## RUSHING

### Most Attempts, Career

- 110 Chuck Muncie, 1980-84
- 96 LaDainian Tomlinson, 2001-09
- 63 Natrone Means, 1993-95, 98-99

### Most Attempts, Game

- 26 LaDainian Tomlinson, AFC Wild Card, Jan. 8, 2005 vs. New York Jets
- 25 Chuck Muncie, AFC First Round, Jan. 9, 1983 at Pittsburgh
- 24 Natrone Means, AFC Divisional, Jan. 8, 1995 vs. Miami
- Chuck Muncie, AFC Divisional, Jan. 2, 1982 at Miami

### Most Yards, Career

- 516 Chuck Muncie, 1980-84
- 380 Paul Lowe, 1960-68
- 327 LaDainian Tomlinson, 2001-09

### Most Yards, Game

- 206 Keith Lincoln, AFL Championship, Jan. 5, 1964 vs. Boston
- 165 Paul Lowe, AFL Championship, Jan. 1, 1961 at Houston Oilers
- 139 Natrone Means, AFC Divisional, Jan. 8, 1995 vs. Miami

### Most Touchdowns, Career

- 4 LaDainian Tomlinson, 2001-09
- 3 Chuck Muncie, 1980-84
- 2 (6x) Last: Austin Ekeler, 2017-22

### Most Touchdowns, Game

- 2 Austin Ekeler, AFC Wild Card, Jan. 14, 2023 at Jacksonville
- Darren Sproles, AFC Wild Card, Jan. 3, 2009 vs. Indianapolis
- LaDainian Tomlinson, AFC Divisional, Jan. 14, 2007 vs. New England
- 1 (24x) Last: Melvin Gordon, AFC Divisional, Jan. 13, 2019 at New England

### Longest Run

- 67t Keith Lincoln, AFL Championship, Jan. 5, 1964 vs. Boston
- 58t Ronnie Brown, AFC Wild Card, Jan. 5, 2014 at Cincinnati
- Paul Lowe, AFL Championship, Jan. 5, 1964 vs. Boston
- 56t Keith Lincoln, AFL Championship, Jan. 5, 1964 vs. Boston

## PASSING

### Most Attempts, Career

- 355 Philip Rivers 2004-19
- 286 Dan Fouts 1973-87
- 228 Stan Humphries 1992-97

### Most Completions, Career

- 211 Philip Rivers, 2004-19
- 159 Dan Fouts, 1973-1987
- 118 Stan Humphries, 1992-97

### Highest Completion Pct., Career (min. 40 att.)

- 73.8 Drew Brees, 2001-04
- 59.4 Philip Rivers, 2004-19
- 58.1 Justin Herbert, 2020-22

### Most Attempts, Game

- 53 Dan Fouts, AFC Divisional, Jan. 2, 1982 at Miami (OT)
- 51 Philip Rivers, AFC Divisional, Jan. 13, 2019 at New England
- 49 Stan Humphries, Super Bowl XXIX, Jan. 29, 1995 vs. San Francisco

### Most Completions, Game

- 33 Dan Fouts, AFC Divisional, Jan. 2, 1982 at Miami (OT)
- 31 Drew Brees, AFC Wild Card, Jan. 8, 2005 vs. New York Jets
- 28 Stan Humphries, AFC Wild Card, Dec. 31, 1995 vs. Indianapolis

### Highest Completion Pct, Game (min. 10 att.)

- 75.0 Philip Rivers, AFC Wild Card, Jan. 5, 2014 at Cincinnati
- 73.8 Drew Brees, AFC Wild Card, Jan. 8, 2005 vs. New York Jets
- 73.7 Philip Rivers, AFC Divisional, Jan. 13, 2008 at Indianapolis

### Most Yards, Career

- 2,656 Philip Rivers, 2004-19
- 2,125 Dan Fouts, 1973-87
- 1,347 Stan Humphries, 1992-97

### Most Yards, Game

- 433 Dan Fouts, AFC Divisional, Jan. 2, 1982 at Miami (OT)
- 336 Dan Fouts, AFC Championship, Jan. 11, 1981 vs. Oakland
- 333 Dan Fouts, AFC First Round, Jan. 9, 1983 at Pittsburgh

### Most Touchdowns, Career

- 14 Philip Rivers, 2004-19
- 12 Dan Fouts, 1973-87
- 6 Stan Humphries, 1992-97

### Most Touchdowns, Game

- 3 (5x) Last: Philip Rivers, AFC Divisional, Jan. 13, 2019 at New England
- 2 (6x) Last: Philip Rivers, AFC Divisional, Jan. 12, 2014 at Denver
- 1 (10x) Last: Justin Herbert, AFC Wild Card, Jan. 14, 2023 at Jacksonville

### Highest Passer Rating, Career (min. 40 att.)

- 101.2 Drew Brees, 2001-04
- 84.7 Justin Herbert, 2020-22
- 84.2 Philip Rivers, 2004-19

### Highest Passer Rating, Game (min. 10 att.)

- 145.3 Tobin Rote, AFL Championship, Jan. 5, 1964 vs. Boston
- 133.2 Philip Rivers, AFC Divisional, Jan. 13, 2008 at Indianapolis
- 132.1 John Hadl, AFL Championship, Jan. 5, 1964 vs. Boston

### Most Games 300 Yards or More, Career

- 5 Dan Fouts, 1973-87
- 2 Philip Rivers, 2004-19
- 1 Drew Brees, 2001-04

### Most Games 400 Yards or More, Career

- 1 Dan Fouts, 1973-87

### Longest Completion

- 62t Philip Rivers, AFC Divisional, Jan. 11, 2009 at Pittsburgh
- 58 Philip Rivers, AFC Divisional, Jan. 14, 2007 vs. New England
- 56t Philip Rivers, AFC Divisional, Jan. 13, 2008 at Indianapolis

### Most Interceptions, Career

- 16 Dan Fouts, 1973-87
- 13 Stan Humphries, 1992-97
- 10 Philip Rivers, 2004-19

### Most Interceptions, Game

- 5 Dan Fouts, AFC Second Round, Jan. 16, 1983 at Miami
- Dan Fouts, AFC Divisional, Dec. 29, 1979 vs. Houston Oilers
- 4 (3x) Last: Stan Humphries, AFC Wild Card, Dec. 31, 1995 vs. Indianapolis
- 2 (9x) Last: Philip Rivers, AFC Divisional, Jan. 17, 2010 vs. New York Jets

## RECEIVING

### Most Receptions, Career

- 51 Antonio Gates, 2003-18
- 39 Ronnie Harmon, 1990-95
- 30 Charlie Joiner, 1976-86

### Most Receptions, Game

- 13 Kellen Winslow, AFC Divisional, Jan. 2, 1982 at Miami (OT)
- 10 Ronnie Harmon, AFC Wild Card, Dec. 31, 1995 vs. Indianapolis
- 9 (4x) Last: Eric Parker, AFC Wild Card, Jan. 8, 2005 vs. New York Jets

### Most Yards, Career

- 540 Antonio Gates, 2003-18
- 539 Charlie Joiner, 1976-86
- 503 Vincent Jackson, 2005-09

### Most Yards, Game

- 166 Kellen Winslow, AFC Divisional, Jan. 2, 1982 at Miami (OT)
- 142 Keenan Allen, AFC Divisional, Jan. 12, 2014 at Denver
- 133 Ronnie Harmon, AFC Wild Card, Dec. 31, 1995 vs. Indianapolis

### Most Touchdowns, Career

- 4 Kellen Winslow, 1979-87
- Charlie Joiner, 1976-86
- 3 Keenan Allen, 2013-22
- Vincent Jackson, 2005-11
- 2 (5x) Last: Antonio Gates, 2003-18

### Most Touchdowns, Game

- 2 (4x) Last: Keenan Allen, AFC Divisional, Jan. 12, 2014 at Denver
- 1 (31x) Last: Gerald Everett, AFC Wild Card, Jan. 14, 2023 at Jacksonville

## SCRIMMAGE YARDS

### Most, Career

- 644 Chuck Muncie, 1980-84
- 540 Antonio Gates, 2003-18
- 539 Charlie Joiner, 1976-86

### Most, Game

- 329 Keith Lincoln, AFL Championship, Jan. 5, 1964 vs. Boston
- 187 LaDainian Tomlinson, AFC Divisional, Jan. 14, 2007 vs. New England
- 170 Paul Lowe, AFL Championship, Jan. 1, 1961 at Houston Oilers

## INTERCEPTIONS

### Most Interceptions, Career

- 3 Asante Samuel, 2020-22
- Drayton Florence, 2003-07
- Glen Edwards, 1978-81
- 2 (5x) Last: Quentin Jammer, 2002-09
- 1 (21x) Last: Drue Tranquill, 2019-22

### Most Interceptions, Game

- 3 Asante Samuel, AFC Wild Card, Jan. 14, 2023 at Jacksonville
- 2 (4x) Last: Glen Edwards, AFC Divisional, Jan. 3, 1981 vs. Buffalo
- 1 (29x) Last: Drue Tranquill, AFC Wild Card, Jan. 14, 2023 at Jacksonville

### Most Interception Return Yards, Career

- 62 Glen Edwards, 1978-81
- 45 Bud Whitehead, 1961-68
- 40 Darren Carrington, 1991-94

### Most Interception Return Yards, Game

- 45 Bud Whitehead, AFL Championship, Dec. 24, 1961 vs. Houston Oilers
- 40 Darren Carrington, AFC Wild Card, Jan. 12, 1993 vs. Kansas City
- 35 Bruce Laird, AFC First Round, Jan. 9, 1983 at Pittsburgh
- Glen Edwards, AFC Divisional, Jan. 2, 1982 at Miami (OT)

## Longest Interception Return

- 40 Darren Carrington, AFC Wild Card, Jan. 12, 1993 vs. Kansas City
- 30 Shareece Wright, AFC Wild Card, Jan. 5, 2014 at Cincinnati
- Antonio Cromartie, AFC Divisional, Jan. 13, 2008 at Indianapolis
- 24 Quentin Jammer, AFC Divisional, Jan. 17, 2010 vs. New York Jets

## SACKS

### Most, Career (since 1982)

- 3.0 Shawn Lee, 1992-95
- 2.5 Leslie O'Neal, 1992-95
- 2.0 Melvin Ingram, 2012-20
- Eric Weddle, 2007-15
- Luis Castillo, 2005-11
- Shawne Merriman, 2005-10
- Raylee Johnson, 1993-2003
- Burt Grossman, 1989-93

### Most, Game (since 1982)

- 2.5 Leslie O'Neal, AFC Wild Card, Jan. 2, 1993 vs. Kansas City
- 2.0 (6x) Last: Melvin Ingram, AFC Wild Card, Jan. 6, 2019 at Baltimore
- 1.5 Steve Foley, AFC Wild Card, Jan. 8, 2005 vs. New York Jets

## PUNTING

### Most Punts, Career

- 52 Mike Scifres, 2003-13
- 13 John Kidd, 1990-94
- 11 Donnie Jones, 2018
- Bryan Wagner, 1994

### Most Punts, Game

- 7 Mike Scifres, AFC Divisional, Jan. 14, 2007 vs. New England
- John Kidd, AFC Divisional, Jan. 10, 1993 at Miami
- 6 (7x) Last: Donnie Jones, AFC Divisional, Jan. 13, 2019 at New England
- 5 (7x) Last: JK Scott, AFC Wild Card, Jan. 14, 2023 at Jacksonville

### Most Yards, Career

- 2,330 Mike Scifres, 2003-13
- 587 John Kidd, 1990-94
- 474 Bryan Wagner, 1994

### Most Yards, Game

- 324 John Kidd, AFC Divisional, Jan. 10, 1993 at Miami
- 316 Mike Scifres, AFC Wild Card, Jan. 3, 2009 vs. Indianapolis (OT)
- 297 Mike Scifres, AFC Wild Card, Jan. 17, 2010 vs. New York Jets

### Longest Punt

- 67 Mike Scifres, AFC Wild Card, Jan. 3, 2009 vs. Indianapolis (OT)
- 66 Mike Scifres, AFC Divisional, Jan. 13, 2008 at Indianapolis
- 65 Darren Bennett, AFC Wild Card, Dec. 31, 1995 vs. Indianapolis

### Highest, Career (minimum 4 punts)

- 45.2 John Kidd, 1990-94
- 44.8 Mike Scifres, 2003-13
- 43.9 John Hadl, 1962-72

### Highest, Game (minimum 2 punts)

- 59.0 Mike Scifres, AFC Divisional, Jan. 13, 2008 at Indianapolis
- 54.5 Darren Bennett, AFC Wild Card, Dec. 31, 1995 vs. Indianapolis
- 52.7 Mike Scifres, AFC Wild Card, Jan. 3, 2009 vs. Indianapolis (OT)

## PUNT RETURNS

### Most Returns, Career

- 12 Darren Sproles, 2005-09
- 8 Mike Fuller, 1975-80
- 7 Eric Parker, 2002-06

### Most Returns, Game

- 5 Eric Parker, AFC Divisional, Jan. 14, 2007 vs. New England
- 4 (2x) Last: Desmond King, AFC Wild Card, Jan. 6, 2019 at Baltimore
- 3 (6x) Last: Darren Sproles, AFC Wild Card, Jan. 3, 2009 vs. Indianapolis (OT)

### Most Yards, Career

- 107 Darren Sproles, 2005-09
- 99 Mike Fuller, 1975-80
- 63 Wes Chandler, 1981-87

### Most Yards, Game

- 72 Darren Sproles, AFC Wild Card, Jan. 3, 2009 vs. Indianapolis (OT)
- 56 Wes Chandler, AFC Divisional, Jan. 2, 1982 at Miami (OT)
- 46 Desmond King, AFC Wild Card, Jan. 6, 2019 at Baltimore

### Longest Return

- 56t Wes Chandler, AFC Divisional, Jan. 2, 1982 at Miami (OT)
- 33 Desmond King, AFC Wild Card, Jan. 6, 2019 at Baltimore

### Most Touchdowns, Career

- 1 Wes Chandler, 1981-87

## KICKOFF RETURNS

### Most Returns, Career

- 21 Darren Sproles, 2005-09
- 19 Andre Coleman, 1994-96
- 17 James Brooks, 1981-83

### Most Returns, Game

- 8 Andre Coleman, Super Bowl XXIX, Jan. 29, 1995 vs. San Francisco
- 6 Andre Coleman, AFC Wild Card, Dec. 31, 1995 vs. Indianapolis
- 5 (6x) Last: Desmond King, AFC Divisional, Jan. 13, 2019 at New England

### Most Yards, Career

- 537 Darren Sproles, 2005-09
- 483 Andre Coleman, 1994-96
- 283 James Brooks, 1981-83

### Most Yards, Game

- 244 Andre Coleman, Super Bowl XXIX, Jan. 29, 1995 vs. San Francisco
- 164 Darren Sproles, AFC Divisional, Jan. 11, 2009 at Pittsburgh
- 147 Leslie "Speedy" Duncan, AFL Championship, Dec. 26, 1964 at Buffalo

### Longest Return

- 98t Andre Coleman, Super Bowl XXIX, Jan. 29, 1995 vs. San Francisco
- 72 Desmond King, AFC Wild Card, Jan. 6, 2019 at Baltimore
- 63 Darren Sproles, AFC Divisional, Jan. 11, 2009 at Pittsburgh

### Most Touchdowns, Career

- 1 Andre Coleman, 1994-96

## SERVICE

### Most Games

- 12 Antonio Gates, 2003-18
- David Binn, 1994-2010
- 11 Philip Rivers, 2004-19
- 10 Nick Hardwick, 2004-13
- Mike Scifres, 2004-13

# TEAM POSTSEASON RECORDS

\*NFL Record

## POINTS

### Most, Quarter

- 24 AFC Championship, Jan. 2, 1982 at Miami (1st Q)
- 21 AFL Championship, Jan. 5, 1964 vs. Boston (1st Q)
- 17 AFC Wild Card, Jan. 14, 2023 at Jax. (1st Q)
- AFC Divisional, Jan. 12, 2014 at Den. (4th Q)

### Most, Quarter, Opponent

- 21 AFC Divisional, Jan. 13, 2019 at New England (2nd Q)
- AFC Divisional, Jan. 10, 1993 at Mia. (2nd Q)
- AFC Championship, Jan. 11, 1981 vs. Oakland (1st Q)
- 20 AFC Second Round, Jan. 16, 1983 at Miami (2nd Q)
- 14 (11x) Last: AFC Wild Card, Jan. 6, 2019 at Bal.

### Most Quarter, Both Teams

- 33 AFC Second Round, Jan. 16, 1983 at Miami (2nd Q)
- 28 (4x) Last: AFC Divisional, Jan. 11, 2009 at Pittsburgh (4th Q)
- 25 AFC Wild Card, Jan. 6, 2019 at Bal. (4th Q)

### Most, Game

- 51 AFL Championship, Jan. 5, 1964 vs. Boston
- 41 AFC Divisional, Jan. 2, 1982 at Miami (OT)
- 31 AFC First Round, Jan. 9, 1983 at Pittsburgh

### Most, Game, Opponent

- 49 Super Bowl XXIX, Jan. 29, 1995 vs. S.F.
- 41 AFC Divisional, Jan. 13, 2019 at New England
- 38 AFC Divisional, Jan. 2, 1982 at Miami (OT)

### Most, Game, Both Teams

- 79 AFC Divisional, Jan. 2, 1982 at Miami (OT)
- 75 Super Bowl XXIX, Jan. 29, 1995 vs. S.F.
- 69 AFC Divisional, Jan. 13, 2019 at New England

### Fewest, Game

- 0 AFC Divisional, Jan. 10, 1993 at Miami
- AFL Championship, Dec. 26, 1965 vs. Buffalo
- 3 AFL Championship, Dec. 24, 1961 vs. Houston Oilers
- 7 AFC Championship, Jan. 10, 1982 at Cincinnati
- AFL Championship, Dec. 26, 1964 at Buffalo

### Fewest, Game, Opponent

- 0 AFC Wild Card, Jan. 2, 1993 vs. Kansas City
- 6 AFC Wild Card, Jan. 6, 2008 vs. Tennessee
- 10 (3x) Last: AFC Wild Card, Jan. 5, 2014 at Cincinnati

### Fewest, Game, Both Teams

- 13 AFL Championship, Dec. 24, 1961 vs. Houston Oilers
- 17 AFC Wild Card, Jan. 2, 1993 vs. Kansas City
- 23 (2x) Last: AFC Wild Card, Jan. 6, 2008 vs. Tennessee

## TOUCHDOWNS

### Most, Game

- 7 AFL Championship, Jan. 5, 1964 vs. Boston
- 5 AFC Divisional, Jan. 2, 1982 at Miami (OT)
- 4 (3x) Last: AFC Divisional, Jan. 13, 2019 at New England

### Most, Game, Opponent

- 7 Super Bowl XXIX, Jan. 29, 1995 vs. S.F.
- 5 (4x) Last: AFC Divisional, Jan. 13, 2019 at New England
- 4 (5x) Last: AFC Wild Card, Jan. 14, 2023 at Jacksonville

### Most, Game, Both Teams

- 10 Super Bowl XXIX, Jan. 29, 1995 vs. S.F.
- AFC Divisional, Jan. 2, 1982 at Miami (OT)
- 9 AFC Divisional, Jan. 13, 2019 at New England
- 8 (3x) Last: AFC Divisional, Jan. 11, 2009 at Pittsburgh

## POINTS AFTER TOUCHDOWN

### Most, Game

- 6 AFL Championship, Jan. 5, 1964 vs. Boston
- 5 AFC Divisional, Jan. 2, 1982 at Miami (OT)
- 4 (2x) Last: AFC Divisional, Jan. 13, 2008 at Indianapolis

### Most, Game, Opponent

- 7 Super Bowl XXIX, Jan. 29, 1995 vs. S.F.
- 5 (4x) Last: AFC Divisional, Jan. 13, 2019 at New England
- 4 (4x) Last: AFC Divisional, Jan. 10, 1993 at Miami

### Most, Game, Both Teams

- 10 Super Bowl XXIX, Jan. 29, 1995 vs. S.F.
- AFC Divisional, Jan. 2, 1982 at Miami (OT)
- 8 (2x) Last: AFC Divisional, Jan. 11, 2009 at Pittsburgh
- 7 (5x) Last: AFC Divisional, Jan. 13, 2019 at New England

### Most Two-Point Conversions, Game

- 2 Super Bowl XXIX, Jan. 29, 1995 vs. S.F.
- 1 AFC Divisional, Jan. 13, 2019 at New England

### Most Two-Point Conversions, Game, Opponent

- 1 AFC Wild Card, Jan. 14, 2023 at Jacksonville
- AFC Divisional, Jan. 14, 2007 vs. N.E.

## FIELD GOALS

### Most, Game

- 5 AFC Wild Card, Jan. 6, 2019 at Baltimore
- 4 AFC Championship, Jan. 20, 2008 at N.E.
- 3 AFC Wild Card, Jan. 14, 2023 at Jacksonville
- AFL Championship, Jan. 1, 1961 at Houston Oilers

### Most, Game, Opponent

- 4 AFC Championship, Jan. 20, 2008 at N.E.
- 3 (2x) Last: AFC Divisional, Jan. 14, 2007 at New England
- 2 (7x) Last: AFC Divisional, Jan. 13, 2019 at New England

### Most, Game, Both Teams

- 6 AFC Wild Card, Jan. 6, 2019 at Baltimore
- 4 (4x) Last: AFC Wild Card, Jan. 14, 2023 at Jacksonville
- 3 (7x) Last: AFC Wild Card, Jan. 5, 2014 at Cincinnati

## FIRST DOWNS

### Most, Game

- 33 AFC Divisional, Jan. 2, 1982 at Miami (OT)
- 29 AFC First Round, Jan. 9, 1983 at Pittsburgh
- 28 AFC Divisional, Jan. 8, 1995 vs. Miami

### Most, Game, Opponent

- 30 AFC Divisional, Jan. 13, 2019 at New England
- 29 AFC Second Round, Jan. 16, 1983 at Miami
- 28 Super Bowl XXIX, Jan. 29, 1995 vs. S.F.

### Most, Game, Both Teams

- 58 AFC Divisional, Jan. 2, 1982 at Miami (OT)
- 55 AFC First Round, Jan. 9, 1983 at Pittsburgh
- 52 AFC Divisional, Jan. 13, 2019 at New England

### Fewest, Game

- 10 AFC Divisional, Jan. 10, 1993 at Miami
- 12 AFL Championship, Dec. 26, 1965 vs. Buffalo
- 13 (2x) Last: AFC Divisional, Jan. 12, 2014 at Denver

### Fewest, Game, Opponent

- 11 AFC Wild Card, Jan. 6, 2019 at Baltimore
- 14 (3x) Last: AFC Divisional, Jan. 17, 2010 vs. New York Jets
- 15 (2x) Last: AFC Wild Card, Jan. 6, 2008 vs. Tennessee

### Fewest, Game, Both Teams

- 25 AFC Wild Card, Jan. 6, 2019 at Baltimore
- 26 AFL Championship, Dec. 26, 1965 vs. Buffalo
- 28 AFC Divisional, Jan. 10, 1993 at Miami

## FIRST DOWNS RUSHING

### Most, Game

- 12 AFC Divisional, Jan. 14, 2007 at N.E.
- AFC Divisional, Jan. 8, 1995 vs. Miami
- 11 (5x) Last: AFC Wild Card, Jan. 3, 2009 vs. Indianapolis (OT)
- 10 AFC Divisional, Jan. 2, 1982 at Miami (OT)

### Most, Game, Opponent

- 15 AFC Second Round, Jan. 16, 1983 at Miami
- 13 (2x) Last: AFC Divisional, Jan. 12, 2014 at Denver
- 12 (2x) Last: AFC Divisional, Jan. 11, 2009 at Pittsburgh

### Most, Game, Both Teams

- 20 AFC Second Round, Jan. 16, 1983 at Miami
- 19 (2x) Last: AFC Wild Card, Jan. 5, 2014 at Cincinnati
- 17 (3x) Last: AFC Championship, Jan. 20, 2008 at New England

### Fewest, Game

- 1 (2x) Last: AFC Divisional, Jan. 12, 2014 at Denver
- 2 (2x) Last: AFC Divisional, Jan. 13, 2019 at New England
- 3 (2x) Last: AFC Wild Card, Jan. 6, 2019 at Baltimore

### Fewest, Game, Opponent

- 2 AFC Divisional, Jan. 8, 1995 vs. Miami
- 3 (3x) Last: AFC Divisional, Jan. 14, 2007 at New England
- 4 (5x) Last: AFC Wild Card, Jan. 6, 2019 at Baltimore

### Fewest, Game, Both Teams

- 7 AFC Wild Card, Jan. 6, 2019 at Baltimore
- 8 (3x) Last: AFC Divisional, Jan. 17, 2010 vs. New York Jets
- 9 AFC Wild Card, Jan. 14, 2023 at Jacksonville
- AFL Championship, Dec. 26, 1965 vs. Buffalo

## FIRST DOWNS PASSING

### Most, Game

- 21 AFC Divisional, Jan. 2, 1982 at Miami (OT)
- 20 AFC Wild Card, Dec. 31, 1995 vs. Indianapolis
- 19 AFC First Round, Jan. 9, 1983 at Pittsburgh

### Most, Game, Opponent

- 21 AFC Divisional, Jan. 13, 2008 at Indianapolis
- AFC Divisional, Jan. 2, 1982 at Miami (OT)
- 20 AFC Wild Card, Jan. 5, 2014 at Cincinnati
- 19 AFC First Round, Jan. 9, 1983 at Pittsburgh

### Most, Game, Both Teams

- 42 AFC Divisional, Jan. 2, 1982 at Miami (OT)
- 38 AFC First Round, Jan. 9, 1983 at Pittsburgh
- 35 AFC Divisional, Jan. 13, 2008 at Indianapolis

### Fewest, Game

- 7 (5x) Last: AFC Divisional, Jan. 10, 1993 at Miami
- 8 (3x) Last: AFC Wild Card, Jan. 6, 2019 at Baltimore
- 9 (4x) Last: AFC Wild Card, Jan. 5, 2014 at Cincinnati

### Fewest, Game, Opponent

- 5 AFC Divisional, Dec. 29, 1979 vs. Houston Oilers
- 6 AFC Divisional, Jan. 17, 2010 vs. N.Y. Jets
- 7 AFC Wild Card, Jan. 6, 2019 at Baltimore

### Fewest, Game, Both Teams

- 15 (2x) Last: AFC Wild Card, Jan. 6, 2019 at Baltimore
- 16 (3x) Last: AFC Divisional, Jan. 10, 1993 at Miami
- 17 (2x) Last: AFC Wild Card, Jan. 2, 1993 vs. Kansas City

## TOTAL NET YARDS GAINED

### Most, Game

- 601 AFL Championship, Jan. 5, 1964 vs. Boston
- 564 AFC Divisional, Jan. 2, 1982 at Miami (OT)
- 479 AFC First Round, Jan. 9, 1983 at Pittsburgh

### Most, Game, Opponent

- 498 AFC Divisional, Jan. 13, 2019 at New England
- 466 AFC Divisional, Jan. 2, 1982 at Miami (OT)
- 449 Super Bowl XXIX, Jan. 29, 1995 vs. S.F.

### Most, Game, Both Teams

- 1,030 AFC Divisional, Jan. 2, 1982 at Miami (OT)
- 901 AFC First Round, Jan. 9, 1983 at Pittsburgh
- 862 AFL Championship, Jan. 5, 1964 vs. Boston

## NET YARDS GAINED RUSHING

### Most, Game

- 309 AFL Championship, Jan. 5, 1964 vs. Boston
- 202 AFC Wild Card, Jan. 8, 1995 vs. Miami
- 196 AFC Wild Card, Jan. 5, 2014 at Cincinnati

### Most, Game, Opponent

- 219 AFL Championship, Dec. 26, 1964 vs. Buffalo
- 214 AFC Second Round, Jan. 16, 1983 at Miami
- 178 AFC Wild Card, Dec. 31, 1995 vs. Indianapolis

### Most, Game, Both Teams

- 384 AFL Championship, Jan. 5, 1964 vs. Boston
- 343 AFL Championship, Dec. 26, 1964 vs. Buffalo
- 323 AFC Wild Card, Dec. 31, 1995 vs. Indianapolis

## NET YARDS GAINED PASSING

### Most, Game

- 415 AFC Divisional, Jan. 2, 1982 at Miami (OT)
- 351 AFC Championship, Jan. 11, 1981 vs. Oakland
- 333 AFC First Round, Jan. 9, 1983 at Pittsburgh

### Most, Game, Opponent

- 402 AFC Divisional, Jan. 13, 2008 at Indianapolis
- 388 AFC Divisional, Jan. 2, 1982 at Miami (OT)
- 349 AFC Championship, Jan. 15, 1995 at Pit.

### Most, Game, Both Teams

- 803 AFC Divisional, Jan. 2, 1982 at Miami (OT)
- 714 AFC Divisional, Jan. 13, 2008 at Indianapolis
- 659 AFC Divisional, Jan. 13, 2019 at New England



# LEAGUE STATS



LOS ANGELES CHARGERS / WEEK 16 / THROUGH MONDAY, DECEMBER 25, 2023

						No.	Yds	Avg	Long	TD				
WON 5, LOST 10				* RUSHING										
09/10	L 34-36	Miami	70,240	Ekeler	156	571	3.7	55	5					
09/17	L 24-27 OT	at Tennessee	67,438	Kelley	103	402	3.9	49t	2					
09/24	W 28-24	at Minnesota	66,878	Herbert	52	228	4.4	35	3					
10/01	W 24-17	Las Vegas	70,240	Spiller	36	97	2.7	8	0					
10/16	L 17-20	Dallas	70,240	D. Davis	10	82	8.2	51	0					
10/22	L 17-31	at Kansas City	73,642	Stick	9	36	4.0	21	1					
10/29	W 30-13	Chicago	70,240	K. Allen	2	6	3.0	4	0					
11/06	W 27- 6	at N.Y. Jets	75,407	Dotson	4	6	1.5	2	0					
11/12	L 38-41	Detroit	70,240	Everett	2	4	2.0	2	0					
11/19	L 20-23	at Green Bay	77,432	Johnston	2	3	1.5	2	0					
11/26	L 10-20	Baltimore	70,240	M. Williams	1	3	3.0	3	0					
12/03	W 6- 0	at New England	64,628	TEAM	377	1438	3.8	55	11					
12/10	L 7-24	Denver	70,240	OPPONENTS	406	1700	4.2	75t	18					
12/14	L 21-63	at Las Vegas	61,654	* RECEIVING			No.	Yds	Avg	Long	TD			
12/23	L 22-24	Buffalo	67,678	K. Allen	108	1243	11.5	42	7					
12/31		at Denver		Everett	46	376	8.2	31	3					
01/07		Kansas City		Ekeler	43	394	9.2	39t	1					
		LA-C	Opp.	Johnston	33	385	11.7	57	2					
TOTAL FIRST DOWNS	280	316	Palmer	32	537	16.8	79t	2						
Rushing	75	96	Parham	22	202	9.2	21	4						
Passing	182	190	M. Williams	19	249	13.1	49t	1						
Penalty	23	30	D. Davis	14	48	3.4	11	0						
3rd Down: Made/Att	82/207	76/199	Guyton	10	89	8.9	18t	1						
3rd Down Pct.	39.6	38.2	Kelley	8	32	4.0	6	0						
4th Down: Made/Att	12/27	17/30	Smartt	7	118	16.9	51t	1						
4th Down Pct.	44.4	56.7	Erickson	7	105	15.0	23	1						
POSSESSION AVG.	28:42	31:18	Spiller	4	24	6.0	10	0						
TOTAL NET YARDS	4945	5589	Dotson	2	13	6.5	7	0						
Avg. Per Game	329.7	372.6	Herbert	1	10	10.0	10	0						
Total Plays	963	987	Fehoko LG	1	9	9.0	9t	1						
Avg. Per Play	5.1	5.7	Fehoko TM	1	9	9.0	9t	1						
NET YARDS RUSHING	1438	1700	TEAM	357	3834	10.7	79t	24						
Avg. Per Game	95.9	113.3	OPPONENTS	354	4202	11.9	70	25						
Total Rushes	377	406	* INTERCEPTIONS			No.	Yds	Avg	Long	TD				
NET YARDS PASSING	3507	3889	Samuel Jr.	2	8	4.0	8	0						
Avg. Per Game	233.8	259.3	Jackson TM	1	9	9.0	9	0						
Sacked/Yards Lost	39/327	45/313	Taylor	1	8	8.0	8	0						
Gross Yards	3834	4202	James	1	6	6.0	6	0						
Att./Completions	547/357	536/354	M. Davis	1	0	0.0	0	0						
Completion Pct.	65.3	66.0	Gilman	1	0	0.0	0	0						
Had Intercepted	8	8	Murray	1	0	0.0	0	0						
PUNTS/AVERAGE	66/46.6	63/48.9	TEAM	8	31	3.9	9	0						
NET PUNTING AVG.	66/42.6	63/41.7	OPPONENTS	8	49	6.1	16t	1						
PENALTIES/YARDS	75/672	94/695	* PUNTING			No.	Yds	Avg	Net	TB	In	Lg	B	
FUMBLES/BALL LOST	21/11	22/12	Scott	66	3073	46.6	42.6	4	26	83	0			
TOUCHDOWNS	36	45	TEAM	66	3073	46.6	42.6	4	26	83	0			
Rushing	11	18	OPPONENTS	63	3078	48.9	41.7	4	26	70	0			
Passing	24	25	* PUNT RETURNS			Ret	FC	Yds	Avg	Long	TD			
Returns	1	2	D. Davis	23	24	373	16.2	87t	1					
* SCORE BY PERIODS	Q1	Q2	Q3	Q4	OT	PTS	TEAM	23	24	373	16.2	87t	1	
TEAM	74	106	43	102	0	325	OPPONENTS	24	27	183	7.6	50	0	
OPPONENTS	62	139	71	94	3	369	* KICKOFF RETURNS			No.	Yds	Avg	Long	TD
* SCORING	TD-Ru-Pa-Rt	K-PAT	FG	S	PTS	D. Davis	15	305	20.3	27	0			
Dicker	0	0	0	0	35/35	24/25	0	107	Kelley	1	16	16.0	16	0
K. Allen	7	0	7	0	0	0	42	TEAM	16	321	20.1	27	0	
Ekeler	6	5	1	0	0	0	36	OPPONENTS	10	190	19.0	40	0	
Parham	4	0	4	0	0	0	24	* FIELD GOALS	1-19	20-29	30-39	40-49	50+	
Everett	3	0	3	0	0	0	18	Dicker	0/ 0	6/ 6	7/ 7	6/ 6	5/ 6	
Herbert	3	3	0	0	0	0	18	TEAM	0/ 0	6/ 6	7/ 7	6/ 6	5/ 6	
Johnston	2	0	2	0	0	0	12	OPPONENTS	0/ 0	6/ 6	5/ 5	8/ 9	0/ 1	
Kelley	2	2	0	0	0	0	12	Dicker: (50G,25G)(27G,30G,33G)(53N)(33G)(24G)						
Palmer	2	0	2	0	0	0	12	(55G)(43G,53G,46G)(55G,38G)(48G)(25G,26G)(39G)						
D. Davis	1	0	0	1	0	0	6	(38G,38G)( )(20G,40G,47G,45G,53G)						
Erickson	1	0	1	0	0	0	6	OPP: (23G,41G,45G)(33G,41G)(23G)(22G)(32G,39G)						
Fehoko LG	1	0	1	0	0	0	6	(35G)( )(47G,46G)(33G,41G)(52N,28G)(42G,48G,44N)						
Fehoko TM	1	0	1	0	0	0	6	( )(23G)( )(29G)						
Guyton	1	0	1	0	0	0	6	2-Pt Conv: Pipkins, TM 1-1, OPP 0-1						
Smartt	1	0	1	0	0	0	6	SACKS: Mack 15, Bosa 6.5, Fox 5.5,						
Stick	1	1	0	0	0	0	6	Tuipulotu 4.5, Kendricks 3.5, Joseph-Day 3,						
M. Williams	1	0	1	0	0	0	6	Murray 3, Hollins LG 1, Hollins TM 1, James 1,						
Pipkins	0	0	0	0	0	0	2	Marlowe 1, N. Williams 1, TM 45, OPP 39						
TEAM	36	11	24	1	35/35	24/25	0	325	FUM/LOST: Herbert 4/1, Stick 4/3, D. Davis 3/1,					
OPPONENTS	45	18	25	2	42/44	19/21	0	369	Ekeler 3/3, Everett 3/0, K. Allen 2/1,					
									Kelley 1/1, Palmer 1/1					
* PASSING	Att	Cmp	Yds	Cmp%	Yds/Att	TD	TD%	Int	Int%	Long	Sack/Lost	Rating		
Herbert	456	297	3134	65.1	6.87	20	4.4	7	1.5	60	29/ 233	93.2		
Stick	89	59	651	66.3	7.31	3	3.4	1	1.1	79t	10/ 94	94.4		
K. Allen	2	1	49	50.0	24.50	1	50.0	0	0.0	49t	0/ 0	135.4		
TEAM	547	357	3834	65.3	7.01	24	4.4	8	1.5	79t	39/ 327	94.2		
OPPONENTS	536	354	4202	66.0	7.84	25	4.7	8	1.5	70	45/ 313	99.1		

DENVER BRONCOS / WEEK 16 / THROUGH MONDAY, DECEMBER 25, 2023

						No.	Yds	Avg	Long	TD			
* RUSHING													
WON 7, LOST 8													
09/10 L 16-17	Las Vegas	76,299	J. Williams	193	701	3.6	21	2					
09/17 L 33-35	Washington	76,108	McLaughlin	64	360	5.6	38	1					
09/24 L 20-70	at Miami	65,522	R. Wilson	80	341	4.3	21	3					
10/01 W 31-28	at Chicago	62,220	Perine	46	221	4.8	24	1					
10/08 L 21-31	N.Y. Jets	76,387	Mims	8	29	3.6	11	0					
10/12 L 8-19	at Kansas City	73,528	Burton	7	9	1.3	4	0					
10/22 W 19-17	Green Bay	76,880	TEAM	398	1661	4.2	38	7					
10/29 W 24- 9	Kansas City	76,286	OPPONENTS	414	2116	5.1	72t	14					
11/13 W 24-22	at Buffalo	70,318	* RECEIVING			No.	Yds	Avg	Long	TD			
11/19 W 21-20	Minnesota	76,848	Sutton	58	770	13.3	46t	10					
11/26 W 29-12	Cleveland	76,261	Jeudy	48	625	13.0	46	1					
12/03 L 17-22	at Houston	71,670	Perine	45	416	9.2	29	0					
12/10 W 24- 7	at L.A. Chargers	70,240	J. Williams	37	168	4.5	18	2					
12/16 L 17-42	at Detroit	64,560	McLaughlin	28	142	5.1	22t	2					
12/24 L 23-26	New England	76,201	Mims	21	361	17.2	60t	1					
12/31	L.A. Chargers		Trautman	20	174	8.7	24	3					
01/07	at Las Vegas		Johnson	11	169	15.4	50t	4					
	Opp.		Humphrey	11	93	8.5	14	2					
TOTAL FIRST DOWNS	268	310	Krull	6	81	13.5	35	1					
Rushing	103	103	Adkins	4	22	5.5	11	0					
Passing	135	179	Dulcich	3	25	8.3	13	0					
Penalty	30	28	Burton	3	8	2.7	4	0					
3rd Down: Made/Att	70/191	58/178	Manhertz	2	16	8.0	10	0					
3rd Down Pct.	36.6	32.6	TEAM	297	3070	10.3	60t	26					
4th Down: Made/Att	10/16	15/32	OPPONENTS	338	3838	11.4	68t	27					
4th Down Pct.	62.5	46.9	* INTERCEPTIONS			No.	Yds	Avg	Long	TD			
POSSESSION AVG.	29:14	30:46	Simmons	3	39	13.0	33	0					
TOTAL NET YARDS	4473	5643	McMillian	2	14	7.0	9	0					
Avg. Per Game	298.2	376.2	K. Jackson	2	5	2.5	5	0					
Total Plays	890	954	Locke	1	14	14.0	14	0					
Avg. Per Play	5.0	5.9	Moreau	1	9	9.0	9	0					
NET YARDS RUSHING	1661	2116	Cooper	1	4	4.0	4	0					
Avg. Per Game	110.7	141.1	Surtain II	1	0	0.0	0	0					
Total Rushes	398	414	TEAM	11	85	7.7	33	0					
NET YARDS PASSING	2812	3527	OPPONENTS	8	23	2.9	11	0					
Avg. Per Game	187.5	235.1	* PUNTING			No.	Yds	Avg	Net	TB	In	Lg	B
Sacked/Yards Lost	45/258	38/311	Dixon	69	3138	45.5	41.7	4	23	68	0		
Gross Yards	3070	3838	TEAM	69	3138	45.5	41.7	4	23	68	0		
Att./Completions	447/297	502/338	OPPONENTS	49	2403	49.0	39.7	9	16	83	0		
Completion Pct.	66.4	67.3	* PUNT RETURNS			Ret	FC	Yds	Avg	Long	TD		
Had Intercepted	8	11	Mims	16	13	279	17.4	52	0				
PUNTS/AVERAGE	69/45.5	49/49.0	TEAM	16	13	279	17.4	3	52	0			
NET PUNTING AVG.	69/41.7	49/39.7	OPPONENTS	29	26	179	6.2	15	0				
PENALTIES/YARDS	88/665	96/917	* KICKOFF RETURNS			No.	Yds	Avg	Long	TD			
FUMBLES/BALL LOST	20/13	30/14	Mims	13	342	26.3	99t	1					
TOUCHDOWNS	35	43	Manhertz	1	1	1.0	1	0					
Rushing	7	14	TEAM	14	343	24.5	99t	1					
Passing	26	27	OPPONENTS	7	146	20.9	26	0					
Returns	2	2	* FIELD GOALS			1-19	20-29	30-39	40-49	50+			
* SCORE BY PERIODS	Q1	Q2	Q3	Q4	OT	PTS	Lutz	0/ 0	10/10	11/12	3/ 3	3/ 5	
TEAM	78	70	44	135	0	327	TEAM	0/ 0	10/10	11/12	3/ 3	3/ 5	
OPPONENTS	45	126	101	105	0	377	OPPONENTS	0/ 0	9/ 9	9/ 9	3/ 6	4/ 5	
* SCORING	TD-Ru-Pa-Rt	K-PAT	FG	S	PTS	Lutz: (55N,24G)(31G,32G)(31G,25G)(51G)(23G,22G)							
Lutz	0	0	0	0	26/28	27/30	0	107	( ) (32G,29G,35G,52G) (38B,28G) (40G,49G,40G,36G)				
Sutton	10	0	10	0	0	60	(31G,31G,52G,37G,28G) (23G,34G) (34G) (23G) (23G)						
J. Williams	4	2	2	0	0	28	(57N)						
Johnson	4	0	4	0	0	26	OPP: (24G) (49N,44G,49G,59N) ( ) ( ) (30G,26G,27G,22G,						
McLaughlin	3	1	2	0	0	18	49G) (35G,60G,25G,52G) (43N,29G) (23G,34G,56G) ( )						
Trautman	3	0	3	0	0	18	(34G,30G) (36G,24G) (29G,38G,38G) ( ) ( ) (33G,47N,56G)						
R. Wilson	3	3	0	0	0	18							
Humphrey	2	0	2	0	0	12							
Mims	2	0	1	1	0	12							
Cooper	1	0	0	1	0	6							
Jeudy	1	0	1	0	0	6							
Krull	1	0	1	0	0	6							
Perine	1	1	0	0	0	6							
Burton	0	0	0	0	0	2							
TEAM	35	7	26	2	26/28	27/30	1	327					
OPPONENTS	43	14	27	2	38/39	25/29	1	377					
2-Pt Conv: J. Williams 2, Burton, Johnson, TM 4-7, OPP 2-4													
SACKS: Cooper 7.5, Bonitto 7, Z. Allen 5, Browning 3.5, Locke 3, Jewell 2, D. Jones 2, McMillian 2, Singleton 2, Garcia 1, Gregory TM 1, Harris 1, Simmons 1, TM 38, OPP 45													
FUM/LOST: R. Wilson 10/5, Perine 3/2, Sutton 3/3, Mims 2/2, Jeudy 1/0, J. Williams 1/1													
* PASSING	Att	Cmp	Yds	Cmp%	Yds/Att	TD	TD%	Int	Int%	Long	Sack/Lost	Rating	
R. Wilson	447	297	3070	66.4	6.87	26	5.8	8	1.8	60t	45/ 258	98.0	
TEAM	447	297	3070	66.4	6.87	26	5.8	8	1.8	60t	45/ 258	98.0	
OPPONENTS	502	338	3838	67.3	7.65	27	5.4	11	2.2	68t	38/ 311	98.8	

**WEEK 16 / THROUGH MONDAY, DECEMBER 25, 2023**

TEAM RANKINGS

**American Football Conference**

**Offense**

**Defense**

	Total	Rush	Pass	Total	Rush	Pass
Balt.	3	*1	10	5	6	4
Buff.	2	3	5	7	8	5
Cin.	10	16	6	16	14	14
Cleve.	7	4	9	*1	4	*1
Denver	11	6	13	15	16	12
Hou.	5	10	3	10	3	13
Ind.	8	5	8	12	15	8
Jax	6	13	4	13	5	15
K.C.	4	9	2	2	10	3
L.V.	15	15	11	8	12	7
L.A.-C	9	11	7	14	9	16
Miami	*1	2	*1	4	2	6
N.E.	14	12	12	6	1	9
Jets	16	14	16	3	13	2
Pitt.	12	7	15	11	11	11
Tenn.	13	8	14	9	7	10

**National Football Conference**

**Offense**

**Defense**

	Total	Rush	Pass	Total	Rush	Pass
Ariz.	14	6	14	14	16	5
Atl.	8	5	12	3	8	4
Car.	15	11	15	1	10	1
Chi.	11	1	13	5	*1	13
Dallas	3	8	4	2	9	2
Det.	2	2	3	8	3	12
G.B.	9	10	11	11	15	6
Rams	4	7	5	9	7	11
Minn.	6	14	2	6	6	8
N.O.	7	12T	6	7	12	3
Giants	16	9	16	15	14	10
Phil.	5	4	7	10	5	14
S.F.	1	3	1	4	2	7
Sea.	12	15	8	13	13	9
T.B.	13	16	10	12	4	16
Wash.	10	12T	9	16	11	15

**National Football League**

**Offense**

**Defense**

	Total	Rush	Pass	Total	Rush	Pass
Ariz.	24	9	29	27	32	12
Atl.	16	8	22	9	15	8
Balt.	5	*1	21	6	12	6
Buff.	4	7	9	10	16	9
Car.	30	19	30	5	21	4
Chi.	20	2	28	12	*1	25
Cin.	21	32	11	31	26	28
Cleve.	13	11	20	*1	10	*1
Dallas	6	12	6	7	19	5
Denver	25	14	25	30	31	24
Det.	3	3	5	15	4	23
G.B.	17	18	18	23	30	13
Hou.	11	23	7	19	6	26
Ind.	15	13	19	22	28	14
Jax	12	26	8	25	11	29
K.C.	9	20	4	2	18	3
L.V.	29	31	23	16	22	11
L.A.-C	18	24	13	29	17	30
Rams	7	10	10	18	13	22
Miami	*1	5	*1	4	5	10
Minn.	10	27	3	13	9	17
N.E.	28	25	24	8	2	15
N.O.	14	21T	12	14	25	7
Giants	31	15	32	28	29	20
Jets	32	28	31	3	24	2
Phil.	8	6	14	20	8	27
Pitt.	26	16	27	21	20	21
S.F.	2	4	2	11	3	16
Sea.	22	29	15	26	27	19
T.B.	23	30	17	24	7	32
Tenn.	27	17	26	17	14	18
Wash.	19	21T	16	32	23	31

T = Tied for position

\* = League Leader

**WEEK 16 / THROUGH MONDAY, DECEMBER 25, 2023**

<b>OFFENSE</b>	<b>NY-J</b>	<b>Clev.</b>	<b>Det.</b>	<b>Dal.</b>	<b>Ariz.</b>	<b>Phil.</b>	<b>Atl.</b>	<b>Chi.</b>
GAMES (Won-Lost)	6-9	10-5	11-4	10-5	3-12	11-4	7-8	6-9
FIRST DOWNS	230	292	335	337	274	341	297	287
Rushing	62	107	112	103	100	135	110	123
Passing	143	156	201	194	146	177	165	149
Penalty	25	29	22	40	28	29	22	15
YDS GAINED (tot)	3952	5038	5911	5493	4594	5450	4987	4871
Avg per Game	263.5	335.9	394.1	366.2	306.3	363.3	332.5	324.7
RUSHING (net)	1355	1786	2116	1728	1938	1966	1947	2132
Avg per Game	90.3	119.1	141.1	115.2	129.2	131.1	129.8	142.1
Rushes	325	466	446	418	393	463	473	472
Yards per Rush	4.2	3.8	4.7	4.1	4.9	4.2	4.1	4.5
PASSING (net)	2597	3252	3795	3765	2656	3484	3040	2739
Avg per Game	173.1	216.8	253.0	251.0	177.1	232.3	202.7	182.6
Passes Att.	536	569	539	536	494	503	463	465
Completed	316	323	365	368	308	330	289	290
Pct Completed	59.0	56.8	67.7	68.7	62.3	65.6	62.4	62.4
Yards Gained	3042	3536	3984	4006	2936	3680	3277	3005
Sacked	61	41	29	37	40	34	37	42
Yards Lost	445	284	189	241	280	196	237	266
Had intercepted	14	20	10	8	11	13	11	15
Yards Opp Ret	278	375	166	107	120	183	141	137
Opp TDs on Int	1	3	2	0	2	2	1	2
PUNTS	87	80	48	40	61	46	67	60
Avg Yards	49.4	49.5	45.5	52.0	49.5	48.2	46.9	45.9
PUNT RETURNS	25	40	22	17	26	28	29	21
Avg Return	9.6	8.4	9.4	5.5	9.0	14.6	6.9	8.0
Returned for TD	1	0	0	0	0	0	0	0
KICKOFF RETURNS	18	10	18	17	14	11	14	17
Avg Return	22.7	24.2	21.9	21.4	20.8	19.6	16.9	22.1
Returned for TD	0	0	0	0	0	0	0	0
PENALTIES	111	104	87	108	91	89	75	93
Yards Penalized	866	836	788	910	807	726	653	788
FUMBLES BY	28	23	18	11	20	20	22	23
Fumbles Lost	16	12	11	5	6	10	10	10
Opp Fumbles	26	19	14	18	9	20	21	17
Opp Fum Lost	8	9	6	8	6	9	8	5
POSS. TIME (avg)	28:31	33:08	31:41	31:49	28:09	31:39	29:47	31:50
TOUCHDOWNS	19	35	52	50	30	44	28	33
Rushing	6	14	24	13	15	22	13	13
Passing	10	19	27	30	14	20	14	18
Returns	3	2	1	7	1	2	1	2
EXTRA-PT KICKS	14/15	24/26	44/47	42/45	17/18	40/41	23/24	27/29
2-PT CONVERSIONS	2/3	6/9	3/5	4/5	3/12	1/2	2/4	1/4
FIELD GOALS/FGA	31/32	33/36	16/18	33/33	24/27	28/30	30/33	29/31
POINTS SCORED	231	345	412	451	275	392	287	314

<b>DEFENSE</b>	<b>NY-J</b>	<b>Clev.</b>	<b>Det.</b>	<b>Dal.</b>	<b>Ariz.</b>	<b>Phil.</b>	<b>Atl.</b>	<b>Chi.</b>
POINTS ALLOWED	315	311	355	286	403	366	288	345
OPP FIRST DOWNS	272	214	298	278	334	310	271	268
Rushing	99	71	81	98	127	88	83	70
Passing	138	116	182	143	179	193	158	177
Penalty	35	27	35	37	28	29	30	21
OPP YARDS GAINED	4422	3905	4882	4495	5445	5190	4626	4772
Avg per Game	294.8	260.3	325.5	299.7	363.0	346.0	308.4	318.1
OPP RUSHING(net)	1893	1503	1359	1735	2205	1428	1663	1210
Avg per Game	126.2	100.2	90.6	115.7	147.0	95.2	110.9	80.7
Rushes	468	369	365	411	473	340	427	337
Yards per Rush	4.0	4.1	3.7	4.2	4.7	4.2	3.9	3.6
OPP PASSING(net)	2529	2402	3523	2760	3240	3762	2963	3562
Avg per Game	168.6	160.1	234.9	184.0	216.0	250.8	197.5	237.5
Passes Att.	463	462	506	446	454	587	489	552
Completed	282	254	315	268	312	375	298	370
Pct Completed	60.9	55.0	62.3	60.1	68.7	63.9	60.9	67.0
Sacked	40	44	34	41	33	40	36	27
Yards Lost	256	310	298	262	233	246	212	187
INTERCEPTED BY	14	16	13	13	10	7	8	18
Yards Returned	161	104	162	249	98	108	124	236
Returned for TD	1	1	1	5	0	1	1	2
OPP PUNT RETURNS	45	40	20	21	35	27	27	28
Avg return	11.2	9.8	7.8	10.1	10.0	8.1	11.7	12.6
OPP KICKOFF RET	6	24	25	5	6	14	9	14
Avg return	14.7	20.7	20.5	24.2	22.2	29.8	23.0	25.0
OPP TOUCHDOWNS	31	38	42	33	48	44	26	40
Rushing	13	14	15	13	19	10	6	7
Passing	16	19	24	19	27	31	19	28
Returns	2	5	3	1	2	3	1	5

**WEEK 16 / THROUGH MONDAY, DECEMBER 25, 2023**

<b>OFFENSE</b>	<b>Car.</b>	<b>Jax</b>	<b>L.V.</b>	<b>Ind.</b>	<b>LA-R</b>	<b>NY-G</b>	<b>Miami</b>	<b>Balt.</b>
GAMES (Won-Lost)	2-13	8-7	7-8	8-7	8-7	5-10	11-4	12-3
FIRST DOWNS	279	300	244	287	310	228	324	322
Rushing	101	87	69	94	96	81	102	132
Passing	143	178	151	165	181	120	201	156
Penalty	35	35	24	28	33	27	21	34
YDS GAINED (tot)	4187	5093	4193	5016	5459	3956	6172	5581
Avg per Game	279.1	339.5	279.5	334.4	363.9	263.7	411.5	372.1
RUSHING (net)	1581	1409	1329	1698	1831	1660	2046	2395
Avg per Game	105.4	93.9	88.6	113.2	122.1	110.7	136.4	159.7
Rushes	401	395	357	413	418	404	411	484
Yards per Rush	3.9	3.6	3.7	4.1	4.4	4.1	5.0	4.9
PASSING (net)	2606	3684	2864	3318	3628	2296	4126	3186
Avg per Game	173.7	245.6	190.9	221.2	241.9	153.1	275.1	212.4
Passes Att.	536	553	478	527	525	443	501	444
Completed	320	366	298	327	320	286	354	294
Pct Completed	59.7	66.2	62.3	62.0	61.0	64.6	70.7	66.2
Yards Gained	3039	3919	3123	3517	3820	2721	4288	3395
Sacked	56	38	35	39	28	77	27	36
Yards Lost	433	235	259	199	192	425	162	209
Had intercepted	9	12	18	10	10	10	11	7
Yards Opp Ret	165	110	88	101	93	233	263	89
Opp TDs on Int	3	0	1	0	1	2	3	1
PUNTS	70	57	66	62	57	85	45	58
Avg Yards	47.1	47.5	50.9	47.0	47.7	46.1	45.0	46.7
PUNT RETURNS	32	25	23	26	26	28	27	28
Avg Return	8.2	10.4	10.5	9.3	6.8	6.2	9.8	14.7
Returned for TD	1	0	0	0	0	0	0	1
KICKOFF RETURNS	22	24	10	7	9	13	15	11
Avg Return	27.2	23.6	23.6	24.4	16.1	19.2	24.5	19.8
Returned for TD	0	0	0	0	0	0	0	0
PENALTIES	97	76	68	87	84	79	88	92
Yards Penalized	801	589	575	619	684	625	701	884
FUMBLES BY	22	28	14	19	9	22	23	20
Fumbles Lost	8	16	6	11	4	7	9	9
Opp Fumbles	9	17	15	23	11	22	17	18
Opp Fum Lost	3	11	9	9	4	10	10	10
POSS. TIME (avg)	31:35	30:22	28:05	28:56	30:37	29:11	30:46	31:17
TOUCHDOWNS	23	37	31	39	37	23	57	46
Rushing	7	15	10	17	14	7	26	24
Passing	13	20	16	17	23	13	27	20
Returns	3	2	5	5	0	3	4	2
EXTRA-PT KICKS	17/20	31/31	27/27	33/34	29/31	20/20	55/56	42/43
2-PT CONVERSIONS	3/3	3/6	2/4	3/4	3/5	1/3	0/1	2/2
FIELD GOALS/FGA	25/29	24/31	22/26	27/34	32/43	18/25	22/26	31/36
POINTS SCORED	236	331	285	354	357	214	463	417

<b>DEFENSE</b>	<b>Car.</b>	<b>Jax</b>	<b>L.V.</b>	<b>Ind.</b>	<b>LA-R</b>	<b>NY-G</b>	<b>Miami</b>	<b>Balt.</b>
POINTS ALLOWED	381	343	294	372	332	371	314	244
OPP FIRST DOWNS	281	288	297	304	292	311	271	270
Rushing	108	89	104	114	92	118	90	82
Passing	147	183	168	163	175	168	157	154
Penalty	26	16	25	27	25	25	24	34
OPP YARDS GAINED	4452	5377	4990	5271	5055	5459	4447	4459
Avg per Game	296.8	358.5	332.7	351.4	337.0	363.9	296.5	297.3
OPP RUSHING(net)	1813	1520	1833	1961	1586	2013	1362	1551
Avg per Game	120.9	101.3	122.2	130.7	105.7	134.2	90.8	103.4
Rushes	444	380	430	465	384	428	365	351
Yards per Rush	4.1	4.0	4.3	4.2	4.1	4.7	3.7	4.4
OPP PASSING(net)	2639	3857	3157	3310	3469	3446	3085	2908
Avg per Game	175.9	257.1	210.5	220.7	231.3	229.7	205.7	193.9
Passes Att.	425	558	507	495	537	512	508	576
Completed	272	368	341	320	324	327	331	344
Pct Completed	64.0	65.9	67.3	64.6	60.3	63.9	65.2	59.7
Sacked	21	32	40	47	32	25	52	54
Yards Lost	155	218	247	284	218	191	348	420
INTERCEPTED BY	8	14	12	15	9	14	13	16
Yards Returned	203	208	268	256	100	378	262	224
Returned for TD	2	2	3	3	0	3	4	1
OPP PUNT RETURNS	29	20	28	34	26	38	15	27
Avg return	6.7	6.7	8.9	9.3	14.2	6.9	7.0	12.6
OPP KICKOFF RET	19	14	26	14	11	14	13	17
Avg return	24.0	25.4	22.4	25.8	26.9	24.2	27.4	22.6
OPP TOUCHDOWNS	47	40	33	39	35	43	37	22
Rushing	23	13	13	21	11	21	13	5
Passing	19	25	19	17	22	19	19	15
Returns	5	2	1	1	2	3	5	2

**WEEK 16 / THROUGH MONDAY, DECEMBER 25, 2023**

<b>OFFENSE</b>	<b>N.E.</b>	<b>Buff.</b>	<b>N.O.</b>	<b>T.B.</b>	<b>S.F.</b>	<b>Wash.</b>	<b>Tenn.</b>	<b>Hou.</b>
GAMES (Won-Lost)	4-11	9-6	7-8	8-7	11-4	4-11	5-10	8-7
FIRST DOWNS	239	336	290	273	335	297	268	293
Rushing	83	137	94	70	126	91	92	72
Passing	142	177	173	172	183	175	141	193
Penalty	14	22	23	31	26	31	35	28
YDS GAINED (tot)	4283	5612	5022	4744	6065	4912	4399	5202
Avg per Game	285.5	374.1	334.8	316.3	404.3	327.5	293.3	346.8
RUSHING (net)	1436	1957	1480	1339	2080	1480	1618	1476
Avg per Game	95.7	130.5	98.7	89.3	138.7	98.7	107.9	98.4
Rushes	370	439	410	395	431	328	397	388
Yards per Rush	3.9	4.5	3.6	3.4	4.8	4.5	4.1	3.8
PASSING (net)	2847	3655	3542	3405	3985	3432	2781	3726
Avg per Game	189.8	243.7	236.1	227.0	265.7	228.8	185.4	248.4
Passes Att.	501	511	544	503	437	580	441	534
Completed	323	340	359	322	298	370	269	328
Pct Completed	64.5	66.5	66.0	64.0	68.2	63.8	61.0	61.4
Yards Gained	3095	3778	3753	3598	4158	3848	3160	4101
Sacked	38	20	31	35	30	60	56	44
Yards Lost	248	123	211	193	173	416	379	375
Had intercepted	16	15	11	8	12	17	10	8
Yards Opp Ret	371	75	181	28	111	249	72	139
Opp TDs on Int	3	0	2	0	1	4	1	1
PUNTS	85	44	65	66	47	70	72	71
Avg Yards	47.1	45.5	42.7	50.3	48.1	45.1	50.2	46.2
PUNT RETURNS	29	28	28	23	30	34	40	25
Avg Return	6.1	8.8	12.4	9.3	8.0	8.1	7.7	8.8
Returned for TD	0	0	1	0	0	0	0	0
KICKOFF RETURNS	14	15	20	16	19	21	18	21
Avg Return	22.6	20.5	21.3	20.4	21.5	25.0	20.7	26.8
Returned for TD	0	0	0	0	0	0	0	2
PENALTIES	83	96	88	92	93	78	102	102
Yards Penalized	621	810	800	698	835	622	838	862
FUMBLES BY	17	17	11	18	13	19	17	16
Fumbles Lost	7	9	7	6	5	10	8	6
Opp Fumbles	19	20	13	24	16	15	18	17
Opp Fum Lost	7	11	8	11	6	10	8	8
POSS. TIME (avg)	28:13	31:17	30:38	29:42	30:48	30:12	29:29	29:14
TOUCHDOWNS	24	48	36	35	55	37	27	35
Rushing	7	20	11	8	24	14	14	9
Passing	16	27	22	26	30	22	12	24
Returns	1	1	3	1	1	1	1	2
EXTRA-PT KICKS	21/22	43/44	32/32	32/32	55/55	30/33	24/26	27/28
2-PT CONVERSIONS	0/2	3/4	4/4	2/3	0/0	3/4	1/1	2/7
FIELD GOALS/FGA	15/23	22/27	25/32	26/28	19/22	17/22	28/29	29/33
POINTS SCORED	212	403	331	326	444	309	274	328

<b>DEFENSE</b>	<b>N.E.</b>	<b>Buff.</b>	<b>N.O.</b>	<b>T.B.</b>	<b>S.F.</b>	<b>Wash.</b>	<b>Tenn.</b>	<b>Hou.</b>
POINTS ALLOWED	322	276	297	302	267	453	321	331
OPP FIRST DOWNS	273	281	273	306	288	305	294	300
Rushing	81	84	96	87	85	103	91	96
Passing	170	166	146	198	173	181	165	172
Penalty	22	31	31	21	30	21	38	32
OPP YARDS GAINED	4592	4653	4824	5343	4684	5764	5023	5075
Avg per Game	306.1	310.2	321.6	356.2	312.3	384.3	334.9	338.3
OPP RUSHING(net)	1272	1669	1903	1381	1354	1840	1638	1363
Avg per Game	84.8	111.3	126.9	92.1	90.3	122.7	109.2	90.9
Rushes	401	365	422	358	319	412	429	410
Yards per Rush	3.2	4.6	4.5	3.9	4.2	4.5	3.8	3.3
OPP PASSING(net)	3320	2984	2921	3962	3330	3924	3385	3712
Avg per Game	221.3	198.9	194.7	264.1	222.0	261.6	225.7	247.5
Passes Att.	525	499	491	559	569	530	496	515
Completed	347	330	286	368	376	340	334	351
Pct Completed	66.1	66.1	58.2	65.8	66.1	64.2	67.3	68.2
Sacked	34	50	31	44	45	38	44	39
Yards Lost	232	310	220	304	287	164	303	297
INTERCEPTED BY	9	13	14	13	19	7	4	14
Yards Returned	96	98	95	93	306	78	82	63
Returned for TD	0	1	1	1	1	0	1	0
OPP PUNT RETURNS	36	18	25	33	19	31	25	24
Avg return	10.4	13.1	5.2	11.4	10.1	8.1	11.2	6.0
OPP KICKOFF RET	17	27	12	22	32	3	30	24
Avg return	20.7	19.6	18.8	18.7	23.3	27.3	23.2	22.5
OPP TOUCHDOWNS	34	29	30	32	27	51	29	36
Rushing	11	11	10	11	9	13	10	18
Passing	19	17	18	21	17	33	17	17
Returns	4	1	2	0	1	5	2	1

**WEEK 16 / THROUGH MONDAY, DECEMBER 25, 2023**

<b>OFFENSE</b>	<b>Pitt.</b>	<b>Sea.</b>	<b>Cin.</b>	<b>K.C.</b>	<b>LA-C</b>	<b>Denv.</b>	<b>G.B.</b>	<b>Minn.</b>
GAMES (Won-Lost)	8-7	8-7	8-7	9-6	5-10	7-8	7-8	7-8
FIRST DOWNS	246	282	287	323	280	268	286	303
Rushing	93	80	73	97	75	103	82	72
Passing	134	168	187	200	182	135	180	195
Penalty	19	34	27	26	23	30	24	36
YDS GAINED (tot)	4416	4794	4831	5331	4945	4473	4971	5253
Avg per Game	294.4	319.6	322.1	355.4	329.7	298.2	331.4	350.2
RUSHING (net)	1653	1354	1240	1529	1438	1661	1604	1397
Avg per Game	110.2	90.3	82.7	101.9	95.9	110.7	106.9	93.1
Rushes	402	342	321	367	377	398	375	355
Yards per Rush	4.1	4.0	3.9	4.2	3.8	4.2	4.3	3.9
PASSING (net)	2763	3440	3591	3802	3507	2812	3367	3856
Avg per Game	184.2	229.3	239.4	253.5	233.8	187.5	224.5	257.1
Passes Att.	462	514	554	576	547	447	515	555
Completed	287	332	380	385	357	297	322	376
Pct Completed	62.1	64.6	68.6	66.8	65.3	66.4	62.5	67.7
Yards Gained	2995	3688	3884	3984	3834	3070	3601	4124
Sacked	32	37	41	25	39	45	29	39
Yards Lost	232	248	293	182	327	258	234	268
Had intercepted	9	12	13	16	8	8	11	16
Yards Opp Ret	168	39	127	200	49	23	202	221
Opp TDs on Int	0	0	1	2	1	0	0	1
PUNTS	82	58	66	52	66	69	55	52
Avg Yards	44.1	49.8	44.0	47.0	46.6	45.5	46.1	47.3
PUNT RETURNS	24	24	30	36	23	16	25	34
Avg Return	6.6	10.4	10.6	8.9	16.2	17.4	7.6	8.0
Returned for TD	0	0	1	0	1	0	0	0
KICKOFF RETURNS	22	23	15	10	16	14	29	11
Avg Return	23.1	26.0	22.9	21.8	20.1	24.5	25.5	23.6
Returned for TD	0	0	0	0	0	1	0	0
PENALTIES	80	107	72	90	75	88	100	75
Yards Penalized	718	929	584	749	672	665	819	566
FUMBLES BY	13	6	9	18	21	20	21	25
Fumbles Lost	5	4	2	10	11	13	5	14
Opp Fumbles	22	15	17	21	22	30	14	24
Opp Fum Lost	8	8	8	8	12	14	10	10
POSS. TIME (avg)	28:46	27:16	29:54	31:01	28:42	29:14	29:05	29:07
TOUCHDOWNS	26	33	35	37	36	35	38	36
Rushing	12	10	10	9	11	7	9	7
Passing	12	20	23	27	24	26	27	27
Returns	2	3	2	1	1	2	2	2
EXTRA-PT KICKS	22/23	30/30	34/34	36/36	35/35	26/28	29/33	33/35
2-PT CONVERSIONS	1/3	1/2	1/1	0/1	1/1	4/7	2/5	1/1
FIELD GOALS/FGA	25/27	30/37	24/29	25/27	24/25	27/30	24/29	21/27
POINTS SCORED	257	320	318	333	325	327	333	314

<b>DEFENSE</b>	<b>Pitt.</b>	<b>Sea.</b>	<b>Cin.</b>	<b>K.C.</b>	<b>LA-C</b>	<b>Denv.</b>	<b>G.B.</b>	<b>Minn.</b>
POINTS ALLOWED	291	352	345	265	369	377	331	299
OPP FIRST DOWNS	281	331	323	258	316	310	314	281
Rushing	87	116	118	92	96	103	115	90
Passing	164	180	183	146	190	179	171	178
Penalty	30	35	22	20	30	28	28	13
OPP YARDS GAINED	5223	5379	5751	4310	5589	5643	5293	4813
Avg per Game	348.2	358.6	383.4	287.3	372.6	376.2	352.9	320.9
OPP RUSHING(net)	1762	1944	1909	1703	1700	2116	2039	1431
Avg per Game	117.5	129.6	127.3	113.5	113.3	141.1	135.9	95.4
Rushes	414	431	410	370	406	414	452	384
Yards per Rush	4.3	4.5	4.7	4.6	4.2	5.1	4.5	3.7
OPP PASSING(net)	3461	3435	3842	2607	3889	3527	3254	3382
Avg per Game	230.7	229.0	256.1	173.8	259.3	235.1	216.9	225.5
Passes Att.	512	531	500	476	536	502	475	540
Completed	310	350	330	293	354	338	313	378
Pct Completed	60.5	65.9	66.0	61.6	66.0	67.3	65.9	70.0
Sacked	42	45	39	48	45	38	36	42
Yards Lost	267	288	227	290	313	311	221	293
INTERCEPTED BY	16	11	15	8	8	11	6	11
Yards Returned	184	177	126	69	31	85	68	112
Returned for TD	1	3	1	0	0	0	1	0
OPP PUNT RETURNS	29	30	26	19	24	29	21	23
Avg return	9.3	6.8	6.2	10.8	7.6	6.2	12.7	8.2
OPP KICKOFF RET	15	19	11	9	10	7	30	15
Avg return	26.3	21.8	18.4	26.9	19.0	20.9	22.4	23.7
OPP TOUCHDOWNS	29	40	38	30	45	43	36	30
Rushing	8	20	17	9	18	14	15	11
Passing	21	20	20	18	25	27	20	18
Returns	0	0	1	3	2	2	1	1

**WEEK 16 / THROUGH MONDAY, DECEMBER 25, 2023**

<b>OFFENSE</b>	<b>NFL/Avg</b>
GAMES (Won-Lost)	---
FIRST DOWNS	290.4
Rushing	95.4
Passing	167.6
Penalty	27.4
YDS GAINED (tot)	4975.2
Avg per Game	331.7
RUSHING (net)	1676.8
Avg per Game	111.8
Rushes	401.1
Yards per Rush	4.2
PASSING (net)	3298.3
Avg per Game	219.9
Passes Att.	510.4
Completed	328.1
Pct Completed	64.3
Yards Gained	3561.2
Sacked	39.3
Yards Lost	262.9
Had intercepted	11.8
Yards Opp Ret	153.3
Opp TDs on Int	1.3
PUNTS	62.8
Avg Yards	47.2
PUNT RETURNS	27.3
Avg Return	9.3
Returned for TD	0.2
KICKOFF RETURNS	16.1
Avg Return	22.7
Returned for TD	0.1
PENALTIES	89.1
Yards Penalized	738.8
FUMBLES BY	18.2
Fumbles Lost	8.5
Opp Fumbles	18.2
Opp Fum Lost	8.5
POSS. TIME (avg)	30:00
TOUCHDOWNS	36.2
Rushing	13.2
Passing	20.8
Returns	2.2
EXTRA POINTS(tot)	96%
Kicks Made/2Pt	55%
FIELD GOALS/FGA	25/29
POINTS SCORED	328.7

<b>DEFENSE</b>	<b>NFL/Avg</b>
POINTS ALLOWED	328.7
OPP FIRST DOWNS	290.4
Rushing	95.4
Passing	167.6
Penalty	27.4
OPP YARDS GAINED	4975.2
Avg per Game	331.7
OPP RUSHING(net)	1676.8
Avg per Game	111.8
Rushes	401.1
Yards per Rush	4.2
OPP PASSING(net)	3298.3
Avg per Game	219.9
Passes Att.	510.4
Completed	328.1
Pct Completed	64.3
Sacked	39.3
Yards Lost	262.9
INTERCEPTED BY	11.8
Yards Returned	153.3
Returned for TD	1.3
OPP PUNT RETURNS	27.3
Avg return	9.3
OPP KICKOFF RET	16.1
Avg return	22.7
OPP TOUCHDOWNS	36.2
Rushing	13.2
Passing	20.8
Returns	2.2



**WEEK 16 / THROUGH MONDAY, DECEMBER 25, 2023**

**AFC / TEAM/OFFENSE RANK**

Tm	(A)	(B)	(C)	(D)	(E)	(F)	(G)	(H)	(I)	(J)	(K)	(L)	(M)	(N)	(O)	(P)	(Q)
BAL	3	2	1	2	10	3	3	12	4	4	7t	3	16	9	14	2	9
BUF	2	3	3	3	5	2	13	1	1	1	2t	12	14	12	16	3	13
CIN	10	6	16	11	6	7	10	10	8t	7	10	4	9	16	13	11	12
CLE	7	15	4	12	9	14	15	7	7	14	6	13	5	3	6	5	6
DEN	11	10	6	4	13	10	4	14	11t	8	1	1	2	13	11	9	7
HOU	5	5	10	14	3	4	2	13	6	6	16	11	1	11	4	8	8
IND	8	9	5	8	8	9	5	9	8t	10	7t	9	4	7	8	4	14
JAC	6	7	13	16	4	6	7	4	5	9	9	6	6	5	2	7	15
KC	4	4	9	6	2	5	12	2	3	2	11t	10	12	8	9	6	4t
LV	15	13	15	15	11	13	16	8	14	12	5	5	7	1	1	12	10t
LAC	9	8	11	13	7	8	1	6	10	5	11t	2	15	10	5	10	3
MIA	1	1	2	1	1	1	8	3	2	3	14	7	3	14	10	1	10t
NE	14	14	12	10	12	15	14	11	15	15	15	16	11	6	12	16	16
NYJ	16	16	14	5	16	16	11	15	16	16	2t	8	10	4	7	15	1
PIT	12	11	7	7	15	12	6	5	13	11	13	15	8	15	15	14	4t
TEN	13	12	8	9	14	11	9	16	11t	13	4	14	13	2	3	13	2

**AFC / OPPONENT/DEFENSE RANK**

Tm	(A)	(B)	(C)	(D)	(E)	(F)	(G)	(H)	(I)	(J)	(K)	(L)	(M)	(N)	(O)	(P)	(Q)	(R)	(S)
BAL	5	2	6	12	4	1	6	6	3	3	3	15	10	11	4	1	14	1	3
BUF	7	7	8	13	5	5	8	3	7t	11	9	16	4	14	15	3	15	3	5
CIN	16	16	14	15	14	16	5	12	16	16	1t	2	2	5	1	13	12	10	15
CLE	1	1	4	7	1	2	1	4	1	1	1t	10	6	12	13	6	1	5	2
DEN	15	15	16	16	12	12	12	14	14	2	7	3	7	15	2	16	9	14	16
HOU	10	11	3	2	13	15	7	13	12	13	13t	1	9	8	10	11	6	6	6
IND	12	10	15	9	8	9	3	5	13	7	15	8	13	4	5	15	11	9	7
JAC	13	13	5	5	15	13	10	16	9	8	10	4	12	7	11	12	2	8	8
KC	2	6	10	14	3	3	14	2	2	4	5	12	15	3	7	2	3	4	4
LV	8	8	12	11	7	7	11	11	11	15	8	7	8	9	12	5	5	7	13
LAC	14	14	9	8	16	14	15	9	15	10	12	6	3	13	9	14	13	12	12
MIA	4	5	2	3	6	6	9	1	4	5	6	5	16	16	16	7	8	2	1
NE	6	4	1	1	9	8	13	15	6	6	11	11	5	10	14	10	4	16	9
NYJ	3	3	13	6	2	4	4	8	5	12	13t	14	1	1	6	8	10	15	10
PIT	11	12	11	10	11	10	2	10	7t	14	4	9	14	2	3	4	7	11	14
TEN	9	9	7	4	10	11	16	7	10	9	16	13	11	6	8	9	16	13	11

- (A) Total Yards per Game
- (B) Yards per Play
- (C) Rushing Yards per Game
- (D) Rushing Yards per Attempt
- (E) Passing Net Yards per Game
- (F) Passing Net Yards per Play
- (G) Passing, Percent Had Intercepted
- (H) Sacks per Pass Play
- (I) First Downs per Game
- (J) Third Down Efficiency
- (K) Fourth Down Efficiency
- (L) Punt Return Average
- (M) Kickoff Return Average
- (N) Gross Punting Average
- (O) Net Punting Average
- (P) Points per Game
- (Q) Field Goal Percentage
- Combined Offense/Defense Rank
- (R) Points per Game Differential
- (S) Net Yards per Game Differential

**WEEK 16 / THROUGH MONDAY, DECEMBER 25, 2023**

**NFC / TEAM/OFFENSE RANK**

Tm	(A)	(B)	(C)	(D)	(E)	(F)	(G)	(H)	(I)	(J)	(K)	(L)	(M)	(N)	(O)	(P)	(Q)
ARI	14	14	6	1	14	14	8	12	14	12	16	6	11	4	6	14	6t
ATL	8	9	5	10	12	11	11	11	7t	9	12	13	15	10	9	13	5
CAR	15	16	11	13	15	16	3	15	13	13	7	1	9	3	15	9	
CHI	11	13	1	4	13	12	16	13	10	7	11	9	6	13	16	10t	2
DAL	3	4	8	9	4	3	1	7	2	2	5t	16	9	1	1	1	1
DET	2	2	2	3	3	2	4	2	3t	5	10	4	7	14	10	3	6t
GB	9	7	10	7	11	9	7	3	11	4	8	12	3	12	13	6	10
LAR	4	3	7	6	5	4	5	1	5	8	3t	14	16	7	15	5	15
MIN	6	5	14	14	2	5	14	9	6	10	3t	10	5	8	11	10t	13
NO	7	10	12t	15	6	10	6	4	9	11	14	2	10	16	14	7	12
NYG	16	15	9	11	16	15	9	16	16	16	9	15	14	11	8	16	16
PHI	5	6	4	8	7	6	12	5	1	1	1	1	13	5	5	4	3
SF	1	1	3	2	1	1	13	6	3t	3	5t	11	8	6	4	2	8
SEA	12	8	15	12	8	8	10	10	12	15	15	3	2	3	2	9	11
TB	13	11	16	16	10	7	2	8	15	6	2	5	12	2	7	8	4
WAS	10	12	12t	5	9	13	15	14	7t	14	7	8	4	15	12	12	14

**NFC / OPPONENT/DEFENSE RANK**

Tm	(A)	(B)	(C)	(D)	(E)	(F)	(G)	(H)	(I)	(J)	(K)	(L)	(M)	(N)	(O)	(P)	(Q)	(R)	(S)
ARI	14	15	16	15	5	15	8	8	16	16	2t	9	5	13	4	15	5	13	14
ATL	3	1	8	5	4	3	13	7	2	1	5	13	7	14	16	3	16	10	6
CAR	1	3	10	6	1	6	11	14	5t	4	15	2	10	6	7	14	15	15	10
CHI	5	7	1	1	13	10	2	15	1	13	6	14	13	5	9	9	2	11	9
DAL	2	4	9	9	2	4	3	1	4	7	7	10	11	4	14	2	7	2	3
DET	8	11	3	2	12	13	6	11	9	5	12	5	3	15	13	11	8	3	2
GB	11	12	15	14	6	11	15	6	14	12	9	15	6	2	8	7	3	9	11
LAR	9	8	7	7	11	9	12	13	8	6	11	16	14	3	6	8	6	6	5
MIN	6	2	6	3	8	5	10	5	5t	10	16	8	9	10	3	5	12	8	4
NO	7	6	12	12	3	2	4	12	3	2	1	1	2	1	2	4	9	4	8
NYG	15	14	14	16	10	12	5	16	13	3	13	4	12	12	15	13	1	16	16
PHI	10	10	5	8	14	8	16	10	12	14	10	7	16	7	1	12	13	5	7
SF	4	5	2	10	7	1	1	3	7	8	8	11	8	16	12	1	11	1	1
SEA	13	9	13	13	9	7	9	2	15	15	2t	3	4	9	10	10	10	12	12
TB	12	13	4	4	16	14	7	4	11	11	4	12	1	8	11	6	4	7	13
WAS	16	16	11	11	15	16	14	9	10	9	14	6	15	11	5	16	14	14	15

- (A) Total Yards per Game
- (B) Yards per Play
- (C) Rushing Yards per Game
- (D) Rushing Yards per Attempt
- (E) Passing Net Yards per Game
- (F) Passing Net Yards per Play
- (G) Passing, Percent Had Intercepted
- (H) Sacks per Pass Play
- (I) First Downs per Game
- (J) Third Down Efficiency
- (K) Fourth Down Efficiency
- (L) Punt Return Average
- (M) Kickoff Return Average
- (N) Gross Punting Average
- (O) Net Punting Average
- (P) Points per Game
- (Q) Field Goal Percentage
- Combined Offense/Defense Rank
- (R) Points per Game Differential
- (S) Net Yards per Game Differential

**WEEK 16 / THROUGH MONDAY, DECEMBER 25, 2023**

**NFL / TEAM/OFFENSE RANK**

Tm	(A)	(B)	(C)	(D)	(E)	(F)	(G)	(H)	(I)	(J)	(K)	(L)	(M)	(N)	(O)	(P)	(Q)
BAL	5	4	1	2	21	5	4	24	8	10	15t	3	28	19	26	4	18
BUF	4	5	7	8	9	3	28	1	3	1	6t	18	25	25	31	6	23
CIN	21	14	32	25	11	18	20	20	17t	19	21t	6	14	31	25	20	21t
CLE	13	29	11	26	20	27	31	17	15	29	10	19	9	7	13	10	10
DEN	25	22	14	12	25	21	7	27	26t	20	3t	1	6	27	19	16	12
HOU	11	12	23	28	7	10	3	25	14	18	30	17	2	21	9	15	15
IND	15	18	13	18	19	20	9	19	17t	24	15t	13	8	16	16	9	25
JAC	12	15	26	31	8	14	14	10	11	23	19	8	11	12	4	13t	28
KC	9	9	20	14	4	12	25	2	7	5	24t	16	19	17	17	11t	8t
LV	29	27	31	29	23	24	32	18	29	27	9	7	12	2	2	25	19t
LAC	18	16	24	27	13	19	1	15	22	15	24t	2	27	20	11	18	4
MIA	1	2	5	1	1	2	15	5	6	9	28	10	7	29	18	1	19t
NE	28	28	25	24	24	28	29	21	30	30	29	31	16	15	23	32	32
NYJ	32	30	28	13	31	32	23	30	31	32	6t	11	15	8	15	30	2
PIT	26	25	16	17	27	23	11	12	28	25	27	29	13	30	29	28	8t
TEN	27	26	17	20	26	22	18	31	26t	28	8	25	24	4	8	27	3
ARI	24	24	9	3	29	29	16	23	24	17	32	15	23	6	10	26	13t
ATL	16	17	8	16	22	17	21	22	12t	13	21t	27	31	18	20	24	11
CAR	30	32	19	22	30	31	6	29	23	21	23	20	1	14	5	29	17
CHI	20	23	2	6	28	25	30	26	17t	11	20	22	17	24	32	21t	5
DAL	6	7	12	15	6	6	2	11	2	3	11t	32	21	1	1	2	1
DET	3	3	3	5	5	4	8	4	4t	7	18	12	18	26	21	5	13t
GB	17	11	18	10	18	15	13	6	20	6	14	26	4	23	27	11t	21t
LAR	7	6	10	9	10	7	10	3	9	12	3t	28	32	11	30	8	30
MIN	10	8	27	23	3	8	26	14	10	14	3t	23	10	13	22	21t	27
NO	14	19	21t	30	12	16	12	7	16	16	24t	5	22	32	28	13t	26
NYG	31	31	15	19	32	30	17	32	32	31	15t	30	30	22	14	31	31
PHI	8	10	6	11	14	9	22	8	1	2	1	4	29	9	7	7	6
SF	2	1	4	4	2	1	24	9	4t	4	11t	24	20	10	6	3	16
SEA	22	13	29	21	15	13	19	16	21	26	31	9	3	5	3	19	24
TB	23	20	30	32	17	11	5	13	25	8	2	14	26	3	12	17	7
WAS	19	21	21t	7	16	26	27	28	12t	22	13	21	5	28	24	23	29

Team/Offense Rank

- (A) Total Yards per Game
- (B) Yards per Play
- (C) Rushing Yards per Game
- (D) Rushing Yards per Attempt
- (E) Passing Net Yards per Game
- (F) Passing Net Yards per Play
- (G) Passing, Percent Had Intercepted
- (H) Sacks per Pass Play
- (I) First Downs per Game
- (J) Third Down Efficiency
- (K) Fourth Down Efficiency
- (L) Punt Return Average
- (M) Kickoff Return Average
- (N) Gross Punting Average
- (O) Net Punting Average
- (P) Points per Game
- (Q) Field Goal Percentage

**WEEK 16 / THROUGH MONDAY, DECEMBER 25, 2023**

**NFL / OPPONENT/DEFENSE RANK**

Tm	(A)	(B)	(C)	(D)	(E)	(F)	(G)	(H)	(I)	(J)	(K)	(L)	(M)	(N)	(O)	(P)	(Q)	(R)	(S)
BAL	6	2	12	22	6	1	10	6	4	5	3	28	16	16	6	1	27	2	4
BUF	10	12	16	27	9	6	13	3	11t	16	18	31	6	29	27	4	30	5	8
CIN	31	32	26	29	28	32	7	16	30	28	1t	3	2	8	3	21t	24	20	30
CLE	1	1	10	12	1	2	1	4	1	1	1t	18	9	19	21	12	1	8t	3
DEN	30	31	31	32	24	25	20	20	25t	2	14	4	10	30	4	29	19	26	31
HOU	19	18	6	2	26	30	12	19	21	19	25t	2	15	12	16	17t	13	16	14
IND	22	17	28	17	14	18	5	5	22	9	29	16	26	6	7	28	21	19	16
JAC	25	25	11	10	29	26	16	29	15t	10	19	6	25	11	17	20	5	18	18
KC	2	6	18	28	3	3	25	2	2	6	10t	23	28	4	10	2	6	6	6
LV	16	13	22	21	11	11	17	14	19	25	17	15	14	14	18	8	9	17	26
LAC	29	28	17	15	30	29	28	11	29	15	24	10	5	28	15	26	25t	24	25
MIA	4	5	5	6	10	7	15	1	5t	7	12	9	31	32	31	13	17t	4	1
NE	8	4	2	1	15	14	24	26	8t	8	22	22	8	15	23	16	7t	28	19
NYJ	3	3	24	11	2	4	6	9	7	17	25t	25	1	1	8	14	20	27	21
PIT	21	23	20	20	21	20	4	12	11t	22	4	17	27	3	5	7	15	23	27
TEN	17	15	14	7	18	21	32	8	18	14	30t	24	18	10	11	15	32	25	24
ARI	27	29	32	30	12	28	19	22	32	32	6t	19	12	25	12	31	10	29	28
ATL	9	7	15	9	8	9	27	21	5t	3	9	27	17	26	32	6	31	15	11
CAR	5	9	21	13	4	13	23	30	11t	12	30t	5	21	17	19	30	29	31	17
CHI	12	16	1	3	25	19	3	31	3	29	10t	29	24	13	22	21t	3	21	15
DAL	7	10	19	18	5	10	8	7	10	20	13	20	22	9	29	5	12	3	7
DET	15	22	4	4	23	24	14	25	20	13	23	11	7	27	28	24	14	7	5
GB	23	24	30	26	13	22	30	18	28	27	16	30	13	5	20	17t	4	14	20
LAR	18	19	13	14	22	17	26	28	17	18	21	32	29	7	14	19	11	11	10
MIN	13	8	9	5	17	12	22	17	11t	24	32	14	20	22	9	10	23	13	9
NO	14	14	25	24	7	8	9	27	8t	4	5	1	4	2	2	9	16	8t	13
NYG	28	27	29	31	20	23	11	32	27	11	27	8	23	24	30	27	2	32	32
PHI	20	21	8	16	27	16	31	24	25t	30	20	13	32	18	1	25	25t	10	12
SF	11	11	3	19	16	5	2	13	15t	21	15	21	19	31	26	3	22	1	2
SEA	26	20	27	25	19	15	21	10	31	31	6t	7	11	21	24	23	17t	22	22
TB	24	26	7	8	32	27	18	15	24	26	8	26	3	20	25	11	7t	12	23
WAS	32	30	23	23	31	31	29	23	23	23	28	12	30	23	13	32	28	30	29

**Opponent/Defense Rank**

- (A) Total Yards per Game
  - (B) Yards per Play
  - (C) Rushing Yards per Game
  - (D) Rushing Yards per Attempt
  - (E) Passing Net Yards per Game
  - (F) Passing Net Yards per Play
  - (G) Passing, Percent Had Intercepted
  - (H) Sacks per Pass Play
  - (I) First Downs per Game
  - (J) Third Down Efficiency
  - (K) Fourth Down Efficiency
  - (L) Punt Return Average
  - (M) Kickoff Return Average
  - (N) Gross Punting Average
  - (O) Net Punting Average
  - (P) Points per Game
  - (Q) Field Goal Percentage
- Combined Offense/Defense Rank**
- (R) Points per Game Differential
  - (S) Net Yards per Game Differential

**WEEK 16 / THROUGH MONDAY, DECEMBER 25, 2023****AFC / TOTAL OFFENSE**

Rank	Team	Total	Rushing	Passing	Total	Rushing	Passing
1)	Miami	6172	2046	4126	411.5	136.4	275.1
2)	Buffalo	5612	1957	3655	374.1	130.5	243.7
3)	Baltimore	5581	2395	3186	372.1	159.7	212.4
4)	Kansas City	5331	1529	3802	355.4	101.9	253.5
5)	Houston	5202	1476	3726	346.8	98.4	248.4
6)	Jacksonville	5093	1409	3684	339.5	93.9	245.6
7)	Cleveland	5038	1786	3252	335.9	119.1	216.8
8)	Indianapolis	5016	1698	3318	334.4	113.2	221.2
9)	L.A. Chargers	4945	1438	3507	329.7	95.9	233.8
10)	Cincinnati	4831	1240	3591	322.1	82.7	239.4
11)	Denver	4473	1661	2812	298.2	110.7	187.5
12)	Pittsburgh	4416	1653	2763	294.4	110.2	184.2
13)	Tennessee	4399	1618	2781	293.3	107.9	185.4
14)	New England	4283	1436	2847	285.5	95.7	189.8
15)	Las Vegas	4193	1329	2864	279.5	88.6	190.9
16)	N.Y. Jets	3952	1355	2597	263.5	90.3	173.1

**AFC / TOTAL DEFENSE**

Rank	Team	Total	Rushing	Passing	Total	Rushing	Passing
1)	Cleveland	3905	1503	2402	260.3	100.2	160.1
2)	Kansas City	4310	1703	2607	287.3	113.5	173.8
3)	N.Y. Jets	4422	1893	2529	294.8	126.2	168.6
4)	Miami	4447	1362	3085	296.5	90.8	205.7
5)	Baltimore	4459	1551	2908	297.3	103.4	193.9
6)	New England	4592	1272	3320	306.1	84.8	221.3
7)	Buffalo	4653	1669	2984	310.2	111.3	198.9
8)	Las Vegas	4990	1833	3157	332.7	122.2	210.5
9)	Tennessee	5023	1638	3385	334.9	109.2	225.7
10)	Houston	5075	1363	3712	338.3	90.9	247.5
11)	Pittsburgh	5223	1762	3461	348.2	117.5	230.7
12)	Indianapolis	5271	1961	3310	351.4	130.7	220.7
13)	Jacksonville	5377	1520	3857	358.5	101.3	257.1
14)	L.A. Chargers	5589	1700	3889	372.6	113.3	259.3
15)	Denver	5643	2116	3527	376.2	141.1	235.1
16)	Cincinnati	5751	1909	3842	383.4	127.3	256.1

**WEEK 16 / THROUGH MONDAY, DECEMBER 25, 2023****NFC / TOTAL OFFENSE**

Rank	Team	Total	Rushing	Passing	Total	Rushing	Passing
1)	San Francisco	6065	2080	3985	404.3	138.7	265.7
2)	Detroit	5911	2116	3795	394.1	141.1	253.0
3)	Dallas	5493	1728	3765	366.2	115.2	251.0
4)	L.A. Rams	5459	1831	3628	363.9	122.1	241.9
5)	Philadelphia	5450	1966	3484	363.3	131.1	232.3
6)	Minnesota	5253	1397	3856	350.2	93.1	257.1
7)	New Orleans	5022	1480	3542	334.8	98.7	236.1
8)	Atlanta	4987	1947	3040	332.5	129.8	202.7
9)	Green Bay	4971	1604	3367	331.4	106.9	224.5
10)	Washington	4912	1480	3432	327.5	98.7	228.8
11)	Chicago	4871	2132	2739	324.7	142.1	182.6
12)	Seattle	4794	1354	3440	319.6	90.3	229.3
13)	Tampa Bay	4744	1339	3405	316.3	89.3	227.0
14)	Arizona	4594	1938	2656	306.3	129.2	177.1
15)	Carolina	4187	1581	2606	279.1	105.4	173.7
16)	N.Y. Giants	3956	1660	2296	263.7	110.7	153.1

**NFC / TOTAL DEFENSE**

Rank	Team	Total	Rushing	Passing	Total	Rushing	Passing
1)	Carolina	4452	1813	2639	296.8	120.9	175.9
2)	Dallas	4495	1735	2760	299.7	115.7	184.0
3)	Atlanta	4626	1663	2963	308.4	110.9	197.5
4)	San Francisco	4684	1354	3330	312.3	90.3	222.0
5)	Chicago	4772	1210	3562	318.1	80.7	237.5
6)	Minnesota	4813	1431	3382	320.9	95.4	225.5
7)	New Orleans	4824	1903	2921	321.6	126.9	194.7
8)	Detroit	4882	1359	3523	325.5	90.6	234.9
9)	L.A. Rams	5055	1586	3469	337.0	105.7	231.3
10)	Philadelphia	5190	1428	3762	346.0	95.2	250.8
11)	Green Bay	5293	2039	3254	352.9	135.9	216.9
12)	Tampa Bay	5343	1381	3962	356.2	92.1	264.1
13)	Seattle	5379	1944	3435	358.6	129.6	229.0
14)	Arizona	5445	2205	3240	363.0	147.0	216.0
15)	N.Y. Giants	5459	2013	3446	363.9	134.2	229.7
16)	Washington	5764	1840	3924	384.3	122.7	261.6

**WEEK 16 / THROUGH MONDAY, DECEMBER 25, 2023****NFL / TOTAL OFFENSE**

Rank	Team	Total	Rushing	Passing	Total	Rushing	Passing
1)	Miami	6172	2046	4126	411.5	136.4	275.1
2)	San Francisco	6065	2080	3985	404.3	138.7	265.7
3)	Detroit	5911	2116	3795	394.1	141.1	253.0
4)	Buffalo	5612	1957	3655	374.1	130.5	243.7
5)	Baltimore	5581	2395	3186	372.1	159.7	212.4
6)	Dallas	5493	1728	3765	366.2	115.2	251.0
7)	L.A. Rams	5459	1831	3628	363.9	122.1	241.9
8)	Philadelphia	5450	1966	3484	363.3	131.1	232.3
9)	Kansas City	5331	1529	3802	355.4	101.9	253.5
10)	Minnesota	5253	1397	3856	350.2	93.1	257.1
11)	Houston	5202	1476	3726	346.8	98.4	248.4
12)	Jacksonville	5093	1409	3684	339.5	93.9	245.6
13)	Cleveland	5038	1786	3252	335.9	119.1	216.8
14)	New Orleans	5022	1480	3542	334.8	98.7	236.1
15)	Indianapolis	5016	1698	3318	334.4	113.2	221.2
16)	Atlanta	4987	1947	3040	332.5	129.8	202.7
17)	Green Bay	4971	1604	3367	331.4	106.9	224.5
18)	L.A. Chargers	4945	1438	3507	329.7	95.9	233.8
19)	Washington	4912	1480	3432	327.5	98.7	228.8
20)	Chicago	4871	2132	2739	324.7	142.1	182.6
21)	Cincinnati	4831	1240	3591	322.1	82.7	239.4
22)	Seattle	4794	1354	3440	319.6	90.3	229.3
23)	Tampa Bay	4744	1339	3405	316.3	89.3	227.0
24)	Arizona	4594	1938	2656	306.3	129.2	177.1
25)	Denver	4473	1661	2812	298.2	110.7	187.5
26)	Pittsburgh	4416	1653	2763	294.4	110.2	184.2
27)	Tennessee	4399	1618	2781	293.3	107.9	185.4
28)	New England	4283	1436	2847	285.5	95.7	189.8
29)	Las Vegas	4193	1329	2864	279.5	88.6	190.9
30)	Carolina	4187	1581	2606	279.1	105.4	173.7
31)	N.Y. Giants	3956	1660	2296	263.7	110.7	153.1
32)	N.Y. Jets	3952	1355	2597	263.5	90.3	173.1

**NFL / TOTAL DEFENSE**

Rank	Team	Total	Rushing	Passing	Total	Rushing	Passing
1)	Cleveland	3905	1503	2402	260.3	100.2	160.1
2)	Kansas City	4310	1703	2607	287.3	113.5	173.8
3)	N.Y. Jets	4422	1893	2529	294.8	126.2	168.6
4)	Miami	4447	1362	3085	296.5	90.8	205.7
5)	Carolina	4452	1813	2639	296.8	120.9	175.9
6)	Baltimore	4459	1551	2908	297.3	103.4	193.9
7)	Dallas	4495	1735	2760	299.7	115.7	184.0
8)	New England	4592	1272	3320	306.1	84.8	221.3
9)	Atlanta	4626	1663	2963	308.4	110.9	197.5
10)	Buffalo	4653	1669	2984	310.2	111.3	198.9
11)	San Francisco	4684	1354	3330	312.3	90.3	222.0
12)	Chicago	4772	1210	3562	318.1	80.7	237.5
13)	Minnesota	4813	1431	3382	320.9	95.4	225.5
14)	New Orleans	4824	1903	2921	321.6	126.9	194.7
15)	Detroit	4882	1359	3523	325.5	90.6	234.9
16)	Las Vegas	4990	1833	3157	332.7	122.2	210.5
17)	Tennessee	5023	1638	3385	334.9	109.2	225.7
18)	L.A. Rams	5055	1586	3469	337.0	105.7	231.3
19)	Houston	5075	1363	3712	338.3	90.9	247.5
20)	Philadelphia	5190	1428	3762	346.0	95.2	250.8
21)	Pittsburgh	5223	1762	3461	348.2	117.5	230.7
22)	Indianapolis	5271	1961	3310	351.4	130.7	220.7
23)	Green Bay	5293	2039	3254	352.9	135.9	216.9
24)	Tampa Bay	5343	1381	3962	356.2	92.1	264.1
25)	Jacksonville	5377	1520	3857	358.5	101.3	257.1
26)	Seattle	5379	1944	3435	358.6	129.6	229.0
27)	Arizona	5445	2205	3240	363.0	147.0	216.0
28)	N.Y. Giants	5459	2013	3446	363.9	134.2	229.7
29)	L.A. Chargers	5589	1700	3889	372.6	113.3	259.3
30)	Denver	5643	2116	3527	376.2	141.1	235.1
31)	Cincinnati	5751	1909	3842	383.4	127.3	256.1
32)	Washington	5764	1840	3924	384.3	122.7	261.6

**WEEK 16 / THROUGH MONDAY, DECEMBER 25, 2023**

**AFC / TAKEAWAYS, GIVEAWAYS**

Rank	Team	TAKEAWAYS			GIVEAWAYS			Net Diff
		Int	Fum	Total	Int	Fum	Total	
1t)	Baltimore	16	10	26	7	9	16	= +10
1t)	Pittsburgh	16	8	24	9	5	14	= +10
3t)	Cincinnati	15	8	23	13	2	15	= +8
3t)	Houston	14	8	22	8	6	14	= +8
5)	Denver	11	14	25	8	13	21	= +4
6t)	Indianapolis	15	9	24	10	11	21	= +3
6t)	Miami	13	10	23	11	9	20	= +3
8)	L.A. Chargers	8	12	20	8	11	19	= +1
9)	Buffalo	13	11	24	15	9	24	= 0
10t)	Jacksonville	14	11	25	12	16	28	= -3
10t)	Las Vegas	12	9	21	18	6	24	= -3
12)	Tennessee	4	8	12	10	8	18	= -6
13t)	Cleveland	16	9	25	20	12	32	= -7
13t)	New England	9	7	16	16	7	23	= -7
15)	N.Y. Jets	14	8	22	14	16	30	= -8
16)	Kansas City	8	8	16	16	10	26	= -10
<b>Totals</b>		<b>198</b>	<b>150</b>	<b>348</b>	<b>195</b>	<b>150</b>	<b>345</b>	<b>= +3</b>

**NFC / TAKEAWAYS, GIVEAWAYS**

Rank	Team	TAKEAWAYS			GIVEAWAYS			Net Diff
		Int	Fum	Total	Int	Fum	Total	
1)	Tampa Bay	13	11	24	8	6	14	= +10
2t)	Dallas	13	8	21	8	5	13	= +8
2t)	San Francisco	19	6	25	12	5	17	= +8
4)	N.Y. Giants	14	10	24	10	7	17	= +7
5)	New Orleans	14	8	22	11	7	18	= +4
6)	Seattle	11	8	19	12	4	16	= +3
7)	Green Bay	6	10	16	11	5	16	= 0
8t)	Arizona	10	6	16	11	6	17	= -1
8t)	L.A. Rams	9	4	13	10	4	14	= -1
10t)	Chicago	18	5	23	15	10	25	= -2
10t)	Detroit	13	6	19	10	11	21	= -2
12)	Atlanta	8	8	16	11	10	21	= -5
13)	Carolina	8	3	11	9	8	17	= -6
14)	Philadelphia	7	9	16	13	10	23	= -7
15)	Minnesota	11	10	21	16	14	30	= -9
16)	Washington	7	10	17	17	10	27	= -10
<b>Totals</b>		<b>181</b>	<b>122</b>	<b>303</b>	<b>184</b>	<b>122</b>	<b>306</b>	<b>= -3</b>

**NFL / TAKEAWAYS, GIVEAWAYS**

Rank	Team	TAKEAWAYS			GIVEAWAYS			Net Diff
		Int	Fum	Total	Int	Fum	Total	
1t)	Baltimore	16	10	26	7	9	16	= +10
1t)	Pittsburgh	16	8	24	9	5	14	= +10
1t)	Tampa Bay	13	11	24	8	6	14	= +10
4t)	Cincinnati	15	8	23	13	2	15	= +8
4t)	Houston	14	8	22	8	6	14	= +8
4t)	Dallas	13	8	21	8	5	13	= +8
4t)	San Francisco	19	6	25	12	5	17	= +8
8)	N.Y. Giants	14	10	24	10	7	17	= +7
9t)	Denver	11	14	25	8	13	21	= +4
9t)	New Orleans	14	8	22	11	7	18	= +4
11t)	Indianapolis	15	9	24	10	11	21	= +3
11t)	Miami	13	10	23	11	9	20	= +3
11t)	Seattle	11	8	19	12	4	16	= +3
14)	L.A. Chargers	8	12	20	8	11	19	= +1
15t)	Buffalo	13	11	24	15	9	24	= 0
15t)	Green Bay	6	10	16	11	5	16	= 0
17t)	Arizona	10	6	16	11	6	17	= -1
17t)	L.A. Rams	9	4	13	10	4	14	= -1
19t)	Chicago	18	5	23	15	10	25	= -2
19t)	Detroit	13	6	19	10	11	21	= -2
21t)	Jacksonville	14	11	25	12	16	28	= -3
21t)	Las Vegas	12	9	21	18	6	24	= -3
23)	Atlanta	8	8	16	11	10	21	= -5
24t)	Tennessee	4	8	12	10	8	18	= -6
24t)	Carolina	8	3	11	9	8	17	= -6
26t)	Cleveland	16	9	25	20	12	32	= -7
26t)	New England	9	7	16	16	7	23	= -7
26t)	Philadelphia	7	9	16	13	10	23	= -7
29)	N.Y. Jets	14	8	22	14	16	30	= -8
30)	Minnesota	11	10	21	16	14	30	= -9
31t)	Kansas City	8	8	16	16	10	26	= -10
31t)	Washington	7	10	17	17	10	27	= -10
<b>Totals</b>		<b>379</b>	<b>272</b>	<b>651</b>	<b>379</b>	<b>272</b>	<b>651</b>	<b>= 0</b>



**WEEK 16 / THROUGH MONDAY, DECEMBER 25, 2023****AFC / TEAM/OFFENSE INSIDE THE 20**

Rank	Team	Poss	Pts	TD	TD%	FG	Score	Score%
1)	Buffalo	55	302	37	67.3	14	51	92.7
2)	Miami	54	276	35	64.8	11	46	85.2
3)	L.A. Chargers	43	223	27	62.8	11	38	88.4
4)	Baltimore	62	326	37	59.7	22	59	95.2
5)	New England	33	154	19	57.6	8	27	81.8
6)	Cincinnati	44	211	25	56.8	12	37	84.1
7)	Kansas City	57	268	32	56.1	15	47	82.5
8)	Cleveland	45	225	25	55.6	16	41	91.1
9)	Jacksonville	44	191	24	54.5	8	32	72.7
10)	Houston	48	231	26	54.2	17	43	89.6
11)	Indianapolis	51	236	27	52.9	16	43	84.3
12)	Denver	54	258	28	51.9	21	49	90.7
13)	Pittsburgh	33	151	16	48.5	13	29	87.9
14)	Las Vegas	41	175	19	46.3	14	33	80.5
15)	Tennessee	44	199	20	45.5	20	40	90.9
16)	N.Y. Jets	34	139	12	35.3	18	30	88.2

**AFC / OPPONENTS/DEFENSE INSIDE THE 20**

Rank	Team	Poss	Pts	TD	TD%	FG	Score	Score%
1)	Tennessee	55	236	21	38.2	30	51	92.7
2)	Baltimore	44	173	17	38.6	18	35	79.5
3)	Pittsburgh	46	193	21	45.7	14	35	76.1
4)	N.Y. Jets	43	202	21	48.8	18	39	90.7
5)	New England	45	201	22	48.9	15	37	82.2
6)	Cincinnati	57	255	30	52.6	15	45	78.9
7)	Jacksonville	49	227	26	53.1	15	41	83.7
8)	Indianapolis	47	226	25	53.2	18	43	91.5
9)	Buffalo	45	202	24	53.3	13	37	82.2
10)	Kansas City	43	199	23	53.5	12	35	81.4
11)	Houston	50	236	28	56.0	13	41	82.0
12)	L.A. Chargers	48	222	27	56.3	12	39	81.3
13)	Denver	55	270	32	58.2	16	48	87.3
14)	Las Vegas	43	217	27	62.8	10	37	86.0
15)	Miami	44	231	28	63.6	11	39	88.6
16)	Cleveland	37	209	26	70.3	9	35	94.6

**WEEK 16 / THROUGH MONDAY, DECEMBER 25, 2023****NFC / TEAM/OFFENSE INSIDE THE 20**

Rank	Team	Poss	Pts	TD	TD%	FG	Score	Score%
1)	San Francisco	58	312	39	67.2	13	52	89.7
2)	Arizona	34	174	22	64.7	8	30	88.2
3)	Washington	45	230	29	64.4	9	38	84.4
4)	Detroit	56	287	36	64.3	12	48	85.7
5)	L.A. Rams	49	259	29	59.2	19	48	98.0
6)	Philadelphia	56	273	33	58.9	15	48	85.7
7)	Chicago	42	210	24	57.1	15	39	92.9
8)	Dallas	62	299	34	54.8	20	54	87.1
9)	New Orleans	51	234	27	52.9	14	41	80.4
10)	Green Bay	56	251	29	51.8	17	46	82.1
11)	Carolina	36	165	18	50.0	13	31	86.1
12)	Minnesota	47	209	23	48.9	16	39	83.0
13)	Tampa Bay	45	205	22	48.9	17	39	86.7
14)	Atlanta	43	191	21	48.8	15	36	83.7
15)	Seattle	48	215	23	47.9	18	41	85.4
16)	N.Y. Giants	35	140	16	45.7	10	26	74.3

**NFC / OPPONENTS/DEFENSE INSIDE THE 20**

Rank	Team	Poss	Pts	TD	TD%	FG	Score	Score%
1)	Atlanta	42	175	16	38.1	21	37	88.1
2)	Tampa Bay	51	214	22	43.1	20	42	82.4
3)	San Francisco	39	176	20	51.3	13	33	84.6
4)	New Orleans	44	209	23	52.3	16	39	88.6
5)	Minnesota	42	199	22	52.4	15	37	88.1
6)	L.A. Rams	43	206	23	53.5	15	38	88.4
7)	Green Bay	52	250	28	53.8	19	47	90.4
8)	Washington	47	229	26	55.3	16	42	89.4
9)	Dallas	42	199	24	57.1	11	35	83.3
10)	N.Y. Giants	54	265	32	59.3	14	46	85.2
11)	Arizona	66	327	40	60.6	16	56	84.8
12)	Seattle	46	247	30	65.2	12	42	91.3
13)	Detroit	50	277	34	68.0	14	48	96.0
14)	Philadelphia	47	248	32	68.1	8	40	85.1
15)	Carolina	49	274	35	71.4	10	45	91.8
16)	Chicago	40	225	29	72.5	8	37	92.5

**WEEK 16 / THROUGH MONDAY, DECEMBER 25, 2023**

**NFL / TEAM/OFFENSE INSIDE THE 20**

Rank	Team	Poss	Pts	TD	TD%	FG	Score	Score%
1)	Buffalo	55	302	37	67.3	14	51	92.7
2)	San Francisco	58	312	39	67.2	13	52	89.7
3)	Miami	54	276	35	64.8	11	46	85.2
4)	Arizona	34	174	22	64.7	8	30	88.2
5)	Washington	45	230	29	64.4	9	38	84.4
6)	Detroit	56	287	36	64.3	12	48	85.7
7)	L.A. Chargers	43	223	27	62.8	11	38	88.4
8)	Baltimore	62	326	37	59.7	22	59	95.2
9)	L.A. Rams	49	259	29	59.2	19	48	98.0
10)	Philadelphia	56	273	33	58.9	15	48	85.7
11)	New England	33	154	19	57.6	8	27	81.8
12)	Chicago	42	210	24	57.1	15	39	92.9
13)	Cincinnati	44	211	25	56.8	12	37	84.1
14)	Kansas City	57	268	32	56.1	15	47	82.5
15)	Cleveland	45	225	25	55.6	16	41	91.1
16)	Dallas	62	299	34	54.8	20	54	87.1
17)	Jacksonville	44	191	24	54.5	8	32	72.7
18)	Houston	48	231	26	54.2	17	43	89.6
19t)	Indianapolis	51	236	27	52.9	16	43	84.3
19t)	New Orleans	51	234	27	52.9	14	41	80.4
21)	Denver	54	258	28	51.9	21	49	90.7
22)	Green Bay	56	251	29	51.8	17	46	82.1
23)	Carolina	36	165	18	50.0	13	31	86.1
24)	Minnesota	47	209	23	48.9	16	39	83.0
25)	Tampa Bay	45	205	22	48.9	17	39	86.7
26)	Atlanta	43	191	21	48.8	15	36	83.7
27)	Pittsburgh	33	151	16	48.5	13	29	87.9
28)	Seattle	48	215	23	47.9	18	41	85.4
29)	Las Vegas	41	175	19	46.3	14	33	80.5
30)	N.Y. Giants	35	140	16	45.7	10	26	74.3
31)	Tennessee	44	199	20	45.5	20	40	90.9
32)	N.Y. Jets	34	139	12	35.3	18	30	88.2

**NFL / OPPONENTS/DEFENSE INSIDE THE 20**

Rank	Team	Poss	Pts	TD	TD%	FG	Score	Score%
1)	Atlanta	42	175	16	38.1	21	37	88.1
2)	Tennessee	55	236	21	38.2	30	51	92.7
3)	Baltimore	44	173	17	38.6	18	35	79.5
4)	Tampa Bay	51	214	22	43.1	20	42	82.4
5)	Pittsburgh	46	193	21	45.7	14	35	76.1
6)	N.Y. Jets	43	202	21	48.8	18	39	90.7
7)	New England	45	201	22	48.9	15	37	82.2
8)	San Francisco	39	176	20	51.3	13	33	84.6
9)	New Orleans	44	209	23	52.3	16	39	88.6
10)	Minnesota	42	199	22	52.4	15	37	88.1
11)	Cincinnati	57	255	30	52.6	15	45	78.9
12)	Jacksonville	49	227	26	53.1	15	41	83.7
13)	Indianapolis	47	226	25	53.2	18	43	91.5
14)	Buffalo	45	202	24	53.3	13	37	82.2
15t)	Kansas City	43	199	23	53.5	12	35	81.4
15t)	L.A. Rams	43	206	23	53.5	15	38	88.4
17)	Green Bay	52	250	28	53.8	19	47	90.4
18)	Washington	47	229	26	55.3	16	42	89.4
19)	Houston	50	236	28	56.0	13	41	82.0
20)	L.A. Chargers	48	222	27	56.3	12	39	81.3
21)	Dallas	42	199	24	57.1	11	35	83.3
22)	Denver	55	270	32	58.2	16	48	87.3
23)	N.Y. Giants	54	265	32	59.3	14	46	85.2
24)	Arizona	66	327	40	60.6	16	56	84.8
25)	Las Vegas	43	217	27	62.8	10	37	86.0
26)	Miami	44	231	28	63.6	11	39	88.6
27)	Seattle	46	247	30	65.2	12	42	91.3
28)	Detroit	50	277	34	68.0	14	48	96.0
29)	Philadelphia	47	248	32	68.1	8	40	85.1
30)	Cleveland	37	209	26	70.3	9	35	94.6
31)	Carolina	49	274	35	71.4	10	45	91.8
32)	Chicago	40	225	29	72.5	8	37	92.5

**WEEK 16 / THROUGH MONDAY, DECEMBER 25, 2023**

**AFC / OFFENSE/TEAMS: FIRST DOWNS, THIRD DOWNS, FOURTH DOWNS**

Rank	Team	FIRST DOWNS				THIRD DOWNS			FOURTH DOWNS		
		Total	Rush	Pass	Pen	Made	Att	Pct	Made	Att	Pct
1)	Buffalo	336	137	177	22	93	189	49.2	8	13	61.5
2)	Miami	324	102	201	21	75	177	42.4	9	21	42.9
3)	Kansas City	323	97	200	26	87	192	45.3	8	18	44.4
4)	Baltimore	322	132	156	34	79	187	42.2	6	12	50.0
5)	Jacksonville	300	87	178	35	72	198	36.4	12	25	48.0
6)	Houston	293	72	193	28	80	208	38.5	8	20	40.0
7)	Cleveland	292	107	156	29	73	232	31.5	17	30	56.7
8t)	Cincinnati	287	73	187	27	71	190	37.4	8	17	47.1
8t)	Indianapolis	287	94	165	28	75	208	36.1	15	30	50.0
10)	L.A. Chargers	280	75	182	23	82	207	39.6	12	27	44.4
11t)	Denver	268	103	135	30	70	191	36.6	10	16	62.5
11t)	Tennessee	268	92	141	35	64	189	33.9	9	15	60.0
13)	Pittsburgh	246	93	134	19	73	204	35.8	7	16	43.8
14)	Las Vegas	244	69	151	24	65	188	34.6	12	21	57.1
15)	New England	239	83	142	14	62	198	31.3	9	22	40.9
16)	N.Y. Jets	230	62	143	25	52	204	25.5	16	26	61.5
	<b>Totals</b>	<b>4539</b>	<b>1478</b>	<b>2641</b>	<b>420</b>	<b>1173</b>	<b>3162</b>	<b>37.1</b>	<b>166</b>	<b>329</b>	<b>50.5</b>

**AFC / DEFENSE/OPPONENTS: FIRST DOWNS, THIRD DOWNS, FOURTH DOWNS**

Rank	Team	FIRST DOWNS				THIRD DOWNS			FOURTH DOWNS		
		Total	Rush	Pass	Pen	Made	Att	Pct	Made	Att	Pct
1)	Cleveland	214	71	116	27	58	202	28.7	5	13	38.5
2)	Kansas City	258	92	146	20	68	189	36.0	10	22	45.5
3)	Baltimore	270	82	154	34	79	220	35.9	11	28	39.3
4)	Miami	271	90	157	24	71	194	36.6	12	26	46.2
5)	N.Y. Jets	272	99	138	35	84	218	38.5	7	12	58.3
6)	New England	273	81	170	22	76	207	36.7	10	18	55.6
7t)	Buffalo	281	84	166	31	75	195	38.5	10	19	52.6
7t)	Pittsburgh	281	87	164	30	84	211	39.8	7	17	41.2
9)	Jacksonville	288	89	183	16	77	206	37.4	18	34	52.9
10)	Tennessee	294	91	165	38	78	206	37.9	12	18	66.7
11)	Las Vegas	297	104	168	25	84	202	41.6	11	22	50.0
12)	Houston	300	96	172	32	79	204	38.7	14	24	58.3
13)	Indianapolis	304	114	163	27	79	212	37.3	15	23	65.2
14)	Denver	310	103	179	28	58	178	32.6	15	32	46.9
15)	L.A. Chargers	316	96	190	30	76	199	38.2	17	30	56.7
16)	Cincinnati	323	118	183	22	82	190	43.2	5	13	38.5
	<b>Totals</b>	<b>4552</b>	<b>1497</b>	<b>2614</b>	<b>441</b>	<b>1208</b>	<b>3233</b>	<b>37.4</b>	<b>179</b>	<b>351</b>	<b>51.0</b>

**WEEK 16 / THROUGH MONDAY, DECEMBER 25, 2023**

**NFC / OFFENSE/TEAMS: FIRST DOWNS, THIRD DOWNS, FOURTH DOWNS**

Rank	Team	FIRST DOWNS				THIRD DOWNS			FOURTH DOWNS		
		Total	Rush	Pass	Pen	Made	Att	Pct	Made	Att	Pct
1)	Philadelphia	341	135	177	29	99	203	48.8	18	24	75.0
2)	Dallas	337	103	194	40	98	206	47.6	12	22	54.5
3t)	Detroit	335	112	201	22	88	202	43.6	17	35	48.6
3t)	San Francisco	335	126	183	26	76	160	47.5	6	11	54.5
5)	L.A. Rams	310	96	181	33	84	203	41.4	10	16	62.5
6)	Minnesota	303	72	195	36	80	200	40.0	15	24	62.5
7t)	Atlanta	297	110	165	22	82	201	40.8	8	17	47.1
7t)	Washington	297	91	175	31	72	197	36.5	13	24	54.2
9)	New Orleans	290	94	173	23	80	207	38.6	8	18	44.4
10)	Chicago	287	123	149	15	89	211	42.2	11	23	47.8
11)	Green Bay	286	82	180	24	89	199	44.7	12	23	52.2
12)	Seattle	282	80	168	34	66	186	35.5	6	16	37.5
13)	Carolina	279	101	143	35	82	224	36.6	18	40	45.0
14)	Arizona	274	100	146	28	78	202	38.6	11	30	36.7
15)	Tampa Bay	273	70	172	31	90	212	42.5	11	17	64.7
16)	N.Y. Giants	228	81	120	27	64	218	29.4	17	34	50.0
	<b>Totals</b>	<b>4754</b>	<b>1576</b>	<b>2722</b>	<b>456</b>	<b>1317</b>	<b>3231</b>	<b>40.8</b>	<b>193</b>	<b>374</b>	<b>51.6</b>

**NFC / DEFENSE/OPPONENTS: FIRST DOWNS, THIRD DOWNS, FOURTH DOWNS**

Rank	Team	FIRST DOWNS				THIRD DOWNS			FOURTH DOWNS		
		Total	Rush	Pass	Pen	Made	Att	Pct	Made	Att	Pct
1)	Chicago	268	70	177	21	87	199	43.7	10	22	45.5
2)	Atlanta	271	83	158	30	68	202	33.7	9	20	45.0
3)	New Orleans	273	96	146	31	72	207	34.8	10	24	41.7
4)	Dallas	278	98	143	37	73	188	38.8	14	30	46.7
5t)	Carolina	281	108	147	26	71	189	37.6	6	9	66.7
5t)	Minnesota	281	90	178	13	86	209	41.1	16	22	72.7
7)	San Francisco	288	85	173	30	76	191	39.8	11	23	47.8
8)	L.A. Rams	292	92	175	25	78	202	38.6	14	26	53.8
9)	Detroit	298	81	182	35	66	175	37.7	13	23	56.5
10)	Washington	305	103	181	21	84	207	40.6	12	19	63.2
11)	Tampa Bay	306	87	198	21	82	195	42.1	10	23	43.5
12)	Philadelphia	310	88	193	29	97	209	46.4	17	32	53.1
13)	N.Y. Giants	311	118	168	25	73	195	37.4	10	17	58.8
14)	Green Bay	314	115	171	28	86	203	42.4	13	27	48.1
15)	Seattle	331	116	180	35	96	205	46.8	9	21	42.9
16)	Arizona	334	127	179	28	87	184	47.3	6	14	42.9
	<b>Totals</b>	<b>4741</b>	<b>1557</b>	<b>2749</b>	<b>435</b>	<b>1282</b>	<b>3160</b>	<b>40.6</b>	<b>180</b>	<b>352</b>	<b>51.1</b>

WEEK 16 / THROUGH MONDAY, DECEMBER 25, 2023

NFL / OFFENSE/TEAMS: FIRST DOWNS, THIRD DOWNS, FOURTH DOWNS

Rank	Team	FIRST DOWNS				THIRD DOWNS			FOURTH DOWNS		
		Total	Rush	Pass	Pen	Made	Att	Pct	Made	Att	Pct
1)	Philadelphia	341	135	177	29	99	203	48.8	18	24	75.0
2)	Dallas	337	103	194	40	98	206	47.6	12	22	54.5
3)	Buffalo	336	137	177	22	93	189	49.2	8	13	61.5
4t)	Detroit	335	112	201	22	88	202	43.6	17	35	48.6
4t)	San Francisco	335	126	183	26	76	160	47.5	6	11	54.5
6)	Miami	324	102	201	21	75	177	42.4	9	21	42.9
7)	Kansas City	323	97	200	26	87	192	45.3	8	18	44.4
8)	Baltimore	322	132	156	34	79	187	42.2	6	12	50.0
9)	L.A. Rams	310	96	181	33	84	203	41.4	10	16	62.5
10)	Minnesota	303	72	195	36	80	200	40.0	15	24	62.5
11)	Jacksonville	300	87	178	35	72	198	36.4	12	25	48.0
12t)	Atlanta	297	110	165	22	82	201	40.8	8	17	47.1
12t)	Washington	297	91	175	31	72	197	36.5	13	24	54.2
14)	Houston	293	72	193	28	80	208	38.5	8	20	40.0
15)	Cleveland	292	107	156	29	73	232	31.5	17	30	56.7
16)	New Orleans	290	94	173	23	80	207	38.6	8	18	44.4
17t)	Cincinnati	287	73	187	27	71	190	37.4	8	17	47.1
17t)	Indianapolis	287	94	165	28	75	208	36.1	15	30	50.0
17t)	Chicago	287	123	149	15	89	211	42.2	11	23	47.8
20)	Green Bay	286	82	180	24	89	199	44.7	12	23	52.2
21)	Seattle	282	80	168	34	66	186	35.5	6	16	37.5
22)	L.A. Chargers	280	75	182	23	82	207	39.6	12	27	44.4
23)	Carolina	279	101	143	35	82	224	36.6	18	40	45.0
24)	Arizona	274	100	146	28	78	202	38.6	11	30	36.7
25)	Tampa Bay	273	70	172	31	90	212	42.5	11	17	64.7
26t)	Denver	268	103	135	30	70	191	36.6	10	16	62.5
26t)	Tennessee	268	92	141	35	64	189	33.9	9	15	60.0
28)	Pittsburgh	246	93	134	19	73	204	35.8	7	16	43.8
29)	Las Vegas	244	69	151	24	65	188	34.6	12	21	57.1
30)	New England	239	83	142	14	62	198	31.3	9	22	40.9
31)	N.Y. Jets	230	62	143	25	52	204	25.5	16	26	61.5
32)	N.Y. Giants	228	81	120	27	64	218	29.4	17	34	50.0
	<b>Totals</b>	<b>9293</b>	<b>3054</b>	<b>5363</b>	<b>876</b>	<b>2490</b>	<b>6393</b>	<b>38.9</b>	<b>359</b>	<b>703</b>	<b>51.1</b>

NFL / DEFENSE/OPPONENTS: FIRST DOWNS, THIRD DOWNS, FOURTH DOWNS

Rank	Team	FIRST DOWNS				THIRD DOWNS			FOURTH DOWNS		
		Total	Rush	Pass	Pen	Made	Att	Pct	Made	Att	Pct
1)	Cleveland	214	71	116	27	58	202	28.7	5	13	38.5
2)	Kansas City	258	92	146	20	68	189	36.0	10	22	45.5
3)	Chicago	268	70	177	21	87	199	43.7	10	22	45.5
4)	Baltimore	270	82	154	34	79	220	35.9	11	28	39.3
5t)	Miami	271	90	157	24	71	194	36.6	12	26	46.2
5t)	Atlanta	271	83	158	30	68	202	33.7	9	20	45.0
7)	N.Y. Jets	272	99	138	35	84	218	38.5	7	12	58.3
8t)	New England	273	81	170	22	76	207	36.7	10	18	55.6
8t)	New Orleans	273	96	146	31	72	207	34.8	10	24	41.7
10)	Dallas	278	98	143	37	73	188	38.8	14	30	46.7
11t)	Buffalo	281	84	166	31	75	195	38.5	10	19	52.6
11t)	Pittsburgh	281	87	164	30	84	211	39.8	7	17	41.2
11t)	Carolina	281	108	147	26	71	189	37.6	6	9	66.7
11t)	Minnesota	281	90	178	13	86	209	41.1	16	22	72.7
15t)	Jacksonville	288	89	183	16	77	206	37.4	18	34	52.9
15t)	San Francisco	288	85	173	30	76	191	39.8	11	23	47.8
17)	L.A. Rams	292	92	175	25	78	202	38.6	14	26	53.8
18)	Tennessee	294	91	165	38	78	206	37.9	12	18	66.7
19)	Las Vegas	297	104	168	25	84	202	41.6	11	22	50.0
20)	Detroit	298	81	182	35	66	175	37.7	13	23	56.5
21)	Houston	300	96	172	32	79	204	38.7	14	24	58.3
22)	Indianapolis	304	114	163	27	79	212	37.3	15	23	65.2
23)	Washington	305	103	181	21	84	207	40.6	12	19	63.2
24)	Tampa Bay	306	87	198	21	82	195	42.1	10	23	43.5
25t)	Denver	310	103	179	28	58	178	32.6	15	32	46.9
25t)	Philadelphia	310	88	193	29	97	209	46.4	17	32	53.1
27)	N.Y. Giants	311	118	168	25	73	195	37.4	10	17	58.8
28)	Green Bay	314	115	171	28	86	203	42.4	13	27	48.1
29)	L.A. Chargers	316	96	190	30	76	199	38.2	17	30	56.7
30)	Cincinnati	323	118	183	22	82	190	43.2	5	13	38.5
31)	Seattle	331	116	180	35	96	205	46.8	9	21	42.9
32)	Arizona	334	127	179	28	87	184	47.3	6	14	42.9
	<b>Totals</b>	<b>9293</b>	<b>3054</b>	<b>5363</b>	<b>876</b>	<b>2490</b>	<b>6393</b>	<b>38.9</b>	<b>359</b>	<b>703</b>	<b>51.1</b>

**WEEK 16 / THROUGH MONDAY, DECEMBER 25, 2023**

**AFC / FIRST-DOWN PLAYS BY TEAMS**

<b>Rank</b>	<b>Team</b>	<b>Yds/Play</b>	<b>Plays</b>	<b>Yards</b>
1)	Miami	6.63	433	2869
2)	Buffalo	5.97	442	2637
3)	Baltimore	5.90	440	2597
4)	Denver	5.88	393	2312
5)	Tennessee	5.83	397	2315
6)	Cincinnati	5.53	411	2274
7)	Houston	5.34	421	2249
8)	N.Y. Jets	5.30	396	2097
9)	Kansas City	5.23	437	2287
10)	New England	5.23	383	2002
11)	Jacksonville	5.20	435	2261
12)	L.A. Chargers	5.00	409	2044
13)	Las Vegas	4.88	372	1817
14)	Indianapolis	4.88	416	2030
15)	Pittsburgh	4.79	386	1850
16)	Cleveland	4.79	450	2154
	<b>TOTAL</b>	<b>5.41</b>	<b>6621</b>	<b>35795</b>

**AFC / FIRST-DOWN PLAYS BY OPPONENTS**

<b>Rank</b>	<b>Team</b>	<b>Yds/Play</b>	<b>Plays</b>	<b>Yards</b>
1)	N.Y. Jets	4.19	411	1722
2)	Cleveland	4.30	376	1618
3)	Baltimore	4.63	412	1906
4)	New England	4.86	413	2006
5)	Miami	4.98	397	1976
6)	Tennessee	5.07	416	2111
7)	Pittsburgh	5.14	413	2121
8)	Indianapolis	5.22	441	2302
9)	Las Vegas	5.22	425	2220
10)	Kansas City	5.39	385	2075
11)	Houston	5.43	423	2296
12)	Jacksonville	5.72	421	2408
13)	Buffalo	5.78	403	2329
14)	Denver	6.00	427	2561
15)	Cincinnati	6.55	444	2909
16)	L.A. Chargers	6.57	434	2850
	<b>TOTAL</b>	<b>5.33</b>	<b>6641</b>	<b>35410</b>

WEEK 16 / THROUGH MONDAY, DECEMBER 25, 2023

**NFC / FIRST-DOWN PLAYS BY TEAMS**

<b>Rank</b>	<b>Team</b>	<b>Yds/Play</b>	<b>Plays</b>	<b>Yards</b>
1)	San Francisco	7.12	435	3096
2)	Detroit	6.63	443	2936
3)	L.A. Rams	5.99	430	2576
4)	Green Bay	5.85	391	2288
5)	Seattle	5.79	402	2326
6)	Dallas	5.20	434	2255
7)	Atlanta	5.19	432	2244
8)	Arizona	5.08	400	2031
9)	New Orleans	5.06	424	2146
10)	Minnesota	5.04	412	2077
11)	Chicago	5.02	421	2115
12)	Philadelphia	4.99	443	2210
13)	Tampa Bay	4.91	397	1948
14)	Washington	4.83	424	2050
15)	N.Y. Giants	4.55	375	1706
16)	Carolina	4.55	410	1864
	<b>TOTAL</b>	<b>5.38</b>	<b>6673</b>	<b>35868</b>

**NFC / FIRST-DOWN PLAYS BY OPPONENTS**

<b>Rank</b>	<b>Team</b>	<b>Yds/Play</b>	<b>Plays</b>	<b>Yards</b>
1)	Atlanta	4.78	410	1961
2)	Chicago	4.89	391	1912
3)	Seattle	5.03	446	2242
4)	Philadelphia	5.03	410	2062
5)	San Francisco	5.13	414	2122
6)	Minnesota	5.30	415	2198
7)	Dallas	5.33	394	2099
8)	New Orleans	5.37	406	2180
9)	L.A. Rams	5.41	411	2223
10)	Tampa Bay	5.58	426	2379
11)	Detroit	5.59	408	2282
12)	Carolina	5.67	395	2238
13)	Green Bay	5.85	427	2499
14)	Washington	5.89	426	2508
15)	Arizona	6.02	437	2632
16)	N.Y. Giants	6.22	437	2716
	<b>TOTAL</b>	<b>5.45</b>	<b>6653</b>	<b>36253</b>



**WEEK 16 / THROUGH MONDAY, DECEMBER 25, 2023****NFL / FIRST-DOWN PLAYS BY TEAMS**

<b>Rank</b>	<b>Team</b>	<b>Yds/Play</b>	<b>Plays</b>	<b>Yards</b>
1)	San Francisco	7.12	435	3096
2)	Detroit	6.63	443	2936
3)	Miami	6.63	433	2869
4)	L.A. Rams	5.99	430	2576
5)	Buffalo	5.97	442	2637
6)	Baltimore	5.90	440	2597
7)	Denver	5.88	393	2312
8)	Green Bay	5.85	391	2288
9)	Tennessee	5.83	397	2315
10)	Seattle	5.79	402	2326
11)	Cincinnati	5.53	411	2274
12)	Houston	5.34	421	2249
13)	N.Y. Jets	5.30	396	2097
14)	Kansas City	5.23	437	2287
15)	New England	5.23	383	2002
16)	Jacksonville	5.20	435	2261
17)	Dallas	5.20	434	2255
18)	Atlanta	5.19	432	2244
19)	Arizona	5.08	400	2031
20)	New Orleans	5.06	424	2146
21)	Minnesota	5.04	412	2077
22)	Chicago	5.02	421	2115
23)	L.A. Chargers	5.00	409	2044
24)	Philadelphia	4.99	443	2210
25)	Tampa Bay	4.91	397	1948
26)	Las Vegas	4.88	372	1817
27)	Indianapolis	4.88	416	2030
28)	Washington	4.83	424	2050
29)	Pittsburgh	4.79	386	1850
30)	Cleveland	4.79	450	2154
31)	N.Y. Giants	4.55	375	1706
32)	Carolina	4.55	410	1864
	<b>TOTAL</b>	<b>5.39</b>	<b>13294</b>	<b>71663</b>

**NFL / FIRST-DOWN PLAYS BY OPPONENTS**

<b>Rank</b>	<b>Team</b>	<b>Yds/Play</b>	<b>Plays</b>	<b>Yards</b>
1)	N.Y. Jets	4.19	411	1722
2)	Cleveland	4.30	376	1618
3)	Baltimore	4.63	412	1906
4)	Atlanta	4.78	410	1961
5)	New England	4.86	413	2006
6)	Chicago	4.89	391	1912
7)	Miami	4.98	397	1976
8)	Seattle	5.03	446	2242
9)	Philadelphia	5.03	410	2062
10)	Tennessee	5.07	416	2111
11)	San Francisco	5.13	414	2122
12)	Pittsburgh	5.14	413	2121
13)	Indianapolis	5.22	441	2302
14)	Las Vegas	5.22	425	2220
15)	Minnesota	5.30	415	2198
16)	Dallas	5.33	394	2099
17)	New Orleans	5.37	406	2180
18)	Kansas City	5.39	385	2075
19)	L.A. Rams	5.41	411	2223
20)	Houston	5.43	423	2296
21)	Tampa Bay	5.58	426	2379
22)	Detroit	5.59	408	2282
23)	Carolina	5.67	395	2238
24)	Jacksonville	5.72	421	2408
25)	Buffalo	5.78	403	2329
26)	Green Bay	5.85	427	2499
27)	Washington	5.89	426	2508
28)	Denver	6.00	427	2561
29)	Arizona	6.02	437	2632
30)	N.Y. Giants	6.22	437	2716
31)	Cincinnati	6.55	444	2909
32)	L.A. Chargers	6.57	434	2850
	<b>TOTAL</b>	<b>5.39</b>	<b>13294</b>	<b>71663</b>

**WEEK 16 / THROUGH MONDAY, DECEMBER 25, 2023**

**AFC / KICKOFFS (Receiving Team)**

Rank	Team	TotKO	AdjKO	TB	TB%	EZ	EZ%	OB	I20	Avg.Start
1)	Houston	75	75	53	70.7	62	82.7	0	6	26.3
2)	Denver	81	80	65	81.3	73	90.1	0	3	25.6
3)	Indianapolis	86	86	72	83.7	72	83.7	0	0	25.4
4)	Pittsburgh	71	70	46	65.7	56	78.9	1	6	25.4
5)	Miami	69	67	52	77.6	56	81.2	0	1	25.3
6)	Jacksonville	74	72	48	66.7	59	79.7	1	6	25.3
7)	Cincinnati	77	76	61	80.3	62	80.5	0	4	25.2
8)	Tennessee	81	81	50	61.7	58	71.6	0	4	25.1
9)	Kansas City	61	61	45	73.8	47	77.0	0	2	25.1
10)	N.Y. Jets	77	76	58	76.3	67	87.0	0	2	25.0
11)	Cleveland	66	63	52	82.5	57	86.4	0	2	25.0
12)	Las Vegas	71	69	59	85.5	65	91.5	0	1	24.8
13)	Buffalo	68	68	49	72.1	54	79.4	0	5	24.6
14)	Baltimore	65	60	45	75.0	50	76.9	0	3	24.5
15)	New England	76	76	60	78.9	69	90.8	1	6	24.5
16)	L.A. Chargers	75	73	56	76.7	61	81.3	0	3	24.5
	<b>Totals</b>	<b>1173</b>	<b>1153</b>	<b>871</b>	<b>75.5</b>	<b>968</b>	<b>84.0</b>	<b>3</b>	<b>54</b>	<b>25.1</b>

**AFC / KICKOFFS (Kicking Team)**

Rank	Team	TotKO	AdjKO	TB	TB%	EZ	EZ%	OB	I20	Avg.Start
1)	Cincinnati	72	70	56	80.0	61	84.7	0	5	24.2
2)	Buffalo	85	83	45	54.2	53	62.4	1	8	24.3
3)	N.Y. Jets	64	63	55	87.3	57	89.1	0	3	24.4
4)	L.A. Chargers	73	73	62	84.9	66	90.4	0	4	24.4
5)	Houston	74	71	45	63.4	54	73.0	0	8	24.6
6)	Denver	74	70	64	91.4	70	94.6	0	3	24.7
7)	Las Vegas	67	66	41	62.1	53	79.1	0	5	24.8
8)	Kansas City	73	73	64	87.7	70	95.9	0	1	25.0
9)	Tennessee	66	63	33	52.4	44	66.7	0	4	25.1
10)	Baltimore	92	91	74	81.3	83	90.2	0	4	25.3
11)	New England	55	53	37	69.8	43	78.2	0	3	25.5
12)	Jacksonville	75	73	55	75.3	61	81.3	0	4	25.6
13)	Cleveland	82	82	50	61.0	54	65.9	0	5	25.8
13t)	Indianapolis	82	82	62	75.6	66	80.5	0	3	25.8
15)	Miami	90	90	77	85.6	81	90.0	0	1	26.1
16)	Pittsburgh	65	65	47	72.3	51	78.5	0	3	26.1
	<b>Totals</b>	<b>1189</b>	<b>1168</b>	<b>867</b>	<b>74.2</b>	<b>967</b>	<b>82.8</b>	<b>1</b>	<b>64</b>	<b>25.1</b>

Note: Average team drive start DOES NOT include onside kicks or kickoffs at the end of a half unless either kickoff is returned for a touchdown. All other kickoffs (returned kickoffs, fair catches, touchback and kickoffs out of bounds) are included. Kickoffs resulting in the kicking team retaining possession are not included.

ADJ KO: Adjusted kickoffs are used to compute the Avg. Team Drive Start.

I20: The number of drives that start inside (not including) the 20 yd line.

WEEK 16 / THROUGH MONDAY, DECEMBER 25, 2023

**NFC / KICKOFFS (Receiving Team)**

Rank	Team	TotKO	AdjKO	TB	TB%	EZ	EZ%	OB	I20	Avg.Start
1)	Seattle	79	77	55	71.4	61	77.2	0	1	26.5
2)	Dallas	66	64	48	75.0	53	80.3	1	3	26.2
3)	Philadelphia	76	72	53	73.6	57	75.0	1	3	25.7
4)	Carolina	78	78	55	70.5	65	83.3	1	4	25.7
5)	Detroit	79	75	56	74.7	62	78.5	0	2	25.5
6)	Washington	95	92	73	79.3	84	88.4	0	4	25.3
7)	L.A. Rams	77	74	55	74.3	57	74.0	2	2	25.2
8)	Arizona	84	84	67	79.8	70	83.3	2	5	25.1
9)	Green Bay	77	75	45	60.0	64	83.1	1	10	25.0
10)	Chicago	73	73	54	74.0	63	86.3	0	3	24.9
11)	San Francisco	69	67	48	71.6	60	87.0	0	5	24.8
12)	Atlanta	74	73	60	82.2	63	85.1	0	4	24.7
13)	New Orleans	73	71	51	71.8	58	79.5	0	5	24.6
14)	N.Y. Giants	79	78	63	80.8	67	84.8	0	5	24.4
15)	Tampa Bay	72	71	50	70.4	55	76.4	0	6	24.3
16)	Minnesota	68	68	56	82.4	61	89.7	0	7	24.1
	<b>Totals</b>	<b>1219</b>	<b>1192</b>	<b>889</b>	<b>74.6</b>	<b>1000</b>	<b>83.9</b>	<b>8</b>	<b>69</b>	<b>25.1</b>

**NFC / KICKOFFS (Kicking Team)**

Rank	Team	TotKO	AdjKO	TB	TB%	EZ	EZ%	OB	I20	Avg.Start
1)	Detroit	82	80	52	65.0	62	75.6	0	9	23.6
2)	New Orleans	76	75	61	81.3	67	88.2	0	6	24.0
3)	Green Bay	75	74	36	48.6	49	65.3	1	10	24.4
4)	Tampa Bay	76	76	51	67.1	57	75.0	0	4	24.6
5)	Arizona	67	63	55	87.3	60	89.6	0	2	24.9
6)	Seattle	76	75	49	65.3	54	71.1	1	4	25.0
7)	Washington	66	63	60	95.2	63	95.5	1	0	25.0
8)	Atlanta	72	72	61	84.7	65	90.3	1	2	25.2
9)	Dallas	97	97	90	92.8	93	95.9	1	1	25.3
10)	Minnesota	73	72	56	77.8	64	87.7	1	4	25.3
11)	N.Y. Giants	54	52	36	69.2	44	81.5	1	2	25.3
12)	Carolina	60	56	36	64.3	46	76.7	1	2	25.5
13)	Chicago	77	74	60	81.1	68	88.3	0	2	25.6
14)	San Francisco	87	87	52	59.8	60	69.0	2	8	25.9
15)	L.A. Rams	83	80	71	88.8	77	92.8	0	3	26.0
16)	Philadelphia	82	81	67	82.7	72	87.8	0	0	26.0
	<b>Totals</b>	<b>1203</b>	<b>1177</b>	<b>893</b>	<b>75.9</b>	<b>1001</b>	<b>85.0</b>	<b>10</b>	<b>59</b>	<b>25.1</b>

Note: Average team drive start DOES NOT include onside kicks or kickoffs at the end of a half unless either kickoff is returned for a touchdown. All other kickoffs (returned kickoffs, fair catches, touchback and kickoffs out of bounds) are included. Kickoffs resulting in the kicking team retaining possession are not included.

ADJ KO: Adjusted kickoffs are used to compute the Avg. Team Drive Start.

I20: The number of drives that start inside (not including) the 20 yd line.

**WEEK 16 / THROUGH MONDAY, DECEMBER 25, 2023**

**NFL / KICKOFFS (Receiving Team)**

Rank	Team	TotKO	AdjKO	TB	TB%	EZ	EZ%	OB	I20	Avg.Start
1)	Seattle	79	77	55	71.4	61	77.2	0	1	26.5
2)	Houston	75	75	53	70.7	62	82.7	0	6	26.3
3)	Dallas	66	64	48	75.0	53	80.3	1	3	26.2
4)	Philadelphia	76	72	53	73.6	57	75.0	1	3	25.7
5)	Carolina	78	78	55	70.5	65	83.3	1	4	25.7
6)	Denver	81	80	65	81.3	73	90.1	0	3	25.6
7)	Detroit	79	75	56	74.7	62	78.5	0	2	25.5
8)	Indianapolis	86	86	72	83.7	72	83.7	0	0	25.4
9)	Pittsburgh	71	70	46	65.7	56	78.9	1	6	25.4
10)	Washington	95	92	73	79.3	84	88.4	0	4	25.3
11)	Miami	69	67	52	77.6	56	81.2	0	1	25.3
12)	Jacksonville	74	72	48	66.7	59	79.7	1	6	25.3
13)	Cincinnati	77	76	61	80.3	62	80.5	0	4	25.2
14)	L.A. Rams	77	74	55	74.3	57	74.0	2	2	25.2
15)	Tennessee	81	81	50	61.7	58	71.6	0	4	25.1
16)	Kansas City	61	61	45	73.8	47	77.0	0	2	25.1
17)	Arizona	84	84	67	79.8	70	83.3	2	5	25.1
18)	N.Y. Jets	77	76	58	76.3	67	87.0	0	2	25.0
19)	Cleveland	66	63	52	82.5	57	86.4	0	2	25.0
20)	Green Bay	77	75	45	60.0	64	83.1	1	10	25.0
21)	Chicago	73	73	54	74.0	63	86.3	0	3	24.9
22)	Las Vegas	71	69	59	85.5	65	91.5	0	1	24.8
23)	San Francisco	69	67	48	71.6	60	87.0	0	5	24.8
24)	Atlanta	74	73	60	82.2	63	85.1	0	4	24.7
25)	New Orleans	73	71	51	71.8	58	79.5	0	5	24.6
26)	Buffalo	68	68	49	72.1	54	79.4	0	5	24.6
27)	Baltimore	65	60	45	75.0	50	76.9	0	3	24.5
28)	New England	76	76	60	78.9	69	90.8	1	6	24.5
29)	L.A. Chargers	75	73	56	76.7	61	81.3	0	3	24.5
30)	N.Y. Giants	79	78	63	80.8	67	84.8	0	5	24.4
31)	Tampa Bay	72	71	50	70.4	55	76.4	0	6	24.3
32)	Minnesota	68	68	56	82.4	61	89.7	0	7	24.1
	<b>Totals</b>	<b>2392</b>	<b>2345</b>	<b>1760</b>	<b>75.1</b>	<b>1968</b>	<b>83.9</b>	<b>11</b>	<b>123</b>	<b>25.1</b>

Note: Average opponent drive start DOES NOT include onside kicks or kickoffs at the end of a half unless either kickoff is returned for a touchdown. All other kickoffs (returned kickoffs, fair catches, touchback and kickoffs out of bounds) are included. Kickoffs resulting in the kicking team retaining possession are not included.

ADJ KO: Adjusted kickoffs are used to compute the Avg. Team Drive Start.

I20: The number of drives that start inside (not including) the 20 yd line.

**WEEK 16 / THROUGH MONDAY, DECEMBER 25, 2023**

**NFL / KICKOFFS (Kicking Team)**

Rank	Team	TotKO	AdjKO	TB	TB%	EZ	EZ%	OB	I20	Avg.Start
1)	Detroit	82	80	52	65.0	62	75.6	0	9	23.6
2)	New Orleans	76	75	61	81.3	67	88.2	0	6	24.0
3)	Cincinnati	72	70	56	80.0	61	84.7	0	5	24.2
4)	Buffalo	85	83	45	54.2	53	62.4	1	8	24.3
5)	Green Bay	75	74	36	48.6	49	65.3	1	10	24.4
6)	N.Y. Jets	64	63	55	87.3	57	89.1	0	3	24.4
7)	L.A. Chargers	73	73	62	84.9	66	90.4	0	4	24.4
8)	Tampa Bay	76	76	51	67.1	57	75.0	0	4	24.6
9)	Houston	74	71	45	63.4	54	73.0	0	8	24.6
10)	Denver	74	70	64	91.4	70	94.6	0	3	24.7
11)	Las Vegas	67	66	41	62.1	53	79.1	0	5	24.8
12)	Arizona	67	63	55	87.3	60	89.6	0	2	24.9
13)	Kansas City	73	73	64	87.7	70	95.9	0	1	25.0
14)	Seattle	76	75	49	65.3	54	71.1	1	4	25.0
15)	Washington	66	63	60	95.2	63	95.5	1	0	25.0
16)	Tennessee	66	63	33	52.4	44	66.7	0	4	25.1
17)	Atlanta	72	72	61	84.7	65	90.3	1	2	25.2
18)	Dallas	97	97	90	92.8	93	95.9	1	1	25.3
19)	Minnesota	73	72	56	77.8	64	87.7	1	4	25.3
20)	Baltimore	92	91	74	81.3	83	90.2	0	4	25.3
21)	N.Y. Giants	54	52	36	69.2	44	81.5	1	2	25.3
22)	Carolina	60	56	36	64.3	46	76.7	1	2	25.5
23)	New England	55	53	37	69.8	43	78.2	0	3	25.5
24)	Chicago	77	74	60	81.1	68	88.3	0	2	25.6
25)	Jacksonville	75	73	55	75.3	61	81.3	0	4	25.6
26)	Cleveland	82	82	50	61.0	54	65.9	0	5	25.8
26t)	Indianapolis	82	82	62	75.6	66	80.5	0	3	25.8
28)	San Francisco	87	87	52	59.8	60	69.0	2	8	25.9
29)	L.A. Rams	83	80	71	88.8	77	92.8	0	3	26.0
30)	Philadelphia	82	81	67	82.7	72	87.8	0	0	26.0
31)	Miami	90	90	77	85.6	81	90.0	0	1	26.1
32)	Pittsburgh	65	65	47	72.3	51	78.5	0	3	26.1
	<b>Totals</b>	<b>2392</b>	<b>2345</b>	<b>1760</b>	<b>75.1</b>	<b>1968</b>	<b>83.9</b>	<b>11</b>	<b>123</b>	<b>25.1</b>

Note: Average team drive start DOES NOT include onside kicks or kickoffs at the end of a half unless either kickoff is returned for a touchdown. All other kickoffs (returned kickoffs, fair catches, touchback and kickoffs out of bounds) are included. Kickoffs resulting in the kicking team retaining possession are not included.

ADJ KO: Adjusted kickoffs are used to compute the Avg. Team Drive Start.

I20: The number of drives that start inside (not including) the 20 yd line.

**WEEK 16 / THROUGH MONDAY, DECEMBER 25, 2023****AFC / SINGLE-GAME HIGHS / PLAYERS**

**Most Points**-- 24, Achane, Miami vs. Denv., 9/24, (4 td, 0 fg, 0 xp, 0 2pt)  
**Most Points**-- 24, Mostert, Miami vs. Denv., 9/24, (4 td, 0 fg, 0 xp, 0 2pt)  
**Passing Yards**-- 470, Stroud, Hou. vs. T.B., 11/5, (30-42, 470, 5 td, 0 int)  
**Longest Pass**-- 86, Rudolph, Pitt. vs. Cin., 12/23, (to Pickens, George, td)  
**Passing Touchdowns**-- 5, Stroud, Hou. vs. T.B., 11/5, (30-42, 470, 5 td, 0 int)  
**Rushing Yards**-- 203, Achane, Miami vs. Denv., 9/24, (18-203, 2 td)  
**Rushing Attempts**-- 30, Moss, Ind. at Balt., 9/24 (OT), (30-122, 0 td)  
**Rushing Attempts**-- 30, Singletary, Hou. at Cin., 11/12, (30-150, 1 td)  
**Longest Rush**-- 83, Bre. Hall, NY-J vs. Buff., 9/11 (OT)  
**Longest Rush**-- 76, Achane, Miami vs. NY-G, 10/8, td  
**Receptions**-- 18, K. Allen, LA-C at Minn., 9/24, (18-215, 0 td)  
**Receiving Yards**-- 265, Cooper, Clev. at Hou., 12/24, (11-265, 2 td)  
**Kickoff Return Yards**-- 174, Pierce, Hou. vs. Clev., 12/24, (5-174, 1 td)  
**Kickoff Returns**-- 5, (3 times in Non-Overtime Games)  
**Longest Kickoff Return**-- 99, Mims, Denv. at Miami, 9/24, td  
**Punt Return Yards**-- 104, D. Davis, LA-C at NY-J, 11/6, (3-104, 4 fc, 1 td)  
**Punt Returns**-- 6, Proche, Clev. vs. Ariz., 11/5, (6-55, 2 fc, 0 td)  
**Punt Returns**-- 6, Toney, K.C. vs. Phil., 11/20, (6-58, 0 fc, 0 td)  
**Longest Punt Return**-- 87, D. Davis, LA-C at NY-J, 11/6, td  
**Interceptions**-- 3, Whitehead, NY-J vs. Buff., 9/11 (OT), (3-0, 0 td)  
**Interceptions**-- 2, (10 times in Non-Overtime Games)  
**Longest Interception Return**-- 99, Holland, Miami at NY-J, 11/24, td  
**Sacks**-- 6.0, Mack, LA-C vs. L.V., 10/1  
**Scrimmage Yards**-- 265, Cooper, Clev. at Hou., 12/24, (Rush 0-0, Rec 11-265)  
**Longest Punt**-- 83, A. Cole, L.V. vs. Minn., 12/10  
**Longest Punt**-- 83, Scott, LA-C vs. Denv., 12/10  
**Punts**-- 11, Morstead, NY-J at NY-G, 10/29 (OT), (11-529, 48.1)  
**Punts**-- 10, Robbins, Cin. at Clev., 9/10, (10-409, 40.9)  
**Field Goals Made**-- 6, Tucker, Balt. at Tenn., 10/15, (6-6, 41 lg)  
**Longest Field Goal**-- 60, Butker, K.C. vs. Denv., 10/12

**NFC / SINGLE-GAME HIGHS / PLAYERS**

**Most Points**-- 24, McCaffrey, S.F. vs. Ariz., 10/1, (4 td, 0 fg, 0 xp, 0 2pt)  
**Passing Yards**-- 411, Mullens, Minn. vs. Det., 12/24, (22-36, 411, 2 td, 4 int)  
**Longest Pass**-- 77, Love, G.B. at L.V., 10/9, (to Watson, Christian)  
**Passing Touchdowns**-- 5, Goff, Det. vs. Denv., 12/16, (24-34, 278, 5 td, 0 int)  
**Rushing Yards**-- 175, Swift, Phil. vs. Minn., 9/14, (28-175, 1 td)  
**Rushing Attempts**-- 36, S. Barkley, NY-G vs. NY-J, 10/29 (OT), (36-128, 0 td)  
**Rushing Attempts**-- 32, Montgomery, Det. at G.B., 9/28, (32-121, 3 td)  
**Longest Rush**-- 75, Montgomery, Det. at LA-C, 11/12, td  
**Receptions**-- 15, Nacua, LA-R vs. S.F., 9/17, (15-147, 0 td)  
**Receiving Yards**-- 230, Moore, Chi. at Wash., 10/5, (8-230, 3 td)  
**Kickoff Return Yards**-- 140, Eskridge, Sea. vs. S.F., 11/23, (4-140, 0 td)  
**Kickoff Returns**-- 5, (6 times in Non-Overtime Games)  
**Longest Kickoff Return**-- 66, Eskridge, Sea. vs. S.F., 11/23  
**Punt Return Yards**-- 81, Covey, Phil. at T.B., 9/25, (3-81, 1 fc, 0 td)  
**Punt Returns**-- 6, Olszewski, NY-G vs. NY-J, 10/29 (OT), (6-56, 2 fc, 0 td)  
**Punt Returns**-- 6, Crowder, Wash. at NY-G, 10/22, (6-33, 1 fc, 0 td)  
**Longest Punt Return**-- 79, Smith-Marsette, Car. at Chi., 11/9, td  
**Interceptions**-- 2, (10 times in Non-Overtime Games)  
**Longest Interception Return**-- 102, Pinnock, NY-G at Miami, 10/8, td  
**Sacks**-- 3.0, Morrow, Phil. vs. Wash., 10/1 (OT)  
**Sacks**-- 3.0, Thibodeaux, NY-G vs. NY-J, 10/29 (OT)  
**Sacks**-- 3.0, (6 times in Non-Overtime Games)  
**Scrimmage Yards**-- 230, Moore, Chi. at Wash., 10/5, (Rush 0-0, Rec 8-230)  
**Longest Punt**-- 77, Gillikin, Ariz. at Chi., 12/24  
**Punts**-- 13, Gillan, NY-G vs. NY-J, 10/29 (OT), (13-549, 42.2)  
**Punts**-- 10, Way, Wash. at NY-G, 10/22, (10-513, 51.3)  
**Punts**-- 10, Gill, Chi. at Clev., 12/17, (10-448, 44.8)  
**Field Goals Made**-- 5, (5 times in Non-Overtime Games)  
**Longest Field Goal**-- 62, Prater, Ariz. vs. Dal., 9/24

WEEK 16 / THROUGH MONDAY, DECEMBER 25, 2023

NFL / SINGLE-GAME HIGHS / PLAYERS

**Most Points**-- 24, (3 times in Non-Overtime Games)  
**Passing Yards**-- 470, Stroud, Hou. vs. T.B., 11/5, (30-42, 470, 5 td, 0 int)  
**Longest Pass**-- 86, Rudolph, Pitt. vs. Cin., 12/23, (to Pickens, George, td)  
**Passing Touchdowns**-- 5, Stroud, Hou. vs. T.B., 11/5, (30-42, 470, 5 td, 0 int)  
**Passing Touchdowns**-- 5, Goff, Det. vs. Denv., 12/16, (24-34, 278, 5 td, 0 int)  
**Rushing Yards**-- 203, Achane, Miami vs. Denv., 9/24, (18-203, 2 td)  
**Rushing Attempts**-- 36, S. Barkley, NY-G vs. NY-J, 10/29 (OT), (36-128, 0 td)  
**Rushing Attempts**-- 32, Montgomery, Det. at G.B., 9/28, (32-121, 3 td)  
**Longest Rush**-- 83, Bre. Hall, NY-J vs. Buff., 9/11 (OT)  
**Longest Rush**-- 76, Achane, Miami vs. NY-G, 10/8, td  
**Receptions**-- 18, K. Allen, LA-C at Minn., 9/24, (18-215, 0 td)  
**Receiving Yards**-- 265, Cooper, Clev. at Hou., 12/24, (11-265, 2 td)  
**Kickoff Return Yards**-- 174, Pierce, Hou. vs. Clev., 12/24, (5-174, 1 td)  
**Kickoff Returns**-- 5, (9 times in Non-Overtime Games)  
**Longest Kickoff Return**-- 99, Mims, Denv. at Miami, 9/24, td  
**Punt Return Yards**-- 104, D. Davis, LA-C at NY-J, 11/6, (3-104, 4 fc, 1 td)  
**Punt Returns**-- 6, Olszewski, NY-G vs. NY-J, 10/29 (OT), (6-56, 2 fc, 0 td)  
**Punt Returns**-- 6, (3 times in Non-Overtime Games)  
**Longest Punt Return**-- 87, D. Davis, LA-C at NY-J, 11/6, td  
**Interceptions**-- 3, Whitehead, NY-J vs. Buff., 9/11 (OT), (3-0, 0 td)  
**Interceptions**-- 2, (20 times in Non-Overtime Games)  
**Longest Interception Return**-- 102, Pinnock, NY-G at Miami, 10/8, td  
**Sacks**-- 6.0, Mack, LA-C vs. L.V., 10/1  
**Scrimmage Yards**-- 265, Cooper, Clev. at Hou., 12/24, (Rush 0-0, Rec 11-265)  
**Longest Punt**-- 83, A. Cole, L.V. vs. Minn., 12/10  
**Longest Punt**-- 83, Scott, LA-C vs. Denv., 12/10  
**Punts**-- 13, Gillan, NY-G vs. NY-J, 10/29 (OT), (13-549, 42.2)  
**Punts**-- 10, (3 times in Non-Overtime Games)  
**Field Goals Made**-- 6, Tucker, Balt. at Tenn., 10/15, (6-6, 41 lg)  
**Longest Field Goal**-- 62, Prater, Ariz. vs. Dal., 9/24

WEEK 16 / THROUGH MONDAY, DECEMBER 25, 2023

**300-Yard Passing Games**

470, Stroud, HOU vs. TB 11/05 (30-42, 5 TD)  
466, Tagovailoa, MIA at LAC 09/10 (28-45, 3 TD)  
424, Mahomes, KC vs. LAC 10/22 (32-42, 4 TD)  
411, Mullens, MIN vs. DET 12/24 (22-36, 2 TD)  
405, Herbert, LAC at MIN 09/24 (40-47, 3 TD)  
404, Prescott, DAL vs. NYG 11/12 (26-35, 4 TD)  
397, Howell, WAS vs. PHI 10/29 (39-52, 4 TD)  
388, Howell, WAS vs. CHI 10/05 (37-51, 2 TD)  
384, Stroud, HOU vs. IND 09/17 (30-47, 2 TD)  
381, Mayfield, TB at GB 12/17 (22-28, 4 TD)  
378, Cousins, MIN vs. SF 10/23 (35-45, 2 TD)  
374, Prescott, DAL at PHI 11/05 (29-44, 3 TD)  
374, Flacco, CLE vs. CHI 12/17 (28-44, 2 TD)  
369, G. Smith, SEA vs. WAS 11/12 (31-47, 2 TD)  
368, Purdy, SF vs. SEA 12/10 (19-27, 2 TD)  
368, Flacco, CLE at HOU 12/24 (27-42, 3 TD)  
367, Cousins, MIN vs. LAC 09/24 (32-50, 3 TD)  
365, Purdy, SF vs. CIN 10/29 (22-31, 1 TD)  
364, Lawrence, JAX at HOU 11/26 (23-38, 1 TD)  
364, Cousins, MIN at PHI 09/14 (31-44, 4 TD)  
361, Dalton, CAR at SEA 09/24 (34-58, 2 TD)  
359, J. Allen, BUF vs. JAX 10/08 (27-40, 2 TD)  
357, Jackson, BAL vs. DET 10/22 (21-27, 3 TD)  
356, Stroud, HOU at CIN 11/12 (23-39, 1 TD)  
354, Browning, CIN at JAX 12/04 (ot) (32-37, 1 TD)  
353, Goff, DET at TB 10/15 (30-44, 2 TD)  
353, Carr, NO at HOU 10/15 (32-50, 1 TD)  
348, Burrow, CIN vs. BUF 11/05 (31-44, 2 TD)  
347, Burrow, CIN vs. HOU 11/12 (27-40, 2 TD)  
347, Ridder, ATL vs. TB 12/10 (26-40, 1 TD)  
344, Cousins, MIN vs. TB 09/10 (33-44, 2 TD)  
339, J. Allen, BUF at PHI 11/26 (ot) (29-51, 2 TD)  
336, Stroud, HOU vs. ARI 11/19 (27-37, 2 TD)  
335, Browning, CIN at PIT 12/23 (28-42, 1 TD)  
335, Fields, CHI vs. DEN 10/01 (28-35, 4 TD)  
334, G. Smith, SEA at DAL 11/30 (23-41, 3 TD)  
334, Stafford, LAR at SEA 09/10 (24-38, 0 TD)  
333, Goff, DET at LAC 11/12 (23-33, 2 TD)  
333, Purdy, SF vs. TB 11/19 (21-25, 3 TD)  
332, Goff, DET vs. GB 11/23 (29-44, 2 TD)  
331, Prescott, DAL vs. WAS 11/23 (22-32, 4 TD)  
329, Minshew, IND at JAX 10/15 (33-55, 1 TD)  
329, Ridder, ATL vs. HOU 10/08 (28-37, 1 TD)  
328, G. Smith, SEA at DET 09/17 (ot) (32-41, 2 TD)  
328, Stafford, LAR vs. NO 12/21 (24-34, 2 TD)  
327, Levis, TEN at MIA 12/11 (23-38, 1 TD)  
326, G. Smith, SEA at CIN 10/15 (27-41, 0 TD)  
325, Howell, WAS at NE 11/05 (29-45, 1 TD)  
325, Tagovailoa, MIA vs. LV 11/19 (28-39, 2 TD)  
324, Garoppolo, LV vs. PIT 09/24 (28-44, 2 TD)  
324, Tagovailoa, MIA vs. NE 10/29 (30-45, 3 TD)  
324, Browning, CIN vs. MIN 12/16 (ot) (29-42, 2 TD)  
324, J. Allen, BUF vs. TB 10/26 (31-40, 2 TD)  
323, Herbert, LAC vs. DET 11/12 (27-40, 4 TD)  
323, Goff, DET vs. SEA 09/17 (ot) (28-35, 3 TD)  
322, Love, GB vs. LAC 11/19 (27-40, 2 TD)  
321, D. Jones, NYG at ARI 09/17 (26-37, 2 TD)  
320, J. Allen, BUF vs. MIA 10/01 (21-25, 4 TD)  
319, Hurts, PHI at WAS 10/29 (29-38, 4 TD)  
319, Stafford, LAR at IND 10/01 (ot) (27-40, 1 TD)  
319, Carr, NO at LAR 12/21 (27-40, 3 TD)  
319, Hurts, PHI vs. WAS 10/01 (ot) (25-37, 2 TD)  
317, Burrow, CIN at ARI 10/08 (36-46, 3 TD)  
317, Mayfield, TB vs. CHI 09/17 (26-34, 1 TD)  
316, Jackson, BAL vs. LAR 12/10 (ot) (24-43, 3 TD)  
316, Mac Jones, NE vs. PHI 09/10 (35-54, 3 TD)  
315, Lawrence, JAX at BUF 10/08 (25-37, 1 TD)  
314, Purdy, SF at PHI 12/03 (19-27, 4 TD)  
312, Howell, WAS at SEA 11/12 (29-44, 3 TD)  
312, Minshew, IND at TEN 12/03 (ot) (26-42, 2 TD)  
312, Young, CAR vs. GB 12/24 (23-36, 2 TD)  
311, Flacco, CLE vs. JAX 12/10 (26-45, 3 TD)  
310, Purdy, SF vs. NYG 09/21 (25-37, 2 TD)  
310, Carr, NO at IND 10/29 (19-27, 2 TD)  
309, Tagovailoa, MIA vs. DEN 09/24 (23-26, 4 TD)  
308, Tagovailoa, MIA vs. NYG 10/08 (22-30, 2 TD)



308, R. Wilson, DEN vs. WAS 09/17 (18-32, 3 TD)  
307, Stafford, LAR vs. SF 09/17 (34-55, 1 TD)  
307, Ridder, ATL vs. WAS 10/15 (28-47, 2 TD)  
306, Stroud, HOU vs. PIT 10/01 (16-30, 2 TD)  
306, R. Wilson, DEN at MIA 09/24 (23-38, 1 TD)  
306, Mahomes, KC vs. DEN 10/12 (30-40, 1 TD)  
305, Mahomes, KC at JAX 09/17 (29-41, 2 TD)  
305, Minshew, IND vs. CLE 10/22 (15-23, 2 TD)  
305, Herbert, LAC at TEN 09/17 (ot) (27-41, 2 TD)  
305, Mahomes, KC at NE 12/17 (27-37, 2 TD)  
305, Carr, NO vs. TEN 09/10 (23-33, 1 TD)  
304, Prescott, DAL vs. LAR 10/29 (25-31, 4 TD)  
304, Stroud, HOU vs. JAX 11/26 (26-36, 2 TD)  
304, Carr, NO at ATL 11/26 (24-38, 0 TD)  
303, Mullens, MIN at CIN 12/16 (ot) (26-33, 2 TD)  
303, Hurts, PHI at LAR 10/08 (25-38, 1 TD)  
301, Carr, NO vs. JAX 10/19 (33-55, 1 TD)  
301, Hurts, PHI vs. NYG 12/25 (24-38, 1 TD)  
301, Z. Wilson, NYJ vs. HOU 12/10 (27-36, 2 TD)  
300, Howell, WAS at DAL 11/23 (28-44, 0 TD)

**WEEK 16 / THROUGH MONDAY, DECEMBER 25, 2023**

**100-Yard Receiving Games**

265, Cooper, CLE at HOU 12/24 (11 rec., 2 TD)  
230, Moore, CHI at WAS 10/05 (8 rec., 3 TD)  
215, T. Hill, MIA at LAC 09/10 (11 rec., 2 TD)  
215, K. Allen, LAC at MIN 09/24 (18 rec., 0 TD)  
195, Pickens, PIT vs. CIN 12/23 (4 rec., 2 TD)  
192, Chase, CIN at ARI 10/08 (15 rec., 3 TD)  
191, N. Collins, HOU vs. DEN 12/03 (9 rec., 1 TD)  
191, Lamb, DAL at PHI 11/05 (11 rec., 0 TD)  
181, T. Hill, MIA vs. NYG 10/08 (8 rec., 1 TD)  
179, Kelce, KC vs. LAC 10/22 (12 rec., 1 TD)  
175, A. Brown, PHI vs. WAS 10/01 (ot) (9 rec., 2 TD)  
175, K. Allen, LAC vs. DET 11/12 (11 rec., 2 TD)  
173, Cooks, DAL vs. NYG 11/12 (9 rec., 1 TD)  
172, Brown, HOU at CIN 11/12 (7 rec., 0 TD)  
172, D. London, ATL vs. TB 12/10 (10 rec., 0 TD)  
172, Adams, LV vs. PIT 09/24 (13 rec., 2 TD)  
171, Evans, TB vs. CHI 09/17 (6 rec., 1 TD)  
168, N. Collins, HOU vs. PIT 10/01 (7 rec., 2 TD)  
164, Nacua, LAR vs. NO 12/21 (9 rec., 1 TD)  
163, T. Hill, MIA vs. CAR 10/15 (6 rec., 1 TD)  
163, Nacua, LAR at IND 10/01 (ot) (9 rec., 1 TD)  
162, Evans, TB vs. CAR 12/03 (7 rec., 1 TD)  
159, Jefferson, MIN at PHI 09/14 (11 rec., 0 TD)  
158, Lamb, DAL vs. LAR 10/29 (12 rec., 2 TD)  
157, T. Hill, MIA at WAS 12/03 (5 rec., 2 TD)  
157, T. Hill, MIA vs. DEN 09/24 (9 rec., 1 TD)  
156, Aiyuk, SF vs. TB 11/19 (5 rec., 1 TD)  
156, St. Brown, DET at LAC 11/12 (8 rec., 1 TD)  
155, Godwin, TB at GB 12/17 (10 rec., 0 TD)  
154, Nacua, LAR vs. PIT 10/22 (8 rec., 0 TD)  
153, Brown, HOU vs. TB 11/05 (6 rec., 1 TD)  
153, Shaheed, NO at IND 10/29 (3 rec., 1 TD)  
151, Lamb, DAL vs. NYG 11/12 (11 rec., 1 TD)  
150, Jefferson, MIN vs. TB 09/10 (9 rec., 0 TD)  
149, Dell, HOU vs. ARI 11/19 (8 rec., 1 TD)  
149, Samuel, SF vs. SEA 12/10 (7 rec., 1 TD)  
149, Jefferson, MIN vs. LAC 09/24 (7 rec., 1 TD)  
149, Kittle, SF vs. CIN 10/29 (9 rec., 0 TD)  
149, Chase, CIN at JAX 12/04 (ot) (11 rec., 1 TD)  
148, Kupp, LAR vs. ARI 10/15 (7 rec., 1 TD)  
148, Aiyuk, SF vs. ARI 10/01 (6 rec., 0 TD)  
147, Nacua, LAR vs. SF 09/17 (15 rec., 0 TD)  
146, N. Collins, HOU vs. IND 09/17 (7 rec., 1 TD)  
146, T. Hill, MIA vs. LV 11/19 (10 rec., 1 TD)  
145, Thielen, CAR at SEA 09/24 (11 rec., 1 TD)  
145, Dell, HOU at JAX 09/24 (5 rec., 1 TD)  
143, Evans, TB vs. TEN 11/12 (6 rec., 1 TD)  
143, Lamb, DAL vs. NYJ 09/17 (11 rec., 0 TD)  
142, Waddle, MIA vs. NYJ 12/17 (8 rec., 1 TD)  
141, Jefferson, MIN vs. DET 12/24 (6 rec., 1 TD)  
141, McLaurin, WAS at LAR 12/17 (6 rec., 1 TD)  
141, Chase, CIN vs. LAR 09/25 (12 rec., 0 TD)  
140, Hopkins, TEN at IND 10/08 (8 rec., 0 TD)  
140, LaPorta, DET at NO 12/03 (9 rec., 1 TD)  
140, Higgins, CIN at PIT 12/23 (5 rec., 1 TD)  
139, Cooper, CLE vs. ARI 11/05 (5 rec., 1 TD)  
137, A. Brown, PHI vs. MIA 10/22 (10 rec., 1 TD)  
134, Metcalf, SEA at DAL 11/30 (6 rec., 3 TD)  
134, Hockenson, MIN vs. NO 11/12 (11 rec., 1 TD)  
133, Palmer, LAC at KC 10/22 (5 rec., 0 TD)  
131, McBride, ARI vs. ATL 11/12 (8 rec., 0 TD)  
131, A. Brown, PHI at NYJ 10/15 (7 rec., 0 TD)  
131, D. Smith, PHI vs. MIN 09/14 (4 rec., 1 TD)  
131, A. Brown, PHI at TB 09/25 (9 rec., 0 TD)  
131, Moore, CHI vs. DEN 10/01 (8 rec., 1 TD)  
130, Davis, BUF at LAC 12/23 (4 rec., 1 TD)  
130, A. Brown, PHI at WAS 10/29 (8 rec., 2 TD)  
130, Schultz, HOU vs. TB 11/05 (10 rec., 1 TD)  
130, Pickens, PIT vs. BAL 10/08 (6 rec., 1 TD)  
129, Samuel, SF vs. NYG 09/21 (6 rec., 1 TD)  
129, Aiyuk, SF at PIT 09/10 (8 rec., 2 TD)  
128, Hopkins, TEN vs. ATL 10/29 (4 rec., 3 TD)  
127, Pickens, PIT vs. CLE 09/18 (4 rec., 1 TD)  
127, A. Brown, PHI at LAR 10/08 (6 rec., 0 TD)  
126, Kittle, SF vs. BAL 12/25 (7 rec., 0 TD)  
126, Aiyuk, SF vs. SEA 12/10 (6 rec., 0 TD)

125, Downs, IND vs. CLE 10/22 (5 rec., 1 TD)  
125, D. London, ATL vs. WAS 10/15 (9 rec., 0 TD)  
124, Hopkins, TEN at MIA 12/11 (7 rec., 1 TD)  
124, St. Brown, DET at TB 10/15 (12 rec., 1 TD)  
124, Chase, CIN vs. HOU 11/12 (5 rec., 1 TD)  
124, Kelce, KC vs. DEN 10/12 (9 rec., 0 TD)  
123, Olave, NO at LAR 12/21 (9 rec., 0 TD)  
123, Addison, MIN vs. SF 10/23 (7 rec., 2 TD)  
122, Ridley, JAX at BUF 10/08 (7 rec., 0 TD)  
121, Waddle, MIA vs. NE 10/29 (7 rec., 1 TD)  
121, M. Williams, LAC at MIN 09/24 (7 rec., 1 TD)  
121, Diggs, BUF vs. JAX 10/08 (8 rec., 1 TD)  
120, Diggs, BUF vs. MIA 10/01 (6 rec., 3 TD)  
120, Freiermuth, PIT at CIN 11/26 (9 rec., 0 TD)  
119, Robinson, WAS at SEA 11/12 (6 rec., 1 TD)  
119, Olave, NO vs. DET 12/03 (5 rec., 0 TD)  
119, Atwell, LAR at SEA 09/10 (6 rec., 0 TD)  
119, Nacua, LAR at SEA 09/10 (10 rec., 0 TD)  
118, Kupp, LAR vs. PHI 10/08 (8 rec., 0 TD)  
118, Lamb, DAL at MIA 12/24 (6 rec., 1 TD)  
117, Goedert, PHI at LAR 10/08 (8 rec., 1 TD)  
117, Boyd, CIN vs. HOU 11/12 (8 rec., 0 TD)  
117, Lamb, DAL at LAC 10/16 (7 rec., 0 TD)  
116, Cooper, CLE vs. TEN 09/24 (7 rec., 1 TD)  
116, Samuel, SF at PHI 12/03 (4 rec., 2 TD)  
116, Kittle, SF at JAX 11/12 (3 rec., 1 TD)  
116, Lamb, DAL vs. SEA 11/30 (12 rec., 1 TD)  
116, K. Allen, LAC at GB 11/19 (10 rec., 1 TD)  
116, Beckham, BAL vs. CIN 11/16 (4 rec., 0 TD)  
115, Shakir, BUF vs. NYJ 11/19 (3 rec., 1 TD)  
115, Kupp, LAR at BAL 12/10 (ot) (8 rec., 1 TD)  
115, Thielen, CAR at MIA 10/15 (11 rec., 1 TD)  
114, Godwin, TB at NO 10/01 (8 rec., 0 TD)  
114, A. Brown, PHI vs. SF 12/03 (8 rec., 0 TD)  
114, Dell, HOU vs. TB 11/05 (6 rec., 2 TD)  
114, Olave, NO at ATL 11/26 (7 rec., 0 TD)  
114, Waddle, MIA at NYJ 11/24 (8 rec., 0 TD)  
114, Moore, CHI at MIN 11/27 (11 rec., 0 TD)  
113, Aiyuk, SF vs. BAL 12/25 (6 rec., 0 TD)  
113, Palmer, LAC at LV 12/14 (4 rec., 1 TD)  
113, Mims, DEN vs. WAS 09/17 (2 rec., 1 TD)  
112, Metcalf, SEA vs. CAR 09/24 (6 rec., 0 TD)  
112, St. Brown, DET vs. DEN 12/16 (7 rec., 1 TD)  
112, Olave, NO vs. TEN 09/10 (8 rec., 0 TD)  
112, T. Hill, MIA vs. NE 10/29 (8 rec., 1 TD)  
111, Kupp, LAR vs. WAS 12/17 (8 rec., 1 TD)  
111, K. Allen, LAC at TEN 09/17 (ot) (8 rec., 2 TD)  
111, Addison, MIN at CIN 12/16 (ot) (6 rec., 2 TD)  
111, Diggs, BUF at WAS 09/24 (8 rec., 0 TD)  
110, Kirk, JAX vs. KC 09/17 (11 rec., 0 TD)  
110, Higgins, CIN vs. BUF 11/05 (8 rec., 0 TD)  
109, Hyatt, NYG vs. NE 11/26 (5 rec., 0 TD)  
109, Aiyuk, SF vs. CIN 10/29 (5 rec., 0 TD)  
109, Pittman, IND at JAX 10/15 (9 rec., 0 TD)  
109, Cooper, CLE vs. CHI 12/17 (4 rec., 1 TD)  
108, Dotson, WAS vs. PHI 10/29 (8 rec., 1 TD)  
108, St. Brown, DET vs. LV 10/30 (6 rec., 0 TD)  
108, Cooper, CLE vs. SF 10/15 (4 rec., 0 TD)  
108, G. Wilson, NYJ vs. HOU 12/10 (9 rec., 0 TD)  
107, Rice, KC at LV 11/26 (8 rec., 1 TD)  
107, Thielen, CAR at DET 10/08 (11 rec., 1 TD)  
107, Pickens, PIT at LAR 10/22 (5 rec., 0 TD)  
107, Kmet, CHI vs. ARI 12/24 (4 rec., 0 TD)  
107, Pittman, IND vs. TB 11/26 (10 rec., 0 TD)  
106, K. Allen, LAC vs. BAL 11/26 (14 rec., 0 TD)  
106, St. Brown, DET at MIN 12/24 (12 rec., 1 TD)  
106, D. Smith, PHI vs. BUF 11/26 (ot) (7 rec., 1 TD)  
105, Nacua, LAR vs. CLE 12/03 (4 rec., 1 TD)  
105, Davis, BUF at PHI 11/26 (ot) (6 rec., 1 TD)  
105, Pittman, IND at TEN 12/03 (ot) (11 rec., 1 TD)  
104, Njoku, CLE vs. CHI 12/17 (10 rec., 1 TD)  
104, Kirk, JAX vs. SF 11/12 (6 rec., 0 TD)  
104, Moore, CHI at TB 09/17 (6 rec., 0 TD)  
104, N. Collins, HOU vs. JAX 11/26 (7 rec., 1 TD)  
104, Olave, NO at GB 09/24 (8 rec., 0 TD)  
103, Ridley, JAX vs. TEN 11/19 (7 rec., 2 TD)  
102, St. Brown, DET vs. SEA 09/17 (ot) (6 rec., 0 TD)  
102, St. Brown, DET vs. ATL 09/24 (9 rec., 0 TD)  
102, Diggs, BUF at NYJ 09/11 (ot) (10 rec., 1 TD)  
102, St. Brown, DET at BAL 10/22 (13 rec., 0 TD)  
102, T. Hill, MIA at NYJ 11/24 (9 rec., 1 TD)  
102, McBride, ARI vs. SF 12/17 (10 rec., 0 TD)

101, Ridley, JAX at IND 09/10 (8 rec., 1 TD)  
101, Adams, LV vs. LAC 12/14 (8 rec., 1 TD)  
100, G. Wilson, NYJ at NYG 10/29 (ot) (7 rec., 0 TD)  
100, Davis, BUF vs. JAX 10/08 (6 rec., 1 TD)  
100, J. Smith, ATL vs. MIN 11/05 (5 rec., 1 TD)  
100, Pierce, IND at TEN 12/03 (ot) (3 rec., 1 TD)  
100, Samuel, WAS at DAL 11/23 (9 rec., 0 TD)  
100, Diggs, BUF vs. NYG 10/15 (10 rec., 0 TD)  
100, Chase, CIN at SF 10/29 (10 rec., 1 TD)

**WEEK 16 / THROUGH MONDAY, DECEMBER 25, 2023**

**100-Yard Rushing Games**

203, Achane, MIA vs. DEN 09/24 (18 att., 2 TD)  
179, Cook, BUF vs. DAL 12/17 (25 att., 1 TD)  
177, Bre. Hall, NYJ at DEN 10/08 (22 att., 1 TD)  
175, Swift, PHI vs. MIN 09/14 (28 att., 1 TD)  
165, Moss, IND vs. TEN 10/08 (23 att., 2 TD)  
158, K. Williams, LAR vs. ARI 10/15 (20 att., 1 TD)  
152, K. Williams, LAR vs. WAS 12/17 (27 att., 1 TD)  
152, Gibbs, DET vs. LV 10/30 (26 att., 1 TD)  
152, McCaffrey, SF at PIT 09/10 (22 att., 1 TD)  
151, Achane, MIA vs. NYG 10/08 (11 att., 1 TD)  
150, Singletary, HOU at CIN 11/12 (30 att., 1 TD)  
145, McCaffrey, SF vs. SEA 12/10 (16 att., 0 TD)  
145, White, LV at KC 12/25 (22 att., 0 TD)  
143, K. Williams, LAR at ARI 11/26 (16 att., 0 TD)  
138, Mitchell, BAL vs. SEA 11/05 (9 att., 1 TD)  
136, Etienne, JAX at BUF 10/08 (26 att., 2 TD)  
132, Chandler, MIN at CIN 12/16 (ot) (23 att., 1 TD)  
130, Swift, PHI at TB 09/25 (16 att., 0 TD)  
129, Warren, PIT at CLE 11/19 (9 att., 1 TD)  
128, S. Barkley, NYG vs. NYJ 10/29 (ot) (36 att., 0 TD)  
127, Bre. Hall, NYJ vs. BUF 09/11 (ot) (10 att., 0 TD)  
127, A. Jones, GB at CAR 12/24 (21 att., 0 TD)  
124, Robinson, ATL vs. GB 09/17 (19 att., 0 TD)  
123, Cook, BUF vs. LV 09/17 (17 att., 0 TD)  
122, Henry, TEN vs. CIN 10/01 (22 att., 1 TD)  
122, Moss, IND at BAL 09/24 (ot) (30 att., 0 TD)  
122, Pollard, DAL at ARI 09/24 (23 att., 0 TD)  
121, Mostert, MIA at NE 09/17 (18 att., 2 TD)  
121, Singletary, HOU at TEN 12/17 (ot) (26 att., 0 TD)  
121, Montgomery, DET at GB 09/28 (32 att., 3 TD)  
117, Ekeler, LAC vs. MIA 09/10 (16 att., 1 TD)  
116, McCaffrey, SF at LAR 09/17 (20 att., 1 TD)  
116, Jacobs, LV vs. NYJ 11/12 (27 att., 0 TD)  
116, Montgomery, DET at LAC 11/12 (12 att., 1 TD)  
115, Mostert, MIA vs. CAR 10/15 (17 att., 2 TD)  
115, McCaffrey, SF at ARI 12/17 (18 att., 1 TD)  
115, Pacheco, KC at NYJ 10/01 (20 att., 1 TD)  
114, McCaffrey, SF at SEA 11/23 (19 att., 2 TD)  
114, K. Williams, LAR at BAL 12/10 (ot) (25 att., 0 TD)  
112, Herbert, CHI vs. ARI 12/24 (20 att., 1 TD)  
112, Singletary, HOU vs. ARI 11/19 (22 att., 1 TD)  
110, Jacobs, LV vs. KC 11/26 (20 att., 1 TD)  
110, Pacheco, KC at GB 12/03 (18 att., 1 TD)  
109, Montgomery, DET vs. CAR 10/08 (19 att., 1 TD)  
109, Cook, BUF vs. DEN 11/13 (12 att., 0 TD)  
107, J. Ford, CLE at BAL 11/12 (17 att., 0 TD)  
106, Conner, ARI vs. NYG 09/17 (23 att., 1 TD)  
106, McCaffrey, SF vs. ARI 10/01 (20 att., 3 TD)  
106, J. Ford, CLE at PIT 09/18 (16 att., 0 TD)  
106, Chubb, CLE vs. CIN 09/10 (18 att., 0 TD)  
105, Walker, SEA vs. ARI 10/22 (26 att., 0 TD)  
105, Conner, ARI at PIT 12/03 (25 att., 2 TD)  
105, Robinson, ATL at JAX 10/01 (14 att., 0 TD)  
104, Hubbard, CAR at TB 12/03 (25 att., 2 TD)  
104, K. Williams, LAR vs. NO 12/21 (22 att., 1 TD)  
104, Fields, CHI at DET 11/19 (18 att., 0 TD)  
103, K. Williams, LAR at IND 10/01 (ot) (25 att., 2 TD)  
103, Herbert, CHI vs. DEN 10/01 (18 att., 0 TD)  
103, McCaffrey, SF vs. BAL 12/25 (14 att., 1 TD)  
102, R. White, TB at ATL 12/10 (25 att., 0 TD)  
102, Henry, TEN vs. IND 12/03 (ot) (21 att., 2 TD)  
101, Jackson, BAL vs. IND 09/24 (ot) (14 att., 2 TD)  
101, Warren, PIT vs. GB 11/12 (15 att., 1 TD)  
101, Achane, MIA at BUF 10/01 (8 att., 2 TD)  
101, Henry, TEN vs. ATL 10/29 (22 att., 0 TD)  
100, Gibbs, DET vs. DEN 12/16 (11 att., 1 TD)  
100, R. White, TB at IND 11/26 (15 att., 0 TD)

**WEEK 16 / THROUGH MONDAY, DECEMBER 25, 2023**

**AFC / LEADING PASSERS**

Player, Team	Att	Comp	Pct		Avg		Pct			Pct Rating	
			Comp	Yds	Gain	TD	TD	Long	Int	Int	Points
Tagovailoa, Mia.	495	349	70.5	4214	8.51	26	5.3	78t	10	2.0	105.4
*Stroud, Hou.	441	275	62.4	3631	8.23	20	4.5	75t	5	1.1	98.7
R. Wilson, Den.	447	297	66.4	3070	6.87	26	5.8	60t	8	1.8	98.0
Jackson, Bal.	436	289	66.3	3357	7.70	19	4.4	80	7	1.6	97.2
J. Allen, Buf.	511	340	66.5	3778	7.39	27	5.3	81t	15	2.9	93.7
Herbert, LA-C	456	297	65.1	3134	6.87	20	4.4	60	7	1.5	93.2
Mahomes, K.C.	568	380	66.9	3938	6.93	26	4.6	54	14	2.5	91.7
Burrow, Cin.	365	244	66.8	2309	6.33	15	4.1	64t	6	1.6	91.0
Lawrence, Jac.	521	341	65.5	3736	7.17	19	3.6	65t	12	2.3	89.1
*Levis, Ten.	249	147	59.0	1792	7.20	8	3.2	61t	4	1.6	85.3
Minshew, Ind.	443	277	62.5	2940	6.64	14	3.2	75t	9	2.0	83.9
Pickett, Pit.	324	201	62.0	2070	6.39	6	1.9	72t	4	1.2	81.4
*O'Connell, L.V.	265	163	61.5	1675	6.32	8	3.0	50	7	2.6	78.7
Z. Wilson, NY-J	368	221	60.1	2271	6.17	8	2.2	68t	7	1.9	77.2
Mac Jones, N.E.	345	224	64.9	2120	6.14	10	2.9	58t	12	3.5	77.0

**AFC / LEADING PASSERS, RANKS**

Player, Team	Att	Comp	Pct		Avg		Pct			Pct Rating	
			Comp	Yds	Gain	TD	TD	Long	Int	Int	Points
Tagovailoa, Mia.	4	2	1	1	1	2t	3		11	9	1
*Stroud, Hou.	8	9	11	5	2	5t	5		3	1	2
R. Wilson, Den.	6	5t	5	8	9	2t	1		9	7	3
Jackson, Bal.	9	7	6	6	3	7t	7		5t	4	4
J. Allen, Buf.	3	4	4	3	4	1	2		15	14	5
Herbert, LA-C	5	5t	8	7	8	5t	6		5t	3	6
Mahomes, K.C.	1	1	2	2	7	2t	4		14	12	7
Burrow, Cin.	11	10	3	10	12	9	8		4	6	8
Lawrence, Jac.	2	3	7	4	6	7t	9		12t	11	9
*Levis, Ten.	15	15	15	14	5	13t	10		1t	5	10
Minshew, Ind.	7	8	10	9	10	10	11		10	10	11
Pickett, Pit.	13	13	12	13	11	19t	15		1t	2	12
*O'Connell, L.V.	14	14	13	15	13	13t	12		5t	13	13
Z. Wilson, NY-J	10	12	14	11	14	13t	14		5t	8	14
Mac Jones, N.E.	12	11	9	12	15	11t	13		12t	15	15

**WEEK 16 / THROUGH MONDAY, DECEMBER 25, 2023****AFC / FOURTH-QUARTER PASSING LEADERS**

Rank	Player, Team	Att	Comp	Comp%	Yards	YPA	TD	TD%	Int	Int%	Rating
1)	Browning, Cin.	44	33	75.0	330	7.50	3	6.8	1	2.3	109.1
2)	R. Wilson, Den.	143	88	61.5	1045	7.31	11	7.7	2	1.4	103.6
3)	Herbert, LA-C	108	70	64.8	808	7.48	7	6.5	2	1.9	101.2
4)	Garoppolo, L.V.	38	27	71.1	303	7.97	2	5.3	1	2.6	101.1
5)	Flacco, Cle.	40	24	60.0	329	8.23	3	7.5	1	2.5	100.9
6)	*Stroud, Hou.	111	66	59.5	946	8.52	8	7.2	3	2.7	99.9
7)	J. Allen, Buf.	100	70	70.0	756	7.56	6	6.0	3	3.0	99.4
8)	Pickett, Pit.	69	47	68.1	563	8.16	2	2.9	1	1.4	96.5
9)	Mac Jones, N.E.	102	68	66.7	654	6.41	5	4.9	2	2.0	92.5
10)	Jackson, Bal.	70	45	64.3	479	6.84	3	4.3	2	2.9	86.5
11)	Tagovailoa, Mia.	82	52	63.4	491	5.99	3	3.7	2	2.4	81.9
12)	*Levis, Ten.	83	44	53.0	572	6.89	4	4.8	2	2.4	81.0
13)	Tannehill, Ten.	44	29	65.9	322	7.32	1	2.3	2	4.5	76.1
14)	Mills, Hou.	37	16	43.2	166	4.49	2	5.4	0	0.0	74.8
15)	Burrow, Cin.	89	51	57.3	583	6.55	3	3.4	3	3.4	74.3
16)	Minshew, Ind.	111	64	57.7	704	6.34	3	2.7	3	2.7	74.3
17)	Lawrence, Jac.	119	68	57.1	681	5.72	4	3.4	3	2.5	74.2
18)	Mahomes, K.C.	137	75	54.7	756	5.52	4	2.9	3	2.2	71.3
19)	Z. Wilson, NY-J	106	64	60.4	727	6.86	2	1.9	5	4.7	67.6
20)	Trubisky, Pit.	52	34	65.4	296	5.69	1	1.9	3	5.8	62.7
21)	Boyle, NY-J-Hou.	38	24	63.2	160	4.21	1	2.6	2	5.3	59.1
22)	*O'Connell, L.V.	83	45	54.2	427	5.14	2	2.4	5	6.0	51.6
23)	Siemian, NY-J	44	21	47.7	188	4.27	0	0.0	1	2.3	50.2
24)	Zappe, N.E.	55	27	49.1	206	3.75	0	0.0	2	3.6	43.4
25)	P. Walker, Cle.	48	20	41.7	197	4.10	0	0.0	3	6.3	27.9

**AFC / THIRD-DOWN PASSING LEADERS**

Rank	Player, Team	Att	Comp	Comp%	Yards	YPA	TD	TD%	Int	Int%	Rating
1)	Mahomes, K.C.	138	88	63.8	1064	7.71	14	10.1	3	2.2	112.1
2)	R. Wilson, Den.	105	69	65.7	775	7.38	9	8.6	2	1.9	108.2
3)	Tagovailoa, Mia.	134	86	64.2	1288	9.61	10	7.5	6	4.5	101.8
4)	*Stroud, Hou.	139	81	58.3	1150	8.27	8	5.8	1	0.7	101.3
5)	Jackson, Bal.	107	61	57.0	749	7.00	9	8.4	2	1.9	99.0
6)	Burrow, Cin.	90	61	67.8	550	6.11	5	5.6	1	1.1	97.9
7)	*O'Connell, L.V.	73	44	60.3	454	6.22	3	4.1	0	0.0	91.9
8)	Lawrence, Jac.	128	82	64.1	835	6.52	9	7.0	5	3.9	89.8
9)	Herbert, LA-C	121	66	54.5	865	7.15	8	6.6	4	3.3	85.6
10)	J. Allen, Buf.	120	69	57.5	789	6.58	7	5.8	6	5.0	76.0
11)	Minshew, Ind.	111	66	59.5	786	7.08	2	1.8	3	2.7	75.9
12)	Z. Wilson, NY-J	96	54	56.3	547	5.70	2	2.1	1	1.0	75.3
13)	Pickett, Pit.	112	59	52.7	839	7.49	1	0.9	2	1.8	72.7
14)	Mac Jones, N.E.	94	50	53.2	561	5.97	1	1.1	3	3.2	61.5
15)	*Levis, Ten.	71	39	54.9	375	5.28	0	0.0	2	2.8	58.1

**WEEK 16 / THROUGH MONDAY, DECEMBER 25, 2023****AFC / LEADING RUSHERS**

Rank	Player, Team	Att	Yards	Avg	Long	TD
1)	Cook, Buf.	208	1038	5.0	42	2
2)	Mostert, Mia.	209	1012	4.8	49	18
3)	Henry, Ten.	249	972	3.9	63	11
4)	Mixon, Cin.	222	858	3.9	22	8
5)	Etienne, Jac.	235	849	3.6	35t	9
6t)	Jacobs, L.V.	233	805	3.5	63t	6
6t)	Pacheco, K.C.	187	805	4.3	48t	7
8)	Harris, Pit.	202	801	4.0	25	5
9)	Jackson, Bal. (QB)	142	786	5.5	30	5
10)	Moss, Ind.	177	764	4.3	56t	5
11)	Singletary, Hou.	176	755	4.3	22	3
12)	J. Ford, Cle.	189	743	3.9	69t	4
13)	Bre. Hall, NY-J	173	732	4.2	83	4
14)	J. Williams, Den.	193	701	3.6	21	2
15)	Edwards, Bal.	172	694	4.0	42	12
16)	Warren, Pit.	127	676	5.3	74t	3
17)	*Achane, Mia.	79	637	8.1	76t	7
18)	Stevenson, N.E.	156	619	4.0	64t	4
19)	Ekeler, LA-C	156	571	3.7	55	5
20)	Elliott, N.E.	157	549	3.5	17	2
21)	Taylor, Ind.	118	457	3.9	42	5
22)	*Spears, Ten.	91	428	4.7	23	1
23)	J. Allen, Buf. (QB)	85	413	4.9	23	13
24)	Kelley, LA-C	103	402	3.9	49t	2
25)	Pierce, Hou.	137	400	2.9	22	2
26)	*Mitchell, Bal.	47	396	8.4	60	2
27)	Mahomes, K.C. (QB)	71	387	5.5	25	0
28)	Hunt, Cle.	125	380	3.0	16t	8
29)	*McLaughlin, Den.	64	360	5.6	38	1
30)	R. Wilson, Den. (QB)	80	341	4.3	21	3
31)	Hill, Bal.	81	339	4.2	27	3
32)	Lawrence, Jac. (QB)	67	329	4.9	26	4
33)	Murray, Buf.	78	300	3.8	29	4
34)	White, L.V.	59	268	4.5	43	1
35)	Herbert, LA-C (QB)	52	228	4.4	35	3
36)	Edwards-Helaire, K.C.	68	222	3.3	20	1
37)	Perine, Den.	46	221	4.8	24	1
38)	Cook, NY-J	67	214	3.2	14	0
39)	Z. Wilson, NY-J (QB)	36	211	5.9	20	0
40)	Strong, Cle.	45	197	4.4	40	1
41)	Chubb, Cle.	28	170	6.1	20	0
42)	*Stroud, Hou. (QB)	35	143	4.1	16	3
43)	D. Watson, Cle. (QB)	26	142	5.5	16	1
44)	*Richardson, Ind. (QB)	25	136	5.4	23	4
45)	*C. Brown, Cin.	30	131	4.4	31	0
46)	Sermon, Phi.-Ind.	30	128	4.3	19	0
47)	J. Wilson, Mia.	29	122	4.2	14	0
48)	Evans, Mia.-Chi.-Mia.	32	121	3.8	13	1
49)	D. Johnson, Jac.	37	109	2.9	19	0
50)	Ty Johnson, Buf.	24	105	4.4	13	0

**AFC / THIRD-AND-ONE RUSHING LEADERS**

Rank	Player, Team	Att	FD	Pct
1t)	J. Allen, Buf.	11	11	100.0
1t)	Henry, Ten.	4	4	100.0
1t)	McKinnon, K.C.	4	4	100.0
4)	R. Wilson, Den.	15	13	86.7
5t)	Stevenson, N.E.	7	6	85.7
5t)	*Stroud, Hou.	7	6	85.7
7t)	Harris, Pit.	5	4	80.0
7t)	Mostert, Mia.	5	4	80.0
9)	Moss, Ind.	14	11	78.6
10)	Edwards, Bal.	8	6	75.0
11t)	Jackson, Bal.	7	5	71.4
11t)	Murray, Buf.	7	5	71.4
11t)	Pickett, Pit.	7	5	71.4
11t)	Taylor, Ind.	7	5	71.4
15)	Pacheco, K.C.	9	6	66.7
16)	Hunt, Cle.	7	4	57.1
17t)	Ekeler, LA-C	11	6	54.5
17t)	Mixon, Cin.	11	6	54.5
19)	Jacobs, L.V.	8	4	50.0
20)	Etienne, Jac.	10	4	40.0



**WEEK 16 / THROUGH MONDAY, DECEMBER 25, 2023**

**AFC / LEADERS IN RECEPTIONS**

Rank	Player, Team	Rec	Yards	Avg	Long	TD
1)	K. Allen, LA-C	108	1243	11.5	42	7
2)	T. Hill, Mia.	106	1641	15.5	78t	12
3)	Pittman, Ind.	99	1062	10.7	75t	4
4)	Engram, Jac. (TE)	98	824	8.4	34	3
5)	Diggs, Buf.	96	1070	11.1	55t	8
6)	Chase, Cin.	93	1156	12.4	76t	7
7)	Kelce, K.C. (TE)	90	968	10.8	53	5
8)	G. Wilson, NY-J	88	958	10.9	68t	3
9)	Adams, L.V.	85	972	11.4	46t	5
10)	Njoku, Cle. (TE)	75	748	10.0	41	6
11t)	*Rice, K.C.	74	811	11.0	39t	7
11t)	*Flowers, Bal.	74	752	10.2	52	4
13t)	Cooper, Cle.	72	1250	17.4	75t	5
13t)	Waddle, Mia.	72	1014	14.1	60t	4
15)	Ridley, Jac.	66	871	13.2	45	7
16)	Bre. Hall, NY-J (RB)	65	537	8.3	50t	3
17t)	N. Collins, Hou.	64	1022	16.0	59	7
17t)	Boyd, Cin.	64	634	9.9	64	2
19)	*Downs, Ind.	63	670	10.6	59t	2
20t)	Meyers, L.V.	62	690	11.1	33	7
20t)	*Kincaid, Buf. (TE)	62	502	8.1	22t	2
22)	Hopkins, Ten.	61	939	15.4	61t	6
23)	Sutton, Den.	58	770	13.3	46t	10
24)	Kirk, Jac.	57	787	13.8	57	3
25)	Pickens, Pit.	56	1009	18.0	86t	5
26t)	Moore, Cle.	54	579	10.7	42	1
26t)	Conklin, NY-J (TE)	54	560	10.4	37	0
28t)	Schultz, Hou. (TE)	52	574	11.0	31	5
28t)	Warren, Pit. (RB)	52	330	6.3	30	0
30)	Etienne, Jac. (RB)	51	430	8.4	56t	1
31)	Okonkwo, Ten. (TE)	49	458	9.3	39	1
32)	Jeudy, Den.	48	625	13.0	46	1
33t)	*Dell, Hou.	47	709	15.1	68t	7
33t)	Mixon, Cin. (RB)	47	348	7.4	45	1
35)	Everett, LA-C (TE)	46	376	8.2	31	3
36t)	Andrews, Bal. (TE)	45	544	12.1	38	6
36t)	Perine, Den. (RB)	45	416	9.2	29	0
36t)	*Spears, Ten. (RB)	45	315	7.0	48	0
36t)	Elliott, N.E. (RB)	45	280	6.2	23	2
40)	*Douglas, N.E.	44	517	11.8	42	0
41t)	Davis, Buf.	43	725	16.9	57t	7
41t)	D. Johnson, Pit.	43	552	12.8	39	4
41t)	Ekeler, LA-C (RB)	43	394	9.2	39t	1
44)	Henry, N.E. (TE)	42	419	10.0	24t	6
45)	Higgins, Cin.	41	637	15.5	80t	5
46t)	Cook, Buf. (RB)	40	433	10.8	48	4
46t)	J. Ford, Cle. (RB)	40	236	5.9	24t	3
48)	Stevenson, N.E. (RB)	38	238	6.3	34	0
49t)	Bourne, N.E.	37	406	11.0	36	4
49t)	Jacobs, L.V. (RB)	37	296	8.0	21	0
49t)	Pacheco, K.C. (RB)	37	209	5.6	33	1
49t)	J. Williams, Den. (RB)	37	168	4.5	18	2

**WEEK 16 / THROUGH MONDAY, DECEMBER 25, 2023****AFC / RECEIVING YARDAGE LEADERS**

Rank	Player, Team	Yards	Rec	Avg	Long	TD
1)	T. Hill, Mia.	1641	106	15.5	78t	12
2)	Cooper, Cle.	1250	72	17.4	75t	5
3)	K. Allen, LA-C	1243	108	11.5	42	7
4)	Chase, Cin.	1156	93	12.4	76t	7
5)	Diggs, Buf.	1070	96	11.1	55t	8
6)	Pittman, Ind.	1062	99	10.7	75t	4
7)	N. Collins, Hou.	1022	64	16.0	59	7
8)	Waddle, Mia.	1014	72	14.1	60t	4
9)	Pickens, Pit.	1009	56	18.0	86t	5
10)	Adams, L.V.	972	85	11.4	46t	5
11)	Kelce, K.C. (TE)	968	90	10.8	53	5
12)	G. Wilson, NY-J	958	88	10.9	68t	3
13)	Hopkins, Ten.	939	61	15.4	61t	6
14)	Ridley, Jac.	871	66	13.2	45	7
15)	Engram, Jac. (TE)	824	98	8.4	34	3
16)	*Rice, K.C.	811	74	11.0	39t	7
17)	Kirk, Jac.	787	57	13.8	57	3
18)	Sutton, Den.	770	58	13.3	46t	10
19)	*Flowers, Bal.	752	74	10.2	52	4
20)	Njoku, Cle. (TE)	748	75	10.0	41	6
21)	Davis, Buf.	725	43	16.9	57t	7
22)	*Dell, Hou.	709	47	15.1	68t	7
23)	Meyers, L.V.	690	62	11.1	33	7
24)	*Downs, Ind.	670	63	10.6	59t	2
25)	Higgins, Cin.	637	41	15.5	80t	5
26)	Boyd, Cin.	634	64	9.9	64	2
27)	Jeudy, Den.	625	48	13.0	46	1
28)	Moore, Cle.	579	54	10.7	42	1
29)	Schultz, Hou. (TE)	574	52	11.0	31	5
30)	Conklin, NY-J (TE)	560	54	10.4	37	0
31)	Brown, Hou.	559	32	17.5	75t	2
32)	D. Johnson, Pit.	552	43	12.8	39	4
33)	Andrews, Bal. (TE)	544	45	12.1	38	6
34t)	Bre. Hall, NY-J (RB)	537	65	8.3	50t	3
34t)	Palmer, LA-C	537	32	16.8	79t	2
36)	Beckham, Bal.	532	34	15.6	51	3
37)	*Douglas, N.E.	517	44	11.8	42	0
38)	*Kincaid, Buf. (TE)	502	62	8.1	22t	2
39)	Shakir, Buf.	467	29	16.1	81t	2
40)	Okonkwo, Ten. (TE)	458	49	9.3	39	1
41)	Pierce, Ind.	456	31	14.7	55	1
42)	Cook, Buf. (RB)	433	40	10.8	48	4
43)	Etienne, Jac. (RB)	430	51	8.4	56t	1
44t)	Henry, N.E. (TE)	419	42	10.0	24t	6
44t)	Ju. Watson, K.C.	419	26	16.1	37	3
46)	Perine, Den. (RB)	416	45	9.2	29	0
47)	Bourne, N.E.	406	37	11.0	36	4
48)	Ekeler, LA-C (RB)	394	43	9.2	39t	1
49)	*Johnston, LA-C	385	33	11.7	57	2
50)	Everett, LA-C (TE)	376	46	8.2	31	3

**WEEK 16 / THROUGH MONDAY, DECEMBER 25, 2023**

**AFC / THIRD-DOWN RECEIVING LEADERS**

Rank	Player, Team	Rec	Yards	Avg	Long	TD
1)	T. Hill, Mia.	28	563	20.1	78t	6
2t)	N. Collins, Hou.	27	490	18.1	59	4
2t)	K. Allen, LA-C	27	321	11.9	28	3
4)	Njoku, Cle. (TE)	25	229	9.2	34t	2
5)	Diggs, Buf.	23	234	10.2	30	3
6)	Pittman, Ind.	22	222	10.1	42	0
7t)	Conklin, NY-J (TE)	21	243	11.6	37	0
7t)	Meyers, L.V.	21	226	10.8	33	3
7t)	Engram, Jac. (TE)	21	145	6.9	14	1
10t)	Chase, Cin.	20	252	12.6	76t	2
10t)	*Spears, Ten. (RB)	20	195	9.8	48	0
10t)	Warren, Pit. (RB)	20	165	8.3	30	0
13)	*Downs, Ind.	19	308	16.2	59t	1
14t)	Waddle, Mia.	18	325	18.1	50	1
14t)	Boyd, Cin.	18	189	10.5	44	0
14t)	G. Wilson, NY-J	18	185	10.3	25	0
17t)	Cooper, Cle.	17	299	17.6	49	0
17t)	Schultz, Hou. (TE)	17	208	12.2	26	2
17t)	*Rice, K.C.	17	202	11.9	39t	4
20t)	Sutton, Den.	16	238	14.9	33	3
20t)	Adams, L.V.	16	209	13.1	33	1
20t)	*Flowers, Bal.	16	186	11.6	29	1
20t)	Ridley, Jac.	16	177	11.1	32	3
20t)	Okonkwo, Ten. (TE)	16	107	6.7	15	0
25t)	Kirk, Jac.	15	257	17.1	57	1
25t)	Kelce, K.C. (TE)	15	191	12.7	28	3
25t)	Woods, Hou.	15	136	9.1	19	1
25t)	McKinnon, K.C. (RB)	15	120	8.0	17t	1
25t)	Bre. Hall, NY-J (RB)	15	58	3.9	10	1
30t)	Pickens, Pit.	14	343	24.5	66t	1
30t)	D. Johnson, Pit.	14	237	16.9	39	0
30t)	Moore, Cle.	14	166	11.9	30	0
33t)	Ju. Watson, K.C.	13	228	17.5	34	3
33t)	*Douglas, N.E.	13	172	13.2	42	0
33t)	Perine, Den. (RB)	13	113	8.7	20	0
36t)	*Dell, Hou.	12	210	17.5	68t	1
36t)	Hopkins, Ten.	12	159	13.3	38	0
36t)	Higgins, Cin.	12	144	12.0	23	2
36t)	Jeudy, Den.	12	137	11.4	25	0
36t)	Berrios, Mia.	12	136	11.3	22	1
36t)	*Kincaid, Buf. (TE)	12	104	8.7	22t	1
42)	*Mayer, L.V. (TE)	11	135	12.3	32	1
43t)	Beckham, Bal.	10	180	18.0	40t	2
43t)	Brown, Hou.	10	135	13.5	29	1
43t)	Agholor, Bal.	10	130	13.0	37t	3
43t)	Henry, N.E. (TE)	10	109	10.9	21	0
43t)	Andrews, Bal. (TE)	10	104	10.4	18t	3
43t)	Hudson, Cin. (TE)	10	98	9.8	21	0
43t)	Freiermuth, Pit. (TE)	10	95	9.5	29	0
43t)	Everett, LA-C (TE)	10	77	7.7	31	2
43t)	Granson, Ind. (TE)	10	72	7.2	15	0
43t)	Abdullah, L.V. (RB)	10	61	6.1	13	0

**WEEK 16 / THROUGH MONDAY, DECEMBER 25, 2023**

**AFC / LEADING SCORERS, NONKICKERS**

Rank	Player, Team	TD	Rush	Rec	Ret	X2	Pts
1)	Mostert, Mia. (RB)	21	18	3	0	0	126
2)	J. Allen, Buf. (QB)	13	13	0	0	0	78
3)	Edwards, Bal. (RB)	12	12	0	0	1	74
4)	T. Hill, Mia. (WR)	12	0	12	0	0	72
5)	Henry, Ten. (RB)	11	11	0	0	0	66
6)	Etienne, Jac. (RB)	10	9	1	0	2	64
7)	Sutton, Den. (WR)	10	0	10	0	0	60
8)	Mixon, Cin. (RB)	9	8	1	0	1	56
9)	*Achane, Mia. (RB)	9	7	2	0	0	54
10)	Diggs, Buf. (WR)	8	0	8	0	1	50
11t)	Hunt, Cle. (RB)	8	8	0	0	0	48
11t)	Meyers, L.V. (WR)	8	1	7	0	0	48
11t)	Pacheco, K.C. (RB)	8	7	1	0	0	48
14t)	N. Collins, Hou. (WR)	7	0	7	0	1	44
14t)	Davis, Buf. (WR)	7	0	7	0	1	44
14t)	J. Ford, Cle. (RB)	7	4	3	0	1	44
14t)	Moss, Ind. (RB)	7	5	2	0	1	44
14t)	Ridley, Jac. (WR)	7	0	7	0	1	44
19t)	K. Allen, LA-C (WR)	7	0	7	0	0	42
19t)	Chase, Cin. (WR)	7	0	7	0	0	42
19t)	*Dell, Hou. (WR)	7	0	7	0	0	42
19t)	Bre. Hall, NY-J (RB)	7	4	3	0	0	42
19t)	*Rice, K.C. (WR)	7	0	7	0	0	42
24t)	Andrews, Bal. (TE)	6	0	6	0	0	36
24t)	Cook, Buf. (RB)	6	2	4	0	0	36
24t)	Ekeler, LA-C (RB)	6	5	1	0	0	36
24t)	Henry, N.E. (TE)	6	0	6	0	0	36
24t)	Hopkins, Ten. (WR)	6	0	6	0	0	36
24t)	Jacobs, L.V. (RB)	6	6	0	0	0	36
24t)	Njoku, Cle. (TE)	6	0	6	0	0	36
24t)	Taylor, Ind. (RB)	6	5	1	0	0	36
32t)	Cooper, Cle. (WR)	5	0	5	0	1	32
32t)	*Flowers, Bal. (WR)	5	1	4	0	1	32
34t)	Adams, L.V. (WR)	5	0	5	0	0	30
34t)	Harris, Pit. (RB)	5	5	0	0	0	30
34t)	Higgins, Cin. (WR)	5	0	5	0	0	30
34t)	Jackson, Bal. (QB)	5	5	0	0	0	30
34t)	Kelce, K.C. (TE)	5	0	5	0	0	30
34t)	McKinnon, K.C. (RB)	5	1	4	0	0	30
34t)	Pickens, Pit. (WR)	5	0	5	0	0	30
34t)	Schultz, Hou. (TE)	5	0	5	0	0	30
42t)	Pittman, Ind. (WR)	4	0	4	0	2	28
42t)	J. Williams, Den. (RB)	4	2	2	0	2	28
44)	Johnson, Den. (WR)	4	0	4	0	1	26
45t)	Agholor, Bal. (WR)	4	0	4	0	0	24
45t)	Bourne, N.E. (WR)	4	0	4	0	0	24
45t)	Elliott, N.E. (RB)	4	2	2	0	0	24
45t)	D. Johnson, Pit. (WR)	4	0	4	0	0	24
45t)	Lawrence, Jac. (QB)	4	4	0	0	0	24
45t)	Murray, Buf. (RB)	4	4	0	0	0	24
45t)	Parham, LA-C (TE)	4	0	4	0	0	24
45t)	*Richardson, Ind. (QB)	4	4	0	0	0	24
45t)	Stevenson, N.E. (RB)	4	4	0	0	0	24
45t)	Waddle, Mia. (WR)	4	0	4	0	0	24

**WEEK 16 / THROUGH MONDAY, DECEMBER 25, 2023****AFC / LEADING SCORERS, KICKERS**

Rank	Player, Team	PAT	FG	Pct	Long	Pts
1)	Tucker, Bal.	42/43	31/36	.861	50	135
2)	Hopkins, Cle.	24/26	33/36	.917	58	123
3)	J. Sanders, Mia.	55/56	22/26	.846	57	121
4)	Gay, Ind.	33/34	27/34	.794	57	114
5)	Butker, K.C.	36/36	25/27	.926	60	111
6)	Bass, Buf.	43/44	22/27	.815	54	109
7)	Folk, Ten.	24/26	28/29	.966	53	108
8t)	Dicker, LA-C	35/35	24/25	.960	55	107
8t)	Lutz, Den.	26/28	27/30	.900	52	107
10)	McPherson, Cin.	34/34	24/29	.828	56	106
11t)	McManus, Jac.	31/31	24/31	.774	56	103
11t)	Zuerlein, NY-J	13/14	30/31	.968	55	103
13)	Boswell, Pit.	22/23	25/27	.926	57	97
14)	Carlson, L.V.	27/27	22/26	.846	54	93
15)	Fairbairn, Hou.	17/17	22/23	.957	54	83
16)	*Ryland, N.E.	21/22	15/23	.652	56	66
17)	Ammendola, Hou.	10/11	6/ 9	.667	45	28
18)	Ogunbowale, Hou.	0/ 0	1/ 1	1.000	29	3

**AFC / TOUCHBACKS ON KICKOFFS**

Rank	Player, Team	TB
1)	Tucker, Bal.	74
2)	J. Sanders, Mia.	69
3)	Lutz, Den.	64
4)	Butker, K.C.	63
5t)	Dicker, LA-C	62
5t)	Gay, Ind.	62
7)	McPherson, Cin.	56
8)	McManus, Jac.	55
9)	Zuerlein, NY-J	51
10)	Hopkins, Cle.	50
11)	Boswell, Pit.	47
12)	Bass, Buf.	45
13)	Carlson, L.V.	41
14)	*Ryland, N.E.	37
15)	Folk, Ten.	32
16)	Fairbairn, Hou.	26
17)	Ammendola, Hou.	16
18)	Bailey, Mia.	8
19)	Ogunbowale, Hou.	3
20)	Morstead, NY-J	2
21t)	Townsend, K.C.	1
21t)	*Zentner, Hou.-Ten.	1

**WEEK 16 / THROUGH MONDAY, DECEMBER 25, 2023**

**AFC / MOST YARDS FROM SCRIMMAGE**

Rank	Player, Team	Yards	Total			Rushing			Receiving		
			Att+Rec	Avg	Yards	Att	Avg	Yards	Rec	Avg	
1)	T. Hill, Mia. (WR)	1656	111	14.9	15	5	3.0	1641	106	15.5	
2)	Cook, Buf. (RB)	1471	248	5.9	1038	208	5.0	433	40	10.8	
3)	Etienne, Jac. (RB)	1279	286	4.5	849	235	3.6	430	51	8.4	
4)	Bre. Hall, NY-J (RB)	1269	238	5.3	732	173	4.2	537	65	8.3	
5)	Cooper, Cle. (WR)	1250	72	17.4	0	0	---	1250	72	17.4	
6)	K. Allen, LA-C (WR)	1249	110	11.4	6	2	3.0	1243	108	11.5	
7)	Mixon, Cin. (RB)	1206	269	4.5	858	222	3.9	348	47	7.4	
8)	Mostert, Mia. (RB)	1187	234	5.1	1012	209	4.8	175	25	7.0	
9)	Henry, Ten. (RB)	1186	277	4.3	972	249	3.9	214	28	7.6	
10)	Chase, Cin. (WR)	1150	96	12.0	-6	3	-2.0	1156	93	12.4	
11)	Jacobs, L.V. (RB)	1101	270	4.1	805	233	3.5	296	37	8.0	
12)	Diggs, Buf. (WR)	1070	96	11.1	0	0	---	1070	96	11.1	
13)	Pittman, Ind. (WR)	1062	99	10.7	0	0	---	1062	99	10.7	
14)	Waddle, Mia. (WR)	1026	75	13.7	12	3	4.0	1014	72	14.1	
15)	Pickens, Pit. (WR)	1024	58	17.7	15	2	7.5	1009	56	18.0	
16)	N. Collins, Hou. (WR)	1022	64	16.0	0	0	---	1022	64	16.0	
17)	Pacheco, K.C. (RB)	1014	224	4.5	805	187	4.3	209	37	5.6	
18)	Warren, Pit. (RB)	1006	179	5.6	676	127	5.3	330	52	6.3	
19)	J. Ford, Cle. (RB)	979	229	4.3	743	189	3.9	236	40	5.9	
20)	Adams, L.V. (WR)	972	85	11.4	0	0	---	972	85	11.4	
21)	Kelce, K.C. (TE)	968	90	10.8	0	0	---	968	90	10.8	
22)	Ekeler, LA-C (RB)	965	199	4.8	571	156	3.7	394	43	9.2	
23)	G. Wilson, NY-J (WR)	959	91	10.5	1	3	0.3	958	88	10.9	
24)	Moss, Ind. (RB)	956	204	4.7	764	177	4.3	192	27	7.1	
25)	Harris, Pit. (RB)	950	226	4.2	801	202	4.0	149	24	6.2	
26)	Hopkins, Ten. (WR)	948	63	15.0	9	2	4.5	939	61	15.4	
27)	Singletary, Hou. (RB)	940	202	4.7	755	176	4.3	185	26	7.1	
28)	Ridley, Jac. (WR)	894	75	11.9	23	9	2.6	871	66	13.2	
29)	Edwards, Bal. (RB)	874	184	4.8	694	172	4.0	180	12	15.0	
30)	J. Williams, Den. (RB)	869	230	3.8	701	193	3.6	168	37	4.5	
31)	Stevenson, N.E. (RB)	857	194	4.4	619	156	4.0	238	38	6.3	
32)	Elliott, N.E. (RB)	829	202	4.1	549	157	3.5	280	45	6.2	
33)	Engram, Jac. (TE)	824	98	8.4	0	0	---	824	98	8.4	
34t)	*Flowers, Bal. (WR)	808	82	9.9	56	8	7.0	752	74	10.2	
34t)	*Rice, K.C. (WR)	808	75	10.8	-3	1	-3.0	811	74	11.0	
36)	*Achane, Mia. (RB)	799	101	7.9	637	79	8.1	162	22	7.4	
37)	Kirk, Jac. (WR)	793	58	13.7	6	1	6.0	787	57	13.8	
38)	Jackson, Bal. (QB)	786	142	5.5	786	142	5.5	0	0	---	
39)	Sutton, Den. (WR)	770	58	13.3	0	0	---	770	58	13.3	
40)	*Dell, Hou. (WR)	760	58	13.1	51	11	4.6	709	47	15.1	
41)	Njoku, Cle. (TE)	748	75	10.0	0	0	---	748	75	10.0	
42)	*Spears, Ten. (RB)	743	136	5.5	428	91	4.7	315	45	7.0	
43)	Davis, Buf. (WR)	723	44	16.4	-2	1	-2.0	725	43	16.9	
44)	Meyers, L.V. (WR)	709	65	10.9	19	3	6.3	690	62	11.1	
45)	*Downs, Ind. (WR)	670	63	10.6	0	0	---	670	63	10.6	
46)	Boyd, Cin. (WR)	645	66	9.8	11	2	5.5	634	64	9.9	
47t)	Higgins, Cin. (WR)	637	41	15.5	0	0	---	637	41	15.5	
47t)	Perine, Den. (RB)	637	91	7.0	221	46	4.8	416	45	9.2	
49)	Jeudy, Den. (WR)	625	48	13.0	0	0	---	625	48	13.0	
50)	Taylor, Ind. (RB)	594	134	4.4	457	118	3.9	137	16	8.6	

**WEEK 16 / THROUGH MONDAY, DECEMBER 25, 2023****AFC / LEADERS IN FIRST DOWNS**

Rank	Player, Team	Rush	Rec	Tot
1)	T. Hill, Mia. (WR)	2	75	77
2)	Etienne, Jac. (RB)	46	21	67
3)	Cook, Buf. (RB)	50	16	66
4)	Mostert, Mia. (RB)	59	6	65
5t)	Henry, Ten. (RB)	55	7	62
5t)	Mixon, Cin. (RB)	51	11	62
7t)	Chase, Cin. (WR)	0	60	60
7t)	Pacheco, K.C. (RB)	50	10	60
9)	K. Allen, LA-C (WR)	1	56	57
10t)	Diggs, Buf. (WR)	0	54	54
10t)	Bre. Hall, NY-J (RB)	28	26	54
12)	Moss, Ind. (RB)	41	10	51
13)	Cooper, Cle. (WR)	0	50	50
14t)	Edwards, Bal. (RB)	44	5	49
14t)	Ekeler, LA-C (RB)	29	20	49
14t)	Jacobs, L.V. (RB)	34	15	49
14t)	Kelce, K.C. (TE)	0	49	49
14t)	Pittman, Ind. (WR)	0	49	49
19t)	Waddle, Mia. (WR)	1	47	48
19t)	Warren, Pit. (RB)	31	17	48
21t)	Adams, L.V. (WR)	0	47	47
21t)	Jackson, Bal. (QB)	47	0	47
23)	Ridley, Jac. (WR)	3	42	45
24t)	Harris, Pit. (RB)	37	7	44
24t)	Stevenson, N.E. (RB)	36	8	44
24t)	G. Wilson, NY-J (WR)	1	43	44
27)	Hopkins, Ten. (WR)	0	43	43
28t)	J. Allen, Buf. (QB)	42	0	42
28t)	N. Collins, Hou. (WR)	0	42	42
28t)	J. Ford, Cle. (RB)	29	13	42
31t)	Meyers, L.V. (WR)	2	39	41
31t)	J. Williams, Den. (RB)	33	8	41
33t)	*Flowers, Bal. (WR)	1	39	40
33t)	Hunt, Cle. (RB)	35	5	40
33t)	*Rice, K.C. (WR)	0	40	40
36)	Elliott, N.E. (RB)	28	11	39
37t)	Engram, Jac. (TE)	0	38	38
37t)	R. Wilson, Den. (QB)	38	0	38
39t)	*Dell, Hou. (WR)	3	34	37
39t)	Pickens, Pit. (WR)	1	36	37
39t)	Singleton, Hou. (RB)	30	7	37
42t)	*Spears, Ten. (RB)	22	14	36
42t)	Sutton, Den. (WR)	0	36	36
44t)	Kirk, Jac. (WR)	0	34	34
44t)	Murray, Buf. (RB)	27	7	34
46)	Davis, Buf. (WR)	0	33	33
47t)	Higgins, Cin. (WR)	0	32	32
47t)	Njoku, Cle. (TE)	0	32	32
47t)	Perine, Den. (RB)	12	20	32
50t)	D. Johnson, Pit. (WR)	0	31	31
50t)	Schultz, Hou. (TE)	0	31	31
50t)	Taylor, Ind. (RB)	26	5	31

**WEEK 16 / THROUGH MONDAY, DECEMBER 25, 2023****AFC / LEADING PUNTERS**

Rank	Player, Team	No	Yards	Lg	Avg	TB	Blk	Dwn	OB	Opp Ret	In	Net
1)	Stonehouse, Ten.	53	2812	74	53.1	10	1	6	8	22	243	28 43.9
2)	A. Cole, L.V.	66	3362	83	50.9	6	0	2	12	28	250	29 45.3
3)	Bojorquez, Cle.	80	3959	73	49.5	9	0	5	12	40	393	27 42.3
4)	Morstead, NY-J	87	4296	62	49.4	7	0	6	5	45	505	30 42.0
5)	Sanchez, Ind.	61	2916	69	47.8	0	1	10	7	34	315	21 42.0
6t)	Cooke, Jac.	57	2710	65	47.5	4	0	4	8	20	134	28 43.8
6t)	Stout, Bal.	57	2710	67	47.5	4	1	3	7	27	341	27 39.5
8)	Johnston, Hou.	57	2692	74	47.2	3	0	8	2	21	136	25 43.8
9)	*Baringer, N.E.	85	4000	79	47.1	7	0	7	14	36	373	35 41.0
10)	Townsend, K.C.	52	2445	68	47.0	3	0	10	4	19	206	17 41.9
11)	Scott, LA-C	66	3073	83	46.6	4	0	7	4	24	183	26 42.6
12)	Martin, Buf.	44	2004	70	45.5	3	0	4	5	18	235	17 38.8
13)	Dixon, Den.	69	3138	68	45.5	4	0	6	4	29	179	23 41.7
14)	Bailey, Mia.	45	2027	66	45.0	2	0	7	5	15	105	18 41.8
15)	*Robbins, Cin.	66	2905	62	44.0	5	0	6	7	26	160	18 40.1
16)	Harvin, Pit.	71	3123	63	44.0	5	0	10	9	25	242	27 39.2

**AFC / LEADING PUNTERS, NET AVERAGE**

Rank	Player, Team	No	Yards	Lg	Avg	TB	Blk	Dwn	OB	Opp Ret	In	Net
1)	A. Cole, L.V.	66	3362	83	50.9	6	0	2	12	28	250	29 45.3
2)	Stonehouse, Ten.	53	2812	74	53.1	10	1	6	8	22	243	28 43.9
3t)	Cooke, Jac.	57	2710	65	47.5	4	0	4	8	20	134	28 43.8
3t)	Johnston, Hou.	57	2692	74	47.2	3	0	8	2	21	136	25 43.8
5)	Scott, LA-C	66	3073	83	46.6	4	0	7	4	24	183	26 42.6
6)	Bojorquez, Cle.	80	3959	73	49.5	9	0	5	12	40	393	27 42.3
7)	Morstead, NY-J	87	4296	62	49.4	7	0	6	5	45	505	30 42.0
8)	Sanchez, Ind.	61	2916	69	47.8	0	1	10	7	34	315	21 42.0
9)	Townsend, K.C.	52	2445	68	47.0	3	0	10	4	19	206	17 41.9
10)	Bailey, Mia.	45	2027	66	45.0	2	0	7	5	15	105	18 41.8
11)	Dixon, Den.	69	3138	68	45.5	4	0	6	4	29	179	23 41.7
12)	*Baringer, N.E.	85	4000	79	47.1	7	0	7	14	36	373	35 41.0
13)	*Robbins, Cin.	66	2905	62	44.0	5	0	6	7	26	160	18 40.1
14)	Stout, Bal.	57	2710	67	47.5	4	1	3	7	27	341	27 39.5
15)	Harvin, Pit.	71	3123	63	44.0	5	0	10	9	25	242	27 39.2
16)	Martin, Buf.	44	2004	70	45.5	3	0	4	5	18	235	17 38.8

**AFC / PUNT RETURN LEADERS**

Rank	Player, Team	Ret	FC	Yards	Avg	Long	TD
1)	*D. Davis, LA-C	23	24	373	16.2	87t	1
2)	Duvernay, Bal.	23	20	290	12.6	70	0
3)	*C. Jones, Cin.	19	9	220	11.6	81t	1
4)	Carter, L.V.	22	16	225	10.2	32	0
5)	Berrios, Mia.	23	23	235	10.2	19	0
6)	*Gipson, NY-J	25	29	241	9.6	65t	1
7)	Proche, Cle.	21	20	191	9.1	21	0
8)	Harty, Buf.	23	21	209	9.1	24	0
9)	McKenzie, Ind.	23	16	204	8.9	32	0
10)	*Garror, Ten.	21	5	159	7.6	15	0
11)	Austin, Pit.	23	11	151	6.6	21	0

**AFC / KICKOFF RETURN LEADERS**

Rank	Player, Team	Ret	Yards	Avg	Long	TD
------	--------------	-----	-------	-----	------	----



**WEEK 16 / THROUGH MONDAY, DECEMBER 25, 2023**

**AFC / LEADERS IN INTERCEPTIONS**

Rank	Player, Team	Int	Yards	Avg	Long	TD
1)	Stone, Bal.	6	97	16.2	36	0
2)	Stingley, Hou.	5	17	3.4	14	0
3t)	Dari. Williams, Jac.	4	72	18.0	61t	1
3t)	Taylor-Britt, Cin.	4	65	16.3	30	1
3t)	Blackmon, Ind.	4	39	9.8	25	0
3t)	St. Nelson, Hou.	4	33	8.3	33	0
3t)	Emerson, Cle.	4	25	6.3	14	0
3t)	Hamilton, Bal.	4	25	6.3	18t	1
3t)	Whitehead, NY-J	4	6	1.5	6	0
10t)	Moore, Ind.	3	115	38.3	66t	2
10t)	Spillane, L.V.	3	53	17.7	25	0
10t)	Ramsey, Mia.	3	52	17.3	49	0
10t)	Cisco, Jac.	3	39	13.0	21	0
10t)	Simmons, Den.	3	39	13.0	33	0
10t)	L. Wilson, Cin.	3	16	5.3	16	0
10t)	Douglas, G.B.-Buf.	3	6	2.0	8	0
10t)	Bernard, Buf.	3	2	0.7	2	0
18t)	Stephens, Bal.	2	56	28.0	52	0
18t)	Davis, NY-J	2	52	26.0	51	0
18t)	Adams, NY-J	2	50	25.0	45	0
18t)	J. Jones, N.E.-L.V.	2	49	24.5	33t	2
18t)	Harrison, Ind.	2	45	22.5	36t	1
18t)	Jenkins, Jac.	2	42	21.0	24	0
18t)	Moehrig, L.V.	2	41	20.5	25	0
18t)	B. Jones, Mia.	2	40	20.0	40	0
18t)	Robertson, L.V.	2	40	20.0	40	0
18t)	Epenesa, Buf.	2	38	19.0	32t	1
18t)	Kazee, Pit.	2	37	18.5	30	0
18t)	Dugger, N.E.	2	35	17.5	20	0
18t)	Newsome II, Cle.	2	34	17.0	34t	1
18t)	Peppers, N.E.	2	33	16.5	32	0
18t)	Highsmith, Pit.	2	30	15.0	30t	1
18t)	Hyde, Buf.	2	24	12.0	23	0
18t)	Baker, Mia.	2	23	11.5	22t	1
18t)	D. Hill, Cin.	2	20	10.0	20	0
18t)	Ward, Cle.	2	20	10.0	20	0
18t)	Hilton, Cin.	2	16	8.0	16	0
18t)	Milano, Buf.	2	16	8.0	13	0
18t)	McMillian, Den.	2	14	7.0	9	0
18t)	Houston-Carson, ALL tota	2	13	6.5	13	0
18t)	Pratt, Cin.	2	9	4.5	9	0
18t)	Owusu-Koramoah, Cle.	2	8	4.0	8	0
18t)	Samuel Jr., LA-C	2	8	4.0	8	0
18t)	K. Jackson, Den.	2	5	2.5	5	0
18t)	Thomas, Ind.	2	5	2.5	5	0
18t)	Sneed, K.C.	2	4	2.0	4	0
18t)	Ja. Tavai, N.E.	2	2	1.0	2	0
18t)	B. Hill, Cin.	2	0	0.0	0	0
18t)	Peterson, Pit.	2	0	0.0	0	0
18t)	Wallace, Pit.	2	0	0.0	0	0

**WEEK 16 / THROUGH MONDAY, DECEMBER 25, 2023****AFC / LEADERS IN SACKS**

Rank	Player, Team	Sacks
1)	T. Watt, Pit. (LB)	17.0
2)	Hendrickson, Cin. (DE)	16.0
3)	Mack, LA-C (LB)	15.0
4t)	Allen, Jac. (LB)	13.5
4t)	Crosby, L.V. (DE)	13.5
6)	Garrett, Cle. (DE)	13.0
7)	Greenard, Hou. (DE)	12.5
8)	Madubuike, Bal. (DT)	12.0
9)	Autry, Ten. (DT)	11.5
10)	Chubb, Mia. (LB)	11.0
11)	Floyd, Buf. (DE)	10.5
12t)	Ebukam, Ind. (DE)	9.5
12t)	Landry, Ten. (LB)	9.5
14)	Karlaftis, K.C. (DE)	9.0
15t)	Barmore, N.E. (DT)	8.5
15t)	Clowney, Bal. (LB)	8.5
15t)	Ch. Jones, K.C. (DE)	8.5
15t)	Oliver, Buf. (DT)	8.5
15t)	Paye, Ind. (DE)	8.5
15t)	Sieler, Mia. (DE)	8.5
21t)	Huff, NY-J (DE)	8.0
21t)	Odeyingbo, Ind. (DE)	8.0
21t)	Wilkins, Mia. (DT)	8.0
24)	Cooper, Den. (LB)	7.5
25t)	Bonitto, Den. (LB)	7.0
25t)	Highsmith, Pit. (LB)	7.0
25t)	Koonce, L.V. (DE)	7.0
25t)	Van Noy, Bal. (LB)	7.0
25t)	Walker, Jac. (LB)	7.0
30t)	Bosa, LA-C (LB)	6.5
30t)	Danna, K.C. (DE)	6.5
30t)	Epenesa, Buf. (DE)	6.5
30t)	J. Johnson, NY-J (LB)	6.5
30t)	Phillips, Mia. (LB)	6.5
35t)	Buckner, Ind. (DT)	6.0
35t)	Jefferson, NY-J (DE)	6.0
35t)	Key, Ten. (LB)	6.0
35t)	Van Ginkel, Mia. (LB)	6.0
39t)	Fox, LA-C (DE)	5.5
39t)	Omenihu, K.C. (DE)	5.5
39t)	J. Simmons, Ten. (DT)	5.5
39t)	Smith, Cle. (DE)	5.5
43t)	Z. Allen, Den. (DE)	5.0
43t)	*Anderson, Hou. (DE)	5.0
43t)	M. Collins, Hou. (DT)	5.0
43t)	Hubbard, Cin. (DE)	5.0
43t)	Ogbah, Mia. (DE)	5.0
43t)	Rankins, Hou. (DT)	5.0
43t)	Rousseau, Buf. (DE)	5.0
43t)	Thomas, NY-J (DE)	5.0

**WEEK 16 / THROUGH MONDAY, DECEMBER 25, 2023****AFC / FUMBLE RECOVERIES**

Rank	Player, Team	TotRec	OffRec	DefRec
1)	Tagovailoa, Mia.	9	9	0
2t)	Jackson, Bal.	4	4	0
2t)	Mahomes, K.C.	4	4	0
4t)	Bernard, Buf.	3	0	3
4t)	Blackson, Jac.	3	0	3
4t)	Davis, NY-J	3	0	3
4t)	Douglas, G.B.-Buf.	3	0	3
4t)	Gay, K.C.	3	0	3
4t)	Bre. Hall, NY-J	3	3	0
4t)	Herbert, LA-C	3	3	0
4t)	Lawrence, Jac.	3	3	0
4t)	Oluokun, Jac.	3	1	2
4t)	T. Watt, Pit.	3	0	3
14t)	Berrios, Mia.	2	2	0
14t)	Blackmon, Ind.	2	0	2
14t)	Carter, L.V.	2	2	0
14t)	Chubb, Mia.	2	0	2
14t)	Cook, K.C.	2	0	2
14t)	Cooper, Den.	2	0	2
14t)	*D. Davis, LA-C	2	2	0
14t)	*Dell, Hou.	2	2	0
14t)	Gilman, LA-C	2	0	2
14t)	James, LA-C	2	0	2
14t)	Jewell, Den.	2	0	2
14t)	D. Jones, Den.	2	0	2
14t)	Kazee, Pit.	2	0	2
14t)	*Levis, Ten.	2	1	1
14t)	Lloyd, Jac.	2	0	2
14t)	McMillian, Den.	2	0	2
14t)	Minshew, Ind.	2	2	0
14t)	*O'Connell, L.V.	2	2	0
14t)	Odeyingbo, Ind.	2	0	2
14t)	Ogbongbemiga, LA-C	2	0	2
14t)	Paye, Ind.	2	0	2
14t)	Pickett, Pit.	2	2	0
14t)	Pierce, Bal.	2	0	2
14t)	Schooler, N.E.	2	1	1
14t)	Sieler, Mia.	2	0	2
14t)	Singleton, Den.	2	0	2
14t)	Tannehill, Ten.	2	2	0
14t)	Tomlinson, NY-J	2	2	0
14t)	A. Walker, Cle.	2	0	2
14t)	*Washington, Jac.	2	2	0
14t)	N. Williams, LA-C	2	0	2
14t)	R. Wilson, Den.	2	2	0

**WEEK 16 / THROUGH MONDAY, DECEMBER 25, 2023****AFC / OFFENSIVE FUMBLE RECOVERIES**

Rank	Player, Team	Ret	Yards	Avg	Long	TD
1)	Tagovailoa, Mia.	9	0	0.0	0	0
2t)	Jackson, Bal.	4	0	0.0	0	0
2t)	Mahomes, K.C.	4	0	0.0	0	0
4t)	Bre. Hall, NY-J	3	0	0.0	0	0
4t)	Herbert, LA-C	3	0	0.0	0	0
4t)	Lawrence, Jac.	3	0	0.0	0	0
7t)	Berrios, Mia.	2	0	0.0	0	0
7t)	Carter, L.V.	2	0	0.0	0	0
7t)	*D. Davis, LA-C	2	0	0.0	0	0
7t)	*Dell, Hou.	2	0	0.0	0	0
7t)	Minshew, Ind.	2	0	0.0	0	0
7t)	*O'Connell, L.V.	2	0	0.0	0	0
7t)	Pickett, Pit.	2	0	0.0	0	0
7t)	Tannehill, Ten.	2	0	0.0	0	0
7t)	Tomlinson, NY-J	2	0	0.0	0	0
7t)	R. Wilson, Den.	2	0	0.0	0	0
7t)	*Washington, Jac.	2	-1	-0.5	0	0

**AFC / DEFENSIVE FUMBLE RECOVERIES**

Rank	Player, Team	Ret	Yards	Avg	Long	TD
1t)	T. Watt, Pit.	3	34	11.3	18	1
1t)	Douglas, G.B.-Buf.	3	2	0.7	2	0
1t)	Gay, K.C.	3	1	0.3	1	0
1t)	Blackson, Jac.	3	0	0.0	0	0
1t)	Davis, NY-J	3	0	0.0	0	0
1t)	Bernard, Buf.	3	-1	-0.3	0	0
7t)	Cook, K.C.	2	59	29.5	59t	1
7t)	Gilman, LA-C	2	52	26.0	48	0
7t)	Cooper, Den.	2	35	17.5	35t	1
7t)	Lloyd, Jac.	2	13	6.5	13	0
7t)	Jewell, Den.	2	10	5.0	10	0
7t)	McMillian, Den.	2	5	2.5	5	0
7t)	D. Jones, Den.	2	3	1.5	3	0
7t)	Sieler, Mia.	2	3	1.5	3	0
7t)	Blackmon, Ind.	2	2	1.0	2	0
7t)	Kazee, Pit.	2	1	0.5	1	0
7t)	Chubb, Mia.	2	0	0.0	0	0
7t)	James, LA-C	2	0	0.0	0	0
7t)	Odeyingbo, Ind.	2	0	0.0	0	0
7t)	Ogbongbemiga, LA-C	2	0	0.0	0	0
7t)	Oluokun, Jac.	2	0	0.0	0	0
7t)	Paye, Ind.	2	0	0.0	0	0
7t)	Pierce, Bal.	2	0	0.0	0	0
7t)	Singleton, Den.	2	0	0.0	0	0
7t)	A. Walker, Cle.	2	0	0.0	0	0
7t)	N. Williams, LA-C	2	0	0.0	0	0

**WEEK 16 / THROUGH MONDAY, DECEMBER 25, 2023**

**NFC / LEADING PASSERS**

Player, Team	Att	Comp	Pct		Avg		Pct			Pct Rating	
			Comp	Yds	Gain	TD	TD	Long	Int	Int	Points
Purdy, S.F.	416	286	68.8	4050	9.74	29	7.0	76t	11	2.6	112.2
Prescott, Dal.	516	353	68.4	3892	7.54	30	5.8	60	7	1.4	104.2
Cousins, Min.	311	216	69.5	2331	7.50	18	5.8	62t	5	1.6	103.8
Goff, Det.	539	365	67.7	3984	7.39	27	5.0	48	10	1.9	98.3
Mayfield, T.B.	501	322	64.3	3598	7.18	26	5.2	75t	8	1.6	96.2
Carr, N.O.	488	329	67.4	3417	7.00	19	3.9	58t	8	1.6	93.6
Stafford, LA-R	487	302	62.0	3648	7.49	23	4.7	70t	9	1.8	93.0
Love, G.B.	514	321	62.5	3587	6.98	27	5.3	77	11	2.1	91.8
G. Smith, Sea.	438	284	64.8	3145	7.18	17	3.9	73t	9	2.1	90.4
Hurts, Phi.	499	327	65.5	3636	7.29	20	4.0	63t	13	2.6	89.6
Fields, Chi.	322	196	60.9	2146	6.66	15	4.7	58	9	2.8	84.5
Ridder, Atl.	354	224	63.3	2528	7.14	10	2.8	56	10	2.8	82.2
Howell, Was.	557	352	63.2	3624	6.51	19	3.4	51t	17	3.1	80.5
Dobbs, Ariz-Min.	417	262	62.8	2464	5.91	13	3.1	69	10	2.4	79.5
*Young, Car.	477	285	59.7	2671	5.60	11	2.3	48	9	1.9	75.0

**NFC / LEADING PASSERS, RANKS**

Player, Team	Att	Comp	Pct		Avg		Pct			Pct Rating	
			Comp	Yds	Gain	TD	TD	Long	Int	Int	Points
Purdy, S.F.	12	9	2	1	1	2	1		12t	12	1
Prescott, Dal.	3	2	3	3	2	1	2		2	1	2
Cousins, Min.	15	14	1	14	3	10	3		1	3	3
Goff, Det.	2	1	4	2	5	3t	6		9t	6	4
Mayfield, T.B.	5	6	8	7	7	5	5		3t	2	5
Carr, N.O.	7	4	5	9	10	8t	10		3t	4	6
Stafford, LA-R	8	8	13	4	4	6	7		5t	5	7
Love, G.B.	4	7	12	8	11	3t	4		12t	9	8
G. Smith, Sea.	10	11	7	10	8	11	11		5t	8	9
Hurts, Phi.	6	5	6	5	6	7	9		14	11	10
Fields, Chi.	14	15	14	15	12	12	8		5t	13	11
Ridder, Atl.	13	13	9	12	9	15	14		9t	14	12
Howell, Was.	1	3	10	6	13	8t	12		15	15	13
Dobbs, Ariz-Min.	11	12	11	13	14	13	13		9t	10	14
*Young, Car.	9	10	15	11	15	14	15		5t	7	15

**WEEK 16 / THROUGH MONDAY, DECEMBER 25, 2023****NFC / FOURTH-QUARTER PASSING LEADERS**

Rank	Player, Team	Att	Comp	Comp%	Yards	YPA	TD	TD%	Int	Int%	Rating
1)	Purdy, S.F.	83	54	65.1	849	10.23	9	10.8	3	3.6	120.0
2)	Carr, N.O.	112	78	69.6	816	7.29	7	6.3	1	0.9	107.6
3)	*DeVito, NY-G	59	41	69.5	367	6.22	3	5.1	0	0.0	102.9
4)	Goff, Det.	137	100	73.0	971	7.09	5	3.6	2	1.5	98.5
5)	G. Smith, Sea.	115	74	64.3	701	6.10	7	6.1	1	0.9	97.8
6)	Ridder, Atl.	98	65	66.3	962	9.82	3	3.1	3	3.1	95.7
7)	Murray, Ariz	74	50	67.6	486	6.57	3	4.1	1	1.4	93.6
8)	Cousins, Min.	87	54	62.1	529	6.08	5	5.7	1	1.1	93.5
9)	Mayfield, T.B.	150	94	62.7	1031	6.87	7	4.7	2	1.3	92.9
10)	Prescott, Dal.	116	77	66.4	828	7.14	7	6.0	4	3.4	92.9
11)	D. Jones, NY-G	43	32	74.4	271	6.30	2	4.7	2	4.7	86.5
12)	Hurts, Phi.	114	66	57.9	854	7.49	6	5.3	4	3.5	84.5
13)	Taylor, NY-G	48	30	62.5	323	6.73	1	2.1	1	2.1	80.5
14)	Stafford, LA-R	122	66	54.1	758	6.21	5	4.1	2	1.6	79.9
15)	*Young, Car.	163	103	63.2	970	5.95	5	3.1	4	2.5	79.5
16)	Howell, Was.	156	94	60.3	984	6.31	7	4.5	6	3.8	77.5
17)	Dobbs, Ariz-Min.	143	82	57.3	819	5.73	5	3.5	4	2.8	73.7
18)	Love, G.B.	160	83	51.9	1056	6.60	7	4.4	6	3.8	71.8
19)	Fields, Chi.	80	41	51.2	463	5.79	3	3.8	6	7.5	50.2
20)	Winston, N.O.	38	21	55.3	225	5.92	1	2.6	3	7.9	48.7
21)	*Bagent, Chi.	41	23	56.1	190	4.63	0	0.0	4	9.8	28.6

**NFC / THIRD-DOWN PASSING LEADERS**

Rank	Player, Team	Att	Comp	Comp%	Yards	YPA	TD	TD%	Int	Int%	Rating
1)	Prescott, Dal.	126	86	68.3	1162	9.22	9	7.1	2	1.6	114.6
2)	Cousins, Min.	84	55	65.5	726	8.64	6	7.1	1	1.2	111.5
3)	Stafford, LA-R	128	80	62.5	951	7.43	11	8.6	1	0.8	110.5
4)	Goff, Det.	135	92	68.1	1017	7.53	9	6.7	3	2.2	103.2
5)	Mayfield, T.B.	153	99	64.7	1224	8.00	9	5.9	3	2.0	100.8
6)	Purdy, S.F.	101	62	61.4	900	8.91	5	5.0	2	2.0	98.6
7)	Hurts, Phi.	116	78	67.2	1017	8.77	5	4.3	3	2.6	98.2
8)	Love, G.B.	145	84	57.9	974	6.72	11	7.6	4	2.8	92.1
9)	Dobbs, Ariz-Min.	116	71	61.2	738	6.36	5	4.3	1	0.9	90.4
10)	*Young, Car.	129	76	58.9	744	5.77	4	3.1	1	0.8	82.3
11)	Howell, Was.	128	77	60.2	929	7.26	4	3.1	4	3.1	79.9
12)	Carr, N.O.	137	77	56.2	929	6.78	7	5.1	5	3.6	79.0
13)	Fields, Chi.	93	54	58.1	563	6.05	7	7.5	5	5.4	78.4
14)	Ridder, Atl.	98	58	59.2	715	7.30	2	2.0	3	3.1	75.9
15)	G. Smith, Sea.	122	69	56.6	762	6.25	4	3.3	5	4.1	69.1

**WEEK 16 / THROUGH MONDAY, DECEMBER 25, 2023****NFC / LEADING RUSHERS**

Rank	Player, Team	Att	Yards	Avg	Long	TD
1)	McCaffrey, S.F.	258	1395	5.4	72	14
2)	K. Williams, LA-R	208	1057	5.1	56	9
3)	Swift, Phi.	216	988	4.6	43	5
4)	Montgomery, Det.	195	910	4.7	75t	11
5)	Pollard, Dal.	219	886	4.0	31	5
6)	S. Barkley, NY-G	217	877	4.0	36	4
7t)	*Robinson, Atl.	188	873	4.6	38	4
7t)	R. White, T.B.	242	873	3.6	38	6
9)	*Gibbs, Det.	154	872	5.7	36	9
10t)	Hubbard, Car.	204	774	3.8	22	5
10t)	Walker, Sea.	192	774	4.0	45	7
12)	Conner, Ariz	155	762	4.9	44	5
13)	Robinson, Was.	160	664	4.2	29	5
14)	Mattison, Min.	170	659	3.9	21	0
15)	Kamara, N.O.	170	649	3.8	17	5
16)	Allgeier, Atl.	175	646	3.7	31t	4
17)	Dillon, G.B.	171	586	3.4	40	2
18)	Fields, Chi. (QB)	105	585	5.6	39	3
19)	Hurts, Phi. (QB)	147	576	3.9	24	15
20)	Herbert, Chi.	102	459	4.5	34	1
21)	*Charbonnet, Sea.	101	428	4.2	23	1
22t)	Foreman, Chi.	109	425	3.9	22	4
22t)	A. Jones, G.B.	100	425	4.3	39	2
24)	Dobbs, Ariz-Min. (QB)	77	421	5.5	44	6
25)	Sanders, Car.	124	404	3.3	48	1
26)	Chandler, Min.	80	352	4.4	31	3
27)	Hill, N.O. (QB)	73	349	4.8	21	4
28)	Freeman, LA-R	73	317	4.3	23t	2
29)	Dowdle, Dal.	80	315	3.9	21	2
30)	*R. Johnson, Chi.	69	311	4.5	29	1
31)	Gainwell, Phi.	75	297	4.0	23	2
32)	*Demercado, Ariz	58	284	4.9	49t	2
33)	Howell, Was. (QB)	43	265	6.2	24	5
34)	*Rodriguez, Was.	51	247	4.8	16	2
35)	Love, G.B. (QB)	45	246	5.5	37	3
36)	Gibson, Was.	59	238	4.0	13	1
37)	Prescott, Dal. (QB)	53	237	4.5	22	2
38)	*Young, Car. (QB)	36	227	6.3	26	0
39)	Williams, N.O.	73	222	3.0	12	0
40)	D. Jones, NY-G (QB)	40	206	5.2	17	1
41)	*DeVito, NY-G (QB)	36	195	5.4	26	1
42)	Ridder, Atl. (QB)	51	193	3.8	23	5
43)	Murray, Ariz (QB)	34	187	5.5	22	3
44t)	C. Reynolds, Det.	41	179	4.4	19	1
44t)	Samuel, S.F. (WR)	33	179	5.4	23t	5
46t)	Akers, LA-R-Min.	60	167	2.8	19	2
46t)	Mason, S.F.	32	167	5.2	26t	3
48)	Moore, Ariz (WR)	25	165	6.6	45t	1
49)	Patterson, Atl.	45	161	3.6	18	0
50)	Mayfield, T.B. (QB)	56	157	2.8	31	1

**NFC / THIRD-AND-ONE RUSHING LEADERS**

Rank	Player, Team	Att	FD	Pct
1t)	K. Williams, LA-R	12	12	100.0
1t)	Love, G.B.	5	5	100.0
1t)	Prescott, Dal.	5	5	100.0
1t)	*Charbonnet, Sea.	4	4	100.0
1t)	*Luepke, Dal.	4	4	100.0
6)	Hurts, Phi.	15	14	93.3
7)	McCaffrey, S.F.	11	10	90.9
8t)	Montgomery, Det.	10	8	80.0
8t)	Fields, Chi.	5	4	80.0
8t)	Walker, Sea.	5	4	80.0
11)	Williams, N.O.	7	5	71.4
12)	Pollard, Dal.	10	7	70.0
13)	Hubbard, Car.	13	9	69.2
14t)	Allgeier, Atl.	9	6	66.7
14t)	S. Barkley, NY-G	6	4	66.7
14t)	A. Jones, G.B.	6	4	66.7
17)	Dobbs, Ariz-Min.	8	5	62.5
18t)	Dillon, G.B.	9	5	55.6
18t)	R. White, T.B.	9	5	55.6

**WEEK 16 / THROUGH MONDAY, DECEMBER 25, 2023**

**NFC / LEADERS IN RECEPTIONS**

Rank	Player, Team	Rec	Yards	Avg	Long	TD
1)	Lamb, Dal.	109	1424	13.1	49t	9
2)	St. Brown, Det.	106	1281	12.1	46	8
3)	A. Brown, Phi.	101	1394	13.8	59t	7
4)	*Nacua, LA-R	96	1327	13.8	70t	5
5t)	Thielen, Car.	95	964	10.1	32	4
5t)	Hockenson, Min. (TE)	95	960	10.1	29	5
7)	Moore, Chi.	83	1141	13.7	58	7
8)	Olave, N.O.	81	1041	12.9	51	4
9)	D. Smith, Phi.	78	1036	13.3	63t	7
10)	Lockett, Sea.	76	813	10.7	36	4
11t)	Godwin, T.B.	74	892	12.1	42	1
11t)	*LaPorta, Det. (TE)	74	776	10.5	48	9
13t)	Evans, T.B.	73	1163	15.9	75t	13
13t)	Kamara, N.O. (RB)	73	462	6.3	25	1
15)	McBride, Ariz (TE)	72	743	10.3	38	2
16)	Kmet, Chi. (TE)	70	678	9.7	53	6
17)	McLaurin, Was.	69	885	12.8	48	3
18)	Aiyuk, S.F.	65	1203	18.5	76t	6
19t)	*Addison, Min.	63	826	13.1	62t	9
19t)	McCaffrey, S.F. (RB)	63	537	8.5	41t	7
21)	Kittle, S.F. (TE)	62	991	16.0	66t	6
22t)	D. London, Atl.	61	808	13.2	45	2
22t)	Ferguson, Dal. (TE)	61	659	10.8	40	5
24)	Metcalfe, Sea.	60	998	16.6	73t	8
25)	*Smith-Njigba, Sea.	59	602	10.2	35	3
26)	Samuel, Was.	57	565	9.9	37	4
27t)	Doubs, G.B.	56	646	11.5	36	8
27t)	R. White, T.B. (RB)	56	507	9.1	43t	3
29)	Kupp, LA-R	55	710	12.9	62t	4
30)	*Reed, G.B.	54	592	11.0	46	6
31t)	Samuel, S.F.	53	834	15.7	54t	6
31t)	Goedert, Phi. (TE)	53	541	10.2	49	2
33)	Pollard, Dal. (RB)	52	295	5.7	60	0
34t)	Jefferson, Min.	51	823	16.1	52t	4
34t)	Brown, Ariz	51	574	11.3	41	4
34t)	Thomas, Was. (TE)	51	467	9.2	29	4
34t)	*Gibbs, Det. (RB)	51	316	6.2	24	1
38)	Pitts, Atl. (TE)	50	635	12.7	39	3
39)	W. Robinson, NY-G	49	385	7.9	32	1
40)	*Robinson, Atl. (RB)	48	373	7.8	33	3
41t)	J. Smith, Atl. (TE)	47	553	11.8	60t	2
41t)	Dotson, Was.	47	501	10.7	33t	4
43)	Osborn, Min.	46	531	11.5	47	3
44t)	Cooks, Dal.	43	558	13.0	37	6
44t)	Otton, T.B. (TE)	43	415	9.7	27	4
44t)	Gibson, Was. (RB)	43	344	8.0	41	2
47)	Waller, NY-G (TE)	42	456	10.9	29	1
48t)	Shaheed, N.O.	41	640	15.6	58t	4
48t)	Slayton, NY-G	41	602	14.7	69t	2
48t)	Higbee, LA-R (TE)	41	433	10.6	33	2
48t)	*Mingo, Car.	41	418	10.2	40	0



**WEEK 16 / THROUGH MONDAY, DECEMBER 25, 2023**

**NFC / RECEIVING YARDAGE LEADERS**

Rank	Player, Team	Yards	Rec	Avg	Long	TD
1)	Lamb, Dal.	1424	109	13.1	49t	9
2)	A. Brown, Phi.	1394	101	13.8	59t	7
3)	*Nacua, LA-R	1327	96	13.8	70t	5
4)	St. Brown, Det.	1281	106	12.1	46	8
5)	Aiyuk, S.F.	1203	65	18.5	76t	6
6)	Evans, T.B.	1163	73	15.9	75t	13
7)	Moore, Chi.	1141	83	13.7	58	7
8)	Olave, N.O.	1041	81	12.9	51	4
9)	D. Smith, Phi.	1036	78	13.3	63t	7
10)	Metcalf, Sea.	998	60	16.6	73t	8
11)	Kittle, S.F. (TE)	991	62	16.0	66t	6
12)	Thielen, Car.	964	95	10.1	32	4
13)	Hockenson, Min. (TE)	960	95	10.1	29	5
14)	Godwin, T.B.	892	74	12.1	42	1
15)	McLaurin, Was.	885	69	12.8	48	3
16)	Samuel, S.F.	834	53	15.7	54t	6
17)	*Addison, Min.	826	63	13.1	62t	9
18)	Jefferson, Min.	823	51	16.1	52t	4
19)	Lockett, Sea.	813	76	10.7	36	4
20)	D. London, Atl.	808	61	13.2	45	2
21)	*LaPorta, Det. (TE)	776	74	10.5	48	9
22)	McBride, Ariz (TE)	743	72	10.3	38	2
23)	Kupp, LA-R	710	55	12.9	62t	4
24)	Kmet, Chi. (TE)	678	70	9.7	53	6
25)	Ferguson, Dal. (TE)	659	61	10.8	40	5
26)	Doubs, G.B.	646	56	11.5	36	8
27)	Shaheed, N.O.	640	41	15.6	58t	4
28)	Pitts, Atl. (TE)	635	50	12.7	39	3
29t)	Slayton, NY-G	602	41	14.7	69t	2
29t)	*Smith-Njigba, Sea.	602	59	10.2	35	3
31)	*Reed, G.B.	592	54	11.0	46	6
32)	Brown, Ariz	574	51	11.3	41	4
33)	Samuel, Was.	565	57	9.9	37	4
34)	Cooks, Dal.	558	43	13.0	37	6
35)	J. Smith, Atl. (TE)	553	47	11.8	60t	2
36)	J. Reynolds, Det.	551	34	16.2	33	5
37)	Goedert, Phi. (TE)	541	53	10.2	49	2
38)	McCaffrey, S.F. (RB)	537	63	8.5	41t	7
39)	Osborn, Min.	531	46	11.5	47	3
40)	*Wicks, G.B.	520	33	15.8	35	2
41)	R. White, T.B. (RB)	507	56	9.1	43t	3
42)	Dotson, Was.	501	47	10.7	33t	4
43)	Atwell, LA-R	476	37	12.9	44	3
44)	Thomas, Was. (TE)	467	51	9.2	29	4
45)	Kamara, N.O. (RB)	462	73	6.3	25	1
46)	Chark, Car.	461	32	14.4	47t	5
47)	Waller, NY-G (TE)	456	42	10.9	29	1
48)	Thomas, N.O.	448	39	11.5	31	1
49)	*Mi. Wilson, Ariz	435	28	15.5	69	2
50)	Higbee, LA-R (TE)	433	41	10.6	33	2

**WEEK 16 / THROUGH MONDAY, DECEMBER 25, 2023**

**NFC / THIRD-DOWN RECEIVING LEADERS**

Rank	Player, Team	Rec	Yards	Avg	Long	TD
1t)	Lamb, Dal.	29	448	15.4	49	4
1t)	A. Brown, Phi.	29	428	14.8	38	1
1t)	Godwin, T.B.	29	415	14.3	42	0
1t)	Hockenson, Min. (TE)	29	324	11.2	29	1
1t)	St. Brown, Det.	29	320	11.0	33	4
1t)	Thielen, Car.	29	318	11.0	25	0
7)	Moore, Chi.	27	434	16.1	58	4
8)	*Nacua, LA-R	26	368	14.2	36	3
9)	*LaPorta, Det. (TE)	23	231	10.0	35	3
10t)	Evans, T.B.	22	365	16.6	43	4
10t)	Olave, N.O.	22	334	15.2	45	1
10t)	*Smith-Njigba, Sea.	22	280	12.7	34	1
13)	Lockett, Sea.	20	202	10.1	23	2
14)	*Addison, Min.	19	375	19.7	62t	5
15)	D. Smith, Phi.	18	238	13.2	63t	1
16t)	D. London, Atl.	17	228	13.4	29	1
16t)	Pitts, Atl. (TE)	17	218	12.8	27	0
16t)	Kupp, LA-R	17	214	12.6	34	3
16t)	*Reed, G.B.	17	214	12.6	35t	2
16t)	Brown, Ariz	17	212	12.5	36	2
16t)	McBride, Ariz (TE)	17	181	10.6	27	2
16t)	*Robinson, Atl. (RB)	17	147	8.6	33	1
23t)	R. White, T.B. (RB)	16	125	7.8	31t	1
23t)	Kamara, N.O. (RB)	16	115	7.2	17	0
23t)	Kmet, Chi. (TE)	16	115	7.2	13	1
26t)	Aiyuk, S.F.	15	228	15.2	25	1
26t)	Ferguson, Dal. (TE)	15	225	15.0	40	1
26t)	Doubs, G.B.	15	170	11.3	36	4
29t)	Metcalf, Sea.	14	271	19.4	73t	1
29t)	Waller, NY-G (TE)	14	158	11.3	29	1
29t)	Gibson, Was. (RB)	14	90	6.4	12	0
29t)	*R. Johnson, Chi. (RB)	14	74	5.3	12	0
33t)	Cooks, Dal.	13	168	12.9	32	1
33t)	Samuel, Was.	13	155	11.9	33	2
33t)	Osborn, Min.	13	150	11.5	32	0
33t)	Thomas, Was. (TE)	13	122	9.4	17	2
37t)	Samuel, S.F.	12	217	18.1	54t	1
37t)	Kittle, S.F. (TE)	12	198	16.5	58	1
37t)	Slayton, NY-G	12	196	16.3	40t	1
37t)	McLaurin, Was.	12	184	15.3	31	0
37t)	*Wicks, G.B.	12	176	14.7	32	1
37t)	*Palmer, T.B.	12	128	10.7	21	1
37t)	Pollard, Dal. (RB)	12	126	10.5	60	0
37t)	S. Barkley, NY-G (RB)	12	58	4.8	21	2
45t)	Chark, Car.	11	176	16.0	47t	2
45t)	J. Reynolds, Det.	11	146	13.3	23	0
45t)	Goedert, Phi. (TE)	11	136	12.4	22	1
45t)	*Mingo, Car.	11	116	10.5	24	0
45t)	*Musgrave, G.B. (TE)	11	116	10.5	36	0
45t)	Higbee, LA-R (TE)	11	112	10.2	21	0
45t)	Moore, Ariz	11	97	8.8	20	0
45t)	Otton, T.B. (TE)	11	97	8.8	24	1
45t)	Powell, Min.	11	97	8.8	18	1
45t)	W. Robinson, NY-G	11	84	7.6	12	0
45t)	Hubbard, Car. (RB)	11	70	6.4	10	0
45t)	Carter, NY-J-Ariz (RB)	11	46	4.2	10	0

**WEEK 16 / THROUGH MONDAY, DECEMBER 25, 2023**

**NFC / LEADING SCORERS, NONKICKERS**

Rank	Player, Team	TD	Rush	Rec	Ret	X2	Pts
1)	McCaffrey, S.F. (RB)	21	14	7	0	0	126
2)	Hurts, Phi. (QB)	15	15	0	0	0	90
3)	Evans, T.B. (WR)	13	0	13	0	0	78
4)	K. Williams, LA-R (RB)	12	9	3	0	1	74
5t)	Lamb, Dal. (WR)	11	2	9	0	1	68
5t)	Montgomery, Det. (RB)	11	11	0	0	1	68
7)	Samuel, S.F. (WR)	11	5	6	0	0	66
8)	*Gibbs, Det. (RB)	10	9	1	0	0	60
9)	*LaPorta, Det. (TE)	9	0	9	0	2	58
10t)	*Addison, Min. (WR)	9	0	9	0	0	54
10t)	R. White, T.B. (RB)	9	6	3	0	0	54
12t)	S. Barkley, NY-G (RB)	8	4	4	0	1	50
12t)	*Reed, G.B. (WR)	8	2	6	0	1	50
12t)	Robinson, Was. (RB)	8	5	3	0	1	50
15t)	Doubs, G.B. (WR)	8	0	8	0	0	48
15t)	Metcalf, Sea. (WR)	8	0	8	0	0	48
15t)	Moore, Chi. (WR)	8	1	7	0	0	48
15t)	St. Brown, Det. (WR)	8	0	8	0	0	48
15t)	Walker, Sea. (RB)	8	7	1	0	0	48
20t)	A. Brown, Phi. (WR)	7	0	7	0	0	42
20t)	Kamara, N.O. (RB)	6	5	1	0	3	42
20t)	*Robinson, Atl. (RB)	7	4	3	0	0	42
20t)	D. Smith, Phi. (WR)	7	0	7	0	0	42
24)	Dobbs, Ariz-Min. (QB)	6	6	0	0	2	40
25)	Cooks, Dal. (WR)	6	0	6	0	1	38
26t)	Aiyuk, S.F. (WR)	6	0	6	0	0	36
26t)	Conner, Ariz (RB)	6	5	1	0	0	36
26t)	Kittle, S.F. (TE)	6	0	6	0	0	36
26t)	Kmet, Chi. (TE)	6	0	6	0	0	36
26t)	Swift, Phi. (RB)	6	5	1	0	0	36
31t)	Howell, Was. (QB)	5	5	0	0	1	32
31t)	Pollard, Dal. (RB)	5	5	0	0	1	32
33t)	Bland, Dal. (DB)	5	0	0	5	0	30
33t)	Chark, Car. (WR)	5	0	5	0	0	30
33t)	Ferguson, Dal. (TE)	5	0	5	0	0	30
33t)	Foreman, Chi. (RB)	5	4	1	0	0	30
33t)	Hill, N.O. (QB)	5	4	1	0	0	30
33t)	Hockenson, Min. (TE)	5	0	5	0	0	30
33t)	Hubbard, Car. (RB)	5	5	0	0	0	30
33t)	*Nacua, LA-R (WR)	5	0	5	0	0	30
33t)	J. Reynolds, Det. (WR)	5	0	5	0	0	30
33t)	Ridder, Atl. (QB)	5	5	0	0	0	30
33t)	Samuel, Was. (WR)	5	1	4	0	0	30
33t)	Shaheed, N.O. (WR)	5	0	4	1	0	30
33t)	Watson, G.B. (WR)	5	0	5	0	0	30
46t)	Allgeier, Atl. (RB)	4	4	0	0	1	26
46t)	Kupp, LA-R (WR)	4	0	4	0	1	26
46t)	Lockett, Sea. (WR)	4	0	4	0	1	26
46t)	Olave, N.O. (WR)	4	0	4	0	1	26
46t)	Otton, T.B. (TE)	4	0	4	0	1	26
46t)	Thielen, Car. (WR)	4	0	4	0	1	26
46t)	Thomas, Was. (TE)	4	0	4	0	1	26

**WEEK 16 / THROUGH MONDAY, DECEMBER 25, 2023****NFC / LEADING SCORERS, KICKERS**

Rank	Player, Team	PAT	FG	Pct	Long	Pts
1)	Aubrey, Dal.	42/45	33/33	1.000	60	141
2)	Elliott, Phi.	40/41	28/30	.933	61	124
3)	Myers, Sea.	30/30	30/37	.811	55	120
4)	Santos, Chi.	27/29	29/31	.935	55	114
5)	Koo, Atl.	23/24	30/33	.909	54	113
6)	*Moody, S.F.	55/55	19/22	.864	57	112
7)	McLaughlin, T.B.	32/32	26/28	.929	57	110
8)	*Grupe, N.O.	32/32	25/32	.781	55	107
9)	*Carlson, G.B.	29/33	24/29	.828	53	101
10)	Joseph, Min.	33/35	21/27	.778	54	96
11)	Pineiro, Car.	17/20	25/29	.862	56	92
12)	Prater, Ariz	17/18	24/27	.889	62	89
13)	Slye, Was.	30/33	17/22	.773	61	81
14)	Patterson, Det.	35/37	15/17	.882	52	80
15)	Maher, LA-R	12/13	17/23	.739	54	63
16)	Havrisik, Cle.-LA-R	17/18	15/20	.750	52	62
17)	Gano, NY-G	8/ 8	11/17	.647	57	41
18)	Bullock, NY-G	10/10	5/ 6	.833	56	25
19)	Badgley, Det.	9/10	1/ 1	1.000	37	12
20)	Crosby, LA-R-NY-G	2/ 2	1/ 1	1.000	52	5
21)	Seibert, NY-J-N.O.	1/ 1	1/ 1	1.000	34	4
22)	Gillan, NY-G	0/ 0	1/ 1	1.000	40	3

**NFC / TOUCHBACKS ON KICKOFFS**

Rank	Player, Team	TB
1)	Aubrey, Dal.	90
2)	*E. Evans, LA-R	69
3)	Elliott, Phi.	67
4t)	*Grupe, N.O.	61
4t)	Pinion, Atl.	61
6t)	Santos, Chi.	60
6t)	Slye, Was.	60
8)	Joseph, Min.	56
9)	Prater, Ariz	55
10)	Camarda, T.B.	51
11t)	Fox, Det.	49
11t)	Myers, Sea.	49
13)	*Moody, S.F.	48
14t)	*Carlson, G.B.	36
14t)	Pineiro, Car.	36
16)	Gano, NY-G	23
17)	Bullock, NY-G	13
18)	Wishnowsky, S.F.	4
19)	Patterson, Det.	3
20t)	Havrisik, Cle.-LA-R	2
20t)	Seibert, NY-J-N.O.	2

WEEK 16 / THROUGH MONDAY, DECEMBER 25, 2023

NFC / MOST YARDS FROM SCRIMMAGE

Rank	Player, Team	Yards	Total			Rushing			Receiving		
			Att+Rec	Avg	Yards	Att	Avg	Yards	Rec	Avg	
1)	McCaffrey, S.F. (RB)	1932	321	6.0	1395	258	5.4	537	63	8.5	
2)	Lamb, Dal. (WR)	1525	121	12.6	101	12	8.4	1424	109	13.1	
3)	*Nacua, LA-R (WR)	1397	106	13.2	70	10	7.0	1327	96	13.8	
4)	A. Brown, Phi. (WR)	1394	101	13.8	0	0	---	1394	101	13.8	
5)	R. White, T.B. (RB)	1380	298	4.6	873	242	3.6	507	56	9.1	
6)	St. Brown, Det. (WR)	1294	109	11.9	13	3	4.3	1281	106	12.1	
7)	K. Williams, LA-R (RB)	1249	238	5.2	1057	208	5.1	192	30	6.4	
8)	*Robinson, Atl. (RB)	1246	236	5.3	873	188	4.6	373	48	7.8	
9)	Aiyuk, S.F. (WR)	1203	65	18.5	0	0	---	1203	65	18.5	
10)	Swift, Phi. (RB)	1197	254	4.7	988	216	4.6	209	38	5.5	
11)	*Gibbs, Det. (RB)	1188	205	5.8	872	154	5.7	316	51	6.2	
12)	Pollard, Dal. (RB)	1181	271	4.4	886	219	4.0	295	52	5.7	
13)	Evans, T.B. (WR)	1163	73	15.9	0	0	---	1163	73	15.9	
14)	Moore, Chi. (WR)	1162	87	13.4	21	4	5.3	1141	83	13.7	
15)	Kamara, N.O. (RB)	1111	243	4.6	649	170	3.8	462	73	6.3	
16)	S. Barkley, NY-G (RB)	1087	253	4.3	877	217	4.0	210	36	5.8	
17)	Olave, N.O. (WR)	1041	81	12.9	0	0	---	1041	81	12.9	
18)	D. Smith, Phi. (WR)	1036	78	13.3	0	0	---	1036	78	13.3	
19)	Montgomery, Det. (RB)	1027	211	4.9	910	195	4.7	117	16	7.3	
20)	Samuel, S.F. (WR)	1013	86	11.8	179	33	5.4	834	53	15.7	
21)	Walker, Sea. (RB)	1008	217	4.6	774	192	4.0	234	25	9.4	
22)	Metcalfe, Sea. (WR)	998	60	16.6	0	0	---	998	60	16.6	
23)	Kittle, S.F. (TE)	993	63	15.8	2	1	2.0	991	62	16.0	
24)	Robinson, Was. (RB)	990	189	5.2	664	160	4.2	326	29	11.2	
25)	Hubbard, Car. (RB)	972	237	4.1	774	204	3.8	198	33	6.0	
26)	Thielen, Car. (WR)	970	96	10.1	6	1	6.0	964	95	10.1	
27)	Hockenson, Min. (TE)	960	95	10.1	0	0	---	960	95	10.1	
28)	Godwin, T.B. (WR)	926	77	12.0	34	3	11.3	892	74	12.1	
29)	McLaurin, Was. (WR)	885	69	12.8	0	0	---	885	69	12.8	
30)	Conner, Ariz (RB)	868	177	4.9	762	155	4.9	106	22	4.8	
31)	Mattison, Min. (RB)	833	197	4.2	659	170	3.9	174	27	6.4	
32)	*Addison, Min. (WR)	828	64	12.9	2	1	2.0	826	63	13.1	
33)	Jefferson, Min. (WR)	823	51	16.1	0	0	---	823	51	16.1	
34)	Lockett, Sea. (WR)	813	76	10.7	0	0	---	813	76	10.7	
35)	Dillon, G.B. (RB)	809	193	4.2	586	171	3.4	223	22	10.1	
36)	D. London, Atl. (WR)	808	61	13.2	0	0	---	808	61	13.2	
37)	*LaPorta, Det. (TE)	780	75	10.4	4	1	4.0	776	74	10.5	
38)	Allgeier, Atl. (RB)	754	189	4.0	646	175	3.7	108	14	7.7	
39)	McBride, Ariz (TE)	743	72	10.3	0	0	---	743	72	10.3	
40)	*Reed, G.B. (WR)	711	65	10.9	119	11	10.8	592	54	11.0	
41)	Kupp, LA-R (WR)	707	56	12.6	-3	1	-3.0	710	55	12.9	
42)	Kmet, Chi. (TE)	680	73	9.3	2	3	0.7	678	70	9.7	
43)	Shaheed, N.O. (WR)	677	48	14.1	37	7	5.3	640	41	15.6	
44)	Ferguson, Dal. (TE)	659	61	10.8	0	0	---	659	61	10.8	
45)	Doubs, G.B. (WR)	646	56	11.5	0	0	---	646	56	11.5	
46)	Pitts, Atl. (TE)	631	51	12.4	-4	1	-4.0	635	50	12.7	
47)	A. Jones, G.B. (RB)	618	124	5.0	425	100	4.3	193	24	8.0	
48t)	Slayton, NY-G (WR)	602	41	14.7	0	0	---	602	41	14.7	
48t)	*Smith-Njigba, Sea. (WR)	602	59	10.2	0	0	---	602	59	10.2	
50)	Brown, Ariz (WR)	597	53	11.3	23	2	11.5	574	51	11.3	

**WEEK 16 / THROUGH MONDAY, DECEMBER 25, 2023****NFC / LEADERS IN FIRST DOWNS**

Rank	Player, Team	Rush	Rec	Tot
1)	McCaffrey, S.F. (RB)	78	28	106
2)	Lamb, Dal. (WR)	6	66	72
3t)	A. Brown, Phi. (WR)	0	66	66
3t)	*Nacua, LA-R (WR)	4	62	66
3t)	St. Brown, Det. (WR)	1	65	66
6t)	Hurts, Phi. (QB)	65	0	65
6t)	*Robinson, Atl. (RB)	44	21	65
6t)	K. Williams, LA-R (RB)	56	9	65
9)	R. White, T.B. (RB)	42	22	64
10)	Kamara, N.O. (RB)	39	23	62
11)	Montgomery, Det. (RB)	53	7	60
12t)	Hubbard, Car. (RB)	51	8	59
12t)	Pollard, Dal. (RB)	48	11	59
14)	*Gibbs, Det. (RB)	37	20	57
15)	S. Barkley, NY-G (RB)	41	15	56
16)	Swift, Phi. (RB)	47	8	55
17t)	Aiyuk, S.F. (WR)	0	54	54
17t)	Moore, Chi. (WR)	1	53	54
17t)	Thielen, Car. (WR)	0	54	54
20)	Robinson, Was. (RB)	41	12	53
21)	Olave, N.O. (WR)	0	52	52
22)	Evans, T.B. (WR)	0	51	51
23)	Godwin, T.B. (WR)	2	48	50
24)	Hockenson, Min. (TE)	0	48	48
25t)	Conner, Ariz (RB)	39	8	47
25t)	Metcalfe, Sea. (WR)	0	47	47
27t)	D. Smith, Phi. (WR)	0	46	46
27t)	Walker, Sea. (RB)	38	8	46
29)	Lockett, Sea. (WR)	0	45	45
30t)	Kittle, S.F. (TE)	1	41	42
30t)	D. London, Atl. (WR)	0	42	42
30t)	Samuel, S.F. (WR)	10	32	42
33t)	Allgeier, Atl. (RB)	37	4	41
33t)	Dillon, G.B. (RB)	31	10	41
33t)	McLaurin, Was. (WR)	0	41	41
36t)	Jefferson, Min. (WR)	0	40	40
36t)	*LaPorta, Det. (TE)	0	40	40
38t)	Doubs, G.B. (WR)	0	38	38
38t)	McBride, Ariz (TE)	0	38	38
40)	Kmet, Chi. (TE)	2	35	37
41t)	*Addison, Min. (WR)	0	35	35
41t)	Ferguson, Dal. (TE)	0	35	35
41t)	Fields, Chi. (QB)	35	0	35
44)	Pitts, Atl. (TE)	0	34	34
45t)	Brown, Ariz (WR)	1	32	33
45t)	*Charbonnet, Sea. (RB)	30	3	33
47t)	Mattison, Min. (RB)	27	5	32
47t)	*Reed, G.B. (WR)	6	26	32
49t)	Dobbs, Ariz-Min. (QB)	31	0	31
49t)	Hill, N.O. (QB)	23	8	31
49t)	Kupp, LA-R (WR)	0	31	31

**WEEK 16 / THROUGH MONDAY, DECEMBER 25, 2023****NFC / LEADING PUNTERS**

Rank	Player, Team	No	Yards	Lg	Avg	TB	Blk	Dwn	OB	Opp Ret	In	Net
1)	Anger, Dal.	40	2081	63	52.0	2	0	3	2	21	212	16 45.7
2)	Gillikin, Ariz	48	2428	77	50.6	2	0	7	2	28	303	9 43.4
3)	Camarda, T.B.	66	3317	74	50.3	7	0	7	9	33	377	25 42.4
4)	Dickson, Sea.	58	2886	73	49.8	6	0	8	3	30	204	23 44.2
5)	Mann, Phi.	38	1872	63	49.3	1	0	8	2	22	179	14 44.0
6)	*E. Evans, LA-R	56	2718	72	48.5	6	1	5	7	26	370	17 39.1
7)	Wishnowsky, S.F.	47	2260	67	48.1	2	0	11	3	19	192	23 43.1
8)	Wright, Min.	51	2444	63	47.9	6	0	2	6	22	171	14 42.2
9)	Hekker, Car.	70	3295	69	47.1	4	0	12	3	29	193	23 43.2
10)	Pinion, Atl.	67	3141	62	46.9	2	0	5	11	27	316	26 41.6
11)	Gillan, NY-G	85	3922	74	46.1	4	0	8	6	38	262	31 42.1
12)	Whelan, G.B.	55	2535	68	46.1	5	0	5	2	21	266	18 39.4
13)	Gill, Chi.	60	2756	76	45.9	6	0	10	5	28	354	16 38.0
14)	Way, Was.	69	3155	66	45.7	2	1	10	1	31	250	29 40.9
15)	Fox, Det.	48	2183	62	45.5	2	0	6	3	20	155	22 41.4
16)	*Hedley, N.O.	65	2773	62	42.7	4	0	8	6	25	130	27 39.4

**NFC / LEADING PUNTERS, NET AVERAGE**

Rank	Player, Team	No	Yards	Lg	Avg	TB	Blk	Dwn	OB	Opp Ret	In	Net
1)	Anger, Dal.	40	2081	63	52.0	2	0	3	2	21	212	16 45.7
2)	Dickson, Sea.	58	2886	73	49.8	6	0	8	3	30	204	23 44.2
3)	Mann, Phi.	38	1872	63	49.3	1	0	8	2	22	179	14 44.0
4)	Gillikin, Ariz	48	2428	77	50.6	2	0	7	2	28	303	9 43.4
5)	Hekker, Car.	70	3295	69	47.1	4	0	12	3	29	193	23 43.2
6)	Wishnowsky, S.F.	47	2260	67	48.1	2	0	11	3	19	192	23 43.1
7)	Camarda, T.B.	66	3317	74	50.3	7	0	7	9	33	377	25 42.4
8)	Wright, Min.	51	2444	63	47.9	6	0	2	6	22	171	14 42.2
9)	Gillan, NY-G	85	3922	74	46.1	4	0	8	6	38	262	31 42.1
10)	Pinion, Atl.	67	3141	62	46.9	2	0	5	11	27	316	26 41.6
11)	Fox, Det.	48	2183	62	45.5	2	0	6	3	20	155	22 41.4
12)	Way, Was.	69	3155	66	45.7	2	1	10	1	31	250	29 40.9
13)	Whelan, G.B.	55	2535	68	46.1	5	0	5	2	21	266	18 39.4
14)	*Hedley, N.O.	65	2773	62	42.7	4	0	8	6	25	130	27 39.4
15)	*E. Evans, LA-R	56	2718	72	48.5	6	1	5	7	26	370	17 39.1
16)	Gill, Chi.	60	2756	76	45.9	6	0	10	5	28	354	16 38.0

**NFC / PUNT RETURN LEADERS**

Rank	Player, Team	Ret	FC	Yards	Avg	Long	TD
1)	Covey, Phi.	28	15	409	14.6	54	0
2)	Shaheed, N.O.	21	22	294	14.0	76t	1
3)	Dallas, Sea.	24	15	250	10.4	32	0
4)	Raymond, Det.	22	22	207	9.4	24	0
5)	Dortch, Ariz	24	7	224	9.3	49	0
6)	Thompkins, T.B.	23	14	213	9.3	51	0
7)	McCloud, S.F.	22	9	186	8.5	19	0
8)	Smith-Marsette, Car.	32	20	262	8.2	79t	1
9)	Crowder, Was.	34	13	276	8.1	61	0
10)	T. Taylor, Chi.	21	20	169	8.0	31	0
11)	Powell, Min.	34	14	272	8.0	25	0
12)	Trammell, LA-R	23	15	157	6.8	29	0

**NFC / KICKOFF RETURN LEADERS**

Rank	Player, Team	Ret	Yards	Avg	Long	TD
1)	Nixon, G.B.	28	738	26.4	51	0

**WEEK 16 / THROUGH MONDAY, DECEMBER 25, 2023****NFC / LEADERS IN INTERCEPTIONS**

Rank	Player, Team	Int	Yards	Avg	Long	TD
1)	Bland, Dal.	8	209	26.1	63t	5
2)	Bates, Atl.	6	95	15.8	92t	1
3t)	Ward, S.F.	4	88	22.0	66t	1
3t)	J. Johnson, Chi.	4	65	16.3	39t	1
3t)	Warner, S.F.	4	63	15.8	32	0
3t)	Edmunds, Chi.	4	61	15.3	45t	1
3t)	Thompson, Ariz	4	49	12.3	35	0
3t)	K. Joseph, Det.	4	37	9.3	22	0
3t)	Adebo, N.O.	4	32	8.0	27	0
3t)	Love, Sea.	4	7	1.8	7	0
11t)	*Branch, Det.	3	63	21.0	50t	1
11t)	Murphy, Min.	3	59	19.7	37	0
11t)	Hufanga, S.F.	3	48	16.0	28	0
11t)	Mathieu, N.O.	3	48	16.0	27t	1
11t)	Jacobs, Det.	3	45	15.0	20	0
11t)	Winfield, T.B.	3	28	9.3	28	0
11t)	Witherspoon, LA-R	3	17	5.7	17	0
18t)	Pinnock, NY-G	2	123	61.5	102t	1
18t)	Slay, Phi.	2	86	43.0	70t	1
18t)	Okereke, NY-G	2	62	31.0	55	0
18t)	Lenoir, S.F.	2	49	24.5	28	0
18t)	J. Johnson, LA-R	2	44	22.0	42	0
18t)	T. Brown, Sea.	2	40	20.0	40t	1
18t)	Fuller, LA-R	2	39	19.5	21	0
18t)	*Stevenson, Chi.	2	39	19.5	34	0
18t)	D. White, T.B.	2	36	18.0	26	0
18t)	R. Ford, G.B.	2	30	15.0	21	0
18t)	Fuller, Was.	2	23	11.5	23	0
18t)	*Izien, T.B.	2	18	9.0	14	0
18t)	Blankenship, Phi.	2	17	8.5	17	0
18t)	Holmes, NY-G	2	13	6.5	11	0
18t)	*Banks, NY-G	2	6	3.0	6	0
18t)	Maye, N.O.	2	5	2.5	5	0
18t)	Delaney, T.B.	2	4	2.0	4	0
18t)	Davis, T.B.	2	3	1.5	3	0
18t)	Edwards, Chi.	2	2	1.0	2	0
18t)	Woods, Car.	2	-1	-0.5	2	0
18t)	*J. Brown, S.F.	2	0	0.0	0	0
18t)	Bynum, Min.	2	0	0.0	0	0
18t)	Gilmore, Dal.	2	0	0.0	0	0
18t)	Woolen, Sea.	2	0	0.0	0	0



**WEEK 16 / THROUGH MONDAY, DECEMBER 25, 2023****NFC / LEADERS IN SACKS**

Rank	Player, Team	Sacks
1)	Hunter, Min. (LB)	15.5
2)	Parsons, Dal. (LB)	13.0
3)	Sweat, Was.-Chi. (DE)	12.5
4)	Thibodeaux, NY-G (LB)	11.5
5)	Reddick, Phi. (LB)	11.0
6)	Bosa, S.F. (DE)	10.5
7t)	Gary, G.B. (LB)	9.0
7t)	Mafe, Sea. (LB)	9.0
9)	Granderson, N.O. (DE)	8.5
10)	Wonnum, Min. (LB)	8.0
11)	Young, Was.-S.F. (DE)	7.5
12t)	Hargrave, S.F. (NT)	7.0
12t)	Ja. Reed, Sea. (DE)	7.0
12t)	Smith, G.B. (LB)	7.0
15t)	Clark, G.B. (NT)	6.5
15t)	D. Davis, N.O. (LB)	6.5
15t)	*Diaby, T.B. (LB)	6.5
15t)	Hutchinson, Det. (DE)	6.5
15t)	Sweat, Phi. (DE)	6.5
15t)	*Turner, LA-R (DT)	6.5
21t)	Burns, Car. (LB)	6.0
21t)	Donald, LA-R (DL)	6.0
21t)	Ebiketie, Atl. (LB)	6.0
21t)	Gardeck, Ariz (LB)	6.0
21t)	*Young, LA-R (LB)	6.0
26t)	J. Allen, Was. (DE)	5.5
26t)	Armstrong, Dal. (DE)	5.5
26t)	Campbell, Atl. (DE)	5.5
26t)	Luvu, Car. (LB)	5.5
26t)	Vea, T.B. (DT)	5.5
31t)	Armstead, S.F. (DE)	5.0
31t)	*Carter, Phi. (DT)	5.0
31t)	Cox, Phi. (DT)	5.0
31t)	Dupree, Atl. (LB)	5.0
31t)	McNeill, Det. (DT)	5.0
31t)	Toohill, Was. (DE)	5.0
31t)	Winfield, T.B. (DB)	5.0
38t)	Barrett, T.B. (LB)	4.5
38t)	Brooks, Sea. (LB)	4.5
38t)	David, T.B. (LB)	4.5
38t)	Hoecht, LA-R (LB)	4.5
38t)	D. Jones, Sea. (DE)	4.5
38t)	E. Jones, LA-R (LB)	4.5
38t)	Ju. Jones, Chi. (DT)	4.5
38t)	Lawrence, NY-G (DT)	4.5
38t)	Taylor, Sea. (LB)	4.5
38t)	Williams, NY-G-Sea. (DE)	4.5
48t)	Dimukeje, Ariz (LB)	4.0
48t)	*Kancey, T.B. (DT)	4.0
48t)	Lawrence, Dal. (DE)	4.0
48t)	Ngakoue, Chi. (DL)	4.0
48t)	*Ojulari, Ariz (LB)	4.0
48t)	Payne, Was. (NT)	4.0
48t)	Tryon-Shoyinka, T.B. (LB)	4.0
48t)	Williams, Dal. (DE)	4.0
48t)	Wyatt, G.B. (DT)	4.0

**WEEK 16 / THROUGH MONDAY, DECEMBER 25, 2023****NFC / FUMBLE RECOVERIES**

Rank	Player, Team	TotRec	OffRec	DefRec
1)	Dobbs, Ariz-Min.	7	7	0
2t)	Hurts, Phi.	4	4	0
2t)	Purdy, S.F.	4	4	0
2t)	Winfield, T.B.	4	0	4
2t)	*Young, Car.	4	4	0
6t)	Love, G.B.	3	3	0
6t)	Mayfield, T.B.	3	3	0
6t)	McCloud, NY-G	3	3	0
6t)	McFadden, NY-G	3	0	3
6t)	Ridder, Atl.	3	3	0
6t)	R. White, T.B.	3	3	0
12t)	Adebo, N.O.	2	0	2
12t)	Alford, Atl.	2	1	1
12t)	Biadasz, Dal.	2	2	0
12t)	Carter, Atl.	2	0	2
12t)	Conner, Ariz	2	2	0
12t)	Cousins, Min.	2	2	0
12t)	*Diaby, T.B.	2	0	2
12t)	Edwards, Chi.	2	0	2
12t)	Ezeudu, NY-G	2	2	0
12t)	Fuller, Was.	2	0	2
12t)	Gary, G.B.	2	0	2
12t)	Gibson, Was.	2	2	0
12t)	Goff, Det.	2	2	0
12t)	Hall, T.B.	2	0	2
12t)	Hicks, Min.	2	0	2
12t)	Hodge, Atl.	2	2	0
12t)	Hutchinson, Det.	2	0	2
12t)	D. Jones, NY-G	2	2	0
12t)	Mafe, Sea.	2	0	2
12t)	McKinney, NY-G	2	0	2
12t)	Moore, Ariz	2	2	0
12t)	Morrow, Phi.	2	0	2
12t)	Nixon, G.B.	2	2	0
12t)	Patrick, Chi.	2	2	0
12t)	Payne, Was.	2	0	2
12t)	K. Smith, Atl.	2	2	0
12t)	G. Smith, Sea.	2	2	0
12t)	Smith-Marsette, Car.	2	2	0
12t)	Taylor, NY-G	2	2	0
12t)	Tom, G.B.	2	2	0
12t)	Trammell, LA-R	2	2	0
12t)	Werner, N.O.	2	0	2
12t)	Wilson, Dal.	2	0	2
12t)	Witherspoon, LA-R	2	0	2
12t)	Woolen, Sea.	2	0	2
12t)	Wylie, Was.	2	2	0

**WEEK 16 / THROUGH MONDAY, DECEMBER 25, 2023****NFC / OFFENSIVE FUMBLE RECOVERIES**

Rank	Player, Team	Ret	Yards	Avg	Long	TD
1)	Dobbs, Ariz-Min.	7	2	0.3	5	0
2t)	Hurts, Phi.	4	0	0.0	0	0
2t)	Purdy, S.F.	4	0	0.0	0	0
2t)	*Young, Car.	4	0	0.0	0	0
5t)	R. White, T.B.	3	3	1.0	3	0
5t)	McCloud, NY-G	3	1	0.3	1	0
5t)	Love, G.B.	3	0	0.0	0	0
5t)	Mayfield, T.B.	3	0	0.0	0	0
5t)	Ridder, Atl.	3	0	0.0	0	0
10t)	K. Smith, Atl.	2	1	0.5	1	0
10t)	Biadasz, Dal.	2	0	0.0	0	0
10t)	Conner, Ariz	2	0	0.0	0	0
10t)	Cousins, Min.	2	0	0.0	0	0
10t)	Ezeudu, NY-G	2	0	0.0	0	0
10t)	Gibson, Was.	2	0	0.0	0	0
10t)	Goff, Det.	2	0	0.0	0	0
10t)	Hodge, Atl.	2	0	0.0	0	0
10t)	D. Jones, NY-G	2	0	0.0	0	0
10t)	Moore, Ariz	2	0	0.0	0	0
10t)	Nixon, G.B.	2	0	0.0	0	0
10t)	Patrick, Chi.	2	0	0.0	0	0
10t)	G. Smith, Sea.	2	0	0.0	0	0
10t)	Smith-Marsette, Car.	2	0	0.0	0	0
10t)	Taylor, NY-G	2	0	0.0	0	0
10t)	Tom, G.B.	2	0	0.0	0	0
10t)	Trammell, LA-R	2	0	0.0	0	0
10t)	Wylie, Was.	2	0	0.0	0	0

**NFC / DEFENSIVE FUMBLE RECOVERIES**

Rank	Player, Team	Ret	Yards	Avg	Long	TD
1)	Winfield, T.B.	4	0	0.0	0	0
2)	McFadden, NY-G	3	0	0.0	0	0
3t)	Hicks, Min.	2	42	21.0	42t	1
3t)	Carter, Atl.	2	19	9.5	19	0
3t)	Mafe, Sea.	2	3	1.5	3	0
3t)	Werner, N.O.	2	3	1.5	2	0
3t)	Woolen, Sea.	2	1	0.5	1	0
3t)	Adebo, N.O.	2	0	0.0	0	0
3t)	*Diaby, T.B.	2	0	0.0	0	0
3t)	Edwards, Chi.	2	0	0.0	0	0
3t)	Fuller, Was.	2	0	0.0	0	0
3t)	Gary, G.B.	2	0	0.0	0	0
3t)	Hall, T.B.	2	0	0.0	0	0
3t)	Hutchinson, Det.	2	0	0.0	0	0
3t)	McKinney, NY-G	2	0	0.0	0	0
3t)	Morrow, Phi.	2	0	0.0	0	0
3t)	Payne, Was.	2	0	0.0	0	0
3t)	Wilson, Dal.	2	0	0.0	0	0
3t)	Witherspoon, LA-R	2	0	0.0	0	0

WEEK 16 / THROUGH MONDAY, DECEMBER 25, 2023

NFL / LEADING PASSERS

Player, Team	Att	Comp	Pct		Avg		Pct			Pct	Rating
			Comp	Yds	Gain	TD	TD	Long	Int		
Purdy, S.F.	416	286	68.8	4050	9.74	29	7.0	76t	11	2.6	112.2
Tagovailoa, Mia.	495	349	70.5	4214	8.51	26	5.3	78t	10	2.0	105.4
Prescott, Dal.	516	353	68.4	3892	7.54	30	5.8	60	7	1.4	104.2
Cousins, Min.	311	216	69.5	2331	7.50	18	5.8	62t	5	1.6	103.8
*Stroud, Hou.	441	275	62.4	3631	8.23	20	4.5	75t	5	1.1	98.7
Goff, Det.	539	365	67.7	3984	7.39	27	5.0	48	10	1.9	98.3
R. Wilson, Den.	447	297	66.4	3070	6.87	26	5.8	60t	8	1.8	98.0
Jackson, Bal.	436	289	66.3	3357	7.70	19	4.4	80	7	1.6	97.2
Mayfield, T.B.	501	322	64.3	3598	7.18	26	5.2	75t	8	1.6	96.2
J. Allen, Buf.	511	340	66.5	3778	7.39	27	5.3	81t	15	2.9	93.7
Carr, N.O.	488	329	67.4	3417	7.00	19	3.9	58t	8	1.6	93.6
Herbert, LA-C	456	297	65.1	3134	6.87	20	4.4	60	7	1.5	93.2
Stafford, LA-R	487	302	62.0	3648	7.49	23	4.7	70t	9	1.8	93.0
Love, G.B.	514	321	62.5	3587	6.98	27	5.3	77	11	2.1	91.8
Mahomes, K.C.	568	380	66.9	3938	6.93	26	4.6	54	14	2.5	91.7
Burrow, Cin.	365	244	66.8	2309	6.33	15	4.1	64t	6	1.6	91.0
G. Smith, Sea.	438	284	64.8	3145	7.18	17	3.9	73t	9	2.1	90.4
Hurts, Phi.	499	327	65.5	3636	7.29	20	4.0	63t	13	2.6	89.6
Lawrence, Jac.	521	341	65.5	3736	7.17	19	3.6	65t	12	2.3	89.1
*Levis, Ten.	249	147	59.0	1792	7.20	8	3.2	61t	4	1.6	85.3
Fields, Chi.	322	196	60.9	2146	6.66	15	4.7	58	9	2.8	84.5
Minshew, Ind.	443	277	62.5	2940	6.64	14	3.2	75t	9	2.0	83.9
Ridder, Atl.	354	224	63.3	2528	7.14	10	2.8	56	10	2.8	82.2
Pickett, Pit.	324	201	62.0	2070	6.39	6	1.9	72t	4	1.2	81.4
Howell, Was.	557	352	63.2	3624	6.51	19	3.4	51t	17	3.1	80.5
Dobbs, Ariz-Min.	417	262	62.8	2464	5.91	13	3.1	69	10	2.4	79.5
*O'Connell, L.V.	265	163	61.5	1675	6.32	8	3.0	50	7	2.6	78.7
Z. Wilson, NY-J	368	221	60.1	2271	6.17	8	2.2	68t	7	1.9	77.2
Mac Jones, N.E.	345	224	64.9	2120	6.14	10	2.9	58t	12	3.5	77.0
*Young, Car.	477	285	59.7	2671	5.60	11	2.3	48	9	1.9	75.0

NFL / LEADING PASSERS, RANKS

Player, Team	Att	Comp	Pct		Avg		Pct			Pct	Rating
			Comp	Yds	Gain	TD	TD	Long	Int		
Purdy, S.F.	21	16	3	2	1	2	1		23t	25	1
Tagovailoa, Mia.	10	5	1	1	2	6t	7		19t	16	2
Prescott, Dal.	5	3	4	5	5	1	3		6t	3	3
Cousins, Min.	28	26	2	23	6	18	4		3t	8	4
*Stroud, Hou.	17	20	23	10	3	11t	13		3t	1	5
Goff, Det.	3	2	5	3	9	3t	9		19t	13	6
R. Wilson, Den.	15	13t	10	18	20	6t	2		11t	11	7
Jackson, Bal.	19	15	11	15	4	14t	15		6t	6	8
Mayfield, T.B.	8	10	17	12	12	6t	8		11t	5	9
J. Allen, Buf.	7	7	9	6	8	3t	5		29	28	10
Carr, N.O.	11	8	6	14	16	14t	18		11t	9	11
Herbert, LA-C	14	13t	14	17	19	11t	14		6t	4	12
Stafford, LA-R	12	12	25	8	7	10	10		14t	12	13
Love, G.B.	6	11	22	13	17	3t	6		23t	19	14
Mahomes, K.C.	1	1	7	4	18	6t	12		28	22	15
Burrow, Cin.	23	22	8	24	25	20t	16		5	10	16
G. Smith, Sea.	18	18	16	16	13	19	19		14t	18	17
Hurts, Phi.	9	9	12	9	10	11t	17		27	23	18
Lawrence, Jac.	4	6	13	7	14	14t	20		25t	20	19
*Levis, Ten.	30	30	30	29	11	28t	22		1t	7	20
Fields, Chi.	27	28	27	26	21	20t	11		14t	26	21
Minshew, Ind.	16	19	21	19	22	22	23		14t	17	22
Ridder, Atl.	24	23t	18	21	15	25t	27		19t	27	23
Pickett, Pit.	26	27	24	28	24	35t	30		1t	2	24
Howell, Was.	2	4	19	11	23	14t	21		30	29	25
Dobbs, Ariz-Min.	20	21	20	22	29	23	24		19t	21	26
*O'Connell, L.V.	29	29	26	30	26	28t	25		6t	24	27
Z. Wilson, NY-J	22	25	28	25	27	28t	29		6t	15	28
Mac Jones, N.E.	25	23t	15	27	28	25t	26		25t	30	29
*Young, Car.	13	17	29	20	30	24	28		14t	14	30

**WEEK 16 / THROUGH MONDAY, DECEMBER 25, 2023**

**NFL / FOURTH-QUARTER PASSING LEADERS**

Rank	Player, Team	Att	Comp	Comp%	Yards	YPA	TD	TD%	Int	Int%	Rating
1)	Purdy, S.F.	83	54	65.1	849	10.23	9	10.8	3	3.6	120.0
2)	Browning, Cin.	44	33	75.0	330	7.50	3	6.8	1	2.3	109.1
3)	Carr, N.O.	112	78	69.6	816	7.29	7	6.3	1	0.9	107.6
4)	R. Wilson, Den.	143	88	61.5	1045	7.31	11	7.7	2	1.4	103.6
5)	*DeVito, NY-G	59	41	69.5	367	6.22	3	5.1	0	0.0	102.9
6)	Herbert, LA-C	108	70	64.8	808	7.48	7	6.5	2	1.9	101.2
7)	Garoppolo, L.V.	38	27	71.1	303	7.97	2	5.3	1	2.6	101.1
8)	Flacco, Cle.	40	24	60.0	329	8.23	3	7.5	1	2.5	100.9
9)	*Stroud, Hou.	111	66	59.5	946	8.52	8	7.2	3	2.7	99.9
10)	J. Allen, Buf.	100	70	70.0	756	7.56	6	6.0	3	3.0	99.4
11)	Goff, Det.	137	100	73.0	971	7.09	5	3.6	2	1.5	98.5
12)	G. Smith, Sea.	115	74	64.3	701	6.10	7	6.1	1	0.9	97.8
13)	Pickett, Pit.	69	47	68.1	563	8.16	2	2.9	1	1.4	96.5
14)	Ridder, Atl.	98	65	66.3	962	9.82	3	3.1	3	3.1	95.7
15)	Murray, Ariz	74	50	67.6	486	6.57	3	4.1	1	1.4	93.6
16)	Cousins, Min.	87	54	62.1	529	6.08	5	5.7	1	1.1	93.5
17)	Mayfield, T.B.	150	94	62.7	1031	6.87	7	4.7	2	1.3	92.9
18)	Prescott, Dal.	116	77	66.4	828	7.14	7	6.0	4	3.4	92.9
19)	Mac Jones, N.E.	102	68	66.7	654	6.41	5	4.9	2	2.0	92.5
20)	Jackson, Bal.	70	45	64.3	479	6.84	3	4.3	2	2.9	86.5
21)	D. Jones, NY-G	43	32	74.4	271	6.30	2	4.7	2	4.7	86.5
22)	Hurts, Phi.	114	66	57.9	854	7.49	6	5.3	4	3.5	84.5
23)	Tagovailoa, Mia.	82	52	63.4	491	5.99	3	3.7	2	2.4	81.9
24)	*Levis, Ten.	83	44	53.0	572	6.89	4	4.8	2	2.4	81.0
25)	Taylor, NY-G	48	30	62.5	323	6.73	1	2.1	1	2.1	80.5
26)	Stafford, LA-R	122	66	54.1	758	6.21	5	4.1	2	1.6	79.9
27)	*Young, Car.	163	103	63.2	970	5.95	5	3.1	4	2.5	79.5
28)	Howell, Was.	156	94	60.3	984	6.31	7	4.5	6	3.8	77.5
29)	Tannehill, Ten.	44	29	65.9	322	7.32	1	2.3	2	4.5	76.1
30)	Mills, Hou.	37	16	43.2	166	4.49	2	5.4	0	0.0	74.8
31)	Burrow, Cin.	89	51	57.3	583	6.55	3	3.4	3	3.4	74.3
32)	Minshew, Ind.	111	64	57.7	704	6.34	3	2.7	3	2.7	74.3
33)	Lawrence, Jac.	119	68	57.1	681	5.72	4	3.4	3	2.5	74.2
34)	Dobbs, Ariz-Min.	143	82	57.3	819	5.73	5	3.5	4	2.8	73.7
35)	Love, G.B.	160	83	51.9	1056	6.60	7	4.4	6	3.8	71.8
36)	Mahomes, K.C.	137	75	54.7	756	5.52	4	2.9	3	2.2	71.3
37)	Z. Wilson, NY-J	106	64	60.4	727	6.86	2	1.9	5	4.7	67.6
38)	Trubisky, Pit.	52	34	65.4	296	5.69	1	1.9	3	5.8	62.7
39)	Boyle, NY-J-Hou.	38	24	63.2	160	4.21	1	2.6	2	5.3	59.1
40)	*O'Connell, L.V.	83	45	54.2	427	5.14	2	2.4	5	6.0	51.6
41)	Siemian, NY-J	44	21	47.7	188	4.27	0	0.0	1	2.3	50.2
42)	Fields, Chi.	80	41	51.2	463	5.79	3	3.8	6	7.5	50.2
43)	Winston, N.O.	38	21	55.3	225	5.92	1	2.6	3	7.9	48.7
44)	Zappe, N.E.	55	27	49.1	206	3.75	0	0.0	2	3.6	43.4
45)	*Bagent, Chi.	41	23	56.1	190	4.63	0	0.0	4	9.8	28.6
46)	P. Walker, Cle.	48	20	41.7	197	4.10	0	0.0	3	6.3	27.9

**NFL / THIRD-DOWN PASSING LEADERS**

Rank	Player, Team	Att	Comp	Comp%	Yards	YPA	TD	TD%	Int	Int%	Rating
1)	Prescott, Dal.	126	86	68.3	1162	9.22	9	7.1	2	1.6	114.6
2)	Mahomes, K.C.	138	88	63.8	1064	7.71	14	10.1	3	2.2	112.1
3)	Cousins, Min.	84	55	65.5	726	8.64	6	7.1	1	1.2	111.5
4)	Stafford, LA-R	128	80	62.5	951	7.43	11	8.6	1	0.8	110.5
5)	R. Wilson, Den.	105	69	65.7	775	7.38	9	8.6	2	1.9	108.2
6)	Goff, Det.	135	92	68.1	1017	7.53	9	6.7	3	2.2	103.2
7)	Tagovailoa, Mia.	134	86	64.2	1288	9.61	10	7.5	6	4.5	101.8
8)	*Stroud, Hou.	139	81	58.3	1150	8.27	8	5.8	1	0.7	101.3
9)	Mayfield, T.B.	153	99	64.7	1224	8.00	9	5.9	3	2.0	100.8
10)	Jackson, Bal.	107	61	57.0	749	7.00	9	8.4	2	1.9	99.0
11)	Purdy, S.F.	101	62	61.4	900	8.91	5	5.0	2	2.0	98.6
12)	Hurts, Phi.	116	78	67.2	1017	8.77	5	4.3	3	2.6	98.2
13)	Burrow, Cin.	90	61	67.8	550	6.11	5	5.6	1	1.1	97.9
14)	Love, G.B.	145	84	57.9	974	6.72	11	7.6	4	2.8	92.1
15)	*O'Connell, L.V.	73	44	60.3	454	6.22	3	4.1	0	0.0	91.9
16)	Dobbs, Ariz-Min.	116	71	61.2	738	6.36	5	4.3	1	0.9	90.4
17)	Lawrence, Jac.	128	82	64.1	835	6.52	9	7.0	5	3.9	89.8
18)	Herbert, LA-C	121	66	54.5	865	7.15	8	6.6	4	3.3	85.6
19)	*Young, Car.	129	76	58.9	744	5.77	4	3.1	1	0.8	82.3
20)	Howell, Was.	128	77	60.2	929	7.26	4	3.1	4	3.1	79.9
21)	Carr, N.O.	137	77	56.2	929	6.78	7	5.1	5	3.6	79.0
22)	Fields, Chi.	93	54	58.1	563	6.05	7	7.5	5	5.4	78.4
23)	J. Allen, Buf.	120	69	57.5	789	6.58	7	5.8	6	5.0	76.0
24)	Minshew, Ind.	111	66	59.5	786	7.08	2	1.8	3	2.7	75.9
25)	Ridder, Atl.	98	58	59.2	715	7.30	2	2.0	3	3.1	75.9
26)	Z. Wilson, NY-J	96	54	56.3	547	5.70	2	2.1	1	1.0	75.3
27)	Pickett, Pit.	112	59	52.7	839	7.49	1	0.9	2	1.8	72.7

28) G. Smith, Sea.	122	69	56.6	762	6.25	4	3.3	5	4.1	69.1
29) Mac Jones, N.E.	94	50	53.2	561	5.97	1	1.1	3	3.2	61.5
30) *Levis, Ten.	71	39	54.9	375	5.28	0	0.0	2	2.8	58.1

**WEEK 16 / THROUGH MONDAY, DECEMBER 25, 2023**

**NFL / LEADING RUSHERS**

Rank	Player, Team	Att	Yards	Avg	Long	TD
1)	McCaffrey, S.F.	258	1395	5.4	72	14
2)	K. Williams, LA-R	208	1057	5.1	56	9
3)	Cook, Buf.	208	1038	5.0	42	2
4)	Mostert, Mia.	209	1012	4.8	49	18
5)	Swift, Phi.	216	988	4.6	43	5
6)	Henry, Ten.	249	972	3.9	63	11
7)	Montgomery, Det.	195	910	4.7	75t	11
8)	Pollard, Dal.	219	886	4.0	31	5
9)	S. Barkley, NY-G	217	877	4.0	36	4
10t)	*Robinson, Atl.	188	873	4.6	38	4
10t)	R. White, T.B.	242	873	3.6	38	6
12)	*Gibbs, Det.	154	872	5.7	36	9
13)	Mixon, Cin.	222	858	3.9	22	8
14)	Etienne, Jac.	235	849	3.6	35t	9
15t)	Jacobs, L.V.	233	805	3.5	63t	6
15t)	Pacheco, K.C.	187	805	4.3	48t	7
17)	Harris, Pit.	202	801	4.0	25	5
18)	Jackson, Bal. (QB)	142	786	5.5	30	5
19t)	Hubbard, Car.	204	774	3.8	22	5
19t)	Walker, Sea.	192	774	4.0	45	7
21)	Moss, Ind.	177	764	4.3	56t	5
22)	Conner, Ariz	155	762	4.9	44	5
23)	Singletary, Hou.	176	755	4.3	22	3
24)	J. Ford, Cle.	189	743	3.9	69t	4
25)	Bre. Hall, NY-J	173	732	4.2	83	4
26)	J. Williams, Den.	193	701	3.6	21	2
27)	Edwards, Bal.	172	694	4.0	42	12
28)	Warren, Pit.	127	676	5.3	74t	3
29)	Robinson, Was.	160	664	4.2	29	5
30)	Mattison, Min.	170	659	3.9	21	0
31)	Kamara, N.O.	170	649	3.8	17	5
32)	Allgeier, Atl.	175	646	3.7	31t	4
33)	*Achane, Mia.	79	637	8.1	76t	7
34)	Stevenson, N.E.	156	619	4.0	64t	4
35)	Dillon, G.B.	171	586	3.4	40	2
36)	Fields, Chi. (QB)	105	585	5.6	39	3
37)	Hurts, Phi. (QB)	147	576	3.9	24	15
38)	Ekeler, LA-C	156	571	3.7	55	5
39)	Elliott, N.E.	157	549	3.5	17	2
40)	Herbert, Chi.	102	459	4.5	34	1
41)	Taylor, Ind.	118	457	3.9	42	5
42t)	*Charbonnet, Sea.	101	428	4.2	23	1
42t)	*Spears, Ten.	91	428	4.7	23	1
44t)	Foreman, Chi.	109	425	3.9	22	4
44t)	A. Jones, G.B.	100	425	4.3	39	2
46)	Dobbs, Ariz-Min. (QB)	77	421	5.5	44	6
47)	J. Allen, Buf. (QB)	85	413	4.9	23	13
48)	Sanders, Car.	124	404	3.3	48	1
49)	Kelley, LA-C	103	402	3.9	49t	2
50)	Pierce, Hou.	137	400	2.9	22	2

**WEEK 16 / THROUGH MONDAY, DECEMBER 25, 2023****NFL / THIRD-AND-ONE RUSHING LEADERS**

Rank	Player, Team	Att	FD	Pct
1t)	K. Williams, LA-R	12	12	100.0
1t)	J. Allen, Buf.	11	11	100.0
1t)	Love, G.B.	5	5	100.0
1t)	Prescott, Dal.	5	5	100.0
1t)	*Charbonnet, Sea.	4	4	100.0
1t)	Henry, Ten.	4	4	100.0
1t)	*Luepke, Dal.	4	4	100.0
1t)	McKinnon, K.C.	4	4	100.0
9)	Hurts, Phi.	15	14	93.3
10)	McCaffrey, S.F.	11	10	90.9
11)	R. Wilson, Den.	15	13	86.7
12t)	Stevenson, N.E.	7	6	85.7
12t)	*Stroud, Hou.	7	6	85.7
14t)	Montgomery, Det.	10	8	80.0
14t)	Fields, Chi.	5	4	80.0
14t)	Harris, Pit.	5	4	80.0
14t)	Mostert, Mia.	5	4	80.0
14t)	Walker, Sea.	5	4	80.0
19)	Moss, Ind.	14	11	78.6
20)	Edwards, Bal.	8	6	75.0
21t)	Jackson, Bal.	7	5	71.4
21t)	Murray, Buf.	7	5	71.4
21t)	Pickett, Pit.	7	5	71.4
21t)	Taylor, Ind.	7	5	71.4
21t)	Williams, N.O.	7	5	71.4
26)	Pollard, Dal.	10	7	70.0
27)	Hubbard, Car.	13	9	69.2
28t)	Allgeier, Atl.	9	6	66.7
28t)	Pacheco, K.C.	9	6	66.7
28t)	S. Barkley, NY-G	6	4	66.7
28t)	A. Jones, G.B.	6	4	66.7
32)	Dobbs, Ariz-Min.	8	5	62.5
33)	Hunt, Cle.	7	4	57.1
34t)	Dillon, G.B.	9	5	55.6
34t)	R. White, T.B.	9	5	55.6
36t)	Ekeler, LA-C	11	6	54.5
36t)	Mixon, Cin.	11	6	54.5
38)	Jacobs, L.V.	8	4	50.0
39)	Etienne, Jac.	10	4	40.0



**WEEK 16 / THROUGH MONDAY, DECEMBER 25, 2023****NFL / LEADERS IN RECEPTIONS**

Rank	Player, Team	Rec	Yards	Avg	Long	TD
1)	Lamb, Dal.	109	1424	13.1	49t	9
2)	K. Allen, LA-C	108	1243	11.5	42	7
3t)	T. Hill, Mia.	106	1641	15.5	78t	12
3t)	St. Brown, Det.	106	1281	12.1	46	8
5)	A. Brown, Phi.	101	1394	13.8	59t	7
6)	Pittman, Ind.	99	1062	10.7	75t	4
7)	Engram, Jac. (TE)	98	824	8.4	34	3
8t)	*Nacua, LA-R	96	1327	13.8	70t	5
8t)	Diggs, Buf.	96	1070	11.1	55t	8
10t)	Thielen, Car.	95	964	10.1	32	4
10t)	Hockenson, Min. (TE)	95	960	10.1	29	5
12)	Chase, Cin.	93	1156	12.4	76t	7
13)	Kelce, K.C. (TE)	90	968	10.8	53	5
14)	G. Wilson, NY-J	88	958	10.9	68t	3
15)	Adams, L.V.	85	972	11.4	46t	5
16)	Moore, Chi.	83	1141	13.7	58	7
17)	Olave, N.O.	81	1041	12.9	51	4
18)	D. Smith, Phi.	78	1036	13.3	63t	7
19)	Lockett, Sea.	76	813	10.7	36	4
20)	Njoku, Cle. (TE)	75	748	10.0	41	6
21t)	Godwin, T.B.	74	892	12.1	42	1
21t)	*Rice, K.C.	74	811	11.0	39t	7
21t)	*LaPorta, Det. (TE)	74	776	10.5	48	9
21t)	*Flowers, Bal.	74	752	10.2	52	4
25t)	Evans, T.B.	73	1163	15.9	75t	13
25t)	Kamara, N.O. (RB)	73	462	6.3	25	1
27t)	Cooper, Cle.	72	1250	17.4	75t	5
27t)	Waddle, Mia.	72	1014	14.1	60t	4
27t)	McBride, Ariz (TE)	72	743	10.3	38	2
30)	Kmet, Chi. (TE)	70	678	9.7	53	6
31)	McLaurin, Was.	69	885	12.8	48	3
32)	Ridley, Jac.	66	871	13.2	45	7
33t)	Aiyuk, S.F.	65	1203	18.5	76t	6
33t)	Bre. Hall, NY-J (RB)	65	537	8.3	50t	3
35t)	N. Collins, Hou.	64	1022	16.0	59	7
35t)	Boyd, Cin.	64	634	9.9	64	2
37t)	*Addison, Min.	63	826	13.1	62t	9
37t)	*Downs, Ind.	63	670	10.6	59t	2
37t)	McCaffrey, S.F. (RB)	63	537	8.5	41t	7
40t)	Kittle, S.F. (TE)	62	991	16.0	66t	6
40t)	Meyers, L.V.	62	690	11.1	33	7
40t)	*Kincaid, Buf. (TE)	62	502	8.1	22t	2
43t)	Hopkins, Ten.	61	939	15.4	61t	6
43t)	D. London, Atl.	61	808	13.2	45	2
43t)	Ferguson, Dal. (TE)	61	659	10.8	40	5
46)	Metcalfe, Sea.	60	998	16.6	73t	8
47)	*Smith-Njigba, Sea.	59	602	10.2	35	3
48)	Sutton, Den.	58	770	13.3	46t	10
49t)	Kirk, Jac.	57	787	13.8	57	3
49t)	Samuel, Was.	57	565	9.9	37	4

**WEEK 16 / THROUGH MONDAY, DECEMBER 25, 2023****NFL / RECEIVING YARDAGE LEADERS**

Rank	Player, Team	Yards	Rec	Avg	Long	TD
1)	T. Hill, Mia.	1641	106	15.5	78t	12
2)	Lamb, Dal.	1424	109	13.1	49t	9
3)	A. Brown, Phi.	1394	101	13.8	59t	7
4)	*Nacua, LA-R	1327	96	13.8	70t	5
5)	St. Brown, Det.	1281	106	12.1	46	8
6)	Cooper, Cle.	1250	72	17.4	75t	5
7)	K. Allen, LA-C	1243	108	11.5	42	7
8)	Aiyuk, S.F.	1203	65	18.5	76t	6
9)	Evans, T.B.	1163	73	15.9	75t	13
10)	Chase, Cin.	1156	93	12.4	76t	7
11)	Moore, Chi.	1141	83	13.7	58	7
12)	Diggs, Buf.	1070	96	11.1	55t	8
13)	Pittman, Ind.	1062	99	10.7	75t	4
14)	Olave, N.O.	1041	81	12.9	51	4
15)	D. Smith, Phi.	1036	78	13.3	63t	7
16)	N. Collins, Hou.	1022	64	16.0	59	7
17)	Waddle, Mia.	1014	72	14.1	60t	4
18)	Pickens, Pit.	1009	56	18.0	86t	5
19)	Metcalfe, Sea.	998	60	16.6	73t	8
20)	Kittle, S.F. (TE)	991	62	16.0	66t	6
21)	Adams, L.V.	972	85	11.4	46t	5
22)	Kelce, K.C. (TE)	968	90	10.8	53	5
23)	Thielen, Car.	964	95	10.1	32	4
24)	Hockenson, Min. (TE)	960	95	10.1	29	5
25)	G. Wilson, NY-J	958	88	10.9	68t	3
26)	Hopkins, Ten.	939	61	15.4	61t	6
27)	Godwin, T.B.	892	74	12.1	42	1
28)	McLaurin, Was.	885	69	12.8	48	3
29)	Ridley, Jac.	871	66	13.2	45	7
30)	Samuel, S.F.	834	53	15.7	54t	6
31)	*Addison, Min.	826	63	13.1	62t	9
32)	Engram, Jac. (TE)	824	98	8.4	34	3
33)	Jefferson, Min.	823	51	16.1	52t	4
34)	Lockett, Sea.	813	76	10.7	36	4
35)	*Rice, K.C.	811	74	11.0	39t	7
36)	D. London, Atl.	808	61	13.2	45	2
37)	Kirk, Jac.	787	57	13.8	57	3
38)	*LaPorta, Det. (TE)	776	74	10.5	48	9
39)	Sutton, Den.	770	58	13.3	46t	10
40)	*Flowers, Bal.	752	74	10.2	52	4
41)	Njoku, Cle. (TE)	748	75	10.0	41	6
42)	McBride, Ariz (TE)	743	72	10.3	38	2
43)	Davis, Buf.	725	43	16.9	57t	7
44)	Kupp, LA-R	710	55	12.9	62t	4
45)	*Dell, Hou.	709	47	15.1	68t	7
46)	Meyers, L.V.	690	62	11.1	33	7
47)	Kmet, Chi. (TE)	678	70	9.7	53	6
48)	*Downs, Ind.	670	63	10.6	59t	2
49)	Ferguson, Dal. (TE)	659	61	10.8	40	5
50)	Doubs, G.B.	646	56	11.5	36	8

**WEEK 16 / THROUGH MONDAY, DECEMBER 25, 2023**

**NFL / THIRD-DOWN RECEIVING LEADERS**

Rank	Player, Team	Rec	Yards	Avg	Long	TD
1t)	Lamb, Dal.	29	448	15.4	49	4
1t)	A. Brown, Phi.	29	428	14.8	38	1
1t)	Godwin, T.B.	29	415	14.3	42	0
1t)	Hockenson, Min. (TE)	29	324	11.2	29	1
1t)	St. Brown, Det.	29	320	11.0	33	4
1t)	Thielen, Car.	29	318	11.0	25	0
7)	T. Hill, Mia.	28	563	20.1	78t	6
8t)	N. Collins, Hou.	27	490	18.1	59	4
8t)	Moore, Chi.	27	434	16.1	58	4
8t)	K. Allen, LA-C	27	321	11.9	28	3
11)	*Nacua, LA-R	26	368	14.2	36	3
12)	Njoku, Cle. (TE)	25	229	9.2	34t	2
13t)	Diggs, Buf.	23	234	10.2	30	3
13t)	*LaPorta, Det. (TE)	23	231	10.0	35	3
15t)	Evans, T.B.	22	365	16.6	43	4
15t)	Olave, N.O.	22	334	15.2	45	1
15t)	*Smith-Njigba, Sea.	22	280	12.7	34	1
15t)	Pittman, Ind.	22	222	10.1	42	0
19t)	Conklin, NY-J (TE)	21	243	11.6	37	0
19t)	Meyers, L.V.	21	226	10.8	33	3
19t)	Ingram, Jac. (TE)	21	145	6.9	14	1
22t)	Chase, Cin.	20	252	12.6	76t	2
22t)	Lockett, Sea.	20	202	10.1	23	2
22t)	*Spears, Ten. (RB)	20	195	9.8	48	0
22t)	Warren, Pit. (RB)	20	165	8.3	30	0
26t)	*Addison, Min.	19	375	19.7	62t	5
26t)	*Downs, Ind.	19	308	16.2	59t	1
28t)	Waddle, Mia.	18	325	18.1	50	1
28t)	D. Smith, Phi.	18	238	13.2	63t	1
28t)	Boyd, Cin.	18	189	10.5	44	0
28t)	G. Wilson, NY-J	18	185	10.3	25	0
32t)	Cooper, Cle.	17	299	17.6	49	0
32t)	D. London, Atl.	17	228	13.4	29	1
32t)	Pitts, Atl. (TE)	17	218	12.8	27	0
32t)	Kupp, LA-R	17	214	12.6	34	3
32t)	*Reed, G.B.	17	214	12.6	35t	2
32t)	Brown, Ariz	17	212	12.5	36	2
32t)	Schultz, Hou. (TE)	17	208	12.2	26	2
32t)	*Rice, K.C.	17	202	11.9	39t	4
32t)	McBride, Ariz (TE)	17	181	10.6	27	2
32t)	*Robinson, Atl. (RB)	17	147	8.6	33	1
42t)	Sutton, Den.	16	238	14.9	33	3
42t)	Adams, L.V.	16	209	13.1	33	1
42t)	*Flowers, Bal.	16	186	11.6	29	1
42t)	Ridley, Jac.	16	177	11.1	32	3
42t)	R. White, T.B. (RB)	16	125	7.8	31t	1
42t)	Kamara, N.O. (RB)	16	115	7.2	17	0
42t)	Kmet, Chi. (TE)	16	115	7.2	13	1
42t)	Okonkwo, Ten. (TE)	16	107	6.7	15	0
50t)	Kirk, Jac.	15	257	17.1	57	1
50t)	Aiyuk, S.F.	15	228	15.2	25	1
50t)	Ferguson, Dal. (TE)	15	225	15.0	40	1
50t)	Kelce, K.C. (TE)	15	191	12.7	28	3
50t)	Doubs, G.B.	15	170	11.3	36	4
50t)	Woods, Hou.	15	136	9.1	19	1
50t)	McKinnon, K.C. (RB)	15	120	8.0	17t	1
50t)	Bre. Hall, NY-J (RB)	15	58	3.9	10	1

**WEEK 16 / THROUGH MONDAY, DECEMBER 25, 2023**

**NFL / LEADING SCORERS, NONKICKERS**

Rank	Player, Team	TD	Rush	Rec	Ret	X2	Pts
1t)	McCaffrey, S.F. (RB)	21	14	7	0	0	126
1t)	Mostert, Mia. (RB)	21	18	3	0	0	126
3)	Hurts, Phi. (QB)	15	15	0	0	0	90
4t)	J. Allen, Buf. (QB)	13	13	0	0	0	78
4t)	Evans, T.B. (WR)	13	0	13	0	0	78
6t)	Edwards, Bal. (RB)	12	12	0	0	1	74
6t)	K. Williams, LA-R (RB)	12	9	3	0	1	74
8)	T. Hill, Mia. (WR)	12	0	12	0	0	72
9t)	Lamb, Dal. (WR)	11	2	9	0	1	68
9t)	Montgomery, Det. (RB)	11	11	0	0	1	68
11t)	Henry, Ten. (RB)	11	11	0	0	0	66
11t)	Samuel, S.F. (WR)	11	5	6	0	0	66
13)	Etienne, Jac. (RB)	10	9	1	0	2	64
14t)	*Gibbs, Det. (RB)	10	9	1	0	0	60
14t)	Sutton, Den. (WR)	10	0	10	0	0	60
16)	*LaPorta, Det. (TE)	9	0	9	0	2	58
17)	Mixon, Cin. (RB)	9	8	1	0	1	56
18t)	*Achane, Mia. (RB)	9	7	2	0	0	54
18t)	*Addison, Min. (WR)	9	0	9	0	0	54
18t)	R. White, T.B. (RB)	9	6	3	0	0	54
21t)	S. Barkley, NY-G (RB)	8	4	4	0	1	50
21t)	Diggs, Buf. (WR)	8	0	8	0	1	50
21t)	*Reed, G.B. (WR)	8	2	6	0	1	50
21t)	Robinson, Was. (RB)	8	5	3	0	1	50
25t)	Doubs, G.B. (WR)	8	0	8	0	0	48
25t)	Hunt, Cle. (RB)	8	8	0	0	0	48
25t)	Metcalfe, Sea. (WR)	8	0	8	0	0	48
25t)	Meyers, L.V. (WR)	8	1	7	0	0	48
25t)	Moore, Chi. (WR)	8	1	7	0	0	48
25t)	Pacheco, K.C. (RB)	8	7	1	0	0	48
25t)	St. Brown, Det. (WR)	8	0	8	0	0	48
25t)	Walker, Sea. (RB)	8	7	1	0	0	48
33t)	N. Collins, Hou. (WR)	7	0	7	0	1	44
33t)	Davis, Buf. (WR)	7	0	7	0	1	44
33t)	J. Ford, Cle. (RB)	7	4	3	0	1	44
33t)	Moss, Ind. (RB)	7	5	2	0	1	44
33t)	Ridley, Jac. (WR)	7	0	7	0	1	44
38t)	K. Allen, LA-C (WR)	7	0	7	0	0	42
38t)	A. Brown, Phi. (WR)	7	0	7	0	0	42
38t)	Chase, Cin. (WR)	7	0	7	0	0	42
38t)	*Dell, Hou. (WR)	7	0	7	0	0	42
38t)	Bre. Hall, NY-J (RB)	7	4	3	0	0	42
38t)	Kamara, N.O. (RB)	6	5	1	0	3	42
38t)	*Rice, K.C. (WR)	7	0	7	0	0	42
38t)	*Robinson, Atl. (RB)	7	4	3	0	0	42
38t)	D. Smith, Phi. (WR)	7	0	7	0	0	42
47)	Dobbs, Ariz-Min. (QB)	6	6	0	0	2	40
48)	Cooks, Dal. (WR)	6	0	6	0	1	38
49t)	Aiyuk, S.F. (WR)	6	0	6	0	0	36
49t)	Andrews, Bal. (TE)	6	0	6	0	0	36
49t)	Conner, Ariz (RB)	6	5	1	0	0	36
49t)	Cook, Buf. (RB)	6	2	4	0	0	36
49t)	Ekeler, LA-C (RB)	6	5	1	0	0	36
49t)	Henry, N.E. (TE)	6	0	6	0	0	36
49t)	Hopkins, Ten. (WR)	6	0	6	0	0	36
49t)	Jacobs, L.V. (RB)	6	6	0	0	0	36
49t)	Kittle, S.F. (TE)	6	0	6	0	0	36
49t)	Kmet, Chi. (TE)	6	0	6	0	0	36
49t)	Njoku, Cle. (TE)	6	0	6	0	0	36
49t)	Swift, Phi. (RB)	6	5	1	0	0	36
49t)	Taylor, Ind. (RB)	6	5	1	0	0	36

**WEEK 16 / THROUGH MONDAY, DECEMBER 25, 2023****NFL / LEADING SCORERS, KICKERS**

Rank	Player, Team	PAT	FG	Pct	Long	Pts
1)	Aubrey, Dal.	42/45	33/33	1.000	60	141
2)	Tucker, Bal.	42/43	31/36	.861	50	135
3)	Elliott, Phi.	40/41	28/30	.933	61	124
4)	Hopkins, Cle.	24/26	33/36	.917	58	123
5)	J. Sanders, Mia.	55/56	22/26	.846	57	121
6)	Myers, Sea.	30/30	30/37	.811	55	120
7t)	Gay, Ind.	33/34	27/34	.794	57	114
7t)	Santos, Chi.	27/29	29/31	.935	55	114
9)	Koo, Atl.	23/24	30/33	.909	54	113
10)	*Moody, S.F.	55/55	19/22	.864	57	112
11)	Butker, K.C.	36/36	25/27	.926	60	111
12)	McLaughlin, T.B.	32/32	26/28	.929	57	110
13)	Bass, Buf.	43/44	22/27	.815	54	109
14)	Folk, Ten.	24/26	28/29	.966	53	108
15t)	Dicker, LA-C	35/35	24/25	.960	55	107
15t)	*Grupe, N.O.	32/32	25/32	.781	55	107
15t)	Lutz, Den.	26/28	27/30	.900	52	107
18)	McPherson, Cin.	34/34	24/29	.828	56	106
19t)	McManus, Jac.	31/31	24/31	.774	56	103
19t)	Zuerlein, NY-J	13/14	30/31	.968	55	103
21)	*Carlson, G.B.	29/33	24/29	.828	53	101
22)	Boswell, Pit.	22/23	25/27	.926	57	97
23)	Joseph, Min.	33/35	21/27	.778	54	96
24)	Carlson, L.V.	27/27	22/26	.846	54	93
25)	Pineiro, Car.	17/20	25/29	.862	56	92
26)	Prater, Ariz	17/18	24/27	.889	62	89
27)	Fairbairn, Hou.	17/17	22/23	.957	54	83
28)	Slye, Was.	30/33	17/22	.773	61	81
29)	Patterson, Det.	35/37	15/17	.882	52	80
30)	*Ryland, N.E.	21/22	15/23	.652	56	66
31)	Maher, LA-R	12/13	17/23	.739	54	63
32)	Havrisik, Cle.-LA-R	17/18	15/20	.750	52	62
33)	Gano, NY-G	8/ 8	11/17	.647	57	41
34)	Ammendola, Hou.	10/11	6/ 9	.667	45	28
35)	Bullock, NY-G	10/10	5/ 6	.833	56	25
36)	Badgley, Det.	9/10	1/ 1	1.000	37	12
37)	Crosby, LA-R-NY-G	2/ 2	1/ 1	1.000	52	5
38)	Seibert, NY-J-N.O.	1/ 1	1/ 1	1.000	34	4
39t)	Gillan, NY-G	0/ 0	1/ 1	1.000	40	3
39t)	Ogunbowale, Hou.	0/ 0	1/ 1	1.000	29	3

**WEEK 16 / THROUGH MONDAY, DECEMBER 25, 2023**

**NFL / TOUCHBACKS ON KICKOFFS**

Rank	Player, Team	TB
1)	Aubrey, Dal.	90
2)	Tucker, Bal.	74
3t)	*E. Evans, LA-R	69
3t)	J. Sanders, Mia.	69
5)	Elliott, Phi.	67
6)	Lutz, Den.	64
7)	Butker, K.C.	63
8t)	Dicker, LA-C	62
8t)	Gay, Ind.	62
10t)	*Grupe, N.O.	61
10t)	Pinion, Atl.	61
12t)	Santos, Chi.	60
12t)	Slye, Was.	60
14t)	Joseph, Min.	56
14t)	McPherson, Cin.	56
16t)	McManus, Jac.	55
16t)	Prater, Ariz	55
18t)	Camarda, T.B.	51
18t)	Zuerlein, NY-J	51
20)	Hopkins, Cle.	50
21t)	Fox, Det.	49
21t)	Myers, Sea.	49
23)	*Moody, S.F.	48
24)	Boswell, Pit.	47
25)	Bass, Buf.	45
26)	Carlson, L.V.	41
27)	*Ryland, N.E.	37
28t)	*Carlson, G.B.	36
28t)	Pineiro, Car.	36
30)	Folk, Ten.	32
31)	Fairbairn, Hou.	26
32)	Gano, NY-G	23
33)	Ammendola, Hou.	16
34)	Bullock, NY-G	13
35)	Bailey, Mia.	8
36)	Wishnowsky, S.F.	4
37t)	Ogunbowale, Hou.	3
37t)	Patterson, Det.	3
39t)	Havrisik, Cle.-LA-R	2
39t)	Morstead, NY-J	2
39t)	Seibert, NY-J-N.O.	2
42t)	Townsend, K.C.	1
42t)	*Zentner, Hou.-Ten.	1

WEEK 16 / THROUGH MONDAY, DECEMBER 25, 2023

NFL / MOST YARDS FROM SCRIMMAGE

Rank	Player, Team	Yards	Total			Rushing			Receiving		
			Att+Rec	Avg	Yards	Att	Avg	Yards	Rec	Avg	
1)	McCaffrey, S.F. (RB)	1932	321	6.0	1395	258	5.4	537	63	8.5	
2)	T. Hill, Mia. (WR)	1656	111	14.9	15	5	3.0	1641	106	15.5	
3)	Lamb, Dal. (WR)	1525	121	12.6	101	12	8.4	1424	109	13.1	
4)	Cook, Buf. (RB)	1471	248	5.9	1038	208	5.0	433	40	10.8	
5)	*Nacua, LA-R (WR)	1397	106	13.2	70	10	7.0	1327	96	13.8	
6)	A. Brown, Phi. (WR)	1394	101	13.8	0	0	---	1394	101	13.8	
7)	R. White, T.B. (RB)	1380	298	4.6	873	242	3.6	507	56	9.1	
8)	St. Brown, Det. (WR)	1294	109	11.9	13	3	4.3	1281	106	12.1	
9)	Etienne, Jac. (RB)	1279	286	4.5	849	235	3.6	430	51	8.4	
10)	Bre. Hall, NY-J (RB)	1269	238	5.3	732	173	4.2	537	65	8.3	
11)	Cooper, Cle. (WR)	1250	72	17.4	0	0	---	1250	72	17.4	
12t)	K. Allen, LA-C (WR)	1249	110	11.4	6	2	3.0	1243	108	11.5	
12t)	K. Williams, LA-R (RB)	1249	238	5.2	1057	208	5.1	192	30	6.4	
14)	*Robinson, Atl. (RB)	1246	236	5.3	873	188	4.6	373	48	7.8	
15)	Mixon, Cin. (RB)	1206	269	4.5	858	222	3.9	348	47	7.4	
16)	Aiyuk, S.F. (WR)	1203	65	18.5	0	0	---	1203	65	18.5	
17)	Swift, Phi. (RB)	1197	254	4.7	988	216	4.6	209	38	5.5	
18)	*Gibbs, Det. (RB)	1188	205	5.8	872	154	5.7	316	51	6.2	
19)	Mostert, Mia. (RB)	1187	234	5.1	1012	209	4.8	175	25	7.0	
20)	Henry, Ten. (RB)	1186	277	4.3	972	249	3.9	214	28	7.6	
21)	Pollard, Dal. (RB)	1181	271	4.4	886	219	4.0	295	52	5.7	
22)	Evans, T.B. (WR)	1163	73	15.9	0	0	---	1163	73	15.9	
23)	Moore, Chi. (WR)	1162	87	13.4	21	4	5.3	1141	83	13.7	
24)	Chase, Cin. (WR)	1150	96	12.0	-6	3	-2.0	1156	93	12.4	
25)	Kamara, N.O. (RB)	1111	243	4.6	649	170	3.8	462	73	6.3	
26)	Jacobs, L.V. (RB)	1101	270	4.1	805	233	3.5	296	37	8.0	
27)	S. Barkley, NY-G (RB)	1087	253	4.3	877	217	4.0	210	36	5.8	
28)	Diggs, Buf. (WR)	1070	96	11.1	0	0	---	1070	96	11.1	
29)	Pittman, Ind. (WR)	1062	99	10.7	0	0	---	1062	99	10.7	
30)	Olave, N.O. (WR)	1041	81	12.9	0	0	---	1041	81	12.9	
31)	D. Smith, Phi. (WR)	1036	78	13.3	0	0	---	1036	78	13.3	
32)	Montgomery, Det. (RB)	1027	211	4.9	910	195	4.7	117	16	7.3	
33)	Waddle, Mia. (WR)	1026	75	13.7	12	3	4.0	1014	72	14.1	
34)	Pickens, Pit. (WR)	1024	58	17.7	15	2	7.5	1009	56	18.0	
35)	N. Collins, Hou. (WR)	1022	64	16.0	0	0	---	1022	64	16.0	
36)	Pacheco, K.C. (RB)	1014	224	4.5	805	187	4.3	209	37	5.6	
37)	Samuel, S.F. (WR)	1013	86	11.8	179	33	5.4	834	53	15.7	
38)	Walker, Sea. (RB)	1008	217	4.6	774	192	4.0	234	25	9.4	
39)	Warren, Pit. (RB)	1006	179	5.6	676	127	5.3	330	52	6.3	
40)	Metcalf, Sea. (WR)	998	60	16.6	0	0	---	998	60	16.6	
41)	Kittle, S.F. (TE)	993	63	15.8	2	1	2.0	991	62	16.0	
42)	Robinson, Was. (RB)	990	189	5.2	664	160	4.2	326	29	11.2	
43)	J. Ford, Cle. (RB)	979	229	4.3	743	189	3.9	236	40	5.9	
44t)	Adams, L.V. (WR)	972	85	11.4	0	0	---	972	85	11.4	
44t)	Hubbard, Car. (RB)	972	237	4.1	774	204	3.8	198	33	6.0	
46)	Thielen, Car. (WR)	970	96	10.1	6	1	6.0	964	95	10.1	
47)	Kelce, K.C. (TE)	968	90	10.8	0	0	---	968	90	10.8	
48)	Ekeler, LA-C (RB)	965	199	4.8	571	156	3.7	394	43	9.2	
49)	Hockenson, Min. (TE)	960	95	10.1	0	0	---	960	95	10.1	
50)	G. Wilson, NY-J (WR)	959	91	10.5	1	3	0.3	958	88	10.9	

**WEEK 16 / THROUGH MONDAY, DECEMBER 25, 2023****NFL / LEADERS IN FIRST DOWNS**

Rank	Player, Team	Rush	Rec	Tot
1)	McCaffrey, S.F. (RB)	78	28	106
2)	T. Hill, Mia. (WR)	2	75	77
3)	Lamb, Dal. (WR)	6	66	72
4)	Etienne, Jac. (RB)	46	21	67
5t)	A. Brown, Phi. (WR)	0	66	66
5t)	Cook, Buf. (RB)	50	16	66
5t)	*Nacua, LA-R (WR)	4	62	66
5t)	St. Brown, Det. (WR)	1	65	66
9t)	Hurts, Phi. (QB)	65	0	65
9t)	Mostert, Mia. (RB)	59	6	65
9t)	*Robinson, Atl. (RB)	44	21	65
9t)	K. Williams, LA-R (RB)	56	9	65
13)	R. White, T.B. (RB)	42	22	64
14t)	Henry, Ten. (RB)	55	7	62
14t)	Kamara, N.O. (RB)	39	23	62
14t)	Mixon, Cin. (RB)	51	11	62
17t)	Chase, Cin. (WR)	0	60	60
17t)	Montgomery, Det. (RB)	53	7	60
17t)	Pacheco, K.C. (RB)	50	10	60
20t)	Hubbard, Car. (RB)	51	8	59
20t)	Pollard, Dal. (RB)	48	11	59
22t)	K. Allen, LA-C (WR)	1	56	57
22t)	*Gibbs, Det. (RB)	37	20	57
24)	S. Barkley, NY-G (RB)	41	15	56
25)	Swift, Phi. (RB)	47	8	55
26t)	Aiyuk, S.F. (WR)	0	54	54
26t)	Diggs, Buf. (WR)	0	54	54
26t)	Bre. Hall, NY-J (RB)	28	26	54
26t)	Moore, Chi. (WR)	1	53	54
26t)	Thielen, Car. (WR)	0	54	54
31)	Robinson, Was. (RB)	41	12	53
32)	Olave, N.O. (WR)	0	52	52
33t)	Evans, T.B. (WR)	0	51	51
33t)	Moss, Ind. (RB)	41	10	51
35t)	Cooper, Cle. (WR)	0	50	50
35t)	Godwin, T.B. (WR)	2	48	50
37t)	Edwards, Bal. (RB)	44	5	49
37t)	Ekeler, LA-C (RB)	29	20	49
37t)	Jacobs, L.V. (RB)	34	15	49
37t)	Kelce, K.C. (TE)	0	49	49
37t)	Pittman, Ind. (WR)	0	49	49
42t)	Hockenson, Min. (TE)	0	48	48
42t)	Waddle, Mia. (WR)	1	47	48
42t)	Warren, Pit. (RB)	31	17	48
45t)	Adams, L.V. (WR)	0	47	47
45t)	Conner, Ariz (RB)	39	8	47
45t)	Jackson, Bal. (QB)	47	0	47
45t)	Metcalfe, Sea. (WR)	0	47	47
49t)	D. Smith, Phi. (WR)	0	46	46
49t)	Walker, Sea. (RB)	38	8	46



**WEEK 16 / THROUGH MONDAY, DECEMBER 25, 2023**

**NFL / LEADING PUNTERS**

Rank	Player, Team	No	Yards	Lg	Avg	TB	Blk	Dwn	OB	Opp Ret	In Yds	Net 20	Avg
1)	Stonehouse, Ten.	53	2812	74	53.1	10	1	6	8	22	243	28	43.9
2)	Anger, Dal.	40	2081	63	52.0	2	0	3	2	21	212	16	45.7
3)	A. Cole, L.V.	66	3362	83	50.9	6	0	2	12	28	250	29	45.3
4)	Gillikin, Ariz	48	2428	77	50.6	2	0	7	2	28	303	9	43.4
5)	Camarda, T.B.	66	3317	74	50.3	7	0	7	9	33	377	25	42.4
6)	Dickson, Sea.	58	2886	73	49.8	6	0	8	3	30	204	23	44.2
7)	Bojorquez, Cle.	80	3959	73	49.5	9	0	5	12	40	393	27	42.3
8)	Morstead, NY-J	87	4296	62	49.4	7	0	6	5	45	505	30	42.0
9)	Mann, Phi.	38	1872	63	49.3	1	0	8	2	22	179	14	44.0
10)	*E. Evans, LA-R	56	2718	72	48.5	6	1	5	7	26	370	17	39.1
11)	Wishnowsky, S.F.	47	2260	67	48.1	2	0	11	3	19	192	23	43.1
12)	Wright, Min.	51	2444	63	47.9	6	0	2	6	22	171	14	42.2
13)	Sanchez, Ind.	61	2916	69	47.8	0	1	10	7	34	315	21	42.0
14t)	Cooke, Jac.	57	2710	65	47.5	4	0	4	8	20	134	28	43.8
14t)	Stout, Bal.	57	2710	67	47.5	4	1	3	7	27	341	27	39.5
16)	Johnston, Hou.	57	2692	74	47.2	3	0	8	2	21	136	25	43.8
17)	Hekker, Car.	70	3295	69	47.1	4	0	12	3	29	193	23	43.2
18)	*Baringer, N.E.	85	4000	79	47.1	7	0	7	14	36	373	35	41.0
19)	Townsend, K.C.	52	2445	68	47.0	3	0	10	4	19	206	17	41.9
20)	Pinion, Atl.	67	3141	62	46.9	2	0	5	11	27	316	26	41.6
21)	Scott, LA-C	66	3073	83	46.6	4	0	7	4	24	183	26	42.6
22)	Gillan, NY-G	85	3922	74	46.1	4	0	8	6	38	262	31	42.1
23)	Whelan, G.B.	55	2535	68	46.1	5	0	5	2	21	266	18	39.4
24)	Gill, Chi.	60	2756	76	45.9	6	0	10	5	28	354	16	38.0
25)	Way, Was.	69	3155	66	45.7	2	1	10	1	31	250	29	40.9
26)	Martin, Buf.	44	2004	70	45.5	3	0	4	5	18	235	17	38.8
27)	Fox, Det.	48	2183	62	45.5	2	0	6	3	20	155	22	41.4
28)	Dixon, Den.	69	3138	68	45.5	4	0	6	4	29	179	23	41.7
29)	Bailey, Mia.	45	2027	66	45.0	2	0	7	5	15	105	18	41.8
30)	*Robbins, Cin.	66	2905	62	44.0	5	0	6	7	26	160	18	40.1
31)	Harvin, Pit.	71	3123	63	44.0	5	0	10	9	25	242	27	39.2
32)	*Hedley, N.O.	65	2773	62	42.7	4	0	8	6	25	130	27	39.4

**NFL / LEADING PUNTERS, NET AVERAGE**

Rank	Player, Team	No	Yards	Lg	Avg	TB	Blk	Dwn	OB	Opp Ret	In Yds	Net 20	Avg
1)	Anger, Dal.	40	2081	63	52.0	2	0	3	2	21	212	16	45.7
2)	A. Cole, L.V.	66	3362	83	50.9	6	0	2	12	28	250	29	45.3
3)	Dickson, Sea.	58	2886	73	49.8	6	0	8	3	30	204	23	44.2
4)	Mann, Phi.	38	1872	63	49.3	1	0	8	2	22	179	14	44.0
5)	Stonehouse, Ten.	53	2812	74	53.1	10	1	6	8	22	243	28	43.9
6t)	Cooke, Jac.	57	2710	65	47.5	4	0	4	8	20	134	28	43.8
6t)	Johnston, Hou.	57	2692	74	47.2	3	0	8	2	21	136	25	43.8
8)	Gillikin, Ariz	48	2428	77	50.6	2	0	7	2	28	303	9	43.4
9)	Hekker, Car.	70	3295	69	47.1	4	0	12	3	29	193	23	43.2
10)	Wishnowsky, S.F.	47	2260	67	48.1	2	0	11	3	19	192	23	43.1
11)	Scott, LA-C	66	3073	83	46.6	4	0	7	4	24	183	26	42.6
12)	Camarda, T.B.	66	3317	74	50.3	7	0	7	9	33	377	25	42.4
13)	Bojorquez, Cle.	80	3959	73	49.5	9	0	5	12	40	393	27	42.3
14)	Wright, Min.	51	2444	63	47.9	6	0	2	6	22	171	14	42.2
15)	Gillan, NY-G	85	3922	74	46.1	4	0	8	6	38	262	31	42.1
16)	Morstead, NY-J	87	4296	62	49.4	7	0	6	5	45	505	30	42.0
17)	Sanchez, Ind.	61	2916	69	47.8	0	1	10	7	34	315	21	42.0
18)	Townsend, K.C.	52	2445	68	47.0	3	0	10	4	19	206	17	41.9
19)	Bailey, Mia.	45	2027	66	45.0	2	0	7	5	15	105	18	41.8
20)	Dixon, Den.	69	3138	68	45.5	4	0	6	4	29	179	23	41.7
21)	Pinion, Atl.	67	3141	62	46.9	2	0	5	11	27	316	26	41.6
22)	Fox, Det.	48	2183	62	45.5	2	0	6	3	20	155	22	41.4
23)	*Baringer, N.E.	85	4000	79	47.1	7	0	7	14	36	373	35	41.0
24)	Way, Was.	69	3155	66	45.7	2	1	10	1	31	250	29	40.9
25)	*Robbins, Cin.	66	2905	62	44.0	5	0	6	7	26	160	18	40.1
26)	Stout, Bal.	57	2710	67	47.5	4	1	3	7	27	341	27	39.5
27)	Whelan, G.B.	55	2535	68	46.1	5	0	5	2	21	266	18	39.4
28)	*Hedley, N.O.	65	2773	62	42.7	4	0	8	6	25	130	27	39.4
29)	Harvin, Pit.	71	3123	63	44.0	5	0	10	9	25	242	27	39.2
30)	*E. Evans, LA-R	56	2718	72	48.5	6	1	5	7	26	370	17	39.1
31)	Martin, Buf.	44	2004	70	45.5	3	0	4	5	18	235	17	38.8
32)	Gill, Chi.	60	2756	76	45.9	6	0	10	5	28	354	16	38.0

**WEEK 16 / THROUGH MONDAY, DECEMBER 25, 2023**

**NFL / PUNT RETURN LEADERS**

Rank	Player, Team	Ret	FC	Yards	Avg	Long	TD
1)	*D. Davis, LA-C	23	24	373	16.2	87t	1
2)	Covey, Phi.	28	15	409	14.6	54	0
3)	Shaheed, N.O.	21	22	294	14.0	76t	1
4)	Duvernay, Bal.	23	20	290	12.6	70	0
5)	*C. Jones, Cin.	19	9	220	11.6	81t	1
6)	Dallas, Sea.	24	15	250	10.4	32	0
7)	Carter, L.V.	22	16	225	10.2	32	0
8)	Berrios, Mia.	23	23	235	10.2	19	0
9)	*Gipson, NY-J	25	29	241	9.6	65t	1
10)	Raymond, Det.	22	22	207	9.4	24	0
11)	Dortch, Ariz	24	7	224	9.3	49	0
12)	Thompkins, T.B.	23	14	213	9.3	51	0
13)	Proche, Cle.	21	20	191	9.1	21	0
14)	Harty, Buf.	23	21	209	9.1	24	0
15)	McKenzie, Ind.	23	16	204	8.9	32	0
16)	McCloud, S.F.	22	9	186	8.5	19	0
17)	Smith-Marsette, Car.	32	20	262	8.2	79t	1
18)	Crowder, Was.	34	13	276	8.1	61	0
19)	T. Taylor, Chi.	21	20	169	8.0	31	0
20)	Powell, Min.	34	14	272	8.0	25	0
21)	*Garror, Ten.	21	5	159	7.6	15	0
22)	Trammell, LA-R	23	15	157	6.8	29	0
23)	Austin, Pit.	23	11	151	6.6	21	0

**NFL / KICKOFF RETURN LEADERS**

Rank	Player, Team	Ret	Yards	Avg	Long	TD
1)	Nixon, G.B.	28	738	26.4	51	0

**WEEK 16 / THROUGH MONDAY, DECEMBER 25, 2023****NFL / LEADERS IN INTERCEPTIONS**

Rank	Player, Team	Int	Yards	Avg	Long	TD
1)	Bland, Dal.	8	209	26.1	63t	5
2t)	Stone, Bal.	6	97	16.2	36	0
2t)	Bates, Atl.	6	95	15.8	92t	1
4)	Stingley, Hou.	5	17	3.4	14	0
5t)	Ward, S.F.	4	88	22.0	66t	1
5t)	Dari. Williams, Jac.	4	72	18.0	61t	1
5t)	J. Johnson, Chi.	4	65	16.3	39t	1
5t)	Taylor-Britt, Cin.	4	65	16.3	30	1
5t)	Warner, S.F.	4	63	15.8	32	0
5t)	Edmunds, Chi.	4	61	15.3	45t	1
5t)	Thompson, Ariz	4	49	12.3	35	0
5t)	Blackmon, Ind.	4	39	9.8	25	0
5t)	K. Joseph, Det.	4	37	9.3	22	0
5t)	St. Nelson, Hou.	4	33	8.3	33	0
5t)	Adebo, N.O.	4	32	8.0	27	0
5t)	Emerson, Cle.	4	25	6.3	14	0
5t)	Hamilton, Bal.	4	25	6.3	18t	1
5t)	Love, Sea.	4	7	1.8	7	0
5t)	Whitehead, NY-J	4	6	1.5	6	0
20t)	Moore, Ind.	3	115	38.3	66t	2
20t)	*Branch, Det.	3	63	21.0	50t	1
20t)	Murphy, Min.	3	59	19.7	37	0
20t)	Spillane, L.V.	3	53	17.7	25	0
20t)	Ramsey, Mia.	3	52	17.3	49	0
20t)	Hufanga, S.F.	3	48	16.0	28	0
20t)	Mathieu, N.O.	3	48	16.0	27t	1
20t)	Jacobs, Det.	3	45	15.0	20	0
20t)	Cisco, Jac.	3	39	13.0	21	0
20t)	Simmons, Den.	3	39	13.0	33	0
20t)	Winfield, T.B.	3	28	9.3	28	0
20t)	Witherspoon, LA-R	3	17	5.7	17	0
20t)	L. Wilson, Cin.	3	16	5.3	16	0
20t)	Douglas, G.B.-Buf.	3	6	2.0	8	0
20t)	Bernard, Buf.	3	2	0.7	2	0

**WEEK 16 / THROUGH MONDAY, DECEMBER 25, 2023****NFL / LEADERS IN SACKS**

Rank	Player, Team	Sacks
1)	T. Watt, Pit. (LB)	17.0
2)	Hendrickson, Cin. (DE)	16.0
3)	Hunter, Min. (LB)	15.5
4)	Mack, LA-C (LB)	15.0
5t)	Allen, Jac. (LB)	13.5
5t)	Crosby, L.V. (DE)	13.5
7t)	Garrett, Cle. (DE)	13.0
7t)	Parsons, Dal. (LB)	13.0
9t)	Greenard, Hou. (DE)	12.5
9t)	Sweat, Was.-Chi. (DE)	12.5
11)	Madubuike, Bal. (DT)	12.0
12t)	Autry, Ten. (DT)	11.5
12t)	Thibodeaux, NY-G (LB)	11.5
14t)	Chubb, Mia. (LB)	11.0
14t)	Reddick, Phi. (LB)	11.0
16t)	Bosa, S.F. (DE)	10.5
16t)	Floyd, Buf. (DE)	10.5
18t)	Ebukam, Ind. (DE)	9.5
18t)	Landry, Ten. (LB)	9.5
20t)	Gary, G.B. (LB)	9.0
20t)	Karlaftis, K.C. (DE)	9.0
20t)	Mafe, Sea. (LB)	9.0
23t)	Barmore, N.E. (DT)	8.5
23t)	Clowney, Bal. (LB)	8.5
23t)	Granderson, N.O. (DE)	8.5
23t)	Ch. Jones, K.C. (DE)	8.5
23t)	Oliver, Buf. (DT)	8.5
23t)	Paye, Ind. (DE)	8.5
23t)	Sieler, Mia. (DE)	8.5
30t)	Huff, NY-J (DE)	8.0
30t)	Odeyingbo, Ind. (DE)	8.0
30t)	Wilkins, Mia. (DT)	8.0
30t)	Wonnum, Min. (LB)	8.0
34t)	Cooper, Den. (LB)	7.5
34t)	Young, Was.-S.F. (DE)	7.5
36t)	Bonitto, Den. (LB)	7.0
36t)	Hargrave, S.F. (NT)	7.0
36t)	Highsmith, Pit. (LB)	7.0
36t)	Koonce, L.V. (DE)	7.0
36t)	Ja. Reed, Sea. (DE)	7.0
36t)	Smith, G.B. (LB)	7.0
36t)	Van Noy, Bal. (LB)	7.0
36t)	Walker, Jac. (LB)	7.0
44t)	Bosa, LA-C (LB)	6.5
44t)	Clark, G.B. (NT)	6.5
44t)	Danna, K.C. (DE)	6.5
44t)	D. Davis, N.O. (LB)	6.5
44t)	*Diaby, T.B. (LB)	6.5
44t)	Epenesa, Buf. (DE)	6.5
44t)	Hutchinson, Det. (DE)	6.5
44t)	J. Johnson, NY-J (LB)	6.5
44t)	Phillips, Mia. (LB)	6.5
44t)	Sweat, Phi. (DE)	6.5
44t)	*Turner, LA-R (DT)	6.5

**WEEK 16 / THROUGH MONDAY, DECEMBER 25, 2023****NFL / FUMBLE RECOVERIES**

Rank	Player, Team	TotRec	OffRec	DefRec
1)	Tagovailoa, Mia.	9	9	0
2)	Dobbs, Ariz-Min.	7	7	0
3t)	Hurts, Phi.	4	4	0
3t)	Jackson, Bal.	4	4	0
3t)	Mahomes, K.C.	4	4	0
3t)	Purdy, S.F.	4	4	0
3t)	Winfield, T.B.	4	0	4
3t)	*Young, Car.	4	4	0
9t)	Bernard, Buf.	3	0	3
9t)	Blackson, Jac.	3	0	3
9t)	Davis, NY-J	3	0	3
9t)	Douglas, G.B.-Buf.	3	0	3
9t)	Gay, K.C.	3	0	3
9t)	Bre. Hall, NY-J	3	3	0
9t)	Herbert, LA-C	3	3	0
9t)	Lawrence, Jac.	3	3	0
9t)	Love, G.B.	3	3	0
9t)	Mayfield, T.B.	3	3	0
9t)	McCloud, NY-G	3	3	0
9t)	McFadden, NY-G	3	0	3
9t)	Oluokun, Jac.	3	1	2
9t)	Ridder, Atl.	3	3	0
9t)	T. Watt, Pit.	3	0	3
9t)	R. White, T.B.	3	3	0

**NFL / OFFENSIVE FUMBLE RECOVERIES**

Rank	Player, Team	Ret	Yards	Avg	Long	TD
1)	Tagovailoa, Mia.	9	0	0.0	0	0
2)	Dobbs, Ariz-Min.	7	2	0.3	5	0
3t)	Hurts, Phi.	4	0	0.0	0	0
3t)	Jackson, Bal.	4	0	0.0	0	0
3t)	Mahomes, K.C.	4	0	0.0	0	0
3t)	Purdy, S.F.	4	0	0.0	0	0
3t)	*Young, Car.	4	0	0.0	0	0
8t)	R. White, T.B.	3	3	1.0	3	0
8t)	McCloud, NY-G	3	1	0.3	1	0
8t)	Bre. Hall, NY-J	3	0	0.0	0	0
8t)	Herbert, LA-C	3	0	0.0	0	0
8t)	Lawrence, Jac.	3	0	0.0	0	0
8t)	Love, G.B.	3	0	0.0	0	0
8t)	Mayfield, T.B.	3	0	0.0	0	0
8t)	Ridder, Atl.	3	0	0.0	0	0

**WEEK 16 / THROUGH MONDAY, DECEMBER 25, 2023****NFL / DEFENSIVE FUMBLE RECOVERIES**

Rank	Player, Team	Ret	Yards	Avg	Long	TD
1)	Winfield, T.B.	4	0	0.0	0	0
2t)	T. Watt, Pit.	3	34	11.3	18	1
2t)	Douglas, G.B.-Buf.	3	2	0.7	2	0
2t)	Gay, K.C.	3	1	0.3	1	0
2t)	Blackson, Jac.	3	0	0.0	0	0
2t)	Davis, NY-J	3	0	0.0	0	0
2t)	McFadden, NY-G	3	0	0.0	0	0
2t)	Bernard, Buf.	3	-1	-0.3	0	0
9t)	Cook, K.C.	2	59	29.5	59t	1
9t)	Gilman, LA-C	2	52	26.0	48	0
9t)	Hicks, Min.	2	42	21.0	42t	1
9t)	Cooper, Den.	2	35	17.5	35t	1
9t)	Carter, Atl.	2	19	9.5	19	0
9t)	Lloyd, Jac.	2	13	6.5	13	0
9t)	Jewell, Den.	2	10	5.0	10	0
9t)	McMillian, Den.	2	5	2.5	5	0
9t)	D. Jones, Den.	2	3	1.5	3	0
9t)	Mafe, Sea.	2	3	1.5	3	0
9t)	Sieler, Mia.	2	3	1.5	3	0
9t)	Werner, N.O.	2	3	1.5	2	0
9t)	Blackmon, Ind.	2	2	1.0	2	0
9t)	Kazee, Pit.	2	1	0.5	1	0
9t)	Woolen, Sea.	2	1	0.5	1	0
9t)	Adebo, N.O.	2	0	0.0	0	0
9t)	Chubb, Mia.	2	0	0.0	0	0
9t)	*Diaby, T.B.	2	0	0.0	0	0
9t)	Edwards, Chi.	2	0	0.0	0	0
9t)	Fuller, Was.	2	0	0.0	0	0
9t)	Gary, G.B.	2	0	0.0	0	0
9t)	Hall, T.B.	2	0	0.0	0	0
9t)	Hutchinson, Det.	2	0	0.0	0	0
9t)	James, LA-C	2	0	0.0	0	0
9t)	McKinney, NY-G	2	0	0.0	0	0
9t)	Morrow, Phi.	2	0	0.0	0	0
9t)	Odeyingbo, Ind.	2	0	0.0	0	0
9t)	Ogbongbemiga, LA-C	2	0	0.0	0	0
9t)	Oluokun, Jac.	2	0	0.0	0	0
9t)	Paye, Ind.	2	0	0.0	0	0
9t)	Payne, Was.	2	0	0.0	0	0
9t)	Pierce, Bal.	2	0	0.0	0	0
9t)	Singleton, Den.	2	0	0.0	0	0
9t)	A. Walker, Cle.	2	0	0.0	0	0
9t)	N. Williams, LA-C	2	0	0.0	0	0
9t)	Wilson, Dal.	2	0	0.0	0	0
9t)	Witherspoon, LA-R	2	0	0.0	0	0

WEEK 16 / THROUGH MONDAY, DECEMBER 25, 2023

Team/Offense Rank (Within League)

	BAL	BUF	CIN	CLE	DEN	HOU	IND	JAX	KC	LV	LAC	MIA	NE	NYJ	PIT	TEN		ARI	ATL	CAR	CHI	DAL	DET	GB	LAR	MIN	NO	NYG	PHI	SF	SEA	TB	WAS
	5	4	21	13	25	11	15	12	9	29	18	1	28	32	26	27	<b>TYds/G</b>	24	16	30	20	6	3	17	7	10	14	31	8	2	22	23	19
	4	5	14	29	22	12	18	15	9	27	16	2	28	30	25	26	<b>TYds/P</b>	24	17	32	23	7	3	11	6	8	19	31	10	1	13	20	21
	1	7	32	11	14	23	13	26	20	31	24	5	25	28	16	17	<b>RYds/G</b>	9	8	19	2	12	3	18	10	27	21t	15	6	4	29	30	21t
	2	8	25	26	12	28	18	31	14	29	27	1	24	13	17	20	<b>RshAvg</b>	3	16	22	6	15	5	10	9	23	30	19	11	4	21	32	7
	21	9	11	20	25	7	19	8	4	23	13	1	24	31	27	26	<b>PsYd/G</b>	29	22	30	28	6	5	18	10	3	12	32	14	2	15	17	16
	5	3	18	27	21	10	20	14	12	24	19	2	28	32	23	22	<b>PasAvg</b>	29	17	31	25	6	4	15	7	8	16	30	9	1	13	11	26
	4	28	20	31	7	3	9	14	25	32	1	15	29	23	11	18	<b>%HdInt</b>	16	21	6	30	2	8	13	10	26	12	17	22	24	19	5	27
	24	1	20	17	27	25	19	10	2	18	15	5	21	30	12	31	<b>Sac/PP</b>	23	22	29	26	11	4	6	3	14	7	32	8	9	16	13	28
	8	3	17t	15	26t	14	17t	11	7	29	22	6	30	31	28	26t	<b>1D/Gm</b>	24	12t	23	17t	2	4t	20	9	10	16	32	1	4t	21	25	12t
	10	1	19	29	20	18	24	23	5	27	15	9	30	32	25	28	<b>3D Eff</b>	17	13	21	11	3	7	6	12	14	16	31	2	4	26	8	22
	15t	6t	21t	10	3t	30	15t	19	24t	9	24t	28	29	6t	27	8	<b>4D Eff</b>	32	21t	23	20	11t	18	14	3t	3t	24t	15t	1	11t	31	2	13
	3	18	6	19	1	17	13	8	16	7	2	10	31	11	29	25	<b>PR Avg</b>	15	27	20	22	32	12	26	28	23	5	30	4	24	9	14	21
	28	25	14	9	6	2	8	11	19	12	27	7	16	15	13	24	<b>KR Avg</b>	23	31	1	17	21	18	4	32	10	22	30	29	20	3	26	5
	19	25	31	7	27	21	16	12	17	2	20	29	15	8	30	4	<b>GPntAv</b>	6	18	14	24	1	26	23	11	13	32	22	9	10	5	3	28
	26	31	25	13	19	9	16	4	17	2	11	18	23	15	29	8	<b>NPntAv</b>	10	20	5	32	1	21	27	30	22	28	14	7	6	3	12	24
	4	6	20	10	16	15	9	13t	11t	25	18	1	32	30	28	27	<b>Pts/Gm</b>	26	24	29	21t	2	5	11t	8	21t	13t	31	7	3	19	17	23
	18	23	21t	10	12	15	25	28	8t	19t	4	19t	32	2	8t	3	<b>FG%</b>	13t	11	17	5	1	13t	21t	30	27	26	31	6	16	24	7	29

Opponent/Defense Rank (Within League)

	BAL	BUF	CIN	CLE	DEN	HOU	IND	JAX	KC	LV	LAC	MIA	NE	NYJ	PIT	TEN		ARI	ATL	CAR	CHI	DAL	DET	GB	LAR	MIN	NO	NYG	PHI	SF	SEA	TB	WAS
	6	10	31	1	30	19	22	25	2	16	29	4	8	3	21	17	<b>TYds/G</b>	27	9	5	12	7	15	23	18	13	14	28	20	11	26	24	32
	2	12	32	1	31	18	17	25	6	13	28	5	4	3	23	15	<b>TYds/P</b>	29	7	9	16	10	22	24	19	8	14	27	21	11	20	26	30
	12	16	26	10	31	6	28	11	18	22	17	5	2	24	20	14	<b>RYds/G</b>	32	15	21	1	19	4	30	13	9	25	29	8	3	27	7	23
	22	27	29	12	32	2	17	10	28	21	15	6	1	11	20	7	<b>RshAvg</b>	30	9	13	3	18	4	26	14	5	24	31	16	19	25	8	23
	6	9	28	1	24	26	14	29	3	11	30	10	15	2	21	18	<b>PsYd/G</b>	12	8	4	25	5	23	13	22	17	7	20	27	16	19	32	31
	1	6	32	2	25	30	18	26	3	11	29	7	14	4	20	21	<b>PasAvg</b>	28	9	13	19	10	24	22	17	12	8	23	16	5	15	27	31
	10	13	7	1	20	12	5	16	25	17	28	15	24	6	4	32	<b>%HdInt</b>	19	27	23	3	8	14	30	26	22	9	11	31	2	21	18	29
	6	3	16	4	20	19	5	29	2	14	11	1	26	9	12	8	<b>Sac/PP</b>	22	21	30	31	7	25	18	28	17	27	32	24	13	10	15	23
	4	11t	30	1	25t	21	22	15t	2	19	29	5t	8t	7	11t	18	<b>1D/Gm</b>	32	5t	11t	3	10	20	28	17	11t	8t	27	25t	15t	31	24	23
	5	16	28	1	2	19	9	10	6	25	15	7	8	17	22	14	<b>3D Eff</b>	32	3	12	29	20	13	27	18	24	4	11	30	21	31	26	23
	3	18	1t	1t	14	25t	29	19	10t	17	24	12	22	25t	4	30t	<b>4D Eff</b>	6t	9	30t	10t	13	23	16	21	32	5	27	20	15	6t	8	28
	28	31	3	18	4	2	16	6	23	15	10	9	22	25	17	24	<b>PR Avg</b>	19	27	5	29	20	11	30	32	14	1	8	13	21	7	26	12
	16	6	2	9	10	15	26	25	28	14	5	31	8	1	27	18	<b>KR Avg</b>	12	17	21	24	22	7	13	29	20	4	23	32	19	11	3	30
	16	29	8	19	30	12	6	11	4	14	28	32	15	1	3	10	<b>GPntAv</b>	25	26	17	13	9	27	5	7	22	2	24	18	31	21	20	23
	6	27	3	21	4	16	7	17	10	18	15	31	23	8	5	11	<b>NPntAv</b>	12	32	19	22	29	28	20	14	9	2	30	1	26	24	25	13
	1	4	21t	12	29	17t	28	20	2	8	26	13	16	14	7	15	<b>Pts/Gm</b>	31	6	30	21t	5	24	17t	19	10	9	27	25	3	23	11	32
	27	30	24	1	19	13	21	5	6	9	25t	17t	7t	20	15	32	<b>FG%</b>	10	31	29	3	12	14	4	11	23	16	2	25t	22	17t	7t	28



**LAST WEEK'S**  
**GAME BOOK**



# National Football League Game Summary

NFL Copyright © 2023 by The National Football League. All rights reserved. This summary and play-by-play is for the express purpose of assisting media in their coverage of the game; any other use of this material is prohibited without the written permission of the National Football League.

Date: Saturday, 12/23/2023

## Buffalo Bills at Los Angeles Chargers

Start Time: 5:04 PM PST

at SoFi Stadium, Inglewood, CA

### Game Day Weather

Game Weather: Cloudy  
Open Stadium on Matrix Turf

Temp: 62° F (16.7° C) Humidity: 82%, Wind: SW 8 mph  
Outdoor Weather: Cloudy

### Officials

Referee: Hill, Adrian (29) Umpire: Ellison, Roy (81) Down Judge: Oliver, David (24)  
Line Judge: Stewart, Mark (75) Field Judge: Robinson, Mearl (31) Side Judge: Quirk, Jim (5)  
Back Judge: Steed, Greg (12) Replay Official: Ames, Roddy (0)

### Lineups

Buffalo Bills			Los Angeles Chargers				
Offense		Defense	Offense		Defense		
WR 13	G.Davis	DE 56	L.Floyd	TE 7	G.Everett	OLB 52	K.Mack
TE 88	D.Knox	DT 91	E.Oliver	WR 5	J.Palmer	DL 56	M.Fox
LT 73	D.Dawkins	DT 99	T.Settle	LT 70	R.Slater	DL 98	A.Johnson
LG 66	C.McGovern	DE 50	G.Rousseau	LG 77	Z.Johnson	DL 95	N.Williams
C 60	M.Morse	WLB 25	T.Dodson	C 64	B.Jaimes	EDGE 45	T.Tuipulotu
RG 64	O.Torrence	MLB 43	T.Bernard	RG 68	J.Salyer	LB 9	K.Murray
RT 79	S.Brown	CB 31	R.Douglas	RT 79	T.Pipkins	CB 43	M.Davis
WR 14	S.Diggs	NCB 7	Ta.Johnson	WR 12	D.Davis	CB 26	A.Samuel
WR 10	K.Shakir	CB 47	C.Benford	WR 1	Q.Johnston	S 3	D.James
QB 17	J.Allen	S 20	T.Rapp	QB 2	E.Stick	S 32	A.Gilman
RB 4	J.Cook	S 21	J.Poyer	RB 30	A.Ekeler	S 37	J.Hawkins

### Substitutions

K 2 T.Bass, S 3 D.Hamlin, RB 5 L.Fournette, P 8 S.Martin, WR 11 D.Harty, WR 16 T.Sherfield, RB 28 L.Murray, CB 30 D.Jackson, CB 33 S.Neal, CB 39 C.Lewis, LB 40 V.Miller, FB 41 R.Gilliam, LB 42 D.Williams, LB 44 T.Matakevich, LB 54 B.Spector, DE 59 K.Jonathan, LS 69 R.Ferguson, G/C 71 R.Bates, G 76 D.Edwards, TE 85 Q.Morris, TE 86 D.Kincaid, DE 90 S.Lawson, DT 93 L.Joseph, DT 98 P.Ford

### Substitutions

LB 0 D.Henley, LB 6 E.Kendricks, K 11 C.Dicker, WR 15 J.Guyton, P 16 J.Scott, S 20 D.Marlowe, S 24 A.Finley, RB 25 J.Kelley, CB 27 E.Bassey, RB 28 I.Spiller, LB 31 N.Niemann, DB 36 J.Taylor, LS 47 J.Harris, LB 53 B.Lynch, LB 57 A.Ogbongbemiga, OLB 58 J.Hollins, OL 71 J.McFadden, T 73 F.Sarell, WR 82 A.Erickson, TE 83 N.Vannett, TE 84 S.Smarrt, OLB 92 A.Farmer, DL 93 O.Ogbonnia, DL 99 S.Matlock

### Did Not Play

QB 9 K.Allen, T 74 R.Van Demark

### Did Not Play

QB 4 W.Grier, C 66 C.Tom

### Not Active

S 23 M.Hyde, RB 26 T.Johnson, DE 57 A.Epenesa, G 68 G.Ifedi, T 70 A.Anderson

### Not Active

3QB 8 M.Duggan, WR 13 K.Allen, S 22 J.Woods, DB 33 D.Leonard, TE 89 D.Parham

### Field Goals (made ( ) & missed)

T.Bass (29) C.Dicker (20) (40) (47) (45) (53)

		1	2	3	4	OT	Total
VISITOR:	Buffalo Bills	0	14	7	3	0	24
HOME:	Los Angeles Chargers	3	7	3	9	0	22

### Scoring Plays

Team	Qtr	Time	Play Description (Extra Point) (Drive Info)	Visitor	Home
Chargers	1	6:32	C.Dicker 20 yd. Field Goal (14-90, 6:40)	0	3
Chargers	2	13:49	E.Stick 1 yd. run (C.Dicker kick) (4-27, 1:15)	0	10
Bills	2	9:02	G.Davis 57 yd. pass from J.Allen (T.Bass kick) (1-57, 0:10)	7	10
Bills	2	0:38	J.Allen 2 yd. run (T.Bass kick) (8-63, 3:51)	14	10
Chargers	3	7:22	C.Dicker 40 yd. Field Goal (8-36, 4:46)	14	13
Bills	3	1:28	J.Allen 1 yd. run (T.Bass kick) (10-75, 5:54)	21	13
Chargers	4	12:36	C.Dicker 47 yd. Field Goal (11-46, 3:52)	21	16
Chargers	4	7:19	C.Dicker 45 yd. Field Goal (6-21, 1:57)	21	19
Chargers	4	5:26	C.Dicker 53 yd. Field Goal (4--3, 1:44)	21	22

# National Football League Game Summary

NFL Copyright © 2023 by The National Football League. All rights reserved. This summary and play-by-play is for the express purpose of assisting media in their coverage of the game; any other use of this material is prohibited without the written permission of the National Football League.

---

Bills 4 0:28 T.Bass 29 yd. Field Goal (13-64, 4:58)

24 22

Paid Attendance: 67,678

Time: 2:55

**Buffalo Bills vs Los Angeles Chargers**  
**12/23/2023 at SoFi Stadium**

# Final Individual Statistics

## Buffalo Bills

## Los Angeles Chargers

<b>RUSHING</b>	<b>ATT</b>	<b>YDS</b>	<b>AVG</b>	<b>LG</b>	<b>TD</b>	<b>RUSHING</b>	<b>ATT</b>	<b>YDS</b>	<b>AVG</b>	<b>LG</b>	<b>TD</b>
J.Cook	20	70	3.5	10	0	A.Ekeler	15	65	4.3	10	0
L.Fournette	5	20	4.0	9	0	E.Stick	7	25	3.6	21	1
J.Allen	5	15	3.0	6	2	D.Davis	1	8	8.0	8	0
						I.Spiller	2	1	0.5	1	0
						Q.Johnston	1	1	1.0	1	0
						J.Kelley	1	-2	-2.0	-2	0
<b>Total</b>	<b>30</b>	<b>105</b>	<b>3.5</b>	<b>10</b>	<b>2</b>	<b>Total</b>	<b>27</b>	<b>98</b>	<b>3.6</b>	<b>21</b>	<b>1</b>

<b>PASSING</b>	<b>ATT</b>	<b>CMP</b>	<b>YDS</b>	<b>SK/YD</b>	<b>TD</b>	<b>LG</b>	<b>IN</b>	<b>RT</b>	<b>PASSING</b>	<b>ATT</b>	<b>CMP</b>	<b>YDS</b>	<b>SK/YD</b>	<b>TD</b>	<b>LG</b>	<b>IN</b>	<b>RT</b>
J.Allen	21	15	237	1/7	1	<b>57</b>	1	104.7	E.Stick	33	23	215	5/40	0	23	0	87.3
<b>Total</b>	<b>21</b>	<b>15</b>	<b>237</b>	<b>1/7</b>	<b>1</b>	<b>57</b>	<b>1</b>	<b>104.7</b>	<b>Total</b>	<b>33</b>	<b>23</b>	<b>215</b>	<b>5/40</b>	<b>0</b>	<b>23</b>	<b>0</b>	<b>87.3</b>

<b>PASS RECEIVING</b>	<b>TAR</b>	<b>REC</b>	<b>YDS</b>	<b>AVG</b>	<b>LG</b>	<b>TD</b>	<b>PASS RECEIVING</b>	<b>TAR</b>	<b>REC</b>	<b>YDS</b>	<b>AVG</b>	<b>LG</b>	<b>TD</b>
S.Diggs	8	5	29	5.8	11	0	G.Everett	8	7	42	6.0	15	0
G.Davis	6	4	130	32.5	<b>57</b>	1	J.Palmer	8	5	47	9.4	19	0
K.Shakir	3	3	45	15.0	16	0	A.Ekeler	4	3	21	7.0	14	0
D.Knox	2	2	26	13.0	17	0	A.Erickson	2	2	31	15.5	23	0
D.Kincaid	2	1	7	7.0	7	0	Q.Johnston	5	2	29	14.5	21	0
							S.Smartt	1	1	23	23.0	23	0
							J.Guyton	2	1	12	12.0	12	0
							D.Davis	1	1	6	6.0	6	0
							I.Spiller	1	1	4	4.0	4	0
							E.Stick	0	0	0	0.0	0	0
<b>Total</b>	<b>21</b>	<b>15</b>	<b>237</b>	<b>15.8</b>	<b>57</b>	<b>1</b>	<b>Total</b>	<b>32</b>	<b>23</b>	<b>215</b>	<b>9.3</b>	<b>23</b>	<b>0</b>

<b>INTERCEPTIONS</b>	<b>NO</b>	<b>YDS</b>	<b>AVG</b>	<b>LG</b>	<b>TD</b>	<b>INTERCEPTIONS</b>	<b>NO</b>	<b>YDS</b>	<b>AVG</b>	<b>LG</b>	<b>TD</b>
Total	0	0	0	0	0	A.Gilman	1	0	0.0	0	0
						<b>Total</b>	<b>1</b>	<b>0</b>	<b>0.0</b>	<b>0</b>	<b>0</b>

<b>PUNTING</b>	<b>NO</b>	<b>YDS</b>	<b>AVG</b>	<b>NET</b>	<b>TB</b>	<b>IN20</b>	<b>LG</b>	<b>PUNTING</b>	<b>NO</b>	<b>YDS</b>	<b>AVG</b>	<b>NET</b>	<b>TB</b>	<b>IN20</b>	<b>LG</b>
S.Martin	4	209	52.3	49.0	0	3	58	J.Scott	4	200	50.0	47.3	0	1	57
<b>Total</b>	<b>4</b>	<b>209</b>	<b>52.3</b>	<b>49.0</b>	<b>0</b>	<b>3</b>	<b>58</b>	<b>Total</b>	<b>4</b>	<b>200</b>	<b>50.0</b>	<b>47.3</b>	<b>0</b>	<b>1</b>	<b>57</b>

<b>PUNT RETURNS</b>	<b>NO</b>	<b>YDS</b>	<b>AVG</b>	<b>FC</b>	<b>LG</b>	<b>TD</b>	<b>PUNT RETURNS</b>	<b>NO</b>	<b>YDS</b>	<b>AVG</b>	<b>FC</b>	<b>LG</b>	<b>TD</b>
D.Harty	3	11	3.7	1	11	0	D.Davis	1	13	13.0	2	13	0
							[OUT OF BOUNDS]	1	0	0.0	0	0	0
<b>Total</b>	<b>3</b>	<b>11</b>	<b>3.7</b>	<b>1</b>	<b>11</b>	<b>0</b>	<b>Total</b>	<b>1</b>	<b>13</b>	<b>13.0</b>	<b>2</b>	<b>13</b>	<b>0</b>

<b>KICKOFF RETURNS</b>	<b>NO</b>	<b>YDS</b>	<b>AVG</b>	<b>FC</b>	<b>LG</b>	<b>TD</b>	<b>KICKOFF RETURNS</b>	<b>NO</b>	<b>YDS</b>	<b>AVG</b>	<b>FC</b>	<b>LG</b>	<b>TD</b>
L.Fournette	1	17	17.0	0	17	0	J.Kelley	1	16	16.0	0	16	0
[TOUCHBACK]	6	0	0.0	0	0	0	D.Davis	1	0	0.0	0	0	0
							A.Erickson	0	0	0.0	1	0	0
							[TOUCHBACK]	2	0	0.0	0	0	0
<b>Total</b>	<b>1</b>	<b>17</b>	<b>17.0</b>	<b>0</b>	<b>17</b>	<b>0</b>	<b>Total</b>	<b>2</b>	<b>16</b>	<b>8.0</b>	<b>1</b>	<b>16</b>	<b>0</b>

### Buffalo Bills

<b>FUMBLES</b>	<b>FUM</b>	<b>LOST</b>	<b>OWN-REC</b>	<b>YDS</b>	<b>TD</b>	<b>FORCED</b>	<b>OPP-REC</b>	<b>YDS</b>	<b>TD</b>	<b>OUT-BDS</b>
J.Cook	2	1	0	0	0	0	0	0	0	0
D.Harty	1	1	0	0	0	0	0	0	0	0
R.Gilliam	0	0	1	0	0	0	0	0	0	0
<b>Total</b>	<b>3</b>	<b>2</b>	<b>1</b>	<b>0</b>	<b>0</b>	<b>0</b>	<b>0</b>	<b>0</b>	<b>0</b>	<b>0</b>

### Los Angeles Chargers

<b>FUMBLES</b>	<b>FUM</b>	<b>LOST</b>	<b>OWN-REC</b>	<b>YDS</b>	<b>TD</b>	<b>FORCED</b>	<b>OPP-REC</b>	<b>YDS</b>	<b>TD</b>	<b>OUT-BDS</b>
A.Finley	0	0	0	0	0	1	0	0	0	0
A.Gilman	0	0	0	0	0	1	0	0	0	0
T.Tuipulotu	0	0	0	0	0	1	0	0	0	0
A.Ogbongbemiga	0	0	0	0	0	0	1	0	0	0

**Buffalo Bills vs Los Angeles Chargers**  
**12/23/2023 at SoFi Stadium**

**Final Individual Statistics**

N.Williams	0	0	0	0	0	0	1	0	0	0
Total	0	0	0	0	0	3	2	0	0	0

## Final Team Statistics

	Visitor Bills	Home Chargers
<b>TOTAL FIRST DOWNS</b>	16	18
By Rushing	5	6
By Passing	11	10
By Penalty	0	2
<b>THIRD DOWN EFFICIENCY</b>	5-10-50.0%	4-14-28.6%
<b>FOURTH DOWN EFFICIENCY</b>	0-0-0.0%	0-0-0.0%
<b>TOTAL NET YARDS</b>	335	273
Total Offensive Plays (inc. times thrown passing)	52	65
Average gain per offensive play	6.4	4.2
<b>NET YARDS RUSHING</b>	105	98
Total Rushing Plays	30	27
Average gain per rushing play	3.5	3.6
Tackles for a loss-number and yards	2-4	2-6
<b>NET YARDS PASSING</b>	230	175
Times thrown - yards lost attempting to pass	1-7	5-40
Gross yards passing	237	215
<b>PASS ATTEMPTS-COMPLETIONS-HAD INTERCEPTED</b>	21-15-1	33-23-0
Avg gain per pass play (inc.# thrown passing)	10.5	4.6
<b>KICKOFFS Number-In End Zone-Touchbacks</b>	5-2-2	7-6-6
<b>PUNTS Number and Average</b>	4-52.3	4-50.0
Had Blocked	0	0
<b>FGs - PATs Had Blocked</b>	0-0	0-0
<b>Net Punting Average</b>	49.0	47.3
<b>TOTAL RETURN YARDAGE (Not Including Kickoffs)</b>	11	13
No. and Yards Punt Returns	3-11	1-13
No. and Yards Kickoff Returns	1-17	2-16
No. and Yards Interception Returns	0-0	1-0
<b>PENALTIES Number and Yards</b>	7-64	6-29
<b>FUMBLES Number and Lost</b>	3-2	0-0
<b>TOUCHDOWNS</b>	3	1
Rushing	2	1
Passing	1	0
<b>EXTRA POINTS Made-Attempts</b>	3-3	1-1
Kicking Made-Attempts	3-3	1-1
<b>FIELD GOALS Made-Attempts</b>	1-1	5-5
<b>RED ZONE EFFICIENCY</b>	2-3-67%	1-3-33%
<b>GOAL TO GO EFFICIENCY</b>	1-1-100%	1-2-50%
<b>SAFETIES</b>	0	0
<b>FINAL SCORE</b>	24	22
<b>TIME OF POSSESSION</b>	26:56	33:04

Buffalo Bills vs Los Angeles Chargers

12/23/2023 at SoFi Stadium

# Ball Possession And Drive Chart

## Buffalo Bills

#	Time Recd	Time Lost	Time Poss	How Ball Obtained	Drive Began	# Play	Yds Gain	Yds Pen	Net Yds	1st Down	Last Scrm	How Given Up
1	15:00	13:12	1:48	Kickoff	BUF 25	5	16	0	16	1	BUF 41	Punt
2	6:32	3:30	3:02	Kickoff	BUF 16	5	25	0	25	1	BUF 41	Punt
3	13:49	10:43	3:06	Kickoff	BUF 25	5	25	-10	15	1	BUF 40	Punt
4	9:12	9:02	0:10	Punt	BUF 43	1	57	0	57	1	BUF 43	Touchdown
5	4:29	0:38	3:51	Punt	BUF 37	8	63	0	63	4	* LAC 2	Touchdown
6	12:46	12:08	0:38	Punt	BUF 10	2	3	0	3	0	BUF 13	Interception
7	7:22	1:28	5:54	Kickoff	BUF 25	10	75	0	75	4	* LAC 1	Touchdown
8	12:36	9:16	3:20	Kickoff	BUF 25	3	2	-24	-22	0	BUF 3	Punt
9	7:19	7:10	0:09	Kickoff	BUF 25	1	5	0	5	0	BUF 25	Fumble
10	5:26	0:28	4:58	Kickoff	BUF 25	13	64	0	64	4	* LAC 11	Field Goal

(256) Average BUF 26

## Los Angeles Chargers

#	Time Recd	Time Lost	Time Poss	How Ball Obtained	Drive Began	# Play	Yds Gain	Yds Pen	Net Yds	1st Down	Last Scrm	How Given Up
1	13:12	6:32	6:40	Punt	LAC 8	14	90	0	90	4	* BUF 2	Field Goal
2	3:30	0:04	3:26	Punt	LAC 15	4	-2	0	-2	1	LAC 13	Punt
3	0:04	13:49	1:15	Fumble	BUF 27	4	27	0	27	3	* BUF 1	Touchdown
4	10:43	9:12	1:31	Punt	LAC 4	3	7	0	7	0	LAC 11	Punt
5	9:02	4:29	4:33	Kickoff	LAC 8	7	22	-10	12	2	LAC 20	Punt
6	0:38	0:00	0:38	Kickoff	LAC 25	1	6	0	6	0	LAC 25	End of Half
7	15:00	12:46	2:14	Kickoff	LAC 25	5	10	15	25	2	50	Punt
8	12:08	7:22	4:46	Interception	LAC 42	8	41	-5	36	2	* BUF 22	Field Goal
9	1:28	12:36	3:52	Kickoff	LAC 25	11	46	0	46	3	BUF 29	Field Goal
10	9:16	7:19	1:57	Punt	BUF 48	6	26	-5	21	1	BUF 27	Field Goal
11	7:10	5:26	1:44	Fumble	BUF 32	4	1	-4	-3	0	BUF 35	Field Goal
12	0:28	0:00	0:28	Kickoff	LAC 30	3	-1	0	-1	0	LAC 21	End of Game

(375) Average LAC 31

### \* inside opponent's 20

#### Time of Possession by Quarter

Visitor	Home	1st	2nd	3rd	4th	OT	Total
Buffalo Bills	Los Angeles Chargers	4:50	7:07	6:32	8:27		26:56
		10:10	7:53	8:28	6:33		33:04

#### Kickoff Drive No.-Start Average

Bills: 7 - BUF 24      Chargers: 5 - LAC 23









## First Quarter

12/23/2023

## Play By Play

LAC wins the coin toss and elects to defer. BUF elects to Receive, and LAC elects to defend the south goal.

C.Dicker kicks 65 yards from LAC 35 to end zone, Touchback.

## Buffalo Bills at 15:00

- 1-10-BUF 25 (15:00) (Shotgun) J.Allen pass short right to S.Diggs to BUF 25 for no gain (D.James). BUF-S.Diggs was injured during the play.
- 2-10-BUF 25 (14:37) (Shotgun) J.Allen pass short left to K.Shakir pushed ob at BUF 39 for 14 yards (A.Samuel). P1
- 1-10-BUF 39 (14:08) (Shotgun) J.Cook left end to BUF 41 for 2 yards (N.Williams).
- 2-8-BUF 41 (13:30) J.Allen pass incomplete deep left to S.Diggs.
- 3-8-BUF 41 (13:24) (Shotgun) J.Allen pass incomplete short middle to G.Davis (J.Hawkins).
- 4-8-BUF 41 (13:20) S.Martin punts 51 yards to LAC 8, Center-R.Ferguson, fair catch by D.Davis.

## Los Angeles Chargers at 13:12

- 1-10-LAC 8 (13:12) (Shotgun) E.Stick pass short right to A.Ekeler to LAC 15 for 7 yards (T.Rapp).
- 2-3-LAC 15 (12:37) A.Ekeler right tackle to LAC 23 for 8 yards (T.Rapp). R1
- 1-10-LAC 23 (12:06) (Shotgun) A.Ekeler up the middle to LAC 24 for 1 yard (G.Rousseau).
- 2-9-LAC 24 (11:31) (Shotgun) E.Stick pass deep right to Q.Johnston to LAC 45 for 21 yards (T.Rapp). P2
- 1-10-LAC 45 (10:56) Q.Johnston left end to LAC 46 for 1 yard (T.Bernard, G.Rousseau).
- 2-9-LAC 46 (10:25) (Shotgun) E.Stick pass short right to J.Palmer pushed ob at LAC 48 for 2 yards (J.Poyer).
- 3-7-LAC 48 (9:48) (Shotgun) E.Stick pass deep left to J.Palmer pushed ob at BUF 33 for 19 yards (C.Lewis, T.Rapp). P3
- 1-10-BUF 33 (9:15) E.Stick right end to BUF 32 for 1 yard (L.Floyd).
- 2-9-BUF 32 (8:38) (Shotgun) E.Stick pass incomplete deep right to Q.Johnston.
- 3-9-BUF 32 (8:32) (Shotgun) E.Stick pass deep middle to S.Smartt to BUF 9 for 23 yards (C.Lewis). P4
- 1-9-BUF 9 (7:55) (Shotgun) E.Stick left end pushed ob at BUF 7 for 2 yards (T.Dodson).
- 2-7-BUF 7 (7:21) A.Ekeler right tackle to BUF 2 for 5 yards (Ta.Johnson, T.Settle).
- 3-2-BUF 2 (6:43) (Shotgun) E.Stick pass incomplete short left to J.Palmer [L.Joseph].
- 4-2-BUF 2 (6:35) **C.Dicker 20 yard field goal is GOOD, Center-J.Harris, Holder-J.Scott.**

Timeout at 06:32.

<b>BUF 0 LAC 3, 14 plays, 90 yards, 6:40 drive, 8:28 elapsed</b>
--

C.Dicker kicks 56 yards from LAC 35 to BUF 9. L.Fournette to BUF 29 for 20 yards (D.Henley).

*PENALTY on BUF-B.Spector, Offensive Holding, 10 yards, enforced at BUF 26.*

## Buffalo Bills at 6:32, (1st play from scrimmage 6:27)

- 1-10-BUF 16 (6:27) L.Fournette left guard to BUF 19 for 3 yards (A.Johnson, S.Matlock).
- 2-7-BUF 19 (5:48) J.Allen pass deep right to G.Davis to BUF 36 for 17 yards (M.Davis). P2
- 1-10-BUF 36 (5:05) (Shotgun) J.Allen right end to BUF 42 for 6 yards (A.Gilman).
- 2-4-BUF 42 (4:25) (Shotgun) J.Cook left tackle to BUF 41 for -1 yards (K.Mack).
- 3-5-BUF 41 (3:43) (Shotgun) J.Allen pass incomplete deep right to G.Davis.
- 4-5-BUF 41 (3:37) S.Martin punts 44 yards to LAC 15, Center-R.Ferguson, fair catch by D.Davis.

Timeout at 03:30.

## Los Angeles Chargers at 3:30

- 1-10-LAC 15 (3:30) A.Ekeler right end to LAC 16 for 1 yard (Ta.Johnson).
- 2-9-LAC 16 (2:52) (Shotgun) E.Stick pass short middle to G.Everett to LAC 21 for 5 yards (Ta.Johnson, T.Dodson) [T.Bernard].
- PENALTY on LAC, Illegal Shift, 5 yards, enforced at LAC 16 - No Play.*
- 2-14-LAC 11 (2:31) (Shotgun) E.Stick pass deep middle intended for Q.Johnston INTERCEPTED by C.Benford at LAC 30. C.Benford to LAC 30 for no gain (Q.Johnston). BUF-T.Bernard was injured during the play.
- PENALTY on BUF-C.Benford, Defensive Holding, 5 yards, enforced at LAC 11 - No Play.* X5
- 1-10-LAC 16 (2:20) (Shotgun) I.Spiller left guard to LAC 16 for no gain (G.Rousseau).
- 2-10-LAC 16 (1:39) (Shotgun) I.Spiller right tackle to LAC 17 for 1 yard (E.Oliver, S.Lawson).
- 3-9-LAC 17 (1:00) (Shotgun) E.Stick up the middle to LAC 13 for -4 yards (C.Lewis).
- 4-13-LAC 13 (:21) J.Scott punts 57 yards to BUF 30, Center-J.Harris. D.Harty to BUF 33 for 3 yards (A.Finley; J.Taylor). FUMBLES (A.Finley), RECOVERED by LAC-A.Ogbongbemiga at BUF 27.
- Penalty on BUF-D.Hamlin, Offensive Holding, declined.*

## Los Angeles Chargers at 0:04

- 1-10-BUF 27 (:04) E.Stick pass short left to G.Everett pushed ob at BUF 12 for 15 yards (R.Douglas). P6

**Buffalo Bills vs Los Angeles Chargers at SoFi Stadium**

**END OF QUARTER**

	<b>Score</b>	<b>Time Poss</b>	<b>First Downs</b>				<b>Efficiencies</b>	
			<b>R</b>	<b>P</b>	<b>X</b>	<b>T</b>	<b>3 Down</b>	<b>4 Down</b>
<b>Buffalo Bills</b>	<b>0</b>	<b>4:50</b>	<b>0</b>	<b>2</b>	<b>0</b>	<b>2</b>	<b>0/2</b>	<b>0/0</b>
<b>Los Angeles Chargers</b>	<b>3</b>	<b>10:10</b>	<b>1</b>	<b>4</b>	<b>1</b>	<b>6</b>	<b>2/4</b>	<b>0/0</b>

## Second Quarter

12/23/2023

## Play By Play

Los Angeles Chargers continued.

<u>1-10-BUF 12</u>	(15:00) (Shotgun) E.Stick pass short left to G.Everett to BUF 10 for 2 yards (G.Rousseau).	
2-8-BUF 10	(14:39) (No Huddle, Shotgun) E.Stick pass short right to G.Everett to BUF 1 for 9 yards (R.Douglas).	P7
<u>1-1-BUF 1</u>	<b>(13:54) (Shotgun) E.Stick right end for 1 yard, TOUCHDOWN.</b>	R8
	C.Dicker extra point is GOOD, Center-J.Harris, Holder-J.Scott.	

Timeout at 13:49.

BUF 0 LAC 10, 4 plays, 27 yards, 1:15 drive, 1:11 elapsed

C.Dicker kicks 65 yards from LAC 35 to end zone, Touchback.

## Buffalo Bills at 13:49

1-10-BUF 25	(13:49) J.Cook left guard to BUF 30 for 5 yards (T.Tuipulotu).	
2-5-BUF 30	(13:13) J.Cook up the middle to BUF 40 for 10 yards (J.Hawkins).	R3
<u>1-10-BUF 40</u>	(12:38) (Shotgun) J.Cook right tackle to BUF 43 for 3 yards (T.Tuipulotu, N.Williams).	
2-7-BUF 43	(11:58) (Shotgun) J.Allen scrambles left end to BUF 48 for 5 yards (K.Murray).	
	<i>PENALTY on BUF-M.Morse, Offensive Holding, 10 yards, enforced at BUF 43 - No Play.</i>	
2-17-BUF 33	(11:36) (Shotgun) J.Allen pass short right to D.Kincaid to BUF 40 for 7 yards (M.Davis).	
3-10-BUF 40	(10:57) (Shotgun) J.Allen pass incomplete short left to D.Kincaid.	
4-10-BUF 40	(10:52) S.Martin punts 56 yards to LAC 4, Center-R.Ferguson, out of bounds.	

Timeout at 10:43.

## Los Angeles Chargers at 10:43

1-10-LAC 4	(10:43) (Shotgun) A.Ekeler right tackle to LAC 8 for 4 yards (J.Poyer).	
2-6-LAC 8	(10:07) (Shotgun) E.Stick pass incomplete short left to G.Everett.	
3-6-LAC 8	(10:04) (Shotgun) E.Stick pass short left to J.Palmer to LAC 11 for 3 yards (T.Bernard).	
4-3-LAC 11	(9:24) J.Scott punts 49 yards to BUF 40, Center-J.Harris. D.Harty ran ob at BUF 43 for 3 yards (N.Niemann).	

## Buffalo Bills at 9:12

1-10-BUF 43	<b>(9:12) (Shotgun) J.Allen pass deep right to G.Davis for 57 yards, TOUCHDOWN.</b>	P4
	T.Bass extra point is GOOD, Center-R.Ferguson, Holder-S.Martin.	

Timeout at 09:02.

BUF 7 LAC 10, 1 plays, 57 yards, 0:10 drive, 5:58 elapsed

T.Bass kicks 55 yards from BUF 35 to LAC 10. D.Davis MUFFS catch, and recovers at LAC 8. D.Davis to LAC 8 for no gain (D.Williams).

## Los Angeles Chargers at 9:02, (1st play from scrimmage 8:59)

1-10-LAC 8	(8:59) A.Ekeler right guard to LAC 13 for 5 yards (T.Bernard).	
2-5-LAC 13	(8:21) (No Huddle, Shotgun) E.Stick right end pushed ob at LAC 15 for 2 yards (R.Douglas).	
3-3-LAC 15	(7:43) (Shotgun) Direct snap to A.Ekeler. A.Ekeler left end to LAC 22 for 7 yards (G.Rousseau).	R9
<u>1-10-LAC 22</u>	(7:18) (No Huddle, Shotgun) A.Ekeler left end to LAC 32 for 10 yards (L.Floyd, J.Poyer).	R10
<u>1-10-LAC 32</u>	(6:36) (Shotgun) E.Stick pass incomplete deep right to Q.Johnston.	
2-10-LAC 32	(6:31) (Shotgun) J.Kelley left end to LAC 30 for -2 yards (T.Dodson).	
3-12-LAC 30	(5:51) (Shotgun) E.Stick scrambles right end pushed ob at LAC 41 for 11 yards (T.Rapp; J.Poyer).	
	<i>PENALTY on LAC-R.Slater, Offensive Holding, 10 yards, enforced at LAC 30 - No Play.</i>	
3-22-LAC 20	(5:20) (Shotgun) E.Stick pass short right to G.Everett to LAC 20 for no gain (C.Benford).	
4-22-LAC 20	(4:42) J.Scott punts 54 yards to BUF 26, Center-J.Harris. D.Harty to BUF 37 for 11 yards (J.Hollins, A.Ogbongbemiga).	

Timeout at 04:29.

## Buffalo Bills at 4:29

1-10-BUF 37	(4:29) (Shotgun) J.Allen pass short middle to D.Knox to BUF 46 for 9 yards (J.Hollins).	
2-1-BUF 46	(3:56) J.Cook left tackle to LAC 48 for 6 yards (M.Davis; A.Gilman).	R5
<u>1-10-LAC 48</u>	(3:17) J.Cook left tackle to LAC 44 for 4 yards (K.Mack).	
2-6-LAC 44	(2:40) (Shotgun) J.Allen pass short right to G.Davis to LAC 24 for 20 yards (D.James).	P6

Two-Minute Warning

<u>1-10-LAC 24</u>	(2:00) J.Cook right tackle to LAC 16 for 8 yards (J.Hawkins).	
2-2-LAC 16	(1:23) L.Fournette right guard to LAC 11 for 5 yards (D.James; K.Murray).	R7
<u>1-10-LAC 11</u>	(:46) L.Fournette left tackle to LAC 2 for 9 yards (K.Murray; J.Hawkins).	

**Buffalo Bills vs Los Angeles Chargers at SoFi Stadium**

Timeout #1 by BUF at 00:41.

2-1-LAC 2

**(:41) (Shotgun) J.Allen right tackle for 2 yards, TOUCHDOWN.**

R8

T.Bass extra point is GOOD, Center-R.Ferguson, Holder-S.Martin.

**BUF 14 LAC 10, 8 plays, 63 yards, 3:51 drive, 14:22 elapsed**

T.Bass kicks 65 yards from BUF 35 to end zone, Touchback.

**Los Angeles Chargers at 0:38**

1-10-LAC 25 (:38) (Shotgun) A.Ekeler right guard to LAC 31 for 6 yards (E.Oliver; T.Rapp).

**END OF QUARTER**

	Score	Time Poss	First Downs				Efficiencies	
			R	P	X	T	3 Down	4 Down
<b>Buffalo Bills</b>	<b>14</b>	<b>7:07</b>	<b>4</b>	<b>2</b>	<b>0</b>	<b>6</b>	<b>0/1</b>	<b>0/0</b>
<b>Los Angeles Chargers</b>	<b>10</b>	<b>7:53</b>	<b>3</b>	<b>1</b>	<b>0</b>	<b>4</b>	<b>1/3</b>	<b>0/0</b>

## Third Quarter

12/23/2023

## Play By Play

LAC elects to Receive, and BUF elects to defend the South goal.

T.Bass kicks 65 yards from BUF 35 to end zone, Touchback.

## Los Angeles Chargers at 15:00, (1st play from scrimmage 14:58)

1-10-LAC 25 (14:58) (Shotgun) E.Stick pass short middle to G.Everett to LAC 29 for 4 yards (Ta.Johnson). LAC-G.Everett was injured during the play.

*PENALTY on BUF-Ta.Johnson, Unnecessary Roughness, 15 yards, enforced at LAC 29.*

X11

1-10-LAC 44 (14:34) (Shotgun) E.Stick pass short right to A.Ekeler to BUF 42 for 14 yards (T.Rapp, J.Poyer).

P12

1-10-BUF 42 (14:08) (No Huddle) A.Ekeler left end to BUF 40 for 2 yards (T.Settle; Ta.Johnson).

2-8-BUF 40 (13:36) (No Huddle, Shotgun) E.Stick pass incomplete short left to A.Ekeler.

3-8-BUF 40 (13:32) (Shotgun) E.Stick sacked at 50 for -10 yards (R.Douglas).

4-18-50 (12:53) J.Scott punts 40 yards to BUF 10, Center-J.Harris, fair catch by D.Harty.

Timeout at 12:46.

## Buffalo Bills at 12:46

1-10-BUF 10 (12:46) J.Cook up the middle to BUF 13 for 3 yards (T.Tuipulotu). FUMBLES (T.Tuipulotu), touched at BUF 14, recovered by BUF-R.Gilliam at BUF 13.

2-7-BUF 13 (12:18) J.Allen pass deep left intended for S.Diggs INTERCEPTED by A.Gilman at LAC 42. A.Gilman to LAC 42 for no gain (S.Diggs).

## Los Angeles Chargers at 12:08

1-10-LAC 42 (12:08) (Shotgun) A.Ekeler right tackle to BUF 49 for 9 yards (T.Rapp, T.Bernard).

2-1-BUF 49 (11:45) (No Huddle, Shotgun) A.Ekeler up the middle to BUF 46 for 3 yards (L.Joseph).

R13

1-10-BUF 46 (11:10) D.Davis left end pushed ob at BUF 38 for 8 yards (C.Benford).

2-2-BUF 38 (10:35) (Shotgun) E.Stick left end to BUF 17 for 21 yards (T.Rapp, L.Joseph).

R14

1-10-BUF 17 (9:49) (Shotgun) Q.Johnston right end to BUF 4 for 13 yards (C.Benford, T.Rapp).

*PENALTY on LAC, Illegal Formation, 5 yards, enforced at BUF 17 - No Play.*

1-15-BUF 22 (9:24) (Shotgun) E.Stick pass short right to A.Ekeler to BUF 20 for 2 yards (Ta.Johnson, C.Benford).

2-13-BUF 20 (8:46) (Shotgun) E.Stick pass short right to I.Spiller pushed ob at BUF 16 for 4 yards (T.Dodson).

Timeout #1 by LAC at 08:05.

3-9-BUF 16 (8:05) (Shotgun) E.Stick sacked at BUF 22 for -6 yards (P.Ford).

4-15-BUF 22 (7:26) C.Dicker 40 yard field goal is GOOD, Center-J.Harris, Holder-J.Scott.

Timeout at 07:22.

BUF 14 LAC 13, 8 plays, 36 yards, 4:46 drive, 7:38 elapsed

C.Dicker kicks 65 yards from LAC 35 to end zone, Touchback.

## Buffalo Bills at 7:22

1-10-BUF 25 (7:22) J.Cook up the middle to BUF 29 for 4 yards (O.Ogbonnia).

2-6-BUF 29 (6:51) J.Cook right end to BUF 32 for 3 yards (D.James; O.Ogbonnia).

3-3-BUF 32 (6:10) (Shotgun) J.Allen pass short middle to S.Diggs to BUF 36 for 4 yards (K.Murray).

P9

1-10-BUF 36 (5:29) J.Cook up the middle to BUF 36 for no gain (K.Mack, N.Williams).

2-10-BUF 36 (4:48) (Shotgun) J.Allen pass short left to S.Diggs to BUF 42 for 6 yards (M.Davis).

3-4-BUF 42 (4:07) (Shotgun) J.Allen pass short right to K.Shakir to LAC 42 for 16 yards (D.James).

P10

1-10-LAC 42 (3:22) (Shotgun) J.Allen pass deep left to G.Davis ran ob at LAC 6 for 36 yards.

P11

1-6-LAC 6 (2:48) (Shotgun) J.Cook left end pushed ob at LAC 1 for 5 yards (E.Kendricks).

2-1-LAC 1 (2:09) L.Fournette right guard to LAC 1 for no gain (D.James; O.Ogbonnia).

3-1-LAC 1 (1:32) J.Allen up the middle for 1 yard, TOUCHDOWN.

R12

T.Bass extra point is GOOD, Center-R.Ferguson, Holder-S.Martin.

Timeout at 01:28.

BUF 21 LAC 13, 10 plays, 75 yards, 5:54 drive, 13:32 elapsed

T.Bass kicks 61 yards from BUF 35 to LAC 4, fair catch by A.Erickson.

## Los Angeles Chargers at 1:28

1-10-LAC 25 (1:28) (Shotgun) E.Stick pass incomplete short middle.

2-10-LAC 25 (1:25) (Shotgun) E.Stick pass short right to Q.Johnston to LAC 33 for 8 yards (V.Miller, C.Benford).

3-2-LAC 33 (:47) (Shotgun) E.Stick pass short right to A.Erickson to LAC 36 for 3 yards (R.Douglas).

P15

1-10-LAC 36 (:10) A.Ekeler left tackle to LAC 38 for 2 yards (P.Ford, G.Rousseau).

**Buffalo Bills vs Los Angeles Chargers at SoFi Stadium**

**END OF QUARTER**

		<b>Time</b>	<b>First Downs</b>				<b>Efficiencies</b>	
	<b>Score</b>	<b>Poss</b>	<b>R</b>	<b>P</b>	<b>X</b>	<b>T</b>	<b>3 Down</b>	<b>4 Down</b>
<b>Buffalo Bills</b>	21	6:32	1	3	0	4	3/3	0/0
<b>Los Angeles Chargers</b>	13	8:28	2	2	1	5	1/3	0/0

## Fourth Quarter

12/23/2023

## Play By Play

Los Angeles Chargers continued.

2-8-LAC 38	(15:00) E.Stick pass short right to J.Guyton to 50 for 12 yards (C.Benford).	P16
<u>1-10-50</u>	(14:20) (No Huddle, Shotgun) E.Stick pass incomplete short right to J.Palmer (Ta.Johnson).	
2-10-50	(14:17) (Shotgun) E.Stick pass deep left to J.Palmer to BUF 32 for 18 yards (T.Rapp).	P17
<u>1-10-BUF 32</u>	(13:55) (No Huddle) E.Stick scrambles right end ran ob at BUF 30 for 2 yards (Ta.Johnson).	
2-8-BUF 30	(13:23) A.Ekeler left tackle to BUF 29 for 1 yard (T.Settle, T.Bernard).	
3-7-BUF 29	(12:43) (Shotgun) E.Stick pass incomplete short right to J.Palmer (Ta.Johnson).	
4-7-BUF 29	<b>(12:40) C.Dicker 47 yard field goal is GOOD, Center-J.Harris, Holder-J.Scott.</b>	

Timeout at 12:36.

<b>BUF 21 LAC 16, 11 plays, 46 yards, 3:52 drive, 2:24 elapsed</b>
--

C.Dicker kicks 65 yards from LAC 35 to end zone, Touchback.

## Buffalo Bills at 12:36

1-10-BUF 25	(12:36) J.Cook up the middle to BUF 30 for 5 yards (A.Johnson).
2-5-BUF 30	(12:01) (Shotgun) J.Allen pass short right to J.Cook pushed ob at BUF 36 for 6 yards (E.Kendricks). <i>PENALTY on BUF-S.Brown, Tripping, 15 yards, enforced at BUF 30 - No Play.</i>
2-20-BUF 15	(11:35) (Shotgun) J.Allen pass deep right to G.Davis to BUF 43 for 28 yards (J.Hawkins). <i>PENALTY on BUF-M.Morse, Offensive Holding, 7 yards, enforced at BUF 15 - No Play.</i>
2-27-BUF 8	(11:06) (Shotgun) J.Allen scrambles up the middle to BUF 12 for 4 yards (K.Murray).
3-23-BUF 12	(10:20) (Shotgun) J.Allen sacked at BUF 5 for -7 yards (sack split by E.Kendricks and T.Tuipulotu). Timeout #1 by BUF at 09:28.
4-30-BUF 5	(9:28) (Punt formation) <i>PENALTY on BUF-S.Neal, False Start, 2 yards, enforced at BUF 5 - No Play.</i>
4-32-BUF 3	(9:28) S.Martin punts 58 yards to LAC 39, Center-R.Ferguson. D.Davis to BUF 48 for 13 yards (T.Matakevich, R.Ferguson).

## Los Angeles Chargers at 9:16

1-10-BUF 48	(9:16) (Shotgun) E.Stick pass incomplete short left to J.Guyton.	
2-10-BUF 48	(9:11) (Shotgun) E.Stick pass deep left to A.Erickson to BUF 25 for 23 yards (C.Benford). BUF-C.Benford was injured during the play.	P18
<u>1-10-BUF 25</u>	(8:49) (Shotgun) E.Stick pass incomplete deep right to J.Palmer. <i>PENALTY on LAC, Illegal Shift, 5 yards, enforced at BUF 25 - No Play.</i>	
1-15-BUF 30	(8:44) (Shotgun) E.Stick sacked at BUF 37 for -7 yards (E.Oliver).	
2-22-BUF 37	(8:16) (No Huddle, Shotgun) E.Stick pass short middle to G.Everett to BUF 33 for 4 yards (Ta.Johnson).	
3-18-BUF 33	(8:01) (No Huddle, Shotgun) E.Stick pass short middle to D.Davis to BUF 27 for 6 yards (J.Poyer).	
4-12-BUF 27	<b>(7:23) C.Dicker 45 yard field goal is GOOD, Center-J.Harris, Holder-J.Scott.</b>	

Timeout at 07:19.

<b>BUF 21 LAC 19, 6 plays, 21 yards, 1:57 drive, 7:41 elapsed</b>
---

C.Dicker kicks 65 yards from LAC 35 to end zone, Touchback.

## Buffalo Bills at 7:19

1-10-BUF 25	(7:19) J.Cook up the middle to BUF 30 for 5 yards (A.Gilman). FUMBLES (A.Gilman), touched at BUF 30, RECOVERED by LAC-N.Williams at BUF 32.
-------------	---

## Los Angeles Chargers at 7:10

1-10-BUF 32	(7:10) (Shotgun) A.Ekeler up the middle to BUF 31 for 1 yard (T.Bernard).
2-9-BUF 31	(6:38) (No Huddle, Shotgun) E.Stick pass short right to G.Everett to BUF 23 for 8 yards (C.Benford).
3-1-BUF 23	(6:13) <i>PENALTY on LAC-B.Jaimes, False Start, 4 yards, enforced at BUF 23 - No Play.</i>
3-5-BUF 27	(6:13) (Shotgun) E.Stick sacked at BUF 35 for -8 yards (T.Bernard).
4-13-BUF 35	<b>(5:30) C.Dicker 53 yard field goal is GOOD, Center-J.Harris, Holder-J.Scott.</b>

<b>BUF 21 LAC 22, 4 plays, -3 yards, 1:44 drive, 9:34 elapsed</b>
---

C.Dicker kicks 65 yards from LAC 35 to end zone, Touchback.

## Buffalo Bills at 5:26

1-10-BUF 25	(5:26) (Shotgun) J.Allen pass short middle to D.Knox to BUF 42 for 17 yards (D.James).	P13
<u>1-10-BUF 42</u>	(4:50) (Shotgun) J.Cook up the middle to BUF 45 for 3 yards (A.Johnson, N.Williams).	
2-7-BUF 45	(4:15) (Shotgun) J.Allen pass short left to S.Diggs to LAC 47 for 8 yards (A.Samuel; D.James).	P14
<u>1-10-LAC 47</u>	(3:39) J.Cook up the middle to LAC 45 for 2 yards (T.Tuipulotu).	
2-8-LAC 45	(3:01) (Shotgun) J.Allen pass incomplete deep left to S.Diggs.	



**Buffalo Bills vs Los Angeles Chargers at SoFi Stadium**

- 3-8-LAC 45 (2:56) (Shotgun) J.Allen pass short right to S.Diggs pushed ob at LAC 34 for 11 yards (E.Bassey). P15
- 1-10-LAC 34 (2:51) (Shotgun) J.Cook left end pushed ob at LAC 30 for 4 yards (J.Hawkins).
- 2-6-LAC 30 (2:45) J.Cook left tackle to LAC 28 for 2 yards (E.Kendricks).  
Timeout #2 by LAC at 02:34.
- 3-4-LAC 28 (2:34) (Shotgun) J.Allen pass short right to K.Shakir for 28 yards, TOUCHDOWN. P16  
The Replay Official reviewed the runner was not down by contact ruling, and the play was REVERSED.  
(Shotgun) J.Allen pass short right to K.Shakir to LAC 13 for 15 yards (J.Hawkins).  
Timeout #3 by LAC at 02:29.
- 1-10-LAC 13 (2:29) L.Fournette up the middle to LAC 10 for 3 yards (N.Williams).
- Two-Minute Warning
- 2-7-LAC 10 (2:00) J.Cook right guard to LAC 13 for -3 yards (A.Johnson).
- 3-10-LAC 13 (1:16) (Shotgun) J.Allen up the middle to LAC 11 for 2 yards (K.Mack; A.Johnson).  
Timeout #2 by BUF at 00:31.
- 4-8-LAC 11 **(:31) T.Bass 29 yard field goal is GOOD, Center-R.Ferguson, Holder-S.Martin.**  
*Penalty on LAC-A.Samuel, Defensive Offside, declined.*

**BUF 24 LAC 22, 13 plays, 64 yards, 4:58 drive, 14:32 elapsed**

T.Bass kicks 51 yards from BUF 35 to LAC 14. J.Kelley to LAC 30 for 16 yards (T.Matakevich; B.Spector).

**Los Angeles Chargers at 0:28, (1st play from scrimmage 0:23)**

- 1-10-LAC 30 (:23) (Shotgun) E.Stick sacked at LAC 21 for -9 yards (E.Oliver).
- 2-19-LAC 21 (:07) (No Huddle) E.Stick pass incomplete deep left to Q.Johnston (C.Benford).  
Timeout #3 by BUF at 00:01.
- 3-19-LAC 21 (:01) (Shotgun) E.Stick pass short right to J.Palmer to LAC 26 for 5 yards. Lateral to A.Ekeler to LAC 24 for -2 yards. Lateral to E.Stick to LAC 19 for -5 yards. Lateral to A.Erickson to LAC 29 for 10 yards.  
*PENALTY on LAC-A.Erickson, Illegal Forward Pass, 0 yards, enforced at LAC 29.*

**END OF QUARTER**

	Score	Time Poss	First Downs				Efficiencies	
			R	P	X	T	3 Down	4 Down
<b>Buffalo Bills</b>	<b>24</b>	<b>8:27</b>	<b>0</b>	<b>4</b>	<b>0</b>	<b>4</b>	<b>2/4</b>	<b>0/0</b>
<b>Los Angeles Chargers</b>	<b>22</b>	<b>6:33</b>	<b>0</b>	<b>3</b>	<b>0</b>	<b>3</b>	<b>0/4</b>	<b>0/0</b>

# Miscellaneous Statistics Report

Buffalo Bills vs Los Angeles Chargers  
12/23/2023 at SoFi Stadium

## Ten Longest Plays for Buffalo Bills

Yards	Qtr	Play Start	Play Description
57	2	1-10-BUF 43	(9:12) (Shotgun) J.Allen pass deep right to G.Davis for 57 yards, TOUCHDOWN.
36	3	1-10-LAC 42	(3:22) (Shotgun) J.Allen pass deep left to G.Davis ran ob at LAC 6 for 36 yards.
20	2	2-6-LAC 44	(2:40) (Shotgun) J.Allen pass short right to G.Davis to LAC 24 for 20 yards (D.James).
17	1	2-7-BUF 19	(5:48) J.Allen pass deep right to G.Davis to BUF 36 for 17 yards (M.Davis).
17	4	1-10-BUF 25	(5:26) (Shotgun) J.Allen pass short middle to D.Knox to BUF 42 for 17 yards (D.James).
16	3	3-4-BUF 42	(4:07) (Shotgun) J.Allen pass short right to K.Shakir to LAC 42 for 16 yards (D.James).
15	4	3-4-LAC 28	(2:34) (Shotgun) J.Allen pass short right to K.Shakir for 28 yards, TOUCHDOWN. The Replay Official reviewed the runner was not down by contact ruling, and the play was REVERSED. (Shotgun) J.Allen pass short right to K.Shakir to LAC 13 for 15 yards (J.Hawkins).
14	1	2-10-BUF 25	(14:37) (Shotgun) J.Allen pass short left to K.Shakir pushed ob at BUF 39 for 14 yards (A.Samuel).
11	4	3-8-LAC 45	(2:56) (Shotgun) J.Allen pass short right to S.Diggs pushed ob at LAC 34 for 11 yards (E.Bassey).
10	2	2-5-BUF 30	(13:13) J.Cook up the middle to BUF 40 for 10 yards (J.Hawkins).

## Ten Longest Plays for Los Angeles Chargers

Yards	Qtr	Play Start	Play Description
23	1	3-9-BUF 32	(8:32) (Shotgun) E.Stick pass deep middle to S.Smartt to BUF 9 for 23 yards (C.Lewis).
23	4	2-10-BUF 48	(9:11) (Shotgun) E.Stick pass deep left to A.Erickson to BUF 25 for 23 yards (C.Benford). BUF-C.Benford was injured during
21	1	2-9-LAC 24	(11:31) (Shotgun) E.Stick pass deep right to Q.Johnston to LAC 45 for 21 yards (T.Rapp).
21	3	2-2-BUF 38	(10:35) (Shotgun) E.Stick left end to BUF 17 for 21 yards (T.Rapp, L.Joseph).
19	1	3-7-LAC 48	(9:48) (Shotgun) E.Stick pass deep left to J.Palmer pushed ob at BUF 33 for 19 yards (C.Lewis, T.Rapp).
19	3	1-10-LAC 25	(14:58) (Shotgun) E.Stick pass short middle to G.Everett to LAC 29 for 4 yards (Ta.Johnson). LAC-G.Everett was injured
18	4	2-10-50	(14:17) (Shotgun) E.Stick pass deep left to J.Palmer to BUF 32 for 18 yards (T.Rapp).
15	1	1-10-BUF 27	(:04) E.Stick pass short left to G.Everett pushed ob at BUF 12 for 15 yards (R.Douglas).
14	3	1-10-LAC 44	(14:34) (Shotgun) E.Stick pass short right to A.Ekeler to BUF 42 for 14 yards (T.Rapp, J.Poyer).
12	4	2-8-LAC 38	(15:00) E.Stick pass short right to J.Guyton to 50 for 12 yards (C.Benford).

## Touchdown Scoring Information

		Offense	Defense	Special Teams
<b>VISITOR</b>	Buffalo Bills	3	0	0
<b>HOME</b>	Los Angeles Chargers	1	0	0

## Player Scoring Information

Club	Player	TD	Rush TD	Rec TD	KO TD	Punt TD	Int TD	Fum TD	Misc TD	FG	XP	2Pt Rush	2Pt Rec	Sfty	Points
BUF	J.Allen	0	2	0	0	0	0	0	0	0	0	0	0	0	12
BUF	G.Davis	0	0	1	0	0	0	0	0	0	0	0	0	0	6
BUF	T.Bass	0	0	0	0	0	0	0	0	1	3	0	0	0	6
LAC	C.Dicker	0	0	0	0	0	0	0	0	5	1	0	0	0	16
LAC	E.Stick	0	1	0	0	0	0	0	0	0	0	0	0	0	6

## Possession Detail

	First Half		Second Half		Game	
	Visitor	Home	Visitor	Home	Visitor	Home
Largest Lead	4	10	8	1	8	10
Drives Leading	0	4	4	0	4	4
Time of Possession Leading	0:00	10:45	10:01	0:00	10:01	10:45
Largest Deficit	-10	-4	-1	-8	-10	-8
Drives Trailing	4	1	1	6	5	7
Time of Possession Trailing	10:09	0:38	4:58	15:01	15:07	15:39
Times Score Tied Up		0		0		0
Lead Changes		2		2		4

# Playtime Percentage

Percent of playtime per player on offense, defense and special teams (Unofficial)

## Buffalo Bills

## Los Angeles Chargers

		Buffalo Bills			Los Angeles Chargers				
		Offense	Defense	Special Teams		Offense	Defense	Special Teams	
C McGovern	G	55 100%		4 13%	B Jaimes	G	70 100%	6 20%	
D Dawkins	T	55 100%		4 13%	J Salyer	G	70 100%	6 20%	
O Torrence	G	55 100%		4 13%	R Slater	T	70 100%	6 20%	
S Brown	T	55 100%		4 13%	T Pipkins	T	70 100%	6 20%	
J Allen	QB	55 100%			Z Johnson	G	70 100%	6 20%	
M Morse	C	55 100%			E Stick	QB	70 100%		
G Davis	WR	47 85%			J Palmer	WR	65 93%		
J Cook	RB	41 75%			Q Johnston	WR	58 83%		
T Sherfield	WR	33 60%		6 20%	G Everett	TE	49 70%		
S Diggs	WR	33 60%			A Ekeler	RB	45 64%		
K Shakir	WR	32 58%		7 23%	A Erickson	WR	37 53%	4 13%	
D Knox	TE	26 47%			S Smartt	TE	22 31%	5 17%	
D Kincaid	TE	23 42%			I Spiller	RB	17 24%		
D Edwards	G	15 27%		4 13%	J Guyton	WR	17 24%		
L Fournette	RB	10 18%		7 23%	N Vannett	TE	16 23%	1 3%	
L Murray	RB	7 13%			D Davis	WR	15 21%	9 30%	
D Harty	WR	4 7%		4 13%	J Kelley	RB	8 11%	5 17%	
Q Morris	TE	2 4%		24 80%	J McFadden	G	1 1%		
R Gilliam	FB	2 4%		24 80%	M Davis	CB		55 100%	4 13%
T Rapp	SS		70 100%	7 23%	A Gilman	SS		55 100%	4 13%
J Poyer	SS		70 100%	6 20%	A Samuel	CB		55 100%	4 13%
R Douglas	CB		69 99%		T Tuipulotu	DE		53 96%	8 27%
T Bernard	LB		67 96%	6 20%	K Mack	DE		53 96%	
T Johnson	CB		66 94%		K Murray	LB		50 91%	
C Benford	CB		65 93%		E Kendricks	LB		46 84%	
T Dodson	LB		56 80%	10 33%	J Hawkins	FS		41 75%	12 40%
E Oliver	DT		53 76%		D James	SS		41 75%	
G Rousseau	DE		52 74%	6 20%	A Johnson	DT		36 65%	4 13%
V Miller	LB		32 46%		N Williams	DT		26 47%	6 20%
T Settle	DT		30 43%	6 20%	O Ogbornia	DT		24 44%	4 13%
L Floyd	DE		28 40%		M Fox	DT		24 44%	4 13%
P Ford	DE		27 39%	6 20%	S Matlock	NT		19 35%	10 33%
S Lawson	DE		26 37%	6 20%	D Marlowe	SS		12 22%	19 63%
L Joseph	NT		24 34%		E Bassey	CB		7 13%	11 37%
C Lewis	CB		15 21%	26 87%	J Hollins	LB		6 11%	7 23%
K Jonathan	DE		7 10%	11 37%	J Taylor	CB		2 4%	20 67%
D Williams	LB		4 6%	20 67%	A Ogbongbemiga	LB			24 80%
D Jackson	CB		4 6%	9 30%	N Niemann	LB			24 80%
B Spector	LB		3 4%	20 67%	B Lynch	LB			20 67%
S Neal	CB		1 1%	26 87%	A Finley	FS			20 67%
D Hamlin	SS		1 1%	18 60%	D Henley	LB			20 67%
T Matakevich	LB			26 87%	C Dicker	K			13 43%
T Bass	K			9 30%	A Farmer	LB			12 40%
S Martin	P			8 27%	J Scott	P			10 33%
R Ferguson	LS			8 27%					

R Bates

C

4 13% J Harris  
F Sarell

LS  
T

10 33%  
6 20%



**FEATURE**  
**STORIES**

# TABLE OF CONTENTS



LOS ANGELES CHARGERS.....	3
Why Chargers' hiring of Kellen Moore is giving Brandon Staley vibes of Sean McVay.....	3
FMIA: Chargers' Pace and Space Strategy.....	6
Chargers Are Trying to Emulate This NBA Dynasty's Culture.....	7
Chargers tout Justin Herbert's Philip Rivers-like command of new offense under Kellen Moore.....	8
Brandon Staley's Search for New Heights on Offense.....	<b>Error! Bookmark not defined.</b>
Chargers hoping Kellen Moore-Justin Herbert combination will pay huge dividends.....	9
Chargers' offense under new coordinator Kellen Moore is the bomb with wide-open spaces.....	10
Maturation of Chargers defense in focus as leader Derwin James Jr. says 'We've got the pieces to do it'.....	11
From the Chargers to Bills: NFL teams are winning over Gen Z.....	12
Chargers' Brandon Staley: The math, mindset behind NFL's most aggressive coach.....	<b>Error! Bookmark not defined.</b>
'A lot of food gets thrown down': Inside the Chargers' extravagant team dinners.....	14
Business Fridays: Chargers find levity in end-of-week tradition.....	16
Inside the Chargers' defensive infusion: 'They fit the way we want to play'.....	17
Inside the Chargers' TCU brotherhood.....	19
Chargers New Facility Making 'Incredible' Progress in El Segundo.....	20
Joey Bosa and Khalil Mack get fresh chance to launch partnership.....	21
'A Think Tank of Ideas': How the 7 Former College QBs on the Bolts Coaching Staff Help Guide Justin Herbert.....	22
Marco Zucconi Earns Athletic Trainer of the Year Award.....	24
BRANDON STALEY.....	<b>Error! Bookmark not defined.</b>
How a grueling cancer battle taught Brandon Staley he can overcome Jacksonville fiasco.....	<b>Error! Bookmark not defined.</b>
FMIA: Brandon Staley Isn't Changing Who He Is.....	<b>Error! Bookmark not defined.</b>
Don't Knock This NFL Coach's Pregame Exercise Routine Until You Try It.....	<b>Error! Bookmark not defined.</b>
Chargers coach Brandon Staley fulfills a dream with trip to Wimbledon.....	<b>Error! Bookmark not defined.</b>
Chargers trade for Khalil Mack is a deviation from their norm — and hints at Brandon Staley's influence.....	<b>Error! Bookmark not defined.</b>
Staley's journey: Chargers coach's cancer battle defined him.....	<b>Error! Bookmark not defined.</b>
Unlikely interview set Brandon Staley on journey from St. Thomas to head coach of the Chargers.....	<b>Error! Bookmark not defined.</b>
Chargers' new leader a family man: 'I am from the Bruce and Linda Staley coaching tree'.....	<b>Error! Bookmark not defined.</b>
A brother's promise and the D-II season that led Brandon Staley to the Chargers.....	<b>Error! Bookmark not defined.</b>
Mom's influence inspires ex-Flyer's meteoric rise to NFL head coach.....	<b>Error! Bookmark not defined.</b>
KELLEN MOORE.....	25
What new offensive coordinator Kellen Moore sees in the Chargers run-starved offense.....	25
Chargers' offense under new coordinator Kellen Moore is the bomb with wide-open spaces.....	26
Can new Chargers OC Kellen Moore thrive after inglorious Dallas exit?.....	27
Chargers coordinator Moore taking offense through first lap through playbook.....	28
New Chargers OC Kellen Moore looks to bring explosiveness to L.A.'s offense.....	28
DERRICK ANSLEY.....	31
Chargers' Derrick Ansley has new role, but same objectives.....	31
RYAN FICKEN.....	32
Ficken Maintaining High Standard for Chargers Special Teams.....	32
Ficken Changing Culture of Bolts Special Teams Unit.....	33
KEENAN ALLEN.....	35
Keenan Allen's Road to 10,000 Yards.....	35
Chargers receiver Keenan Allen talks 'The Masked Singer' appearance.....	37
CHRIS BEATTY.....	38
Chargers assistant Chris Beatty keeps developing receivers, looking for opportunities.....	38
JOEY BOSHA.....	40
'I've been eating a ridiculous amount lately': Inside Joey Bosa's quest to bulk up.....	40

Bosa, Mack Aim to be 'Rare Tandem' in Year 2 Together .....	41
Chargers Edge Rusher Joey Bosa Put Mental Health Recovery Over Football in Offseason .....	42
MORGAN FOX .....	44
Morgan Fox Shares Excitement Over Return to Chargers .....	44
ALOHI GILMAN .....	45
Chargers' Alohi Gilman keeps same level-headed approach despite raised expectations.....	45
JOSH HARRIS.....	46
Long snapper Josh Harris makes Chargers' special teams special.....	46
DAIYAN HENLEY .....	47
Conceived in prison, Daiyan Henley was born into the dangerous world of his dad, who put him on a path to the NFL .....	47
JUSTIN HERBERT .....	49
Nothing has changed for Justin Herbert except for bank account and expectations .....	49
Justin Herbert after megadeal: 'I just get to play football now' .....	51
'A silent killer with great hair': How Justin Herbert helped turn the L.A. Chargers around .....	52
Justin Herbert Is Known for His Arm. But His Mental Game May Be Even Better. ....	55
The magic and mystery of Los Angeles Chargers quarterback Justin Herbert .....	57
Justin Herbert's misinterpreted personality becomes Chargers' gain .....	59
Chargers quarterback Justin Herbert has found his voice as a leader heading into fourth season .....	62
DERWIN JAMES JR. ....	63
Once called 'Pooh Bear,' Derwin James Jr.'s Florida legacy began with famous father .....	63
'He can do it all': Derwin James remains a rare constant for Chargers defense .....	65
QUENTIN JOHNSTON .....	66
The Inside Story of How the Chargers Drafted Quentin Johnston .....	66
Chargers rookie makes good on draft-night promise: His mom's officially retiring .....	69
How Quentin Johnston can help Chargers, Justin Herbert take the top off defenses .....	70
ZION JOHNSON.....	71
How a bus driver nudged Zion Johnson on his unlikely path to the Chargers .....	71
Zion Johnson reveals inside info on journey to become Chargers' new starting guard.....	73
SEBASTIAN JOSEPH-DAY .....	74
Sebastian Joseph-Day brings a load of experience to middle of Chargers' defense.....	74
ERIC KENDRICKS .....	75
Why LB Eric Kendricks is critical to Chargers' defensive ambitions.....	75
Eric Kendricks Ready to Embrace Leadership Role with Bolts.....	76
Chargers gush over addition of Eric Kendricks, 'one of the most complete linebackers' .....	76
KHALIL MACK .....	77
How Khalil Mack's family helped him annihilate his 'soft' reputation.....	77
How Chargers' Khalil Mack went from considering retirement to a career resurgence .....	79
Chargers Khalil Mack Paid a Tax, and Now He's Ready for a 'Special' Year .....	81
'He's the Alpha': How Khalil Mack Has Dominated a Decade in the NFL .....	83
How the Bears and Chargers became perfect trade partners for Khalil Mack .....	84
Chargers coach Brandon Staley, linebacker Khalil Mack were a dynamic duo before .....	86
KENNETH MURRAY JR. ....	88
Los Angeles Chargers' Kenneth Murray Jr. playing with heavy heart in aftermath of brother's death .....	88
CJ OKOYE .....	89
Okoye's journey: Chargers defensive lineman from Nigeria records a sack in his first football game .....	89
JOSHUA PALMER.....	90
With his friend's health on his mind, Joshua Palmer aiming for bigger Chargers role .....	90
DONALD PARHAM JR. ....	91
Chargers' Donald Parham Jr. on injury: 'A life-flashing-before-your-eyes kind of thing' .....	91
RASHAWN SLATER.....	93
Chargers left tackle Rashawn Slater feeling '100 percent'.....	93

# LOS ANGELES CHARGERS

## Why Chargers' hiring of Kellen Moore is giving Brandon Staley vibes of Sean McVay

By Daniel Popper  
The Athletic  
July 25, 2023

On quiet evenings in February, a ritual was forming inside the Chargers facility. Each night, after a day of offseason work — self-scouting, evaluating, planning — Brandon Staley and Kellen Moore would convene for one-on-one meetings.

Moore was less than a month into his new job as Chargers offensive coordinator. His wife and three kids were still in Dallas, where the family had lived for the past eight years. The full-time move to Southern California would come later. Moore had his nights free, and he spent them debriefing with his recently discovered kindred spirit. A nightcap of film for Staley and Moore was the only item on the cocktail menu.

These recap sessions were a dream for the football-obsessed coaches in the infancy of their partnership. No idea too lofty. No concept or play design off the table. The meetings were part creative expression, part bonding experience, part football history discourse.

"We were able to kind of do this problem-solving quest together," Moore said.

Moore would offer up a concept he thought might work for Justin Herbert and the Chargers' talented skill players. Staley would reply with four or five examples, when similar concepts gave his defenses fits.

Staley poured his encyclopedic knowledge of NFL defensive schematics onto Moore — structures, systems, rules and the stress points an offensive play caller can exploit.

"Guys like him love that," Staley said of Moore.

For Staley, this process marked a 180-degree role reversal. Because three years ago, Staley was catalyzing a similar exchange of ideas with Rams coach Sean McVay.

After the 2019 season, McVay had parted ways with defensive coordinator Wade Phillips, an original member of his staff. McVay and Phillips had made the Super Bowl together in 2018. The following year, the Rams finished 9-7 and missed the postseason, but Phillips' defense finished in the top 10 in multiple advanced statistical metrics.

McVay nonetheless decided to move on from Phillips. There was a level the Rams defense had not yet reached, and McVay went looking for a forward-thinking defensive mind who could push the unit there. He found that in Staley, who was hired as Rams defensive coordinator in January 2020 after a 12-hour in-person interview with McVay in Los Angeles.

The Rams finished 2020 ranked No. 1 in weighted DVOA, a Football Outsiders efficiency metric. Staley was hired as Chargers head coach weeks later.

Staley is now entering his third season with the Chargers. And as those nightly February meetings with Moore set the foundation for a 2023 season teeming with expectations, Staley could not help but compare his current situation to the 2020 offseason with McVay.

"The parallels were crazy," Staley said.

Staley fired offensive coordinator Joe Lombardi three days after the Chargers' historic playoff collapse at the Jaguars in January.

Lombardi's offense was not poor. The Chargers were tied for sixth in offensive scoring over his two seasons calling plays. But as Staley assessed where his team was and where it needed to go after the shocking defeat in Jacksonville, he came to a familiar conclusion.

"Just like Sean felt like he needed to make that change, I felt like I was in a very similar spot," Staley said during a June sit-down interview in his office. "There were a lot of good things that have happened for two years. But you knew that there was another level that you could get to."

What transpired next over a whirlwind weekend in late January led Staley, officially, to that someone — Kellen Moore.

Unknowingly, the two started laying the groundwork for the partnership as early as 2020.

One could call it luck, or destiny, or merely preparation meeting opportunity. Regardless, Staley has found what he says is a true "competitor" and "energizing" force in Moore.

How Moore performs in building this Chargers offense and elevating Herbert will, more than anything, be the deciding factor in the team's 2023 season — and Staley's future as head coach.

Staley debuted as Rams defensive coordinator on Sept. 13, 2020, at SoFi Stadium. It was the first time he called plays in an NFL game.

Standing on the other sideline calling plays for the Cowboys' offense? Kellen Moore.

Staley was familiar with Moore's career as a player and coach, admiring the former Boise State standout from afar. Moore became the winningest quarterback in college football history with 50 victories from 2008 to 2011. He went on to spend six seasons as an NFL quarterback, with the Lions and Cowboys, before joining Jason Garrett's staff as quarterbacks coach in 2018.

It was in this Rams-Cowboys game, though, that Staley started to appreciate Moore's football acumen firsthand. While preparing his Rams players for the opener, Staley had warned of the versatility of running backs Ezekiel Elliott and Tony Pollard and the potential for one of the backs to split out to receiver in certain two-back packages.

Moore took it a step further. On the Cowboys' third offensive play, Moore lined up CeeDee Lamb, then a rookie making his NFL debut, in the backfield next to quarterback Dak Prescott. Elliott was at receiver to the right side. Prescott took the snap. Lamb ran a wheel route up the left sideline. The Rams carried Lamb's route, but Elliott came open on a shallow crosser, in the space Lamb created. Prescott hit Elliott, who surged ahead for a first down.

"He's going to be a good coach," Staley remembered thinking after that play.

Staley's defense held the Cowboys to 17 points, and the Rams escaped with a three-point victory, closing the game out in a two-minute drill.

He walked away impressed.

"It definitely started that first night at SoFi," Staley said.

Moore had a similar experience. Staley, at that point in his career, was a relative mystery. Moore knew Staley had coached under Vic Fangio for three seasons, in Chicago and Denver, before taking the Rams job. But the preseason was canceled in 2020. There was no film of Staley's scheme and play-calling. Moore and the Cowboys staff had to do some guesswork to figure out what his defense would look like.

During lunch breaks in the week leading up to that game, Moore and a couple of his younger offensive coaches watched YouTube clips of Division III John Carroll's 2016 defense.

That was the last time Staley had called plays.

"There's just such an element of unknowns," Moore said.

Those unknowns transformed into respect over 60 minutes.

"He just gave you so many different looks and so many different presentations," Moore said. "Usually on the offensive side, you're trying to create this for the defense, and he's doing it in the reverse order."

Moore and Staley faced off again in Week 2 of 2021. Moore was still calling plays for Mike McCarthy's Cowboys. Staley, of course, had moved on to take the Chargers job. Moore got redemption, helping Dallas to a 20-17 victory in another tight game that came down to the wire.

"Playing against him the second time, I was like, 'He really makes it easy for his guys, but he makes it tough for you,'" Staley said. "That's what good coaches do."

The following summer, the Cowboys came to Orange County for joint practices with the Chargers ahead of the teams' preseason matchup in Los Angeles.

The respect developed during the preparation and competition through those first two games. But it is difficult to truly understand what makes another coach tick — demeanor, personality, style — without interacting up close.

The two joint practices in August 2022 afforded Moore and Staley that opportunity.

The Cowboys and Chargers coaches collaborated on scripts and practice structure. Staley brought player leaders from both teams together to emphasize the importance of clean practices.

The process added depth to the burgeoning relationship.

"The whole operation for two straight days was just phenomenal," Moore said.



Staley and Moore called plays against each other for the two days.

"He's got a great way about him — really good presence, very calm, really smart, and I really value that," Staley said. "And the ball was really good."

Staley and Moore chatted before the preseason game, and the two vowed to stay in touch during the season.

As the Chargers were battered with injuries, so were the Cowboys. Left tackle Tyron Smith suffered a significant hamstring and knee injury in practice, after the Chargers-Cowboys preseason game. Prescott missed four games with a thumb injury.

The two coaches commiserated about these harsh NFL realities over text: "Hey, love what you're doing, know how impossible it is."

The Cowboys went 4-0 with Cooper Rush starting in place of Prescott and made the playoffs at 12-5. The Chargers won four straight games in December and January to clinch a playoff spot. The texts continued through the season. Neither Staley nor Moore knew in the moment how consequential the communication would end up being.

On the night of Sunday, Jan. 29, McCarthy announced that the Cowboys and Moore had reached a "mutual decision to part ways." This came one week after the Cowboys' 19-12 loss to the 49ers in the divisional round of the playoffs and five days after Moore interviewed for the Panthers head job.

As the Cowboys entered a transition phase with their coaching staff, the Chargers were in the midst of their own shakeup in the aftermath of the Jacksonville loss. They fired Lombardi and quarterbacks coach Shane Day on Jan. 17.

The decision was painful for Staley. He and Lombardi had a longstanding relationship dating to when Staley played for Lombardi at Mercyhurst College in 2005. Day and Herbert had developed a close relationship over two years.

"You know it's impossible, but you know that you have to do it," Staley said in June. "You have to do what's right."

The day after the Chargers announced the firings, Staley identified three areas in which his offense had to improve: running game, marriage of the run and pass, and creating more explosive plays on early downs.

Over Lombardi's two seasons calling plays, the Chargers ranked sixth in expected points added per play, according to TruMedia. The unit had taken a clear step back in 2022, but injuries were an unavoidable factor. Rashawn Slater, out for the season after a torn biceps in Week 3. Keenan Allen, seven games missed with a hamstring injury. Mike Williams, high ankle sprain and fractured back. Herbert, fractured rib cartilage and torn labrum. Despite that, the Chargers made the playoffs and then built a 27-0 lead in their first postseason game since 2018.

Still, the issues Staley pinpointed were real. Lombardi's offense was too reliant on third-down performance. Over two seasons, the Chargers ranked 11th in EPA per play on first and second down, including 16th in 2022. On third and fourth down, they ranked third. The Chargers also ranked 20th in explosive-play rate on early downs; an explosive play is defined by TruMedia as any rush over 11 yards or any completion over 15 yards.

The rushing scheme never established an identity either. Part of that was some transition, as run game coordinator Frank Smith left for the Dolphins' offensive coordinator position last offseason. Part of that was offensive line injuries in 2022, particularly losing Slater. But part of that too was Lombardi's scheming and play-calling. The Chargers ranked 22nd in EPA per rush in 2022 — a sluggish overall season that was epitomized by the second half in Jacksonville, when Lombardi's offense mustered just 7 yards on seven carries while trying to protect a 27-point lead.

"We didn't ever get good at one thing last year in the run game," center Corey Linsley said in June. "We had our plays that were successful, but they were individual plays. There wasn't a scheme, and we never felt like we got in a flow."

Staley needed more — more energy, more creativity, more innovation. He needed alignment. He needed a challenger.

"It was about joining up with someone who can think the way that I do," Staley said, "and with that type of agility."

Staley and the front office dove into their offensive coordinator search. They announced five interviews, all with either direct or indirect ties to McVay: Rams passing game coordinator/QBs coach Zac Robinson, Rams senior offensive assistant Greg Olson, Vikings assistant quarterbacks coach Jerrod Johnson, Rams assistant head coach Thomas Brown and Titans tight ends coach Luke Stechel.

In the background of the search, though, there were murmurs of a potential divorce in Dallas.

Moore had been elevated to offensive coordinator in 2019 by Garrett. In January 2020, the Cowboys fired Garrett, replacing him with McCarthy. The Cowboys kept Moore as offensive coordinator and play caller, setting up an arranged marriage with McCarthy. Moore achieved considerable success over three seasons, but by the end of the 2022 season, the partnership had run its course.

The Chargers announced their final interview with Stechel on Thursday, Jan. 26. By the weekend, their focus had shifted to Moore, who at the time was still under contract with the Cowboys.

Moore did not come from the McVay-Kyle Shanahan coaching tree, which had been the focus of the Chargers search thus far. That tree — highlighted in The Athletic's recent narrative podcast, "The Playcallers" — includes several of the NFL's brightest young offensive minds, such as Packers coach Matt LaFleur, Vikings coach Kevin O'Connell and Dolphins coach Mike McDaniels, the latter two of which Staley had tried to hire as his offensive coordinator when he first got the Chargers job in 2021.

But Moore, even without a direct connection, is considered almost an unofficial part of the tree.

"It's really about how you think, not, like, did you work with them or did you learn from them?" Staley said. "Do you think like them? Do you create like them? ... There's a very specific number of people, and it's not a very long list, who are wired that way. And he may not have worked with those guys, but the amount of respect that they have for him, they see him as peers, and they don't really view people like that very often."

The Chargers put in an official request to interview Moore. The Cowboys granted permission. And by the end of the weekend, Staley was on the phone with Moore.

Staley started the conversation with all his fundamental, big-picture football tenets: team-building, culture, relationships and competition, character and capacity, situational masters.

Next, he delved into schematic philosophies: weaponizing personnel groupings, motion, playing with pace, putting maximum pressure on a defense via play-calling and personnel usage.

As Staley dove deep into his football ideology, all he heard were affirmations and agreements on the other end of the line: "Yes, yes, yes."

"There was the finishing of each other's sentences," Staley said.

"You got really, really excited," Moore said.

As that excitement crescendoed over the phone, Staley was reminded of the 12-hour interview that landed him the Rams defensive coordinator job.

"You're just building. Everything is like a build, and that's how it was with Sean and I," Staley said. "You knew that he was up for it. You just knew that he's up for all of it."

The only difference is Staley's phone call with Moore did not last 12 hours. As Staley joked, "There was a lot less competition for my services."

Moore was not lacking in opportunities when it became clear that his time in Dallas was coming to an end.

"He could have gone anywhere in the NFL," Staley said. "And when I say anywhere — anywhere."

The connection with Staley was a factor. But what offensive play caller wouldn't want the opportunity to coach Herbert, one of the most talented quarterbacks in football who is still just scratching the surface of his limitless potential?

"Justin's combination of arm talent, size and athleticism is very rare," Moore said. "Not just now, but ever."

Moore's diverse schematic background as a player and coach has allowed him to both build a system tailored to Herbert and ease the transition.

Most notably, Moore played for Lombardi in 2014 with the Lions. So when he first picked up Lombardi's playbook, he recognized pretty much all of the verbiage and concepts. No learning or adjustment period necessary.

"Everybody's saying the same stuff, but we're talking in different languages," receivers coach Chris Beatty said. "Some is Spanish, some is French, some is English. Kellen's fluent in a couple of the languages."

For Moore, the process this offseason started with bridging these two worlds. "People think change has to be a reset. No," Moore said. "Part of this transition is to make sure you don't lose all the good that's going on at a place."

"It doesn't have to be Dallas. It doesn't have to be 2022 Chargers. It can be ultimately whatever we want it to be."

What will that look like?

On a general level, it will revolve around Moore's three core philosophies: play smart, play fast, attack.

On a more specific level, Moore's passing game will be more spread out than it was under Lombardi. Varying tempos will be a staple of the offense. And Moore will encourage an aggressive mentality from Herbert, both in the structure of the system and how he calls plays on game day. Moore will also implement a simplified run scheme that has an identity rooted between the tackles.

This is the vision that resonated with Staley on that phone call in late January.

"It's like we've known each other our whole lives," Staley said. "It's like we've worked together for years. You got this instant chemistry, and you can take it really far that way."

Still, there is a reality here: No one outside of the Chargers facility really knows what a Kellen Moore offense looks like. Moore carved out a seat among the elite offensive play callers in four seasons in Dallas. But he did so under certain constraints. He was calling plays for two accomplished offensive coaches with clearly defined schematic philosophies in Garrett and McCarthy.

What else can Moore achieve when there are no limitations?

Staley is determined to give Moore that space, because it is the same space McVay afforded him in 2020.

He remembers the feeling.

"I'm going to have the latitude to go places I haven't," Staley said, "and that's going to be better for me and it's going to be better for us."

# FMIA: Chargers' Pace and Space Strategy

By Peter King  
NBC Sports  
August 28, 2023

COSTA MESA, Calif.—Scenes from the summer, as Chargers quarterback Justin Herbert adjusts to his third coordinator, Kellen Moore, in his fourth NFL season:

One. Offensive coordinator Kellen Moore and coach Brandon Staley cue up a training-camp practice play from Aug. 8 on the screen in Staley's office. First-team offense versus first-team defense. Herbert in shotgun. He has four plays in "his toolbox," as Moore calls his options here. Three pass plays, one run play, in a "check with me" call—the 10 guys on offense won't know the play till they hear Herbert's coded cadence. He sees the defense playing man. Herbert moves Austin Ekeler from sidecar right to left, and calls for one of the three passes he knows will work best against man coverage—a 15-yard "in" cut, right to left, to Keenan Allen, in single coverage. Works perfectly.

Two. Same series, a couple of snaps later. Playing fast now. Mike Williams on a deep post, and Herbert flicks the ball 43 yards in the air—so easy—and Williams catches it in stride. Touchdown.

Three. Rewind to June, to the first OTA practice with ones against ones. Moore's calls are new, the verbiage is mostly new. The specific call isn't important here—let's just say it was Gun roy left, paint right, Boise H-angle, which is a real play-call—but Moore says the call into Herbert's helmet. He starts to repeat it. There's so much new here, and he wants to be sure Herbert's got it. And Herbert waves him off, like, Got it, coach. He runs the play. Herbert never needs the call repeated.

Four. One day, Herbert looks at the script for practice. He notices something that seems off. "Did you mean 'Y' or 'F' on this play?" he asks Moore. F denotes the slot receiver (who could be a tight end or wide receiver), Y the tight end. Chagrined, Moore admits his mistake. "F.' That was a typo. You got me on that one," Moore says.

The coordinator's a football nerd. The quarterback's a football nerd.

The quarterback has one of the best arms in football. But he has one of the best brains too. He has to, to understand the "Pace and Space" concept Staley and Moore have set up for an offense that underachieved last year (13th in scoring) and must be more explosive for the Chargers to have a chance to catch Kansas City in the AFC West.

Everybody's optimistic in August.

But you look at the Chargers, and you watch this quarterback, and you think there's reason for optimism here. A lot of it.

## Pace and Space

Brandon Staley has spent time with Golden State basketball coach Steve Kerr. He admires Kerr a lot. And Staley thinks there's one significant commonality between a basketball star like Steph Curry and a quarterback. They've got a big edge when putting pressure on the defense.

Kerr explained to Staley: When a defense can get set for Curry, there's a lot of different ways the defense can take him out of the game. Then we're grinding every possession, and it's an 83-79 game. When we don't let a defense get set, we can be in a free-flowing state. We can pressure the defense. We can dictate.

When Staley and Moore started talking about this job—the Chargers dismissed offensive coordinator Joe Lombardi after last season, figuring he hadn't maximized their weaponry—they agreed on lots of things, including the pressure-the-defense-through-tempo stuff.

But that isn't to say the Chargers will be all speed, all the time. They just want to have the ability to run the offense at tempo when they want, when they think it fits either in the gameplan or to tire out a defense.

Pace and Space. Playing fast, finding holes in the defense on every play—by giving Herbert the toolbox with multiple plays in it and allowing him to make the decisions in seconds while the defense, the Chargers hope, will be on its heels a bit.

"When we talked," Staley said, "we were like, 'How can we take this concept of pace and space and like be able to run our entire offense that way?' Like, no matter what time of the game. First quarter. Second quarter. Two-minute. Whenever. Challenge the defense's ability to communicate, to substitute."

Staley never doubted Herbert's ability to process quickly, even with the newness of Moore's imported schemes. Moore had to see it, though.

"You see all the physical tools that Justin has from afar," Moore said. "Then there's the element of once you start teaming up from a football intelligence standpoint, from a big-picture standpoint, how much can he handle? That's the stuff that's blowing me away—how much volume he can handle, and how fast he masters it."

In practice, what I noticed about Herbert—the Chargers were going against the Saints on this day—is how comfortable he was, and how the entire offense looked like this was their third year under Moore, not the first summer.

"Very comfortable," Herbert said post-practice when I asked about meshing with Moore. You saw it in the huddle, at the line, and in quick confabs with Moore. Now, Herbert's the kind of coachable guy who'd make it work if the custodian were his coach. But with Moore and position coach Doug Nussmeier, Herbert looks and sounds like he's in the best place he's been in during his young pro career.

I found it interesting that when Staley went looking for a coordinator after the season, he didn't want a hired gun who'd come in with his own system and scheme and with the attitude, It's my offense, coach. Out of the way. I'll take it from here. Staley has always admired Moore.

First as an undersized and very smart player, with a 50-3 record as Boise State's quarterback. Second, as the son of a high school coach, Moore would likely be a good teacher. Moore's dad recalls Kellen, in middle school, coming to the high school football practice and drawing plays in a notebook.

Plus, Staley loved Moore's rep as a low-ego team guy—because that's exactly what the quarterback is.

When I told Herbert that the precedent-setting \$262 million contract he just signed doesn't seem to have changed him, he brightened and said, "My father will be very happy to hear that."

So now the Chargers just have to cut into that scoring gap with Super Bowl champion Kansas City atop the AFC West. 2023 points scored: KC 496, LA 391. That's a touchdown a game the Chargers have to make up.

They drafted TCU wideout Quentin Johnston in the first round to help, but Herbert will wear out Keenan Allen and Mike Williams as long as they can stay healthy.

No team in the stacked AFC West has the star-receiver depth of Allen, Williams and Johnson, with a top all-around back like Austin Ekeler. It'll be surprising if the Chargers are anywhere near 13th in scoring this year.

Two final points. Those examples I gave you up top? They say to me that Herbert's gotten better at one of the most important, and underrated, parts of playing the position. That's manipulating the defense. He knows how to use the freedom of the toolbox Moore and Staley have handed him.

But the biggest issue the Chargers may face is their conference. Look at the teams with top-flight quarterbacks in the AFC, and you understand that when the musical chairs stop, two to four strong teams will be home for the playoffs. It's asking a lot of Herbert to make the Chargers 100 points better, but that could be what he'll have to do to get this franchise to important January football again.

# Chargers Are Trying to Emulate This NBA Dynasty's Culture

By Albert Breer  
Sports Illustrated  
August 7, 2023

Chargers coach Brandon Staley had a pretty cool experience in the spring. And it affirmed something he was feeling with his team at the time.

Over the past two years, Staley, like any new head coach, looked to instill a culture and philosophy into his locker room, something that's easier to say than it is to do.

He felt like what it would take, over time, was the Chargers' best players, first and foremost, buying into what he and his staff were selling, and then for those players to also be the best people and workers in the organization.

Then, he spent some time as a fly on the wall with one of the best organizations in sports, and all of it came together for him.

Chargers coach Brandon Staley spent some time during the NBA playoffs with Warriors coach Steve Kerr and is trying to emulate their culture with his team, including star receiver Mike Williams.

"I spent some time with Steve Kerr this spring when [the Warriors] were going through the playoffs," Staley says.

"And he said the same thing about his playing career, whether he was playing at Arizona for Lute Olson or playing for Chicago and San Antonio, certainly coaching at Golden State—your best players represent your culture. In the NFL, who you pay represents your culture."

Staley and Kerr got connected through a mutual friend and have communicated over the past few years.

That led to Kerr inviting Staley to Game 3 of the Warriors' first-round series against the Kings, just a few days before the NFL draft.

Staley traveled to San Francisco and spent time as a fly on the wall, in coaching meetings and game-planning meetings, trying to soak in all he could in watching the defending champions going to work.

As luck would have it, the trip lined up with Warriors star Draymond Green's suspension, so Staley got an inside look at a proud champion under less-than-ideal circumstances.

He saw Steph Curry shine in a teammate's absence.

He saw Klay Thompson slump early but hit two crucial shots. He saw Kerr's message to his players to play with urgency, invoking the old John Wooden quote, "Be quick, but don't be in a hurry."

He left having seen a team's culture carry it through an adverse situation because, really, that culture was owned and operated by the team's best players.

And that's one reason why Staley's so encouraged now that a breakthrough is coming in Los Angeles.

"When I became the head coach, Corey Linsley, Mike Williams, Derwin James, what we did in trading for Khalil Mack, re-signing Justin Herbert, all those big contracts we've paid for, Joey Bosa, I just think you've seen the investment from the Spanoses, and it's not only the caliber of the player but the caliber of the leader," Staley says. "And I think what we have here, you keep adding these pieces as you go. So going into Year 3, you've added all these pieces, and what you see now is a lot of hard work."

"And you see these players really driving the practice field, driving the meeting room, and that's what you want. It's a team that's close. And it takes time to get close; you can't just have it happen, so we've really had to work hard for it."

Chargers coach Brandon Staley is trying to emulate the culture created by Warriors coach Steve Kerr.

Staley illustrated his point by talking about how Williams and Keenan Allen are constantly challenging the defensive players, and Bosa and Mack are doing the same for the offensive players.

"And then I just think what we did with Justin," Staley continues, "you're seeing Justin really make this his football team."

Because Staley knew it wouldn't hurt to emphasize what he saw on the weekend in San Francisco, he did pull on his Warriors connections one last time before the season started.

He asked Kerr whether he'd come out and address the team before camp.

Kerr's responsibilities coaching Team USA prevented it from happening, but Kerr sent his top assistant Chris DeMarco instead, and DeMarco drove home a message on leadership centering on the fact that Curry, Green and Thompson weren't stars out of the gate—they had to work to get there.

Which, DeMarco said, really has marked what the Warriors' culture has become, the kind that at least one NFL team would like to emulate. And Staley, for the record, does think they're getting there.

"You're seeing these players become the culture," he says, "and that's exactly what you're looking for."

Which is to say, Staley thinks he's found it.

# Chargers tout Justin Herbert's Philip Rivers-like command of new offense under Kellen Moore

By Jori Epstein  
Yahoo! Sports  
August 7, 2023

COSTA MESA, Calif. — Justin Herbert spotted a slot defender creeping up behind the five down linemen.

“Oh, oh, oh,” the Los Angeles Chargers quarterback alerted running back Austin Ekeler before the snap.

Ekeler noted the threat and confirmed to his quarterback that he'd pick up his responsibility. Then, Ekeler celebrated internally.

“Just that communication in the backfield that we used to have with Philip [Rivers] when he was like 17 years in, that I'm starting to see with Herbert right now,” Ekeler said, comparing his fourth-year quarterback to the eight-time Pro Bowler he began his career alongside. “He understands the protections now, he's seeing it, he's switching calls [and] calling plays from the line of scrimmage.

“I can start to see him really maturing into a veteran quarterback.”

The prospect of deeper awareness elevating Herbert's talent is tantalizing for the Chargers.

Herbert's success preceded his arrival at veteran status. The sixth overall selection of the 2020 NFL Draft won Offensive Rookie of the Year honors as he threw for 4,336 yards and 31 touchdowns to 10 interceptions while accounting for five more touchdowns rushing.

Herbert stayed relatively consistent in Years 2 and 3, his 97.7 passer rating in Year 2 just 0.6 below his initial mark. In his third year, despite fracturing rib cartilage in Week 2 and requiring surgery for a torn labrum in his left shoulder at season's end, Herbert still played clean if less explosive football. He threw for 4,739 yards, 25 touchdowns and 10 interceptions while registering a 93.2 passer rating.

The Chargers awarded him a five-year, \$262 million contract just before training camp in a show of faith in Herbert's ability. But Chargers brass and teammates alike tout Herbert's contributions beyond his size, strength and arm talent.

Even in new offense under coordinator Kellen Moore, Herbert's command has turned heads at camp. The quarterback is shuffling teammates at the line of scrimmage and corroborating his diagnoses with defenders after plays. Awareness is climbing. Execution, the Chargers hope, will follow.

“We try to disguise and play as much stuff as anybody in the NFL, but he has a way of undressing that now,” head coach Brandon Staley said of his defense. “When you can do that, you can really control the game. Because there's not a throw or play that he can't make on that field, but it's a lot easier to make those plays when you can completely understand and know and command and control what's happening on the other side.

“He's been able to really force our hand in a lot of ways.”

For Herbert, grasping Moore's offense doesn't look one way

Herbert's real-time problem solving generates varied responses. When his pocket collapsed during one early snap of Sunday's intrasquad scrimmage, Herbert scurried to the right and scrambled up the middle of the field for a first down.

When a later red-zone situation didn't immediately create an open defender, Herbert stayed patient in the pocket, dropping back right, exploring his left, then returning to his right where he fit a tight-window touchdown into the hands of receiver Keenan Allen.

“You talk about getting comfortable in a new system. It's that flow to where it comes naturally and you're working through reads and progressions naturally and you feel the pocket collapse, and you decide to take off and go or say, ‘I can wait just that fraction second longer to get a guy into an open window,’” quarterbacks coach Doug Nussmeier told Yahoo Sports.

“You have to allow the quarterback to have freedom in what he feels. It's like playing point guard in basketball — you can't put him in a box.

“You've got to allow the game to flow for them and I think Justin's done a really good job throughout camp of working in the flow of the offense.”

That flow, the Chargers hope, will generate more explosive plays than in recent years.

Coaches and players alike are considering the “why” behind plays, be that Moore determining the reason for a play's success and failure

Stretching the field vertically and capitalizing on Herbert's powerful arm to increase explosive plays are focuses for the Chargers this camp.

The Chargers ranked ninth in offense, 13th in scoring offense last year, scoring top-5 in each the prior season. But diversifying how they move the chains and on which downs they generate significant yardage are emphases.

Los Angeles valued how Moore spaced the field horizontally in four years coordinating the Dallas Cowboys, Moore not only setting up the pass with the run but also pressuring the defense to lighten the box due to the downfield passing threat.

In his first year with the Chargers, Moore is eager to use Herbert's arm to take full advantage of a receiving corps featuring Allen, Mike Williams, Josh Palmer and first-round rookie Quentin Johnston.

“His ability to just stretch the field, how easy it is to throw across the field, it's different,” Moore told Yahoo Sports. “His ability to make throws from the far hash and get it across the field in a very casual manner? You never get used to it.

“I mean — it's pretty when he throws it.”

And the more Herbert masters the offense mentally, the prettier the Chargers expect those throws to be.

“The biggest thing for Justin is giving him the opportunities to go downfield while still making good decisions,” Moore said. “If they're there, take them. If they're not, they're not, and we'll move on and we'll call another one.

“I think he's just taking this thing over. It's really, really exciting.”

# Chargers hoping Kellen Moore-Justin Herbert combination will pay huge dividends

By Jeff Howe  
The Athletic  
August 9, 2023

COSTA MESA, Calif. — Brandon Staley has seen this caliber of relationship once before in his coaching career.

The Los Angeles Chargers coach and his new offensive coordinator Kellen Moore have quickly developed a special rapport. It's already reminiscent of Staley's season with Los Angeles Rams coach Sean McVay.

"What we're able to do together feels very similar to what Sean and I were able to do in terms of building a team together in all phases of the game," Staley said Tuesday. "It's not all about offense. It's about defense and special teams, too. That's where Sean and I connected — being a complete coach. Kellen is a complete coach."

Moore's strong offensive background complements Staley's defensive resume, so they're able to play off one another in that respect. But Staley also noted McVay was smart enough to be a great defensive coordinator, and he viewed Moore as a similarly well-rounded coach.

Moore's expertise, of course, is still on the offensive side, as he played quarterback for the Detroit Lions and Dallas Cowboys from 2012 to 2017 before joining the Dallas staff, where he spent one year as the quarterbacks coach before a quick promotion to offensive coordinator. When Cowboys coach Mike McCarthy decided to take over play-calling duties after the 2022 season, Staley quickly moved to hire Moore.

Staley admired Moore from afar. Staley's first game as a defensive play caller in 2020 was a 20-17 win over Moore's Cowboys, and they matched up again during Staley's second game as Chargers coach in 2021, a 20-17 Dallas victory. The Chargers and Cowboys also conducted joint practices in 2022.

"You're just seeing his evolution as the coach," Staley said. "You know he's a tough cover. You know offensively he's thinking about things the right way, that he understands defenses, that he's not just randomly calling plays. He's got a plan of attack. He's setting things up. I love the way he made it simple for the quarterback. The quarterback always played fast for him."

"I knew it would be a great fit for what we built with (quarterback) Justin (Herbert) to this point and to be able to take this thing to a different level. He's been awesome. It's the way we think, the way we're trying to attack, building a football team, all the leadership and the culture we've established here. He's only going to make it better. It's been an awesome fit."

Herbert's development was a pivotal draw for all parties involved. The 2020 first-round pick, who signed a five-year, \$262.5 million contract extension last month, has the most passing yards through a player's first three seasons in league history (14,089) and has the natural talent to lead the Chargers to unprecedented organizational success.

Herbert established himself with a promising rookie season under offensive coordinator Shane Steichen and built upon that success over the past two years with Joe Lombardi. Moore, who played under Lombardi in 2015, runs a similar offense — albeit one that has evolved more over the years — so it has been a smooth, productive transition.

"I see Justin taking the practice field with a lot of confidence. His pre-snap command is outstanding," Staley said. "Let's continue to build on what (Herbert) is comfortable with, what he's done at a high level, what features our team. And then let's take the elements from Dallas and Kellen's previous experience and build it so this guy is playing fast so this isn't like Year 1 for him."

"Kellen has done a great job. That's the position he played. He knows that process. He's been around that and gone through it with (Cowboys quarterback) Dak (Prescott). He's been able to take that way of thinking and get him to play fast every day. If you get a special player like Justin playing fast, it's dangerous."

Prescott played every game in two of Moore's four seasons as offensive coordinator. They (2019 and 2021) were the only two seasons of Prescott's career in which he eclipsed 4,000 yards and 30 touchdowns, and the Cowboys led the league in yards both years.

If Herbert progresses in a similar fashion, his ceiling might be even higher.

"Justin is one of the best in this league," Moore said. "We all get to see it each and every day here. It's a lot of fun. I've really enjoyed his presence on the field. He does a phenomenal job as the commander, the leader. His understanding of football, he's got a really high football IQ, and it's been fun to see him build on that this offseason with his command of the offense and all the stuff he can do within the huddle and the line of scrimmage."

"He's got a lot of attributes that we certainly want to take advantage of. I think it's just the collaboration in building something that he is really comfortable with and he can play at a high level, play and operate really fast, play confidently. That's what this is about, going through the installation process and building it, then just making little adjustments and making sure as we're heading toward September to build this thing as we need to."

Though Herbert's development and production are major components of Moore's job, Staley was also attracted to the way Moore had used the Cowboys' skill players. Running backs Ezekiel Elliott and Tony Pollard and receivers Amari Cooper, Michael Gallup and CeeDee Lamb had 1,000-yard seasons during Moore's tenure.

The Chargers already have proven commodities on offense with wideouts Keenan Allen and Mike Williams and running back Austin Ekeler. Receiver Josh Palmer took a nice jump in his second season, and rookie first-rounder Quentin Johnston already looks like a hit.

The Chargers have been gushing over the way the skill group has looked in training camp.

"It's really fun just putting these guys in different positions and then ultimately finding where we want to build it for September," Moore said. "It's a really good blend of some veteran guys who have played a lot of ball like Mike and Keenan. Lean on their experience, and continue to try to get feedback from those guys. Josh took the big step last year. Q is coming in and (is) building his role. It's been awesome."

Of course, there's some give and take with investing in a coordinator on the rise. Moore is already on the short list of head-coaching candidates who should again hit the interview circuit after the season. And if the Chargers offense performs at an even higher level in 2023, Moore could graduate from the shortlist to the priority list.

Then again, that's exactly how it played out with Staley during his only season with the Rams.

"Certainly, we all have aspirations for that," Moore said of a head-coaching opportunity. "This has been a really fun transition because you get to see a different environment. Brandon has done an awesome job building this place. Then at the same time, this has been a fun place where you just get to dig into ball as we build the system, so there's been a lot of studying football and collaborating with a lot of people. I've really enjoyed that."

# Chargers' offense under new coordinator Kellen Moore is the bomb with wide-open spaces

By Jeff Miller  
*Los Angeles Times*  
September 5, 2023

His answers typically are straightforward — lacking gloss and glitz — a football coach sounding like a football coach. Mostly Xs with very few Oohs.

The Chargers didn't hire Kellen Moore to bring electricity to their news conferences, only their offense.

"He's a calm guy," wide receiver Keenan Allen said. "He's not tripping too much. Probably never seen him yell. I don't think he can get mad."

The qualities Moore hasn't shown at the podium or in practice are the same ones the Chargers hope spring to life for quarterback Justin Herbert and their playmakers in 2023:

Creativity. Explosiveness. Unpredictability.

"We want to be the aggressors," tight end Gerald Everett said. "We want to be one of those teams that people are afraid to play. We want to be known for putting up points and gaining a ton of yards."

Veteran center Corey Linsley called Moore "level-headed, very analytical, smart." He noted that those are all plus traits for a play caller, before adding "defensive coaches are the hot-headed ones."

Moore's job this season is to crank up the heat.

He was the offensive coordinator in Dallas the last four seasons, three of his Cowboys team finishing sixth, first and fourth in points. Dallas' performance dipped in 2020 after quarterback Dak Prescott was injured.

Now, Moore has a better trigger man in Herbert and the NFL's top touchdown producer over the last two seasons in running back Austin Ekeler.

He also has Keenan Allen, Mike Williams, Joshua Palmer, a first-round pick in Quentin Johnston and a pile of expectations, each of which is rooted in the notion that the Chargers are going to be more dynamic, not to mention dazzling.

As important as anything, Moore has a healthy Herbert. The quarterback played much of last season with damaged rib cartilage before ending the season with a shoulder in bad enough shape to require offseason surgery.

Who knows? If Herbert had avoided injury and reached his projected standards in 2022, Joe Lombardi still might be the Chargers' offensive coordinator.

Instead, coach Brandon Staley let Lombardi go and jumped on Moore as if he were the team's top free-agent target all along.

Allen, a lifetime Charger working with his fifth coordinator, confirmed that this new offense will take more deep shots based on film review of the Cowboys over the last few seasons.

"There's not a lot of times where everybody on the field is running short routes," Allen said, "versus Lombardi, where everybody's running short routes. Now, somebody has an opportunity every time."

Each snap in the passing game, as Allen explained it, will feature a chance for Herbert to flaunt his powerful right arm. The expectation is that Moore also will liberally align his receivers throughout the formation to create more opportunities through mismatches.

This is what the Chargers hope to show coming off a season during which the ailing Herbert connected with Ekeler 107 times, tied for the second most receptions by a running back in one NFL season. Christian McCaffrey is first (116) and second.

In 2023, at least some of those shorter tosses are forecast to soar farther downfield.

"You can see it," Palmer said. "You can feel it. We've got the guys to do it. We all see the explosive plays on social media that they're posting [during training camp]. That's one of the things we're going to do."

But will more chances lead to more risks and lead to more turnovers? Herbert has finished in the top 10 in interception percentage in two of his three seasons. The other season, he tied for 15th.

So he has taken care of the ball, while throwing more passes than every quarterback in the league other than the now-retired Tom Brady. Known for his intellect, Herbert is smart enough to understand turnovers can be killers.

"If they're not there, move on, and that gives us opportunities to keep going," Moore said. "Justin has done that throughout his career in such a phenomenal way."

Staley praised his quarterback as a decision-maker while explaining that the Chargers are "trying to walk that fine line" between being aggressive and being prudent.

He likened Herbert to a point guard, one who almost always makes the right play. With Herbert's ability to place and pace footballs, targeting experienced receivers with productive pasts, Staley said his offense is in secure hands.

"We don't ever want to take away Justin's instincts because I think those are what make him so special," Staley said. "With more experience is going to come more play making."

Williams laughed and quickly dismissed the suggestion that the Chargers could be in trouble if Herbert starts taking too many chances.

He instead sided with Allen, who noted that Herbert, through three seasons, hardly has become known for making "boneheaded plays."

"More interceptions?" Williams said. "Why not more catches for us? Why you got to look at it like a negative like that? You can be risky and not have the interceptions, you know."

"Besides, everybody's acting like we're going to throw the ball deep every play. An explosive offense really means catching a few shots a game. Do that and then you'll be known as an explosive offense."

The challenges for Moore aren't limited to the air. The Chargers also continue to search for a more reliable run game, one that doesn't have to do a lot but does have to do enough.

This is a franchise that has finished in the top half of NFL rushing offenses once since 2013. That happened five years ago and, even then, the Chargers ranked no better than 15 out of 32.

Ekeler never has had a 1,000-yard rushing season. Behind him, the Chargers will open 2023 with Joshua Kelley, Isaiah Spiller and undrafted rookie Elijah Dotson, hoping someone can provide consistency as a backup.

An improved ground game would make Herbert even more dangerous and unlock all of Moore's trumpeted concoctions, the coordinator with the muted public persona not a screamer but a schemer.

"He's pretty chill," Williams said. "I mean, he brings the energy. But you gotta kinda catch it, you know? It's not going to be just out front. Yeah, I'd say 'chill.' That's him."

## Maturation of Chargers defense in focus as leader Derwin James Jr. says ‘We’ve got the pieces to do it’

By Jeff Miller  
Los Angeles Times  
September 4, 2023

All eyes over the next four-plus months will be on the Chargers’ offense, where the NFL’s highest-paid player will give life to the new coordinator’s celebrated scheming.

Just don’t lose sight of the defense, which almost certainly will have a greater impact on the team’s success.

Derwin James Jr., the league’s highest-paid safety, has the situation squarely in focus, the three-time Pro Bowler insisting that this fall the Chargers — finally — will be a better defense.

And what will be the cause of such a revival?

“A bunch of grown men coming together,” James said. “We’re not kids. We’re not little boys. When a bunch of grown men make up their minds and they’re tired of something, that’s when things change.”

With Justin Herbert at quarterback, the Chargers are going to be one of the NFL’s best passing teams, regardless of who’s calling the plays or executing them.

A year ago, an injured Herbert — operating behind an injured offensive line and throwing to an injured receiving group — finished second to eventual MVP Patrick Mahomes with nearly 4,800 yards through the air.

But what secured the Chargers their AFC wild-card playoff berth was a late four-game winning streak during which the defense permitted only four touchdowns.

In the first three of those victories, the offense produced but 20, 23 and 17 points, as Herbert threw for one touchdown and had three passes intercepted.

Still, the strong regular-season finish capped a year that saw the Chargers finish 20th in yards allowed and tied for 21st in points surrendered, improvements over the previous season but hardly a leap forward.

From the outside at least, this was not the expectation when the Chargers hired Brandon Staley to be their coach in January 2021 after he coordinated the NFL’s best defense with the Rams.

But switching to a significantly different, more complex system than the one employed by predecessor Gus Bradley has required time to adjust. Staley and general manager Tom Telesco also had to rework the roster to better fit the head coach’s vision.

Staley explained that the Chargers had to “kind of engineer” their personnel to reach this point, noting particularly the need to add force up front and find cornerbacks better equipped to play man coverage.

Now, two years into the transition, the Chargers believe they have a defense capable of keeping up with their offense.

“We definitely want to be that dominating group that we all know we can be,” James said. “We’ve got the pieces to do it. We’ve got the guys to change that narrative.”

They are counting on continuity. The Chargers allowed linebacker Drue Tranquill to depart in free agency and didn’t re-sign linebacker Kyle Van Noy or slot corner Bryce Callahan.

They also weren’t going to bring back safety Nasir Adderley, who announced his retirement in March.

Otherwise, all the main pieces return, supplemented mostly by two veterans, linebacker Eric Kendricks and tackle Nick Williams, and two draft picks, edge rusher Tuli Tuipulotu and lineman Scott Matlock.

In total, the Chargers league-wise have the fourth least amount of roster turnover from last season, according to Over The Cap. And they’re only nine-tenths of a percentage point behind Cincinnati and Buffalo for having the least amount.

“I really feel we’re way more connected this year, the whole defensive unit,” lineman Sebastian Joseph-Day said. “That’s what we needed. We needed time to jell with one another.”

They also are hoping for better health. Edge rusher Joey Bosa, cornerback J.C. Jackson and linemen Austin Johnson and Otito Ogbornia all missed extended stretches last season.

And the 2023 Chargers are prepared to rely heavily on Kendricks, their biggest addition in free agency and someone with an extensive background running similar defenses.

Kendricks, 31 and entering his ninth season, will relay the signals in the huddle and be in charge of ensuring that he and his teammates are properly aligned at the snap.

“Having a guy like Eric running the defense is special,” Bosa said. “I think he’s going to facilitate the defense in a way that we haven’t had. With Derwin, it’s like having two quarterbacks on defense out there.”

Kendricks has been an All-Pro once, but that was in 2019. Still, he has topped 100 tackles in each of the last seven seasons and played at least 14 games in all but one season.

Just two years ago, Kendricks had 143 tackles and five sacks, both career bests, and intercepted two passes, one of which was thrown by Herbert.

The Chargers spent all training camp praising Kendricks as a communicator, leader and stabilizer. Those characteristics are expected to particularly help in defending the run.

That’s where the Chargers struggled most in 2022, allowing a league-worst 5.4 yards per rush. Only Detroit and Chicago gave up more yards per play overall.

“You can tell he’s been holding down defenses for a long time,” edge rusher Khalil Mack said of Kendricks. “To have that experience in the middle is going to work wonders for us, especially in the run game.”

So the Chargers defenders are convinced they’re ready to do their part this season, ready to show that new offensive coordinator Kellen Moore isn’t the only reason to anticipate more explosiveness.

Moore spent the last four years in the same role with Dallas. The Cowboys averaged 29.3 points per game over the last two seasons, tops in the NFL. During that same time, they also reached a league-best 50 points three times.

The Chargers have scored 50 or more just once since 2008. That came in Week 11 of 2017 and required the opposing quarterback — Buffalo’s Nathan Peterman — to throw five interceptions.

But also understand this much: During Moore’s time in Dallas, the Cowboys won just one playoff game. Yeah, it takes more than a good offense to succeed in this league.

“We’re chasing completeness,” Joseph-Day said. “That’s what this is all about now. We don’t want to be just a one-way team.”



# From the Chargers to Bills: NFL teams are winning over Gen Z

By Erika LeFlouria  
ESPN.com  
August 11, 2023

It's no longer a requirement to attend or watch games or don specific colors to be deemed a fan of a team. Now, fandom can come simply by following a team's account on social media. As fandom has changed, the way teams interact with fans has changed, too.

NFL social media teams across the league have made it a mission to meet fans -- and potential new ones -- where they are ... especially the younger generation.

While a 2022 study by Emory University professor Michael Lewis, found that only 23% of Generation Z -- people born from 1997-2012 -- define themselves as "avid sports fans" and 27% define themselves as "anti-sports", the NFL's success at enticing younger generations is in the numbers.

"We've seen the feedback, we've seen the engagement, that the more behind the scenes, more access, things that make you feel a part of the team -- it's our objective every day," Nilay Shah, New York Giants senior vice president of marketing and brand strategy, told ESPN.

According to the Morning Consult, about 68% of Gen Zers use the popular social media app TikTok. This usership has fared well for the NFL, with 23 teams raking in over one million followers each. Teams across the league have routinely racked up 100,000-plus views on videos no matter the time of year.

"Gen Z and Millennial social media culture, I think drives a lot of social media culture in general," Anna Stolzenburg, director of social media strategy and content at Pegula Sports and Entertainment, working with the Buffalo Bills, said. "So we have a responsibility to be attuned to that and responsive to that."

There is still a long way to go to get a majority of Gen Zers to be passionate about sports, but the NFL, with the help of TikTok, might have cracked the code on luring the newest wave of fans.

Brand recognition helps teams get views, but it's the showcasing of the players' personalities that makes them go viral.

"I think TikTok, for a lot of teams, changed the game," Los Angeles Chargers director of social media and content performance Megan Julian said.

The unique platform and loyal usership encourages teams to show an authentic look at players who once felt unavailable and untouchable to the everyday fan.

"Everyone sees them with the helmet and sees their stats and just sees you know what they're doing in between the lines, but I think [on TikTok] you get to kind of see who the players are as a person and kind of what they like and who they are," Carolina Panthers' senior social media manager Angela Denogean said.

The most popular teams pages are the ones that are the most active, have creative videos and primarily focus on showcasing the many personalities of their players (being good on the field helps, but is not essential).

"They [the fans] have a unique sense of humor. And we have to be in tune with that. And I think that's one thing that me and my team have been able to do since I've been here, is really kind of tap into that voice of the fan and communicate with them in a way that they want to be communicated with," Jacksonville Jaguars director of digital and social media Nick Birdsong said.

The Kansas City Chiefs lead the NFL's presence on the platform with 3.1 million followers and 57.5 million likes. Their 2023 Super Bowl opponent, the Philadelphia Eagles, are second with 2.3 million followers and 59.2 million likes. The Dallas Cowboys have also captured the attention of fans sporting a lofty 2 million followers and 26.4 million likes.

Some teams' TikTok accounts have the organization's largest following among all their social platforms. The Buffalo Bills have 1.9 million TikTok followers compared to 1.7 million on X, formerly known as Twitter, and the Detroit Lions' following doubles its Instagram, with 1.9 million followers compared to 997,000.

Two of the offseason's most popular videos were the Cincinnati Bengals' social team getting tackle Orlando Brown Jr. to ask players in the locker room their favorite Taylor Swift song (over 712,000 likes), and the Bills' video capturing quarterback Josh Allen failing at basketball (809,000 likes and counting).

As much as the fans love the informal social media content, the players do, too. Most of the social team's ideas are brainstormed as a group and fleshed out among the people running the accounts, but sometimes they take ideas from the players.

"They know they can always send their ideas to me. Sebastian Joseph-Day sends me ideas all the time. And I'm like, let me write this down, let me write this down," Julian said.

"We've gotten amazing buy-in from the players, like they honestly, they love it," Stolzenburg said. "And sometimes they even bring us ideas, which is amazing."

The special thing about TikTok is that its videos can be (and have been) carried over to the other popular social media apps like Facebook, Instagram and X. Social media accounts once flooded with game highlights and informative graphics now include silly videos often taken from the team's TikTok account.

TikTok's takeover can now be seen everywhere.

The creativity and diversity in content can even be seen in one of the NFL's most-hyped up offseason events: the schedule release.

"The schedule release has really just become the NFL social team's Super Bowl in a way, and I think that it's become one of the biggest pieces of content," Deanogean said.

Just ask the Tennessee Titans, whose schedule release content reigned supreme across the league -- collecting an eye-popping 29.6 million views on X. The Titans' video was reminiscent of many Q&A videos that flood TikTok's "For You" page. The Atlanta Falcons and Los Angeles Rams also turned to TikTok for inspiration.

The second most viral 2023 schedule release was a product of the Chargers studying a specific subset of the younger demographic: anime fans.

"Anime was more about reaching the anime world of the internet, right, which is a very strong presence. A lot of our players are actually big anime fans. We found that the cross section between anime fans and football is very interesting and very strong," Julian said.

The brainstorming for the video started months in advance. Every joke was planned out, every scene was hand-drawn by one of the Chargers' producers. And the success of the video can be seen in the numbers -- their schedule release video pulled in 23.4 million views on X.

Social media and the way that video content has changed the game isn't going anywhere. It's only getting bigger and better, and becoming the leading way of getting Gen Z interested in the NFL.

"I think the league and clubs have done a really good job of meeting these generations where they're at instead of trying to bring them to us," Julian said. "You don't have to be the traditional football fan, we will adapt to you because you're the next generation of fans."



## 'A lot of food gets thrown down': Inside the Chargers' extravagant team dinners

By Lindsey Thiry  
ESPN.com  
December 26, 2022

COSTA MESA, Calif. -- Situated off the Pacific Coast Highway, with an expansive view of Crystal Cove on the Newport Coast, sits Mastro's Ocean Club.

It's a see-and-be-seen spot, enriched by live music, an impeccable bar and mouth-watering menu.

Seafood platters overflow with lobster, shrimp, crab and oysters. Steaks and chops of every variety fill a plate -- including rack of lamb, porterhouse, filet and wagyu beef.

There's delectable sides of white cheddar macaroni and cheese as well as truffle gnocchi. And butter cake. Lots and lots of butter cake.

In a corner of the restaurant, a separate entrance leads to a private room, enclosed by floor-to-ceiling glass. An area where the restaurant's ambiance can be felt, but one where lively conversations can flow freely without interruption.

Welcome to Friday nights with the Los Angeles Chargers' defense, and as of late, the offense, too.

"A lot of food gets thrown down," linebacker Kyle Van Noy said. "And honestly, it's awesome to be a part of, and part of something that is each and every week."

Order what you want -- veteran edge rusher Khalil Mack is happy to pick up the bill.

"Absolutely," get whatever you want, Mack says, and the price "absolutely" does not matter.

A crowd of NFL players -- somewhere between 20 to 40 at a time -- gather at some of Newport Beach's swankiest restaurants -- Mastro's, Javier's and Nobu -- to break bread, build camaraderie and forge their way to the NFL's postseason.

"We've been trying to get out," safety Derwin James Jr. said, "build that chemistry."

With three games remaining, including a "Monday Night Football" matchup against the Indianapolis Colts (4-9) at Lucas Oil Stadium (8:15 p.m., ET, ESPN), the Chargers (8-6) are on a path to potentially ending a three-year postseason drought under second-year coach Brandon Staley.

A win on Dec. 18 over the AFC South-leading Tennessee Titans (7-7) helped catapult them into the AFC's No. 6 seed.

"Because we're connected, it has allowed us to endure all that has happened this season, because that is the only explanation," Staley said. "There's no other way to explain it. Otherwise, we would be 3-9 or worse. We believe in one another."

Prior to entering the NFL, rookie defensive back Ja'Sir Taylor, a sixth-round pick from Wake Forest, heard from friends and former teammates about what life was like in the league.

"They had dinners with their position groups and all that stuff," Taylor explained. "And in the beginning of the year, we didn't have that."

Players started talking about it, but nobody organized it. Then Mack, barely a season into his Chargers tenure after an offseason blockbuster deal sent him from Chicago to L.A., stepped up.

"He just [said], 'You guys want to go out? I'll take you out,'" Taylor said.

A ninth-year pro, Mack remembered previous teammates -- former Raiders defensive linemen Justin Tuck and Antonio Smith and Hall of Fame defensive back Charles Woodson -- who took on leadership positions and left a lasting impression.

"It wasn't just about football," Mack said. "It was a brotherhood at the end of the day, and the more you cared about each other off the field, the harder you play for each other."

Mack's presence can be felt in a room, though his voice is not often heard. He considers himself someone who would rather be about action than words -- a doer, not a talker.

"But when he speaks," defensive coordinator Renaldo Hill said, "it's powerful."

"I was literally walking [into the locker room] from the hot tub and he was like, 'Oh, we're going to Mastro's,'" linebacker Kenneth Murray Jr. said.

"And I'm like, 'What? OK,' and he was like, 'Everybody be there.' And it was amazing because everybody showed up and we all were there and I feel like that's been one of the key things that's helped bring us together."

The dinners for defensive players started in September. As of late November, offensive players wanted in too after overhearing stories in the locker room and seeing the results on the field.

"They were getting together," tight end Gerald Everett said of the defense. "And I was like, 'Man, what are we doing?'"

Some guys arrive for dinner early. Others run late -- a true test in bonding as they're forced to find and sit in any empty chair. And no matter how much time is allotted, one thing is almost certain: "It's definitely hard to leave," defensive end Morgan Fox said.

They hang out. Talk about life. Talk about ball. And laugh -- a lot.

There's Mack and Joey Bosa, who has attended despite being on injured reserve since undergoing groin surgery following Week 3. Teammates describe the duo as opposites, but say they share some similar qualities. And they make the night lively.

"[Joey] doesn't try to be funny, but half of what he says, just his demeanor and how he controls himself, it's hilarious," defensive lineman Breiden Fehoko said. "And with Khalil, Khalil is just like reserved. If he's really comfortable around you, if he's around the guys, he's a clown."

There's inside jokes. There's stories about families and kids. There's a lot of talk among football players about subjects that hardly have anything to do with football.

"Being able to communicate and talk about life - - it's always good," Van Noy said.

And then there's food. Lots and lots of food, washed down by water, strawberry lemonade and magnums of Opus One wine.

"I get the bone-in ribeye, I get crab cakes, I'll get lobster tail, the white cheddar mac and cheese, I'll get calamari for appetizer, and then I'll get a butter cake," Fehoko said.

"I'll eat a butter cake there, and then I'll take another butter cake home."

Approximate cost for his meal? \$285.

"K-Mack says, 'Get whatever you all want.' Alright," Fehoko said. "You ain't got to tell me twice."

"Load up, big fella," Mack said, smiling. "I know he's going to have to take the double-teams on Sunday, so I try to feed him good."

Linebacker Chris Rumph blushes, then breaks into a laugh when he talks about his go-to order.

"I got to get the wagyu," he said, before attempting to lower his voice. "Between me and you, it's better if I'm not paying."

Mack, who is in the midst of a six-year, \$141 million contract, peers over from a few lockers down and grins at Rumph's laughter.

Then, there's the rookies -- still occasionally starstruck that they're having dinner with players whom they used to idolize, and whom they certainly don't want to embarrass when ordering.

"I always heard that when you're out with important people, you're not supposed to get your steak well done, so I've been dialing it back," Taylor said.

"I'm doing it well done ... well plus, something like that? Medium well plus, whatever. I think whatever [James] orders, that's what I get. Medium well plus."

Mack, with the veteran move, doesn't need to worry about anyone judging his steak.

"I like the roasted chicken," he said.

And in ordering sushi? No limit.

"The question is how much can he pay for," Fehoko said. "You name it, I'm killing sushi."

"Start with some spicy tuna, spicy edamame, have to do the spicy snow crab," defensive lineman Sebastian Joseph-Day said. "This is just the beginning ... the miso cod, the okra ..."

"We probably should just go in the ocean and catch it ourselves with the amount of fish we eat," Rumph said, laughing.

The growing camaraderie didn't immediately translate to the field, as the Chargers teetered through a 5-5 start that included a lopsided 38-10 loss to the Jacksonville Jaguars and a 27-23 loss to the Seattle Seahawks. But as the Chargers make a run down the stretch, their improved chemistry is apparent.

"The closer you are to someone," said cornerback Bryce Callahan, who leads the team with three interceptions, "the easier it is to play with them."

The Bolts have won two straight, in large part thanks to their defense, which has kept them in the game long enough to allow the offense to score, despite uneven performances.

In Week 14, the Chargers frustrated Miami Dolphins quarterback Tua Tagovailoa (10-of-28 for 145 yards and a touchdown) in a 23-17 victory. It was Tagovailoa's worst completion percentage in a game in his three-year career.

"I especially feel like we were playing as a unit, we really try to make a point of going out there and playing for each other, and I feel like everybody kind of -- you can kind of sense it," Murray said. "Everybody was out there playing for one another, everybody was trying to go hard so the other man can succeed."

The following week, Titans quarterback Ryan Tannehill completed 15 of 22 passes for 165 yards against the Chargers. Safety Nasir Adderley grabbed his first interception of the season and Tannehill was sacked by four different Chargers: linebackers Van Noy, Rumph and Drue Tranquill and defensive lineman Joe Gaziano. On the Titans' first six drives of the second half, Tannehill had more sacks than completions.

"It's slowly jelled together, and you can tell whether it's a starter or a backup guy, it's going to flow the same way because we all talk and we all have those off-the-field experiences," Mack said.

After allowing an average of 25.8 points per game (ranked 30th) through the first 13 games of the season, the defense clamped down the past two weeks, allowing 15.5 (fourth).

"We've really made some good strides," Staley said. "The last two weeks, in particular, I've probably felt more energy from the group for the whole game than at any other point since I've been here."

The defense recently extended an invitation to offensive players to join dinners, while, according to several players, more veterans have stepped up to help cover the tab.

"[Justin] Herbert showed up," Joseph-Day said, smiling. "It's great. We have Justin sitting by us and we just sitting down, shooting the s---, talking about life."

"[Mack] has done a great job of getting everyone involved," Herbert said. "That's huge for us."

The running backs, wide receivers, tight ends and offensive linemen are joining in, too.

"It's immeasurable," Staley said of Mack's influence on the team. "He's the one bringing us together. I think that he is bringing out the best in everybody."

## Business Fridays: Chargers find levity in end-of-week tradition

By Lindsey Thiry  
ESPN.com  
November 11, 2022

COSTA MESA, Calif. – Los Angeles Chargers safety Derwin James Jr. jogged onto the practice field as the Sir Charles Jones end-of-the-week anthem, “Friday,” blared from the speakers.

James and the Bolts appeared to be going through the routine motions of a final practice before game day, but a quick double-take revealed something entirely unique.

Under James’ No. 3 practice jersey popped a collared shirt.

“It’s Business Friday!” James explained, smiling. “You got to come out ready for business.”

Joining James in wearing the unusual practice attire has been defensive lineman Sebastian Joseph-Day and wide receivers Keenan Allen and Mike Williams, although Williams’ time wearing a polo was short-lived.

“I didn’t like how I played [that Sunday],” Williams said. “So that was the end of that.”

“It would be hard not to notice it,” head coach Brandon Staley said, grinning, about the movement, born in Week 1 by James and Allen with an open invitation to all others wishing to join.

“It’s a little joke being about our business, taking care of the little things and staying focused,” said Joseph-Day, a team captain along with James and six others. “But also bringing some fun to it.”

The Chargers are 5-3 and on pace to earn their second playoff berth in nine seasons as they prepare for a matchup against the 4-4 San Francisco 49ers at Levi’s Stadium on “Sunday Night Football” (NBC, 8:20 p.m. ET).

Business Friday has helped translate to some Sunday success, but perhaps more than anything, it’s provided some levity through what has already been a nine-week rollercoaster, and into what can feel like a long 18-week -- and potentially longer -- season.

“You got to find those celebrations, whether it’s dressing up or something without having to play the game of football that you got to find time to have fun because it’s hard, it’s long,” said James, who became the NFL’s highest-paid safety over the offseason by signing a four-year, \$76.5 million extension. “You lose guys throughout the season with injuries and stuff, so you just got to have ways to have fun.”

The Chargers have suffered an inordinate number of injuries, placing starting edge rusher Joey Bosa, cornerback J.C. Jackson, and left tackle Rashawn Slater on injured reserve. Defensive lineman Austin Johnson is expected to also join the IR list after suffering a season-ending knee injury last Sunday. Several other players, including Allen, Williams, and kicker Dustin Hopkins have or will miss multiple games due to injury.

None of which has helped the Bolts find much-needed consistency on the field.

The offense has flashed but otherwise has been unable to repeat the success it found in 2021. Despite a recent burst of touchdowns from running back Austin Ekeler, who has scored a league-leading 10 touchdowns over the last five games, the offense ranks 18th overall in efficiency and is averaging 22.75 points per game (ranks 11th).

Quarterback Justin Herbert, playing through fractured rib cartilage since the end of a Week 2 loss to the Kansas City Chiefs, has passed for 13 touchdowns (t-ninth) with five interceptions (t-13th).

The defense, despite adding Joseph-Day and edge rusher Khalil Mack over the offseason, has underwhelmed and ranks 22nd in efficiency, while allowing 25.75 points per game and a league-worst 5.71 yards per carry.

Nevertheless, the Bolts still find themselves in position to earn a wild-card playoff spot.

“After seven games you get a real accurate picture of the fight in your football team and then you’ve had to experience all these things that most people experience in a full season,” Staley said after a 20-17 win over the Atlanta Falcons in Week 9 that required a game-winning field goal from rookie kicker Cameron Dicker.

“We haven’t performed to our capacity yet, that’s an exciting thing because we know what is in front of us and we know what we have had to absorb and now we know where we need to go and how to get there.”

Part of that journey is developing camaraderie and chemistry with teammates.

“When your guys are doing things like that, that means they like each other,” Staley said. “We’re going to need all of that, the brotherhood and our culture coming to life to play winning football down the stretch here.”  
Though for some, business attire during practice doesn’t seem to be the way to go.

“I don’t know why they do that s---,” said Mack, a perplexed look on the ninth-year pro’s face.

When asked whether he’s seen – and would consider joining – the movement, it seemed a step too far for the often-serious Herbert.

“I would probably just say that I’m doing my best to go out and take care of business on Friday. Maybe that is something we can address later, but not as of now,” he said.

But for James, Joseph-Day and Allen, they intend to move forward with “Business Friday” in full effect.

“People always laugh when they see me in it,” Joseph-Day said. “It’s just a lighthearted mindset even though you know you’re serious because it’s a serious thing.”

“I’m going to continue to do it. I don’t care who does it,” said James, noting that polos are available via the equipment staff. “I feel like I’ve been playing fine doing it, so just keep doing it.”

## Inside the Chargers' defensive infusion: 'They fit the way we want to play'

By Jeff Howe  
The Athletic  
March 25, 2022

J.C. Jackson's eyes opened wide with a smile to match.

The seafood tower dominated the middle of the table at Mastro's Ocean Club in Newport Beach, Calif., with steak, lobster, shrimp and wine passed around throughout the night. Jackson, who had just finalized his five-year, \$82.5 million contract with the Chargers, was sitting next to head coach Brandon Staley. Several Chargers assistants and members of Jackson's camp attended the welcome dinner at the high-end chop house on the Pacific coast.

Staley conversed with Jackson as though they had known each other for years rather than days. For Jackson, undrafted in 2018, the night was a celebration of how far he'd come in his career and a glimpse into a promising future in Los Angeles. For the Chargers, the night represented a significant swing in free agency, as they loaded up on defense to balance their offensively gifted roster.

"Our goal this offseason was to build a complete team, a deep team," Staley told The Athletic. "And I think we're off to a good start."

After keeping wide receiver Mike Williams on a three-year, \$60 million contract, the Chargers got to work on a defense that allowed the fourth-most points in the NFL in 2021. They were 9-8 and eliminated from playoff contention during a 35-32 overtime loss to the Raiders on the final night of the regular season. It was a squandered opportunity — losing three of their final four games and surrendering an average of 36.7 points in those defeats — in star quarterback Justin Herbert's second season.

So the defensive-minded Staley and his staff aligned with general manager Tom Telesco and key front office members, including executive vice president of football administration Ed McGuire, to pinpoint a list of players who would make an impact on defense and fit with their culture.

"The list isn't very long," Staley said.

They started with edge rusher Khalil Mack. The Chargers recognized his high cap number for the rebuilding Bears, who overhauled their leadership structure this offseason by hiring general manager Ryan Poles and head coach Matt Eberflus, and the organization might be willing to move him.

Staley, who was the Bears' outside linebackers coach from 2017-18, has long had an affinity for the former Defensive Player of the Year. Mack held out for the entire 2018 offseason and training camp with the Raiders until the Bears jumped into the mix and acquired him in a trade package that included two first-round draft picks.

Mack immediately validated the Bears' faith.

"You trade for him (in 2018) and sign him to the richest contract of any defensive player in the National Football League," Staley said. "Then he had no offseason — no spring, no training camp. So everyone is waiting to see if this guy is in shape, has he been working? His first rep, I'll never forget it. In a one-on-one against (tackle) Bobby Massie, what that looked like with all the eyes on him, what everyone witnessed at that moment, you're like, 'Oh man, this is going to be different.' Just that explosion — what that looked like, what that felt like. You're looking at one of the elite players in the game. Just a rare player.

"You knew the ability. What expressed itself quickly was just how hard he works. In between drills, when the defense would go out against the scout-team offense, Khalil Mack would sprint to the football off the sideline. He would sprint there. Pretty soon, you've got (defensive tackle) Akiem Hicks sprinting there at 335 pounds. You've got (linebacker) Roquan Smith chasing him. And (cornerback) Kyle Fuller. It became like a game of who is going to get there first. What he did from a practice standpoint, he doesn't talk. What Khalil does is he plays, he performs, he competes. He doesn't need to say anything. He gets it done. There was no better evidence of a prime-time player than what that guy did for us in 2018. Just one of the rare players in the league."

Telesco called Poles and set the parameters for a potential trade. And on March 10, within a day of that initial conversation, the teams agreed to a deal. The Chargers got Mack for a 2022 second-round pick and a 2023 sixth-rounder.

With Mack on board, it'll be a lot more of a challenge for opponents to account for Joey Bosa and his 58 career sacks on the opposite edge. But beyond that, Staley was also excited about the way the Chargers could enhance their culture.

"That's someone who is going to make (safety) Derwin James better," Staley said. "Derwin James gives so much to our team. Well, who is giving Derwin James that in return on defense? Who is filling him up? We need to give him weapons so we can get even more out of him. This is a way to do it. Khalil Mack is a culture-changing player."

The Chargers were also focused on Jackson, who was widely viewed as the top cornerback in free agency. To feel comfortable with the requisite payday, the Chargers studied cornerbacks Jalen Ramsey, Marshon Lattimore, Marlon Humphrey, Tre'Davious White and Xavier Howard — five of the league's best corners — to evaluate how Jackson compared.

They were comfortable with the film work, notably his NFL-best 25 interceptions over the past four years. They were also impressed by his durability, as Jackson hasn't missed a game due to injury in four years (three healthy scratches in 2018). And because the Chargers place an emphasis on signing players with a championship pedigree, they appreciated Jackson's time with the Patriots, who won the Super Bowl during his rookie season.

There was also the James influence. The pair were teammates on a seven-on-seven team in high school in Florida, and James went all in to recruit Jackson to the Chargers when they linked up at the Pro Bowl in February.

James tried to sell Jackson on the team culture, the staff, their young talent, the new facilities, the California lifestyle. Everything, really. James was such an integral piece to the process that Jackson left the Pro Bowl already intrigued about the possibility of moving across the country.

His heart remained in Foxboro, though. Jackson wanted to stay with the Patriots, but the negotiations made very little progress. When the Patriots declined to use the franchise tag on Jackson, his departure from New England was a near certainty. The Patriots told Jackson to return to the negotiating table if his market didn't unfold as expected.

It did. McGuire called Jackson's camp on March 14 as soon as the negotiating window opened and expressed the Chargers' seriousness in signing the cornerback. They were among six teams that showed a decent level of interest, including three that were serious suitors. He had a few competitive offers in the same range as the Chargers' proposal, according to a source.

The Chargers' push was too strong to pass up. Jackson's deal was the fourth-highest among cornerbacks in total dollars, sixth in average annual value and third in fully guaranteed money.

"I felt like he'd be an outstanding fit for us and would provide us the type of impact player at an impact position," Staley said. "What was great about the deal, it was a good deal for both sides in terms of where he was able to exist in the marketplace and for us to be able to attack the rest of free agency. We're just really excited about him and his future and how he fits for us."

The Chargers, who ranked 30th against the run last season, also added defensive tackles Sebastian Joseph-Day (three years, \$24 million) and Austin Johnson (two years, \$14 million). Staley had history with Joseph-Day during their year together with the Rams, and those additions should help the Chargers' personnel transition into Staley's system.

"They fit the way we want to play. There was a pretty big system transition," said Staley, who took over as the Chargers head coach in 2021. "They really allow us to play the way we want to play. To pair Khalil with Joey on the edge of your defense, that's really going to help your run defense in a big way. I can't state this enough. Khalil Mack is one of the complete players in the league. This guy is not just a rusher. Why he's one of the top players in the NFL is because he's a complete player."

The improved front should create more turnover opportunities for James, Jackson and cornerback Asante Samuel Jr. Likewise, the playmakers on the back end should aid the rushers. If Herbert and the highly skilled offense continue to thrive, it'll put more pressure on opponents to play out of their comfort zone, thereby marrying it all together.

And again, Staley kept harping on the chemistry, rooted in advice he once received from longtime defensive coach Ed Donatell.

“You’re not just putting together a collection of pieces,” Staley said. “These players are people, and they’re competitors. You want to make sure when you onboard people into your locker room that they fit with who is already in your locker room. (Donatelli) told me one time, and I think it’s amazing wisdom, when you go sign a guy or trade for a guy, your locker room better know why they’re there, and it shouldn’t take them forever to know why and to see why. That’s always stayed with me.”

There’s one more aspect that shouldn’t be overlooked. Of course, the Chargers want to maximize their opportunity while Herbert is playing on his rookie contract. And looking into the future, he’ll be eligible for an extension during the 2023 offseason, though he is under the Chargers’ control through his fifth-year option in 2024.

It’s becoming an increasingly attractive place to play, and the Chargers want to ensure it’s a place where Herbert will want to stay.

“We’re going to be locked in every single year to be as good as we can be for our football team and for our fans,” Staley said. “But what we’re not going to do is mortgage our future to make that happen. We’ve been tactical so we can support Justin throughout his entire career, not just the beginning of his career. What we want to make sure we do is we have the assets, the capital to build around him for years to come. That’s been our pledge to him and all of our players. We’re trying to take advantage of the circumstance that we’re in now, and I think we’re being tactical in that approach. I think what it says to him is we’re going to compete to the best of our abilities.”

This month, that approach was highlighted by a defensive overhaul.

“We had a really good game plan going into this offseason,” Staley said. “I think we’ve executed it extremely well.”

## Inside the Chargers' TCU brotherhood

By Kris Rhim  
ESPN.com  
October 16, 2023

It was the day before the Chargers' first regular-season practice, and Max Duggan didn't have a place to stay.

The rookie seventh-round pick's apartment wouldn't be ready for him to move in until the following day, so instead of booking a hotel, Duggan reached out to receiver Derius Davis, the Chargers' fourth-round pick. Duggan and Davis were TCU teammates who played in the national title game a few months earlier, and Duggan was hoping he could stay with his friend for the night.

Davis obliged, but there was another issue: He had no furniture. Davis had an air mattress, so Duggan bought his own, and the two friends and teammates since 2018 had a sleepover.

It was prescient of what the offseason would become for Duggan, Davis and receiver Quentin Johnston, the team's first-round pick. The trio spent three seasons together at TCU before being drafted by the Chargers in April, marking the first time a team drafted a quarterback and multiple skill position players from the same school in a single draft.

The first hurdle was for all three to make it onto the 53-man roster, which was far from a guarantee for Davis and Duggan, but Davis made the active roster, and Duggan is on the practice squad.

Ahead of the team's "Monday Night Football" matchup against the Dallas Cowboys (8:20 p.m. ET, ABC/ESPN), Johnston and Davis have been thrust into more prominent roles on a team hampered by injuries but hoping to contend in the AFC.

The trio relies on each other to ensure they are ready.

"It don't usually work out like this, so it was really a blessing," Johnston told ESPN. "We came in not really knowing anybody, but we had each other. We already had a tight bond, we already had chemistry, so it's been big for us."

Duggan, Johnston and Davis led the school to its first National Championship game in their final season at TCU. The season began with muted expectations for the Horned Frogs, which had a new coaching staff and was returning from a five-win season.

Duggan evolved into one of the best players in college football, throwing for 3,698 passing yards and 41 total touchdowns. He won the Davey O'Brien Award, given to college football's best quarterback, and was a Heisman trophy finalist.

Johnston, a semifinalist for the Biletnikoff award -- given to college football's top receiver -- was Duggan's favorite target. Perhaps Johnston's best game came in TCU's college football semifinal victory over Michigan, when he caught six passes for 163 yards and a touchdown.

It was a game that stood out to TCU coach Sonny Dykes, who said in a recent interview that it reflected how Duggan and Johnston seemed to play their best in the most important moments.

Dykes pointed to a play in the fourth quarter when Duggan had Michigan defenders rushing towards him, but he completed a pass to Johnston, who sprinted past the defense for a 76-yard touchdown.

Then there was Davis, who did much of his damage as a returner. When the offense was stalling, Davis was there to bail them out, Dykes said. From Davis' 82-yard punt return score against Texas Tech in the first quarter that led to a blowout win to a 60-yard return against Colorado in the second quarter to give TCU its first points, he consistently made impact plays.

"Those guys just had an ability to raise their level of play when they had to win," Dykes said. "In critical situations, they all had a great sense of timing, they just had confidence to say, 'OK, look, we need a play right now. I'm going to be the guy that makes it.' And that was huge for our football team."

But in the NFL, their status quickly changed. Duggan went from superstar to fighting for a roster spot. Johnston and Davis were buried behind an experienced receiver depth chart that includes Keenan Allen and Mike Williams, two of the league's best at the position, and Joshua Palmer, who had 72 catches last season.

They navigated their new roles together. Throughout training camp, their group chat lit up frequently. Most often, it was Johnston and Davis asking Duggan for a look ahead at the offensive script for the week (a list of plays and assignments that quarterbacks often get before the rest of the offense).

"First part of camp, we were texting like every night, like 'Hey, what we got on this, Max?' and he'll help us out," Johnston said. "Sometimes it'd be late. I'm like, 'Hey Max, I need that script before I go to sleep,' so it's just this little stuff like that. It makes me even more grateful having those guys here."

As training camp and the preseason began, Davis appeared to have the smoothest adjustment. He starred in the Chargers' first preseason game, scoring on an 81-yard punt return and catching two passes. Meanwhile, Johnston's play fluctuated, with two drops in the opening game, a concern evaluators had with him coming out of college, but he scored a touchdown. Duggan, meanwhile, played limited time, throwing for just 32 yards, and was sacked three times.

Through it all, they helped each other in the group chat and sometimes during games with talks on the sidelines.

They sometimes drove together to hotels ahead of games, and Davis and Johnston, who live a few minutes from each other, often go to the Mexican restaurant Javier's in their neighborhood.

"It's been awesome," Duggan said.

"I mean, we had a good relationship when we were all at school together. You have familiar faces, which I think makes it easier. So it's fun to be a part of this with those guys."

He hasn't been active on a game day this year, but Duggan often serves as somewhat of a coach for Johnston, who comes to Duggan with questions. Duggan often comes to Johnston with suggestions in between plays. In the Week 4 game against the Las Vegas Raiders, for example, Johnston ran a crossing route but didn't execute it in the way he was hoping, so he talked to Duggan.

Johnston is under the most pressure of the group. He was the second receiver taken in the draft, but hasn't produced to the level of the other three first-round receivers taken around him, and other rookie receivers such as Los Angeles Rams' Puka Nacua, who was selected in the fifth round.

Johnston has acknowledged some of that pressure, and his college quarterback is often there to help.

"I didn't get a good look at the defense. I had my head down and was running, and he was just telling me how the safeties were switching and telling me how I should run the next one," Johnston said. "Or he'll sometimes come over to me like, 'This is what I see.' It's just all around helpful, and it still feels like we're in college sometimes when we're talking."

The Chargers' injury list runs long and is populated with some of their best players, including receiver Mike Williams.

That has created opportunities for Johnston and Davis.

Against the Raiders, both played their most offensive snaps all season, with Johnston at 32 and Davis at 12. Davis had a rush of 51 yards on the opening drive, the second-longest by a non-running back in team history, and Johnston caught his longest reception of the season on an 18-yard catch in the second quarter.

"It's taken some time but I'm starting to get it," Johnston said of the NFL transition, noting that his time sitting behind the Chargers' more experienced receivers has aided his adjustment.

The trio doesn't have a name yet, though some have deemed the Chargers the Los Angeles Horned Frogs. The team has selected five players from TCU since 2000, the most of any team over that span, most notably running back LaDainian Tomlinson, who leads the franchise in rushing yards and touchdowns.

The closest they have to a moniker is a play the Chargers installed before during Week 4 called "TCU 12," where Johnston and Davis are on the field together.

Either way, they say they don't have much interest in finding a nickname for their group, so their group chat will likely remain nameless.

For now, they are 20-something-year-olds still trying to navigate the NFL -- and apartment move-ins.

"We're always gonna lean on each other," Davis said. "You know, if it's ever getting too hard for us or something, we just come to each other and lean on each other. It just has made the transition way easier."



# Chargers New Facility Making 'Incredible' Progress in El Segundo

By Eric Smith  
Chargers.com  
May 18, 2023

It was only a year ago that the Chargers new practice facility was simply a few mounds of dirt.

Fast forward to Thursday, and the Bolts vision is clearly coming to life in El Segundo.

"It was literally a year today that we had the groundbreaking," said Fred Maas, the Chargers Chief of Staff & Counsel. "I've been in the development business for most of my adult life, over 30 years, and it never ceases to amaze me how much can be done in a year. This really represents that.

"It really is incredible. I was here two weeks ago and you could see the noticeable change," Maas added. "Once the drywall goes up, things happen fast. They've just done a great job ... I've been very impressed."

Abraham Garcia, the Chargers Director of Project Management, also marveled at the change over the past 365 days.

"There's a building now," Garcia said with a laugh. "At the groundbreaking, we all saw just mounds of dirt. We had just started to move some dirt around and grade the site back then.

"Now, the building's exterior has gone up — all the frame, all the concrete, the structural members — everything is up," Garcia added. "Now we're just filling in the gaps with walls and beams and everything else. A lot of progress has been made."

The Chargers held a media tour of the new facility Thursday morning, taking reporters and news cameras on a 30-minute trip through multiple spaces of the nearly 150,000-square foot building that was designed by Gensler Sports.

The biggest takeaway? Chargers players are at the heart of the design and layout.

An expansive locker room (with a lounge) sits adjacent to updated equipment, training and weight rooms, giving players all they need in one central location. The building, which sits on 14 acres, also features three natural grass practice fields.

And when it comes time to take a break, there's a relaxation pool with a grill and patio area in the players' outdoor courtyard.

"We've got an incredible group of men here who represent this team and have made sacrifices obviously in the temporary facility we've been in now," Maas said. "It was the goal of the Spanos family and the leadership here to create an environment that was second-to-none in the league.

"I think we got that kind of individuals, and this is the kind of place they deserve," Maas added.

The tour also included glimpses of the auditorium, position rooms, a lounge for coaches, an indoor/outdoor dining area (complete with a coffee bar) and the media center.

Renderings show a modern and vibrant vibe that emulates from any aspect of the building.

"It's really intended, and hopefully you can see through the imagery, to be emblematic of our brand," Maas said. "Really be something that's serious about football, serious about winning football, but also something that's fun, that really reaches out and speaks to our broader audience how they can be incorporated here.

"Hopefully this will articulate who we are as a team," Maas added.

The exterior of the entire building takes the shape of a Bolt, which Maas said was a natural choice for architecture and branding when designing the facility.

"As you go outside, the Bolt really was the inspiration for what we can do," Maas said. "And how do we take some of the exciting things around that imagery and integrate it into the building in a way that fit and didn't look hokey, but genuine to what our brand was.

"I think Gensler ... did a brilliant job of integrating it throughout the building," Maas added.

The Bolts new facility will be just miles from both SoFi Stadium and Los Angeles International Airport. And the Chargers will soon share a city with other professional Los Angeles-based sports teams, as the Kings, Lakers and Sparks all have their practice facilities nearby.

"We had our hearts set on the South Bay when we started this process five years ago," Maas said. "We always thought this was just an important focal point. We had saw a burgeoning fanbase here and it had so many positive elements — from the proximity to SoFi, proximity to LAX, and all the teams that are here and the synergies of the other teams that we had on the South Bay. It was just an exciting opportunity to kind of blossomed and came to life a couple of years ago.

"They've been great neighbors, great friends, they've participated in the process, they've reached out, they've been collaborative," Maas added about the nearby teams. "I couldn't ask for a better group of teams or people to be associated and be close to so it's been great. And [the city of] El Segundo, I can't say enough good things about them. They've just been terrific to work with."

Garcia said as many as 250 construction workers have helped on the project, and that the facility currently has more than 150 workers.

As far as the future timeline, Maas said the Chargers will integrate into the building next spring.

"Hopefully the plan is that we have the draft here next year and then move in later in the spring or the summer," Maas said. "But we'll have training camp here in 2024."

When the Bolts do move into their new digs, it will surely be one-of-a-kind.

"We want to have a building that doesn't look like anything else throughout the city," Garcia said. "We want people to know when they see it from PCH [Pacific Coast Highway] or they come up to the building that they know it's the Chargers building.

"If you compare this to any typical office building, it doesn't look like anything in the rest of the city," Garcia said. "This is a statement piece that says, 'We're here and this is our home.'"

# Joey Bosa and Khalil Mack get fresh chance to launch partnership

By Lindsey Thiry  
ESPN.com  
May 26, 2023

COSTA MESA, Calif. – A grin grew across the face of Joey Bosa.

What made the Los Angeles Chargers outside linebacker attend voluntary organized team activities?

“I mean, the coaches telling me,” Bosa said with a chuckle. “So, yeah, it’s no problem.”

As he prepares for his eighth NFL season, Bosa would otherwise be in Florida, training with his younger brother, San Francisco 49er and defending NFL Defensive Player of the Year Nick Bosa.

“For Joey to be here, I think that it shows all of these young players what it takes to be successful,” coach Brandon Staley said, “that you have to be here with your team to improve.”

Consider it a bonus that Bosa’s attendance will allow additional time to further develop with veteran counterpart Khalil Mack.

“It’s always good when you have Joey B out there,” Mack said. “A lot of knowledge. A good friend, a good dude to have around in the locker room and the meeting room.”

Bosa and Mack, along with safety Derwin James Jr., headline a group that returns eight of 11 starters from a 10-7 squad that made their first playoff appearance in four years. The Chargers also are expecting the return of cornerback J.C. Jackson, who is continuing to recover from season-ending knee surgery, and welcome veteran linebacker Eric Kendricks, who signed a two-year, \$13.25 million deal in free agency.

But the attention remains on Bosa and Mack. Two premium pass rushers who have another rare opportunity to line up together, and who will be depended on to perform if the Chargers want to improve on a 2022 run that ended in a brutal 31-30 loss to the Jacksonville Jaguars in a wild card playoff game.

“That’s one of the things that we talked about when we got on the plane,” Mack said of last season’s finale in Jacksonville. “We were like, ‘Man, just give me one more.’ That’s what we’re looking forward to.”

Expectations for the Bosa-Mack duo were sky high in 2022 after the Chargers acquired Mack in a blockbuster trade with the Chicago Bears. However, their partnership never grew out of its infancy after Bosa suffered a groin injury in a Week 3 loss to the Jaguars and spent 12 weeks on injured reserve.

This season the pair get another chance to prove that those expectations were not out of reach and that – despite being a year older – they can establish themselves among the best pass-rushing duos in the NFL.

It’s rare that you can find two players of that caliber that you can get together,” Staley said. “Our goal is for those two to get to play together.”

Despite a late-season surge, the Chargers’ defense in 2022 ranked 21st in the NFL, allowing an average of 22.6 points. In six games together, including a playoff matchup, Bosa and Mack combined for 7.5 sacks.

“Not even close,” Mack said about whether he and Bosa displayed their potential in 2022. “Just can’t wait to get out there with this guy. Not talk too much but get to work.”

Bosa, who turns 28 in July, insisted that this offseason felt different than any previous after he underwent in-season surgery to repair his groin, a source of chronic pain.

“I was talking a lot last year about how it was the best I’ve felt,” Bosa said. “It was true at the time, but I think I got used to a lot of the chronic pain that I was in, so it was hard to judge where I really was. Kind of getting back to work this year, it’s been fun to put up some times running and stuff. We’re getting back to the old me or whatever you want to say.”

In 2021, Bosa posted 10.5 sacks, forced seven fumbles and had 20 quarterback hits.

Now a year into his move to Los Angeles, Mack, 32, has proven more comfortable in his surroundings, even sitting courtside to watch LeBron James and the Lakers’ playoff run. The 10th-year pro has established a routine, which includes Pilates and stops at his favorite food spots.

“It feels very good not to have to figure all of that out,” Mack said. “It matters... Getting in that routine of knowing what to do and where I am going to be and what I am going to do throughout the week, it’s much-needed.”

Mack, similar to Bosa, also said that physically he’s feeling “pretty good,” a difference in what he felt a year ago as he worked to return from in-season foot surgery.

“Being able to get into it and get into a regimen faster and run and do all of the things that I would normally do during the offseason, it feels great,” Mack said.

And, in Bosa’s fashion of brutal honesty, he admitted something else. It wasn’t only at the coaches’ urging that he attended voluntary workouts. He likes being with Mack, too.

“Khalil and I, off the field, I think we’ve grown close just in the short amount of time that we’ve been together. I’m excited to keep it going,” Bosa said. “I’d say he’s definitely part of the reason that I came out early. I feel obligated to do my stuff when I have him watching me, have him counting on me. It’s nice to have that.”

# 'A Think Tank of Ideas': How the 7 Former College QBs on the Bolts Coaching Staff Help Guide Justin Herbert

By Eric Smith  
Chargers.com  
August 7, 2023

In the days after Kellen Moore was hired in late January, the Chargers Offensive Coordinator set out to learn and evaluate the dozens of new faces on the Bolts roster.

And he began building relationships with the 20 or so fellow coaches on Brandon Staley's staff.

Players were away from the building, so Moore spent his time popping in and out of offices and meeting rooms on the second floor of Hoag Performance Center.

Moore soon had a realization: There are a lot of former quarterbacks on the coaching staff.

"I quickly became aware of it," Moore said with a smile. "Brandon has talked a lot about it in the sense that when he was with the Rams up there, they had a lot of quarterbacks on their staff.

"He kind of half-joked when I came here," Moore recalled. "He said, 'We like quarterbacks.' They like people who see it from that perspective, and we've certainly got a lot in here. It's been fun."

Moore is one of seven coaches on the Chargers staff who played quarterback in college. Not all of them played on the Division I stage, but they were all good enough to play some level after high school.

Staley, one of the seven in the group, smiled wide when asked if having so many former college quarterbacks on staff was by design.

"I don't think it's a coincidence," said Staley, who played at Dayton and Mercyhurst College. "It was the same way when I was with the Rams [in 2020], there were a bunch of quarterbacks [on staff]. I think that position is just naturally attracted to coaching.

"Some of the best coaches I know are former quarterbacks, and I just think it's about the way you think, the level of football you've been exposed to," Staley continued. "When you play that position, you're responsible for all 22 [players] on the field.

"It's one of the few positions like that in all of sports, and it naturally leads guys to want to coach," Staley added. "I love having that around our team because it multiplies the impact of that position."

If you're looking for the place where those former college signal callers often congregate, look no further than, duh, the Chargers quarterback room.

Moore is in there, of course. He was a bonafide sensation at Boise State from 2008 to 2011 and helped vault the Broncos on the national stage by going 50-3 over four seasons, becoming the first quarterback in FBS history to win 50 games in his career.

Chargers quarterbacks coach Doug Nussmeier leads the room, too. He starred at Idaho and won the 1993 Walter Payton Award, which is the FCS version of the Heisman Trophy.

Tom Arth, the Chargers Passing Game Specialist, is also a familiar figure in the room, as is Chandler Whitmer, an Offensive Quality Control coach on staff.

Arth played quarterback at John Carroll University, a Division III school he was later the head coach at while employing Staley as his defensive coordinator.

Whitmer, meanwhile, played at Connecticut after playing junior college ball ... where he twice got the best of Staley.

"I ended up going to Butler Community College in Kansas and that was in 2011 when Brandon was the defensive coordinator at Hutchinson Community College," Whitmer said. "Both were in the same conference ... played them twice, beat them twice.

"I give him a hard time, not too many people know about it," Whitmer added. "But anyways, it's kind of funny how the football world works, it's a small network."

That quartet will be a sounding board, support group and anything else Justin Herbert needs this season as he endures the usual trials and tribulations of being an NFL quarterback.

"Everyone plays quarterback in a different type of offense, so having all of those opinions — the different experiences those guys have had — it's super helpful," Herbert said. "Whether it's Pat White or Kellen Moore or Coach Nussmeier, they've all got different strengths and weaknesses, so to be able to listen to all of those guys is super helpful."

Oh yes, Pat White. You know, one of the most dynamic players in college football history?

White spent his time with the receivers in 2022, but Staley said during training camp that the West Virginia legend is helping multiple position groups in his role as an Offensive Quality Control coach.

"This guy was a former Heisman Trophy candidate, he played in the National Football League," Staley said of White. "Any time you can be around someone who had that type of career, it's great for your program.

"He can also be a bridge from the quarterbacks to the receivers, and the receivers to the quarterbacks," Staley added. "That's kind of what his role is now, he's involved in both of those rooms. He's been awesome for our staff."

If you include the expertise of Staley and White, that makes six former college quarterbacks that Herbert can lean on and ask questions to.

Staley said that is by design so that Herbert can jog onto the field with a full arsenal and also a clear mind.

"They understand the routine and the rhythm and the process of a quarterback, and how important it is to set it up for him," Staley said of the coaches in the quarterback room. "We want it to where Justin can just go attack. That position understands how sacred that is because it's a very big responsibility.

"We don't want an overcrowded quarterback room, but just the right amount of people so that our quarterbacks can operate at a premium level," Staley added. "There's a lot of work people don't see behind the scenes that needs to be done in order for guys to play their best: projects, studying opponents, studying ourselves, breaking down drills. It's just a lot of work that needs to be done to set the table for them to attack and there's no better person to do that than a former quarterback."

Moore said he's enjoyed the back and forth that takes place in that room, conversations that also include Easton Stick and Max Duggan.

"It's just a really big and open collaborative room," Moore said. "You want to utilize all of these different guys' experience, whether it was some of us who were able to play for years or guys that have coached for years or guys that have been here for years.

"Stick was here before Justin so there's things he can teach us," Moore added. "Max can teach us some stuff as we install, maybe it's, 'Hey, I've ran this play before.' That's the biggest part, let's just utilize everyone in the room."

Now six months into his time with Moore, Herbert said the chance to work with the 35-year-old has allowed him to dive a little deeper into the chapters of the Chargers offense.

The two almost speak the same language now, especially when it comes to the fact that both have stood in an NFL pocket and prepped for the barrage of defenders heading their way.

"With Kellen, he has a great feel for the game," Herbert said. "He understands the protection and how little time quarterbacks really have in being able to get the ball out quick.

"Just understanding exactly what you need to work with with the offensive line," Herbert added. "I think he's done a great job communicating with the O-line so that we have a protection plan that we want and something we feel comfortable with. Kellen has a great feel for that."

Those fascinating conversations take place when players have gone home, too.

It doesn't take much to imagine the dialogue between Staley, Moore, Nussmeier, Arth, White and Whitmer in a meeting room.

"You're just able to have that healthy discussion and that open platform to share your experiences," Staley said. "Guys come from different systems, which brings different viewpoints, and then you tie that into how we believe in doing things philosophically. It's just going to add a lot of things to your program.

"We want that platform for coaches to feel free to really express themselves," Staley added. "It's like a think tank. You want a think tank of ideas so that you're always at the cutting edge."

And if those half-dozen coaches want one of the rarer viewpoints on staff, perhaps they walk over into Jay Rodgers' office to talk ball.

Rodgers is now in his second season as the Defensive Run Game Coordinator/Defensive Line Coach for the Bolts and has been with the Chargers since Staley arrived in 2021.

But Rodgers, one of the top D-line coaches in the league, appeared in 29 games for Indiana in the mid-1990s as a quarterback.

Rodgers was asked this summer if he was a good quarterback for the Hoosiers.

"If you want to look at it in terms of statistics, no," Rodgers said with a chuckle. "If you want to look at it in terms of wins and losses, no.

"I was probably a better high school quarterback than I was a college quarterback," Rodgers added.

Now a valuable member of the Bolts staff, Rodgers has carved out a reputation as one of the top position coaches in the league. (Rodgers won the 2018 John Teerlinck Award as the best defensive line coach in the NFL while with the Bears).

And he credits his time as a college quarterback for helping him now view football on a big-picture scale.

"I think you always view the game from the eyes of what you played. I still see the game a little bit more globally than some coaches in my position," Rodgers said. "They're so used to seeing defensive lines and offensive lines, that sometimes I can see outside the box through my own experiences and having to do that as a player.

"And it also helps the learning process because I can maybe teach it a different way and with a different perspective by having eyes open rather than having blinders on," Rodgers continued. "My feedback from players I've coached is that the more they understand the game of football, the more aggressive I can play.

"Those little tips and tricks, I hope, can help each guy lengthen their football career," Rodgers added.

If there's anyone who knows Rodgers path from college quarterback to defensive NFL coach, it's Staley, who's own journey is well known.

"When you can find those offensive players that become defensive coaches, that's kind of my path but I think it's a unique path and a wise one," Staley said.

Naturally, Staley jumped at the chance to add Rodgers to his staff when he was hired three years ago.

"He's got an awesome background. He was with some great defensive coaches in Denver and then we joined up in Chicago with Vic [Fangio]," Staley said. "His background is big because he understands protections, understands formations. There's a lot of D-line guys that don't have his background and he can help his guys find some tips that allow them to play fast.

"We're always trying to incorporate the quarterback position in how we coach defense," Staley added. "It doesn't matter if you're with the D-line, linebacker or secondary player, they have to understand how that position is being coached for them to do their best."

There are 23 coaches who reside on the second floor of the Bolts practice facility. Nearly one-third of them played quarterback in college.

And this group of seven doesn't even include Tommy Donatell, the Chargers Defensive Passing Game Coordinator/Secondary Coach who went to Iowa as a quarterback but quickly shifted to safety and was never under center in a game for the Hawkeyes.

Either way, having seven former college quarterbacks on staff is something Staley believes helps make himself, the staff and ultimately the Chargers better in every aspect.

Arth reflected this summer on how being a former quarterback helps him see and approach the game.

"I think from a mindset standpoint, you have to be a really competitive person," said Arth, who joined the Colts out of college and spent time as Peyton Manning's backup. "You have to be someone who is willing to serve and bring the best out of people around you.

"But you also have to have a big-picture outlook on the game itself and understand what every situation is and understand what we're really trying to get accomplished with each play," Arth continued. "Those are some of the things I enjoy most about the game. I do think playing quarterback helped me become a good coach and there's certainly a lot that I've learned coaching that I wish I knew when I was playing.

"But with the way Brandon has created the culture here, we all have the opportunity to learn the game from each other and become the best we can be," Arth added. "In turn, that helps our players become the best that they can be."

Away from the field, Staley and the Bolts have invested in plenty of quarterback brain power to help Herbert continue to thrive as he enters his fourth season in the league.

And on the field?

Let's just say that those former quarterbacks can still spin it and love a good quarterback competition from time to time.

"They're certainly alive a little bit," Moore said with a smile.

# Marco Zucconi Earns Athletic Trainer of the Year Award

By Eric Smith  
Chagrers.com  
March 22, 2023

Marco Zucconi has made some history.

It's not a surprise to those who know the Chargers associate athletic trainer well.

Zucconi was named the AFC recipient of the Tim Davey Assistant Athletic Trainer of the Year on Tuesday evening, becoming the first Chargers athletic trainer to earn the accolade.

Zucconi was presented the award in Phoenix at a ceremony for the Pro Football Athletic Trainers Society by James Collins, the Bolts former head trainer who hired Zucconi over a decade ago.

"As soon as James got called up, my heart was beating out of my chest," Zucconi said. "I did not expect it at all. It's special because James gave me my first opportunity in the NFL, so it was special for him to be able to call me up there.

"I've seen a lot of people get this award and they are legends in this space as athletic trainers," Zucconi said. "I don't feel like I am as deserving as them. But to be seen in that light is pretty incredible."

Zucconi initially interned with the Chargers for the 2007 season but returned to the team in a full-time role in 2012. He was an assistant athletic trainer until 2016 before he was promoted to associate trainer.

Collins, now the Chargers Director of Football/Medical Services, said he has watched Zucconi flourish over the years.

"I saw something that was different than all of the other students I'd had," Collins said. "It was his ambition, character and his attitude, plus wanting to be as good as he can be.

"He had a knack for understanding how an athletic trainer should work and take care of an athlete, even at a younger stage of his career," Collins added. "And he's grown so much. His skillset is different from other athletic trainers because of how he's gone out and learned other techniques to help get athletes better."

Chargers center Corey Linsley recently spoke with Chagrers.com about the impact Zucconi has on himself and his teammates on a daily basis.

"Marco and I built a great relationship from the start," Linsley said. "Coming from Green Bay, he had a pretty good relationship with some of the trainers that I was close with back there, so it was definitely a little bit easier to kind of bridge the gap there.

"But as I started to work with him on some of the things you go through during the season with general ailments and aches and pains ... the thing he does really well is finding a lot of variety of solutions to a particular problem," Linsley continued. "Like, if I say, 'Hey, my shoulder is bothering me', we do an exercise. But if I'm not really getting what I want out of it then he'll say, 'Let's switch it up and find something that works for you.'

"It's never just linear with Marco. He's always thinking of new ideas, new ways to not only fix problems, but just maintain the general maintenance of things that you have to keep up with throughout the season," Linsley added. "And his willingness to work ... he has a phenomenal work ethic. I really appreciate that."

Zucconi was nominated for the award by Chargers colleagues and fellow athletic trainers Allison Miner, Alvin Cabrera and Sam O'Leary.

The three of them raved about working with Zucconi and noted how he constantly puts others before himself in all facets of his job.

"A professional through and through," Miner said. "But he's able to have fun, too. You enjoy going to work and working with him.

"He cares so much about our department and wants us to be elite," Miner added. "He constantly pours into all of us. That's rare and doesn't always happen in professional sports. He really pours into us to make us a great functioning unit. Whether it's his co-workers or the athletes, he always has time."

O'Leary added: "It's his people skills. He can talk to anybody in a room, whether it's somebody from the front office to somebody on the practice squad. He treats them all with the same level of respect."

Cabrera said: "His professionalism and his body of knowledge is immense. It's how much he knows and how he's able to discuss things with a player so they understand it as well."

Those around the Chargers also praised Zucconi, a husband and father of three, for the way he brilliantly balances a demanding job and his family.

"It's amazing how good of a person and family man he is. He's a great role model to everything from how he treats people to how he creates time for his wife and his family," O'Leary later added. "There's no fall off between [his work and family] ... and he's elite at both."

Linsley added: "He loves dad jokes. I would say that's his forte."

Zucconi has taken on a larger role in the department in recent years as he is responsible for organizing data from player trackers in practices and games.

Miner gave an example where a running back might hit a typical yardage amount and speed in a given practice. Based on the data Zucconi is in charge of, other athletic trainers know what marks that player needs to hit while rehabbing on the side with an injury.

"You can get in the weeds looking at all that," Miner said. "But he helps you know what to look at and what we're trying to do with each player."

For all that Zucconi does for the Bolts, it's clear that he has built up a trust with those in the building.

O'Leary gave an example where a player specifically leaned on Zucconi for help in a tough situation.

"The player went out of his way to seek out Marco because he trusted him," O'Leary said.

"He was instrumental for that player because he had built up a level of comfort and trust."

Linsley expanded on how the Bolts locker room feels about Zucconi.

"You want somebody that has a heart and has a high level of character because they're dealing with your well-being to some degree," Linsley said. "They're dealing with how you feel for us day-to-day and it's part of our livelihood and part of our career.

"So, for someone like him who has our back as players and understands, is a good person in general, you know when it comes down to it, he's going to make the right decision for you," Linsley added.

Zucconi credited the team around him for helping energize him to be his best on a daily basis.

"It's all about giving care to the players and showing that you're all in it for them," Zucconi said. "That's challenging at times, to always give of yourself, so to have the staff that we have is something we try to do.

"It's amazing to have friends and family like that to recharge you and keep you doing what you love to do," Zucconi added. "It can be tough at times, but they make it all so much easier and that much better."

Collins recalled Zucconi's relationship with former Chargers running back Danny Woodhead, who was with the team from 2013-16.

"Danny was a real go-getter and always played with a chip on his shoulder, so missing practice or missing time wasn't on his agenda," Collins said. "Marco always put in whatever time he needed to make sure Danny missed as little time as possible.

"And you could tell that Danny always appreciated it," Collins added. "He doesn't just go through the motions. He genuinely wants them to get better."

Zucconi has displayed that work ethic and empathy on a daily basis with the Chargers.

And he has now been rightfully recognized for his impact within the organization.

"He's so good at what he does," Miner said. "I don't have the words to say how great he is. He's so deserving of this award.

"He's just a wonderful leader, but he's collaborative in his leadership and he's going to take you along with him," Miner added. "He's not climbing the ladder on his own. He's putting his hand back and pulling everyone along with him. That's a special and rare trait."

## KELLEN MOORE

### What new offensive coordinator Kellen Moore sees in the Chargers run-starved offense

By Jeff Miller  
Los Angeles Times  
February 1, 2023

Only Patrick Mahomes threw for more yards this season than Justin Herbert, who finished tied for second in the NFL in game-winning drives.

It's little wonder then why Kellen Moore's introductory news conference as the Chargers' offensive coordinator Wednesday featured numerous questions about the team's franchise quarterback.

Still, even with Herbert's production to date and yet-unfulfilled potential entering his fourth NFL season, the biggest story for Moore is rooted on the ground.

If healthy, Herbert should continue to set records and carry this offense. But how the Chargers run the ball in 2023 will more greatly impact the overall success of their reimagined scheme.

"It's something that will take the whole process to go through," Moore said. "By no means are you going to walk in and say, 'I have all the answers here. Let's go.'"

Hired Monday about 15 hours after he and the Dallas Cowboys officially parted ways, Moore met with the media via video conference during a preplanned family vacation that included a stop at nearby Disneyland.

He gushed over Herbert, praised coach Brandon Staley and used the word "excited" almost too many times to count.

Moore said he and Staley didn't know each other well before the Chargers and Cowboys conducted joint practices in Costa Mesa in August. He said the two of them then often exchanged text messages during the season.

Moore also joked about the television commercial he shot last summer with Herbert for a local auto dealership in Oregon.

"It's amazing," he said, "how life can come full circle here on you."

In 2022, only Houston and Tampa Bay rushed for fewer yards than the Chargers. The inability to run the ball ultimately cost them everything as they couldn't put away Jacksonville in an AFC wild-card playoff loss that ended their season.

This is a franchise that hasn't had a 1,000-yard rusher since 2017. Staley often has explained how an effective ground game can only help Herbert and increase the Chargers' overall explosiveness.

Moore talked Wednesday about the importance of being able to run the ball, especially on early downs because of the influence it can have when employing play action.

Marrying the run and pass — an idea Staley preaches — will be among Moore's primary assignments.

"When those two are in sync — the presentations are similar — it puts defenses in conflict," Moore said. "That's something that we're really excited about building here and developing, the first- and second-down game. It will allow you to be more aggressive, to get the ball downfield."

During his four seasons coordinating Dallas' offense, the Cowboys finished fifth, 17th, ninth and ninth in yards rushing. Ezekiel Elliott ran for 1,000 yards twice and Tony Pollard once in that span.

Moore now finds himself armed with Austin Ekeler — the NFL's leading touchdown scorer over the last two seasons — and a running back group still searching for a second consistent contributor.

Joshua Kelley has looked capable of handling that job at times over the last three seasons but the Chargers also have tried the likes of Justin Jackson, Kalen Ballage and Sony Michel.

In Dallas, Moore also had an offensive line that generally ranked among the best in the league. The Chargers' offensive front has undergone a resurgence recently.

The team used first-round selections on left tackle Rashawn Slater and right guard Zion Johnson the last two drafts. The Chargers made Corey Linsley one of the NFL's highest-paid centers in March of 2021.

Entering his second season, sixth-round pick Jamaree Salyer now could take over at left guard if veteran Matt Feiler is released. Right tackle Trey Pipkins III, a 2019 third-round pick, is a pending free agent and could be re-signed.

Moore called Linsley "one of the best in the NFL for a number of years" and repeatedly referenced the Chargers' commitment along the offensive line over the last two years.

"There has been a lot invested there from a youth standpoint," he said. "I'm excited to just see those guys continue to develop. ... Their future is skyrocketing right now."

Moore also talked about the importance of moving Herbert from the pocket and using "the presnap to our advantage — the shifts, the motions, all the different things that you can do to present challenges for a defense."

He suggested the Chargers will employ tempo at times, too, something his predecessor, Joe Lombardi, might not have done enough. The Chargers' offense in 2022 occasionally did look stagnant.

Moore promised his offense will be a blend of what he learned coaching under Jason Garrett and Mike McCarthy in Dallas and what Herbert and the Chargers have done well since 2020. All that, plus more.

"It's building a system around the players," he said. "This thing, we'll all do it together. This isn't a drop the playbook down from Dallas and say, 'You learn this, and we'll do this.'"

"There's so much good stuff that's going on here with Justin and all the guys. ... What they've built, there's so much good. So I think we gotta make sure we incorporate that ..."

"There'll be stuff from Dallas that we want to incorporate that I certainly have familiarity with. But, once you get through those two steps, 'Let's go explore this thing together and figure out what we ultimately want this thing to be.'"

# Chargers' offense under new coordinator Kellen Moore is the bomb with wide-open spaces

By Jeff Miller  
*Los Angeles Times*  
September 5, 2023

His answers typically are straightforward — lacking gloss and glitz — a football coach sounding like a football coach. Mostly Xs with very few Oohs.

The Chargers didn't hire Kellen Moore to bring electricity to their news conferences, only their offense.

"He's a calm guy," wide receiver Keenan Allen said. "He's not tripping too much. Probably never seen him yell. I don't think he can get mad."

The qualities Moore hasn't shown at the podium or in practice are the same ones the Chargers hope spring to life for quarterback Justin Herbert and their playmakers in 2023:

Creativity. Explosiveness. Unpredictability.

"We want to be the aggressors," tight end Gerald Everett said. "We want to be one of those teams that people are afraid to play. We want to be known for putting up points and gaining a ton of yards."

Veteran center Corey Linsley called Moore "level-headed, very analytical, smart." He noted that those are all plus traits for a play caller, before adding "defensive coaches are the hot-headed ones."

Moore's job this season is to crank up the heat.

He was the offensive coordinator in Dallas the last four seasons, three of his Cowboys team finishing sixth, first and fourth in points. Dallas' performance dipped in 2020 after quarterback Dak Prescott was injured.

Now, Moore has a better trigger man in Herbert and the NFL's top touchdown producer over the last two seasons in running back Austin Ekeler.

He also has Keenan Allen, Mike Williams, Joshua Palmer, a first-round pick in Quentin Johnston and a pile of expectations, each of which is rooted in the notion that the Chargers are going to be more dynamic, not to mention dazzling.

As important as anything, Moore has a healthy Herbert. The quarterback played much of last season with damaged rib cartilage before ending the season with a shoulder in bad enough shape to require offseason surgery.

Who knows? If Herbert had avoided injury and reached his projected standards in 2022, Joe Lombardi still might be the Chargers' offensive coordinator.

Instead, coach Brandon Staley let Lombardi go and jumped on Moore as if he were the team's top free-agent target all along.

Allen, a lifetime Charger working with his fifth coordinator, confirmed that this new offense will take more deep shots based on film review of the Cowboys over the last few seasons.

"There's not a lot of times where everybody on the field is running short routes," Allen said, "versus Lombardi, where everybody's running short routes. Now, somebody has an opportunity every time."

Each snap in the passing game, as Allen explained it, will feature a chance for Herbert to flaunt his powerful right arm. The expectation is that Moore also will liberally align his receivers throughout the formation to create more opportunities through mismatches.

This is what the Chargers hope to show coming off a season during which the ailing Herbert connected with Ekeler 107 times, tied for the second most receptions by a running back in one NFL season. Christian McCaffrey is first (116) and second.

In 2023, at least some of those shorter tosses are forecast to soar farther downfield.

"You can see it," Palmer said. "You can feel it. We've got the guys to do it. We all see the explosive plays on social media that they're posting [during training camp]. That's one of the things we're going to do."

But will more chances lead to more risks and lead to more turnovers? Herbert has finished in the top 10 in interception percentage in two of his three seasons. The other season, he tied for 15th.

So he has taken care of the ball, while throwing more passes than every quarterback in the league other than the now-retired Tom Brady. Known for his intellect, Herbert is smart enough to understand turnovers can be killers.

"If they're not there, move on, and that gives us opportunities to keep going," Moore said. "Justin has done that throughout his career in such a phenomenal way."

Staley praised his quarterback as a decision-maker while explaining that the Chargers are "trying to walk that fine line" between being aggressive and being prudent.

He likened Herbert to a point guard, one who almost always makes the right play. With Herbert's ability to place and pace footfalls, targeting experienced receivers with productive passes, Staley said his offense is in secure hands.

"We don't ever want to take away Justin's instincts because I think those are what make him so special," Staley said. "With more experience is going to come more play making."

Chargers quarterback Justin Herbert prepares to throw during training camp.

Williams laughed and quickly dismissed the suggestion that the Chargers could be in trouble if Herbert starts taking too many chances.

He instead sided with Allen, who noted that Herbert, through three seasons, hardly has become known for making "boneheaded plays."

"More interceptions?" Williams said. "Why not more catches for us? Why you got to look at it like a negative like that? You can be risky and not have the interceptions, you know."

"Besides, everybody's acting like we're going to throw the ball deep every play. An explosive offense really means catching a few shots a game. Do that and then you'll be known as an explosive offense."

The challenges for Moore aren't limited to the air. The Chargers also continue to search for a more reliable run game, one that doesn't have to do a lot but does have to do enough.

This is a franchise that has finished in the top half of NFL rushing offenses once since 2013. That happened five years ago and, even then, the Chargers ranked no better than 15 out of 32.

Ekeler never has had a 1,000-yard rushing season. Behind him, the Chargers will open 2023 with Joshua Kelley, Isaiah Spiller and undrafted rookie Elijah Dotson, hoping someone can provide consistency as a backup.

An improved ground game would make Herbert even more dangerous and unlock all of Moore's trumpeted concoctions, the coordinator with the muted public persona not a screamer but a schemer.

"He's pretty chill," Williams said. "I mean, he brings the energy. But you gotta kinda catch it, you know? It's not going to be just out front. Yeah, I'd say 'chill.' That's him."

# Can new Chargers OC Kellen Moore thrive after inglorious Dallas exit?

By Lindsey Thiry  
ESPN.com  
August 28, 2023

COSTA MESA, Calif. -- This spring, during the Los Angeles Chargers offseason program and early installation period of new offensive coordinator Kellen Moore's system, receiver Keenan Allen offered a prediction about what to expect from the offense this season.

"We're probably going to be going deep," the 11-year pro said, grinning.

As the Chargers wrap up training camp and turn to their opener against the Miami Dolphins on Sept. 10 at SoFi Stadium, it's safe to expect that if all goes to plan, Allen's prediction will come to fruition.

Now eight months into the job and with his first season in L.A. quickly approaching, Moore has implemented a system that has players on both sides of the football excited about its potential.

"He's young, knows how to get us the ball and how to move us all around, getting everyone involved," receiver Mike Williams said about Moore. "That's the main thing -- defense is sometimes keying in on certain players so you've got to adjust and he does a good job of putting us in certain spots so the defense can't key on us."

Defensive players who practice daily against the scheme have taken notice.

"They do a lot of stuff that messes with certain rules and they move around a lot," defensive lineman Morgan Fox explained. "They let [quarterback Justin] Herbert throw... and do what they do and get the running backs open, get them moving. They have great run game mechanics. It's been a challenge every day."

After a disappointing 31-30 loss to the Jacksonville Jaguars in a wild-card playoff that resulted in a stunning end to the 2022 season, the Chargers fired offensive coordinator Joe Lombardi to seek a coordinator who would upend a conservative scheme that averaged 22.47 points per game (ranked 10th in the NFL) and install one that instead creates more explosive opportunities and points.

The Chargers interviewed numerous candidates before Moore became available several days after the Dallas Cowboys 19-12 playoff loss to the San Francisco 49ers.

After eight seasons with the Cowboys, including three as a player, one as a quarterbacks coach and four as the offensive coordinator -- where he was named to the position under former coach Jason Garrett then retained the position under coach Mike McCarthy, it became time to move on.

"As we went through the process, sometimes change can be really good for all of us," said Moore, whose tenure as coordinator included two playoff appearances. "And I felt like I was in that space. It works for both sides."

The long-time playcaller while head coach of the Green Bay Packers, McCarthy will now resume the role of playcaller in Dallas. Less than 24 hours after the news of his departure, Moore found a new home with the Chargers, where a year earlier he and coach Brandon Staley began fostering a relationship during a pair of joint training camp practices.

"He has a great feel of how to fit in to the team aspect of playing and knowing how to utilize the team in front of them and how that fits into the greater scope of things," Staley said.

Players have quickly taken to the calm and collected Moore, whom several described as relatable given he starred at quarterback at Boise State and turned 34 years old last month.

"He's been incredible," Herbert said about Moore. "He's played the game quite a bit, as well. He's got a great feel for the game. Just the meeting rooms, on the field, you pick up a lot from him."

Said left tackle Rashawn Slater: "Very intense and very precise in how he wants everything. Very detail-oriented... as professionals, we all appreciate that approach."

Moore, who for four consecutive seasons helped the Cowboys to a top-four ranking in points per game, yards per game and third-down percentage, inherits a group that features players with starting experience at all 11 positions -- led by Herbert, who set a new benchmark through a player's first three NFL seasons with 14,089 passing yards, Allen, Williams and running back Austin Ekeler.

"It gives you a toolbox," Moore said of Herbert and the tools he possesses. "It allows us to make adjustments within the game based off the defensive look."

However, despite his arm strength, since entering the NFL in 2020, Herbert has ranked 28th in percentage of passes of 15-plus yards -- an area of his game that is expected to improve sharply under Moore given his arsenal of playmakers.

The Bolts also return receiver Joshua Palmer, who led the position group with 72 catches last season while Allen and Williams nursed injuries, and added former TCU receiver Quentin Johnston -- who is expected to stretch the field -- with a first-round pick in last April's draft.

Improving the run game also is an area of focus after the Chargers ranked 30th last season in both yards per rush (3.8) and rushing yards per game (89.6).

"As far as what we have going," said Ekeler, who led the league with 18 touchdowns last season, "I feel really good about it."

The Chargers have sat starters for their preseason games, opting to play it safe in attempt to reach the regular season healthy, leaving only training camp practices, an intrasquad scrimmage, and two joint workouts against the New Orleans Saints as opportunities to truly test the offense -- which has routinely demonstrated efficiency and explosiveness during routine practices.

During the intraquad scrimmage early in camp, the offense struggled with protection, causing Herbert to settle for short checkdown passes and rarely attempting a deep ball.

Then, during a pair of joint practices against the Saints, the unit turned in a pair of uneven days that included some spectacular Day 1 highlights -- including a deep one-handed grab by Allen, followed by a second day that had Herbert appearing anxious to wrap up a news conference and return to the film room to dissect what happened and how to improve.

"Kellen has been very flexible," Herbert said of the new partnership. "We've talked about what we like and what we don't like and all of the things that we wish to incorporate from last year's offense and how we want to get the guys the ball. Everyone has been on the same page so far and I think that has been the most important part -- getting the running backs in tune with the protections, getting the receivers in tune with what we want timing-wise with the routes."

Growing pains are anticipated as the Chargers deploy their new scheme for the first time in meaningful game action.

But the expectation is that with Moore, it won't take long for the offense to be moving down field.

"He lets us be free," Allen said. "And whatever we feel."



## Chargers coordinator Moore taking offense through first lap through playbook

By Joe Reedy  
The Associated Press  
June 1, 2023

COSTA MESA, Calif. (AP) — Kellen Moore is with a new team, yet he has the same mandate.

Take a good offense and make it great.

Moore is in his first season as the Los Angeles Chargers offensive coordinator after eight years in Dallas, including the last four as coordinator. With the Bolts in their second week of voluntary on-field workouts, Moore is putting the unit through what he called a first lap through the playbook.

"It's a little bit fast," Moore said, referring to the installation process over the next couple weeks. "There is going to be some stuff that is good, plenty of stuff that we have to clean up and redefine and all of that sort of stuff. Then, you just have to kind of ace it in training camp."

Moore is quarterback Justin Herbert's third offensive coordinator in four seasons. Shane Steichen directed the Bolts offense as well as being QBs coach under Anthony Lynn in 2020 before Lynn was fired at the end of the season. Joe Lombardi was the coordinator the past two seasons under head coach Brandon Staley.

Even though Herbert was second in the league last season in completions (477) and passing yards (4,739), the Chargers were inconsistent on offense.

Los Angeles was ranked ninth in total offense, but 20th in scrimmage yards per play along with having the third-worst rushing attack in the league.

The Chargers also had the second-biggest discrepancy between passing and running plays (65% pass to 35% run).

By comparison, Dallas was fourth in total offense, ninth in rushing and 21st in scrimmage yards per play last season.

After sitting behind his desk watching film for the first three months after getting hired, Moore has been happy to get on the field the last couple weeks to start installing the offense.

"You're able to carry over what we can from the past couple of years and then build off some of the Dallas stuff that is, maybe, coming from a scheme standpoint," he said. "There are a lot of different ways of playing football, and you just have to keep it tight and condensed so that these guys can play fast."

While Moore sounded this week as if he is not planning to do much tinkering with the passing game concepts, his bigger concerns have been with trying to make adjustments to the run game to get it back on track.

The Cowboys ran it 47% of the time last season, which was tied for the ninth-highest percentage of run plays.

Moore said the biggest thing he wants to do with the run game is streamline it so the team moves at a quicker pace.

"I think it's identifying what your primary runs are going to be, your go-to runs," he said. "Trying to identify what are going to be our strengths, and then you have to have enough flavors through a season just to be able to present different things to defense, protect your primary runs."

The Dallas offense was balanced the past couple seasons because it had two great backs in Ezekiel Elliott and Tony Pollard.

Austin Ekeler, who led the league with 18 touchdowns from scrimmage last season, has emerged as one of the NFL's top all-purpose backs and will be in the backfield one more season after incentives were added to his contract. But Moore will be looking for either Isaiah Spiller or Joshua Kelley to emerge as a dependable second back.

Wide receiver Keenan Allen, who has had five offensive coordinators since being drafted by the Chargers in 2013, has been happy with Moore's approach to the offense during the offseason.

"He's played before, so he knows what we like, what we don't like, how defenses play, rather than sticking to something that has been in the offense for a long time. He's willing to change it and make it more friendly to us," Allen said.

## New Chargers OC Kellen Moore looks to bring explosiveness to L.A.'s offense

By Eric Williams  
FOX Sports  
May 18, 2023

When Brandon Staley moved on from offensive coordinator Joe Lombardi and hired Kellen Moore this offseason, the Los Angeles Chargers' defensive-minded head coach viewed it as a chance to align himself more closely with the conductor of his offense.

Staley has been an admirer of the former Dallas Cowboys OC for years. After all, Dallas' explosive offense gave Staley fits when he served as defensive coordinator for the Los Angeles Rams.

What does Staley like most about Moore? His adaptability when players go down due to injury, including when the Cowboys went 4-1 with backup quarterback Cooper Rush last year.

"When I first became a defensive coordinator, they had a right tackle issue," Staley told FOX Sports at the NFL owners meetings earlier this year. "Terence Steele was starting, and they were kind of hurt on the O-line, and I saw [Moore] really navigate that process. Onboarding a rookie receiver in CeeDee Lamb and seeing what he did with those three receivers in [Michael] Gallup, [Amari] Cooper and CeeDee, along with the two tight ends in [Dalton] Schultz and [Blake] Jarwin. And then the work he did with Zeke [Ezekiel Elliott] and [Tony] Pollard. I just thought that was as tough a cover as I had to go against in the NFL.

"And then to see him morph through the years. ... A sign of a good coach is being able to figure it out. He's dealing with injuries at receiver. They played five games with a backup quarterback, and they went 4-1. And they were a drive away from going to the NFC Championship Game, so I just think this guy has proven production. How he leads, how he teaches, we see things very similar that way. I think the way he creates is exciting for me."

Innovation and creativity have always been at the core of Moore as a football player. He grew up around the game, carrying a notepad to design plays as a ball boy. Moore is the son of legendary high school football coach Tom Moore, who won four state titles in 23 seasons at Prosser High in a small town nestled along the Yakima River east of the Cascades in Washington state.

Those Prosser teams were known for their no-huddle offense and playing fast, using spread concepts to create big plays against more talented teams from bigger schools in the Seattle area.

Kellen Moore took that ethos with him to Boise State, where he finished 50-3 as a starting quarterback and helped the Broncos slay college football giants like Georgia and Oregon.

"I thought my dad did a really good job of having a clear vision," Kellen Moore told FOX Sports. "I thought that was always the thing about Prosser Mustang football — everyone kind of always on the same page. He always did a real good job of making the game clean and simple, while still being creative and fun. That's always a balancing act for all of us."

After four seasons as OC for the Cowboys, Moore is now tasked with creating a clear vision and foundation for a Los Angeles offense that became stagnant despite having one of the league's best young QBs in Justin Herbert.

The Cowboys averaged 391 yards and 27.7 points a contest during Moore's time as the team's offensive coordinator and playcaller, No. 2 in the NFL during that time.

More importantly to the Chargers, the Cowboys ranked No. 7 in rushing (126.6 yards per game) during that span. Running the ball effectively has been a struggle for the Bolts — one of the reasons they failed to hold onto a 27-0 lead in the AFC wild-card round in a stunning road loss to the Jacksonville Jaguars.

The Chargers averaged just 89.6 rushing yards a game last season, No. 30 in the league.

Both hailing from the Pacific Northwest, Moore and Herbert already have a connection, working together in a TV commercial for an auto group along with Cowboys linebacker Leighton Vander Esch.

"The commercial aspect, it's been kind of funny, just the way it all happened in less than 12 months," Moore said. "We spent some time doing some commercials and having some fun, and then lo and behold connecting here after the season."

"He's been awesome to work with. It's been a really fun transition, just getting to know him personally. And then just trying to build this thing together offensively."

Moore played the 2014 season as a backup QB with the Detroit Lions under the direction of Lombardi as the offensive coordinator, so he's familiar with L.A.'s offense and will keep concepts that were successful for Herbert in the past.

"With Justin, any time you have a quarterback that's played at a really high level, certain routes that he may like that we didn't run in Dallas, or I have not run — something he may be more comfortable with — let's continue to make sure we emphasize it," Moore said. "For example, Keenan [Allen] and Justin have a great feel for each other on some of these choice routes, so how do you build off that? Gerald [Everett] ran some of them. Austin [Ekeler] ran some of them. And that's just one example of 'Let's not lose this.'"

Herbert is learning his sixth different offense in eight seasons, dating back to his time in college at Oregon, so creating a smooth transition is critical for Moore.

Another area of focus for the Chargers is being explosive in three-receiver sets. The Bolts added another weapon in TCU product Quentin Johnston in the first round of this year's draft. At 6-foot-3 and 210 pounds and with 4.5-second speed in the 40-yard dash, Johnston is a big-bodied receiver who adds a vertical threat while also providing an ability to create plays with his feet on underneath routes.

According to Next Gen Stats, the 2022 Chargers ran 67.7% of their plays out of three-receiver sets. Only the Tampa Bay Buccaneers (70.5%) ran more plays out of that personnel grouping last year.

"We really liked the vertical element," Moore said about Johnston. "He did a great job down the field running by people, but more importantly attacking the football, going up and making plays in contested situations. I thought he did a tremendous job there."

"And then I think what really stood out was for his size and frame and what you traditionally expect from that, you saw all these shallow crosses, catch-and-run opportunities, the fly sweeps and bubbles. All this space player stuff that traditionally fits into the slot-receiver mold. And then you see him doing it. We just got really excited when you saw all those pieces connected."

Although he's a defensive coach, Staley played quarterback in college and, like Moore, sees the game through the QB-playcaller lens. That commonality helped bring the two together philosophically as the Chargers attempt to build an offense that can take advantage of Herbert's unique skill set and lead the team on a deep postseason run.

"It's the way he teaches, the way he leads," Staley said about Moore. "Philosophically, you're just kind of aligned with certain people. The way that he sees the game, and the way he can communicate to coaches and players to truly build an offense, I've been such a fan of his for a long time."

## Chargers OC Kellen Moore Building Early Connection with Coaches, Players

By Omar Navarro  
Chargers.com  
May 2, 2023

Below are three takeaways from Chargers Offensive Coordinator Kellen Moore from Monday's media session:

### Moore settling in with Bolts

On Monday, the Bolts took the field for Phase Two of their voluntary offseason program — this time with coaches on the field.

It was a step closer to Organized Team Activities — a chance for Chargers Offensive Coordinator Kellen Moore to continue settling in with his new team. The Chargers hired Moore in January after he spent the past four seasons in the same role in Dallas.

"It's been really good. It's been really fun just being able to collaborate," Moore said on Monday. "Obviously, with coaches, initially. Now, that we have the players here, just really starting to build that."

"It's been a lot of fun. It's been great kind of connecting with these guys," Moore added. "Today was the first day on the field to actually do some field stuff. We actually had a football out there. That was good."

Moore has spent the last couple months working to familiarize himself with both the offense and the coaching staff.

He raved about the collaboration process with Chargers Head Coach Brandon Staley, noting how Staley has helped the transition in numerous areas.

"Brandon has been awesome. He's been really, really good," Moore said. "I've just loved working together, collaborating on this thing and kind of building this offense toward 2023. Again, kind of embracing all of the good things that are going on and then, hopefully, kind of being able to add some different things that can hopefully help us as we go on in our future here."

"Brandon has been awesome through the whole transition, through the draft process," Moore added. "It's been a lot of fun."

### Top 15 Shots of Offensive Coordinator Kellen Moore

The Los Angeles Chargers today agreed to terms with Kellen Moore as the team's offensive coordinator.

In addition to working with Staley, Moore mentioned how important it's been to build that trust and relationships with a new coaching staff and players.

With Moore, quarterbacks coach Doug Nussmeier and offensive assistant Phil Serchia all joining a coaching staff and roster that has largely remained the same, a lot of the process has also been building relationships so they can continue to develop as the weeks progress.

"Really, ultimately, the roster we were pretty much able to bring everyone back from last year, for the most part," Moore said. "Walking in that room today, other than Doug, Phil and myself, the three coaches that were new, everyone else was part of 2022."

"It has been really fun just to kind of start building those relationships," Moore added. "I think that's the biggest thing about this thing, is that we're doing this thing together. As we find each other, start understanding each other and start working together, I think, develop this thing and build it."

Since Moore's arrival, one of the ways he's continued to learn more and more about the roster has been through the offensive position coaches. With some of the staff having spent multiple years with the Chargers, it has allowed Moore to get a crash course on the roster.

It is all a part of the process as the Bolts continue to have their eyes set on 2023.

"I think the really cool part is listening to the position coaches, initially, because those guys have spent a lot of time with these guys over the course of the last few years," Moore said. "Really, understanding where their position is, getting to know some of the players and then, ultimately, kind of setting our eyes on 2023."

"That was our whole plan from the beginning," Moore added. "It's been really, really good."

#### *Early thoughts on Johnston*

As Moore and the staff continue to work towards the 2023 season, their offense got another weapon in the mix this past weekend.

The Chargers selected Quentin Johnston in the first round (No. 21 overall) of last week's draft. Johnston gives the Bolts a big, explosive wide receiver from TCU and another playmaker for Justin Herbert.

"Brandon is this defensive guy and he's drafting these offensive guys, I like this," Moore said with a smile. "It's a lot of fun."

With Johnston, the Chargers are getting a big receiver that has uncommon traits for someone his size. At 6-foot-3 and 208 pounds, Moore broke down what made Johnston so special and expressed his excitement for the new addition.

"Q really stood out for us as we went through the process," Moore said. "Everyone kind of sees the measurables, the size as far as the height and the weight. What he did for TCU from his versatility, I thought, was really, really special. His ability to kind of catch-and-run, he was a fly-sweep guy."

"He got the ball in a lot of different ways," Moore added. "You saw a lot of versatility in his game that maybe, initially, someone may not have necessarily anticipated. We were really excited that he was there and available for us."

Johnston was dynamic at TCU with the ball in his hands, leading the Horned Frogs in receiving yards each of the three years. In his last season, he was second in college football last year with 8.9 yards after the catch per reception and finished the season with 60 receptions for 1,069 yards — the most by a TCU player since 2018.

Anytime he gets the ball, Johnston is a home-run threat, something he showed in the College Football Playoff Semifinal against Michigan. In that game, in which he was named Offensive MVP, Johnston caught a ball across the middle of the field and took it 76 yards for a touchdown.

Moore knows how much Johnston is capable of bringing to the Bolts offense, whether it be across the middle of the field or vertically.

"There's a vertical element of it that we're really excited about," Moore said. "With Q [Johnston], just the size, catch radius. He goes up and gets the ball downfield."

"You can do it however you need to do it, whether it's size, catch radius, speed," Moore added. "He definitely brings a vertical element to us."

Moore will have a lot of weapons and skillsets to work with in the receiver room, as Johnston now joins Keenan Allen, Mike Williams, Josh Palmer and more.

"To have Q [Johnston] join that receiver room with all the talent that's in there in those guys and the experience, I think it's going to be awesome for him because he's going to learn so much from those guys," Moore said. "It's going to allow us to put these guys in different roles and different positions to allow them to be successful."

"No one is ever going to complain about having a receiver room like this room, where you have all of this talent," Moore added. "I think we're really, really excited."

#### *Boise State connection*

Make that another Boise State Bronco in the building now.

The Bolts selected defensive tackle Scott Matlock in the sixth round out of Boise State, Moore's alma mater. Moore had one of the best quarterback careers in the history of college football at Boise, including going 50-3 as a starter.

Matlock was excited to join the Chargers and Moore, whom he called the "Boise State GOAT."

This got a laugh out of Moore, who joked about finding a way to get more players from Boise State in the building.

"He's awesome. I got a chance to meet him when he was here for his visit," Moore said. "He's a stud. I'm glad we have a couple of Broncos. I think we have two now [Matlock and DL David Moa]. We need to get a couple of more somehow. We'll figure out a way."

And yes, the two did take a picture during Matlock's visit in the pre-draft process.

Matlock was an all-conference tight end, among other positions, in high school before he became a full-time defensive tackle in Boise. Still, he made sure to put those tight end skills to use in college, catching two touchdown passes in goal line situations.

Moore is well aware of this, as both Matlock and current Boise State Head Coach Andy Avalos have mentioned it to him.

"Oh yes, he's already told me," Moore said. "Andy Avalos immediately sent them to me. He's the head coach at Boise. He sent them to me as soon as [Matlock] got drafted."

"For you guys concerned about the tight end position, maybe we have something there," Moore said with a laugh.

# DERRICK ANSLEY

## Chargers' Derrick Ansley has new role, but same objectives

*By Joe Reedy  
The Associated Press  
February 28, 2023*

Derrick Ansley says he doesn't see much of a change in his role on the Los Angeles Chargers coaching staff despite being promoted to defensive coordinator.

"Nothing will change in the identification factor of the players, coaching them and developing them like we've been for the first two years," Ansley said on Tuesday during the NFL scouting combine in Indianapolis.

"The first thing is to be an extension of coach (Brandon) Staley, be a support staff for him to make sure that he can do his job at a high level and be another set of eyes to support him and his vision of the defense through the way that we see it, just be an extra set of hands."

Ansley was promoted from secondary coach to defensive coordinator on Monday. There was an opening after Renaldo Hill left to join Miami's staff as pass-game coordinator.

Staley is expected to remain the defensive play-caller though.

"I don't think words can describe how I feel about this opportunity," Ansley said. "Like you guys know, things happen fast in this NFL. When things happen, you have to be ready to adjust on the fly. Coach Staley believed in me after we interviewed a couple of guys, and the rest is history."

Ansley does have experience as a defensive coordinator. He spent two seasons leading the University of Tennessee's defense (2019-20) before joining the Chargers.

Ansley's main focus will be trying to get a underachieving defense on par with the offense.

Los Angeles spent \$218 million last offseason, most of it on defense that included six new starters. Yet, defense remained one of the team's weaknesses.

The unit was ranked eighth against the pass last season, but was 20th in total defense, 21st in points allowed per game and the fifth worst against the run. They also had the fifth-worst average in scrimmage yards allowed per play.

The Chargers made the playoffs last season and have a strong core with linebackers Khalil Mack and Joey Bosa as well as safety Derwin James. But they need to shore up a run defense prone to giving up big plays. Los Angeles had 11 opposing running backs go for at least 100 yards on it this past season, a franchise record.

"We're not looking in the past, we're going to keep our lens forward," Ansley said. "Obviously, the first two years, we had some growing pains. We also did some good things, as well. In 2023, we're going to focus on all 11 guys playing as one, just as we had the first two years. We're going to put guys into positions to make plays, coach guys hard, play to our standard, our way, and get the results that we need."

## RYAN FICKEN

### Ficken Maintaining High Standard for Chargers Special Teams

By Eric Smith  
Chargers.com  
May 18, 2023

Ryan Ficken has gained plenty of knowledge in his previous 15 NFL seasons.

Among the most important? Each season stands on its own merit.

So as the Chargers Special Teams Coordinator enters Year 2 with the Bolts (and Year 16 overall in his career), he isn't too interested in the impact he and his group made a year ago.

"The success that we had last year — you talk about field goals, punt returning, punting and these situations — all of that now is behind us," Ficken said. "It's now what can we do moving forward?"

"We have a higher standard now for us," Ficken added. "And we have to go out there, work and compete again."

Ficken helped the Chargers have perhaps their best overall season on special teams in decades.

The Bolts led the league by allowing opponents to average just 3.1 yards per punt return. And they ranked second in field goal percentage (93.94 percent) and third in team average per punt return (11.7 yards).

But with each season comes news storylines and fresh faces, and Ficken is ready to embrace them all.

Perhaps the biggest plot in mid-May is the kicking battle between Dustin Hopkins and Cameron Dicker.

Hopkins is the veteran who made nine of 10 field goals in 2022 but missed most of the season after injuring his hamstring in a Week 6 win over Denver in which he still hit a walk-off field goal.

Dicker was a rookie who hit a pair of walk-off winners and hit 19 of 20 field goals in powder blue.

Ficken on Monday said he's looking forward to what should be a tight battle in camp.

"I'm excited. They had a great year, both of them," Ficken said. "Obviously, Dustin was doing a great job before he went ahead and had the misfortune of getting injured.

"That's how every roster is structured. You want to have that competition at every position," Ficken continued. "That's what's exciting because [Chargers Head] Coach [Brandon] Staley and [General Manager] Tom [Telesco], they've structured the roster exactly that way, and that's what brings out the best in these guys. I'm really excited.

"They've done a great job the last couple of weeks. We're going on our third week of Phase Two," Ficken added. "Really, they start kicking in front of the team just so they can show the work that they've been putting into this offseason so they can go ahead and compete and win that battle."

Ficken noted the evaluation process has already started on Hopkins and Dicker, and that it will include how each performed last season.

The main points of emphasis? Consistency and ball flight, Ficken said.

"I'm just excited about those guys because they handle it as true pros," Ficken said. "They're really eager to go ahead and compete for that job."

The Chargers won't have to worry about a punter battle as JK Scott was re-signed this offseason after a stellar 2022 season.

"I was very excited [for him to come back]. I think the whole organization was, too," Ficken said. "We're very fortunate to be able to bring him back, have the organization support him.

"He believes in the organization, too," Ficken said. "We feel he had a really good year, but he complemented our unit and what we were trying to achieve as a unit. You saw the success that we were able to have."

Ficken also has his eye on a pair of rookies ahead of Organized Team Activity practices that begin next week.

Ficken said Daiyan Henley, a third-round linebacker out of Washington State, could have a big role on special teams in his first season.

"He was our top core guy, out of all positions that we wanted to bring in. We're very fired up about him," Ficken said. "What impressed me the most about him is that he was a starter on defense, and yet he was still able to make a huge impact on special teams.

"He takes a lot of pride in that, which I thought was great," Ficken added. "When we met him when he came in for his top-30 visit, I introduced myself and the first thing he said was, 'Have you seen my special teams tape?' That's really exciting."

Ficken said he's also looking forward to seeing fourth-rounder Derius Dais get reps at both returner spots but noted that the former TCU standout won't just be handed the job.

"The success that he had gives our team a lot of opportunities to go ahead and have some big plays in those return phases, which we're excited about," Ficken said of Davis, who has 4.36-second speed. "Like I told him going through this whole process, he has to go ahead and earn this position.

"Nothing is going to be handed to him. We have some guys that are capable that can go ahead and do it on the roster, as well," Ficken added. "He's also competing with other guys throughout the league, but he's excited for that challenge."

And Ficken is excited for the yearly challenge that comes on special teams.

Besides the kicking battle, he'll work to take different players on the roster and mold them into contributors in the all-important third phase of the game.

All while looking to build off the success of his first season with the Bolts.

"We're always going to have a sense of urgency in what we do. Last year doesn't mean anything," Ficken said. "Moving forward, we didn't do enough to go ahead and win the games and get the Super Bowl trophy here.

"At the end of the day, I'm very excited about this group. I understand some of what these players are and what they're made of, the veterans that have been here," Ficken continued. "I have to utilize them a little bit and put them in better situations to be successful, so that part I feel very comfortable.

"Other than that, no, we're starting from scratch," Ficken added. "We have to make sure we pump up the urgency and get the most out of all of these guys."

## Ficken Changing Culture of Bolts Special Teams Unit

By Eric Smith  
Chargers.com  
November 10, 2022

Truth be told, Ryan Ficken wasn't even worried about himself as he prepared to transition from the only NFL organization he'd ever known.

The Chargers hired Ficken in February, less than a month after he had just completed his 15th season with the Vikings.

Ficken had held a handful of roles in Minnesota, serving as the assistant running backs coach, assistant wide receivers coach and assistant special teams coach before spending the 2021 season as the special teams coordinator.

Now, Chargers Head Coach Brandon Staley wanted him to come lead the Bolts special teams group.

Ficken was excited for the chance, but only after consulting with his family. Ficken and his wife have three children — two boys and a girl — and he knew the move would affect all of them.

"My family was the most important aspect," Ficken said. "We knew it wasn't going to be an easy transition because Minnesota was home for us.

"But doing our research and talking to Coach Staley and the Spanos family and [Chargers General Manager] Tom Telesco ... they made it feel like home and made that transition a lot easier," Ficken continued. "Knowing the culture they're trying to build here, it made it a lot easier for us. And then once we got here, the way they've treated us, it's really helped out a lot.

"Everything we thought it'd be, it's that and more," Ficken added. "Now that we're here, I just want us to win games."

The Ficken family has settled in nicely to Southern California. Ten-year-old Wyatt celebrated his birthday earlier this week, while 6-year-old Gianna and 3-year-old Jonathan have adapted well.

And Ficken is thriving in his new role, helping elevate a unit that has certainly had its fair share of ups and downs over the years.

Staley said Ficken has "really just transformed our special teams culture."

He added: "I think making everybody on our team, including coaches, just included in that, building that team culture in that everyone has a role that is important."

On the field, the Bolts special teams group has had a hand in helping the team get to 5-3 at the midway point of the season.

The Chargers punt coverage team is tops in the league, allowing just 3.0 yards per punt return (36 yards on a dozen returns).

That unit put the Bolts in position to win in Week 6 on Monday Night Football when Ja'Sir Taylor forced a muffed punt that Deane Leonard recovered. Four plays later, Dustin Hopkins sealed the win with a walk-off field goal.

The Chargers also rank in the top-10 in punt return yardage, and both kickoff units have been solid.

JK Scott has also revitalized his career under Ficken. The Bolts punter knew of Ficken from afar when they both resided in the NFC North, but jumped at the chance to work with him this spring as a free agent.

"Any opportunity I got was going to be a blessing for me," said Scott, who doesn't have a touchback this season. "But when I heard the Chargers were interested and reached out to my agent, Coach Ficken was the first one to call me.

"He told he'd been following me and that he wanted to bring me in," Scott said. "That was awesome to feel that welcome."

And then there's the kicking situation, where the Bolts will once again use their third kicker of the season Sunday in San Francisco.

Hopkins is dealing with a hamstring injury he suffered in Week 6, when he kicked four field goals on the way to AFC Special Teams Player of the Week.

Hopkins had missed the previous game with a quad injury, which meant Taylor Bertolet made his NFL debut in Week 5. All he did was make all three field goals in his NFL debut, critical points in a 30-28 win over the Browns.

But Bertolet was injured last week in practice, which meant Cameron Dicker was the latest man up at that spot. Dicker was unfazed in his Bolts debut in Atlanta, nailing a walk-off winner from 37 yards out at the buzzer in a 20-17 win.

Dicker then earned AFC Special Teams Player of the Week honors, making the Chargers — yes, the Chargers — the first team in NFL history to have two different kickers win that award.

Ficken chuckled when asked about the turnover at that spot this season.

"That's probably a record [number of kickers] for a lot of coaches," Ficken said with a laugh. "But we've been very fortunate that these three guys are all great character guys.

"We were lucky they were available, and each of them have handled it with such poise," Ficken added.

Ficken has adjusted on the fly in his first season with the Bolts, something he learned quickly while with the Vikings.

He spent eight seasons as Minnesota's assistant special teams coordinator, giving him plenty of time to craft his own approach when he got the lead role one day.

"It's more about being able to evolve because you have different players. But now people have [film] on us, what we do, tendencies," Ficken said. "Now I'm able to anticipate things a little bit more, look at things with a critical eye.

"[In Minnesota], I tried to put myself in situations where I was like, 'Alright, what would I do in this situation?' It kind of helped me get here," Ficken added.

One area where Ficken and assistant special teams coordinator Chris Gould have excelled, according to Staley, is getting contributions from the latter portion of the roster.

"What you have to do as special teams coordinators now in the NFL is you have to develop young players," Staley said. "That's such an integral part of your team is taking these young players who have maybe not played special teams very much in college and getting them up to speed, fundamentally, in understanding the pro game.

"I think that they are both excellent teachers. They set great examples," Staley added.

Chargers fullback Zander Horvath is one of the handful of young players Ficken has helped bring along this season.

Horvath plays on multiple phases of special teams, and said this week that he feels confident and prepared going into each game under Ficken's leadership.

"It's different with every guy, but he relates to you. You can go up to his office anytime and even if he's doing something, he'll stop and help with whatever you need," Horvath said. "That's great to be able to have. Just a good guy overall with great morale.

"He breaks everything down. He'll go over every play we're installing, and every position, too," Horvath later added. "If you have questions, he'll stop the meeting and make sure you understand it before we get on the field so you're not messing it up there. We make sure it's all set in stone in the meeting."

Scott echoed Horvath's sentiments.

"He's impacted us in a really positive way," Scott said. "He's done a really good job of setting the tone and creating culture. He's really good at bringing out the best in each guy.

"From a specialist standpoint, he's great at seeing what our strengths are and then using them for the advantage of the team," Scott added. "He's done a great job, man. It's been such a fun season so far."

Ficken credited Gould for helping him cultivate talent and contributions up and down the roster.

"It depends what their learning curve is, and if they've played a lot of teams or not," Ficken said of his teaching approach. "But it's a testament to the players because they want to be great, which allows us to pile on more.

"But [Gould] does a great job of getting those guys ready for certain situations. Him and I are a team," Ficken added. "It's just a matter of being open with players, being transparent and firm. Let them know what your expectations are and keep them accountable to it."

At 5-3, the Bolts find themselves in the thick of the AFC playoff picture with 10 games left.

And while who knows what the home stretch will bring, Ficken's leadership and impact has delivered a calm presence to a unit that has been erratic at times in recent seasons.

Staley said: "We're halfway through the season, almost, but as you guys have seen, it's a much different looking movie out there."

Ficken is appreciative of his time in Minnesota, and noted he wouldn't be as prepared as he is if not for the 15 seasons he spent in purple.

But he took on a new challenge with excitement and enthusiasm, even if it meant moving his family halfway across the country.

"I wanted to make sure we created an environment where we're very transparent and honest. But the biggest thing I wanted to do was create leadership on special teams," Ficken said. "This is about them, not me or anyone else. It's about the team and the players. I wanted them to have a say in it.

"We have helped our team with a goal of winning games," Ficken added. "There's a lot of plays in a game, but we just have a hand in it. This is the greatest team game there is, but we can contribute in the right direction."

So far, the Chargers special teams has done exactly that.

## KEENAN ALLEN

### Keenan Allen's Road to 10,000 Yards

By Kaelan Jones  
The Messenger  
November 17, 2023

A group of offensive linemen are planning their joint Thanksgiving dinner spread when Keenan Allen saunters by. Beard poking out from the black hoodie caped over his head — a powder-blue Chargers beanie snuggled on top of the hoodie — the veteran receiver snacks on lighter fare, a bag of Skinny Pop, as he approaches his stall in the Chargers locker room.

Allen's pre-practice get-up offers only a small window into his self-described fun and approachable personality. He fields questions from a reporter sizing up the Lions before their Week 10 matchup, matter-of-factly responding between popcorn bites.

"They're good," Allen says of Detroit, sticking another piece of popcorn in his mouth before slyly deadpanning, "We'll see what happens in the secondary now." (What happened: Allen tallied 11 catches for 175 yards and two touchdowns, albeit in a 41–38 loss.)

Allen is one of the NFL's most deceptive route runners, but when it comes to choosing words he's as honest as you can get. He's always spoken his mind, for better or worse, whether that's over his ranking on the NFL's annual Top 100 list, former players' rapping abilities, or his head coach's playcalling. His unapologetic, pointed sincerity and understated-yet-unmistakable intensity are part of what's defined him over the course of his NFL career, now in its 11th season.

Earlier this month, Allen crossed the 10,000-yard mark for his career, an accomplishment that signifies how one of the NFL's most clutch receivers has sustained high-level play for more than a decade. The Messenger watched three milestone catches with the longtime Chargers receiver to tell the tale of his career.

#### 1,000 Yards

December 29, 2013 | Kansas City Chiefs at San Diego Chargers

Third-and-2, 5:42 Q4 | From Philip Rivers for 38 yards to the KC 8

"Absolutely!" Allen exclaims when asked if he remembers the play. "Last game of the season."

Allen broke the Chargers' rookie record by tallying 1,046 yards in 2013, making a crucial 38-yard catch on a late-game drive that helped send a must-win game against the Chiefs, in San Diego, into overtime. The Chargers won, then reached the second round of the AFC playoffs as a wild-card team.

That triumphant conclusion of Allen's rookie campaign overshadowed a tumultuous start. Once considered the country's top defensive back recruit (he even verbally committed to Nick Saban and Alabama), Allen followed family and friends to play at Cal-Berkeley, where he immediately emerged as one of the nation's best receivers.

After three seasons, he declared for the draft as a likely first-round pick, but a torn PCL suffered midway through his junior year spoiled his pre-draft process. Still recovering, he clocked a sluggish 4.71 40-yard dash at the Combine.

Seven receivers were drafted before Allen, who slipped to the Chargers in the third round. Through training camp and preseason he rode the bench, buried on the depth chart for the first time in his athletic career. That led Allen to consider retiring from football to finish his degree or enter music production. A phone call from his mother encouraged him to not quit on the NFL.

"Knowing I wasn't gonna play, I was like, I ain't been in that position before," Allen says now. "I'm not about to watch knowing that I'm better than the other guys. I'm not gonna watch. So I was [thinking about] taking my talents elsewhere and go do something else. That's where I was at."

Allen didn't log a single snap in the Chargers' 2013 opener. But in Week 2 against the Eagles, starter Malcolm Floyd injured his neck. Allen stepped in, converting a third-and-8 on his first-ever NFL catch by coolly rolling over the middle for an 18-yard gain.

Drake's "Another Late Night" thumps over the locker room speaker as Allen reflects on seizing his chance. "I just never looked back," he says.

Allen crossed the 100-yard mark five times and recorded at least five catches in seven games during his rookie season. He finished second in Offensive Rookie of the Year voting behind Green Bay Packers running back Eddie Lacy. Allen racked up six catches for 142 yards and two touchdowns in the Chargers' divisional-round loss to the Broncos, becoming just the second rookie in NFL history to tally 100 yards and two TDs in a single playoff game.

Allen nods as he considers how his rookie year started, and recognizes the significance of crossing the 1,000-yard mark anyway. "But," he says, "at the same time, it was like, 'Yeah, I should'a been on this.' Y'know what I'm saying?"

#### 5,000 Yards

December 2, 2018 | Los Angeles Chargers at Pittsburgh Steelers

Third-and-4, 1:13 Q4 | From Philip Rivers for 12 yards to the PIT 22

As he watches Philip Rivers break the huddle, Allen unleashes a huge grin while chewing another piece of popcorn. Rivers had given Allen simple orders before the play: Take as much time as you need on this one.

"I was like, 'Bet,'" Allen says. "Because we had already run [that play] one time and we got a completion on it, but it was a little faster. That time, he was like, 'You work 'em. You just take as much time as you need.'"

Allen obliged, shuffling his feet before dusting then-Steelers linebacker L.J. Fort with a choice route and finding a soft spot in the Pittsburgh secondary for a 12-yard catch.

"I'm about to kill 51!" Allen laughs as he watches himself line up. He utters a series of ad-libs as he slithers by Fort. "Ah, ah, ah!"

By this point in Allen's career, he'd established himself as one of the NFL's best receivers and arguably the league's craftiest route runner. It's obvious he takes immense pleasure from snatching the souls of defenders and embarrassing them — it's damn near predatory. Allen swears he's been breaking opponents' ankles "since I was 7 years old." That has continued, even against the NFL's best cover men.

But it once was unclear if Allen could consistently show off his route-running artistry or if he'd just be a one-hit wonder. After his outstanding rookie year, Allen suffered three major injuries across three straight seasons. In 2014, he broke his right collarbone against the Broncos in Week 15, sidelining him as the Chargers' playoff hopes faded away. (That same shoulder still has a large bump from an AC joint sprain he suffered in 2013.) In 2015, Allen lacerated his kidney in Week 8 and missed the rest of the year. "You couldn't move. You couldn't do nothin'," he recalls. "You're just on bed rest. That s--- was lame." In 2016, he tore his right ACL during the Chargers' season-opener. "The ACL [injury] was pretty lame, too," he explains. "But obviously you can go to rehab and work out."

Allen missed 25 total games across those three seasons. He says he never doubted whether he could come back and perform at a high level, but admits, as a competitor, it was excruciating not being able to contribute. Even today, the best way to get other Chargers receivers going, he tells reporters, is to make sure he's on the field.

"Every time you gotta watch a game, it don't matter if you gotta watch one game, it's gonna be tough," Allen says. "Just because you're so used to being out there. You wanna be out there. Then you gotta watch somebody else do it, it's not fun."

In 2017, Allen's fifth season, he finally stayed on the field long enough to enter the NFL's upper echelon of playmakers. He played all 16 games for the first time and led the Chargers with a then-franchise record 102 catches, 1,393 yards and six TDs, while claiming the league's Comeback Player of the Year award and earning his first Pro Bowl nod. In 2018, he followed it up by appearing in all 16 games again and snagging 97 catches for 1,196 yards and six scores to go with another Pro Bowl.

Allen says it took years for him to build up consistency and become a nuanced receiver. Playing with Rivers helped him understand the game at a deeper level. The why of things became clearer — from playcalls, to route combinations, to protections.

"The game is not even the same to me," Allen says now. "I wish I didn't know it how I know it now, because I don't even run routes the same. When I was a rookie, every route, I'm trying to get open. It don't matter [the play] because I don't know what read I am, I'm just trying to run and get open. Now, it's like, 'I'm not getting the ball, I'm chillin'.' But the [defensive back] don't know that, so you..." Allen pauses and invitingly gestures, before concluding, "...give him the win on this play."

As a rookie, Allen was "a robot." He'd watch veterans Antonio Gates and Eddie Royal run polished routes with their own subtle tweaks. That made Allen excited about the possibilities of what he could do.



"I'm like, 'Oh s---, I could really get crazy on some of these [routes]!'" Allen recalls. "But you really gotta learn the offense. You gotta know what's going on, you gotta know the timing with the quarterback, before you can do all that. The faster you can do all that, that's when you can really get into your bag. I would probably say by [my] third year, fourth year... Party time."

## 10,000 Yards

*November 6, 2023 | Los Angeles Chargers at New York Jets*

*Third-and-4, 11:47 Q4 | From Justin Herbert for 38 yards to the NYJ 47*

Allen swears he lost the ball in MetLife Stadium's bright lights during the catch that crossed the 10,000-yard mark. The 31-year-old spun, contorted his body and stuck his left arm up to pull the ball in as he fell on his backside.

As Allen rolled into the Jets sideline and popped up, he says, "I was like, 'Yeeeeeeah! That's how you do it!'" Then he yelled at the Jets crowd, "I do this s---! This is what I do!"

Allen says the play was particularly sweet because before the game he'd overheard Jets situational football/game management coordinator Dan Shamash, who'd worked with the Chargers from 2017 to '21, explaining to New York's receivers they needed to get to their back on certain catches.

He didn't even know that play was the one that put him over the 10,000-yard mark. "I just knew it was on third down," he says, to which I tell him that, fittingly, all three of the milestone catches we watched were third-down conversions. Allen has twice led the NFL in third-down receptions (2017, '20). Mid-popcorn bite, he looks at me, looks back at the phone screen as a replay rolled, and responds, "Pass me the rock, bruh!" followed by more ad-libs tracking over his route running. "Uh! Uh!"

Despite the hootin' and hollering at watching him cook defenders, Allen says none of what he's accomplished blows his mind, even though he understands the significance of what he's made out of his career. Only a small percentage of people have recorded 10,000 career receiving yards. "Fifty four," Allen clarifies. As for what it means that Keenan Allen is one of those 54? "That he takes his business seriously," Allen says. "That he stands on business, y'know what I'm saying? That he show up and obviously put the work in, because that's how you're able to do it."

Allen's teammates can attest to his work ethic. Khalil Mack, once Allen's rival with the Raiders, finds it impressive how committed he is. "He a fun guy, man. He like to enjoy himself on the field," Mack says. "But you turn on the practice tape and he's workin' hard. He's workin' just as hard as these rookies and running as fast as these young guys."

The Chargers young receiver room is reverent of Allen. Rookie first-rounder Quentin Johnston says he's gravitated to Allen because of his professionalism, "and I'm just bouncing ideas off of him all the time," Johnston says.

Allen is the only receiver on the Chargers' active roster over 30 years old, but you wouldn't know it watching his head bob to Young Nudy's "4L Gang S---." "I don't feel like a vet," he says. "I obviously am, because I'm around a bunch of young guys. But I don't feel like how Gates and them boys felt." Allen might not feel that way, but the younger wideouts still think Allen offers sage-like advice — with the beard to match.

Practice squad receiver Keelan Doss, whose locker is stationed next to Allen's, says Allen once told him Great players might have a bad play, but they don't really have a bad practice. "I took that part, incorporate that in my game, and just build on it," Doss says.

"He's a really detailed guy," fifth-year wideout Jalen Guyton adds. "For me, that says a lot in an industry where sometimes you have more experience than your boss, or you have more experience than the person who's telling you to do it, to just humble yourself and keep it pushin', stay disciplined, do what you're told. Just be a good teammate, honestly. He's a great teammate in spite of all the success he's had."

During a 2017 interview, Allen said that he learned how to appreciate the game and the process of becoming great. That required a mindset shift, one that's grateful even when you're tired and waking up for a 6:30 a.m. meeting to watch film of the same plays they've already gone over. "You gotta love it," he said. And to love football, you had to "be good at it." In Year 11, he still is. He leads the league in receptions (73) and is fourth in receiving yards (895). He's stayed healthy and started every game.

"I think it's more routine than love at this point," Allen says now. "Obviously you still love the game, to play the game and have fun, but it's a routine. I was telling the guys, I could just wake up and go play and be good. As long as I'm in shape and stuff like that, I can probably just wake up and go play."

Allen snickers. He's kidding, sort of. After all, he knows the game can't be cheated. He's experienced enough through a decade-plus in the NFL to understand what's required on a daily basis to play this well for this long. He understands how health is cherished. He understands the meaning behind every little detail, of what coaches say and what he's assigned. He distills this wealth of knowledge in a casual manner that only someone with 10,000 career receiving yards can.

"Nah, the game is just the game now," Allen says, confidently. "I know it."

# Chargers receiver Keenan Allen talks 'The Masked Singer' appearance

By Lindsey Thiry  
ESPN.com  
June 29, 2023

LOS ANGELES -- An oversized, sparkling gargoyle costume dripping in gold chains and massive gold wings weighed heavy on Keenan Allen's 6-foot-2, 211-pound frame.

The Los Angeles Chargers receiver felt hot. His eyes strained to see from behind a mask and a deep breath became difficult to take behind a foam mouth piece that was part of an ultimate effort to conceal his identity.

A 10-year NFL veteran, Allen is accustomed to playing in the spotlight, but performing on a sound stage in the heart of Hollywood felt entirely unfamiliar.

"I was way more nervous than being on a football field," Allen said.

In an earpiece, a producer counted Allen in -- "three ... two ... one ..." -- before lights flashed, backup dancers spun into motion and Allen's mind flashed, "I'm not ready! I'm not ready!" Then, his microphone went live.

"You will remember me," Allen sang. "Remember me for centuries!"

Singer Robin Thicke looked on enthusiastically from the judge's panel, and a studio audience erupted in cheers as Allen completed a short rendition of Fall Out Boy's hit "Centuries." But Allen's performance could not save him from elimination on the Fox series, "The Masked Singer," a singing competition show with a twist: The performers' identities are concealed by costumes until they are eliminated.

"It is kind of overwhelming," Allen said of the experience. "Taking off the mask was the best part."

On the field, where he has donned a Chargers uniform for his entire career, Allen has developed a reputation as a dependable playmaker, earning five Pro Bowl appearances and recording the most games (10) with at least 12 receptions in NFL history.

This season, the 31-year-old is expected to return to form after a hamstring injury sidelined him for seven games in 2022. He's expected to become a beneficiary of an updated offense installed by coordinator Kellen Moore that will create more explosive plays and open more space for Allen to maneuver as he attempts to help the Bolts to consecutive playoff berths for the first time in his decadelong career.

Even amid the preparation for what could be a memorable season, Allen's coaches and teammates were well aware of their star wideout's appearance on another type of stage.

During a team meeting to open the offseason program, coach Brandon Staley turned on the film of the gargoyle lighting up the stage.

"We showed the group that," Staley said, laughing. "I was stunned at how good this guy was. I couldn't believe what I was hearing and that that was actually him."

Left tackle Rashawn Slater looked on in amazement. "I've heard him sing in the huddle before," Slater said. "And it's pretty good, but I didn't realize he had it like that."

"That was super dope," defensive tackle Sebastian Joseph-Day said.

Herbert had an inkling that it was his top pass-catcher under the disguise.

"I had seen some of the clips," Herbert said. "I knew he had a great voice, so it was pretty impressive to watch this."

Allen loves to sing. It's a passion sparked by his mother who made him sing in the choir in Greensboro, North Carolina, when he was young. He taught himself to play the piano without learning to read music.

The 31-year-old has a fledgling music career. He has released an R&B/soul single, "Distraction," under the moniker "K. Alexander."

More than 10 years ago while in college at the University of California, Berkeley, Allen's vocal cords and love for singing sparked a love connection with his wife, Ciandra, who saw a video of him singing on Facebook.

"He was posting videos of him singing in college at the time," Ciandra recalled behind shy laughter. "That's what attracted me. I'm like, 'Wow, he's not only cute but he could sing.'"

Allen's voice now provides background music in a house bustling with four small children.

"He's been singing around the house and everywhere for as long as I can remember," Ciandra said. "To do a show like this for the first time, I was so proud of him because I knew he was ready for it."

Training for the show was intense, Allen said.

The series' production team fitted Allen for his disguise as a gargoyle, inspired in part by his 4-year-old son, Kado, who loves dinosaurs.

Once he learned which songs he would perform, Allen would sing throughout the day, wherever he was. "I just kept singing," he said, "so I didn't mess it up."

Allen officially rehearsed three days a week, putting in 15-hour days in April. He would leave his home at 7 a.m., arriving on set in time to participate in three rehearsals ahead of the live show. Time was spent with a vocal coach but not with fellow celebrity participants or judges.

Each contestant had to keep their identity concealed by wearing masks with black hoodies emblazoned with the words, "Don't talk to me," on set. He returned home around 10 p.m. each evening.

"It's very TV friendly," Allen said of the show, laughing. "Not player friendly."

Allen said he could not shake his nerves as he prepared to perform in front of a panel of judges that included Thicke, actress Jenny McCarthy, actor Ken Jeong and singer Nicole Scherzinger.

"I was so scared," Allen said of the experience, which required live singing and the memorization of songs he sometimes was previously unfamiliar with. "You're not singing your song. You're singing somebody else's song. So it's like, f---, I don't want to f--- this up!"

Allen sang four songs over two episodes before his elimination in a one-on-one battle with the season's eventual winner, British singer Bishop Briggs.

"We all felt the talent in the voice, but I saw you get a little more confident, a little more loose in each performance," Thicke told Allen. "I thought you did a great job."

"You made a lasting impact on us because you have a beautiful voice," Scherzer said, "and your heart always shone through all of your performances."

Despite positive reviews from the audience, judges and teammates, Allen has decided that for now, he will stick to karaoke, singing in his hallways and dabbling in a potential music career that does not involve wearing costumes.

"It was fun," Allen said of the show. "But I don't want to do it again."

## CHRIS BEATTY

### Chargers assistant Chris Beatty keeps developing receivers, looking for opportunities

By Daniel Popper  
The Athletic  
July 20, 2023

During the 2021 offseason, Chris Beatty sat Mike Williams down and gave the No. 7 pick from the 2017 NFL Draft a rather specific prediction.

After more than two decades coaching high school and college football, Beatty had recently achieved his longtime goal of reaching the NFL, joining Brandon Staley's Chargers staff as the receivers coach. Over the ensuing weeks, Beatty had immersed himself in the tape, learning all he could about his group.

What Beatty saw from Williams was untapped potential. Williams was entering his fifth NFL season on an expiring contract. He was a good NFL player, but he had not yet lived up to where the Chargers drafted him. Beatty had a plan to change that.

"Here's what's going to happen," Beatty remembers telling Williams that offseason. "If you do what I ask you to do, you're going to get 80 catches, 1,200 yards and 10 touchdowns and get a big contract."

Williams, a man of few words, gave Beatty a simple reply: "I got you, Coach."

What happened next provides a window into what Beatty brings to one of the most talented and expensive receiver rooms in football — and why Beatty could soon be achieving another of his coaching goals by becoming an NFL coordinator and play caller.

Beatty had a grander vision for Williams. In his first four seasons, Williams was used almost exclusively as an outside-the-numbers threat. And he made plenty of jaw-dropping plays in those areas of the field. Williams' greatest gift is how he uses his huge frame, long arms and elite body control to win jump balls.

But while watching film, Beatty could not understand why Williams wasn't being used in other areas of the field. The Chargers were building a new offense in Staley's first season, and this was the ideal opportunity to explore what else Williams could become.

Staley had tapped Joe Lombardi as his offensive coordinator. Lombardi came from the Saints, where, over the previous five seasons, Michael Thomas had set records as one of the most productive receivers in football. Thomas was the X receiver in those Sean Payton-Drew Brees offenses, typically lining up as the isolated receiver.

As the Chargers offense was developing that offseason, Lombardi approached Beatty about where Williams could fit.

"Mike can be Mike Thomas," Beatty told Lombardi.

There was some consideration into moving Keenan Allen around to fulfill some of the many duties Thomas excelled at in the Saints offense. But Allen is at his best in the slot. Giving Williams the Thomas role would put Allen in the best position to be successful and create a more dynamic passing attack overall. That is, as long as Williams was up for that challenge. And Beatty believed he was.

"He can do more," Beatty said. "You go back to Clemson, he was running in-breakers, in-cuts, slants. ... So, it was like: 'I think we can do these things with him. We don't need to move anybody there. He can do them.' He just hadn't been asked to do them."

Lombardi agreed. So did Staley.

And the vision became a reality. Williams finished 2021 with 76 catches, 1,146 yards and nine touchdowns — just missing Beatty's predictions across the board. Williams' potential was fully realized with an expanded route tree that included many of those in-breakers Beatty first pitched.

Williams signed a three-year, \$60 million extension that offseason.

"They trusted in me," Williams said at the Chargers facility a day after inking his deal.

Last season brought some adversity to Beatty's room.

Allen strained his hamstring in Week 1 and went on to miss seven games. Williams suffered a high ankle sprain in Week 7 and missed most of the next five games. Jalen Guyton, the Chargers' lone dangerous deep-field speed threat, tore his ACL in Week 3. Joshua Palmer, the Chargers' No. 3 receiver, battled through knee and ankle injuries. Palmer also missed a Week 7 loss to the Seahawks with a concussion; it was the second time he had been in the concussion protocol in two months.

Amid all the moving pieces, Beatty helped DeAndre Carter emerge as one of Justin Herbert's most reliable targets. Carter entered training camp as the fifth receiver and returner. He ended up playing close to 700 offensive snaps. Carter caught 46 passes. His previous career high was 24. He had 538 receiving yards. His previous career high was 296.

This would have been surprising to someone who isn't familiar with Beatty's career. But Beatty has been elevating and developing receivers through his 25-year coaching career that started at North Stafford High in northern Virginia.

He coached Percy Harvin at Landstown High in Virginia Beach, leading that program to a 40-2 record over three seasons. Beatty has a framed Harvin Vikings jersey hanging in his home in Maryland.

Beatty coached Tavon Austin and Stedman Bailey at West Virginia. Those two share the school single-season receptions record, which they set in the same season a year after Beatty left for a job at Vanderbilt. Austin played nine years in the NFL; Bailey played three.

At Vanderbilt in 2011, Beatty coached Jordan Matthews, who broke the school's receiving record the following season. Matthews then broke his own receiving record and set the receptions record in 2013 before being drafted in the second round.

After a year of calling plays for Illinois, Beatty left to coach receivers at Wisconsin. There, in 2013, Jared Abbrederis set the single-season receptions record for the program. In 2016, Beatty joined the staff at Maryland, where he coached DJ Moore. In his first season playing for Beatty, Moore caught 41 passes for 637 yards and six touchdowns. In his second season playing for Beatty, in 2017, Moore caught 80 passes, which remains a school record, for 1,033 yards and eight touchdowns. That spring, Moore was the first wide receiver drafted, at No. 24 to the Panthers.

Beatty coached receivers at Pitt for two seasons after leaving Maryland. In 2019, Beatty's first season, Maurice Ffrench set a school record with 96 receptions. Beatty then coached Jordan Addison in 2020. The next season, after Beatty had joined Staley's staff, Addison won the Biletnikoff Award as the best receiver in football. He caught 100 passes, breaking Ffrench's record. Addison finished just shy of the program receiving yards record set by Larry Fitzgerald Jr. in 2003.

"You hope people recognize that and will give you an opportunity," Beatty said of his career.

That opportunity, though, did not come until 2021.

"A lot of it's just perseverance," Beatty said.

Beatty and Staley first met in 2007 at Northern Illinois. Beatty was the running backs coach. Staley, two years removed from his playing career as a quarterback, was in his second season as a graduate assistant.

As Beatty recalls, Staley was working primarily with the defense but was looking to get back to the offensive side.

"He wanted to talk ball all the time," Beatty said.

So Beatty would invite Staley over for late-night discussions, scratching that offensive itch for the future Chargers head coach.

"I didn't treat him like a GA. I've never tried to treat any of my GAs like a GA," Beatty said. "That's a big thing: You treat people like coaches and like people. You don't treat them like they're lesser than you."

Almost 15 years later, Staley had a receivers coach opening on his NFL staff. He offered it to Beatty, who had maintained his desire to get to the league throughout his journey.

"It's amazing how things go full circle," Beatty said.

It is hard to square Beatty's impressive resume with how long it took for him to reach the NFL.

But, Beatty said, that can be the “frustrating” reality for Black coaches. As The Athletic’s Jim Trotter noted earlier this offseason, only five of the 33 non-interim head-coaching vacancies have been filled by Black coaches over the past five hiring cycles. And this trend is starker on the offensive side. With training camps beginning around the league this week, there is only one Black coach slated to call offensive plays in the NFL this season: Washington’s Eric Bieniemy.

Beatty has been working his whole life for that type of role — really, to become an NFL head coach. He interviewed last offseason for the Vikings’ open offensive coordinator position on Kevin O’Connell’s staff, which Beatty believes was a “positive step.”

But he added that, at times, it is hard not to “lose hope.” He last called plays in 2012 at Illinois.

“We’ve all had that feeling,” Beatty said. “If you’re never given an opportunity, how do you know that someone can’t do it?”

“If we have a real conversation, like, ‘Hey, I’m really going to interview you for my job, and I’m not interviewing you to check a box, but I’m interviewing you to see if you’ve got the smarts to run my offense and the opportunity is there,’ I think there would be more people getting hired that don’t look like everybody else that’s been hired.”

All Beatty can do for now is keep developing receivers as he has for decades.

He will keep thinking outside the box to unlock talent.

He has another such receiver this season in rookie Quentin Johnston, the Chargers’ first-round pick. And Beatty is already getting promising early returns.

One morning during OTAs in the spring, Beatty was meeting with Johnston and the rest of the receivers. The Chargers had practice scheduled for 11 a.m. Beatty wanted Johnston to try a new release called a “diamond release” at the line of scrimmage that day. Effectively, the receiver fakes a route to one side before cutting back the other way. It has the same effect as a crossover in basketball. Beatty detailed the release to Johnston in the meeting room: “Give him a little cha-cha and then beat him across the face with a foot in the ground and burst.”

As practice began, the Chargers broke into position groups. The receivers practiced diamond releases in the individual period, working against the hand shield and dummy.

When the seven-on-seven period started, Johnston got his opportunity. He was matched up one-on-one with cornerback Asante Samuel Jr. in the red zone, isolated on the right side. Johnston faked Samuel out of his shoes and caught the touchdown from Easton Stick, executing the diamond release to perfection.

“He doesn’t know what he doesn’t know, so you tell him something, and it’s almost like, ‘Oh, you can do that?’” Beatty said of Johnston. “You’re looking at it like, man, this guy, the sky’s the limit.”

Staley and the Chargers trusted that Beatty could get the most out of Johnston — “polish that raw jewel to make it into something that shines,” as Beatty put it. The same way he got the most out of Williams.

It is a safe bet. Beatty has been polishing jewels his whole career.

And one day, he hopes they all shine bright enough to help him reach his ultimate goal.

“You can’t take the fact that somebody is not opening a door,” Beatty said. “You still got to keep pounding on it. And eventually, you hope somebody opens it.”

## JOEY BOSA

### 'I've been eating a ridiculous amount lately': Inside Joey Bosa's quest to bulk up

By Lindsey Thiry  
ESPN.com  
August 10, 2023

COSTA MESA, Calif. — Los Angeles Chargers outside linebacker Joey Bosa spent his offseason eating until he was uncomfortable.

Then he ate some more.

"Eating isn't really enjoyable these days," Bosa said. "It's more so just part of the job."

The calories consumed by Bosa -- he estimates between 4,500 to 5,000 per day -- were all part of a well-constructed plan to enable him to pack pounds onto his 6-foot-5 frame as prepares for his eighth NFL season.

Bosa, 28, felt a need to return to a heavier version of himself after playing last season at 250 pounds, down from the 265 to 270 range that he played at earlier in his career, and well below the 280 mark he played at during his collegiate career at Ohio State.

"I specifically tried to really eat good and put some weight on this offseason, get back to my weight I was at a few years ago, where I could really use my power," Bosa explained after a training camp practice. "Really handle guys in the run and be more effective in that part of the game."

The plan to bulk up was put into motion following a 2022 season that saw Bosa spend 12 games on injured reserve after undergoing groin surgery, and which saw the Chargers fail for a second season to stop the run, allowing a league-worst average of 5.4 yards per carry.

A discussion with position coach Giff Smith -- who has coached Bosa since he was selected with the third overall pick in 2016 -- helped further the idea that adding weight would enable him to regain power.

"When we went to this system of defense, he thought he needed to be a little bit lighter and he was dealing with some nagging injuries, so you always lose a little weight when you have some lower half injuries," Giff said. "He's finally healthy and he was able to add the muscle mass, good muscle mass, and he feels comfortable. And then it does expose the power. Everybody knows how gifted he is with his hands and his movement, but when you can shock [opponents] with the power, it just has another element to his game."

Coach Brandon Staley, who scrapped the Chargers' 4-3 defensive scheme for a 3-4 when he was onboarded in 2021, endorsed the change.

"That's where he's most comfortable," Staley said. "You have to be able to establish power as a rusher, that's what's going to make you really, really dangerous. He has some of the best hands in the NFL, which is kind of what he's famous for, but to set those hands up, you have to really establish power."

Arguably no player has felt Bosa's strength in training camp like left tackle Rashawn Slater, who must contend with him daily.

"I noticed that right away," Slater said of Bosa's weight gain. "I feel a little extra pop with him this year for sure."

To gain the weight, Bosa continued his usual offseason training regimen with his brother, 49ers star defensive lineman Nick Bosa, in Florida, but adding pounds required working closely with a nutritionist and maintaining close proximity to a refrigerator so that he could consume five to six meals per day and constantly snack.

"Was able to stay consistent with all the things that I normally would do," Bosa said. "But the key to gaining weight is just to eat a lot. Eat way more than you want to. And it's no fun a lot of the time."

Before a morning run, Bosa would drink plenty of fluids, maybe eat a little fruit. He'd follow his run with a small breakfast.

Then, the eating marathon would commence.

Five more meals with plates full of red meat, chicken or fish. A big dose of protein, some vegetables and often a version of his guilty-pleasure carbohydrates, like chickpea pasta.

And snacks. Lots of snacks -- think pretzels, nuts and fruit (But no honeydew or cantaloupe, which Bosa despises) -- often smothered in creamy peanut butter. And a smoothie.

"I'll just eat berries in the peanut butter because my chef in Florida said that the fruit, you need a fat with the fruit for it to really have its whatever benefit," Bosa said. "So that helps with the weight gain and getting all the vitamins and stuff from the fruit."

Gaining the weight while dripping sweat during hour-long workouts in the summer Florida humidity proved difficult, but perhaps not as hard as maintaining his weight during training camp in Southern California, where the Chargers spend about 2 ½ hours daily sweating on the practice field.

And Bosa's fast metabolism has required that he not miss a meal. If he does, the consequence will be felt the following day when he weighs a few pounds less.

"I've always been kinda the one that needs to eat a ridiculous amount to keep on weight," he said. "I've been eating a ridiculous amount lately."

But for all the eating and bulking up, outside linebacker Khalil Mack says you can't tell by looking at Bosa. "Which is a great thing," Mack said, before chuckling. "It's not like he has a gut or anything now."

Bosa will test the results of his offseason makeover -- which also included chopping off his long blonde locks in favor of a buzz cut -- when the Chargers open the season against the Miami Dolphins on September 10 at SoFi Stadium.

"I definitely feel stronger," Bosa said.

## Bosa, Mack Aim to be 'Rare Tandem' in Year 2 Together

By Eric Smith  
Chargers.com  
May 24, 2023

The far corner of the practice field at Hoag Performance Center was full of accomplishments and accolades.

And still so much potential, too.

Yes, Joey Bosa and Khalil Mack were back together again Monday at the Chargers first Organized Team Activity practice of the spring.

It was the second straight year Bosa and Mack were on the field for Day 1 of OTAs and there once again is the familiar hope of what they can accomplish together.

"It was great last year, even the short amount of time that we were together," Bosa said. "Obviously, it was unfortunate that we didn't get more time to play together."

Mack added: "It's always good when you have Joey B. out there, man. A lot of knowledge. A good friend, a good dude to have around in the locker room and the meeting room."

A year ago, Bosa and Mack took the field together for the first time as teammates.

And their Week 1 performances seemingly offered a glimpse of what was to come, as Mack had 3.0 sacks and Bosa added 1.5 sacks (while both forced fumbles) in a season-opening win against the Raiders.

But those good vibes lasted just a few weeks as Bosa was lost for the majority of the season with a serious core muscle injury.

"Yeah, we were out there for six games together [including the playoffs]," Bosa said. "I think we were really growing close together during camp. We kind of feed off each other in the rush."

"I know when I went down, obviously, it kind of was a big shock for me, obviously, and for Khalil and for [outside linebackers coach] Giff [Smith] and all of those guys in the room," Bosa added. "We had been working so hard all camp and we have an idea of how we're rushing together and this and that, so it obviously throws us a curveball."

The tandem is ready to start another journey together, one that hopefully lasts longer than the previous edition.

Day 1 was on Monday.

"I really appreciate all these guys being here, because it's voluntary. I think it says a lot about the culture that we have. Your culture is your best players and the example that they set," said Chargers Head Coach Brandon Staley. "Certainly, Khalil Mack sets a high standard, and I think that Derwin [James, Jr.] and Joey are part of that."

"For Joey to be here, I think that it shows all of these young players what it takes to be successful, that you have to be here with your team to improve," Staley added. "We know that Joey has such a specific routine with his brother in Florida. For him to be here, Day 1, really excited about that."

Khalil Mack on Turning the Page to Year 2 with the Bolts

Bosa said Mack was a key reason why he showed up on Day 1 for the second straight year, noting the bond between two of them has strengthened in time.

"Khalil and I, off the field, I think we've grown close just in the short amount of time that we've been together," Bosa said. "I'm excited to keep it going."

"I'd say he's definitely part of the reason that I came out early," Bosa added. "I feel obligated to do my stuff when I have him watching me, have him counting on me. It's nice to have that."

Mack enters the 2022 season with 84.5 career sacks after posting 8.0 in 2022, a year that saw him get regular double teams after Bosa went out.

Bosa has 60.5 career sacks and is a four-time Pro Bowler.

The Chargers hope a healthy tandem can strike fear into opposing offenses this coming season.

"I think what we saw last year in training camp, at the beginning of the year, is that those two guys playing together are special tandem," Staley said. "It's rare that you can find two players of that caliber that you can get together. Our goal is for those two to get to play together."

"We know how productive they are. They're both perennial Defensive Player of the Year candidates," Staley added. "They both can play at that level and we expect them to play at that level. Excited for those guys to have another crack at it this season."

Both Bosa and Mack said they are healthier than they were a year ago at this time.

Bosa had battled chronic groin issues but said Monday he's feeling the best he has in years. And Mack, who was coming off late-season foot surgery in 2021, said Monday that a full offseason has him feeling like his old self.

"I feel pretty good. I was coming off that injury last year," Mack said. "Being able to get into it and get into a regiment faster and run and do all of the things that I would normally do during the offseason, it feels great."

The Chargers will need the duo to be at their best as they deal with a challenging 2023 schedule that features one elite AFC quarterback after another.

And the tandem's presence on the edge should help out a run defense that struggled on the outside last season.

If everything goes according to plan, the vision the Bolts had of Bosa and Mack playing together could fully come to fruition, even if it's a year later than they hoped.

"I think the more time that we're out there together, the more comfortable we're going to be together and the more that we're going to understand each other when somebody is doing something in the rush," Bosa said. "Like I said last year a bunch of times, I think we complement each other well."

"Once we get more reps and more time together, it'll start being non-verbal communication out there," Bosa added. "We'll really get a feel for each other and when a guy is going high, a guy is going low. I think we have the opportunity to really get to a special spot between us two."

Has the NFL seen what the two can do together?

"Not even close," Mack said. "Just can't wait to get out there with this guy. Not talk too much, but get to work."

# Chargers Edge Rusher Joey Bosa Put Mental Health Recovery Over Football in Offseason

By Fernando Ramirez,  
*Sports Illustrated (Maven)*  
September 9, 2021

When players line up for stretching and activation for the Los Angeles Chargers, it's done in unison at Jack Hammett Sports Complex or Hoag Performance Center.

But when all players are on the ground going through a stretch, a silent figure is in the back doing his own thing.

Joey Bosa is backpedaling, doing lunges, and working out at his own speed. He is always working on his craft and always tries to improve. He works with his trainer Todd Rice in Florida, and his workout partner is his brother -- San Francisco 49ers defensive end Nick Bosa.

He is out there in Florida from the moment the season ends until mandatory minicamp. Usually, they go through numerous pass-rushing techniques or work on getting stronger and faster.

However, this year was different.

Last season was challenging all around, with the pandemic and the offseason program being shortened. It was rough, but for Bosa, the whole season was strange.

"The impact of what I went through last year was real," said Bosa with a straight face.

He sustained numerous injuries to begin the season. By the New Orleans game in Week 5, Bosa dealt with a triceps, ankle, and knee injuries that prevented him from playing any other down but third. He got a sack in the 4th quarter against Drew Brees using a spin move that would make Dwight Freeney proud.

Fast forward to Week 9 in Denver when the Chargers had a 21-point lead over the Broncos late in the third. Bosa took a hit to the head and would miss the rest of the game with a concussion. Things would change from here.

Bosa only remembered showing up at the facility on the bus. Everything else was foggy. The next few days would get even worse with him locking himself up in his room and only coming out to get his COVID test at the facility.

He would miss two games. He returned feeling a little more upbeat. He had a dominating performance against the Buffalo Bills in week 11, sacking the opposing quarterback three times, collected nine tackles and six tackles for loss.

Three weeks later, it would happen again. He sustained a second concussion in Las Vegas against the Raiders. He wouldn't return for the last two games of the season.

"I undersold how much it affected me mentally with a concussion or what I had to deal with," explained Bosa. "It was really intense, and I kind of fell into a bit of a hole at the end of last year mentally."

One of the factors that helped him get out of his hole was that the fact that he had Nick living with him in L.A. The younger Bosa brother was rehabbing from a torn ACL he sustained in week two against the Jets.

Bosa decided to room with his brother again, like when they were kids. Growing up, they competed in anything and everything. They still kind of compete to this day.

"I think we have this intense competition against each other all the time," admitted Bosa. "That's kind of unspoken like, when somebody else does something, we're happy for him, but at the same time, we're like s\*\*\*, and I want to do better."

During the back end of training camp this year, the 49ers were in town to have a joint practice with the Chargers. The younger Bosa is still coming back from his torn ACL, but he was able to practice on the side.

He also watched as his brother hand swiped, outpowered, and even used his agility to get past the 49ers offensive line. He was on a mission.

"I'm happy I was able to perform well against this team, and for him to see a few reps, it meant a lot," explained Bosa. "I was going to be really, really upset if I went out there and had a bad week because I can't have him show me up."

Bosa was Mic'd up for the Chargers, and the first thing he says when he bumps into his little brother is, "what's up, small guy?" to which Nick asked his older brother what moves he used to get past the offensive line.

It is the typical big brother, little brother love relationship. You always want your little brother to do great things, but not better than you.

"Sometimes the competition gets a little too intense, but luckily we don't play ping pong anymore or paddles are flying all over the place," said Bosa.

Bosa was happy to see his brother. He was thankful that Rice and his brother helped him climb out of that dark hole. He spoke out about mental health after what he had suffered through last season and has become more and more of an advocate.

"It's your health long term, and you see so many people losing their minds," Bosa said last November. "There's people around me that have been losing their fathers from, from brain diseases, and it's just it's a scary thing to think of."

Sometimes athletes are seen as Supermen, nothing can get to them, and nothing can hurt them, but people forget that they are more like Clark Kent. A couple of years ago, Bosa started to see a therapist, who helped significantly with what was going on during the end of last season.

"Ever since then, I've been super open about all of it, my meditation, therapy sessions, and all that," said Bosa. "So, it was just a tough time, and I had him to help me every week."

Bosa is a workout warrior. So, after the season ends, he takes some time to himself then jumps back on it with Rice and his brother in Florida. This offseason, though, Bosa felt like it was more about getting back mentally.

"The last few months, I've been steadily climbing and climbing and climbing and I'm just back to my old self, you know, feeling great," said Bosa. "Feeling great physically feeling great mentally."

He took his time. While he did that, some changes were going on back in Los Angeles. The team had fired head coach Anthony Lynn and hired 38-year-old Brandon Staley.

The new head coach called every single one of his players on the phone to explain to them who he was, and he wanted to get to know them. He wanted to show the players that he cared for them as people, not only as players.

"It's pretty obvious that this is who he is, and he's really passionate and knowledgeable about every single position," said Bosa. "He's a younger guy who listens and knows how to take care of us."

The head coach would talk to Bosa here and there but knew that his star pass rusher wouldn't be coming until mandatory minicamp. When Bosa showed up in Costa Mesa, he sat down with his head coach, and they just talked for a little over two hours. Bosa opened up to his coach about what he had gone through last season.

"I think that for him to be so outspoken," said Staley. "It's very courageous to me; there's a lot of bravery. Then there's also a selflessness too because he's not thinking about himself. He's thinking about other people. Anytime you have a star player like him that thinks that way, it's amazing."

He also talked football with Staley, realizing quick that Bosa is a unique person with a high football capacity.

"He's kind of an artist," said Staley about his initial thought after meeting with Bosa. "You don't get that way without being fully invested in your game, and I think he's so insightful about the details of his craft."

Bosa was quickly impressed by his new head coach.

"He could walk in any room really and talk about technique, and it's not just like, 'Oh, yeah, what are you guys running?' It's like he breaks it down exactly what's going on technique because he loves football," explained Bosa. "He has this kind of freaky memory where he just remembers things."

Staley was also impressed with Bosa. Staley has worked with some of the best pass rushers in Chicago's Khalil Mack, Denver's Von Miller and Bradley Chubb, and L.A. Rams' Leonard Floyd and Aaron Donald.

"I learned a lot from those guys like what he sees and what his approach is, and, and tapping into that, so you can coach him better," said Staley. "I felt like he's just has a lot of insights because he's such an accomplished player."

There will be some changes to this defense, though. Since being drafted by the Chargers in 2016, Bosa has been a big reason why the defense has generated a consistent pass rush. He has played 63 games in a Bolt uniform, sacked the opposing quarterback 47.5 times, and has 109 quarterback hits.

He also had his partner in crime in Melvin Ingram. When one of them got a sack, Bosa would do his signature shrug, and Ingram would cross his arms. They were a solid duo, but that has come to an end. Ingram wasn't re-signed and is a member of the Pittsburgh Steelers.

"He was great," said Bosa about Ingram. "He was the polar opposite of me, which I mean, opposites attract. I think we had a great relationship. Great player. I learned a lot from him. But I'm just happy he found a good spot, and he's probably going to have another great year over in Pittsburgh."

The Chargers brought Kyler Fackrell from the New York Giants to compete with Uchenna Nwosu for that spot opposite the Pro Bowl pass rusher.

"I love having Kyler," explained Bosa. "I think he was a great pickup. He had a great game the other day, was really impactful. I think Chenna's definitely coming into his own. He's been a great rusher for the past few years already, and he's finally going to have a real opportunity to get a lot of reps, but I think all three of us are going to do a really good job rotating in, and we're going to all have a lot of reps every game and keep each other fresh."

The significant change in Bosa's game will be that the team will ask him to take his hand out of the dirt and drop back into coverage. "I obviously want to rush the passer," said Bosa. "It's what I love to do. It's what I love about football and what I love to work on. But this is a new skill I have to learn. So, it's been a fun challenge. It's been frustrating at times, definitely. But at the same time, anything worth doing isn't going to be easy all the time -- corny, corny saying, but it's true."

That change also came with him not being with defensive line coach Giff Smith, who has been his defensive line coach since he entered the league. Bosa has always thought highly of him.

The Chargers hired Jay Rodgers from the Chicago Bears, who coached with Staley, to be the outside linebacker's coach.

"He's definitely a very positive guy, levelheaded -- which sometimes I need that," said Bosa. "So, I'm excited to keep on getting to know him. It has been a challenge for him, too, because he was with the big guys the last few years. So, he's been open about that. It's a new situation for him. He hasn't coached edge in a while, so it's been a fun learning process for both of us."

Rodgers had spent the last five years as the defensive line coach in the Windy City before moving out west. "This guy loves football," Rodgers said about Bosa. "He's very knowledgeable about his skill set what he's trying to do. His specific blockers run and pass. So, I've really enjoyed getting to know him and see how he reacts to some of the things that we're installing."

When camp started, Bosa was excited to work with Rodgers, but there was some hesitancy about last season.

"I was a little nervous coming into camp with how I feel at some certain things that have kind of built up over the years, but I have been feeling great," said the pass rusher. "I feel like I've got my rhythm back."

When on the defensive field at Jack Hammett, Bosa did one of two things during every practice, either going through a drill or talking to Rodgers.

"He's constantly working on his body, his timing, his footwork," explained Rodgers. "And then, as far as our conversations go on the sideline, different scenarios that could come up to help him play faster because I think the more you know, the faster you can play. Faster guys like him can play the more production they wind up having."

When it was 7-on-7, or there was a special team drill, and he wasn't needed, Bosa would be at a machine or workout dummy working on his craft, as Staley put it, like an artist.

Something else that Bosa noticed without Ingram being present is that he is now the leader of the pass rushers. Make no mistake about it, Bosa isn't a ra-ra guy; he is the furthest from that. He leads by example but doesn't mind giving tips.

"I feel like it's most effective when I'm coaching guys up one on one and telling them how I see things," said Bosa. "I understand everybody rushes differently. So, I don't want to like tell him this was the only way but tell him what I see what's been successful for me."

He has been a silent leader in the pass-rushing room. He has helped guys from Nwosu to third-year player Davin Bellamy to rookie fourth-rounder Chris Rumph.

"I mean, at the end of the day, Joey has been doing this at a high level for a long time, since his rookie year, and so any advice I go to him and talk to him about anything pass-rushing wise anytime I go to him after advice," said Rumph.

Things have certainly changed a lot since last season. The team has a new head coach with a new direction. Bosa will have some new duties to go along with getting after the quarterback.

So, the fans should expect a 10-sack season and a five-interception season from Bosa?

"Hopefully, more than ten sacks, but I'll take one interception. It's all I need," joked Bosa.

Bosa said he is excited about the season to start, but there will be a lot of factors that will go into how the Chargers will do this season. He knows that one factor he can count on is his quarterback Justin Herbert, whom Bosa has been a massive advocate for a la Paul Heyman since last training camp.

"I'm excited to see what he can do this year," said Bosa about his quarterback. "Another thing that I love about him is I don't think he... I mean, he must know is that good, but I feel like he's such a humble and normal dude. So, it's like it never comes off as arrogant or full of himself for like this super talent that he is, which was he's a 6'5 fast like he's the ideal quarterback, and I think he's got a Hall of Fame future, for sure."

From everything Bosa has gone through from last season to this one, he feels re-juiced and is looking ahead and not back.

"I don't come into practice where you don't want to bump my head or anything like that," said Bosa. "I think I've done everything right to heal my brain and heal my body, so it's part of the game."



# MORGAN FOX

## Morgan Fox Shares Excitement Over Return to Chargers

By Omar Navarro  
Chargers.com  
April 19, 2023

Even when free agency began, Morgan Fox knew where he wanted to be.

"I wanted to be here," Fox said.

"I love the guys, I love the coaches, I love the area, I love the fans. It's really hard not to enjoy just being here, in general," Fox later added. "Being able to have the opportunities that are presented to me with the coaching staff and just being able to play with the caliber of players that we have, it's really, really enticing to stay back here. I really wanted to be back here and help go take this team in the direction that we're all trying to go in."

The Bolts defensive lineman spoke to the media on Monday for the first time since re-signing with the team last month and expressed his level of excitement in being back with the team.

"It's really exciting," Fox said. "I'm excited to be back with staff, with the guys, first and foremost. We have a great room across the board; offense, defense.

"I just love being around the guys. Being around them, seeing all the work we put in, we're trying to go a little farther than we did. Being back with a staff that believes in you and believes in the team is awesome."

Fox returns the Chargers following his career year in 2022 that saw him post a career-high 6.5 sacks and be a force along the defensive line. In a year where injuries ravaged the team and that position group specifically, Fox became a big part of the room that helped the late season playoff push.

His play on the field spoke for itself last season, but Chargers Head Coach Brandon Staley believes his impact lies far beyond the statistics.

"Foxy, No. 1, he represents our culture," Staley said. "He represents everything that we want in a football player, but then in terms of what he can do, he has versatility in the front to play a lot of different places. Then, he brings something that's hard to find in the NFL, which is interior pass rush. He has real sack production. When you have an interior pass rusher that can rush like he can, it gives you an advantage.

"He knows how to rush as part of a team, which is important when you have to quality outside rushers like we have," Staley added. "He understands how to fit within a rush plan. He's the guy that makes plays for us and represents who we want to be, from a culture standpoint."

As Staley mentioned, Fox's versatility is what made him a big part of the Chargers defensive line last season. With his ability to line up in different spots up front, Fox gave the Bolts value as injuries came and went throughout the season.

According to Pro Football Focus, about half of Fox's defensive snaps (283 in all) came at defensive tackle last season. He also lined up at defensive end for 298 snaps, which equated to almost the rest of his snaps.

Fox credits his bounce back season to tightness of the defensive line room and the coaching staff, as they both put him in a position to succeed.

"Just having a great room, being around a great staff that knows how to put you in the right position. And, at the end of the day, gives you the opportunities that you need to make plays," Fox said. "We have a ton of guys that make plays. You just have to see where you fit into that scheme and where you can help out.

"Coach Staley and the other coaches put me in good positions and give me a ton of opportunities to make plays," Fox added. "That's something that I really appreciate and attribute to being able to have a bounce-back year. Then, just the guys that I play with, the caliber of players that we have from front to back, it's kind of easy to go in there and do your job and make plays."

Under Staley's defensive scheme, Fox has had two of his best seasons as a pro, last season and the 2020 season when both he and Staley were with the Rams.

Fox has found success in this scheme, as he has been given opportunities to succeed — and he's done just that so far.

"Like I said earlier, it's opportunities," Fox said. "Coach Staley believes in me and he gives me opportunities to go make plays. That's something that he's always done, every year that I've been with him, is just a plethora of opportunities. He puts me in positions to win and believes in my abilities to win.

"I can't do anything but attribute to guys around me, as well," Fox added. "I have nothing but great players to play off of, to play with, from top to bottom on the roster. It definitely makes it a lot easier to make plays when you're around guys like that and are given the opportunities that the coaches gave you."

With Fox back in the fold for 2023, the defensive line has kept one of its crucial pieces from a season ago, as both he and the group hope to wreak havoc in the trenches this coming season.

# ALOHI GILMAN

## Chargers' Alohi Gilman keeps same level-headed approach despite raised expectations

By Joe Reedy  
The Associated Press  
August 9, 2023

COSTA MESA, Calif. (AP) — If Alohi Gilman feels any increased pressure or expectations over being one of the Los Angeles Chargers' starting safeties, he has done a good job of not showing it.

"I think 'Lo' has been calm, as cool as the other side of the pillow," defensive coordinator Derrick Ansley said.

At first, Gilman didn't quite know how to take Ansley's compliment. After thinking about it for a minute, though, he took those words to heart.

"That means a lot, coming from Coach (Ansley)," Gilman said. "I just try to come out here and be me. That's been my mentality since I was in high school. Everything flows the way it should be if you put the right mentality to work."

Gilman is expected to start at safety with Derwin James when the Chargers open the season on Sept. 10 against the Miami Dolphins. Gilman started six games last season, including the AFC wild-card game at Jacksonville.

Gilman, a sixth-round selection in the 2020 draft out of Notre Dame, moved into a starting role late last season. When Nasir Adderley retired after four seasons, that solidified Gilman's status.

"He's a guy that has been here for three years now, so a lot of reps have been invested in him, and he's invested a lot into the defense. You can see some of those dividends paying him now," Ansley said.

Gilman and James got plenty of work together during offseason workouts, which has helped build on-field chemistry throughout training camp. That didn't happen last season when James was recovering from shoulder surgery. James also sat out the first two weeks of training camp last season before signing a contract extension.

Coach Brandon Staley lauded the communication between James and Gilman during the early stages of camp when the installation process of putting in the defense is heavy.

James described Gilman as a "ball hawk." Last season Gilman picked off Cleveland's Jacoby Brissett in the end zone during the fourth quarter to help preserve a 30-28 victory in Week 5. He also had two fumble recoveries and a forced fumble during the season. During a Week 3 game in Kansas City in 2021, Gilman's fourth-quarter interception set up a game-winning drive.

Gilman's knack for interceptions has continued during training camp, where he has picked off Justin Herbert a couple of times during team drills.

"It's the same approach since I stepped in here with the Chargers. Everything has to be earned here. I don't take that for granted," Gilman said. "Even when I was a reserve guy, I felt like I was a starter. Some people may not have agreed with it, but I have viewed myself that way. I prepared myself that way so when I did get my shot, and I was out there, it was easy for me."

Ansley said Gilman's biggest strength is making adjustments before the snap.

"The game post-snap is a lot easier for him, a lot calmer for him. That's a testament to his work ethic on the field and in the classroom. He's one of those guys that studies," Ansley said.

Gilman will play limited snaps, if any, on Saturday when the Chargers have their preseason opener against the Los Angeles Rams. His most extensive preseason tests will come on Aug. 17-18, when the Bolts host the New Orleans Saints for two days of joint practices before their Aug. 20 game.

Despite what challenges may come, Gilman figures to be ready for it.

"Yes. I mean, we all get those butterflies, those nerves, I guess. But when I'm out there, I feel like a kid," he said. "I feel like playing football for me is fun because it's creative like I can get creative. I can play the game, I can have fun. That's what drives me to just keep playing."

## JOSH HARRIS

### Long snapper Josh Harris makes Chargers' special teams special

By Elliott Teaford  
OC Register  
November 3, 2023

COSTA MESA — It started in middle school, about the time his teams began to punt the football on fourth down instead of going for it and when they began kicking extra points and field goals, too. Josh Harris began his career as a long snapper because, well, he was better at it than his teammates.

Harris played other positions over the years. He participated in other sports, too.

But as a long snapper, he's as good as it gets and as reliable as the Chargers could have hoped for when they signed him last year and paired him with punter PK Scott, who doubles as the holder for kicker Cameron Dicker. Thanks to Harris, the Chargers' special teams truly are special.

"He's one of the best I've ever been around," Chargers special teams coordinator Ryan Ficken said. "It's a craft he's mastered. He's been phenomenal for us."

It's a simple job, one that brings Harris onto the field only a handful of times each game, but it's also one that demands perfection on every single snap. Or, at the very least, something very close to it. After all, the only time anyone watching from the stands or on TV actually notices him is if he makes a mistake.

"Honestly, I can say it happens all the time," Harris said of a snap that goes awry. "I'm constantly chasing that perfect snap, which is very elusive. I'm always going to be my toughest critic, the same way all these guys are going to be their toughest critics. I know I hold myself to a really high standard and when I don't meet that standard, personally, it's an opportunity to say, 'I can do better.'"

It's why Harris, 34, takes the field earlier than most, joined by Scott and Dicker. Repetition after repetition. Snap after snap. Fire the ball to Scott's right hip for a punt, so Scott doesn't have to do more than catch the ball, drop it and punt it. Zip the ball with the laces out, so Scott doesn't have to spin it before holding it for Dicker.

It's led to zero blocked punts or kicks while with the Chargers.

"Josh is the best snapper I've ever played with," said Scott, a six-year NFL veteran who has played the past two seasons with the Chargers. "He's so consistent. He's just got a really good process. Throws a really good ball. In the locker room, he makes everything so light. He's been such a big help for me."

Success has kept Harris on the job for 180 games in the NFL, including the past 24 with the Chargers after 10 seasons with the Atlanta Falcons. Harris was even selected for the Pro Bowl for the first time in the 2021 season while with the Falcons, when he made a career-high seven tackles.

Did we mention he tackles opponents on occasion?

"Josh is the best snapper I've ever played with," Chargers punter PK Scott, a six-year NFL veteran, says of long snapper Josh Harris, pictured. "He's so consistent. He's just got a really good process. Throws a really good ball. In the locker room, he makes everything so light."

"First and foremost, the guys on the punt team are all incredible athletes," Harris said. "So, watching those guys go and do their job is a lot of fun. When the opportunity does present itself and I'm down there, I like to be able to contribute in the coverage game, as well. It's not my only responsibility. It starts with the snap and then protection, but then it's running. Run as fast as you can down there."

Chargers at New York Jets: Who has the edge? Harris played many other positions while growing up in Carrollton, Georgia, including quarterback. He eventually shifted to defense while in high school. He also wrestled and played on the baseball team. He received zero scholarship offers and walked on to the team at Auburn University in 2008.

After winning the job as the Tigers' long snapper, he found himself in a familiar position. He was undrafted but signed with the Falcons as a free agent in 2012. He played 156 games over the next 10 seasons with Atlanta before the Chargers signed him as a free agent on March 17, 2022.

He departed for Southern California as something of a local legend. Each season a bar in Auburn, Alabama, hosted a fantasy football league in which teams were selected in the usual fashion, but with one unusual condition. Someone had to pick and keep Harris on their active roster.

"One time, I got a tackle in a Monday night game and I was the only guy playing for this guy's (fantasy) team, and maybe that one point, I don't know if it got him the win, but they told me it did," Harris said, laughing at the retelling. "My phone was blowing up after the game. That might be my only claim to fame."

## DAIYAN HENLEY

### Conceived in prison, Daiyan Henley was born into the dangerous world of his dad, who put him on a path to the NFL

By Jeff Miller  
The Los Angeles Times  
August 6, 2023

What follows is a football story and a father-son story and a comeback story. Yeah, a comeback story, one for all time.

Most of all, though, this an L.A. story, a hometown tale that starts in a torrent of gang violence on the blocks of Crenshaw and ends in a cozy huddle of Chargers on the turf of SoFi Stadium.

That covers a distance of barely five miles. But this is L.A., where even the shortest commutes can unravel into an agonizing misadventure of dead ends, regrettable decisions and maddening detours.

Daiyan Henley, a Chargers third-round draft pick in April, was conceived in prison, the son of a first-generation Crip who served 13 years after being convicted of trying to rob an undercover sheriff's deputy of 33 pounds of cocaine.

Eugene Henley reemerged changed and determined to raise his third son better than he did his first two, determined to help heal the community he had wounded, determined to build, to unite, to lead.

"It's one heck of an origin story," Daiyan said. "You know how they talk about antiheroes, the people who are the bad guys but they really aren't? That's my dad."

He's still known by most people as "Big U," though the kids he mentors on the local football field call him "Coach U." Eugene is a hulking, hollering 6 feet 5 with a reputation twice that towering, dating to a time when he became, as Wiz Khalifa once declared, rap music's "godfather."

Eugene also is a multi-cellphone-wielding, Range Rover-maneuvering entertainment executive who produces documentaries, managed Kurupt and launched the career of Nipsey Hussle.

But it's in his youngest son that he has found his greatest achievement, this icon of the 'hood making his biggest moves at home.

"Daiyan's my example to the world," Eugene said. "I came out to save him and guide him. And I won, you know what I mean? I won."

This is an L.A. story, all right, a stuffed and twisting script come to life right in the shadow of Hollywood.

Eugene met Stacey Allen when they were teenagers, at World on Wheels, the Mid-City skating rink that was part of Los Angeles' early hip-hop scene and one of the places where Big U forged his image, often using his fists.

A student of martial arts with a temper that still teeters, Big U had an ability to separate another man from his wits and it became his signature. He wore long, cascading hair and sometimes giant, almost-goofy glasses — any suggestion that he might be square, however, disappeared when Big U started tossing his meaty, balled-up mitts.

In the 2021 documentary "Hip Hop Uncovered" — of which he was an executive producer — Eugene said: "Dudes knew that I was going to give a dude a head-up squabble and he wasn't going to win. I wasn't even going to mess the Jheri curl up."

"Hip Hop Uncovered" details the lives of Eugene and four other players in the music business. The first five minutes introduce Eugene by one of his police mugshots.

Raised in Santa Monica, Stacey knew nothing of the volatile world this giant man was beginning to rule just 20 minutes down the 10 Freeway. The night they met, Eugene used a word unfamiliar to her, so Stacey had to ask a friend what "homeboy" meant.

On one of their first dates, she found herself trapped in Eugene's neighborhood as a police helicopter spun overhead, search lights darted and chaos erupted around her.

"I was crying," Stacey remembered with a smallish smile. "I was saying, 'I'm never goin' back! I'm never goin' back!' I finally got home and called him, and I was like, 'When you comin' to get me again?'"

A few years later, on a drug-selling trip to Chicago, Eugene finished reading "The Autobiography of Malcolm X," a book he says he related to unlike any other. In exploring another man's life, he described himself as exploring his own.

He vowed to stop dealing drugs, to stop hustling, to distance himself from a life in which he was shot when he was 14 and then shot six more times over the years, including in both shoulders and legs.

Still, not all of Eugene reflects the streets. Calling himself "really a momma's boy," he never did drugs and has no tattoos, fulfilling promises he made to his mother.

But even while redirecting his life, Eugene had more debts than ways to settle them. So he began to steal, once busted with a stash of gold chains so extensive that he made another vow — to never wear jewelry again.

One night, he and a partner were caught in a sting when Eugene arrived at a meeting with a gun, intent on strong-arming an officer he mistakenly thought was a drug dealer.

"The police don't got to be lucky but one time. One time," Eugene said. "The criminal got to be lucky 100,000 times."

Stacey was left with two young boys as their father faced a 23-year sentence. Jabari, their middle son, was just 2 months old.

Stacey, the product of a single mother who saw the value of a two-parent home in her grandma and grandpa, said she never considered leaving Eugene, even though the couple remained unmarried.

She didn't want to do that to their children or to herself, the prospect of starting over with someone else less appealing than the reality of persevering with her first choice, a challenge she called "not easy but doable."

The simplest solution was marriage, and more than 30 years later, Stacey said she's pretty certain she was the one who proposed.

In 1992, Eugene and Stacey were married in the L.A. County jail, standing on opposite sides of a glass partition, in a hasty ceremony that might or might not have been permitted by law enforcement.

The whole thing lasted maybe 10 minutes. There was no wedding dress. There are no wedding pictures.

"It was 'I do, you do. Gotta go,'" Stacey says.

The family remained intact, if not together, Stacey encouraged by the changes she began to see in Eugene.

Long a Christian — even when he was rolling in the streets, Eugene carried a small Bible in his back pocket — he poured himself into Islam. "Daiyan" is a Muslim name, meaning mighty ruler or protector.

The prison time afforded Eugene uninterrupted hours to read and study and sketch the life he'd pursue once free again.

"He was growing as a man," Stacey said. "It helped him and it helped me too, because it took a little bit of the wild out of him."

After his release on Jan. 4, 2004, Eugene rejoined his family, wedging himself and his wall-to-wall presence into their three-bedroom, one-bath apartment that made up the bottom half of a duplex.

He'd been there for just a few days when Daiyan, who recently had turned 4, asked a question.

"Dad," the little boy said, "when are you going back home?"

"Jack," Eugene replied, "I am home. I ain't never going to be gone away from you again."

Daiyan had known his father only as property of the California penal system. Daiyan and his two older brothers, Michael and Jabari, would visit regularly, tagging along behind Stacey.

On some trips, the boys would convince Dad to play football, wadding up a sock to serve as their pigskin. They'd run and giggle and picnic on the barely edible prison food.

The sudden proximity was a tad much to the kid looking up to that father standing over him, day after day.

"I remember my dad being a staggering figure in our home," Daiyan said, laughing. "It's like he came in immediately yelling and barking. He basically messed up the feng shui of the whole house."

But that proximity was exactly the idea, the reason Eugene wanted one more son — one more chance — and tried to time the conjugal visit with Stacey at Calipatria State Prison so that Daiyan would be around 1 when his father returned home.

But then Eugene got in a fight, fracturing the face of another inmate, dislodging the guy's eyeball.

Authorities dumped Eugene in the hole, where he'd spend more than four years, his well-plotted timeline buried along with him.

Even worse, solitary meant family visits were restricted to 15 minutes, Eugene figuring that wasn't enough time to justify Stacey and the boys driving nearly three hours to the facility in Corcoran, where he had been transferred.

And there was another thing that discouraged time together.

"I didn't want them to see me in a hole, in a cage, behind glass looking the way I was looking," Eugene, now 56, said. "In hindsight, it broke the connection. I should have let them come see me once every other month."

The lost time, Eugene is certain, hurt Michael and Jabari, who already had lived the majority of their lives without a dad at home. The boys struggled with the same streets their father dominated.

"The other boys went through a lot growing up without a father and in an area where their dad had such a big name," said Eugene, who didn't meet his father until he was 16 and being released from Central Juvenile Hall. "That was my fault because I was gone. It's the story of the absentee father.

"The two who didn't have a dad went through the hard times. They were the ones gangbanging, making bad decisions. I don't knock 'em. Not one bit. I take the blame for that, 100%."

Daiyan heard the same stories of all the things his father had done, the drug dealing and fighting, the general mayhem wrought by the kingpin of the Rollin' 60s, a faction of Crips this publication once described as "heavily armed."

But Daiyan also was sitting in the backseat while his dad drove him to practice, was on the receiving end of his father's tough-love coaching and was watching as Eugene began to shine brighter in and around Crenshaw.

Initially, Eugene was thought to be facing more than 50 years in prison.

He joked in "Hip Hop Uncovered" that, by the time of his release, the world would be traveling by flying car.

As it was, being away for 13 years was more than enough, Stacey fast-tracking Eugene back to the outside world on their drive home from prison.

"He thought I was going too fast," she recalled. "He felt like he was on a spaceship. I said, 'You're used to being on that big-ass school bus going 20 miles an hour. The speed limit is 65. We doin' 80, OK?'"

Shortly after Eugene's release, the family moved to a two-story house just a few minutes from where Eugene grew up but along streets safer and saner.

This is where Daiyan first met Kurupt, whom he described as "almost like an uncle." This is also where Hussle lived with the family for a while, recording some of his first tracks in their downstairs studio.

"I got to watch Nipsey grind — literally like his name 'Hussle' — in our basement," Daiyan said. "He used to be down there for hours at a time. That was a good lesson for me."

Now fully free, Eugene began along the course he had charted. One of his first projects became Developing Options, a nonprofit involved in everything from gang intervention to feeding children.

Formerly called the Ex-Offender Fellowship Network, Developing Options aids in finding jobs for former inmates, counseling young people on life skills and providing educational opportunities for the less fortunate.

"God had a plan for me to be here as an example for my community," Eugene said. "Look at me. I came from the lowest point. I've been in the worst place America has ... a dungeon in a cage."

Around the same time, Kurupt took Eugene to Death Row Records to meet Suge Knight, a man Daiyan said is "like my god dad."

The two connected, with Snoop Dogg, in "Hip Hop Uncovered," explaining: "Suge recognized what Big U meant. This [man] moves mountains, and he's intelligent."

Knight gave Eugene money to help restart both his personal and professional lives, his introduction to music having come earlier when rapper Poppa LQ, wanting more street cred, asked Eugene to be his manager.

Eugene's No. 1 project, though, was Daiyan. He formally began coaching his youngest son in Snoop Dogg's kids football league. But the teaching started before that and lasted much longer.

Daiyan still has videos of their 5 a.m. workouts, training in the backyard or running the hills of the neighborhood. Some mornings, Daiyan would sneak in a half-hour nap before showering and running off to school.

Never once, he said, was he lured by what lurked just down the road.

"If anyone was ever to come to my dad and say, 'Hey, Big U, we saw your son doing this or that,' he would have lost it," Daiyan said. "The whole neighborhood would have been in trouble."

Their house became the gathering place for school buddies and peewee teammates.

Eugene took to referring to the boys as his sons or nephews.

Today, nothing has changed, the home still alive with neighborhood kids looking for somewhere to chill. Eugene and Stacey added to the frenzy too by having one more child, a daughter named Cherysh.

Likening their existence to "The Waltons," Stacey said her husband is the draw, the big man's vibes serving as a gravitational pull.

"A lot of kids want to be in this house because he's in this house," she said. "It doesn't matter what they've done, if they've gotten in trouble or something. When he says, 'We going to the house,' they all want to be here."

Said Daiyan: "My mom asked me the other day, 'Why can't I get rid of all these kids?' I told her, 'Because you're living with the biggest one.'"

Just three miles from the Henley home waits SoFi Stadium, where Daiyan will play this fall. After starting his college career at Nevada in 2017, he spent his final season at Washington State.

Eugene and Stacey flew to most of his home games over the last six years, but now can drive to them for the first time since Daiyan graduated from Crenshaw High.

After Chargers minicamp in June, Daiyan returned to Crenshaw to speak at an event for the football team. He told the players that he's an example of just how close the NFL really is for them, standing there just an arm's length away.

He also reminded them that he's available — as near as a DM — if they need anything, Daiyan already giving back just like his dad.

All of this feel-good was made possible when the Chargers reached just down the street to draft their latest linebacker.

Still, even with so much ground covered, Eugene's past is never more than a glimpse away. Remember that mugshot shown so early in the "Hip Hop Uncovered" doc? It serves as the wallpaper on one of Eugene's phones.

"Keeps me disciplined," he said.

Eugene was asked what makes him most proud of Daiyan.

"There's got to be a better way to ask that question," he said. "Like, 'What are you not most proud of?' He made it. He made the right decisions every step of the way and then slid on home. He really, like, ran around the bases and slid home, you know? For real."

This is an L.A. story, to be sure, another homecoming celebration for a family that knows how to embrace coming home.

## JUSTIN HERBERT

### Nothing has changed for Justin Herbert except for bank account and expectations

By Jeff Miller  
*Los Angeles Times*  
September 6, 2023

The contract extension — and all its zeroes, history and possibilities — never came up.

The NFL's biggest deal in history was so close to being reality that the quarter-of-a-billion-dollar beast might as well have been sitting right there with them at the charming eatery in equally charming Florence, a town of 9,500 tucked along the Oregon coast.

Instead, the two longtime friends — Justin Herbert and Jack Johnson — sat with fathers Mark and Lane and soaked up the atmosphere of the 1285 Restobar and one another over laughs and plates of pasta.

"It was like the football game at the local high school just got over and we're sitting there shooting it, talking about normal, everyday life," Jack recalled. "If I had to put a word to it, it was serendipitous."

In just a few days, Herbert would return to Southern California and the Chargers and sign his name to the five-year, \$262.5-million deal that made him the league's highest-paid player in average annual salary.

Then he'd keep signing — footballs, posters, those mini helmets, anything the squirming, squealing masses thrust toward him after another training camp practice. Herbert, dripping with sweat and adulation, would work his way down the fence line, giving away his wristbands, his hair ties and, more than once, his cleats.

Giving away himself, that's what he really was doing, a young superstar athlete trying to find comfort in feeding his public without also starving his desire to remain private.

All of this for the Eugene kid who didn't play varsity football in high school until his junior year — then immediately broke his leg — who thought he'd eventually excel more in baseball, who wasn't supposed to start as a college freshman or an NFL rookie but did anyway.

All of this for the Eugene kid who arrived in the league facing questions about his accuracy, touch and leadership and then buried all those doubts and others under a mountain of yards, highlights and records.

"The whole thing has kind of been, 'Has this really happened to Justin Herbert?'" said Lane Johnson, who coached Herbert at Sheldon High. "It's mind-boggling to me. I just sit back with pride and say, 'Yeah, that's our guy.'"

Our guy.

That's what the Chargers said, too, when they gave Herbert all that money and, along with it, the reins of a 64-year-old franchise still searching for its first Super Bowl title.

At age 25 — yeah, he just turned 25 this offseason — Herbert most definitely holds this organization in his right hand, the same right hand that has spiraled footballs to heights and depths previously unseen for a player so early in his career.

Now, the Chargers are asking Herbert to be just as prolific as a leader, as a unifying force. The franchise's face? Of course, but the Chargers hope Herbert is just as productive as their voice. The Chargers want him to earn every cent of his new deal with his play and his way.

Wide receiver Keenan Allen, who is entering his 11th season, said Herbert indeed has been more vocal and comfortable this summer — at the line of scrimmage, in the huddle and on the sidelines.

The player who has been a Charger longer than any of them said Herbert has "found his spot," explaining that the quarterback even has taken to sharing a few encouraging words before breaking down the team, something that in the past wouldn't have happened.

"You have to earn your way in this league," head coach Brandon Staley said. "He has definitely earned his way. He has made this his football team."

This is growth — something people most certainly do in their early to mid-20s — and just the latest example of it since Herbert trotted onto the field three Septembers ago as a last-second replacement to start for the injured Tyrod Taylor, surprising everyone in SoFi Stadium, including those standing in the huddle with him.

No one at the time was sure if Herbert belonged, his admission months earlier at the NFL combine that he wasn't certain he could play in the league because he never had — still scorching the ears of some naysayers.

Even as he performed so well that Taylor never started another game for the Chargers — hell, poor Tyrod played only one more snap for the team — Herbert, after absorbing a few particularly jarring hits, still faced critiques as basic as, "He played baseball, right, and he doesn't know how to slide?"

During his second season — his most productive to date — Herbert quieted doubts about his ability to win amid hostility, leading the Chargers to victories at Kansas City, Philadelphia and Cincinnati.

He made his first Pro Bowl, but the Chargers made a mess of everything at the end, losing their final game on the final play of overtime in Las Vegas to miss the playoffs with miraculous misery.

Then last year, more growth — Herbert playing through damaged ribs, an offense shredded by injury and, finally, an achy shoulder — to push his team into the postseason.

Along the way, the story of his continued development cited new evidence of Herbert's leadership, the quarterback with the vanilla public personality suddenly oozing emotion — at precisely the right moments — on the field.

The peak of the highlights came against Miami in Week 14. After converting a third-and-eight with a 10-yard scramble in the final five minutes to seal victory, Herbert slid — yes, a perfect baseball slide — got up and emphatically signaled first down, holding the ball in his extended right arm.

This was growth, sure, but this was not the Sheldon High way, not the Justin Herbert way. At least not the younger Justin Herbert way. At Sheldon, the players were told to play and leave the signaling to the officials.

"Before I taught him that, that was kind of his personality anyway," Lane Johnson said. "He wasn't going to bring attention to himself. When he did that, I was shocked and kind of expected a message from him."

First thing the next morning, a text from Herbert arrived on Johnson's phone. "Sorry about the first down celebration," it read. "The guys needed to see it though."

Herbert's no winner, his teams only one game over .500 in his starts. He threw so many dinky passes last season what's the point of having a big arm? If he were a playoff quarterback, Jacksonville wouldn't have happened!

All of that analysis and so much more just as biting is why Mark Herbert didn't want to hear the news from his son when the contract extension was completed. No, he wanted to read about it on Twitter, one factual post taking a blow torch to all the blathering opinions.

"To turn on your phone and read that your son is the highest-paid player in the NFL ... could you read something cooler?" Mark said. "I got to do that."

He did, sort of. In Las Vegas on that late-July Tuesday for a trade show, Mark turned off the ringer and stuck his phone in his back pocket so as not to disrespect any customers visiting his company's booth.

He knew the deal was close to done because Justin had texted him and Mitchell and Patrick, Mark's other two sons, with the briefest of updates on that Saturday.

Nearly two-and-a-half hours after going silent, Mark pulled out his phone and noticed a missed call from Herbert. A minute later, a text had arrived. "No need to call me back," Herbert had written, "just wanted you to know it's official."

No need to call me back?! For the NFL's fattest contract of all time?! So Mark texted his congratulations and, about 30 minutes later, Herbert's agent, Justin Schulman, called.

Not until that conversation did Mark know the specifics of the extension, father and son never once talking about the quarterback's golden-goose future in such precise terms. "That's his business," Mark explained, "not mine."

Jack Johnson read about the extension on his phone, as well. He said he first felt joy and then thought about all the time he and his buddy from middle school had spent throwing the football on Sheldon High's practice field.

He said he and Herbert also never dove into how much the deal could be worth. And when Johnson did see the numbers, the \$133.7 million fully guaranteed and \$60 million more guaranteed for injury?

"I thought, 'Holy crap,' for lack of a better term," Johnson said. "I mean, it's not real. What does that look like if you actually put it in paper bills? It would fill a house."

Johnson texted Herbert with congrats and made a joke about the taxes in California. Herbert responded with a text that included a reference to "93 Pass," one of the first football plays the two of them learned. In fifth grade.

Square-ins on the outside and corner routes on the inside — "93 Pass," Herbert-to-Johnson, perhaps the most lethal play in the history of Pacific Northwest little league football.

"Nobody in the Eugene area ever seemed to figure out how to cover a corner route," Johnson said, "and he and I took advantage."

After a laugh, Johnson added: "I mean, I think about that stuff every now and then, too. The fact that it's still in his mind and he's this guy you see on TV or on your phone all the time, it's almost hilarious."

Along with the buzz on Twitter, Instagram mumbled with the news of Herbert's new deal. Below a post announcing the extension on Herbert's account was a comment that read, "I can put in an order for about 3.7 million Fatty Benders, if you're interested."

Charlie Landgraf played football with Herbert at Oregon, where the two also lived together. Every chance they get, they go back to Killer Burger and load up on Fatty Benders.

They also still play golf as much as possible and the board game "The Settlers of Catan." At least they do when they aren't fishing Oregon's Umpqua River for smallmouth bass.

Landgraf said Herbert is the most prepared person he has met, recalling the detailed notes filled with Xs and O's and impossibly precise squiggly lines, as if Herbert's mind itself was a white board. He remembers going days without seeing Herbert at home because the quarterback "lived at the football facility."

Landgraf thought about all that after Herbert's deal was official. He also thought about how little his former Ducks teammate has changed.

"I watch the content the Chargers put out and I just laugh," Landgraf said. "That's Justin. What you see from him down there is what you see from him up here when we're hanging out in my living room."

A few days after Herbert signed, his father and brother Mitchell drove to Southern California for a visit. Dad wanted to treat the boys to something special to mark the occasion.

So the three of them headed to Dairy Queen, went through the drive-through and placed an order that has been something of a Herbert family tradition.

Then they sat in the car and ate their Blizzards.

A quarter of a billion dollars can buy a lot of things, even freedom. Hours after signing his deal, Herbert explained he could focus solely on football, his future neatly plotted out in black and white for all to see.

Allen, who signed an eight-figure extension in 2020, said "your nerves leave you a little bit" with the arrival of such security. Edge rusher Khalil Mack, with two years remaining on his \$141-million extension, explained that Herbert does seem happier.

"Why?" Mack asked. "I feel like you all probably can guess why. You can tell that he's maturing and growing. He loves football. We love him because he loves the game."

"Wired for the work" is how Staley described Herbert, adding that the quarterback labors "fiercely" over football. Staley called Herbert's commitment his "secret," even if everyone around the Chargers knows.

The prospect of an unleashed Herbert, one equipped with a newfound fearlessness, bears watching given how this is a quarterback who, through his first three NFL seasons, threw for more than eight miles of offense.

The Chargers have a new play caller this year in Kellen Moore, a coordinator forecast to bring creativity and explosiveness. If Moore has a trigger man who feels just as ready to launch, well, what might Herbert's next level of performance look like?

"I can't think of someone I would rather have play fast and free than him because the quarterback has so much pressure on him," Staley said. "There's so much day-to-day and game-to-game, season-to-season."

"The fact that he feels that way, that's exciting for me. I think that shows his experience. It shows what he's putting into his game and the fact that he feels that confidence, not only in himself, but in his teammates and his coaches."

Yes, a quarter of a billion dollars can buy a lot of things but no amount of money can bring the sort of power Herbert's performance has manifested since he joined the Chargers.

Near the end of camp, after the first of two days of joint practices with the New Orleans Saints, Herbert was back standing along that fence line, scribbling autographs and modeling for selfies.

One of last things he did was to bend down and untie his cleats. He grabbed a Sharpie and signed the toe end of both shoes before handing one to a kid named Samuel Spencer and the other to Spencer's friend, Trevor Scott.

The boys, ages 13 and 12, were part of the Lynwood Jr. Knights, a youth program that emphasizes academics and sports. Spencer said he was in "disbelief" when Herbert offered him the cleat.

Then he explained why having another player's shoe — having this player's shoe — meant so much.

"I wanted something to remember this day," Spencer said, "so when I'm in the NFL, I can think back to when he was my idol and the reason I made it to the league."

Yes, a quarter of a billion dollars can buy a lot of things, though Herbert apparently hasn't bought anything particularly notable yet.

Center Corey Linsley joked about Herbert purchasing "a jet boat." Running back Joshua Kelley said Herbert should buy "stocks, real estate and a Rolls-Royce, too, custom made." Several Chargers said Herbert owes them dinner, "them" being the entire team.

Mark Herbert said life for the family hasn't changed so far, explaining that he's still working, walking the dog and driving his 2004 Ford pickup "with the paint falling off."

"I think Justin's embarrassed by it, to be honest with you," Mark said. "He said it to me. He said, 'Dad, nobody deserves this much money.' And he's right. But, you know, somebody feels like he's earned it."

The Chargers, for instance, the team going all out to go all-in on a quarterback who has accomplished so much with so much more still to do.

The measurables for Herbert are all there. The 14,089 passing yards. The 94 touchdowns. The 13 game-winning drives.

Next, all the things not so easily quantified.

Said backup quarterback Easton Stick, "He's taking command, and it's been really cool." And quarterback coach Doug Nussmeier, "He's dedicated to having it perfect." And wide receiver Mike Williams: "Calm, cool, collected. That's him. It don't matter. No pressure. No matter the situation, he's always going to rally us."

Herbert is the Chargers, his presence becoming the very franchise the moment he signed his extension. He is the Los Angeles Chargers, playing in the footlights of Hollywood on a roster that's dwindled to just two holdovers from the San Diego days.

The hype. The hope. What's real. What's possible. So much of it can be traced to No. 10 in powder blue.

"He's going to have to continue to prove it every single year and every single day he's out here — that he is that," running back Austin Ekeler said. "I think that he's done a good job with that. I'm really excited to see him continue to do it."

They're just as excited in Oregon, where the 6-foot-6, 236-pound Herbert can fill the doorway of a place such as 1285 Restobar and still be allowed to slip through largely unnoticed.

So there he sat, a little more than a month ago, laughing about the Sheldon days and what used to be without a mention of what was to come. Just shooting it. Uninterrupted — the conversation and the good feelings.

When dinner ended, Lane Johnson said he and Herbert hugged, the old high school coach telling him, "Herbie, the coolest thing about this is it hasn't changed you a bit."

"He gave me that sheepish grin that said, 'It hasn't' because it really hasn't," Johnson said. "He's still just Justin."

Just Justin. Yeah, Herbert's still the same and, the Chargers sure hope in 2023, a lot more.

## Justin Herbert after megadeal: 'I just get to play football now'

By Lindsey Thiry  
ESPN.com  
July 26, 2023

COSTA MESA, Calif. -- A known fishing enthusiast, Los Angeles Chargers quarterback Justin Herbert will never need to worry again about budgeting for a boat, poles, tackle or bait.

Not after signing a five-year, \$262.5 million contract extension that made him the highest-paid player in NFL history.

But Herbert said that was something he'd yet to account for only hours after signing the deal, which according to ESPN's Adam Scheffer includes \$133.7 million guaranteed and a no-trade clause.

"That's something to address at a later point," Herbert said with a smile on Wednesday. "Come offseason next year, we'll get around to that."

The Chargers' investment in Herbert signals their hope that the next offseason could be further away than ever in their 64-year history.

For Herbert, the record-breaking deal signals freedom to be himself.

"I just get to play football now and I think that's the best part about it is I get to play free," Herbert said. "I get to play fearless, and we go out there and we get to play our type of ball."

That appeared to be on display during the Chargers' first training camp practice as Herbert, 25, moved swiftly through drills and completed several impressive passes with apparent ease in front of screaming fans, team executives and owner Dean Spanos.

"We're very, very fortunate," Chargers coach Brandon Staley said of reaching a deal with Herbert. "To have a young player leading your team that is made up of all the right stuff, most importantly, and then who can play the game like few who have ever played the position can -- it's just really exciting for us."

Herbert has set several NFL milestones since being selected with the sixth overall draft pick in 2020, including the most passing yards (14,089) through a player's first three seasons.

Last season, despite playing through fractured rib cartilage and later an injured left shoulder that required postseason surgery, Herbert led the injury-plagued Chargers to their first playoff appearance since 2018.

The Chargers opened negotiations with Herbert shortly after their season ended with a wild-card loss to the Jacksonville Jaguars, and they expressed optimism throughout the process that a deal would be reached.

Staley said Wednesday he was not concerned with any possible distraction if negotiations lingered, but Herbert called it "huge" that the sides reached an agreement before opening camp.

"Now our focus is on football," Herbert said. "It's to be the best football team that we can be, it's not going to be a distraction for us."

While Herbert said multiple times that he now felt free to play, the fourth-year pro also acknowledged that such commitment from an organization would be accompanied by additional responsibility.

"That's kind of the role of the quarterback, is to have that big responsibility," he said. "I look forward to that challenge. I've grown each year. I've gotten better at that."

## Chargers Training Camp: Justin Herbert Is Poised for a Big Year

By Albert Breer  
Sports Illustrated  
August 5, 2023

Front end of two Saturday camps for me, this one with the Chargers in Costa Mesa. Here's what we got ...

Justin Herbert's been locked in through two weeks of camp—playing fast and confident, throwing an accurate ball and finding his voice as a leader. There's very little question here either that he fits new coordinator Kellen Moore's scheme, which is built to force the defense to cover every blade of grass out there, something that, on paper, should unlock Herbert as a quarterback. And maybe the way that's shown itself most is in how aggressive the fourth-year man has been pushing the ball down the field. The feeling here is he's in for a very, very big year.

What's around Herbert should be improved too. The line is much healthier than it was a year ago and, if that health is maintained, that area should become a strength (especially if Zion Johnson takes the step the Chargers expect him to). And the feeling in camp is that, with the addition of impressive rookie Quentin Johnston, the receiver room should be the NFL's best. Of course, this is another area where health is a variable. But everyone knows what Keenan Allen and Mike Williams are capable of, and Josh Palmer's put together another rock solid camp, coming off a 70-catch season. Which is to say, as usual, talent is not an issue with this team.

There are two areas, though, that need some work through the rest of camp. One is at tight end, where Gerald Everett, Donald Parham and Stone Smartt are vying for the starting job. All three guys are adept in the passing game. So what's likely to determine which one plays, particularly with so many options at receiver, is who's the best blocker in the run game. And the other spot to watch would be the interior of the defensive line, where Austin Johnson's return will help, and the team is trying to develop a little more depth. The run defense could be a question otherwise.

Eric Kendricks came in highly recommended by, well, just about everyone. Kendricks had been with Jonathan Gannon, Kevin O'Connell, Ed Donatell, Wes Phillips, Justin Rascati and Chris Rumph—all good friends of Brandon Staley—as well as Chargers linebackers coach Jeff Howard. Kendricks also had an hour-long talk with Staley, over the phone from his vacation in Hawai'i back in March, just before signing. So the institutional knowledge the team had was deep and Kendricks hasn't disappointed. The 31-year-old has been a missile out there in the middle of the defense. And his presence has helped the team get a little more out of former first-round pick Kenneth Murray, who's had a really nice summer after having his fifth-year option declined by the team in the spring.

Asante Samuel is another young vet who's taking a step—he's gotten his hands on the ball a lot through camp, and looks like he's ready to take advantage of chances created by what should be, again, health-permitting, one of the NFL's best pass-rush tandems, in Joey Bosa and Khalil Mack.



# 'A silent killer with great hair': How Justin Herbert helped turn the L.A. Chargers around

By Tim Keown  
ESPN.com  
January 12, 2023

The football leaves Justin Herbert's hand and appears to travel downhill, nose down, a plane forever on approach. It rotates through the air roughly 12½ times per second, the laces spinning vertiginously into a white fuzz. A football released by Herbert's right hand and powered by his right arm has always been more than a mere object. Its path, a straight line for longer than seems possible, sends a message of hope and expectation -- for him, for his teammates, for those who run the Los Angeles Chargers. His receivers call it a heavy ball, but they're describing it solely in the literal sense. Its figurative weight can be measured only by the man who throws it.

On its own, stripped of its greater significance, the arm is a marvel. During a Friday practice more than a month ago, two days before the Chargers played the Miami Dolphins on a Sunday night, Herbert rolled about 15 yards to his right, planted his back foot, turned his hips and sent a spiral more than 60 yards to the opposite corner of the field.

After the ball landed in receiver Mike Williams' hands, muffled and polite applause sifted its way through the team. And after practice, standing at his locker next to Herbert's, third-string quarterback Easton Stick describes the throw just so he can get to the part about the applause.

"Everyone goes 'Yeah, yeah, yeah,'" Stick says, rolling his eyes and tapping the fingertips of his right hand into the palm of his left, an exaggerated, patronizing version of a golf clap. "But: No, no, no." Stick's got his right hand in the air now, like a traffic cop. "I wanted to stop practice and scream, 'Guys, that's not normal. Like, really not normal.'"

Roughly 54 hours after the throw on the practice field and roughly 56 hours after Stick's awed description, on Sunday night of Week 14 in a season-defining game against the Dolphins, in a game against a quarterback (Tua Tagovailoa) chosen one spot ahead of him in the first round of the 2020 draft, Herbert rolled about 15 yards to the right, side-stepped a rusher, planted his feet at his own 22-yard line and threw across his body to hit Williams near the opposite sideline at the Dolphins' 21. It was the same exact pass Stick described two days before: more than 60 yards in the air, never seeming to climb higher than 15 feet off the ground, plausible for perhaps four of the 7.8 billion inhabitants of the planet.

This is nothing new. Herbert has always been great at this throwing business. He was 7 when he entered his first all-comers track meet in his hometown of Eugene, Oregon, where his grandfather was a track coach. There was no discus or shot put for 7-year-olds, so Justin competed in the softball throw.

From one week to the next, he kept throwing and winning until that arm carried him all the way to Hershey, Pennsylvania, where he competed in a national meet. That arm has continued to carry him, to stardom at Sheldon High School in Eugene to the University of Oregon and now to Los Angeles.

Despite the arm -- or maybe because of it, and its near flawlessness -- the focus always seemed to shift to Herbert's personality. NFL evaluators, paid to hunt weakness, wondered if his introverted nature would translate to a professional huddle and all the attendant demands the position requires. John Elway was once asked what was harder, doing the job or having the job? Having it, he said without hesitation. It was obvious Herbert could do the job, but could he have it?

Through his first two seasons in Los Angeles, the arm sustained him.

"The throws he makes are not normal," says backup quarterback Chase Daniel, in his 13th year in the NFL. "I've been a lot of places, seen a lot of things and I'm here to tell you: That stuff ain't normal."

There were so many throws this season -- 699 attempts, 477 completions, 4,739 yards, 25 touchdowns. Many of them were made when his team needed them most, during the Chargers' stretch of four wins in their final five games, putting them in the playoffs -- a five seed, they play at the six-seeded Jacksonville Jaguars on Saturday in the AFC wild-card round -- for the first time since 2018 and third time in 13 seasons. There was an 11-yard rollout touchdown pass against Miami that blithely ignored four Dolphin defenders on its way to Williams at the back of the end zone; the sidarm throw to Gerald Everett in Week 16 that skimmed the left armpit of Colts' defensive tackle DeForest Buckner; the game- and possibly season-saving dart he threw 35 yards on a straight line off a dead sprint to Williams to set up a game-winning, last-second field goal to beat the Tennessee Titans in Week 15.

But the ball, spinning kaleidoscopically through the air toward the waiting arms of a Chargers' receiver, carries its own secret. This ball has always been the easy part.

It was early December, the Chargers were 6-6, injured and average, coming off a loss to the Las Vegas Raiders. The fate of their second-year coach, Brandon Staley, became a topic. Herbert's season -- maybe even his career -- was beginning to look like a collection of impressive but empty statistics.

He was, unquestionably, doing the job, but he came across as almost intentionally enigmatic. Uneasy in the public eye or in front of a microphone, Herbert became a vessel into which any and all theories could be deposited. In his weekly news conferences with the relatively small Charger media contingent, his motto seems to be: Speak quickly and say little. In his third season with the team, he remained just out of reach.

The Week 14 win over the Dolphins initiated an unlikely stretch for the Chargers. Herbert benefited from his top receivers, Keenan Allen and Williams, returning from injury. The offensive line, spackled together most of the season, got healthier as well. The win over the Dolphins was followed by wins over the Titans, Indianapolis Colts and Los Angeles Rams, a winning streak that earned the Chargers the fifth seed in the AFC playoffs.

How did yet another textbook Charger season -- overpromised, underdelivered -- turn into this something both unexpected and uplifting? Like everything in the NFL, the rules state it must begin with the quarterback. It's the most scrutinized position in sports, and its practitioners -- especially ones as talented as Herbert -- are expected to be vocal and motivational and even promotional. On a team fighting for traction in a saturated market, he is expected to be the face of a franchise that desperately needs one. But those rules are unenforceable and theoretical, applicable to whomever wants to adopt them. Herbert doesn't build the roads, he just drives on them.

Given that, is it heartening or disappointing to discover there was no Hollywood moment? Herbert's numbers were, for him, more of the same; over the four-game winning streak he completed 74% of his passes and averaged 281 yards passing. His teammates, some of them apologizing for the mundaneness of it all, praised him for his steadiness and attention to detail, the same qualities they've seen since he arrived.

"He's not an ego guy," says offensive tackle Trey Pipkins III. "He's not a big media-look-at-me guy. There's a balance; you want to be confident, but you don't want to be the guy who's always looking for the camera."

I began four conversations with his teammates by telling them I was there to figure out their quarterback, and each of the four responded with the same two words: Good luck. When I ask receiver DeAndre Carter, one of the well-wishers, if he has decoded the mystery of his quarterback, he laughs and says, "I have not. I have not." His words are delivered with a smile, in a good-natured tone that signifies a certain respect, an acknowledgment that if he -- a man who occupies a locker less than 15 feet away from Herbert's -- is not able to figure him out, there's no hope for an outsider.

"I don't even think Justin hates attention," Stick says. "It might come off that way, but I don't know if that's really the word for it. A lot of guys enjoy a lot of the stuff that comes with that position; he just doesn't enjoy it as much. He wants to play football and hang out in the locker room and be with the guys."

Stick stops and points a finger first at himself and then at me. "But this stuff right here?" he says. "Probably not. Definitely not in this setting."

Herbert is stubbornly unwilling to speak about himself. He can turn any question intended to elicit a personal response -- questions tailored to him and only him -- into an answer that somehow includes everybody but him.

Linguistically, it feels like a form of performance art, but in other ways it can feel almost hardwired. Questions as inconsequential as, "What do you have to do to be better this week?" are dexterously turned into answers that begin, "We need to ..." or "As a team ..." After the Chargers beat the Rams to clinch a playoff berth and win their fourth straight, I asked Herbert what he learned about himself over that stretch. "As a team," he said, "the word toughness comes to mind." When I pressed him, he said, "My most important job is to put the team in a position to win." He is not Justin Herbert, star quarterback. He is Justin Herbert, member of the Los Angeles Chargers.

He is the lowest-profile guy in the highest-profile job, a star quarterback with the mentality of a backup offensive lineman. He has asked that he not be announced with the rest of his Chargers' offensive teammates during pregame introductions at home games, preferring to run onto the field as just another guy in a uniform. Because this wish is not granted -- anonymity, after all, is not consistent with the face of a franchise seeking traction in a packed market -- he runs from the tunnel onto the SoFi Stadium field with his head down and his thoughts to himself, as if the noise has nothing to do with him.

Whenever the team presents him with a game ball, he tries to turn it down. "He's like, 'No. No. No. No.'" defensive lineman Breiden Fehoko says. "We've told him, 'Justin, you've got to stop being so modest.' He's like, 'No, man.' If told him, 'Man, I can't believe that sidearm throw you made against Indy,' and he said, 'It was only possible because you guys stopped them on defense.' He's just too nice, and he doesn't like being in the spotlight. He's the same with us as with everyone else. What you see is what he gives us. It's not a show or a façade. He's a humble, silent killer with great hair."

Herbert is uncommonly fastidious and conscientious, traits that are quickly becoming legendary. (In the summer of 2021, former Chargers teammate Gabe Nabers said he saw Herbert's temper flare once, when Nabers failed to return a shopping cart to its rightful place). After a recent road game, he was among the last to leave the locker room in part because he needed to find a member of the equipment staff to ask where he should leave his used towels. It didn't matter to him that every one of his teammates had left their towels where they always leave them: on the floor in front of their lockers, for the staff to pick up and toss into rolling carts. He carried his towels to the cart himself.

"That doesn't surprise me at all," says Justin's older brother Mitch, a third-year medical student at Columbia who played tight end at Montana State. "He's going to do the right thing when no one's watching."

It's a Friday afternoon tradition -- and something of a running joke -- in the Chargers' locker room for the equipment staff to walk around the room and remind players to pack their bags for that weekend's game. It's a joke because almost nobody ever does it -- they simply put their gear and their bags in front of their lockers, unzipped, and let the equipment crew round it up. Herbert, however, is the one who necessitates the almost: He dutifully packs his bag, zips it closed and carries it to the equipment room.

Whenever Mitch and youngest brother Patrick, a tight end at Oregon, travel to Justin's games, they joke about how much they want the Chargers to win so Justin is more fun to be around. If he has a bad game or the Chargers lose, his parents and brothers text him knowing they're unlikely to hear back for two or three days.

"I wouldn't say we worry about him," Mitch says.

"I think we've just accepted it at this point, and over the last couple of years he's gotten better about being more comfortable in his own skin. I think it's a healthy obsession, and I think anyone who's been around him -- teammates, coaches -- would agree. He's just ultracompetitive and ultra-focused. It's all about limiting distractions, and I think that goes along with the way he deals with the media. If he doesn't say anything wrong or controversial, he can concentrate on what's important to him."

Again, nothing new. The three brothers were home together in Eugene with Justin between the NFL combine and the 2020 draft. Justin had work to do, so the three of them would go to their high school or a neighborhood park so Justin could run through specific route trees. He would position his brothers on the field and go through his progressions. If a pass wasn't a perfectly precise spiral delivered in the perfectly precise spot, he would do it over. Mitch and Patrick would trade glances -- get a load of Mr. Perfect -- but they knew they couldn't leave until every pass met their brother's exacting standard.

"It would have been so easy for him to just go through the motions," Mitch says. "We were basically in our backyard. Nobody knew what he was doing. But he's a perfectionist."

He's trying. Give him that.

The run that put the Chargers in the playoffs might have lacked high drama, but something unexpected did happen. Staring down a season that could go either way -- the exact situation many believed he couldn't handle -- a different Herbert began to emerge. His Friday news conferences became more engaging. He cracked jokes, at one point responding to a question about whether he was aware of being one away from setting an NFL record for most touchdown passes in the first three seasons by saying, "Now ... that's something I'm aware of now." He might have even relaxed. He began showing up with some other offensive players at the defense's Friday night dinner. He shocked his teammates three times during the pivotal Sunday night win over the Dolphins, first by signaling for a first down after scrambling to convert a first down, second by spiking an NBC-bestowed game ball in the locker room (he promptly apologized if anyone at the network believed he was disrespecting it or the ball) and third by delivering a short but rousing postgame speech, the first of his career. "Pretty cool to see Justin coming out of his routine," running back Austin Ekeler said. It wasn't so much what he said -- nobody reported anything memorable -- but the fact that he said it. Staley, asked afterward for his interpretation of Herbert's intentions, said, with more than a hint of sarcasm, "I'm not going to interpret what Justin is feeling. I'm going to let him interpret his feelings for you guys, and I'm sure that will be a fun process."

As he deflects question after question, Herbert professes that winning -- as a team, not as a quarterback -- is his sole motivation. And, well, this was his chance to prove it. His teammates dismiss the idea that he knows success in the playoffs is a requirement for entry into the QB VIP room along with Patrick Mahomes, Josh Allen and Joe Burrow. "He's not the type of guy to worry about whether people are putting him in conversations with certain other guys," Pipkins says. Maybe, but being ultracompetitive would seem to entail a devotion to competition in all its forms.

"He's definitely introverted," Mitch Herbert says. "You see the rah-rah type leaders, and that's what people think is the face of leadership. They think you have to be in someone's face, do the pregame speech. The can-he-lead-a-team thing was unfair. Anyone who ever played with him or coached Justin thought that was ridiculous. He's true to himself."

Against Tennessee, after the Titans scored a game-tying touchdown with 51 seconds left in a game the Chargers had to win, Herbert stormed up and down the sideline, Brady-like, telling his teammates they were being given the only chance they needed. Forty-three seconds later, Cameron Dicker kicked a game-winning field goal.

"The difference I see is just maturity," Fehoko says. "It's weird to say, since he's a three-year starter, but it's how he's grown as a man off the field. He's finding ways to uplift guys around him, doing more of what we didn't have the past two years. He was just so quiet. He's still quiet -- he's one of the most reserved guys on the team -- but he's showing more emotion, and that stuff gets us going. I think he's starting to see that."

There's a lot going on. For every position but one, football is a grand exercise in overcomplication. But a quarterback's preparation is consuming: different game plans each week, different pressures, different coverage disguises. They have to see everything before it happens, and even if they're right there's still the biggest part of the job: making the plays work. It's why, in advance of his brother's first playoff game, Mitch says, "We won't hear from Justin this week."

"I've got to come to accept that there's more to this job than just playing football," Justin says, "and that's something I'm continuing to work on. I still have plenty of room for improvement, but my responsibility is to my team and the Chargers organization, and my first priority is always football."

Asked if he is getting more comfortable with the ancillary requirements of the job, he says, "I'm trying to. I just don't like talking about myself. I was the middle of three brothers -- they got a lot of attention and I kind of got picked on. I deserved it, but having those brothers kind of pushed me to become a better human. My older brother [Mitch] did everything right: great grades, incredible athlete, just a great human being. I tried to live up to that."

He is 24 years old and famous in a city that defines it. He's incredibly wealthy, 6-foot-6, handsome and playing the most glamorous position in sports. And yet he seems to navigate the world in a state of uncomfortable self-consciousness, keenly aware of every eye that lands on him.

"Yeah," he says. "I feel like I've gotten better at that."

The offensive linemen will be watching film of practice, ostensibly for their own improvement, but inevitably something will catch their eye. It's a constant reminder that they miss so much; heads down, legs pumping, the best parts of the game taking place outside their field of vision. So someone will interrupt. "What was that? Run that back." So they do, and this room full of massive humans will sit back, shake their heads and laugh at the ball spinning through the air. "If you watch some of the throws," Pipkins says, "it's just absurd."

The question would be ridiculous in any other context, but somehow pertinent in this one: Does Herbert understand what everybody else sees?

"I don't know," Pipkins says. "And that's his thing: He wouldn't tell you if he did or he didn't."

Whether he knows it or not, whether the world knows it or not, the ball still spins, farther on a line than anyone thought possible. It tears almost violently through the air, providing the only validation needed.

Linemen point at a screen. Wait -- run that back. Quarterbacks watch from behind him and suppress the temptation to make a scene. Guys -- that's not normal. Broadcasters gush and coaches swoon. The stage will only get bigger, but none of it matters.

Its nose forever down, the ball's apparent lightness belies everything it carries with it: promise, expectations, demands. It continues along its way -- at 12½ rotations per second -- to wherever it will take him.

Each throw is a marvel to everyone except the man who creates it. He stands back, unimpressed, perhaps knowing this ball -- this gift -- has the power to take him places he isn't entirely sure he wants to go.

# Justin Herbert Is Known for His Arm. But His Mental Game May Be Even Better.

By Steven Ruiz  
The Ringer  
August 31, 2022

In hindsight, it was probably a bad question. That became clear as Los Angeles Chargers quarterbacks coach Shane Day looked off into the spotless Costa Mesa sky searching for an answer. I had asked him to pick out the best play he'd seen Justin Herbert make during their first year working together, and he was struggling—not because he had trouble coming up with an answer. There were just too many options to choose from.

We'd set forth some parameters: For example, he couldn't pick Herbert's big throw against the Giants, the one when the QB fled the pocket after his left tackle got beat, planted at his own 33-yard line, and then launched a pass that dropped right into Jalen Guyton's hands for a touchdown.

It was probably the throw of the 2021 NFL season, so I thought it was too easy. "I wouldn't pick that one anyway," Day reassured me.

"There were several plays in the red zone," Day continued. "A lot of times as coaches, when we watch the red zone [film], we'll talk about how most of the touchdowns are scored off schedule. But [Herbert] doesn't. He goes through the progressions. He goes, bang, bang, bang and throws touchdowns."

Suddenly Day started doing an impression of a quarterback going through a progression, bouncing on his feet as he reads an imaginary defense. That seemed to jog his memory, and he finally had an answer: It's a 4-yard touchdown pass on the opening drive of L.A.'s 41-22 win over the Bengals in Week 13. Not a gargantuan throw, a buzzer-beating strike to force overtime in the season finale against Vegas, or the 40-yard hole shot Herbert threw against the Cowboys that looked like CGI. No, this random-ass 4-yarder from a game you probably barely remember.

Day cited that play because of what happened between the moment Herbert took the snap and when he let go of the ball. Most quarterbacks aren't able to get through a full-field progression in the open field—and doing it in the red zone, where everything is condensed, basically never happens, said Day. But on this play, Herbert considered and dismissed three different options before finally making a throw to Keenan Allen, who was considered a "checkdown" option.

To fully appreciate the work Herbert did to make that touchdown, we need to break down his progression step-by-step, starting before the ball is even snapped. The Chargers motion Guyton across the formation, and the cornerback across from him follows, leaving Mike Williams one-on-one on the outside. Herbert, thinking he's getting some sort of man coverage, wants to attack that matchup. But right before the ball is snapped, Bengals safety Jessie Bates audibles into a zone coverage that takes away Williams's post route.

So option one is off the table. Herbert's next read is running back Austin Ekeler in the flat, but the cornerback had passed Williams off to Bates and was in position to rally and make the tackle short of the end zone. On fourth-and-goal, that's a no-go.

So Herbert's eyes move on to tight end Jared Cook, who's running a shallow crossing route from the opposite side of the formation. Cincinnati had that covered, too: Sam Hubbard, who typically rushes the passer, had dropped back from the line of scrimmage.

At this point, the defense had clearly "won" the play call. Time and space is limited in the red zone, so if the defense can take away even just the first option for an offense, they consider it a minor victory. Cincinnati had smothered Herbert's first three options. Most quarterbacks in this situation would panic: scramble, throw the ball away, or just take a sack. But Herbert found another answer. His eyes went straight to linebacker Logan Wilson, who was manning his zone over the middle of the field. Allen was running an in-breaking route from the backside of the formation, and there was just enough of a throwing window to fit in a pass.

"If you freeze that, where that ball location was, and you see the type of traffic that he fit that in," said Chargers coach Brandon Staley, who also brought up the same play unprompted. "That's the only place it could have been on fourth-and-4."

It was a perfectly placed pass thrown with enough velocity to beat the multiple zone defenders. But as impressive as the throw itself may have been, the process Herbert used to get to it is what made it so special. That can be hard to appreciate when watching from home without knowledge of the play call or what's expected of the QB. It's certainly harder to appreciate than a 60-yard bomb thrown under pressure. But watch that play back at normal speed. There's just about 2.5 seconds between the time the ball is snapped and when Herbert starts his throwing motion—that's all he needed to make four-plus calculations before nailing a highly difficult throw.

Highlight reel throws have accelerated Herbert's climb up the quarterback hierarchy. Everybody loves a good deep ball. And his coaches concede that his generational arm—which helped him finish second in both completion percentage and yards per attempt on deep passes (20-plus air yards) in 2021, per Pro Football Focus—allows him to pierce windows that other quarterbacks can't. But the real magic is having the imagination and foresight to make those throws in the first place. Staley brings up one of the many season-saving throws Herbert made late in the Week 18 game against the Raiders:

The velocity is unreal, but Staley was in awe that Herbert knew exactly where to place it to navigate the gauntlet of Raiders defenders standing in the way—and to do it while allowing Williams to catch it in stride and pick up a big chunk of yards. In that way, there's an underappreciated depth to Herbert's game that can be obscured by his overwhelming physical talent. The throws are awesome, but if you ask his coaches, it's the young quarterback's advanced mastery of the position that makes him so special.

"So we kind of get numb to the splash plays—the deep throws, the runs down the sideline, all that," Day said. "But I think what's most impressive about Justin [is] when you watch him play quarterback ... he goes one-two-three through progressions, and I think that's what he does better than anything."

"It's not the splash plays; it's playing quarterback."

Before Staley started on the defensive coaching track, he played quarterback at Mercyhurst University and Dayton. That gives him a unique point of view when analyzing the job his young passer is doing. The Chargers coach knows how difficult it is to play the position at a high level ... and just how difficult it is to stop a quarterback when they're operating like that.

"Hitting five in the progression" is a phrase Staley used several times during our conversation after the Chargers' annual intra-squad scrimmage. On any given passing play, there are five eligible receivers for the quarterback to throw to. It's rare that a quarterback will even get a chance to look at three of them before getting rid of the ball or taking off. Tom Brady does it every now and then, but even for the GOAT, it can be tough to process all of that information in a matter of seconds.

Brady has been running these plays for more than 20 years, so it's not a surprise that he's able to do this. But Herbert just finished his first year in offensive coordinator Joe Lombardi's scheme and is already doing it with regularity.

"He's getting through five in the progression, and you just know that many young quarterbacks in their first year in an offense aren't getting there," said Staley. "I know that because I have to defend them. So I know who's making it through and who isn't. Most guys, they get one-two-three and then they're out of there. They're moving, they're running, and they're escaping. They're getting out of trouble. Where what this guy [is doing] is playing quarterback at the highest level already."

Staley says knowing that a quarterback is willing and able to exhaust all the options available to him puts tremendous stress on a defensive play caller. There are no perfect calls, and every coverage has a weak point. But the top quarterbacks sniff out those vulnerabilities quickly and exploit them with ruthless efficiency.

"I know that our margin of error is so small on defense," Staley said of playing against quarterbacks who can hit five in the progression. "If we're not connected, if we're not on it, and if the rush isn't coming, like, he's gonna make it."

While studying the playbook certainly helps Herbert get through his progression quickly, he also possesses the innate spatial awareness that's required to do it in the heat of a game. The 2020 first-round pick says when he's reading a defense from the pocket, he's reacting to stimuli rather than actually going through the thought process the coaches design for him. Those instincts are honed by putting in the work and taking coaching well, Herbert says, but there's obviously a limit to that.

“He sees a lot more than I can coach,” Day said. “He has just a great feel for, Hey, this guy’s open. I’m going to put the ball there and I’m going to progress through the read like this. He just has a very good sense of the whole position at a very young age.”

Day brought up Herbert’s game-winning touchdown pass to Williams in a pivotal mid-season win against the Steelers as an example. Williams was so open it looked like Pittsburgh had blown a coverage.

It hadn’t.

Early in the game, Los Angeles had called an identical pass pattern with the outside receiver running straight down the field and the slot receiver running a quick out. Herbert had noticed the corner “getting nosy,” as Day puts it, trying to jump the out route for an interception—what coaches might call a “trap” coverage. So when the Chargers, trailing by three, dialed up the concept late in the fourth quarter, Herbert was ready to take advantage. As soon as he saw the corner flip his hips toward the out route, Herbert fired off a far-hash hole shot that arrived early enough for Williams to erase the safety’s tackling angle with ease. After the score, the NBC broadcast cut to a tight shot of Herbert nodding at the Chargers sideline, as if to say, “Did you see how easy that was for me?”

“I think what he does better than a lot of players, when they see that, they’ll come out and predetermine it,” said Day, who’s worked with cerebral quarterbacks like Kirk Cousins and Alex Smith while coaching in the NFL.

“And then it won’t be there and they’ll get stuck. He really plays it straight, and if he reacts to the defense and the defense makes a mistake, he makes them pay.”

You would think a young quarterback making rapid-fire decisions like that would make more mistakes, but Herbert rarely does. He threw 15 interceptions last season, but that was the product of throwing a ton of passes while trying to keep a porous defense in games. The Chargers’ typical rotten luck also played a part. Herbert had the lowest turnover-worthy play rate of any quarterback in 2021 and was the only one who finished with more interceptions than turnover-worthy plays, per Pro Football Focus.

If you just look at Herbert’s pressured dropbacks, his 1.9 percent TWP rate would have still been tied with Tom Brady’s overall figure for second lowest in the NFL.

No quarterback is immune to pressure, but Herbert is the closest I’ve ever seen. The numbers in the last paragraph show he doesn’t throw dangerous passes into coverage. He finished top 10 in pressure-to-sack rate last year, so he doesn’t take hits either. He doesn’t really even scramble as much as he probably could, finishing around the middle of the league in scramble rate on pressured dropbacks.

Herbert is consistently able to find answers built into the design of the play—the “break glass in case of emergency” options that quarterbacks rarely have the poise to consider.

“He ‘plays the play’ better than anyone I’ve ever seen,” says Day. “If you want to take something away in man coverage, he’s gonna make you pay with his legs. But it’s not forcing it. And he never does that, which is very rare for a young quarterback. Usually [they] lean on those physical gifts.”

So where does Herbert go from here? How does he get better after throwing for 5,014 yards and 38 touchdowns last season? There aren’t any glaring issues that need to be addressed before his third year. Herbert said on *The Ringer* NFL Show this spring that sharpening his footwork, and how it syncs up with his receivers’ routes, was his big focus of his offseason training regimen. Both Staley and Day pointed to pre-snap operation—getting in and out of the huddle faster, fixing pass protections, checking out of bad play calls before snap, etc.—as an area of growth for the third-year pro. But these are just small improvements here and there. There is no need for wide-scale corrections.

“I think the second year in the offense, you got the terminology down, you know what the coaches expect, and now you can really concentrate on the fundamentals,” Day said. “You can concentrate on fixing protections, making checks in the run game, but we put a lot of that on him last year, too. ... I think he’ll continue to grow in those areas.”

By all accounts, Herbert is a diligent worker who is constantly tinkering with his game, finding ways to get better. Last season, it often seemed like he was just running the offense as it was designed on paper, and in 2022, he should have more creative freedom to put his own twist on the scheme. Staley says that more than anything, though, it’s the quarterback’s desire to learn and improve that has driven his early success.

“It’s not just natural passing—like, this guy is pouring into his game,” Staley said. “It’s not God-given talent. It’s God-given work ethic. He’s got an incredible will to be a great player. And I think that’s what people don’t realize because of his physical gifts. They don’t realize the will that he has inside.”

Herbert’s lore will soon spread to the masses.

Playing in the AFC West, the league’s toughest division, he’ll have quite the platform to prove himself in 2022. The Chargers are scheduled to play five prime-time games, including a Thursday-night showdown with Patrick Mahomes’s Chiefs in Week 2 and a Sunday-nighter against Russell Wilson’s Broncos in Week 6. Herbert has already beaten Mahomes in his own stadium, but that game was played at 1 p.m. in September. Outplaying top quarterbacks (especially ones with rings) on the national stage will give the QB’s reputation a boost. And getting this cursed franchise to the postseason would likely push Herbert into the MVP discussion and get more people comfortable with the idea that he is elite. But Day is already there.

“I have this huge folder [on my computer] called ‘Why Justin’s the greatest quarterback of all time,’” Day says.

“It’s like 67 plays. If I’ve had a bad day, I just watch that.”

If Day is right about Herbert’s ceiling, the Chargers won’t have too many of those in the foreseeable future.

# The magic and mystery of Los Angeles Chargers quarterback Justin Herbert

By Mina Kimes  
ESPN.com  
September 2, 2021

EUGENE, ORE. – Let's talk about the haircut.

Justin Herbert looks away, visibly distraught. Not because he's embarrassed by the haircut in question -- in December, he showed up at a Chargers news conference looking less like a golden-haired surfer god and more like a military school cadet, a visually awkward transformation that launched a thousand memes -- but because talking about the haircut means he has to talk about his least favorite subject, the one that he's been trying to avoid ever since we sat down for breakfast: himself.

Herbert stabs his pancakes with a fork. "So John Lott, our strength and conditioning coach ... he said, 'I cut my son's hair all the time.' I was like 'Sweet, you can cut mine.'" He shoves a bite into his mouth. "He cut it in the weight room, and ... that's kind of it."

But why would you let your strength and conditioning coach ...

He shrugs. "I just didn't really want to pay for a haircut, to be honest."

Offensive Rookie of the Year, \$27 million contract, face of a newly relevant franchise. And yet.

Herbert's hair has grown back, but he still looks younger than his 23 years, hunching over his plate like the biggest kid at school. He's dressed in a T-shirt and shorts that were probably sent to him by Nike; he drives an Audi sedan that was definitely a gift from an auto dealership here in Eugene (he drove it more than 13 hours from Los Angeles). Later, when I point out a Whole Foods from the car, he says he doesn't shop at the grocery store because it's too expensive. "It's just calories," he explains.

Herbert barely looks at social media. He doesn't tweet, and only joined Instagram at the end of college, when his marketing representatives made him sign up. "I don't really run it," he tells me, a little sheepishly. When I mention his public persona is somewhat inscrutable, he seems pleased. "I think the less people know about me, the better," he says. "I don't want to read an article about myself."

Herbert glances at the tape recorder. We both laugh.

When the quarterback's representative told me we were meeting here, in a crowded breakfast spot on the fringe of Oregon's campus, I was curious to see how he'd handle interactions with fans. But in the hour or so since we've arrived, no one has approached him, save the waitress who keeps wordlessly refilling his coffee (Herbert, polite to a fault, stops midsentence to thank her every time). I ask him if he's surprised he hasn't been bothered, and he shakes his head. "I don't think people care a whole lot," he says.

That is, of course, preposterous. We're in Eugene freaking Oregon; Herbert's origin story is as woven into this college town's fabric (hemp, no doubt) as beer and bicycles and Phil Knight. And unlike Knight, he actually grew up here, in the shadow of Autzen Stadium, attending football games with his grandfather as a boy. Eventually, he'd star there as the school's quarterback, solidifying his local legend by returning for a senior season with the Ducks instead of entering the draft. His picture hangs on the wall of the restaurant where we're sitting, along with Oregon sports heroes like Sabrina Ionescu, Payton Pritchard and Marcus Mariota, all clad in green and yellow.

Herbert is friendly with Mariota; the former No. 2 overall pick, now a backup in Las Vegas, owns a house in Eugene not far from where Herbert's parents live. The two quarterbacks share a marketing agency, as well as a network of Oregon alumni and friends. And while their careers seem to be headed in different directions at the moment, their NFL journeys started in the same place, with the football world questioning their ability to lead.

If the draft is a marketplace of competing ideas, the league's disdain for quieter personalities under center is one of its staler tropes -- an investing principle that persists despite numerous counterexamples, as though introversion is tantamount to sloppy footwork or a wonky release. Herbert, with his generational gifts, could be the star whose success both catalyzes a scarred fan base and shatters the myth of the outspoken Alpha. But he's reluctant to clap back, demurring when nudged for comment on how he has been perceived. So I try a different tack, pointing out that Eli Manning, two-time Super Bowl MVP, was criticized early in his career for his reserved demeanor.

Herbert furrows his brow. "I wish I knew people on the Giants roster that could explain what Eli Manning was all about -- how he acted in the huddle," he says. "I bet when he stepped onto the field, he had control of the offense. Because he had to. And maybe he is soft-spoken off the football field, and maybe he doesn't love all the attention, but I don't think loving the attention and needing it is a requirement to be a good football player."

So, yeah: Justin Herbert doesn't want to talk about Justin Herbert. But that doesn't mean he has nothing to say.

When the Chargers' offense jogged onto the field in Week 2 last season, CBS play-by-play announcer Jim Nantz was stupefied. "Well how about this," he said to his booth partner, Tony Romo. "Justin Herbert's the quarterback on the first snap!" Nantz wasn't the only one surprised to see Herbert instead of Tyrod Taylor, the team's veteran starter. When tight end Hunter Henry saw the rookie in the huddle, he asked him what he was doing on the field. "I was like, just let me call the play," says Herbert, laughing.

The quarterback, like the rest of the world, didn't know at the time that Taylor had suffered a chest injury during warm-ups when the team doctor accidentally punctured his lung ("I felt horrible for him," Herbert says. "I wouldn't wish that on anyone.") Coach Anthony Lynn told the rookie less than 30 seconds before kickoff that he was starting in Taylor's place; as the news trickled through the sideline, star edge rusher Joey Bosa walked over and slapped him on the back.

The first drive was a blur. Because the pandemic had abbreviated the NFL's offseason program and eliminated the preseason altogether, Herbert, who operated exclusively out of the gun at Oregon, was unusually green. He spent part of the summer in Eugene calling plays in an imaginary huddle, his brothers Patrick and Mitchell radioing in messages using a walkie-talkie. Now he was lining up in SoFi Stadium, with the Chiefs' defense bearing down on him like homesteaders descending on untouched land. His teammates were awestruck. Easton Stick, the Chargers' third-string quarterback, recalls watching Herbert flip his protection early in the series and go through his progressions before checking down to running back Joshua Kelley for a 35-yard gain. "He had probably never done that a single time in training camp," Stick says.

Herbert blew everyone away in his debut, but L.A. lost in overtime to the reigning Super Bowl champs. Then, the next week, the Chargers lost again, and again ... going 2-8 over the next 10 games. Some of the losses were chaotic, and others a little freaky -- standard stuff in recent years for the Chargers, a team seemingly subject to the whims of a vindictive special-teams god. Still, optimism abounded. The results mattered less to fans than the performance of their young quarterback, and the early returns were strong. Despite playing behind a leaky offensive line, Herbert dazzled with his arm and his legs, Fred Astaire-ing his way through crowded pockets and launching bombs downfield. He broke Baker Mayfield's rookie passing record with 31 touchdowns, and the team ended the season with a four-game win streak.

While Herbert was taken sixth overall, behind Joe Burrow and Tua Tagovailoa, he did encounter a fair amount of skepticism during the pre-draft process. Many analysts admired his physical tools but questioned his decision-making; in his final season at Oregon, where he lacked elite weapons, the quarterback occasionally locked onto his first read before taking off with the ball. Over breakfast, I confess to Herbert that I underestimated him coming out of college, in part because I didn't properly account for the context around him compared to what Burrow and Tagovailoa were working with at LSU and Alabama. "I appreciate you saying that," he says, with a gentle smile. "It can't be easy."

Herbert says he generally tries to avoid consuming analysis or coverage of his career. Last year, the Chargers, along with the Rams, were featured on HBO's "Hard Knocks." Even though the rookie quarterback was featured in a few scenes, he says he skipped the series (Stick tells me Herbert tried to hide from the cameras). His teammates describe him as a homebody, more keen on watching movies -- he loves Christopher Nolan films, especially "Inception" and "Interstellar" -- and playing board games than going out. During camp last year, when the rookies were quarantined together in a hotel, he insisted on buying a copy of Settlers of Catan, the Risk-like strategy game where players gather resources to accrue territory, for the group. Gabe Nabers, the team's fullback, says they played nearly every night. "He loves that game," says Nabers. "He'll do anything to win."

"The first time he lost, he looked at whoever won -- maybe Gabe or me or some other guy -- and said: "That won't ever happen again," recalls Nate Gilliam, a guard on the practice squad. He giggles. "I was like, 'Uh, OK ... I just met you.'"

Before the season started, the three rookies moved into a house near the Chargers facility in Costa Mesa. Herbert's teammates say they quickly learned that their new roommate was a something of a neat freak, with meticulous handwriting, a color-coordinated closet and a thinly veiled distaste for any sort of mess. Nabers says he has seen Herbert's temper flare up only once, when Nabers tried to abandon his grocery store cart in the parking lot. "The first time we went shopping, I was like, 'Eh, I'll leave it right here,'" he says, pantomiming a gentle push. "And he said: 'No. Take it all the way back.'"

Herbert, who lives alone now (he recently adopted a cat, which he named Nova, after a weapon in the video game Call of Duty), doesn't dispute this characterization. "I like things neat," he says. "Things have a place, and they should be put back where they come from." His preference for order extends to the football field, where he loves feeling confident in his ability to sort through the mess on defense and Marie Kondo his way to a first down -- pre-snap recognition, in quarterback terms. One of his favorite moments as a rookie took place on a seemingly unremarkable play, when he recognized a defensive look from the Raiders, killed the call, then reloaded it after Las Vegas adjusted to his adjustment.

"It was like a game of chess," he says. "If you could do that on every play, every drive ..." he sighs a little. "I think that's where success comes from."

Perhaps. But it also came when Herbert was immersed in chaos -- dodging free rushers and hurling passes across his body, breaking the rules that apply to less gifted athletes. His private quarterback coach, John Beck, says Herbert's natural arm talent is what enables him to thrive outside of structure. "I feel fortunate to have been around some really good throwers," says Beck, who has worked with Matt Ryan and Drew Brees. "There aren't that many people on the planet like that."

If Herbert wasn't a professional football player, he'd probably be a doctor or a science teacher. His dad, Mark, taught high school biology; so did his grandfather, who lived near the family in Eugene. Growing up, he and his brothers used to spend hours at the pond by their grandparents' house, chasing snakes and trying to trap nutria, a rat-like species of rodent endemic to the Pacific Northwest. Holly, his mother, says Herbert used to bring home various animals as pets, including one fish that jumped out of its aquarium while the family was out and died. "He was devastated," she says.

After Justin and I finish breakfast, he takes me to his parents' house, a rambler where he and his brothers grew up. One of them, Mitchell, is visiting from New York (he's a student at Columbia medical school), so the two of us sit outside, on a dusty patio set in the backyard. Mitchell points to the stretch of lawn where he used to catch passes from his younger brother when they were kids. "He was just always so athletically gifted," says Mitchell. "Justin would never say this, but people knew he was different. That's just kind of how he's always been."

Earlier in the day, I had asked Herbert how he ended up playing quarterback growing up. In his usual self-deprecating manner, he told me it was probably because his dad was the team's coach; everyone else says he was an obvious athletic prodigy, the sort of kid who could sling perfect spirals when he was barely out of diapers. At 4, he was out-throwing older boys at track and field events. At 5, he was pulling off unassisted triple plays. His high school football coach, Lane Johnson, says he first witnessed Herbert's "Rookie of the Year"-like throwing power at a little league game, when a young Justin whipped off his catcher's mask to field a bunt, barehanded the ball and threw a kid out. At the time, he was in the second grade.

Holly says she has only one memory of ever getting a call about Herbert's behavior, when a teacher phoned her to ask if she could get him to go easier on the other kids at recess. Watching him play youth soccer was a little embarrassing, she says, because her son scored all of the goals. As a boy, she says, Herbert was equally reluctant to tout his own accomplishments. "When the spotlight was on him, it was uncomfortable -- he was not attention-seeking." Holly describes Justin as a classic middle child. "Sort of the odd man out," she explains.

Herbert's aversion to self-promotion explains, in part, why he wasn't more heavily recruited in high school. After breaking his femur at the beginning of his junior year, he shot up several inches, approaching his current height of 6-foot-6. One would think a kid the size of a power forward with a Howitzer attached to his right shoulder would've enticed football programs far and wide, but Herbert wasn't heavily recruited, in part because, well, he rarely left Eugene. He visited only one quarterback camp, at his dad's request, and told his parents afterward he didn't plan on attending any more. "I don't think he fully understood how unique of a talent he was," says Beck, who notes that Herbert also didn't compete in The Elite 11, the throwing event widely attended by the nation's top prospects. "He never knew how he stacked up next to everyone else."

In the end, Herbert ended up at his dream school, Oregon, cracking the starting lineup as a true freshman under head coach Mark Helfrich. Though the team was very mediocre, Herbert was clearly very good. But when Helfrich was fired, the new head coach, Willie Taggart, declined to name the young quarterback as the starter from the jump, kindling a faux controversy when he told the media he was looking for a real leader. From that point on, Herbert was relentlessly critiqued for his understated attitude, figuratively poked and prodded all the way until the Chargers picked him in the draft. The quarterback studied biology and scored numerous academic honors, with near-perfect grades. Was he too smart? An unnamed lineman told a reporter that Herbert was extremely shy. Could he steer a team? Someone wrote a cute story about how he started a fishing club in high school. Did he like fish more than people?! (No one actually said the last thing, but you get the idea.)

It had to be exhausting. Herbert never complained in public, but others did -- teammates, coaches, friends. Joey Harrington, the former Oregon QB who was also panned for his cerebral vibe, tells me he gets frustrated watching history repeat itself year after year. "I think people have an idea of what a quarterback or leader should be," he says. "But a lot of times in the NFL, people just want you to shut the f--- up and do your job. I don't care if you're trying to motivate me -- if you don't play well, you're costing me money."

I ask him if he has advised Herbert to ignore the noise, and he chuckles. "He doesn't really care. He doesn't listen to this s---; he just does him."

It's true that Herbert mostly ignored the discourse ahead of the draft. ESPN's Desmond Howard questioned his ability to win over a locker room compared to Burrow; the quote spread like an oil spill, but Herbert says he didn't hear it until the comments resurfaced this spring, after he won Offensive Rookie of the Year. He insists he didn't care -- but concedes he did have to answer pointed queries from NFL teams, some of whom shared similar concerns. "I'd go to a meeting and they'd say, 'Well, we've heard some issues about your leadership ability,'" he says. "I said, 'Listen, I'm myself. Ask my teammates.' I'd give them examples."

One of the stories he brought up, he says, was a moment from his performance against Washington State in 2019, when there was less than a minute left in the game and the team was down by one. "I remember being on the sideline and saying, 'We practiced this every Wednesday, the 2-minute drill. We're absolutely fine. We'll go out there, we know what we're doing.'" Herbert went 4-for-4 on passing attempts on the final drive, and Oregon won 37-35.

"If you can look people in the eye in the huddle and say we're fine when bullets are flying and things seem bad ... that's my idea of leadership," he says. "Being yourself. Not being a rah-rah guy. Being the same person always."

He doesn't deny that he's an introvert but contends that the label is widely misunderstood. Back in college, Oregon's offensive coordinator, Marcus Arroyo, gave Herbert a book called "Quiet: The Power of Introverts in a World That Can't Stop Talking." Herbert remembers a section about a developmental psychologist who studied hundreds of children, exposing them to stimulating noises and visuals as infants. One might expect the babies who eventually became quiet kids to turtle inward in response to hectic environments, he says, but the future introverts were actually the infants who wiggled and danced the most.

The book's author, Susan Cain, wrote: "It's as if they process more deeply -- sometimes consciously, sometimes not -- the information they take in about the world."

The day after I meet Herbert and his family, his current and former teammates descend on Eugene for a charity golf tournament he's hosting at a local country club, to benefit a nonprofit that funds youth sports programs. As the morning fog rolls off of the pines, Chargers wideout Keenan Allen, conspicuously dressed in a bright violet polo with matching sneakers, is sitting next to a buffet, plowing through a plate of biscuits and grits. I pull up a chair and ask him what it was like playing with a rookie quarterback after seven seasons of catching passes from Philip Rivers. "Phil has the knowledge, the experience," he says. "But as far as athletic ability?" He snorts. "It's not even close. The guy is throwing 70-yard bombs as he gets hit."

The wide receiver points to a play against the Raiders in Week 9 called X Tower. Herbert was supposed to throw the ball to Mike Williams on a post route, with Allen clearing space -- "running for the love of the game," he says. But when the safety abandoned his responsibility and left Allen in space, Herbert, who was looking to his left at a double-covered Williams, abruptly flicked the ball nearly 30 yards downfield to Allen, who was caught by surprise when it spiraled into his outstretched hands.

"Experienced quarterbacks wouldn't even look at that route," says Allen. Herbert's extraterrestrial arm talent has made all of the receivers work harder, he continues, because no one can take any plays off. "Now, when you're the third guy on the team, you can't think ... OK the ball is going to Keenan, so you don't have to run your route. You can always get the ball at any point in time."

Herbert is Rivers' polar opposite in more ways than one. Allen can't remember a single instance of the rookie screaming in his presence; Rivers was, of course, well known for his antics on the field. "Phil's gonna yell every play," Allen says, cackling. "His team, the other team, he don't care. Phil yellin'." But the wide receiver is quick to point out that, for all of their ostensible differences, Rivers and Herbert share the same competitive fervor, it just manifests itself in different ways. During the Chargers' losing streak last year, he says, Herbert used to sit by himself at his locker for hours after games in full pads, eyes straight ahead. "I had to tell him, 'Bro: Let it go,'" says Allen. "'It ain't got nothing to do with you. Leave it out on the field.'"

Allen pauses, then adds: "It's good to have a guy like that. You know he wants to win."

While the Chargers advanced to the playoffs seven times during the Rivers era, the team made it past the divisional round only once and never reached the Super Bowl. Even when the roster was stocked with talent, the organization seemed to be mired in perpetual misfortune, or playing out a Sisyphian drama where Rivers was doomed to lead endless comeback attempts, seemingly always culminating in a shanked field goal. Between the bizarre losses, the pervasive injuries and ownership's decision to skip town, Chargers fans could be forgiven for jumping ship. But then, Herbert entered the picture, and the franchise's prospects flipped overnight. While Kansas City still looms as the favorite in the conference, there's a sense among fans -- and analysts -- that Los Angeles could be a dark horse in the playoffs.

In a league where quarterback play matters more than ever, drafting a game-changing passer is a little like finding a working compass; no matter where you are, or where your team is going, you can always find your way north. Today, the Chargers' compass is posted up on the 10th hole, hitting the same shot over and over, exchanging pleasantries with every group that stops by his tee. Allen does a double take when Herbert smacks a perfect drive over the treetops, shaking his head. "Relax, my guy!"

Herbert grins. "Sometimes you get a good one, sometimes you get a bad one."

A few minutes later, Pep Hamilton, the former quarterbacks coach in Los Angeles, pulls up in his golf cart. Herbert hits an identical shot (I watch him take the same swing about a dozen times, and almost all of them follow a similar arc), and Hamilton, now with the Texans, whistles. "Jesus, Herbert," he says. "You been doing that all day?"

The quarterback shrugs. "I've had some good ones, some not-so-good ones," he says, tossing his driver in his bag.

As Herbert's Chargers teammates pass through, I pull them to the side, looking for insights. "He's like a sponge in the building -- eats everything up, absorbs so much info, wants to know the playbook more than anything. I mean, he's a biology major," says Scott Quessenberry, a backup guard. Herbert sidles up to us, and Quessenberry gestures in his direction. "He's like: 'Do you know the lifespan of organisms in the ocean?'"

"I've never said that," says Herbert.

Groups of golfers cycle in and out; the sun goes down and the tournament ends, giving way to a party next to the green. Hundreds more people show up for the festivities, lining up for barbecue and drinks and a glimpse of Dan Fouts. I spot Hamilton standing alone with a beer and ask him what it was like teaching Herbert last year. "I think he has a lot more in common with Andrew Luck than any other quarterback I've had a chance to be around in the NFL," says Hamilton, who spent just over two seasons as the offensive coordinator of the Colts. "He's a quiet leader -- he leads by example. He has an innate toughness about him, and he garners field credibility and respect as a result."

Hamilton smiles. "You can be tough without announcing you're tough."

We find a table and watch as a small crowd gathers around a makeshift stage, where a hired performer is playing covers of wedding songs. The singer strums the opening bars of "Sweet Caroline," then stops and calls for Herbert to join him. The quarterback shakes his head, but the guy won't take no for an answer, so Herbert trudges up the steps, where he's flanked by a couple of his offensive linemen. Before long, all of the Chargers still at the event have joined them; one of the linemen is belting out the chorus, the kicker is swaying with his eyes closed, and Allen is dancing with somebody's mom. A minute or so into the song, I spot Herbert fading into the background, then trying to slip into the crowd. So do his teammates, who pull him back on stage.

## Justin Herbert's misinterpreted personality becomes Chargers' gain

By Gilbert Manzano  
Orange County Register  
October 31, 2020

Jana Prikryl, the director of general science at the University of Oregon, didn't realize she had helped Justin Herbert change his major until a peer advisor identified him with a scream.

"Oh, my God, that was Justin Herbert," Prikryl recalled hearing when the 6-foot-6 Oregon quarterback left the office.

Herbert, now a star quarterback for the Chargers, submitted his change-of-major form to switch from biology to general science. Herbert was the second future NFL quarterback that Prikryl had assisted. Marcus Mariota was a general science major at Oregon a few years before Herbert.

"Embarrassingly, I did not know that he was Justin Herbert," Prikryl said in a phone interview last week. "I knew we had Justin Herbert and I knew he was fantastic, but I didn't put the face to the name."

Prikryl shouldn't be embarrassed. Not many knew of Herbert before he became a star at Oregon and the latest NFL rookie sensation.

Even now, as more become familiar with the name, not many truly know Herbert. Although, there were many guesses about his personality in the lead up to the 2020 NFL Draft.

Herbert was described as an introvert, also known as a shy person, and few NFL teams want a shy quarterback. But that didn't stop the Chargers from selecting Herbert with the No. 6 overall pick in April's draft.

They were well aware of Herbert's physical gifts, just like the other 31 teams, but perhaps the Chargers dug deeper in getting to know Herbert as a person.

"I think a lot of introverts get labeled with that word shy, lack of leadership," Chargers coach Anthony Lynn said. "My son is an introvert, so I raised one. I know what the tags are, but you just look at how people respond to them. That's all you need to know."

The Chargers did their personality research on Herbert and are now getting rewarded for it with weekly touchdown passes from his rocket right arm.

"Ultimately, this guy is just very talented," said Denver Broncos coach Vic Fangio, whose team hosts Herbert and the Chargers on Sunday. "Looks to me like he's made up of the right stuff to be a quarterback in the NFL, and fortunate for (the Chargers) and unfortunate for us, I think they found their quarterback for the next 10 to 15 years."

Herbert has only started five games, but he's played so well that questions are now being asked. How did a quarterback who is enjoying a historic NFL start that rivals Patrick Mahomes and Dan Marino become available at No. 6 for the Chargers?



Why didn't the Washington Football Team take Herbert second overall and why didn't other quarterback-needy teams leapfrog the Chargers in the draft order to take him?

Many draft experts described Herbert as having all the physical tools, but somehow that wasn't enough to shake the introvert label that hung like a dark cloud.

Of course, it wasn't all because of Herbert's quiet demeanor, but it likely played a part in why teams were skeptical, and it goes to show that swag isn't everything. Sometimes saying less means there's more of other leadership qualities.

Herbert won't say teams got it wrong by passing on him and making him the third quarterback selected – that's not his personality – but he did say the introvert tag was incorrect.

"I wouldn't say that's fairly accurate," Herbert said. "I think on the surface it might appear that way, but when I really get to know people and the team, I think a lot of the guys on the team would tell you differently."

Many draft experts and talking heads have said they got it wrong with Herbert, but the Chargers should thank them because all the personality speculation they provided before the draft became their gain.

Herbert celebrated his first NFL victory against the Jacksonville Jaguars last week by giving star wide receiver Keenan Allen an enthusiastic slap on the behind.

"Yes, sir!" Herbert shouted at Allen.

That doesn't sound like a shy quarterback.

Here's how family members, teammates and former professors described Herbert as a person and leader:

## THE REAL HERBERT

College recruiters also got it wrong with Herbert.

Herbert was a three-star high school recruit with no Division I FBS scholarship offers heading into his senior year at Sheldon High in Eugene, Ore. Herbert was set on attending Montana State to play with his older brother, Mitchell, before Oregon made an offer.

"He did not go to (football) camps because he practiced with his high school team," said Mark Herbert, Justin's father. "When other guys were looking for exposure to go to colleges, Justin was practicing with the little kid down the street that he'd grown up with or another kid he played middle school football with or somebody else because that was going to be their team in the fall."

Justin Herbert has a reputation for not looking ahead. He prioritizes the present and enjoyed it by playing baseball, basketball and forming a fishing club in high school.

In college, it wasn't all about making it to the NFL. It was also about improving as a biology student. Herbert agreed to be a biology professor's assistant even though it took time away from football.

But helping the little kid down the street and having extracurricular activities didn't help Herbert in the college recruiting process and it was probably ignored by some NFL teams.

Multi-sport prep athletes have become a thing of the past. It's now about specializing in one sport and getting as much exposure as possible by participating in 7-on-7 tournaments, creating Youtube highlight videos and announcing every college offer received on Twitter.

You can't find Herbert on Twitter, although he does have an Instagram account.

"He didn't enroll early (at Oregon) because he wanted to play his senior year of baseball with his buddies," Mark Herbert said.

Justin Herbert stayed in one place before the NFL called, never leaving Oregon while the university's coaching staff changed twice in four years.

Mark Herbert recalled being asked by a local reporter if Herbert would consider transferring if he lost the quarterback job when Willie Taggart replaced Mark Helfrich as head coach in 2017.

"What are you talking about?" the older Herbert remembered asking. "I don't understand the line of question. What's Justin going to do? Get his degree in biology, he's gonna play football and he's gonna go to medical school or he's going to go to the NFL."

"I don't know what he's going to do, but he's not leaving. That's not what Justin does."

Justin Herbert also didn't leave when Mario Cristobal took over in 2018 and then stayed for his senior season, despite being projected as a first-round selection.

Sticking around for an extra year to play with friends gave pundits more time to analyze Herbert as armchair psychologists.

He wasn't viewed as the committed teammate who wanted to help win a Pac-12 championship. Instead, he was the quarterback who struggled against Arizona State and lacked the alpha-male personality to lead an NFL locker room.

But Herbert proved in high school and college that he doesn't run from adversity and makes it work with what he has. Those are the leadership traits that went unnoticed, and he's showing it again in the NFL by elevating undrafted players such as Jalen Guyton, Tyron Johnson and Donald Parham and doing it without his top offensive linemen, Bryan Bulaga and Trai Turner.

Herbert gets everyone involved and is not afraid to ask for advice. But all of that was lost during the lead up to the draft and it became the Herbert family's gain.

Mark and his wife, Holly, were rooting for their son to play for the Chargers. They have family ties to Southern California.

Justin Herbert's paternal grandfather, Roger, played football and ran track for Fullerton College before transferring to Oregon State. Herbert's maternal grandfather, Rich Schwab, grew up in San Diego before playing football at Oregon.

"We looked at (the draft order), 'Hey, Los Angeles all the way.'" Mark Herbert said. "Oh my goodness, travel-wise, and family-wise, team-wise ... a lot of things pointing to the Chargers."

Mark Herbert credited the grandfathers for Justin's professionalism and said his son got plenty of good qualities from his mother Holly.

"I'd say Justin is fiercely loyal and fiercely focused and dedicated and definitely gets that from her," Mark said.

Justin Herbert's love for science likely came from his father, who was a science and biology teacher for middle school and high school students.

## HERBERT, THE COMEDIAN

Chargers defensive tackle Linval Joseph played four seasons with recently retired Giants quarterback Eli Manning. The two-time Super Bowl champion was also described as an introvert.

Joseph sees similarities between Manning and Herbert.

"I felt like there was two different types of Elis," Joseph said. "You have funny Eli and then you have 'get the job done' Eli. Two minutes in the quarter, fourth quarter, need this drive and he woke up, and when he woke up, he made those big throws, made those big plays, and I see that in Herbert. I really do."

"I feel like he's going to have a great career and once we put everything in order, he's going to be elite. He's going to be great."

Chargers rookie wide receiver K.J. Hill can attest to Herbert's comedic side. Hill explained why Herbert was shown in a scene of "Hard Knocks" doing a lengthy "whassup" from the popular Budweiser commercials.

"I told him you gotta say the 'whassup' in the huddle," Hill said. "I told him to say it in the huddle before he called a play or something like that. It was something silly like that. He was practicing basically before he did it to get my OK if it was good or not."

Herbert and Hill texted each other after being drafted by the Chargers and have become close friends.

"Inside the locker room, (he's) making jokes, talking," Hill said about Herbert. "He has not been a quiet guy since I've been around him. We're always talking about anything and everything, so I feel like he got a great personality and great competitor side that I love about him, too."

Hill said he's a better "Call of Duty" player than Herbert, but he gave his quarterback the edge in golf.

"Justin likes to golf," Hill said. "I told him the only close thing I get to golf is Top Golf."

## HERBERT, THE TUTOR

Mark Carrier, a professor at Oregon, was in need of a teacher's assistant for his Biology 212 course. Herbert was one of his best students, but Carrier assumed he didn't have time to teach the material to other students for the upcoming quarter.

"I figured no way a football player is going to have the time to do that, but in passing one day, I told him, 'Hey, you know if you weren't so busy being the quarterback of the football team I would definitely offer you this role,'" Carrier recalled.

Without hesitation, Herbert took the offer and assisted the class of about 200 students.

"It's a pretty interactive class time," Carrier said. "You can tell if people are going to hide what they know or help others along. Justin was the kind of guy who helped the people around him.

"It was clear to the people around him he understood the material more quickly than most. He didn't struggle as much as people tend to do. It's a very challenging course. He was very helpful to the people around him."

At the time, it wasn't certain that Herbert would be a top NFL draft pick. Carrier said Herbert expressed interest in a career in medicine or becoming a researcher.

"I was just really interested with how everything worked out (in biology) and science and kinda how your body processes things and kinda explaining the natural phenomena that happened around us," Herbert said.

Biology sounds as complex as breaking down NFL defenses. Herbert being able to grasp intricate material at a fast pace while also teaching it is perhaps another leadership sign (and an indicator of future success) that went unnoticed.

"That might be a reach, but it's a good analogy," Herbert said about comparing football to biology. "Having a good understanding of defenses, coverages and things like that. It definitely helps."

Herbert said his top passion has always been football. He'd said he would likely be a coach right now if he wasn't an NFL quarterback.

"Hopefully I'd be coaching the game or somewhere involved in the game," Herbert said. "I just love football too much to not be around it."

That's the real Justin Herbert. Passionate about football, but with other interests. Not the loudest, but a quiet genius with an occasional comedic side.

"I think he's more outgoing than what people give him credit for, but that's OK," Lynn said.

The Chargers said that's OK to Herbert's personality and now, as Fangio mused, they stand to reap the rewards for years to come.

# Chargers quarterback Justin Herbert has found his voice as a leader heading into fourth season

By Joe Reedy  
The Associated Press  
September 6, 2023

COSTA MESA, Calif. (AP) — Justin Herbert let his performance and statistics do the talking during his first three years in the NFL.

The Los Angeles Chargers quarterback has found his voice as a team leader heading into Sunday's season opener against the Miami Dolphins.

Herbert became one of the league's highest-paid quarterbacks when he signed a five-year, \$262.5 million extension at the start of training camp. The security of a long-term contract — which includes \$218.7 million guaranteed — and being on a team that returned most of its starters have given Herbert an extra jolt of confidence.

At the end of practices during training camp, it was common to see Herbert break down the team huddle. While most starters did not make the trip to San Francisco for the final preseason game on Aug. 25, Herbert was on the sidelines to lend support and help mentor backup quarterbacks Easton Stick and Max Duggan.

"I've taken my time to understand what a unique situation I'm in, and I've tried to do my best to enjoy it," Herbert said. "I've let everyone know that helped me along the way that I'm super thankful for them. Football is the best, and I wouldn't want to be anywhere else."

Herbert is the first quarterback in NFL history to begin his career with three consecutive seasons of at least 4,000 passing yards and is one of two players to throw 25 touchdown passes in each of his first three years.

Since entering the league, he is second in the league in completions (1,316), third in passing yards (14,089), and sixth in TD passes (102).

Despite those numbers, Los Angeles is 25-25, including the playoffs, with Herbert under center.

Herbert this season will attempt to lead the Chargers to consecutive postseason appearances for the first time since 2009. Los Angeles has posted winning records the past two years — including a playoff trip last season — but the memories of disappointing finishes still stand out.

The Bolts most recently blew a 27-point lead in last season's wild-card round and lost 31-30 to Jacksonville.

The playoff loss was among a series of tests Herbert had to face during the past 12 months. After being relatively injury-free his first two years in the league, Herbert suffered a rib injury in a Week 2 loss at Kansas City and then tore the labrum in his non-throwing shoulder in a Week 17 game against the Rams.

The labrum injury required surgery in late January that limited Herbert's throwing during the early portion of offseason workouts.

The Chargers did finish 10-7 last season, but there were many weeks when the offense was limited. Wide receivers Keenan Allen and Mike Williams were on the field together for only eight games. Neither was at his best until late in the year before Williams suffered a season-ending back injury in the regular-season finale at Denver.

There were two games where Allen and Williams weren't in the lineup, but the Chargers managed to split those. Left tackle Rashawn Slater suffered a season-ending injury in Week 3.

Instead of playing the blame game, Herbert took it as a challenge.

"It was a great opportunity for guys to step up," he said. "Josh Palmer stepped up and made some huge plays against the Falcons, which allowed him to come out with a whole new attitude and confidence, which was awesome to see. Jamaree Salyer stepped up at left tackle, and we found out that he could play. So, going into this year, we know injuries are a part of it and are going to happen. It's all about how you react to it."

Despite being limited most of the season at receiver, Herbert was second in the league in passing yards and completions. The Chargers also joined the New Orleans Saints as the only teams with six players with at least 500 receiving yards in a season.

Herbert is 1-1 in his career against Miami. He completed a career-high 39 passes for 367 yards and a touchdown in last season's 23-17 win.

He goes into the regular season with his third offensive coordinator in four years. Kellen Moore, who spent the last four seasons leading Dallas' offense, worked with Herbert to keep many of the passing game concepts intact, but it will feature a more aggressive mindset, especially when trying to get the ball downfield.

A more consistent run game should also help take pressure off Herbert. The Chargers led the league in rushing during the preseason as Joshua Kelley and Isaiah Spiller vied for more playing time behind Austin Ekeler.

A new coordinator and the response to last year's adversity give Herbert some confidence the Chargers have learned their lessons and are ready to take the next step.

"Experience is the best teacher. To be able to go through that and see the other side, I know that we're better because of it," Herbert said. "Whether it's a fourth-quarter drive or a play that we need late in the game, I know these guys have been able to fight through it. Whenever this adversity comes, we'll be ready."

## DERWIN JAMES JR.

### Once called 'Pooh Bear,' Derwin James Jr.'s Florida legacy began with famous father

By Jeff Miller  
Los Angeles Times  
July 27, 2022

HAINES CITY, Fla. — They can still feel the reverberations around here, the beautiful aftershocks from the ferocity produced when he flexed his uncommon level of athleticism.

Derwin James' exploits echo at his alma mater to this day, even breaking the midsummer stillness of the grassy countryside that surrounds a football field flanked by a cemetery.

Yes, the locals proudly suggest, James rocked the opposition with enough force to stir the dead.

"He came at you like a flash, just a black streak comin' and then, 'Boom!' " said Olin Gee, who spent more than three decades coaching at Haines City High. "When he got to you, he was lightin' you up good."

Fans of the Chargers can nod knowingly at Gee's recollections, their eyes confirming as genuine any tale of James' ability to separate a man from his senses.

An All-Pro as a rookie, James now enters his fifth year in the NFL coming off a season in which he made 118 tackles and his second Pro Bowl.

But here's what Chargers fans don't know: Gee wasn't talking about that Derwin James — but their Derwin James.

He was recalling the original Derwin James, the father of the Chargers' safety, the Haines City Hornet they nicknamed "Blue" because, when he dropped his shoulder into someone, the poor mark turned that most unnatural of colors.

"The son was a hell of a hitter," said Gee, who coached both versions of Derwin James. "But the father, he came with bad intentions every time. People ran away from him in high school."

So the story of Derwin James Jr. can rightly start only here, with Derwin James Sr., who gifted his son everything from athletic prowess to mannerisms to an easy smile, helping shape the boy many in these parts still call by a childhood nickname: "Pooh Bear."

It was Derwin Jr.'s sister, Shaderrika, who recently had to be reminded of the order of business in this family.

"She told me, 'You act just like 'Pooh Bear,' " Derwin Sr. recalled with that identifiable grin. "I told her, 'No, 'Pooh Bear' acts just like me.' "

He was a high school running back, as well, Derwin Sr. blessed with the kind of speed that made him an annual participant in Florida's state track championships.

But he really excelled at middle linebacker, where he could smear chaos sideline to sideline and orchestrate the defense like another coach, making sure everyone was lined up properly.

If that again sounds familiar to Chargers fans, well, Derwin Sr. passed those qualities to his son, too, Derwin Jr. one of the few NFL defensive backs who calls signals in the huddle.

"His father was faster than Derwin," said longtime Florida State assistant Odell Haggins, who recruited both Derwin Jameses. "His father would knock your face off. His daddy was unreal."

Yes, Derwin Sr. had the game. He just didn't have the grades, his academic issues preventing him from fully seizing his athletic talents.

During his final year of high school, Derwin Sr. discovered he was going to be a father. Derwin Jr.'s mom, Shanita Williams, gave birth the summer before her senior year.

She had to give up going to college and running track at Haines City, where she also stood out as a sprinter.

Shanita took one job at the nearby Publix and another at a day-care center and got her own place, a \$315-a-month one-bedroom apartment. She said she still graduated on time and with honors.

Derwin Sr. was at college then, his football career expiring after two seasons at a small school in Michigan because of a knee injury.

He returned to Florida and remained with Shanita until 2001, the couple splitting when their son was 4, by which point they were convinced they had produced something special.

Although he was "Pooh Bear" — Shanita: "He always looked like a little bear to me, so plump and round and hairy." — Derwin Jr. was tough as a toddler, a burly ball whose first word actually was "ball."

By middle school, he was running past, around or through kids his size and larger.

"You could see where Derwin was going with it," Shanita said. "Even that early on I felt it. I believed it."

There remain conflicting accounts about how many times a young Derwin Jr. was hit by a car while riding his bike. Some say it happened twice; others contend it was three times. Either way, the point is "Pooh Bear" grew up as a rumbly sort of child.

Derwin Sr. said he was coaching a team of 6- and 7-year-old kids when he finally relented to the tugging on his pants leg and allowed Derwin Jr. to join them. He recalled his boy being 4 at the time.

"He was just begging to play," Derwin Sr. said. "We put that kid in some pads and the rest is history."

Having worked two places at once when Derwin Jr. was an infant, Shanita said she assumed another significant responsibility later. She emphasized the importance of succeeding in school, too, understanding the possibilities awaiting her firstborn.

"That was my other job," she said. "I made sure I did that."

Derwin Jr. began high school next door in Auburndale, where he arrived with a familiar name and too much talent and want-to to go unnoticed. He was long and lanky, an eye-grabbing sort of sleek.

The kid's body was different. Derwin Jr. was stronger than he appeared to be, ran faster than he looked to be moving and could dunk a basketball with an almost bizarre ease.

"It was crazy how freakish of an athlete he was at 15," said Auburndale basketball coach Eric Robinson. "He had that crazy athletic build. His body looked all — I don't know how else to say it — crazy."

Still, the rules were simple as presented by the man who was then the school's head football coach. No freshmen on varsity. Period.

Rick Smith was a defensive assistant at the time and still can recall the reaction when the edict was presented.

"Every one of the varsity coaches was like, 'There's no way you're keeping Derwin down,' " Smith said. "He was probably our best player already. I mean, we almost said it in unison."

By then, they had identified the enormous potential and everything else that suggested Derwin Jr. was a rarity.

The kid would lift weights to the point where coaches had to tell him to stop. He was smart and continually asking questions because he wanted to be smarter. He didn't just watch film; Derwin Jr. decoded it.

In something that felt like an instant, he was escaping his father's shadow as an ascending college football recruit but also reflecting light back on everything Derwin Sr. had been by reminding locals of the stories of "Blue" James.

Derwin Jr. has said he knew he wanted to play for Florida State as early as first grade. Then-Seminoles head coach Jimbo Fisher wasn't that far behind in that thinking.

Haggins visited Auburndale during Derwin Jr.'s first season, noticed him lining up all over the place — on both sides of the ball — and then looked at a roster. Speaking to no one in particular, Haggins recalled saying aloud, "You're telling me that's a freshman?"

When he returned to Tallahassee, Haggins said he walked into the football offices and, so excited about what he had just witnessed, couldn't resist presenting his findings in a way what would be memorable.

He opened by apologizing to Fisher for missing on Derwin Jr., admitting a kid that noticeable somehow had ducked his radar. Then Haggins played the video from Auburndale, pointed to Derwin Jr. streaking across the screen and told Fisher he was a senior.

With Fisher about to explode, Haggins said he laughed and informed his boss that Derwin Jr., in truth, was just a freshman. Fisher's response: "We need to offer him now!"

The offer did come, after just another day or two, Haggins remembering tears pooling in the eyes of both Derwin Sr. and Jr., who committed immediately. They called Shanita with the news and she cried, as well.

During his two years at Auburndale, Derwin Jr. became a star in football and track and a team-first grinder in basketball, one who applied his abundant athletic talents to the grunt work. Setting screens. Rebounding. Blocking shots.

He also emerged quickly as a leader despite being an underclassman at a new school and playing a sport that was no better than his third-best.

“Everyone heard his voice when he talked,” Robinson said. “There were things I didn’t have to worry about. I knew he’d take care of it. I mean, who’s gonna bow up to Derwin James?”

For his final two high school years, Derwin Jr. attended Haines City High, rejoining many of the kids with whom he grew up.

He continued roaming the entire field — too dynamic for one position, Derwin Jr. played them all — often accurately calling out the opposition’s plans pre-snap because he recognized what was coming from his Monday film study.

He kept pushing iron until finally, as a senior, he passed even Gee, his old Haines City coach, in the bench press. To fully grasp the significance of that accomplishment, realize that today all the Hornets’ athletes work out in the Coach Olin Gee Weight Room, named this spring after the thick, broad-shouldered career educator.

Having started at 135 pounds, Derwin Jr. maxed out in high school with a bench press of 415.

But here’s the thing about Derwin Jr. and his strength: He always has displayed a capacity to lift more than just weight.

“What you see in L.A., that’s what we saw in Polk County,” Robinson said. “Fun-loving, always smiling, always positive. People loved Derwin. And I mean not just on Friday nights.”

Said Haggins: “He puts others before him. ... Guys like that, they come around once in a lifetime.”

The display is entirely fitting, if not completely accurate. A small gold plate near the bottom identifies Derwin Jr. as the 17th overall pick of the 2018 draft — all true — but selected by the “San Diego” Chargers.

Though he changed high schools, Derwin Jr.’s commitment to Florida State remained permanent, just like the Seminoles tattoo he wore on his upper left arm long before he played for Florida State.

During his senior year, Derwin Jr. even told Haggins that the coach didn’t have to continue calling him every week, that his promise to be a Seminole couldn’t be shaken.

“He never deviated,” Haggins said. “He told me once, ‘Look on my arm, Coach. You’ve seen it. I’m coming to Florida State.’ That kind of commitment tells you something about a young man.”

If a single play could define Derwin Jr.’s time in Tallahassee, it came during his freshman season, against rival Florida.

Lined up at defensive end in a pass-rush situation, he bullied to the ground a fifth-year senior named Mason Halter, who was listed at 6 feet 6, 295 pounds, four inches taller and 80 pounds heavier than Derwin Jr. weighs to this day.

“As coaches, we all looked at each other like, ‘What?’ ” Haggins recalled. “One of the greatest plays I’ve ever seen.”

After beginning his time at Florida State with only “James” on his back, Derwin Jr. later added the nod to his father after he approached Derwin Sr. and shared his intentions.

The decision meant a jersey alternation that was minor — just the inclusion of “Jr.” — yet carried significance that was anything but.

“It was a proud moment,” Derwin Sr. said. “I told him, ‘OK, do your thing, baby.’ That was cool.”

With the Chargers, the “Jr.” appeared at the start of his second season. By then, Derwin Jr. had made an impact that was just as impressive and equally as immediate as the moment he demolished that Florida offensive lineman.

In his NFL debut, against AFC West rival Kansas City, Derwin Jr. broke up a pass some 40 yards downfield to open the second quarter.

Two snaps later he was in the backfield, sacking Patrick Mahomes.

Turns out, Derwin Jr. had time-stamped his arrival in the league even before facing the Chiefs. That August, he sent his father a training-camp video of him intercepting Philip Rivers in practice.

“He picked off Phil at the goal line,” said Derwin Sr., who still has the video on his phone. “Oh yeah, baby. That was big. I came off my seat on that one. ‘My boy! Ain’t nobody gonna stop him from bein’ great!’ ”

After signing his rookie deal, Derwin Jr. bought his mother a five-bedroom, four-bath home in a gated community in Auburndale. For his father, he purchased a truck.

Both parents still work and said they will continue to do so even if, as expected, Derwin Jr. soon signs an extension that could make him the highest-paid safety in the league.

Shanita, who has been employed at McKesson Pharmaceutical for 17 years, said she prefers to earn her own money, and that she can make no claim to the millions her son has collected.

Having spent 26 years working with at-risk youth, Derwin Sr. looks at the situation through eyes so familiar with sometimes-stark, often-unforgiving central Florida.

“I like to sit back and reflect on where we come from,” he said. “I grew up picking oranges. And not just me, but his momma’s side of the family, too. I mean, picking oranges! We all did harvest work. That’s just the way it was.”

After missing the first 11 games of the 2019 season because of injury, Derwin Jr.’s second game back came in his home state, in Jacksonville. He finished with six tackles, including one for loss, and a pass breakup as the Chargers won by five touchdowns.

Sitting in the stands that overcast December afternoon, Derwin Sr. said he stared down and marveled at what he was witnessing, the reality hitting him deeper than ever before.

“I’m looking at my son and saying, ‘Man, he’s dominating out here. He’s the best of the best,’” Derwin Sr. remembered.

“Just a little country boy from ol’ Polk County. That was like, ‘My boy is here to stay.’ ”

Having been to Southern California several times for games, Derwin Sr. said he still isn’t accustomed to seeing his son’s face all over town, whether on a billboard for Oakley or a mural in Venice Beach.

He said a friend recently sent him a picture of Derwin Jr. featured on an advertisement in a Las Vegas mall.

The image caused chills, similar to the ones Derwin Sr. said he feels when seeing “Pooh Bear” on the giant SoFi Stadium video board.

“He’s everywhere,” Derwin Sr. said. “You can’t get rid of him. ‘Damn, you everywhere, son.’ You just have to think about it, think about where we come from and say, ‘Wow!’ ”

Derwin Jr. is everywhere — on the field and off it. Sometimes, it’s like there are two Derwin Jameses. Yeah, sometimes. Like now.

## 'He can do it all': Derwin James remains a rare constant for Chargers defense

By Lindsey Thiry  
ESPN.com  
November 19, 2022

COSTA MESA, Calif. -- Kansas City Chiefs tight end Travis Kelce caught a pass, then spun to his left for a sprint downfield.

The 6-foot-5, 250-pound tight end dodged two Los Angeles Chargers defenders, but had no luck avoiding a third.

At the Chargers three-yard line, Bolts safety Derwin James Jr. upended Kelce in a move that resembled a signature slam from the WWE's most famous wrestler the Undertaker.

"WWE style right there!" Chargers defensive lineman Sebastian Joseph-Day said of James' tackle.

"That was crazy," Chargers wide receiver Mike Williams said. "D.J., he brings the wood, he tackles real hard."

James' stop was one that even Kelce had to admire.

"You good, brother?" James asked after the ensuing snap.

"That was a hell of a play," Kelce admitted.

The Bolts fell to the division-rival Chiefs in that Week 2 matchup, 27-24, but will have a chance to split the season series when they meet again at SoFi Stadium on "Sunday Night Football" (8:20 p.m. ET, NBC).

Void of a postseason appearance since 2018, the Chargers (5-4) are clinging to the final spot in the playoff race, and are chasing the division-leading Chiefs (7-2) in the AFC West.

The Bolts have a 48 percent chance to make the playoffs entering Week 11, and their chances improve to 69 percent with a win, but fall to 42 percent with a loss, according to ESPN's Football Power Index.

This will be the Chargers' second consecutive game in primetime, a place James has shined this season, but where his team has otherwise fallen flat at 0-2.

Last Sunday night, in a 22-16 loss to the San Francisco 49ers, James set the tone early in a stout defensive performance when he delivered a punishing hit to strip the ball loose from wide receiver Brandon Aiyuk, forcing a turnover recovered by cornerback Asante Samuel Jr.

"We had really talked about attacking the football in that game," coach Brandon Staley said. "It was kind one of those virtuoso Derwin performances. He was everywhere, doing everything, for us."

"Teamwork made the dream work," said Samuel, who made initial contact with Aiyuk before recovering the loose ball. "Derwin was right there."

Being "right there" is a common theme for James, a 26-year-old, fifth-year pro, who signed a record-breaking four-year, \$76.5-million extension before the season.

"Derwin James is a guy that just is all over the place," Jacksonville Jaguars coach Doug Pederson said before facing James in Week 3.

"They line him up as an outside rush or a stack back, or they line him up in as a secondary safety position, potentially a nickel guy. I mean it's just all over the field and it's a credit to him and his knowledge and understanding of the defense."

Prior to handing Houston a loss in Week 4, Texans coach Lovie Smith said, "He can do it all ... He's one of those guys that you love watching and you're not all excited when he is on the other side of the football field."

James has played free safety for most of the snaps this season and spent significant time lining up as an outside linebacker and slot cornerback, while also competing as a cornerback and inside linebacker.

He has amassed 85 tackles, a league-high among defensive backs, and three sacks, ranking him tied for second among DBs.

"To be able to do as much as he does on the football field, not only what he is doing, but how he is doing it -- and how challenging that is physically and mentally, like the tax -- it would just be hard to explain to people the tax that Derwin has on him during a week," Staley said. "That's what special players in the league get paid for, for that tax. But he always answers the bell and there is no role that he won't perform."

This season, arguably more than any other recently, the Bolts have needed it.

The Chargers entered the season expecting to field playmakers, like edge rushers Khalil Mack and Joey Bosa, at every level of the defense. Interior linemen Joseph-Day and Austin Johnson, both signed in free agency, along with cornerback J.C. Jackson.

But they have been decimated by injuries.

Bosa, Jackson and Johnson all have been placed on injured reserve, along with backup linemen Obito Ogbornia and Christian Covington.

Tempered optimism remains that Bosa could return this season, but no timeline has been provided.

The Bolts defense ranks 23rd in efficiency, allowing 25.3 points per game (Ranks 29th), an average of 146.8 rushing yards (30th) and 5.4 rushing yards per attempt (31st).

The crux of their run defense has been explosive plays. The Bolts have allowed six runs this season of more than 40 yards and four that have gone for 50 or more yards --- the most in the NFL in both categories.

"It's been a huge emphasis for our team. We're going to continue to do it," defensive coordinator Renaldo Hill said of limiting explosive runs. "The only way that I know how to get better is to continue going onto the practice field, continue trying to meet together, make sure that we're seeing the puzzle in the run game the same way."

Coaches and players have avoided using injuries as an excuse for any shortcoming, and some have gone so far to say that no excuses are even necessary.

"We can't make excuses, no one cares," James said. "KC don't care. So we have to go play."

"We've kind of been winning," Samuel said. "We can't just give excuses. This is the NFL and other people are getting hurt on other teams."

The Chiefs boast the top-scoring offense, averaging 29 points per game behind quarterback Patrick Mahomes league-best 25 passing touchdowns.

"He's one of the best, mobile quarterback, being able to not only throw from the pocket but being able to throw on the run," James said.

"Right when you think you got him, he can make that last throw or right when you have him, he can make it, so just being able to play him honest, straight up, so you got to be ready."

The Chargers will look to James, who is often described by coaches and teammates as the "heartbeat" of the team, to establish a presence early.

"Tough, rugged, physical, smart, dependable and he's not afraid to get his nose bloody," Joseph-Day said of James.

James said he has not watched his WWE-style tackle on Kelce since Week 2.

"I've been every week worrying about the next team," he said.

However, Hill said the body slam has appeared in film sessions throughout the week and that an encore would be welcome.

"It has shown up just being a crossover game and we're gonna look back at that game and it's still the oohs and ahhs," Hill said.

"We know we have to be physical with these guys and it's going to take everybody, not just Derwin. But if he can do that again I think it would be a tone-setter."

# QUENTIN JOHNSTON

## The Inside Story of How the Chargers Drafted Quentin Johnston

By Eric Smith  
Chargers.com  
May 23, 2023

Mike Jasinski knew two things were certain as he arrived on the campus of Texas Christian University on August 11.

The first was that it was going to be hot. After all, it was Texas in mid-August.

The second was that he wanted to get to TCU as early as possible, and not to beat the heat.

Jasinski, less than three months into his new role as Chargers area scout for the Southwest, needed to get a head start on making connections and finding out as much information as possible about potential TCU draftees.

What Jasinski didn't know was that the Horned Frogs were about to embark on a magical season that would culminate with an appearance in the National Championship.

Or that he was about to get his first in-person look at TCU's best offensive playmaker, someone who would eventually become the Bolts' first-round pick in the 2023 NFL Draft.

Wide receiver Quentin Johnston — all 6-foot-3 and 208 pounds of him — didn't take long to make an impression on Jasinski.

"I was talking to the strength coach off to the side, and they were just doing some routes on air and warming up," Jasinski recalled. "But out of the corner of my eye, I see a red-zone fade ball that Quentin goes up for. It felt like the guy was just levitating in the air.

"That was my first live exposure to him, and you felt it," Jasinski continued. "Guys that end up as first-round players, their movements just feel different. There's no doubt about it.

"The strength coach saw it, too," Jasinski added. "He had a wry smirk and just kind of said, 'Oh yeah, he can do that.' You see stuff on film but then you see that and it was just so effortless. It was just like, 'Wow, OK. This guy is different.' His explosiveness just really stood out."

Jasinski wasn't the only person connected to the Chargers in attendance for that summer practice in Fort Worth.

Hall of Fame running back LaDainian Tomlinson was there, too, back on the campus where TCU's all-time leading rusher established himself as a college football legend.

Roughly nine months later, everything came full circle.

On the clock with the 21st overall pick — and Tomlinson himself on stage at the team's draft party — the Chargers selected Johnston with both a short and long-term vision in mind for him to boost the offense.

"He's big, strong and fast. That's a good way to start it off as a player," Chargers General Manager Tom Telesco said of Johnston after Round 1. "Great work ethic that we love. We know all these players that are drafted, they're all talented. But once they get in this league, it takes a lot of work to get to where you want to go and keep improving.

"He has some physical characteristics that we think he can add to our offense in a different role," Telesco added. "We're trying to give Justin [Herbert], our whole offense and [Offensive Coordinator] Kellen Moore a lot of different styles of players to use in different situations. We think he can fit that."

Here is the inside story of how the Chargers scouted Johnston, the impression he made on them and how the wide receiver eventually ended up in powder blue.

That scorching August day wasn't the first time Johnston appeared on the Chargers radar.

While the focus of the NFL Draft ramps up each spring, teams often scout players years before they even declare for the draft.

Johnston — who was a top-75 overall recruit in the nation coming out of high school — began generating buzz as far back as his freshman season.

The job of an area scout is to evaluate which players could be drafted the following April. But it's also to keep tabs on players who could be top prospects a year or two down the road.

Tyler Lyon, a Pro and College Scout for the Bolts working out of the team's training facility, was the Chargers area scout for the Southwest before Jasinski took over that role roughly a year ago.

If you're looking for the first person who scouted Johnston for the Chargers, it's Lyon.

Lyon said he knew of Johnston in 2020 when the freshman wide receiver led the Horned Frogs in receiving yards — the first of three straight seasons he'd accomplish that.

And while Johnston had shown flashes of potential, his breakout game came in mid-October of 2021 against Oklahoma.

Johnston did it all against the Sooners, catching seven passes for a whopping 185 yards and three touchdowns.

"He had a big running catch down the sideline, got behind the defense ... you could see the speed," said Lyon, who was in attendance that day in Norman. "After that I kind of honed in on him a little more even though he was a sophomore. Just watched him a little more to see how he got out of his breaks.

"That's the thing for me, how big he is, how he's able to move like that," Lyon added. "Like, 'OK, this is the real deal right here'. He was also a high recruit, he's one of the best recruits TCU's gotten in a long time. When you go in as an area scout, that's something you look at. If he's a top recruit and he has production, easy start."

Two weeks after Johnston's performance against Oklahoma, TCU and longtime football coach Gary Patterson mutually agreed to part ways.

With the staff on the way out, Lyon took advantage of the turnover to get as much info as possible on Johnston despite the fact he was still a sophomore and a year away from possibly declaring.

"I made sure I got their opinion on him before the next staff came in," Lyon said.

Not much changed with Johnston in the first six months of 2022.

The Chargers front office and personnel department was focused on the 2022 NFL Draft, which included the likes of Zion Johnson, Jamaree Salyer and others.

But a few weeks after that ended, the Bolts held their annual summer meetings to get a head start on the 2023 NFL Draft.

Johnston was about to pop up on many people's radars with the Chargers. He was certainly on Jasinski's, who'd already done a deep dive into his film.

"He jumped off right away. I had heard of his name, so I was intrigued," Jasinski said. "But as soon as you watch film on him ... guys that end up going high kind of jump off the screen a little bit and move a little different.

"He certainly did ... it was pretty instantaneous that you knew he had a lot of ability," Jasinski added.

So, when Jasinski was asked to submit his list of the Top 30 players in his area heading into the 2023 season, Johnston was on the top tier.

For many within the Bolts front office, including Justin Sheridan, it was their first exposure to Johnston. Sheridan is a national crosschecker for the Chargers, meaning he dives into prospects after the initial evaluations have been completed.

Sheridan offered high praise of Johnston, who immediately stood out as one of the best wide receivers in the nation.

"It wasn't hard to see that this kid was really talented," Sheridan said. "But when you look at the whole country, he was the best in the West for me from the jump.

"Just the combination of the stuff he did and put on tape, he stood out to me," Sheridan added. "Q was on the radar early and often. Big, fast and strong ... and he affects the game at all three levels."

It was no surprise then that Sheridan's first in-person college football game of the 2023 season was to see Johnston.

TCU was on the road in Colorado, and Sheridan was fired up to watch No. 1 for the Horned Frogs as he settled in next to Jasinski in Boulder.

But the life of a scout is about riding the ups and downs, especially as Johnston tallied just three catches for 22 yards in a season opener that was delayed nearly 45 minutes due to lightning in the area.

The Horned Frogs, under new coach Sonny Dykes, mustered just 63 yards of offense and no offensive points in the first half.

And while they turned it on in the second half for a 25-point win, Johnston wasn't targeted much as the Horned Frogs also underwent a change at quarterback.

"Mike and I were both at the game, we sat side-by-side," Sheridan said. "TCU was stuck in the mud almost and had nothing going offensively.

"It's luck of the draw in scouting. You schedule them when you can," Sheridan added.

Jasinski said he felt the same sentiments as Sheridan after the Colorado game.

"You knew it was going to happen, it was just a matter of time before everything would click," Jasinski said of a possible big-time performance from Johnston.

Sure enough, Johnston got the nation's attention on October 8 on the road against Kansas.

With both teams undefeated and ranked in the Top 20, Johnston announced his presence with career-best totals of 14 catches and 206 yards.

Jasinski, who had watched the Texas-Oklahoma game, could only smile as he listened on the radio in his rental car.

"You could see the guy's body movement and you knew it was coming," Jasinski said. "Would it have been great to see it in person? Maybe.

"But in the grand scheme of scouting, you can't put too much stock into one game. It just skews your opinion," Jasinski added. "It doesn't matter when it happened, just that it did happen."

Johnston was just getting started, posting multiple mega games while helping lead TCU to the National Championship.

There was his 180-yard performance against Oklahoma State, a 139-yard showing against Kansas State in the Big 12 title game and, of course, his 163-yard masterpiece in the College Football Playoff semifinal.

By the time Johnston officially declared for the NFL Draft in mid-January, the Chargers knew all about him.

"The size that he has, he can run, he's long, he can run, he's athletic, he can make plays with the ball in his hands," said JoJo Wooden, the Chargers Director of Player Personnel. "You see him make big plays down the field, you see him make big plays between the numbers as well. You just saw him do it a lot.

"Obviously, great program, had a lot of success this past year so you knew about the quarterback and some of the other guys they had down there as well," Wooden added. "Just jumps out on you when you watch one guy and you see this other guy making all the plays as well, so it's pretty easy scouting."

Hoag Performance Center was bustling in mid-February.

The 2023 NFL Scouting Combine was two weeks away and the Chargers' entire scouting department had assembled in the Draft Room for important meetings.

Jasinski could likely tell you about Johnston in his sleep by this point. And others around the organization were also high on the 21-year-old from TCU.

"What stood out for me was the consensus on it. We all felt the same way," said Kevin Kelly, the Chargers Senior Director of College Scouting. "Q is exactly what you look for in a receiver – he's big, he's fast, his catch radius, his competitiveness, his production.

"We just really liked the whole package," Kelly added.

At this point, Jasinski had talked to Johnston by phone to get a sense of the person and not the player.

Both of Johnston's parents, Carl and Sherry, are Army veterans. Carl was in Kuwait in 1995 and Sherry served during Operation Desert Storm.

A day after getting drafted, Johnston credited his parents for helping him reach the NFL.

"Both of my parents were in the Army. The baseline of who I am, of Quentin, is based on discipline and respect," Johnston said. "That's something that I feel like has stayed with me from the time I could talk until now, and something that I'm going to keep doing.

"There was a lot of waking up early in the morning just to do whatever — a lot of everything, being on-point. I got used to it and that's just how I move now," Johnston added.

When asked for his biggest inspiration, Johnston referenced his parents again.

"That's who I am, as a person. I see a lot of myself in them, whether it's something that I say, it's something that my dad would do," Johnston said. "For sure, them."

Jasinski said he picked up on Johnston's strong upbringing when the two talked by phone.

"He's a very humble guy. You could tell he was brought up right," Jasinski said. "Parents were in the military, his uncle was in the Navy. Very respectful, very direct.

"He was open and honest, but just a humble guy," Jasinski added. "Not lacking confidence but he had a sense of humility about it, which I appreciated."

And when it came time to bring Johnston up to a packed room of NFL evaluators, Jasinski didn't mince words.

"I do my best to be as consistent as I can in terms of talking about the player, wherever they may be stacked or wherever you may have them," Jasinski said. "But your enthusiasm for a guy will show through a little bit.

"You imagine in your own head the vision you can see on your roster and how he could help the room and elevate our offense," Jasinski continued. "You want to make it be known you like this player and that he could do X, Y and Z for us. Make sure that everyone who is in the room feels the emotion of where I'm at with that.

"He was always one of the top guys. He jumped out and stayed that way throughout," Jasinski added. "There was the Texas running back [Bijan Robinson] that people were high on, and Q was right there as well. He was a guy we were really interested in."

Two weeks later, the Chargers and the rest of the NFL descended upon Indianapolis for the Combine.

Johnston was about to meet key Chargers decision makers for the first time in person. He made sure to not waste the opportunity.

One of the most frenzied weeks of the NFL year takes place in Indianapolis at the Combine.

For a player like Johnston — a junior who was too young to participate in annual All-Star games — the Combine is where teams get an in-depth, in-person look at certain college players.

And when it comes time for those ever-important 15-minute interviews, teams try to cram as much information as they can into that small window.

Whatever Johnston said during his 15 minutes certainly stuck with Chargers Head Coach Brandon Staley, who referenced that initial meeting in a phone call to the wide receiver on draft night.

"Q! Hey, this is Coach Staley. You made a big time first impression on me in that Combine interview," Staley said. "We've been studying you ever since and we were hoping this day would come, man."

An hour later, Staley referenced that Combine interview in a post-draft press conference.

"There are some times when you don't learn anything from those interviews," Staley said. "And then there are some times where you just have a feeling from a guy that, 'Man, I'd like to join up with him.'

"I think there are some times when a guy leaves a 15-minute interview and you look at each other and say, 'Yeah, that's one of us,' and that's how we felt. All it is a feeling," Staley added. "Then, you have to dive deep into the player. But it's one of those impressions that he made on us where there's just a focus, there's a maturity, there's a pride."

Kelly and Chargers wide receivers coach Chris Beatty led the interview that night in Indianapolis.

Each recalled what they took away from their short time with Johnston.

"You could tell he was 'Yes, sir. No, sir.' The military background kind of shows up when you meet him," Beatty said. "I think he had better knowledge of the offense and what the position entails than most because sometimes you get in there and certain college systems don't teach a lot of the things that translate to the pros, but he had some of that in his game.

"He had been coached up by those guys pretty well, so I think those things showed up," Beatty added. "Really it's more about getting a feel — because the meetings are so short — so it's really more getting a feel of would this guy fit in our room, does he fit in our culture, those kinds of things, which I thought he did."



Kelly added: "Oh yeah, there really was [a good vibe]. He's just a tremendous young man. It was reminiscent of Mike [Williams] when we interviewed, scouted and recruited him out of Clemson. He's just got a real positive vibe; confident guy like Mike. Players like that, you just want to find a way to get them on your team. The other 31 teams are watching the film and interviewing the same players. Quentin, he'll impress everybody."

With one box clearly checked, Johnston then impressed on the field at Lucas Oil Stadium.

While he didn't do any running or agility drills, Johnston wowed in a pair of jumps, showing off his elite athleticism in both the vertical jump (40.5 inches) and the broad jump (11 feet, two inches).

Johnston's broad jump was in the 98th percentile of prospects, and his vertical jump was in the 96th percentile of this year's class.

"It's more of a checks and balances. You never want to be swayed way high or way low on a guy because of what he does in a pair of shorts," Sheridan said. "He did the jumps in Indy but jumped out of the gym. You could see the twitch and athleticism from his background as a basketball player."

Johnston would eventually run the 40-yard dash and do other agility drills at TCU's Pro Day in late March.

And with the 2023 NFL Draft creeping up on the calendar, Johnston had cemented himself as one of the top wide receiver prospects across the league.

The Chargers drafted board had been set, and the hay was in the barn.

Now it was a waiting game until April 27.

Tom Telesco had a feeling that the latter half of the first round would see a run on wide receivers.

No receivers had been taken by the middle of Round 1, but teams who were potentially interested in drafting one were looming.

Sure enough, Seattle took Ohio State's Jaxon Smith-Njigba with the 20th overall pick. The run commenced, as the Chargers took Johnston followed by Zay Flowers landing in Baltimore and Minnesota taking Jordan Addison.

It was the first time in draft history that four wide receivers had been drafted in succession.

Up at the Chargers draft party at Westfield Century City in Los Angeles, the Bolts were elated.

"No question. I thought as far as the things that we look for, he's a really good fit short term and long term," Beatty said. "We were really happy with the one that we got. At the end of the day, as soon as you make the pick and you celebrate, then you start thinking of how we're going to use them."

Was Beatty pushing for a wide receiver at No. 21 overall?

"Everyone is selfish," Beatty said with a laugh. "Everybody wants their position to get drafted so at the end of the day when you get to 15, 16, 17 and you're like 'Man, no receivers have gone,' you're always hoping one of them falls that we have a high grade on."

Telesco and Wooden, two of the Chargers' top decision makers, credited the Bolts front office for hours and hours of prep work.

And when the board unfolded the way it did, nobody was fazed when the Chargers were on the clock.

"You don't go into the draft saying, 'Hey, this is the position that we're going to take.' We've never done that before. We didn't do that today," Telesco said after Round 1. "As we got about six or seven picks away, we kind of saw what our group was with that pick."

"Do we want to trade out? Do we want to stay and pick? We decided to stay and pick," Telesco added.

Wooden said: "There was a good plan in place in terms of the different scenarios or possibilities that were there. It wasn't a surprise that it kind of ended up the way it did, at least for me. We knew we were going to have options there and again, all the work we had done up to that kind of played out exactly that way when it came to that pick."

So, after months and months of scouting and evaluating Johnston, what made him the pick?

To start, there was the rare combination size (6-foot-3 and 208 pounds) and athleticism (see those testing numbers above).

Everyone with the Chargers who scouted Johnston all expressed similar versions of their evaluations of him.

"We love his run-after-catch skills," Telesco said. "He's a big receiver, but he has really quick feet to change directions — so he can not only try and make somebody miss to make yards but also, he's big and strong to pull through some tackles."

Jasinski added: "When he was running routes, you felt like he was a 5-foot-11 guy. He can really sink his hips and you really don't see that with second-level routes like Quentin had. It was pretty rare. He can run curls, digs, outs ... and run it like a smaller guy."

Wooden said: "He's built like an NFL receiver. That was a big thing for us as well, he had NFL size, he runs well, he can catch the ball, he's athletic. The way they used him at TCU, he wasn't just running deep balls, he was doing other things that you saw him do as well, just like the whole package."

Beatty also offered his pre-draft scouting report on Johnston's all-around game.

"I thought he was really light on his feet. Really good after the catch. The first thing that popped out to me was his ability to transition into a ball carrier, like, right now," Beatty said. "His RAC [run after catch] was tremendous. He doesn't have a lot of wasted motion, he makes people miss without having to come to a stop and he can make people miss on the move."

"I think he's got some small forward to his game, but he also has the ability to be a power forward and dunk on guys and go over their heads. He can do both of them at the same time," Beatty continued.

"He checked all the boxes," Beatty added.

The Chargers are not going to ask Johnston to be WR1 as a rookie. Not in a room with Keenan Allen, Mike Williams and Joshua Palmer.

But Beatty wants him to compete for playing time as if he is a top target, a role he certainly might grow into down the road.

"At the end of the day, making him feel at ease that he doesn't have to carry us," Beatty said. "That's one of the great things about this situation is. He's got Mike Williams, he's got Keenan Allen and he's got Josh Palmer ... they've been in this league over time. So it's not like we're counting on you to come in and be the No. 1 receiver on Day 1, but that being said, he should compete to be the No. 1 receiver on Day 1. They kind of both go together," Beatty added.

Johnston said the established trio of receivers stopped by his hotel room in Southern California after he was drafted to check in on him and welcome him to the squad.

"Letting me know that we were all family. Letting me know what to expect," Johnston recalled of the first interaction. "Kind of a crash course they gave me of what to expect, how stuff is run, a baseline so that I could get an understanding and feel for the football team, as much as I can at that point."

"That's everything," Johnston added. "I feel like I came into a good situation, starting off initially under some guys that have been in the league, playing at a high level for a minute. I feel like I can pick a lot of their game, apply it to mine, then kind of expand from there."

The man tasked with finding a way to get Johnston involved in the Bolts offense said he can't wait to get started on that process.

"Q really stood out for us as we went through the process," said Chargers Offensive Coordinator Kellen Moore. "Everyone kind of sees the measurables, the size as far as the height and the weight. What he did for TCU from his versatility, I thought, was really, really special."

"His ability to kind of catch-and-run, he was a fly-sweep guy. He got the ball in a lot of different ways," Moore added. "You saw a lot of versatility in his game that maybe, initially, someone may not have necessarily anticipated. We were really excited that he was there and available for us."

On a larger scale, the selection of Johnston makes it three straight years the Chargers have drafted an offensive player to build around quarterback Justin Herbert.

"Certainly, as you're building your offense, we're building it around our franchise quarterback," Telesco said.

The Chargers hope Johnston makes an immediate impact as a rookie as he goes through the rookie learning curve in the NFL.

But they also have lofty plans for him down the line, too.

"Taking a guy in the first round, you're not taking him for the next three or four years, you're taking him for the next 10 years. That's the plan," Lyon said. "That is something to definitely consider and for him, he fits in short term and long term."

Johnston donned a Chargers jersey for the first time earlier this month at rookie minicamp.

And while Johnston's official NFL debut (Week 1 at home against the Dolphins) is still roughly four months away, the wide receiver's journey with the Bolts has just begun.

It was the culmination of incredible effort from tons of people over multiple years.

"I've moved onto 2024," said a laughing Jasinski, who was already grinding the tape on a prospect for next year. "I don't see it as a feather in my cap because we're all working for the same goal. But I'm genuinely excited to get him because I think he can add another element to our offense."

"Quentin, in some ways, is still kind of new to the game," Jasinski added. "The fact that he's going to be in a room with Mike Williams and Keenan Allen and what makes those guys great, plus adding what Quentin can do, he can just elevate our whole offense. The validation is just being able to watch him play and add to our offense."

## Chargers rookie makes good on draft-night promise: His mom's officially retiring

By Lindsey Thiry  
ESPN.com  
June 15, 2023

COSTA MESA, Calif. -- With his parents Sherry and Carl Johnston standing at his side, Quentin Johnston watched on television as commissioner Roger Goodell announced that the Los Angeles Chargers were selecting him with the No. 21 overall pick in the 2023 NFL draft.

"Yesss!" Carl shouted amid boisterous cheers at his son's draft party in Dallas.

"You did it baby!" Sherry screamed.

When emotions simmered, the wide receiver stood up to deliver a speech to his family and friends.

"I just want to give a big shout-out to my mom," he said in a steady voice. "She's going to be putting her two weeks' notice in today. She can retire. I don't want you working another day."

Thursday is Sherry's final day at the VA Hospital in Temple, Texas, where she has worked as a secretary for 24 years after serving in the U.S. Army. She will now join Carl in retirement.

"When he said that to me, I couldn't believe it," Sherry said, describing Quentin's draft-night speech. "It was mind-blowing."

The Chargers selected the 6-foot-3, 208-pound Johnston with a first-round pick to provide a deep-threat target for quarterback Justin Herbert and round out a receiving corps that includes Keenan Allen, Mike Williams and Joshua Palmer.

His four-year rookie contract, with a fifth-year team option, is worth \$14.19 million and fully guaranteed. It also includes a signing bonus of \$7.32 million.

"The money is cool, but I don't plan on sitting there and blowing it," Johnston said. "I'm going to have it in my savings account. I'm not really focused on the money, I'm focused on football."

And his family.

Johnston's dream of making it to the NFL came into focus while playing at TCU. His draft grade as a junior soared after helping the Horned Frogs to a national championship appearance last season.

"We could see what type of player that he was, what he meant for TCU," coach Brandon Staley said. "On the field, he's capable of so much, but when you can get a special person, a special leader, like him, that makes it even a stronger pick."

Johnston says he wouldn't be in a position to achieve his goals if it weren't for the sacrifices of his parents.

Sherry constantly put Quentin and his younger brother, Xavier, ahead of herself. He recalled a specific time when his mom had to forgo her own favorite pastime of singing in church to shuttle him to a basketball tournament.

Sherry expressed amazement that Quentin remembered that instance, because to her, it was inconsequential; she was doing what she believed any mom should.

"It was nothing for me to just not do whatever -- whether it's singing or doing something else that I wanted to do, I don't think about that kind of stuff," Sherry said. "You just do it and for him to ... that touched me for him to think about something like that."

Carl, also a U.S. Army veteran, slipped on a pair of dark shades to hide the tears when the commissioner announced his son's name. And he knew more would come streaming after spending several months helping Quentin perfect his mom's surprise.

"We went over that a few times and once it came to it, the way he put it out there, it was just so eloquent," Carl said. "The way he did it, it was flowing. I said, 'Man, you did a great job.'"

For Sherry, the decision to leave her job and retire wasn't automatic. She planned on working about 10 more years and mulled for weeks over the decision before Quentin provided a final nudge.

"He was like, 'Mama, I don't want to hear it,'" Sherry said. "I was trying to explain to him why I felt like I should work and he said, 'Mama, you always talk about how God blesses us with stuff,' and he said, 'Bless me with this opportunity to retire you.'"

"Well, that makes sense," Sherry thought.

Seven weeks to the day her son began his professional career, Sherry Johnston is officially retired.

# How Quentin Johnston can help Chargers, Justin Herbert take the top off defenses

By Lindsey Thiry  
ESPN.com  
May 10, 2023

COSTA MESA, Calif. -- Los Angeles Chargers general manager Tom Telesco says he's never met a coach who didn't want speed on his roster.

Telesco's staff is no different.

However, the 2022 Bolts lacked the type of speed that's crucial to create an explosive offense.

That no longer is expected to be an issue.

With a first-round pick, the 21st overall selection, the Chargers selected TCU receiver Quentin Johnston, a 6-foot-4, 208-pound deep-threat target who also possesses an ability to create after the catch.

"He's big, strong and fast," said Telesco, entering his 11th season as general manager. "He has some physical characteristics that we think he can add to our offense in a different role."

Translation: Quarterback Justin Herbert should have every opportunity to air the ball out in 2023.

"What I can do with the ball in my hands is something that, I feel like, it's a no-brainer for somebody to pick me," Johnston said after his selection.

Herbert, entering his fourth season, has a complete arsenal of playmakers, including receivers Keenan Allen, Mike Williams and Joshua Palmer, running back Austin Ekeler and tight end Gerald Everett. The Chargers will attempt to improve on their 10th-ranked average of 22.5 points per game last season.

First-year offensive coordinator Kellen Moore, who held the same post with the Dallas Cowboys the past four seasons with his offense ranking in the top four in points per game (27.7), yards per game (391) and third-down conversion percentage (44%), said creating explosive opportunities has been among topics discussed throughout the offseason.

"It's a collaborative effort," Moore said. "At the end of the day, when you do have explosive opportunities, you need to take advantage of those. It's a quicker way to get to the end zone and, ultimately, when you look at the statistics, explosive plays [have] a huge impact on who's winning games."

The Cowboys under Moore ranked 11th in rate of explosive plays (10.1%), qualified as a 10-yard run or 20-yard pass play, while the Chargers the past two seasons under former coordinator Joe Lombardi ranked 30th (8.1%).

"Kellen's offense is going to bring some more explosions with it," Telesco said, "and then adding this receiver in the draft, who had a ton of explosive plays in college -- both on long balls and on short passes that he took the distance, I think he can add there."

Last season, the Chargers ranked fifth in the NFL in receiving yards after contact (688), while Johnston ranked third among all Power 5 players in receiving yards after contact (241). And the Bolts had only two players who averaged more than two yards per route run last season with Allen and Williams averaging 2.22 and 2.0, respectively, while Johnston averaged

3.04 -- the best in the Big 12 and eighth in the FBS.

"All Quentin needs to do is come be himself," coach Brandon Staley said. "He's a weapon to score the ball any time that he touches it."

Johnston, who turns 22 in September, credits his ability to create after contact with also competing in basketball and track, along with his competitive mindset.

"It's a want to get extra yards, a want to keep fighting for yards, a first down, things like that," said Johnston, who produced 1,069 receiving yards and six touchdowns for the Horned Frogs, who played in the national title game last season. "I feel like it has been instilled in me long ago in high school and it's just something that's been carried out with me throughout my college career."

Among areas he must improve include dropped passes, but neither Moore nor Staley expressed concern.

"There are no perfect players, all of these guys have something," Staley said.

And, as Moore described, what Johnston has is a "vertical element" that can make an explosive impact.

"We're really excited," Moore said. "With Q, just the size, catch radius. He goes up and gets the ball downfield. You can do it however you need to do it, whether it's size, catch radius and speed. He definitely brings a vertical element to us."

If Johnston's speed alone wasn't enough, the Chargers also added his TCU teammate, Derius Davis, with a fourth-round pick. Following the departure of DeAndre Carter to the Las Vegas Raiders in free agency, Davis will step in immediately as a kick and punt returner, but Staley said he could provide an added weapon as a fifth receiver.

"Was the fastest guy at the combine, a 4.3 guy, real juice. Five returns for touchdowns. Proven production in both phases," Staley said. "Then, gives you that fifth receiver element, too. He was an outstanding offensive weapon for that team, as well, factoring in your offensive football team."

When asked to evaluate his first draft with the Bolts, Moore grinned.

"Brandon is this defensive guy and he's drafting these offensive guys, I like this," Moore said, referencing Staley's role also as defensive playcaller. "It's a lot of fun."

# ZION JOHNSON

## How a bus driver nudged Zion Johnson on his unlikely path to the Chargers

By Gilberto Manzano  
Orange County Register  
May 4, 2022

Hank Lloyd had lost track of Zion Johnson until the plumber from his church mentioned the name while fixing the hose in Lloyd's backyard.

"That name sounds familiar," Lloyd said. "That sounds like this kid that I asked, could he play football? Why didn't he play?"

Lloyd was the mystery school bus driver that Johnson credited during pre-draft interviews for getting him to play football as a junior at Riverdale Baptist High School in Upper Marlboro, Maryland.

"Well, you must be the guy," said the plumber, who heard the bus driver story from other church members.

A few weeks before last week's NFL draft, Lloyd was made aware that the lanky golfer he encouraged to play football had transferred to Boston College and developed into a first-round prospect. In a span of seven years, Johnson went from being the "nerdy kid" who was clueless about football to the most NFL-ready offensive guard in the draft.

The Chargers selected the 6-foot-2, 312-pound Johnson with the 17th overall pick last week, viewing him as an immediate starter at right guard and a cornerstone piece to their offensive line for years to come.

"What you don't want to do is reach for a tackle and then you have an issue somewhere else," Chargers coach Brandon Staley said. "We just really felt like (Johnson) is a really complete player and this guy is a first-round-level guard."

It was a stretch to assume Johnson would become a reliable offensive lineman after what he displayed in his first spring workouts at Riverdale Baptist. Johnson spent most of his first year in football in the weight room and standing on the sideline before seeing game action as a senior, including a tussle against Chase Young, the star edge rusher for the Washington Commanders.

"Undersized is an understatement," Johnson said. "I was 225 pounds and I played right tackle and our team played Chase Young, so it wasn't like we were playing scrubs or anything."

### NO REGRETS

Initially, Johnson wasn't interested in football, but Lloyd kept asking and mentioned the idea to his mother, Tammie Edwards, and recommended him to the high school's football head coach, Caesar Nettles.

"He would come home and say, 'Mommy, the bus driver keeps saying why do I keep getting on the bus with these golf clubs,'" Edwards recalled. "He had to haul those to school every day."

Johnson eventually agreed to try football and Edwards gave Nettles permission to meet Johnson at his bus stop.

"I was talking to his bus driver and said, 'Well, can you point out Zion for me'" Nettles said. "He came on out (with the football team) and he was really, really raw."

Lloyd pushed football and Nettles showed interest because of Johnson's long arms and large hands and feet. He was a few inches shorter than most offensive linemen, but once he filled out his arms, he made up for it with strength.

At the NFL Scouting Combine in March, Johnson had 32 reps on the bench press, the most among offensive linemen who participated. He was measured with 34-inch arms, an 82-inch wingspan and 10 5/8-inch hands.

"With that size he had, he needs to be playing football," Lloyd said. "When you get blessed with a body like that and you're smart ... I thought he would have no problems picking up the offense."

But there were problems early on, and Johnson's size wasn't enough for Keith McIver, Riverdale Baptist's then-offensive line coach. After what would become the first of many rides home, Johnson explained to McIver in detail why the garage was structured near the front of the house.

"He was saying this and that," McIver recalled. "I was like, 'Son, just get out my car.' The first thing I thought was, 'This kid ain't going to make it.'"

McIver didn't realize it then, but Johnson's technical side and affinity for learning the ins and outs were reasons why he quickly developed into a polished offensive guard.

Staley called Johnson pro-ready and Chargers general manager Tom Telesco raved about Johnson's strength and determination. Johnson continued football at Davidson, where he struggled financially for two years due to the private college's non-scholarship program. He then went on to earn a scholarship at Boston College and left with a master's degree in cybersecurity policy and governance.

Johnson had the right coaches and mentors during his meteoric rise in football, but it was Edwards, who raised Johnson as a single mother, who made this improbable football story possible. James Stacy Edwards, Johnson's uncle, also played a role in why Johnson went from no-star recruit to the Chargers' prize first-round selection.

"It was really my mom who pushed me to play," Johnson said. "She always taught me that you should try things so that you don't have regrets later on in life. I'm glad that I tried football because that would've definitely been a regret that I would have had."

### DRAFT EXPERIENCE

McIver has been one of Johnson's strongest supporters since he started football, but he was still surprised about being in the draft green room with Johnson in Las Vegas.

"If we look back and look at when you first started and look at where we are at now, we would never have believed it," McIver told Johnson before the draft began.

Johnson said he was glued to the prospect's chair, a location for TV cameras to easily spot the draftees, for the first hour until he learned he was allowed to walk around. The draft experience moved rapidly after Johnson left his seat.

Johnson was expecting to get drafted after the 19th pick, with the Dallas Cowboys at No. 24 being the most likely destination. Johnson grew up in Bowie, Maryland, an area outside of Washington D.C. Most of his friends and relatives are fans of the Commanders and dislike the Cowboys.

"Then the Cowboys were calling, that would have been very difficult," McIver recalled. "I had mentioned to (Johnson), it might be nice to go to the Chargers. He was just chilling and then the phone rang. I knew something was up because the cameras came over."

Nettles wasn't surprised about Johnson being the 17th pick and thought he would go sooner after speaking with about 20 teams who showed interest in Johnson, including the Chargers.

"Zion was one of those prospects that teams didn't really try to find dirt on because they know they couldn't," Nettles said. "He's that good of a kid. He's his authentic self. They were just trying to see what made him tick and all of that, because the film doesn't lie. And once you meet him, he's infectious."

Johnson had a whirlwind first 24 hours with the Chargers and briefly met some of his new teammates. Johnson will have plenty of time to get to know them, especially on the Chargers' starting offensive line with left tackle Rashawn Slater, left guard Matt Feiler and center Corey Linsley.

"From everybody that I've talked to, people that know him, they have all raved about him," Linsley said. "The kind of person that he is and, obviously, the kind of football player."

### NEW KID ON THE O-LINE

Johnson played golf and basketball before the bus driver suggested football.

Tammie Edwards was a basketball standout at Virginia Tech, where she set rebounding records, but she knew basketball wasn't for her son.

"He didn't have the passion for basketball like I did," Edwards said. "But football, I saw it differently in his eyes. He has the passion, he loves the game. I think he loves the mechanics of it. He loves figuring things out. He likes breaking it down."

But before Johnson gave up basketball, he won back-to-back championships with his mom as the head coach of his youth team. Edwards was the only female coach in the U13 basketball league.

"Some of the fathers who would come with their kids and they would say, 'Dad, here's my coach,' and they would walk past me and look for somebody else," Edwards recalled. "No, it's me."

Johnson credited his mom for his athletic gifts and some of his coaches credited her for Johnson's competitive side.

"He is the most articulate, genuine, young man I've probably come in contact with," Nettles said. "But on the field, he's going through the whistle on every play, and he's gonna give you 110 percent on every play. And it doesn't matter if somebody gets him on one play. ... He's coming right back and he's going 1,000 percent at his throat. I think (the Chargers) have a silent assassin."

For a period, Johnson's passion was golf. He was the only middle-school student on the high school's golf team. Johnson learned to golf during summers spent with his grandmother, Rosa Edwards, who was a principal at a school in Norfolk, Virginia.

Johnson participated in the school's golf camps and received coaching from a golf instructor. But Johnson stopped carrying his golf clubs after Lloyd physically nudged him to play football.

"I gave him a little elbow to the chest," Lloyd said. "I asked him, 'Did you feel it?' He said, 'I didn't even feel it.' I was just telling him you ain't going to get hurt because you'll be doing the hitting."

Johnson gained the respect of McIver and Nettles with his work ethic and how quickly he learned the playbook, but the coaches didn't rush his development. Johnson weighed only 225 pounds when he joined the football team.

"This is a very bright kid," McIver said. "I'm thinking, like, 'OK, this is a little nerdy kid. Not sure how much he's gonna play or anything like that.' But his work ethic changed everything."

Johnson bench-pressed 135 pounds the spring before his junior season and increased that to 225 by the fall.

Johnson didn't see the field until the final game of his junior season when he filled in at left tackle for Christian Darrisaw, who later starred at Virginia Tech and was a first-round pick of the Minnesota Vikings last season.

"You need to give (Johnson) a test," McIver remembered telling the coaches. "He did a heck of a job (at left tackle) and he proved that he belonged on the team."

Johnson had a productive senior year at right tackle with Darrisaw patrolling the left side, but Johnson joined the recruiting process too late and went unnoticed until Davidson called.

"Me and Christian were pretty close in high school because our O-line coach (McIver) would have us over to the house," Johnson said. "With him going to Virginia Tech, we weren't able to stay as close because it's like, 'I want to beat you.' He's definitely someone who has pushed me, especially in high school and throughout my career, because with his level of play, I've always wanted to outdo him as a rival sort of thing."

Johnson improved at Davidson under the guidance of Matt Applebaum and Phil Trautwein and later reunited with the offensive line coaches at Boston College. With Johnson in the ACC, he got to measure his skills against Darrisaw and Virginia Tech.

McIver wore a Boston College shirt with a Virginia Tech hat when the game was at Boston College and vice versa for the game at Virginia Tech.

"I would sit on the Virginia Tech side for one half and the Boston College side for the other half," McIver said.

### CREDIT TO THE BUS DRIVER

On Sunday, Johnson called Lloyd to reconnect and told his former bus driver that his advice got him drafted to the NFL.

"I told him, 'That's gonna be my second team now (the Chargers) that I'm gonna be rooting for,'" said Lloyd, a fan of the Commanders.

Lloyd, 68, coached high school basketball, volleyball and softball for 40 years before being a school bus driver. He coached former NBA players Michael Beasley, Nolan Smith and Thomas Robinson, and WNBA players Shakira Austin and Tianna Hawkins.

Lloyd's only request for Johnson was to get one of his Chargers jerseys to hang next to his Wanisha Smith jersey – another former basketball standout he coached.

"He's a great kid," Lloyd said. "He's going to be a great asset to the Chargers."

# Zion Johnson reveals inside info on journey to become Chargers' new starting guard

By Jeff Miller  
Los Angeles Times  
April 29, 2022

Zion Johnson spent most of his first full day as an NFL player in a place he'd never been before: Southern California.

The Chargers' 2022 first-round pick grew up in Maryland and went to school at Davidson and Boston College before being selected 17th overall in the NFL draft Thursday.

On Friday, Johnson traveled to meet his new team in person and take questions from the local media.

"When I was driving from LAX, I was like, 'It kind of does look like L.A. on TV with the palm trees,'" he said.

"There's this certain lighting ... it's like this vibe ... I don't know how to explain it, but it looks like L.A. on TV, like one of the cop shows."

Highlights of Johnson's first face-to-face session with reporters covering the Chargers:

## Humble first steps

Johnson never played football until his junior year at Riverdale Baptist School in Upper Marlboro. Instead, he was a member of the school's golf team, having picked up that sport after trying it during a summer camp.

The first person who suggested he might be good at football was the driver of a bus Johnson rode home after golf practices. But he wasn't the one most instrumental in launching Johnson's career.

"It was really my mom who pushed me to play," Johnson said.

"She always taught me that you should try things so you don't have regrets later on in life. I'm glad I tried football because that would definitely be a regret I had."

Tammie Edwards played basketball at Virginia Tech, where she was a record-setting rebounder as a center and power forward. Johnson said his mother has been the most influential person in his life, noting her work ethic.

"A lot of the qualities she taught me," he said, "have made me the person I am today."

Asked if he also inherited his athletic ability from his mom, Johnson smiled and said: "I think most of it comes from her. She was definitely a force in the post."

## From undersized to big-time

When he began playing football, Johnson said he was a 225-pound right tackle. Today, he's a 6-foot-3, 314-pound right guard.

"Undersized is an understatement," he said. "Our team played Chase Young. It wasn't like we were playing scrubs or anything."

Young, who went to DeMatha Catholic, was the No. 2 overall pick of the 2020 draft, selected by Washington. He made the Pro Bowl as a rookie defensive end.

"Really for me at that point, I wanted to play football, wanted to prove that I could be a good player," Johnson recalled of his debut in the sport. "Being undersized, I just had to strain on every play and try not to give up a sack."

Said Chargers coach Brandon Staley: "It's one of those great stories of a guy that really worked at it, really developed his game. He worked at it, and here he is today."

One of Johnson's high school teammates was offensive tackle Christian Darrisaw, who was the No. 23 overall pick by Minnesota last year.

"He's definitely someone who has pushed me throughout my career with his level of play," Johnson said of Darrisaw. "I've always wanted to outdo him, kind of like a rival."

## The road to BC

Because he was a strong student, Johnson made it into Davidson, where he played for two seasons on a partial scholarship before money became an issue.

"There was a financial strain to my family that I didn't want to happen anymore," Johnson said.

So he entered the transfer portal and ended up at Boston College, he explained, because he liked the school's academics and the football program's history of developing offensive linemen.

In three seasons with the Eagles, Johnson grew from being a nice story of perseverance to the fifth offensive lineman selected Thursday.

## Man of many languages

Johnson graduated from Boston College in 2020 with a degree in computer science and earned his master's degree in cyber security last fall.

He said he does computer programming "in my spare time" and has coded in at least six languages.

"When you learn one language, it's not that hard to learn a new one," he said, "because there's a lot of similarities and things you can pick up on after you learn your first one."

## SEBASTIAN JOSEPH-DAY

### Sebastian Joseph-Day brings a load of experience to middle of Chargers' defense

By Jeff Miller  
Los Angeles Times  
March 17, 2022

Having had one of the worst run defenses in the NFL last season, the Chargers added what they believe will be 624 pounds of improvement this week.

Tackles Sebastian Joseph-Day and Austin Johnson agreed to free-agent contracts, both deals announced Wednesday when the new league year opened.

On Thursday, Joseph-Day met with the Chargers media for the first time.

Highlights from the day at the team's Costa Mesa headquarters:

**A Rams redux?** With the Chargers, Joseph-Day will reunite with Brandon Staley, who is now his head coach after serving as his defensive coordinator with the 2020 Rams.

Joseph-Day smiled widely — something he does often, by the way — when he recalled his first meeting with Staley. At the time, Joseph-Day was a relative unknown having not played during his first season in the NFL before starting 15 games in 2019.

The Rams' defensive front that season also had included, among others, Aaron Donald, Michael Brockers and Dante Fowler. Still, when he introduced himself to Staley, Joseph-Day said Staley told him, "I know who you are."

Staley then proceeded to praise Joseph-Day and tout him as someone on the verge of breaking through.

"Hearing that as a young player," Joseph-Day said, "that gave me a different kind of confidence."

Under Staley, Joseph-Day started all 16 games in 2020 and totaled career highs in tackles (55) and snaps (481). He was on his way to an even better season last year before suffering a pectoral injury in late October.

**The defense rushes in:** During the 2020 season, Joseph-Day had his best grades against the run and overall, according to Pro Football Focus. Last season, he was showing an improved pass rush — with a single-season best three sacks in only seven games — before getting hurt.

But he and Johnson were acquired to — first and foremost — upgrade the Chargers' run defense. Both players arrive with reputations as stout stuffers up front who have performed with some consistency.

Joseph-Day said that, along with being "strong" and "powerful at the point" and "heavy handed," in order to play the position well in Staley's scheme "you have to be intelligent, be able to read what you see, read formations ... stuff like that."

He said the lasting lesson from his previous experience under Staley was the importance of film study.

A year ago, in their first season running Staley's system, the Chargers struggled early on grasping and executing concepts. Joseph-Day will have no such issues when he joins his new teammates on the field.

**Where does Tillery stand?** Barring anything unforeseen, the defensive line in 2022 will include Jerry Tillery in some role. But Staley has indicated the Chargers aren't done adding help up front, so the circumstances remain unsettled.

On Thursday afternoon, they re-signed veteran defensive tackle Christian Covington, who had a career-high 52 tackles in 16 games as a rotational player last season.

The Chargers appear to be at least one defensive lineman short, with both Justin Jones and Linval Joseph free agents.

Tillery, a first-round pick in 2019, started 15 games last season and has 26 starts over the last two years. He has had his moments but overall has not distinguished himself. Tillery especially has lacked the sort of consistency NFL teams crave.

**The intangibles:** On Wednesday, Staley noted that Joseph-Day will bring a "spirit" that he said the Chargers lacked on defense in 2021. In his session with reporters, Joseph-Day practically oozed personality.

Asked specifically about the spirit to which Staley referred, Joseph-Day said: "I can't really explain it. It's just me being myself. I'm just a happy guy. I appreciate each day. ... You'll have to see, honestly. I can't really describe it."

**About more than football:** Joseph-Day called switching from one L.A. team to the other "a perfect mesh" since the transition will allow him to continue his off-field interests.

He is extensively involved in several charities and started a program called "Dine N Bash" that highlights and assists local restaurants. Joseph-Day also co-hosts a podcast with Mike Tyson.

"I obviously take pride in playing football and what-not," he said. "But I don't try to box myself in as that."

**One more to go:** Cornerback J.C. Jackson, the Chargers' biggest-ticket free agent, is scheduled to meet with reports Friday morning. He was undergoing his physical Thursday.

Jackson has agreed to terms on a five-year deal that guarantees him \$40 million and is worth up to \$82.5 million. That average annual value of \$16.5 million is tied for the fourth-highest among all free agents this year.

## ERIC KENDRICKS

### Why LB Eric Kendricks is critical to Chargers' defensive ambitions

By Lindsey Thiry  
ESPN.com  
August 6, 2023

COSTA MESA, Calif. -- Los Angeles Chargers coach Brandon Staley vividly remembers his sales pitch to then-free agent linebacker Eric Kendricks.

From his home in Southern California, Staley sat on the phone with Kendricks, who was vacationing in Hawaii with his wife, Ally, before the anticipated arrival of their baby.

The call lasted about an hour, with the two able to connect on the topics of family and football. For Staley, the conversation easily could have stretched longer if he didn't feel an obligation to allow Kendricks to return to vacationing.

"There's some times where you just feel like you've known someone a lot longer than you have," Staley said. "And he's one of those players that I had never coached, but I felt like I knew his game... I think we knew that we were going to have a special thing and that the fit was right."

With a glaring need at the position after deciding not to retain linebacker Drue Tranquill in free agency, the Chargers signed Kendricks to a two-year, \$13.25 million contract.

Through nearly five months, including the offseason program and nearly two weeks in training camp, Kendricks is proving a perfect fit in a defense that features standout edge rushers Joey Bosa and Khalil Mack and safety Derwin James Jr.

"He takes command in the middle and has been a calm presence in there," first-year defensive coordinator Derrick Ansley said. "It's been really good for us."

In eight seasons with the Minnesota Vikings, who released him last March due to salary cap constraints, Kendricks piled up 919 tackles, second in the NFL over that time span behind Bobby Wagner, with 15 sacks and nine interceptions.

"As a linebacker, he's a very complete player," Staley said. "[He can] key diagnose, concept-trigger, open-field tackle, box tackler, passing-game blitz. He just brings a lot to the table."

Now entering his ninth season, the 31-year-old Kendricks is tasked with playing alongside fourth-year pro Kenneth Murray Jr. and helping a unit that last season ranked 25th in efficiency and must improve dramatically against the run after allowing a league-worst 5.4 yards per carry.

"The whole learning the terminology, the switching over is a little bit different," Kendricks said of the transition. "I feel like they've been very good at explaining why we do things and having reasons for them. When you have a reason for why we do stuff and you pair it together, you can understand better."

Kendricks' biggest impact could be his intangibles, including his experience, leadership and communication, as he takes over as the defensive signal-caller -- the player who relays coach Brandon Staley's defensive playcalls on the field.

"Having a guy like Eric running the defense is special," said Bosa, who's entering his eighth season. "He's a great leader out there. I think he's going to facilitate the defense in a way that we haven't had."

"Talk about knowledge and the experience of having him in the middle, you can already hear the voice, and the power and inflection in his voice, whenever he is calling the calls and putting people into position," Mack said. "It's going to be great, it's going to be fun playing with him."

Kendricks' ability to communicate with not only teammates, but Staley, will be key.

"It just goes so far beyond going through the play call," Staley said. "It's the personal relationship, it's the professional relationship. You want him to be able to think and see just like you do. You also want to give him the freedom too. He's the one out there. If he can see something that he feels like can help us, you want to give him that green light to do it."

Kendricks knows based on experience that the role will only grow more complicated as they reach deeper into the scheme and begin to game-plan for opponents, but for now, he said it's been going "great."

"I've been getting the calls out quick," Kendricks said. "We've been getting lined up and playing football."

As for all the early praise from his teammates, Kendricks expressed an appreciation for their comments, but emphasized that he merely has been playing his part.

"I haven't made, really, any big plays, for me, personally," Kendricks said. "I'm just doing my job. I'm trying to do it at a high level."



## Eric Kendricks Ready to Embrace Leadership Role with Bolts

By Eric Smith  
Chargers.com  
April 18, 2023

Eric Kendricks had plenty of butterflies Monday morning as he drove to Hoag Performance Center for the first day of the Chargers voluntary offseason program.

The Chargers new middle linebacker, who joined the Bolts last month after eight seasons in Minnesota, was the fresh face in a locker room full of players that knew each other.

"It was like I was the new kid in school," Kendricks said. "It was a little bit nerve-wracking for me.

"I've met people but didn't really know anybody on that level. Not yet. I'm looking forward to building those relationships and things like that," Kendricks later added. "I've obviously played against a lot of people. Familiarity-wise, that's why I'm here, so I can get to know all of the players and build that camaraderie."

At least Kendricks was in somewhat familiar colors (and his old college number) in a new environment. A former star at UCLA, he donned the powder blue and gold for an on-field workout where he began the acclimation process.

The California native mingled with Khalil Mack and Morgan Fox among others, going through his workout with a smile on his face.

Kendricks said he's going to take a simple approach to getting to know his new teammates.

"Just lifting, running and shooting the [breeze] on the side," Kendricks said. "Do little things like that. Not do too much, just be myself and come in here and just learn."

Kendricks was welcomed with open arms Monday by teammates and coaches.

Fox said he knew of Kendricks from afar and was fired up to be on the same team with him.

"He's awesome. We actually have a lot of mutual friends," Fox said. "[Monday] was the first time that I've met him in person, but everyone that I know that knows him speaks very highly of him, nothing but great things about him.

"It was awesome to actually meet him today, get to work with him," Fox added. "I'm excited to see what the season is going to look like with him."

Kendricks was released by the Vikings earlier this offseason after making 113 starts and racking up 900-plus tackles, earning All-Pro and Pro Bowl honors in 2019.

He said his initial conversation with Chargers Head Coach Brandon Staley lasted 90 minutes as the two talked ball and what Kendricks' role would be with the Bolts.

"It was 11 o'clock at night and I got to know his personality a lot," Kendricks said. "I'm glad that I can fit into this program, into this system, but also, I don't have to do too much as I come in.

"I can get to know the guys, get to know the leaders on the team, like Khalil, and things like that and just play my role," Kendricks added. "This is my ninth year in the league. I've seen a lot. I've done a lot. Hopefully, my experiences can help everybody else around me. Like I said, I'm not pushing for that. I'm just going to come in here, be myself and play the game that I love to play."

Staley said Monday that he jumped at the chance to add Kendricks' pedigree and leadership skills to the roster.

"A lot of experience, a lot of play-making ability. He's been at the heart of one of the top defenses in the NFL his entire career," Staley said. "He's a very complete player and he's also one of the best leaders that you're going to be around. I'm excited about joining up with him. We're going to have a lot of work ahead of us."

Staley later referenced how Kendricks' experience will translate to his scheme and affect those around him.

"I think the intangible part of that position is that you're truly connecting both places, you're connecting the front of your defense to the back of your defense. You're in the middle of everything," Staley said. "In the NFL, any time that you play a position that's in the middle – inside linebacker, safety, quarterback, center – any time that you're in the middle, you have to be a connector. That's part of your value to the football team that goes far beyond height, weight, speed.

"As good of a player as he is, the fact that he has that type of leadership capacity multiplies his impact on the team," Staley continued. "What he did in Minnesota, I got to witness firsthand because I was in the division when I was in Chicago and played him when I went to Denver and played him as a head coach here.

"Some of my best friends have been a part of coaching him," Staley added. "Watching him from afar, just the level of respect that I've had for him, not just as a player, but as a leader – Walter Payton Man of the Year, you're talking about the highest caliber that you could join up with."

Kendricks will slide right into a starting role for the Chargers, but his impact will go beyond his play on the field.

The Bolts brought him in to be a leader in the huddle, yes, but he'll also be one in the locker room and the community, too.

As soon as the butterflies wear off, expect Kendricks and his easy-going personality to fit right in back in Southern California.

"My goal is not to do too much. Not try to overextend. Just do what I've done my whole career," Kendricks said. "I feel like I came into UCLA kind of as the underdog in the same situation, not really knowing anybody. I'm just kind of taking that approach, just like when I was a rookie — put my head down and work. Do things that I'm good at and we'll go from there.

"Coming to the Chargers, especially being around a bunch of great players, it's going to bring another level to my game," Kendricks later added. "It's going to make me feel like I'm the underdog again. I'm back to the bottom of the totem pole. I have to prove myself to everybody."

## Chargers gush over addition of Eric Kendricks, 'one of the most complete linebackers'

By Jeff Miller  
Los Angeles Times  
March 27, 2023

PHOENIX — Drue Tranquill just led the Chargers in tackles, finished tied for third in sacks and established himself as a down-in, down-out defensive leader.

Still, coach Brandon Staley said Monday that the allure of free agent Eric Kendricks was too much to pass up.

"He's one of the most complete linebackers in the last decade," Staley, speaking at the NFL's owners meetings, said of Kendricks. "You're talking about five to seven players that are as complete a linebacker as he is."

So the Chargers signed Kendricks this month after Minnesota released the eight-year veteran.

Tranquill, a 2019 fourth-round pick of the Chargers, then signed with Kansas City, one of their AFC West rivals.

"I love the way he plays the game," Chiefs coach Andy Reid said of Tranquill. "He's smart. He's aggressive, good cover guy. He's big."

Staley praised Tranquill for his contributions and wished him luck with Kansas City.

Staley then turned his attention to Kendricks, who likely will assume Tranquill's role of relaying the signals in the defensive huddle.

"A true commander," he said. "A tackling machine — sideline to sideline, in the box, physicality. He's one of the best passing-game linebackers in the last decade."

Staley also noted Kendricks' instincts, energy and ability to communicate. He said he expects the transition to the Chargers to be "seamless" because the Vikings employ a similar scheme.

# KHALIL MACK

## How Khalil Mack's family helped him annihilate his 'soft' reputation

By Jeff Miller  
Los Angeles Times  
July 26, 2022

FORT PIERCE, Fla. — He could see the potential in all that mass and all those muscles, the physical promises so pronounced that the kid's high school coach begged his father to let him play.

Robert Wimberly knew Khalil Mack could fit in at Liberty University right away and maybe, if things went well, with two more years of development be ready for a larger football program.

Then a Liberty assistant, Wimberly was the only college coach who showed interest in Mack, a prospect left on the periphery because of a high school career that covered a single season.

The staff at Florida said Mack couldn't play in the Southeastern Conference. Miami's coaches expressed similar doubts about his Atlantic Coast Conference chances. Others questioned whether Mack was explosive enough or flexible enough.

A sport that values so highly what it can see on tape lacked sufficient evidence — just 12 games? — on Mack.

But Wimberly had seen enough of his 140 stops during that one fall at Westwood High to appreciate that, as a linebacker, he played with something all defensive coaches believe they can build upon: a solid base.

What Wimberly didn't realize until he sat down with Mack one night for dinner — along with Mack's parents and two brothers — was how impressive the kid's foundation was, as well.

"It was almost like the Huxtables, you know, on the 'The Cosby Show,' " Wimberly recalled. "There was sincere love among them. Everyone was genuinely excited for Khalil. Just a lot of love and respect in that household."

When the Chargers aimed to rebuild their defense this offseason, the first move was to trade for Mack, who came from Chicago in mid-March at the cost of two draft picks — a second-round selection in 2022 and a sixth-round selection in 2023.

With Mack now 31 and trying to rebound from a season in which he missed 10 games because of a foot injury, it is fair to wonder where the six-time Pro Bowl pick is heading.

But there can be no questioning where Mack came from, a former two-star recruit reared in a five-star home that as recently as last year gained even more glow.

"It's just all the grace of God," Mack's father, Sandy, said. "This couldn't be orchestrated. You couldn't write this. We don't take any credit for what God has done. That would be robbery."

The name "Khalil" came from one of Sandy's muscle magazines and proved prophetic when the baby boy debuted at nearly 11 pounds and with definition in his arms, legs and everywhere else.

This was a toddler with traps. Doctors were so concerned about Mack's size that they had him tested for diabetes.

"He came out with quads," Sandy said. "Big shoulders. Big legs. Right away I thought, 'This boy's different.' "

Sandy and his wife, Yolanda, were high school sweethearts at Fort Pierce's Central High. They were married in the cafeteria of another school nearby, Lincoln Park Academy, where Yolanda's mother worked.

Having lost his father at an early age, Sandy never had the chance to play high school sports despite his own muscular, athletic frame. He and twin brother Sammie Jr. had to work instead.

"Mom told us," Sandy explained, " 'You can either play sports or you can eat.' "

As an adult, he became a corrections officer at the St. Lucie County Jail, and, concerned with protecting himself, Sandy began working out at a local gym. He and Sammie Jr. soon were battling to see who could get bigger.

That's the way it was with these twins, who competed against each other with the intensity of worst enemies or best friends.

And that's also how it was for Sandy's three sons — Sandy Jr., Khalil and Ledarius. As the oldest brother, Sandy Jr. loved challenging Khalil, the quietest of the Mack boys. So did Dad.

Years later and still today, observers marvel at Mack's ability to go from talking soft to hitting hard in the time it takes to stride across the white lines that define a football field.

"Between Sandy Jr. and I, we used to put it on him pretty good," Sandy, 57, said. "Khalil got it from both of us. You better throw a switch in that situation because crying's not going to work."

He took it, but Mack also gave it back. Sandy recalled more than once having to halt a backyard basketball game to remind Mack that Dad had to go to work in the morning and he'd prefer to do so without multiple bruises. Yolanda's half of the family is where the quiet comes from. Mack loved spending time with his maternal grandfather, Alfred Booker, the two bonding after Booker would pick him up from school.

"He has a personality like my dad — real laid back, no worries," Yolanda said. "Khalil is just Khalil, you know. He was kind of a homebody."

"Boring and focused" is how Mack has described himself when he was growing up, those qualities leading some people around the family to question his toughness. The doubters included a cousin who used to call Mack "soft."

The fact he wasn't especially drawn to football added to the notion that a kid who would become a three-time NFL All-Pro and quarterback terrorizer somehow lacked sufficient aggression.

"He just never really wanted to play the sport," Sandy said. "But I'd tell people all the time, 'If I get him off this leash, you'll see.' "

When he was 12, Mack decided to give organized football a shot. First, though, he and his father had a discussion.

"I sat him down and told him, 'OK, these guys are saying you're soft,' " Sandy remembered. " 'The first guy you hit out there, I don't want him to get up.' That was my little pep talk."

To understand how things went from there, it's not inaccurate to report that Mack put the pop in Pop Warner. Early in his first game, Sandy recalled, Mack caused a violent collision near the sidelines after appearing only as a blur.

"I didn't even know it was Khalil," Sandy said. "People were saying, 'Mack, that's your son!' I was like, 'Yeah!' While I was celebrating, I didn't see the paramedics coming to get the other guy. I didn't know Khalil was going to do it for real. The kid had to go to the hospital. I felt kind of guilty about that."

Still, Mack, more interested in basketball, wouldn't play football again until late in high school, during the spring before his senior year. By then, a torn patella tendon had sidetracked his hoops plans and, while rehabbing from the injury, Mack had thrown himself into weight lifting, first asking to join his father at the gym and later insisting on it.

At the time, Sandy had concerns about his son's academic standing, particularly Mack's struggles with math. Admitting he hadn't been a great student, Sandy said he understood the difficulties in falling behind in school.

Sandy also had worked at a juvenile detention center and was aware of the dangers that lurked for teenagers, especially outside a structured life. He figured the military might be Khalil's best chance to get out of Fort Pierce.

But one day at work, Sandy's phone rang and it was Westwood High's new coach, a man named Waides Ashmon, who had just pulled Mack out of class to talk to him about playing football again. Mack's response: "You need to talk to my dad."

"I called and said, 'Mr. Mack, I've been doing this a long time,' " Ashmon said. " 'I've never guaranteed a parent that their kid's gonna go to school. But if you allow Khalil to play for me, I promise you he'll go to school free.' "

Ashmon was so certain of Mack's potential that he made the assurance even after glimpsing Mack only in a collared shirt and shorts. He figured that physique alone would be too enticing to college coaches.

The conversation — and enclosed guarantee of a continued, free education — convinced Sandy, who agreed by the end of the call to allow his son to return to football.

With that decision, Mack went into full pursuit, this player who later would become famous for his ability to chase down quarterbacks.

In one of his first practices that spring, Mack proved he could do more than just look as if he belonged. With Yolanda waiting in the parking lot to take her son to a class at a nearby community college, Westwood's coaches told Mack to go first during a tackling drill.

"Khalil beat the block and smacked the running back and it was like, 'Oh, you're done. Go to class, kid,'" said Jabari Williams, then a Westwood assistant. "It took just one hit. After that, we knew we had ourselves something."

Yet, Mack was regarded as only the third-best prospect on a team that would finish 10-2. Defensive lineman Luther Robinson, who went to Miami and eventually to the Green Bay Packers, and quarterback Isaac Virgin, who played at South Florida as a tight end, were ranked ahead of him.

As much as the Westwood staff promoted Mack — Williams: "We were begging schools to take him." — the pleas went unheard.

"I was like, 'What are y'all ... we can't be watching the same film,'" Ashmon said. "But I also knew Khalil's work ethic and how with college coaching he would get a lot better."

Mack's lone offer came from Liberty, which is where he was headed until Wimberly left to take a job at Buffalo. Mack followed him, receiving the full-ride Ashmon had promised Sandy.

That summer and into training camp, Wimberly remembers the Bulls' coaches debating about whether to play Mack or redshirt him. Asked his opinion, Wimberly sided with redshirting, noting that Mack, with more experience, could be "super special."

Buffalo did redshirt him, slowing the start of Mack's college career but hardly the beginning of his rapid growth. Actually playing wasn't a requirement to show he could make plays.

One day, a reporter from upstate New York called Sandy with a question:

"Mr. Mack, do you know what your son is up here doing?"

"No. No I don't."

"Your son's doing some things we've never seen before."

"Really?"

"Mr. Mack, I think your son is going to be something real special here at Buffalo."

Wrecking practices, that's what Mack was doing, to the point where Wimberly said he was asked more than once by a fellow Buffalo assistant, "Wimbo, can you talk to him, please?"

Mack was leaving impressions — the black-and-blue kind, and others much more permanent.

Sandy took another call from Buffalo one afternoon. This time, it was an assistant coach telling him his son was doing something the coach had never seen before: Mack was cleaning the locker room.

When his boys were young, Sandy would bring them along anytime he would do volunteer work in and around Fort Pierce. "Because it's just the right thing to do," he said he'd tell them if they asked why they had to go.

Today, Mack is widely recognized for giving back. His foundation made a \$500,000 donation to a Fort Pierce park that now includes a football field bearing Mack's name.

Westwood needed football uniforms a few years back and, the school's athletic director said, Sandy wrote a \$20,000 check. Just a couple weeks ago, a box full of several pairs of cleats showed up unannounced at Westwood, compliments of Mack, who also has done things such as pay off all the layaway bills at the local Walmart around Christmastime.

"It's a family thing," Ashmon said. "Khalil's mimicking his dad. His dad was giving back way before Khalil became Khalil."

After he signed his first NFL contract, Mack bought his parents a home in nearby Vero Beach. He also paid off his dad's truck.

The BMW and Mercedes in the driveway of that Vero Beach house came from Mack, who has rewarded some of the younger members of the extended household with cars in exchange for maintaining their grades.

This is a family anchored in its faith and its church, Sandy and Yolanda both deacons at the Miracle Prayer Temple Worship Center. They all love music and have been part of the church band. Sandy has written and recorded gospel songs.

Mack can sing, too, and also taught himself to play the guitar while in college. Sandy thought he was the best piano player in the family until Ledarius came along.

As the church's music director, Sandy would arrange songs so that the Macks could sing four-part harmony. They still can do it, on cue, which happened recently when the boys were back together.

So, when that Buffalo assistant called with the news that Mack was picking up his teammates' trash, Sandy said the words came wrapped in reassurance.

"That made me feel like, 'Wow, he got it,'" Sandy said. "For me to get a call from somebody way up in Buffalo to tell me that made me think Khalil's going to be OK."

OK, plus plenty more. With the Bulls, Mack would develop into a freakish force — one capable of lifting offensive linemen off the ground one-handed — and easily the greatest player in program history.

As a senior, he had 2½ sacks, nine tackles and an interception for touchdown against Ohio State in the game that cemented Mack's status as an NFL prospect and a Bulls legend.

"Buffalo plays in the MAC," Sandy said. "It can't be coincidence that that happened. I told him, 'Khalil, they're spelling Mack wrong. Make sure they know how to spell Mack before you leave.' And that's what he did."

(Five years after Khalil left Buffalo, Ledarius joined the Bulls' football program for two seasons. He debuted in the NFL last year, appearing in three games for the Bears. How rich is the athletic DNA in this family? Ledarius attended a high school — Lincoln Park Academy — that didn't have a football team and then went to a small college in Miami to play basketball before giving football a try.)

The story goes that in the lead-up to that 2013 season opener in Columbus, then-Buckeyes coach Urban Meyer was talking about Mack when, suddenly forgetting his name, referred to him as "No. 46."

After Ohio State's 40-20 victory, Mack approached Meyer, extended his right hand and introduced himself.

Longtime coach Lou Tepper was Buffalo's defensive coordinator during that time. He spent nearly a half-century in football and literally wrote the book on linebacker play, putting Mack on the cover of the second edition of "Complete Linebacking."

To grasp the totality of Mack's impact, though, consider that Tepper, to this day, texts Mack a Bible verse every Saturday morning and speaks of him with a reverence rooted in nothing having to do with football.

"I love him," Tepper said, "and if he had never played a down in the NFL, if he had never been drafted, I wouldn't love him any differently."

So what's left? Just this: Remember that line about the five-star home gaining more glow? In June of 2021, Sandy and Yolanda heard from a man named Jalen Parmele, who, using one of those ancestry programs, discovered he was a Mack boy, as well. The original Mack boy.

Sandy and Yolanda had a son before Sandy Jr. arrived. At the time, they both thought they were too young to properly handle the responsibility, so they put the baby up for adoption.

Parmele grew up in Michigan to be a football player and made the NFL, a running back who spent parts of five seasons with Baltimore, Jacksonville and Arizona.

A month after Parmele reached out to the Macks, everyone reunited in Florida for a genuine Sunshine State celebration. They filled in the gaps of their life stories and shot selfies, embracing a previously unknown family chapter.

Sandy smiled when he pointed out that Parmele played in college at Toledo, which is in the same conference as Buffalo. That's right, another Mack in the MAC.

"I'm telling you, you couldn't orchestrate this," Sandy said. "No way. This was orchestrated at a higher level."

## How Chargers' Khalil Mack went from considering retirement to a career resurgence

By Daniel Popper  
The Athletic  
December 8, 2023

COSTA MESA, Calif. — Khalil Mack thought about retiring.

It was just about a year ago. The Los Angeles Chargers were trying to both reckon with and move past their shocking playoff defeat in Jacksonville. Mack included.

"That loss," Mack said, "it was triggering."

Mack had just finished his ninth NFL season. He was turning 32 years old in February. Did he want to keep playing? Mack was unsatisfied with the way the season ended, sure. But he was also unsatisfied with how he was performing. Mack had just two sacks in the Chargers' final 11 regular season games.

"I didn't feel like I affected the game the way I wanted to, or the way that I know I'm capable of," Mack said.

Coach Brandon Staley and edge rushers coach Giff Smith gave Mack some time to reflect early in the offseason.

"I contemplated hanging them up, man," Mack said this week.

During the reflection period, Mack said he brought up the possibility of retirement to his wife, Brianna Perry.

Her response: "Oh, hell no."

That re-established what Mack already knew in his heart: He had more to give. His football life has been fueled by a craving, and that craving has not dissipated.

"I love the feeling of dominating the person across from me," Mack said. "It's therapeutic."

And so he returned for a 10th season on what he called "the mission" — the search for the one thing that has eluded him in his Hall of Fame career, the Lombardi Trophy.

"I wanted to give myself another chance," Mack said.

The Chargers are 5-7 entering their Week 14 matchup with the Denver Broncos. Their chances at a playoff run are dwindling. Mack might not get the opportunity he is seeking, and that is a real, biting shame. Because Mack, in Year 10, is having one of his greatest seasons. His 15 sacks lead the NFL. He is up to 99 1/2 sacks for his career, one half away from becoming the 43rd player in league history to join the 100-sack club.

Mack's season, though, stretches far beyond these counting stats. On film, he looks like the 24-year-old phenom who took the league by storm in 2015. He has been as complete an edge rusher as there is in football — pass rush, run defending and coverage.

From mulling retirement to what should be his fifth All-Pro season.

"The perception of how old you are and all those different things, I feel like that s— don't matter," Mack said. "When you love the game and you put in the work, it's always going to be a reflection. And I love this game and I come out and I work hard, man. Whether I was 23, 24 when I first got into the league or now, I'm still doing the same things."

Mack has tied his career high with 15 sacks. He set that mark in his second pro season. With five games remaining, he is almost certainly going to set a new career high in his age-32 season.

This is not a fluke. Mack is affecting the passer consistently on a snap-to-snap basis. His 60 pressures are tied for seventh-most among qualified edge rushers, according to Pro Football Focus. He is on pace for his most pressures since 2017, his age-26 season. What is most impressive about this pass-rushing season from Mack is who he is doing it against.

Dallas Cowboys left tackle Tyron Smith has been PFF's highest-graded tackle this season. Mack dominated him for a sack in the first quarter of the Chargers' 20-17 loss to the Cowboys in Week 6. He had another pressure against Smith in the fourth quarter that led to a sack for teammate Nick Williams. The Minnesota Vikings' Christian Darrisaw has been PFF's second-highest-graded tackle this season. Mack dominated him on multiple reps in the Chargers' 28-24 win over the Vikings in Week 4. Mack had a six-sack game against the Las Vegas Raiders in Week 4, a single-game career high. In the second quarter, he bullrushed Kolton Miller into quarterback Aidan O'Connell, forcing a fumble. Miller is PFF's fifth-highest-graded tackle this season. In Week 10, Mack beat Detroit Lions left tackle Taylor Decker off the edge in the fourth quarter. Quarterback Jared Goff had to dump off to running back Jahmyr Gibbs to avoid a sack. Linebacker Kenneth Murray Jr. tackled Gibbs for a 3-yard loss. Decker is PFF's eighth-highest-graded tackle this season.

Mack is dominating the best tackles in the game, and he is doing so in a variety of ways — inside spins, swipes, stutter steps, bends to the edge, explosive stunts to the interior.

But he is winning most often with what has made him one of the greats: raw power.

There are so many remarkable rushes to choose from in this season from Mack. This one against the Baltimore Ravens' Ronnie Stanley — a \$98.75 million left tackle — stands out.

Mack set up to the right side of the Chargers' defensive front. The Ravens had chip help to that side, with running back Justice Hill assigned to double-team Mack. Quarterback Lamar Jackson took the snap, and Mack engaged Stanley with a strong left arm. Mack came with such force on his initial push that Hill barely made contact. Mack continued his charge. And he finished the rush by shoving the 315-pound Stanley into Jackson, knocking the quarterback off his feet.

Jackson stood up and escaped the pocket for a 2-yard scramble. Still, this is a good example of how Mack has rushed all season against top competition — on a play that might not show up on your standard box score.

"He's playing at an elite level, as well as I've ever seen him play," said Staley, who was Mack's position coach with the Chicago Bears in 2018.

That extends to how Mack is defending the run.

The Chargers, as a group, have dramatically improved as a run defense in 2023. They rank 15th in defensive rushing success rate heading into Week 14, according to TruMedia. They ranked dead last over Staley's first two seasons.

There are, of course, several reasons for this improvement. Mack playing the way he is tops the list. There is not much opposing offenses can do to avoid him in the run game. When they run away from Mack, he chases down plays from the back side with eye-popping speed and explosiveness. When they run at Mack, he uses his strength to shed front-side blockers — tackles, pulling guards, tight ends, single teams, double teams. When they try to run around Mack with jet sweeps, he uses his awareness and savvy to cut off the runners from gaining the edge.

Mack as a run defender this season is what happens when you pair 99th percentile talent with 99th percentile effort.

And when he gets to the ball carrier, he is ferociously violent. This play on Ezekiel Elliott in the Chargers' win over the New England Patriots last week is the best example of that this season.

It was late in the fourth quarter, and New England faced a first-and-10 from the 40-yard line, trailing by six points.

Mack aligned to the offense's right side. Patriots quarterback Bailey Zappe took the snap and handed off to Elliott on a delayed draw. Notice how far away from the play Mack was when the handoff happened. As Elliott took his first step, Mack was already around right tackle Mike Onwenu and in pursuit. Elliott hesitated to read his blockers. Mack was closing in. Elliott saw a hole. Mack closed that hole.

This play epitomized Mack's season as a run defender, saving the day with his blend of skills — athleticism, speed, short-area quickness, explosiveness, football IQ, violence and power.

Mack is used less often in coverage for obvious reasons. But he has also made impact plays in that phase of the game. Like in Week 8 against the Bears, when he had the wherewithal to follow quarterback Tyson Bagent on a trick play. Bagent had handed off to receiver Darnell Mooney on an end around before taking off down the sideline. Mack smothered Bagent on his wheel route and forced Mooney to eat the play.

Or in Week 9 against the New York Jets, when Mack dropped into coverage as a deceptive piece in a Chargers' Cover 1 man-to-man look. Quarterback Zach Wilson wanted to throw a slant to that side against man coverage. Mack took that away. Wilson held onto the ball, and Joey Bosa got home for a sack.

"It's just being a complete player," Mack said.

In his final season with the Bears in 2021, Mack was limited to just seven games because of a foot injury. He had surgery that November and missed the rest of the season. That surgery, Mack said, significantly affected how he trained the ensuing offseason. The Chargers traded a second-round pick for Mack in March 2022.

Mack said he arrived at training camp in Southern California lighter than he wanted to be. The lack of a full offseason affected his stamina and endurance during the grueling 19-week season.

“I knew that I wasn’t all the way myself throughout the year physically,” Mack said.

This past offseason, Mack was healthy enough to go through a more typical training regimen. He said he really made his decision to return for a 10th season when he got “back rolling” with that routine. He was running with the Chargers’ defensive backs. He was playing pickup basketball alongside the Chicago Bulls’ Zach LaVine and “dunking on guys,” as he put it.

“It was a cool offseason,” he says.

In the end, Mack has a love affair with the game that started on 23rd Street in Fort Pierce, Fla. He is addicted to that feeling football uniquely provides — “one of them feelings that you’re just getting everything off your chest and taking it out on the person across from you,” Mack said. He first felt it playing outside with no shoes on as a kid. He took a handoff and started running. “Didn’t nobody touch me,” he said.

He felt it while doing one-on-one Oklahoma drills with his older brother Sandy Jr., who was then a running back in high school. Mack was in middle school. He challenged his brother. “I’ll smack you,” Mack remembers saying.

“Bro, do you realize I’m a high school running back?”

“I don’t care about that.”

They both put their pads on and ran at each other. Sandy Jr. won the first six reps.

“Me being crazy and wanting to smack him so bad, I kept going until my nose was bleeding,” Mack said with a chuckle.

And until Mack got the better of his older brother.

“It’s just one of them things, man,” Mack said.

That is what brought Mack back. That love for competition.

In return, football has cemented his legacy.

# Chargers Khalil Mack Paid a Tax, and Now He's Ready for a 'Special' Year

By Albert Breer  
Sports Illustrated  
August 16, 2023

For a minute there, it looked like the shared vision of the Chargers and Khalil Mack for 2022 was about to play out in a very, very big way.

Set opposite Joey Bosa, easily the best bookend Mack has ever had, the 2016 Defensive Player of the Year registered three sacks in the opener against the team that drafted him.

What's more, it was back-to-back sacks from him and Bosa that closed the Raiders out. It was, as those guys saw it, just the beginning. Or so they thought.

"It was like a high. Man, it's going to be like this? This could be a 20-sack year," Mack said, sitting at a picnic table after an early August practice.

"We were rolling, getting everything we wanted. Run game, pass game, three sacks. I'm like, Oh man, you could take a deep breath. Going into the K.C. game, rough game for us, but still had them where we wanted them. It was kind of one of those things where you're building."

And then, they weren't. Bosa tore a groin muscle the next week against the Jaguars. Mack remembers thinking, Holy s----- .... I have to do this by myself. Everything after that was different, for sure.

Ten months later, no one on the Chargers' roster would say it was better, in a good way. It wasn't. Losing a player like Bosa can't be, not for Mack, and not for the team. But if there was a silver lining that the Chargers could take from it, it was that everyone got to see how Mack, in his ninth NFL season, would handle such an adverse situation.

Mack had only four sacks in the 14 (and three-quarters) games after Bosa was injured. He fought through chips and double teams and protection sliding to him over that time, with offenses not needing to worry as much about anyone else making them pay for it.

And, over time, Mack opened up chances for others simply by not taking his foot off the gas, or letting any opponent think it could back off in sending the cavalry after him.

Most of all, he was selfless, in seeing the bigger picture of what he was bringing to his team.

He had to be, because every game plan was engineered for him, whether it was in the pass protection game or run game," coach Brandon Staley says.

"When you lose a guy like Joey, then you have to pace yourself a little bit too. It happened to Von [Miller]. When I coached Von in 2019 and Bradley [Chubb] got hurt, I saw the same thing happen. You just know, O.K., all the attention is going his way, and there's just a real tax to that.

...

"He had an incredible year, but because of the amount of attention, you didn't see that splash year that I think he was capable of, that he was headed towards. But what he did was, from a leadership standpoint, when we played that great defense down the stretch, he's the one that willed us there. ... I think we'll look back on it and say, Man, the impact that Khalil Mack had on this football team, really getting it to go this way, he'll be looked at within this franchise as one of the guys that really changed the course of it."

And that's because of what Mack meant, as a tone-setting veteran, to the younger guys on Staley's roster—"he's been just fantastic for the whole group"—and what he could mean going forward, with Bosa back and healthy, and hopes high within the organization for the year ahead.

With that as the backdrop, we got the chance to catch up on a bunch of things with Mack last week.

Here's more of our conversation.

Sports Illustrated: How are you trying to take care of yourself differently?

Khalil Mack: It's night and day. You're talking about three times a week, massages, needling, stretching, even just from stress level, frame of mind, when I get home, there's a home environment and life, having my wife. All that's new. It's getting in that groove and settling in and not doing too much. I used to be on the go, doing this and that in between what I had going on already. It's just nice to be in the space that I'm in.

SI: How did losing Joey change things for you last year?

KM: You understand that it was no longer Joey and Khalil that teams worry about. The focus on the edge was solely on me. Just to take that on, I remember talking to Giff Smith, the position coach, and he's like I know you feel like you have to carry everything, but don't feel like you have to carry everything. Just make sure you're you on Sundays. I did everything in my power to make sure I was myself on Sundays. ... I just had to move a lot smarter and use that wisdom that Coach Staley was talking about.

SI: Brandon said there was a tax you paid with the attention you got after Joey was hurt ...

KM: That thought process alone, it was like, Damn, this is going to be a lot harder than I thought when we first started. It definitely took a toll because your body's still getting used to it. I had to get back used to football coming off of that injury from the previous year. It was a lot of taxing things that was happening body-wise, I carried a little lighter. I'm back to my normal weight. I was at 255 [pounds]. Some weeks I'd come in 252, 250. Now I'm at 265 to 268. That's my normal weight. That's where I feel the most comfortable, the most explosive.

SI: Was there a point where last year felt hard?

KM: [After] that Raiders game, against Kansas City was like, Damn, I didn't really know if I could play. Talk about sore; it was a different type of sore coming in from that Raiders game. It was like, Damn, not used to feeling like this the second week. It was new. Just kind of grinding that whole process out and trying to take care of my body to where I could keep going throughout the year, 17 games, playoff game was hard. This year, just understanding that and having the whole offseason, it's going to be fun.

SI: Have you lost anything from your prime?

KM: No, if anything it's just staying healthy, understanding that teams are going to scheme against the outside guy and just preparing for that as well as making sure everybody's bringing everybody else along. It was not just me solely acting by myself. It was 10 other guys. ... We're trying to get everybody together so that we can bring that fist together in one punch.

SI: Is the standard rising here?

KM: Absolutely. It's rubbing off. We see it every day, especially in our room. Chris [Rumph II] and Tuili [Tuipulotu], the two main [backups]. We're playing at a high level. Whenever we need a breather, or Joey and I need a breather, there's no letup in these tackles, either. That's understood. The standard is the standard, and you can't hop off from there.

SI: How do you feel about people not talking about you much?

KM: I love it. I use anything to fuel me.

SI: Do you think people have forgotten about you?

KM: I hope so. This year's going to be fun.

SI: Maybe one of your best years?

KM: Absolutely. It's going to be fun. It's going to be special.

SI: How good can you and Joey be together?

KM: It could be a special year. It could be a very special year. Like I said, defensive line, if everything goes as planned, it can be a special year.

SI: What individual career goals do you have left?

KM: A goal of mine: I have to touch 100 sacks, at least. If I can do it this year, that'll be my goal. Get 10, at least touch 100.

SI: How about the Hall of Fame?

KM: That's always been at the forefront of my mind. I've been in huddles with Charles Woodson. You understand that level of greatness. You see it every day, and you try to apply it to your game and your lifestyle. The plan is there to be the best.

SI: Do you see other guys here who could reach that level?

KM: Absolutely. You see sparks over there. It's all about consistency. That's what I'm trying to bring to this team, make sure they know I'm bringing my lunch pail every day to the practice field.

SI: It sounds like you still love it ...

KM: Absolutely. I thought seeing Wood [Woodson] was crazy, 18 years. But I see why he did it for so long. He loves the game. It's a blessing.

SI: Have you thought about how much time you have left?

KM: I used to, but I got hurt the year before last and got to make up for it.

SI: What was the plan before?

KM: It was going to be 10, and I was going to be done, but I still look a little fast and athletic out there, so who knows?

# 'He's the Alpha': How Khalil Mack Has Dominated a Decade in the NFL

By Eric Smith  
Chargers.com  
October 26, 2023

You don't make it a decade in the NFL without a heavy dose of talent.

But there also needs to be an undeniable work ethic inside of you, too.

Khalil Mack has plenty of each trait, and both have been on full display as he navigates his 10th NFL season.

"He's the easiest superstar I've ever coached in my life," said Chargers outside linebackers coach Giff Smith. "He's very much a team guy, he's a tough guy, hard worker, holds himself to a high standard, you can coach him hard. He's just a pleasure."

Mack enters Week 8 tied for fourth in the NFL with 7.0 sacks. Among players with that many sacks, he's the only one over the age over 30. And he's older than everyone else on the list by at least three years.

It's been a vintage performance from Mack, a seven-time Pro Bowler and three-time First-Team All-Pro who was the league's 2016 Defensive Player of the Year.

But where does Mack's seemingly never-ending work ethic come from?

The 32-year-old sat at his locker earlier this week and smiled when posed that question.

"It comes from Fort Pierce, Florida, man," Mack said. "Growing up, watching my dad grind and do what he did. The example he set and the way he carried himself every day — whether people knew it or not — my respect came from him."

"That's how I try to carry myself throughout my day," Mack added.

Mack's father, Sandy, worked with various programs over multiple decades that all centered around juvenile detention centers and troubled youth.

"He knew, based on the situations those kids were going through, he wanted to raise us in a manner where we wouldn't end up in those situations," Mack said. "I've carried that [with me]. Still do. The opportunity I have, I just want to make the most of it."

Mack has done just that through his 10 seasons in the league, showing up day-in and day-out.

"He competes in the weight room like he competes on the field," Smith said. "And then when he goes on the field, he's the first in line."

"He's setting the standard and that's what guys see and that's when it's easy to follow a great player, is when they are willing to put others before themselves," Smith added. "He's always leading by example. He's not the most vocal guy, but he's definitely the alpha."

Mack's dominance was on full display in Week 4 against the Raiders as he notched a whopping 6.0 sacks against his former team.

That mark was a single-game best for both Mack and in Bolts franchise history, and just one off the single-game NFL record.

Mack had been close to getting sacks in each of the first three games but entered that October 1 game with none in his pocket.

Smith said he and Mack had a conversation before the Raiders game and joked that the sacks would come in waves if he simply stuck to his plan.

His performance against the Raiders was more like a tidal wave.

"It takes others to do their job to have that happen," Smith said. "But Khalil is very powerful, he's strong, he's gotten a lot better with his hand usage and he can execute pass rush games."

"But the most elite thing to me about him is he can rush with vision on the quarterback in the pocket. You either got that or you don't," Smith continued. "You can teach the other stuff. That, being able to feel the quarterback, where he's moving up. It's just like a quarterback being able to feel the rush and how to move out, some can do it and some can't do it. He can do that."

"Games like that, he was sitting on a goose egg going into that game. He'd been rushing really well ... but I knew it was weighing on him," Smith added. "I think we both had a feeling it was going to come and come in bunches. Now I ain't saying any of us thought it'd be six, but it couldn't happen to a better guy."

Joey Bosa added: "He's one of the best in the world so wasn't really surprising. He'd been close a lot of weeks so it was about time."

Mack's career sack total surpassed 90 after that game, and it now resides at 91.5 entering Week 8.

Up next? 100 career sacks, something only seven active players have accomplished. If Mack becomes the next player to hit that milestone, he'd be only the 43rd player in NFL history to do so.

"I thought about it after getting those six against the Raiders," Mack said of the century sack mark. "It was, 'Oh, hmm, that's 90.'"

"I could get there this year. It's in my thought process," Mack added. "But at the same time, the only think I'm really thinking about is winning games and doing whatever I can to help the team, whether it's from a leadership standpoint or anything else."

As Mack reflected on his NFL career to this point, he used the word "unique" multiple times.

He only played one season of high school football and was passed over by multiple big-name Florida schools and ended up at the University at Buffalo.

He followed Sandy's work ethic to made himself into a first-round pick and hasn't looked back since.

But what Mack is most proud of about his career isn't his sack total or personal accolades, which includes a spot on the Pro Football Hall of Fame's All-Decade Team of the 2010s.

Instead, it's how he's excelled on the field while also finding fulfillment off it with a wife and two sons.

"The path I've taken from being a single young man in this league to being a family man, it's something I take pride in," Mack said.

Smith first met Mack back in 2012 when Mack was in college and the coach worked for the Bills. Mack's journey, Smith said, fills him with pride.

"I'm more grateful to be around the man than actually the player," Smith said. "I'm very grateful that I got to know Khalil Mack the man. The coaching is fun. Obviously, the better players, the better coach you are, but I'm more grateful for getting to know him on a different level."

"He's an old soul. He likes old R&B, Motown music, so that's a natural connection. He's just a genuine man," Smith added. "You try to teach these young boys how to be men, and I think he represents that. There's going to be good days, there's going to be tough days. But there are not bad days. There's no bad days. There's difficult days, but there's not bad days. I think when you can keep you attitude at that level, life seems to go a little bit better."

Mack will certainly heed that advice as the Chargers sit at 2-4 and get ready for a primetime showdown with the Bears.

The veteran knows the work that lies ahead for the Bolts. But if there's anyone that can rise up and get it done, it's him.

It's what Mack has done his whole career.

"I know the preparation and the time we put in. And just understanding and knowing the game," Mack said. "There's a lot of things we've got to get better at. Look in the mirror and self-reflect."

"It's up to us," Mack added while motioning around the locker room. "It's not up to coaches or anybody else. We have to go out there and play the game the way we expect to play it. We have to hold ourselves accountable and I have to hold myself accountable."



# How the Bears and Chargers became perfect trade partners for Khalil Mack

By Daniel Popper & Kevin Fishbain  
The Athletic  
March 31, 2022

The Chargers introduced Brandon Staley as their new head coach on Jan. 21, 2021. Speaking to reporters on a video call from the team's facility in Orange County, Staley knew a long process awaited.

Roster turnover is a painstaking, meticulous process. Staley was inheriting a talented collection of players, led by emerging superstar quarterback Justin Herbert. He had a clear vision of where he wanted to go and what he needed to get there. But it was going to take time and patience.

"You know that you got to do things in a sequence," Staley said earlier this month. "It's not college, where you can recruit and turn things over and just have everything at once."

That sequence had to begin with creating the best possible structure for Herbert, from the coaching staff down to the supporting cast of players. So in that first offseason, Staley and general manager Tom Telesco invested in that structure — step one in what Staley has referred to as a "two-year vision." The offensive line was a mess. They bolstered that group through free agency and the draft. They added weapons and a veteran backup quarterback in Chase Daniel, who was familiar with new offensive coordinator Joe Lombardi's scheme from their time together in New Orleans.

The structure they built worked. Herbert excelled. The Chargers had a top-five offense. But they missed the playoffs, primarily because Staley's defense did not coalesce or perform as expected.

And that brings us to the second step in Staley's roster-turnover plan. This offseason was always going to be the time to overhaul the defense and rebuild that side of the ball with players that truly fit Staley's vision.

They needed playmakers. They needed more elite talent that could help take Staley's system — a system that, with the right players, proved to be one of the best and most innovative in football with the Rams in 2020 — and make it come alive on the field.

There was a player who could be available via trade, the type of edge rusher who the Chargers felt could improve all of the defense's weaknesses and provide the pedigree, standard of performance and mentality that could reshape the unit's identity: Khalil Mack.

Meanwhile in Chicago, Ryan Poles took over a franchise that had gone from 12-4 with the best defense in football — led by Mack — in 2018 to 6-11 last season, firing both general manager Ryan Pace and head coach Matt Nagy.

The Bears' roster is nowhere near Super Bowl-caliber, and as Poles hopes the Bears have a quarterback in Justin Fields to build around like the Chargers do in Herbert, the process of doing so required tough decisions, such as potentially moving the highest-paid player in franchise history.

Teams had begun to inquire, and the more calls Poles received, the more the 37-year-old, first-time GM realized that trading Mack was a possibility. It would signal the start of a roster makeover and could get the Bears some badly needed draft capital.

Mack had arguably the best season of his career with the Bears in 2018 when Staley was his position coach under then-defensive coordinator Vic Fangio. Staley was determined to push for Mack. Telesco, who has always listened to his head coaches and tried to provide them with the tools they need, was on board. With Herbert on a rookie deal and a championship window clearly open, owner Dean Spanos and president of football operations John Spanos were in lockstep with their coach and general manager.

"It showed the alignment of our organization, starting with Dean and John Spanos, starting with the Spanos family," Staley said. "Because that's where it begins: with leadership."

A similar sense of agreement was taking place in Chicago.

"There was buy-in from (head coach) Matt (Eberflus), from ownership, from everyone," Poles said. "They understood that it was the right move at the right time."

The Chargers possessed the cap space to take on Mack's initial \$17.75 million cap hit. But they were not going to overpay in draft capital. It is doubtful the Chargers would have made the deal if the Bears and Poles had demanded a first-round pick in return. But a 2022 second-round pick? That was a sweet spot.

"Any time that you're going to get involved in a move like that, there are very few players that you're going to do that for," Staley said. "That list is not very long, and so when you assess, OK, this player — doesn't matter what position — hey, this is what we think that he's worth. The Khalil trade, that's representative of that. We feel like that was really good value for a player of his caliber."

The final price: A 2022 second-round pick and a 2023 sixth-round pick.

"We made a trade that we felt like really added a premium player to our team, but without it mortgaging our future," Staley said.

Poles' familiarity with the star pass rusher came predominantly when the two were both in the AFC West — Poles in the personnel department with the Chiefs and Mack as an NFL Defensive Player of the Year with the Raiders.

He'd have to have a tough conversation with a player he never acquired in the first place — part of the gig for a new GM.

Poles didn't necessarily owe Mack anything, but he understood the magnitude of the trade and what Mack meant to the Bears.

When it became time to make a trade, Poles called Mack to tell him that he wanted to put the player in a good situation. Poles considered everything about the situation he'd send Mack to, including how a warm-weather team would benefit the 31-year old at this time in his career.

"The big thing was just letting him know how much the organization appreciated him, how much I appreciated his career," Poles said. "I think the world of him. But also to let him know that it's best for the club that we go in different directions. But I took the time to let him know that I was going to make sure that he was going to be put in a situation that was going to be good for him, where he could compete."

Poles probably wasn't going to get pushback from Mack, who moves from a team in transition with a new coaching staff to a team with Super Bowl aspirations in Los Angeles for his former position coach. Trading for Mack was a seminal moment for the Bears in the past decade, but moving him signaled a change, and that might have been a tough decision for George McCaskey to give the OK.

In the new power structure at Halas Hall, Poles reports directly to the team's chairman, and McCaskey is nothing if not a die-hard Bears fan.

"Well, Khalil is a great player," McCaskey said. "And showed on many occasions for us how he can take over a game, so when you have a player like that, you want to have a good discussion. (Poles) explained to me the reasons why he thought the Bears should do it and it made sense to me."

Trading the highest-paid player in Bears history wasn't an easy decision for new head coach Matt Eberflus, left, and general manager Ryan Poles. (Nam Y. Huh / Associated Press)

Another important person in the organization who might have had to be sold? Eberflus. Imagine being a new head coach, one with a defensive background, and getting the opportunity to work with a player like Mack, only to see him traded less than two months into the job. But Eberflus understands the business, and what Poles is trying to build.

"Yeah I mean, Khalil has had a great career," Eberflus said. "He's going to continue to do well and do a lot of good things in the future. But we just thought what was best for the organization going forward, looking at the whole piece of it, you know, the contract, looking at everything. Going forward for us, the club, it was the best move for us. We all signed off on it. It will be good for us in the long run."

Poles had everyone on the same page, but he still called the move one of the hardest moments of his first two months on the job.

This wasn't just any trade, and Poles didn't treat it that way, starting with his call to Mack.

"I wasn't going to send him somewhere that he wasn't happy," Poles said. "I wanted to make sure he knew that I cared and I wanted to put him in a good situation. I think he really appreciated that. I know the agent appreciated that. It's really ... I think a win-win for Khalil, the Chargers and the Bears in terms of the direction that we're all going. (But) that was a hard thing to do to move on from a guy like that."

Mack was at home watching the new Peacock drama “Bel-Air” — a re-imagining of Will Smith’s classic ‘90s sitcom “The Fresh Prince of Bel-Air” — with his fiancée, rapper and actress Brianna Perry, and his infant son, Deuce, when his phone rang.

It was his agent, Joel Segal, and there was some news to share.

Like the main character in the show, Mack would be making an unexpected move to Los Angeles.

“Kind of a strange coincidence,” Mack said.

The Chargers had traded for him, and Mack would be reuniting with Staley.

Mack said he went through a range of emotions after hearing the news. But he settled on a positive note because of that familiarity with Staley.

“It was weird to hear,” Mack said of his initial thoughts. “But understanding the team and the coach, having a relationship with Coach Staley and knowing his mindset and knowing his passion for the game, it went from bittersweet to kind of excited; knowing who I’m dealing with — the type of man he is, first and foremost — and how much he truly loves the game of football. You can feel it whenever you speak to him.”

Staley did not have to ride the same emotional roller coaster.

The negotiations had progressed quickly. Staley said Telesco and Poles first connected around the NFL combine in early March. After the two sides agreed to terms on March 10, Telesco walked to Staley’s office and told his head coach that the trade was happening.

The only feeling for Staley: Elation.

“Tom came down to my office and (was) pretty casual,” Staley said. “He acted like he’d been there before.”

Telesco, though, had not been here before. In his previous nine years as general manager, Telesco had traded picks for a player only twice — a conditional seventh-round pick for defensive tackle Sean Lissemore in 2013 and a conditional seventh-round pick for quarterback Cardale Jones in 2017.

This was new territory for the organization. And it is evidence, more than anything else, of where the Chargers stand entering 2022.

They traded for Mack. They signed the top cornerback on the market in J.C. Jackson.

The time to win is now.

“You partner up with a GM who believes in what you do, and you have a vision for how you’re going to build a team and what you need,” Staley said. “And so it was just exciting to see it all come together.”

Based on Poles’ moves and focus on the long-term view, it’s evident how he evaluated this roster. But he said he didn’t take the job thinking, “I’m going to trade Khalil Mack.” The volume of calls made it a reality.

The move, however, tracks with his plan. That’s not to say it will ultimately prove to be the right plan or the correct approach — a lot of that will depend on Fields and how the Bears use their draft picks, then what they do with their extra resources in 2023 — but moving a player like Mack to get a second-round pick signaled the start of the strategy.

“To me, it kind of just kicked it off in terms of executing our plan to be successful and to get this roster to where it needs to be,” Poles said. “But it was definitely mixed emotions because it’s a guy who’s a good football player. I know what he’s meant to this organization. I remember that night game when he first got to Chicago, it was incredible.

“That’s a tough player to move on from, but again, when you know what you need to do for the betterment of the club, it was like, let’s go, the clock has started. We’ve got to move and do what we can to improve the roster.”

Poles said they took a look at analytics, Mack’s age, his playing time, and then the timing element — when could they get the best compensation for Mack?

“If you wait, what does that look like? If you do it now, what does it look like?” Poles said. “And we just thought, right now it would allow the Bears to have more ammunition to add more players.”

From his first day at Halas Hall, Poles noted the low number of draft picks the Bears had in 2022 — only five, in part because of the Fields trade. That’s a difficult foundation for a GM who wants to infuse the roster with young talent and ultimately try to build through the draft.

The Mack trade might have added only one more pick to the 2022 Bears haul, but it’s a significant one, as it’s in the top 50.

“It was just looking at our future,” Poles said. “It was looking at where we needed to go. Again, the (number of) picks were low. And like I mentioned, using the different tools, analytics, everything, it just seemed like the right time to do it in terms of value where we can help this team out now and in the future.”

Mack has still been a dominant player ... when healthy. That durability question mark, his age and his cap hit are all going to be viewed through the prism of the team’s direction. While the Chargers believe they acquired someone who gets them closer to a Super Bowl, the Bears believe this move gets them closer to where they want to be as well with the extra draft picks and cap flexibility for a franchise that was not going to contend in 2022.

Staley is a defensive coach. Yet the priority in his first head-coaching gig was elevating Herbert and ensuring his continued growth and development.

“We had to get that right,” Staley, who played quarterback in college, said in January.

That started with protection. The Chargers signed three starters in free agency — All-Pro center Corey Linsley and guards Matt Feiler and Oday Aboushi — and drafted a franchise left tackle in the first round in Rashawn Slater. They added two more offensive players in the top 100 of the draft in wide receiver Joshua Palmer and tight end Tre’ McKitty. They signed tight end Jared Cook, who also played under Lombardi with the Saints, and Daniel. The Chargers hired Lombardi from the Saints, where he was Sean Payton’s longtime quarterbacks coach, and he brought a version of that New Orleans passing offense to Los Angeles.

The vision for the structure around Herbert turned into production. The Chargers finished fourth in both TruMedia’s offensive EPA/play and Football Outsiders’ offensive DVOA. Herbert passed for more than 5,000 yards and finished third in the league in QBR.

The defense, though, struggled.

The Chargers had one of the worst defenses in football in 2021. They finished 28th in EPA/play and 26th in DVOA. They could not stop the run consistently. They could not get off the field on third down. They did not generate enough pressure on the quarterback. They did not force enough turnovers.

Their Week 18 loss to the Raiders provided the final evidence that the Chargers needed to shore up their defense in 2022. (Stephen R. Sylvania / USA Today)

The Chargers had built an offense for Herbert. Now they needed a defense that could take some of the pressure off his shoulders. Herbert can keep the Chargers in games almost single-handedly. He put together one of the most remarkable comebacks in recent NFL history in Week 18 against the Raiders in Las Vegas with a heroic three-drive stretch in the fourth quarter and overtime of that season-ending loss. Herbert is capable of doing those things, but that does not mean the Chargers want to live in that world.

“It’s not just enough to outscore people in this league, because there’s going to be a game where you don’t shoot it well, and you’ve got to win in a lot of different ways in this league,” Staley said. “When you have a quarterback, it’s not just surrounding him with offensive weapons. It’s surrounding him with a complete team where the pressure isn’t on him every single game to score 35, to throw for 350, to bring you back. And I think that’s what we’re trying to do.”

The Chargers had several key defensive players hitting free agency: edge rusher Uchenna Nwosu, linebacker Kyzir White, defensive lineman Justin Jones, nickel corner Chris Harris Jr. and defensive lineman Linval Joseph. That meant a boatload of cap space and open starting positions at all three levels of the defense.

Mack was the first piece in reassembling that defensive puzzle. The team was initially interested in re-signing Nwosu as its second edge rusher opposite Joey Bosa, but then the Mack trade materialized. It was no longer financially feasible to bring back the 2018 second-round pick. Nwosu ended up signing a two-year, \$19.055 million deal with the Seahawks.

In Mack, the Chargers believe they have added a player who can affect all facets of their defense, tangible and intangible. His edge-rushing prowess is well documented. But he is also an outstanding run defender, and, along with the interior additions of Sebastian Joseph-Day and Austin Johnson, the Chargers are expecting significant improvements in that area.

“He brings a lot of the elements that our team needs right now,” Staley said. “He brings the play style that we really value, that toughness. He’s a complete player. I think that from a culture standpoint, we really wanted to have somebody join up with Derwin James up front. Derwin plays in the secondary, he’s our signal caller, but someone up front that can really maximize him.”

Mack is coming off a foot injury that limited him to seven games last season. But the Chargers are confident that he has good football left in him. Part of that confidence is embedded in Staley’s existing relationship with Mack.

When Mack was traded to the Bears in 2018, he arrived in Chicago less than a week before the season opener against the Packers. Staley, then the Bears outside linebackers coach, spent hours and hours with Mack, late into the night sometimes, teaching his new star player the complex Fangio playbook.

Staley got Mack ready to play, and Mack had a strip-sack, a fumble recovery and a pick-six — in the first half.

“I don’t think y’all understand how fast I really had to learn a whole defensive playbook,” Mack said, “and he made it easy.”

Staley now has a full offseason to integrate Mack into his Chargers defense.

“You’re not envisioning the fit or projecting the fit. You know the fit,” Staley said. “You know exactly how to use that player, so the ramp-up time is going to be very short with that guy.”

The Chargers still have 10 picks in April’s draft after trading for Mack. That additional capital made parting with the second-rounder more palatable.

“You’re trading for one of the best players in the game, and you know exactly what you’re getting,” Staley said. “The cost was very minimal for a player of his caliber. I think it was an excellent trade.”

In a month that saw Russell Wilson, Deshaun Watson, Carson Wentz, Matt Ryan, Davante Adams and Tyreek Hill change teams, the Mack trade took a back seat. It is an offense-first league, after all.

But Mack himself has become the symbol of the direction of a team in two separate offseasons.

Nearly four years ago, the Raiders moved Mack to a Bears team that saw an opportunity to win in 2018, and he led them to a 12-4 record while his former team hoped to take advantage of its extra draft picks.

Then near the start of the 2022 league year, a Chargers team that sees its Super Bowl window as right now made the move for Mack, while the Bears hope to make the best of their additional draft picks, as they are now the team in transition.

Before the 2019 draft, Pace quipped that when the Raiders were on the clock for the first-round pick they received from the Bears, the personnel department would turn on a highlight reel of Mack’s first season in Chicago. At that time, the Bears still had high expectations, and Mack was a major part of it. He had 12 1/2 sacks and six forced fumbles. He was the centerpiece of the league’s best defense.

When the Bears are on the clock at No. 48, maybe Telesco and Staley will flip on clips of Mack, and let their minds wander as to what he can mean to the 2022 Chargers. And maybe in Lake Forest, Ill., Poles will let his mind wander with that pick, and whatever he does with it, hoping it will help get the Bears to be where the Chargers are.

It’s the right move at the right time for both teams, using different roster-building strategies. But the Chargers get to reap the rewards of their side of the deal much more quickly. The Bears understand that. This is part of their plan.

Mack hears the doubters. He is aware of what he calls “the narrative” — that he has lost a step, that he is not the same player.

“Turn on the TV. You’ll hear what they’re saying,” Mack said. “And it’s like, OK, bet. You know what I mean? I’ll bet on myself any day.”

The Chargers bet on him, too. This is their big swing. And if the Chargers want to win a Lombardi Trophy in the 2022 season, then all parties involved — from Mack, to Staley, to Telesco, to the Spanos family — need those bets to cash.

“If people are saying that, then they certainly don’t know him. At all,” Staley said. “And if they are saying that, then good luck to them. Because you’ll see. You’ll see.”

## Chargers coach Brandon Staley, linebacker Khalil Mack were a dynamic duo before

By Jeff Miller  
Los Angeles Times  
March 17, 2022

The remaking of the Chargers defense took its most tangible step forward yet Wednesday when Khalil Mack was introduced at a news conference.

The Chargers traded last week for the three-time All-Pro edge rusher, bringing him in to help upgrade a unit that was the team’s shortcoming last season. They also signed three young veteran defenders in free agency: comeback J.C. Jackson and interior linemen Sebastian Joseph-Day and Austin Johnson. That trio will speak over the next two days.

Mack was first to go. Here are the highlights of the day from the Chargers’ Costa Mesa training facility:

Hard-hitter in more ways than one: The Chargers are looking for Mack to make an impact that can be accurately described as profound. Head coach Brandon Staley has seen it before.

Staley was coaching the outside linebackers in Chicago when the Bears acquired Mack from Oakland just before the start of the 2018 season.

“When he got to Chicago, our entire team changed,” Staley said. “We were a top-10 defense. ... When he got there, we became the No. 1 defense. We had a good defense. When he came, we became the best defense.”

Staley explained that Mack will affect the Chargers both on and off the field, saying he can change cultures as much as he can games “because of who he is on a day-to-day basis.”

“He’s not one of these guys that’s going to tell you something,” Staley said. “He’s going to show you. And you feel that right away.”

Indeed, Mack called himself “an action guy” and “not a talker.” Staley suggested the Chargers’ lacked enough of that type of presence on defense last season. It was notable that Staley also referenced his desire to pair Mack with safety Derwin James Jr., the widely acknowledged heart of the defense. This is a partnership upon which the Chargers will lean in 2022.

Sacks and a whole lot more: On the field, Staley said Mack’s impact should be easy to spot. He talked about his consistency, durability and toughness.

“He also brings a style of play that we really believe in,” Staley said. “I don’t think we had enough of it [in 2021]. Not even close.”

The Chargers struggled last season particularly against the run and on third down. They gave up an average of 138.9 yards on the ground, one the worst single-season performances in franchise history. Their season — and playoff chances — ended in the most fitting of ways when they failed to prevent Las Vegas from converting on a third-down run in overtime in Week 18 and lost on the field goal that followed.

Staley said Mack's 76.5 career sacks tell only part of story of how Mack impacts offenses, which is especially important for the Chargers. "Complete defender because he can do everything," Staley said. "He can dominate the edge in the run game, which is where it starts. He's athletic on his feet to be able to run and catch anybody."

Staley explained that the ability of edge rushers to move is vital in today's NFL with "the ball on the perimeter as much as it is." This was another area where the 2021 Chargers no doubt lacked.

A player-coach reunion: Mack almost certainly wouldn't be a Charger without Staley also being here. Their relationship is rooted in the long hours they spent together after Mack joined the Bears in early September 2018. Following the trade, Mack had barely a week to prepare for Chicago's opener against Green Bay.

"He made it easy," Mack said. "You could see his passion through it, understanding he knew how much I wanted to get out there for that first game, and we were able to do it."

Against the Packers, Mack had a sack, a forced fumble, a fumble recovery and an interception, one he returned 27 yards for a touchdown. How's that for instant impact? The time together for Mack and Staley was brief, Staley leaving after the '18 season to join Vic Fangio's staff in Denver. "It was bittersweet in Chicago," Staley said. "It was an amazing year. All these great things are happening. But then it was like, 'Man, that didn't last long enough.' To be able to go do it again, is very special."

Healthy and motivated: Mack said his surgically repaired foot is "100%, good to go, whatever you want to hear." He missed the final 10 games last season after being injured in late October. Before going down, Mack had six sacks, which represented a single-season career-best pace. He hasn't reached double figures in sacks since that '18 season when he finished with 12½.

Mack, 31, suggested he has heard rumblings about his fading production. He dismissed the notion by saying, "I'll bet on myself any day."

"If people are saying that, then they certainly don't know him at all," Staley said. "And if they are saying that, then good luck to them. Because you'll see. You'll see."

Added Mack: "It's going to be fun. I know ya'll going to enjoy watching it for sure."

More defensive help on the way: The roster rebuild will continue, Staley saying the work is far from complete.

Even with the addition of Jackson, he said the search for defensive backs won't stop. As for the defensive front, Staley said there would be more to come. "We're much closer to where we need to be," he said. "We're not there yet. But we're much closer. ... It's about depth in this league."

## KENNETH MURRAY JR.

### Los Angeles Chargers' Kenneth Murray Jr. playing with heavy heart in aftermath of brother's death

By Shelley Smith  
ESPN.com  
October 4, 2021

COSTA MESA, Calif. -- You can hear the sadness in his voice. It's not outwardly noticeable if you didn't know to look for it, but it's there -- the kind of sadness you would never wish on anyone.

Los Angeles Chargers linebacker Kenneth Murray Jr. is a 6-foot-2, 241-pound chiseled athlete who cares passionately about the game of football. He also cares passionately about his family, especially his adopted siblings, all of whom have a chromosomal abnormality known as deletion.

His father, a Baptist minister, and his mother, a retired police officer, learned of the children from his church congregation and took them in when Murray was 11. And when their middle son, the one he was closest to, Lenny, died unexpectedly in April on what would have been his 14th birthday, Murray was devastated.

Murray had pledged to take care of the kids if something happened to his parents. But nobody expected something like this to happen to one of the children.

"One day I was doing something with football and I got a phone call and I kind of had to drop everything and jump on a flight and go through that," he said. "Since then I've just kind of stayed to myself."

He took to Twitter to process his grief:

Not wanting to divulge more details, all Murray would say about Lenny's death is that it was "like a bad nightmare," and something he tries not to think about.

"It's too hurtful to do in the media," he explained simply.

The children, Niya, Lenny and James, were born with deletion, a condition in which part of a chromosome is missing crucial genetic material. Lenny was the most severely affected and used a wheelchair. He was also Murray's biggest fan.

"He was super enthusiastic about coming to the games," Murray said. "That's what makes it such a sore spot for me."

The family would often make the seven-hour drive from their home in Missouri City, Texas, up to Norman, Oklahoma, where Murray played for the Sooners. He started at linebacker for three years and racked up 334 tackles and 9.5 sacks. His biggest year came as a sophomore in 2018, when he had 155 tackles, including a school record 28 in an overtime win over Army.

Murray was co-Big 12 defensive freshman of the year in 2017 and second-team all-conference in 2018 before being a first-team All-Big 12 and third-team All-America pick in 2019. His work ethic was legendary. He'd often watch five to six hours of film a day early in the morning before class. And when he was selected in the first round of the 2020 draft by the Chargers with the No. 23 pick, his entire family was with him as GM Tom Telesco made the call that would change his football life.

He's carried his work ethic with him to the NFL, where he had 107 tackles as a rookie a year ago and 20 through three games this season with the Chargers (2-1), who host the Las Vegas Raiders (3-0) on Monday Night Football (8:15 p.m. ET, ESPN). Murray will miss Monday's game with an ankle injury suffered in practice Saturday.

"We have just a great group on defense including Kenneth, we have him and [S] Derwin [James Jr.]," Chargers defensive end Joey Bosa said. "All the guys during practice every week, every day, they always bring energy so they have been great."

"He has worked extremely hard," Chargers defensive coordinator Renaldo Hill said. "We have talked about playing him downhill, being back and being able to run sideline to sideline. He has all of those traits."

When the children arrived at the Murray home 11 years ago, Murray and his biological sister, Kimberly, had to grow up fast. With their parents, they helped shuttle the kids to various doctors' appointments and therapy.

Niya is now 19 and reads at an elementary school level. James, the youngest, is 12 and uses a wheelchair. Lenny was the sports fan in the group and used to spend hours in front of the TV watching whatever sport was being played. And they all loved traveling to Oklahoma to watch Murray perform.

Lenny and Murray would go out in the backyard and do whatever they could to emulate playing catch and other sports and activities.

It's been a painful five months since Lenny died, but Murray says his family and his faith have gotten him through the hardest times. Of his compassion, he points directly to his parents.

"I'm from them," Murray said. "It's where I get all of this."

In his pre-draft interview, Dallas Cowboys owner Jerry Jones asked Murray what challenge has made him who he is on and off the field. He pointed to his experience growing up with his siblings.

"I look at it not as a setback, but as a blessing," he answered. "When I was growing up, my mom and my dad did things that were true acts of selflessness."

It's what inspired him to work as a church counselor during summers growing up. He also volunteered at El Modena High School in Orange, California, last month to help honor the Chargers' high school coach of the month, Matt Mitchell, and be part of El Modena's pregame coin toss. Murray is an active member of the Fellowship of Christian Athletes and regularly visited the Children's Hospital at the Oklahoma Medical Center. His first task after the draft was to set up funds for his siblings for long-term care.

Murray cherishes every interaction that he has with his siblings, which is why Lenny's death hit so hard.

"He had special needs and you learn to appreciate the small things because you know the small goals that a lot of times, we as human beings we take for granted," Murray said. "And you learn to appreciate them when you see somebody who can't do those things and still finds a way to be happy."

"That was Lenny."

## **Okoye's journey: Chargers defensive lineman from Nigeria records a sack in his first football game**

*By Joe Reedy  
The Associated Press  
August 16, 2023*

COSTA MESA, Calif. (AP) — Imagine never having played cricket before and then taking a wicket in an Indian Premier League match your first time out, or never seeing a rugby match in person and scoring a try in Australia's National Rugby League.

That might give you a better understanding of what CJ Okoye did Saturday night.

The 21-year-old defensive lineman from Nigeria recorded a sack in his first organized football game at any level during the Los Angeles Chargers' 34-17 victory over the Rams. Okoye chased down Stetson Bennett for a 16-yard loss late in the fourth quarter.

"It was an amazing moment for me," Okoye said. "It was amazing seeing my teammates and my D-line room go crazy like that. I wish to go back there again."

Okoye came to the Chargers this year through the NFL's International Pathway Program, which was established in 2017 to increase the number of international players in the league. While he had shown enough to be allocated to an NFL team, he hadn't played organized football before.

Okoye didn't even know he recorded a sack until a teammate told him. He broke out his version of a sack dance as the Chargers sideline celebrated the moment.

Okoye also received a game ball from coach Brandon Staley in the locker room after the game.

"Just to see how he's been working, it brought me back to when I first started playing and was kind of green to the game, back in my senior year of high school," offensive guard Zion Johnson said. "Those moments are what craft you and push you forward to want to become a better player."

The sack was even more impressive because it didn't come on a straight rush but a stunt. Bennett eluded pressure from defensive tackle Jerrod Clark in the pocket before Okoye chased him down.

"It was the play we normally run, so we just need to run and twist," Okoye said. "We communicated, and (Clark) said, 'I'm going in. You just wrap around.' He did a good job. I just needed to finish it."

Before arriving in the NFL, the 6-foot-6, 315-pound Okoye had played basketball in a local league in Nigeria. Ejike Ugboaja, drafted by the Cleveland Cavaliers in 2006, was scouting one of the games and asked Okoye about trying out for Osi Umenyiora's Uprise football camp. Umenyiora, who was born in London to Nigerian parents, has been at the forefront of football development efforts in Africa.

Even though Okoye struggled during his tryout, he showed Umenyiora enough to take a chance on him.

Okoye was initially projected to be an offensive tackle and showed enough potential to be named the Offensive MVP during the first NFL Africa camp held in Ghana last year. From there, Okoye was one of 38 players from 13 countries to participate in last year's NFL International Combine in London.

Okoye came to the U.S. in January as one of 13 accepted into the International Pathway Program. That group underwent a 10-week training camp at the IMG Academy in Bradenton, Florida. In May, he discovered he was one of eight players who made the final cuts and was allocated to the Chargers.

"This time last year, I was in Nigeria. I didn't even know if I would come to the States or play football," he said. "Sometimes it hits me, 'You're in the States with the Chargers in the NFL. You need to make the most out of it.' I'm shocked every day, but I still need to go out and do my thing."

Since the program started, 37 international players have been allocated, drafted, or signed as free agents. Four players were on their team's active roster during the offseason, including Jordan Mailata. The Australian started at left tackle for the Philadelphia Eagles in February's Super Bowl.

The seven players remaining in this year's program saw at least one snap during last week's preseason games.

Kansas City offensive lineman Chukwuebuka Godrick saw the most action with 20 snaps against New Orleans.

Denver defensive lineman Haggai Chisom Ndubuisi assisted on two tackles during his four snaps against Arizona. Green Bay defensive lineman Kenneth Odumegwu also received a game ball after being in for 12 plays at Cincinnati.

All but one of the rookies in this year's program are from Nigeria. At the end of training camp, they will be eligible for an international player practice squad exemption, which gives teams an extra practice squad player. They also could be elevated to the active roster during the season.

Chargers defensive line coach Jay Rodgers said this is the first time in his 15 years coaching in the NFL that he has had an International Pathway Program player. He has been impressed with how quickly Okoye has picked up things.

"Every day is a new experience for him. Even some of the terms we use in football, those are terms that he has never heard before that other people take for granted," Rodgers said. "He moves pretty well for a big man. The more reps he gets mentally in the meetings and on the field, you'll see his play speed start to take over because we know his physical ability."

How many snaps Okoye will get in the final two preseason games remains to be seen, but he is taking everything in stride.

"I don't think I'm a celebrity yet. It's just my story. I have never played football, I just magically got a sack," he said. "I won't lie, it's an awesome feeling, but you just stay in the middle and do your thing. I want to learn more plays and learn more techniques."

## JOSHUA PALMER

### With his friend's health on his mind, Joshua Palmer aiming for bigger Chargers role

By Jeff Miller  
Los Angeles Times  
July 31, 2022

His position coach called him “so, so serious,” adding that Joshua Palmer is “straight-laced” to the point where it becomes “almost too much.”

To be more businesslike on the field, Palmer would have to line up in a three-piece suit. Yet before opening his second training camp with the Chargers last week, the 23-year-old wide receiver was heavily into his emotions.

Palmer's childhood friend, John Metchie III, had just revealed that he'll likely miss his rookie season with Houston after being diagnosed with leukemia.

“You hear about these things, but it never hit so close to home,” Palmer said. “I was just speechless. You don't know what to say or how to say it.”

Palmer and Metchie grew up together in Canada, in a town called Brampton, a suburb of some 600,000 northwest of Toronto. Their friendship goes back so far that Palmer said, “I don't remember not knowing him.”

Both eventually moved to the United States to pursue football and ended up in the SEC. Palmer played at Tennessee before being drafted by the Chargers in the third round last year while Metchie at Alabama before the Texans took him in the second round in April.

They were scheduled to share the field again this season in Week 4, when the Chargers play at Houston. But their next reunion is on hold indefinitely.

“John's a soldier,” Palmer said. “Right now, he's just in a different camp, a different camp that he has to get through. He'll come out with a full head of steam next season.”

With his friend on his mind, Palmer arrived in Costa Mesa for what the Chargers hope is a season of significant development. After Keenan Allen and Mike Williams, there's a need for more consistency at the team's third wide receiver spot.

Palmer finished his rookie season trending upward. Starting in Week 14 against the New York Giants — a game Allen missed because of COVID-19 — he had 18 of his 33 receptions and three of his four touchdowns. He caught a 23-yard scoring pass from Justin Herbert to convert a fourth-and-21 play late in the fourth quarter of the Chargers' dramatic season finale in Las Vegas.

“That Giants game was a huge boost for him,” Chargers wide receivers coach Chris Beatty said. “He was able to do multiple things in Keenan's role and see, ‘Hey, I can do this.’ Now, he has the confidence and it's more about mastering what he wants to do.”

Beatty almost worked with Palmer long before the two came together with the Chargers. He was an assistant at Maryland and recruited Palmer out of Fort Lauderdale's St. Thomas Aquinas High.

Palmer also nearly played in Southern California long before he was a Charger. Before committing to Tennessee, his college visits included a stop at UCLA, where a higher source evidently intervened.

“Someone told me it doesn't rain in California,” Palmer said. “The one time I was there, it rained the whole weekend. So I took that as a sign.”

Palmer's serious nature showed itself when he left Canada for South Florida to finish high school, St. Thomas Aquinas a traditional football powerhouse. At the time, he described it as “a business decision.” He was 15.

At a position that famously can produce divas and distractions, Palmer retains something closer to tunnel vision. His personality, Beatty explained, is the quietest among the Chargers' receivers.

“He's different like that,” Beatty said. “He balances the room. You can't have all comedians in there. With Josh, everybody else is joking and he's over there looking at his iPad.”

That's not to suggest Palmer lacks a lighter side. Asked if he played hockey growing up, he said only the street version before adding, “I could skate. I just couldn't stop.”

Palmer is an athlete who prefers to remain locked in. At Tennessee, Palmer prepped for the NFL on and off the field. He said during his final year of college he pretended he already was in the league. He became a harsher self-critic. He studied more film. He started taking better care of his body and tried to develop the routine of a professional athlete.

Beatty praised Palmer's approach and commitment but admitted there are times when he can dig in too deeply. The coach offered the example of Palmer trying to improve on an otherwise perfect route because the ball didn't come his way.

“He's just really so straight ahead, which is good in a lot of ways, but sometimes you overthink things,” Beatty said. “That's kind of where he is, trying to learn how to get out of his own way a little bit.”

The one thing Palmer has mastered entering this season is perspective, the situation involving Metchie and how his friend is handling it are both reminders of what's most important.

Palmer said the two have been in touch, adding that Metchie already is bouncing back. “The whole thing is hard to describe in words,” Palmer said. “But John's going to be fine. He's going to get through this.”

## DONALD PARHAM JR.

### Chargers' Donald Parham Jr. on injury: 'A life-flashing-before-your-eyes kind of thing'

By Jeff Miller  
Los Angeles Times  
April 18, 2022

DELAND, Fla. — He re-emerged here, on a small set of metal bleachers, next to an empty practice field, 2,500 miles from SoFi Stadium.

On a windy and warm spring afternoon, Donald Parham Jr. sat alone with a visitor sent to chronicle his comeback.

Nearly four months had passed since Parham disappeared from view under much brighter lights. A national television audience and sellout crowd watched as he was strapped to a stretcher and rolled out of the most frightening scene of the 2021 NFL season.

The Chargers tight end remembers all of it: the touchdown pass slipping from his grip, his head snapping back onto the turf, his body stiffening and ignoring the pleas to move even as the tremors shook his otherwise rigid arms.

"I was just thinking about if I'll ever play again," Parham said. "Really thinking about everything else I still wanted to do. It was a life-flashing-before-your-eyes kind of thing. Was it all going to be taken away from me in that instant?"

Watching the game from the family home in Lakeland, Fla., Felicia Parham said she and her husband, Donald Sr., were pulled from their seats and found themselves pacing. And praying. Mostly praying.

On their TV came a close-up of their son's face. His eyes were shut, and he wore no discernible expression.

Just moments earlier, Felicia said, she had been bouncing on the couch, shouting at the TV and rooting on her firstborn — just as always — much to the concern of the family's anxious, barking Pomeranian, Cash.

"All of a sudden," Felicia said, "everything went on pause."

Before long, she was on the phone, first with her son's girlfriend. Then with his agent. Then his girlfriend again. Then his agent's secretary. Travel plans had to be made — and right now.

A few sleepless hours later, Felicia was headed to the airport in Tampa for a 6 a.m. nonstop to LAX, an uneasy 5½ hours for a mother to do little more than think.

Brittany McGee, Parham's girlfriend, picked her up and they drove to Harbor-UCLA Medical Center.

At that blurry-eyed moment, Parham's future was very uncertain. He had talked to his mother on a video call hours earlier from the hospital, had told her he would be OK and assured he would play again. But Felicia needed to see for herself.

By the end of the weekend, everyone knew that, yes, Parham was going to be fine. But not many know the details of a situation so sobering that today Parham has no memory of that video call.

What follows is a collection of those details, an account that began with a quiet conversation on a small college campus.

Stetson University is a private school of roughly 4,300 students located among mossy oaks and waltzing palms about 40 miles north of Orlando.

Parham played here from 2015-18, two plaques displayed in the athletics building commemorating a final season in which he was the NCAA per-game leader in receptions and yards.

This is where he first truly stood his tallest, where he grew those final two inches to reach 6-foot-8, fulfilling forecasts of the pediatricians who had repeatedly told the Parhams their son was, size-wise, "off all the charts."

Parham is a student here again, working toward a communications degree he hopes to complete in the spring of 2023.

His picture hangs along the fence that encircles the practice field. A wall inside the football offices will soon feature another giant likeness, one of Parham in action as a Charger.

"He has lived up to all the expectations and become an overwhelming figure for this program and our league," said head coach Brian Young, who was the defensive coordinator during Parham's time as a Hatter. "Donald is Stetson."

State Road 44 passes next to campus and is dotted by nearby businesses with names such as Dolly's Olde Time Tavern, Lucky Ducky Arcade and DeLand Feed & Pet Supply.

To be sure, this is not a road that traditionally leads to the NFL. Parham and former teammate Donald Payne are the only Stetson players to make it to the league since the school reinstated football in 2013 after a half-century hiatus.

In that sense, the horrific scene in Inglewood on the night of Dec. 16 was another twist on a path that has seen Parham overcome going undrafted, failing to make it with a handful of NFL teams and ending up in the now-suspended XFL before the Chargers signed him.

"He's already had a detour coming out of the XFL," Payne said. "He worked his way up from that detour to make it to the biggest stage ever, catching touchdown passes on 'Monday Night Football.' Those of us who know Donald know he's got this, 1,000%."

That night, Kansas City won the coin toss and deferred, giving the Chargers the ball to start a matchup the NFL couldn't have scripted better. Young superstar quarterbacks Justin Herbert and Patrick Mahomes would battle with the AFC West lead going to the winner. Set up by a 75-yard kickoff return by Andre Roberts, Herbert and his offense quickly moved to the Chiefs' five-yard line, where it was first-and-goal. Three incompletions brought fourth down and coach Brandon Staley's decision to go for it.

"A routine play," Parham said. "We ran it a few times in practice. We were comfortable with it."

Lined up in a standing position on the right side, Parham cut inside between two linebackers, working his way toward the back of the end zone, where he ran away from safety Tyrann Mathieu as fellow safety Daniel Sorensen closed in.

He went airborne lunging for Herbert's spiral and landed on his back before coming to rest on his right side, Parham's body frozen with his arms extended in front of him and bent upward at the elbows in what experts call the fencing response, a condition that can follow trauma to the brain.

Running back Austin Ekeler arrived to help Parham to his feet before realizing something was wrong. Medical personnel were summoned and rushed from the Chargers' sideline.

Many of Parham's teammates began to gather around him. Tight end Stephen Anderson knelt nearby, dropping his head. A TV camera caught linebacker Drue Tranquill staring solemnly from one knee.

With this being a Thursday night, there were no other NFL games being played. The next day, it would be determined that 18 million people — the second-most to watch the Chargers all season — were tuned in.

"It was all very traumatic," Felicia said. "Then to be so far away and not be able to ... I was sick with my stomach. My husband was sick to his stomach. I immediately packed my bags. I had to see him."

Amid the scrambling, she sent a text message to a group of friends she called "prayer warriors," seeking support.

Payne, who also was watching the game, said his ongoing group chat "started blowing up, you know, praying for him. It was definitely something intense."

It was something familiar, as well. In August 2017, a sophomore linebacker named Nick Blakely collapsed at a Stetson practice and later died. An autopsy revealed that he had an enlarged heart.

"The Stetson community already had something along these lines happen," Payne said. "So to be in another situation where it was one of our own who was down made it even scarier."

Only 93 seconds into the most-anticipated of games, the mood inside SoFi Stadium struggled to recover, the image of Parham being wheeled out through an end-zone tunnel powerful and lasting.

And then his arms — restrained but still trembling in a way that was visible to all — caused wild speculation from people who couldn't possibly know the specifics.

"It was extremely scary," Felicia said. "To see him shaking, I didn't know what that was. So I'm checking social media and I'm seeing things about people counting him out, talking about him being paralyzed."

"I was so disheartened to see people say these things. They're not thinking about how he has a family. How are they saying such things when he's got a mom and a dad and a brother and others who love him?"



Parham said he was intubated in the ambulance en route to the hospital and remembers nothing more until awakening early Friday. He started by trying to wiggle his fingers and called his body's immediate response "a blessing."

He underwent a variety of scans and other tests, all the signs encouraging. Doctors repeatedly checked Parham's motor skills, those results similarly positive.

By mid-morning, the Chargers were able to provide an official update, announcing on Twitter that Parham had been diagnosed with a concussion and would be leaving the hospital soon.

Later that day, he posted a photo of his right hand flashing the thumbs-up and a proclamation that he'd return better than ever. The tweet was liked more than 80,000 times.

"The doctors assured me nothing was wrong in terms of paralysis or anything like that," Parham said. "My first thought was, 'OK, well I need to get out of here.' That was the biggest thing, getting out of there and getting back to reality."

He ended up spending three nights at Harbor-UCLA, his mom and girlfriend sleeping in his room on chairs, Brittany's pulled up next to his bed so the two could hold hands.

Around noon Sunday, they all left the hospital together.

A few days later, Parham walked into the Chargers' Costa Mesa facility, headed toward the locker room and was greeted by a series of friendly but disbelieving faces.

"They were freaking out, almost like they were seeing a ghost," he said. "It was kind of funny. A lot of the guys were like, 'Just go home, bro. You don't have to be here.' I was like, 'Oh, OK, my bad.' And I left."

He wanted to return as quickly as possible, Parham said, because playing in the NFL has been his truest passion for years. He also wanted to prove he was tougher than even the scariest of career-threatening incidents.

Parham has a very practical, measured approach looking back on something that has so much emotion attached.

"I didn't have to dive," he said. "I could have possibly stayed on my feet or slid almost like a baseball player. But it happened. I have to learn from it and grow from it."

"Really, it's just a learning experience. Nothing more now. I gotta protect myself. That's just my character. I'm pretty even-keeled, level-headed. I'm always able to re-evaluate and reassess and go from there."

After missing the final three games of the season, Parham was medically cleared in early February. He said he expects to rejoin his teammates for offseason workouts in May, after the semester ends at Stetson. The first day of offseason workouts for players is Monday. His want to play has not been diminished, he promised, adding that he anticipates no issues the next time he's hit or takes a hard or awkward tumble. He said he never thinks about the play, unless someone asks about it. He called the whole scene "an afterthought."

Football is "just what we do," Parham explained, his father having played running back at Albany State and his little brother, Donovan, now a linebacker at Robert Morris.

As for those tremors, Parham said no one has been able to provide a specific reason.

"One doctor explained it as having seizure-like symptoms," he said. "But they weren't sure. I saw a specialist and he said they weren't exactly seizures. No one could really pinpoint it. It was just a reaction to what happened."

The Chargers' expectations for Parham will only grow in 2022. At 24, he's entering his third NFL season and will be part of a tight-end rotation that includes veteran Gerald Everett and 2021 third-round pick Tre' McKitty.

Parham will be counted upon to stand tall again, this time after taking the most frightening of falls. Following a pause that could have been so much longer, so much worse, a twisting NFL journey will continue.

Recalling the moment she first entered her son's hospital room, Felicia said she can still feel the relief.

"I was finally able to put my eyes on him and see that he was alert and OK," she said. "It was, 'Thank you, Jesus.' It was great to see him and see that he was Donald. He had stuff wired up to him and all that, but he was Donald."

They talked about family and about faith, Felicia studying her son's answers by the word to make sure he was all right.

The subject of the game didn't really come up, Parham, in fact, admitted he was unaware the Chargers had lost — 34-28 in overtime — until days later.

But there was one thing from the night before he did mention.

"Mom," Felicia remembered Donald Jr. saying, "I should've caught that ball."

## RASHAWN SLATER

### Chargers left tackle Rashawn Slater feeling '100 percent'

By Lindsey Thiry  
ESPN.com  
May 31, 2023

COSTA MESA, Calif. -- Los Angeles Chargers left tackle Rashawn Slater says he is feeling "100 percent" after undergoing season-ending surgery last season.

Slater earned Pro Bowl recognition as a rookie and was anticipated last season to produce an encore performance. However, Slater exited a Week 3 loss to the Jacksonville Jaguars after rupturing his left biceps tendon and subsequently was placed on injured reserve for the remainder of the year.

"It's great," Slater said about his injury on Wednesday after organized team activities. "I would say it's been 100 percent for a while now, so at this point it's just - the more reps I get the more confident I'll feel."

Slater was designated to return from injured reserve after the Chargers' regular-season finale and coach Brandon Staley expressed optimism that he could appear in the lineup if they were able to make a playoff run.

However, the Jaguars defeated the Chargers, 31-30, in a Wild Card playoff to eliminate them from the postseason

"It was very close," Slater said when asked if he could have played if the team had advanced. "That's kind of what we were going after. Now I get more time."

Slater missed 15 games in total, including the playoff.

"I feel like the biggest thing I learned from that was just how easily this can be taken from you," said Slater, who turned 24 in March. "You only get so much time as it is in the NFL... so really feel a lot of urgency to get to where I want to be."

In Slater's absence, rookie Jamaree Salyer -- a sixth-round pick from Georgia -- took over at the position. Salyer is expected to maintain a starting role this season at right guard, where Zion Johnson is expected to move to left guard. The Bolts also return veteran center Corey Linsley and right tackle Trey Pipkins, who re-signed on a three-year, \$21.75 million deal over the offseason.